Company	division	Rate division	% allocation by # of cust. Div 012	Blending %	Percentage
20	7	020.007.Trans LA Division	0.000000%	0.000000%	
20	77	020.077.LGS Division	100.000000%	5.141059%	5.14%
30	1	030.001.Amarillo Transmission Div	0.000000%	0.000000%	
30	3	030.003.Amarillo City Plant Div	0.000000%	0.000000%	
30	4	030.004.Fritch & Sanford City Plant	0.000000%	0.000000%	
30	5	030.005.West TX City Plant Div	99.923074%	4.559192%	
30	6	030.006.Dalhard City Plant Div	0.000000%	0.000000%	
30	8	030.008.West TX Rural Irrigation	0.018601%	0.000849%	
30	11	030.011.Fain 10" Division	0.000000%	0.000000%	
30	13	030.013.Amarillo Rural Division	0.000000%	0.000000%	
30	14	030.014.Non-Regulated Industrial	0.000000%	0.000000%	
30	15	030.015.Amarillo Regulated Indust	0.000000%	0.000000%	
30	16	030.016.Lubbock	0.000000%	0.000000%	
30	17	030.017.Dalhart Rural Division	0.000000%	0.000000%	
30	18	030.018.Dalhart Rural Irrigation	0.000000%	0.000000%	
30	19	030.019.Triangle Division	0.058325%	0.002661%	
30	20	030.020.Lubbock OCL	0.000000%	0.000000%	
30	21	030.021.West TX Rural Division	0.000000%	0.000000%	4.56%
50	9	050.009.WKG Division	49.466157%	2.983098%	
50	93	050.093.Tennessee Division	43.916766%	2.648437%	
50	96	050.096.Virginia Division	6.617077%	0.399048%	6.03%
60	31	060.033.Colorado ADM Division	47.928896%	2.744324%	
60	80	060.081.Kansas Administration	52.071104%	2.981499%	5.73%
70	170	070.170.MVG Division	100.000000%	4.456634%	4.46%
80	190	080.190.Mid-Tex Division	100.000000%	74.083199%	74.08%
				100.000000%	100.00%

Charles K Vaughn Center Proposed Allocations **Effective Oct - 23**

	Allocator	Total	Training	Dispatch	Service Center	
CKV	Sq Ft	$12,925,099	$6,001,908	$1,180,210	$5,742,980	Total Capitalized investment per Marvin Fugitt
		$12,925,099	$6,001,908	$1,180,210	$5,742,980	

	Allocator	Total	LA	WTX	KMD	COKS	MS	MDTX	
Training	Training Empl	$6,001,908	$536,938	$477,956	$650,834	$644,732	$488,125	$3,203,323	
Dispatch	No. Cust	$1,180,210	$127,549	$111,778	$128,625	$95,336	$87,899	$629,024	
Service Center	100% Mid-Tex	$5,742,980	$0	$0	$0	$0	$0	$5,742,980	
		$12,925,099	$664,487	$589,734	$779,459	$740,068	$576,024	$9,575,327	
	CKV Allocation factor		5.14%	4.56%	6.03%	5.73%	4.46%	74.08%	**Blending percentages**
			077	010	091	030	170	190	set of books
			Co 020	**Co 030**	**Co 050**	**Co 060**	**Co 070**	**Co 080**	

Allocators	LA	WTX	KMD	COKS	MS	MDTX	Total	
Number of Customers	361,942	317,188	364,995	270,532	249,428	1,784,960	3,349,045	**Number of customers as of Sep-22-From Composite file submitted from General Accounting at beginning of Fiscal Year**
	10.8%	9.5%	10.9%	8.1%	7.4%	53.3%		
Training Useage Employees	264	235	320	317	240	1575	2,951	**Percentage of Divisional activity for the Dallas area provided by Plano Service Center On site & Virtual @Beg of Fiscal Year**
	8.9%	8.0%	10.8%	10.7%	8.1%	53.4%		

Square Footage	Training	Dispatch	Service Center	Total	
	22,554	4,435	21,581	48,570	per Dean Sanders
	46.4%	9.1%	44.4%		

RE: 2023 CKV Center Allocations

Reply | Reply All | Forward

Tue 10/31/2023 7:55 AM

RH Reynolds, Hunter
To: Ortiz, Patricia
Cc: Hazari, Zia; Martin, Kelli; Garcia, Michelle; Murray, Tristan

Follow up. Start by Tuesday, October 31, 2023. Due by Tuesday, October 31, 2023.
You replied to this message on 10/31/2023 8:33 AM.

Good morning Patricia!

Here is the divisional breakdown for all employees trained at CKV (on-site and virtually).

Division	# of Employees	% of Total Employees
Atmos Pipeline - Texas	35	1.17%
Colorado-Kansas Division	317	10.61%
Kentucky-Mid-States Division	320	10.71%
Louisiana Division	264	8.84%
Mid-Tex Division	1575	52.73%
Mississippi Division	240	8.03%
Shared Services	1	0.03%
West Texas Division	235	7.87%
Grand Total	**2987**	**100%**

If you have any questions, please let me know.

Thanks,
Hunter Reynolds
Lead EE & Org Development
Phone: (972) 964-4147
Cell: (469) 615-0485
Email: Patrick.Reynolds@atmosenergy.com

Search

11:50 AM
11/3/2023

2023

Division	Delivery	Total	
COKS	On site and Virtual	317	317
WTX		235	235
LA		264	264
KMD		320	320
MS		240	240
ATM/SS		1	1
MDTX		1575	1575
Grand Total		**2,952**	2952
	APT-In person & Virtual	35	No Allocation to APT for CKV
	Total	2,987	

030	317,188
060	270,532
020	
020	361,942
050	364,995
070	249,428
080	1,784,960
180	293
303	6
	3,349,344
220	218
	3,349,562
CKV	**3,349,045**

Provided by General Accounting@ beginnning of fiscal year

1) CKV assets were set up in company 080 on project 080.27120 then transferred to company 010 in 201012
2) Number of customers are received at the beginning of the fiscal year by General accounting
3) Number of employee useage per company is received by CKV at the beginning of the fiscal year starting FY2023

	Effective Oct-23					Shared service portion		Rates to be entere
BU	Source Book	Source Percent	Sq. Ft. Percent by BU	Allocated % per set of books	Percent by Category allocated to each set of books	11.490000%	Total % allocated	Blending percent for Greenville
020	020.007.Trans LA Division	0.000000%	1.96%	-	0.000000%	0.000000%	0.000000%	**0.000000%**
020	020.077.LGS Division	8.280000%	1.96%	1.000000	1.960000%	0.951372%	2.911372%	**2.911372%**
020 Total		8.280000%						
030	030.001.Amarillo Transmission Div	0.000000%	1.96%	-	0.000000%	0.000000%	0.000000%	**0.000000%**
030	030.003.Amarillo City Plant Div	0.000000%	1.96%	-	0.000000%	0.000000%	0.000000%	**0.000000%**
030	030.004.Fritch & Sanford City Plant	0.000000%	1.96%	-	0.000000%	0.000000%	0.000000%	**0.000000%**
030	030.005.West TX City Plant Div	7.360840%	1.96%	0.960945	1.883453%	0.845761%	2.729213%	**2.729213%**
030	030.006.Dalhard City Plant Div	0.000000%	1.96%	-	0.000000%	0.000000%	0.000000%	**0.000000%**
030	030.008.West TX Rural Irrigation	0.001456%	1.96%	0.000190	0.000373%	0.000167%	0.000540%	**0.000540%**
030	030.011.Fain 10" Division	0.000000%	1.96%	-	0.000000%	0.000000%	0.000000%	**0.000000%**
030	030.013.Amarillo Rural Division	0.000000%	1.96%	-	0.000000%	0.000000%	0.000000%	**0.000000%**
030	030.014.Non-Regulated Industrial	0.000000%	1.96%	-	0.000000%	0.000000%	0.000000%	**0.000000%**
030	030.015.Amarillo Regulated Indust	0.000000%	1.96%	-	0.000000%	0.000000%	0.000000%	**0.000000%**
030	030.016.Lubbock	0.000000%	1.96%	-	0.000000%	0.000000%	0.000000%	**0.000000%**
030	030.017.Dalhart Rural Division	0.000000%	1.96%	-	0.000000%	0.000000%	0.000000%	**0.000000%**
030	030.018.Dalhart Rural Irrigation	0.000000%	1.96%	-	0.000000%	0.000000%	0.000000%	**0.000000%**
030	030.019.Triangle Division	0.297704%	1.96%	0.038865	0.076175%	0.034206%	0.110381%	**0.110381%**
030	030.020.Lubbock OCL	0.000000%	1.96%	-	0.000000%	0.000000%	0.000000%	**0.000000%**
030	030.021.West TX Rural Division	0.000000%	1.96%	-	0.000000%	0.000000%	0.000000%	**0.000000%**
030	030.040.Texas CNG Division	0.000000%	1.96%	-	0.000000%	0.000000%	0.000000%	**0.000000%**
030 Total		7.660000%						
050	050.009.WKG Division	4.562937%	1.96%	0.499774	0.979557%	0.524281%	1.503839%	**1.503839%**
050	050.093.Tennessee Division	3.862603%	1.96%	0.423067	0.829212%	0.443813%	1.273025%	**1.273025%**
050	050.096.Virginia Division	0.704460%	1.96%	0.077159	0.151231%	0.080942%	0.232174%	**0.232174%**
050 Total		9.130000%						
060	060.033.Colorado Division	2.803614%	1.96%	0.455872	0.893510%	0.322135%	1.215645%	**1.215645%**
060	060.081.Kansas Administration	3.346386%	1.96%	0.544128	1.066490%	0.384500%	1.450990%	**1.450990%**
060 Total		6.150000%						
070	070.170.MVG Division	6.530000%	1.96%	0.019600	1.960000%	0.750297%	2.710297%	**2.710297%**
070 Total		6.530000%						
080	080.190.Mid-Tex Division	43.810000%	9.33%	0.093350	9.330000%	5.033769%	14.363769%	**14.363769%**
080 Total		43.810000%						
180	180.700.Atmos Pipeline Division	18.170000%	69.38%	0.693800	69.380000%	2.087733%	71.467733%	**71.467733%**
180 Total		18.170000%						
212	212.821.Woodward Division	0.000000%		-	0.000000%	0.000000%	0.000000%	**0.000000%**
212 Total		0.000000%						
221	221.890.Atmos Power Division	0.000000%			0.000000%	0.000000%	0.000000%	**0.000000%**
221 Total		0.000000%						
232	232.800.UCG Storage Division	0.030000%			0.000000%	0.003447%	0.003447%	**0.003447%**
231 Total		0.030000%						
233	233.817.WKG Storage	0.040000%			0.000000%	0.004596%	0.004596%	**0.004596%**
233 Total		0.040000%						
220	220 - Atmos Energy Louisiana Industria	0.070000%			0.000000%	0.008043%	0.008043%	**0.008043%**
220 Total		0.070000%						
301	301.055.AES Division	0.000000%			0.000000%	0.000000%	0.000000%	**0.000000%**
301 Total		0.000000%						
303	303.057.TLGP-LGSN	0.130000%			0.000000%	0.014937%	0.014937%	**0.014937%**
303 Total		0.130000%						
234	234.822.TransLa Gas Storage	0.000000%			0.000000%	0.000000%	0.000000%	**0.000000%**
312 Total		0.000000%			**88.510000%**	**11.490000%**	**100.000000%**	**100.000001%**
Grand Total		100.000000%						

		ACUTAL						BUDGET						
	subacct	JAN-24	Feb-24	Mar-24	April-24	May-24	June-24	July24	Aug-24	Sept-24	Oct-24	Nov-24	Dec-24	Base Period
div 9														
Transmission-Operation supervision and engineering-Required By Law, Safety 8500-04002	04002	0	0	0	0	0	0	0	0	0	0	0	0	0
Distribution-Operation supervision and engineering-Required By Law, Safety 8700-04002	04002	0	0	0	0	0	54,855							54,855
A&G-Injuries & damages-Safety 9210-04018	04018							41	41	41	292	292	292	
A&G-Injuries & damages-Safety 9250-04018	04018	0	0	0	0	0	0							0
Safety or Required by Law		**0**	**0**	**0**	**0**	**0**	**54,855**	**41**	**41**	**41**	**292**	**292**	**292**	**55,854**
Promo Other, Misc - 04021 (9210)	04021	0	0	0	0	1,695	0	40	40	40	83	83	83	2,065
Promo Sales, Misc - 04022 (9210)	04022	0	0	0	40	5	0	305	305	305	94	94	94	1,242
Distribution-Operation supervision and engineering-Safety 8700-04018	04018	2,459	3,554	4,304	1,400	41	454	0	0	0	2,588	2,588	2,588	19,977
Distribution-Operation supervision and engineering-Community Rel&Trade Shows 8700-04040	04040	246	481	3,847	914	870	5,036	2,959	2,959	2,959	2,683	2,683	2,683	28,322
Distribution-Operation supervision and engineering-Customer Relations & Assist 8700-04046	04046	0	0	42	0	0	0							42
Mains and Services Expenses-Community Rel&Trade Shows 8740-04040	04040	0	0	480	0	0	0							480
Customer service-Operating informational and instructional advertising expense-Promo Sales, Misc 9090-04022	04022	0	0	0	768	95	0							863
Customer service-Operating informational and instructional advertising expense-Community Rel&Trade Shows 9090-04040	04040	8,369	0	0	0	15	110							8,494
Customer service-Operating informational and instructional advertising expense-Advertising 9090-04044	04044							3,361	3,361	3,363	4,313	4,313	4,313	23,022
Customer service-Operating informational and instructional advertising expense-Customer Relations & Assist 9090-04046	04046	466	0	0	1,648	300	0							2,415
Customer service-Miscellaneous customer service-Advertising 9100-04044	04044													0
Sales-Supervision-Community Rel&Trade Shows 9110-04040	04040	0	346	0	0	144	0							490
Sales-Supervision-Customer Relations & Assist 9110-04046	04046													0
Sales-Demonstrating and selling expenses-Community Rel&Trade Shows 9120-04040	04040	0	0	1,293	150	0	0							1,443
Sales-Demonstrating and selling expenses-Advertising 9120-04044	04044	0	0	0	0	206	184							390
Sales-Demonstrating and selling expenses-Customer Relations & Assist 9120-04046	04046	4,865	762	227	1,718	1,527	3,624							12,723
Sales-Advertising expenses-Community Rel&Trade Shows 9130-04040	04040	220	1,674	1,165	9,214	724	2,206							15,203
Sales-Advertising expenses-Advertising 9130-04044	04044	3,701	3,706	4,295	4,794	6,189	318							23,003
Sales-Advertising expenses-Customer Relations & Assist 9130-04046	04046	0	0	0	13,270	0	0							13,270
Sales-Miscellaneous sales expenses-Customer Relations & Assist 9160-04046	04046	0	0	1,300	0	689	0							1,989
A&G-Office supplies & expense-GCA Public Notice Publication 9210-04023	04023													0
Community Rel&Trade Shows - 9210-04040	04040													0
A&G-Franchise requirements-Advertising 9270-04044	04044	0	0	0	0	0	85							85
A&G-Office supplies & expense-Customer Relations & Assist 9210-04046	04046	395	395	0	864	256	395							2,305
Sales or Promotional Advertizing		**20,722**	**10,919**	**16,953**	**34,780**	**12,756**	**12,412**	**6,665**	**6,665**	**6,667**	**9,761**	**9,761**	**9,761**	**157,821**
Div 91														
Transmission-Operation supervision and engineering-Required By Law, Safety 8500-04002	04002	77,905	259,425	3,193	65,728	2,829	5,341							414,420
Distribution-Operation supervision and engineering-Required By Law, Safety 8700-04002	04002							6,540	6,540	6,540	66,158	66,158	66,158	
Distribution-Operation supervision and engineering-Safety 8700-04018	04018	170	0	0	0	0	0	0	0	0	417	417	417	
Distribution-Measuring and regulating station expenses-Safety 8750-04018	04018													
Customer service-Operating informational and instructional advertising expense-Promo Sales, Consumer Rel 9090-04017	04017													0
Safety or Required by Law		**78,075**	**259,425**	**3,193**	**65,728**	**2,829**	**5,341**	**6,540**	**6,540**	**6,540**	**66,575**	**66,575**	**66,575**	**414,420**
Distribution-Operation supervision and engineering-Promo Sales, Misc 8700-04022	04022	0	0	0	0	0	50	240	240	240	10	10	10	801
Distribution-Operation supervision and engineering-Community Rel&Trade Shows 8700-04040	04040	0	0	0	0	44	0	0	0	21,250	6,789	6,789	9,289	44,162
Customer service-Miscellaneous customer service-Community Rel&Trade Shows 9100-04040	04040	1,810	0	0	0	0	0							
Customer service-Miscellaneous customer service-Customer Relations & Assist 9100-04046	04046	80	33	0	28	3	0							143
Sales-Supervision-Promo Sales, Misc 9110-04022	04022													0
Sales-Supervision-Advertising 9110-04044	04044							820	820	9,322	2,416	2,416	2,916	18,709
Sales-Supervision-Customer Relations & Assist 9110-04046	04046													0
Sales-Demonstrating and selling expenses-Community Rel&Trade Shows 9120-04040	04040													0
Sales-Demonstrating and selling expenses-Customer Relations & Assist 9120-04046	04046	1,798	0	570	2,601	0	0	2,707	1,707	3,205	1,973	1,973	1,973	18,507
Sales-Advertising expenses-Promo Other, Misc 9130-04021	04021							108	108	108	275	275	275	1,147
Sales-Advertising expenses-Community Rel&Trade Shows 9130-04040	04040	0	0	0	113	0	0							
Sales-Advertising expenses-Advertising 9130-04044	04044													0
Sales or Promotional Advertizing		**3,688**	**33**	**570**	**2,741**	**47**	**50**	**3,874**	**2,874**	**34,124**	**11,464**	**11,464**	**14,464**	**38,506**
Div 2														
Safety, Newspaper - 04001	04001							417	417	413				1,247
Distribution-Operation supervision and engineering-Required By Law, Safety 8700-04002	04002	0	517	0	0	840	28	160,000	162,000	162,000				485,385
Safety - 04018	04018							0	0	0				0
Safety or Required by Law		**3,688**	**550**	**570**	**2,741**	**887**	**78**	**160,417**	**162,417**	**162,413**	**0**	**0**	**0**	**544,793**
Sales-Demonstrating and selling expenses-Promo Other, Misc 9120-04021	04021	10,943	10,943	13,519	5,783	10,943	13,011	1,540	290	2,790				69,764
Promo Sales, Misc - 04022	04022							0	0	300				
Sales-Demonstrating and selling expenses-Advertising 9120-04044	04044	0	0	0	465	0	0	3,750	3,750	3,750				11,715
Sales-Demonstrating and selling expenses-Customer Relations & Assist 9120-04046	04046	0	0	0	0	0	0	12,750	12,750	12,750	4,417	4,417	4,417	51,501
A&G-Office supplies & expense-Promo Other, Misc 9210-04021	04021	0	245	8	50,588	2,668	0							53,509
A&G-Office supplies & expense-Community Rel&Trade Shows 9210-04040	04040	0	53	885	0	0	318	0	0	0	3,625	3,500	4,500	12,881
A&G-Office supplies & expense-Advertising 9210-04044	04044	0	0	0	0	0	0							0
A&G-Office supplies & expense-Customer Relations & Assist 9210-04046	04046	1,327	7,608	-2,496	937	834	399							8,610
A&G-Maintenance of general plant-Promo Other, Misc 9320-04021	04021	0	0	0	0	0	0							0
Sales or Promotional Advertizing		**12,270**	**18,850**	**11,916**	**57,774**	**14,445**	**13,728**	**18,040**	**16,790**	**19,590**	**8,042**	**7,917**	**8,917**	**208,280**
Div 12														
Safety, Newspaper - 04001	04001										767	417	417	1,601
		0	**0**	**0**	**0**	**0**	**0**	**0**	**0**	**0**	**767**	**417**	**417**	**1,601**
Other deductions-Community Rel&Trade Shows 4265-04040	04040	1,000	2,500	1,400	2,500	0	7,750							15,150
Promo Other, Misc - 04021 (9210)	04021										1,510	260	7,260	
Customer accounts-Customer records and collections expenses-Community Rel&Trade Shows 9030-04040	04040	118	0	0	1,759	0	365							
Distribution-Operation supervision and engineering-Customer Relations & Assist 8700-04046	04046										8,333	8,333	8,333	
Customer service-Operating informational and instructional advertising expense-Advertising 9090-04044	04044										3,750	3,750	3,750	
A&G-Office supplies & expense-Community Rel&Trade Shows 9210-04040	04040	217	459	270	2,310	(889)	113	3,625	3,500	4,500	5,000	0	5,750	24,855
Sales or Promotional Advertizing		**1,334**	**2,959**	**1,670**	**6,569**	**-889**	**8,228**	**3,625**	**3,500**	**4,500**	**18,593**	**12,343**	**25,093**	**40,005**

DIVISIONS 009 & 091 Advertising Historical Data, Jan 2024 – June 2024

Division	Division Description	Account	Account Description	Sub Account	Sub Account Description	Actuals JAN-24	Actuals Feb-24	Actuals Mar-24	Actuals April-24	Actuals May-24	Actuals June-24	Total	
009	Kentucky Division	4264	Civic, Political and Related	04022	Promo Sales, Misc	-	-	-	40	5	-	45	Sales
009	Kentucky Division	4264	Civic, Political and Related	04040	Community Rel&Trade Shows	-	-	-	-	-	1	1	Sales
009	Kentucky Division	4265	Other deductions	04040	Community Rel&Trade Shows	-	-	-	-	53	-	53	Sales
009	Kentucky Division	4265	Other deductions	04046	Customer Relations & Assist	-	-	-	-	167	-	167	Sales
009	Kentucky Division	8700	Distribution-Operation supervision and engineering	04002	Required By Law, Safety	-	-	-	-	-	54,855	54,855	Safety
009	Kentucky Division	8700	Distribution-Operation supervision and engineering	04018	Safety	2,459	3,554	4,304	1,400	41	454	12,213	Safety
009	Kentucky Division	8700	Distribution-Operation supervision and engineering	04040	Community Rel&Trade Shows	246	481	3,847	914	870	5,036	11,395	Sales
009	Kentucky Division	8700	Distribution-Operation supervision and engineering	04046	Customer Relations & Assist	-	-	42	-	-	-	42	Sales
009	Kentucky Division	8740	Mains and Services Expenses	04018	Safety	-	-	-	-	-	-	-	Safety
009	Kentucky Division	8740	Mains and Services Expenses	04040	Community Rel&Trade Shows	-	-	480	-	-	-	480	Sales
009	Kentucky Division	8780	Meter and house regulator expenses	04040	Community Rel&Trade Shows	-	-	-	-	-	-	-	Sales
009	Kentucky Division	9090	Customer service-Operating informational and instructional advertising expense	04022	Promo Sales, Misc	-	-	-	768	95	-	863	Sales
009	Kentucky Division	9090	Customer service-Operating informational and instructional advertising expense	04040	Community Rel&Trade Shows	8,369	-	-	-	15	110	8,494	Sales
009	Kentucky Division	9090	Customer service-Operating informational and instructional advertising expense	04046	Customer Relations & Assist	466	-	-	1,648	300	-	2,415	Sales
009	Kentucky Division	9110	Sales-Supervision	04040	Community Rel&Trade Shows	-	346	-	-	144	-	490	Sales
009	Kentucky Division	9120	Sales-Demonstrating and selling expenses	04040	Community Rel&Trade Shows	-	-	1,293	150	-	-	1,443	Sales
009	Kentucky Division	9120	Sales-Demonstrating and selling expenses	04044	Advertising	-	-	-	-	206	184	390	Sales
009	Kentucky Division	9120	Sales-Demonstrating and selling expenses	04046	Customer Relations & Assist	4,865	762	227	1,718	1,527	3,624	12,723	Sales
009	Kentucky Division	9130	Sales-Advertising expenses	04021	Promo Other, Misc	-	-	-	-	1,695	-	1,695	Sales
009	Kentucky Division	9130	Sales-Advertising expenses	04040	Community Rel&Trade Shows	220	1,674	1,165	9,214	724	2,206	15,203	Sales
009	Kentucky Division	9130	Sales-Advertising expenses	04044	Advertising	3,701	3,706	4,295	4,794	6,189	318	23,003	Sales
009	Kentucky Division	9130	Sales-Advertising expenses	04046	Customer Relations & Assist	-	-	-	13,270	-	-	13,270	Sales
009	Kentucky Division	9160	Sales-Miscellaneous sales expenses	04046	Customer Relations & Assist	-	-	1,300	-	689	-	1,989	Sales
009	Kentucky Division	9210	A&G-Office supplies & expense	04046	Customer Relations & Assist	395	395	-	864	256	395	2,305	Sales
009	Kentucky Division	9270	A&G-Franchise requirements	04044	Advertising	-	-	-	-	-	85	85	Sales
091	Mid-States General Office Div	8700	Distribution-Operation supervision and engineering	04002	Required By Law, Safety	77,905	259,425	3,193	65,728	2,829	5,341	414,420	Safety
091	Mid-States General Office Div	8700	Distribution-Operation supervision and engineering	04018	Safety	170	-	-	-	-	-	170	Safety
091	Mid-States General Office Div	8700	Distribution-Operation supervision and engineering	04022	Promo Sales, Misc	-	-	-	-	-	50	50	Sales
091	Mid-States General Office Div	8700	Distribution-Operation supervision and engineering	04040	Community Rel&Trade Shows	-	-	-	-	44	-	44	Sales
091	Mid-States General Office Div	9100	Customer service-Miscellaneous customer service	04040	Community Rel&Trade Shows	1,810	-	-	-	-	-	1,810	Sales
091	Mid-States General Office Div	9100	Customer service-Miscellaneous customer service	04046	Customer Relations & Assist	80	33	-	28	3	-	143	Sales
091	Mid-States General Office Div	9110	Sales-Supervision	04022	Promo Sales, Misc	-	-	-	-	-	-	-	Sales
091	Mid-States General Office Div	9120	Sales-Demonstrating and selling expenses	04046	Customer Relations & Assist	1,798	-	570	2,601	-	-	4,968	Sales
091	Mid-States General Office Div	9130	Sales-Advertising expenses	04021	Promo Other, Misc	-	-	-	-	-	-	-	Sales
091	Mid-States General Office Div	9130	Sales-Advertising expenses	04040	Community Rel&Trade Shows	0	0	0	112.82	0	0	113	Sales
091	Mid-States General Office Div	9302	Miscellaneous general expenses	04046	Customer Relations & Assist	0	0	0	0	0	0	-	Sales

Civic, Political and Related-Promo Sales, Misc 4264-04022	04022
Civic, Political and Related-Community Rel&Trade Shows 4264-04040	04040
Other deductions-Community Rel&Trade Shows 4265-04040	04040
Other deductions-Customer Relations & Assist 4265-04046	04046
Distribution-Operation supervision and engineering-Required By Law, Safety 8700-04002	04002
Distribution-Operation supervision and engineering-Safety 8700-04018	04018
Distribution-Operation supervision and engineering-Community Rel&Trade Shows 8700-04040	04040
Distribution-Operation supervision and engineering-Customer Relations & Assist 8700-04046	04046
Mains and Services Expenses-Safety 8740-04018	04018
Mains and Services Expenses-Community Rel&Trade Shows 8740-04040	04040
Meter and house regulator expenses-Community Rel&Trade Shows 8780-04040	04040
Customer service-Operating informational and instructional advertising expense-Promo Sales, Misc 9090-04022	04022
Customer service-Operating informational and instructional advertising expense-Community Rel&Trade Shows 9090-04040	04040
Customer service-Operating informational and instructional advertising expense-Customer Relations & Assist 9090-04046	04046
Sales-Supervision-Community Rel&Trade Shows 9110-04040	04040
Sales-Demonstrating and selling expenses-Community Rel&Trade Shows 9120-04040	04040
Sales-Demonstrating and selling expenses-Advertising 9120-04044	04044
Sales-Demonstrating and selling expenses-Customer Relations & Assist 9120-04046	04046
Sales-Advertising expenses-Promo Other, Misc 9130-04021	04021
Sales-Advertising expenses-Community Rel&Trade Shows 9130-04040	04040
Sales-Advertising expenses-Advertising 9130-04044	04044
Sales-Advertising expenses-Customer Relations & Assist 9130-04046	04046
Sales-Miscellaneous sales expenses-Customer Relations & Assist 9160-04046	04046
A&G-Office supplies & expense-Customer Relations & Assist 9210-04046	04046
A&G-Franchise requirements-Advertising 9270-04044	04044
Distribution-Operation supervision and engineering-Required By Law, Safety 8700-04002	04002
Distribution-Operation supervision and engineering-Safety 8700-04018	04018
Distribution-Operation supervision and engineering-Promo Sales, Misc 8700-04022	04022
Distribution-Operation supervision and engineering-Community Rel&Trade Shows 8700-04040	04040
Customer service-Miscellaneous customer service-Community Rel&Trade Shows 9100-04040	04040
Customer service-Miscellaneous customer service-Customer Relations & Assist 9100-04046	04046
Sales-Supervision-Promo Sales, Misc 9110-04022	04022
Sales-Demonstrating and selling expenses-Customer Relations & Assist 9120-04046	04046
Sales-Advertising expenses-Promo Other, Misc 9130-04021	04021
Sales-Advertising expenses-Community Rel&Trade Shows 9130-04040	04040
Miscellaneous general expenses-Customer Relations & Assist 9302-04046	04046

DIVISIONS 002 & 012 Advertising Historical Data, Jan 2024 – June 2024

Division	Division Description	Account	Account Description	Sub Account	Sub Account Description	Actuals JAN-24	Actuals Feb-24	Actuals Mar-24	Actuals April-24	Actuals May-24	Actuals June-24	Total			
002	Shared Services General Office	8700	Distribution-Operation supervision and engineering	04002	Required By Law, Safety	-	517	-	-	840	28	1,385	Safety	Distribution-Operation supervision and engineering-Required By Law, Safety 8700-04002	04002
002	Shared Services General Office	9120	Sales-Demonstrating and selling expenses	04044	Advertising	10,943	10,943	13,519	5,783	10,943	13,011	65,144	Sales	Sales-Demonstrating and selling expenses-Advertising 9120-04044	04044
002	Shared Services General Office	9120	Sales-Demonstrating and selling expenses	04046	Customer Relations & Assist	-	-	-	465	-	-	465	Sales	Sales-Demonstrating and selling expenses-Customer Relations & Assist 9120-04046	04046
002	Shared Services General Office	9210	A&G-Office supplies & expense	04002	Required By Law, Safety	-	-	-	-	-	35	35	Safety	A&G-Office supplies & expense-Required By Law, Safety 9210-04002	04002
002	Shared Services General Office	9210	A&G-Office supplies & expense	04021	Promo Other, Misc	-	245	8	50,588	2,668	-	53,509	Sales	A&G-Office supplies & expense-Promo Other, Misc 9210-04021	04021
002	Shared Services General Office	9210	A&G-Office supplies & expense	04040	Community Rel&Trade Shows	-	53	885	-	-	318	1,256	Sales	A&G-Office supplies & expense-Community Rel&Trade Shows 9210-04040	04040
002	Shared Services General Office	9210	A&G-Office supplies & expense	04044	Advertising	-	-	-	-	-	-	-	Sales	A&G-Office supplies & expense-Advertising 9210-04044	04044
002	Shared Services General Office	9210	A&G-Office supplies & expense	04046	Customer Relations & Assist	1,327	7,608	(2,496)	937	834	399	8,610	Sales	A&G-Office supplies & expense-Customer Relations & Assist 9210-04046	04046
012	Customer Support	4265	Other deductions	04040	Community Rel&Trade Shows	1,000	2,500	1,400	2,500	-	7,750	15,150	Sales	Other deductions-Community Rel&Trade Shows 4265-04040	04040
012	Customer Support	9030	Customer accounts-Customer records and collections expenses	04040	Community Rel&Trade Shows	118	-	-	1,759	-	365	2,241	Sales	Customer accounts-Customer records and collections expenses-Community Rel&Trade Shows 9030-	04040
012	Customer Support	9210	A&G-Office supplies & expense	04040	Community Rel&Trade Shows	217	459	270	2,310	(889)	113	2,480	Sales	A&G-Office supplies & expense-Community Rel&Trade Shows 9210-04040	04040

O&M Budget - Marketing, FY21

Safety, Newspaper - 04001
Required By Law, Safety - 04002
Safety - 04018
Promo Other, Misc - 04021
Promo Sales, Misc - 04022
Community Rel&Trade Shows - 04040
Advertising - 04044
Customer Relations & Assist - 04046
Marketing

Division	Division Description	Account	Account Description	Sub Account	Sub Account Description	ACUTAL JAN-24	Feb-24	Mar-24	April-24	May-24	June-24	BUDGET July24	Aug-24	Sept-24	Oct-24	Nov-24	Dec-24	Base Period
009	Kentucky Division	4264	Civic, Political and Related	01000	Non-project Labor	$ 508	$ 508	$ 508	$ 508	$ 762	$ 516							$ 3,310
009	Kentucky Division	4264	Civic, Political and Related	01008	Expense Labor Accrual	$ 76	$ 25	$ 25	$ 51	$ (178)	$ 2							$ 2
009	Kentucky Division	4264	Civic, Political and Related	01202	Pension Benefits Load	$ 15	$ 14	$ 14	$ 15	$ 15	$ 13							$ 86
009	Kentucky Division	4264	Civic, Political and Related	01203	OPEB Benefits Load	$ 8	$ 7	$ 7	$ 7	$ 8	$ 7							$ 44
009	Kentucky Division	4264	Civic, Political and Related	01221	Workers Comp Benefits Load	$ 4	$ 4	$ 4	$ 4	$ 4	$ 4							$ 23
009	Kentucky Division	4264	Civic, Political and Related	01251	Medical Benefits Load	$ 110	$ 101	$ 101	$ 105	$ 110	$ 98							$ 624
009	Kentucky Division	4264	Civic, Political and Related	01257	ESOP Benefits Load	$ 22	$ 20	$ 20	$ 21	$ 22	$ 19							$ 124
009	Kentucky Division	4264	Civic, Political and Related	01263	RSP FACC Benefits Load	$ 8	$ 8	$ 8	$ 8	$ 8	$ 7							$ 48
009	Kentucky Division	4264	Civic, Political and Related	01266	Life Benefits Load	$ 1	$ 1	$ 1	$ 1	$ 1	$ 1							$ 8
009	Kentucky Division	4264	Civic, Political and Related	01269	LTD Benefits Load	$ 4	$ 4	$ 4	$ 4	$ 4	$ 3							$ 22
009	Kentucky Division	4264	Civic, Political and Related	01294	NSC-OPEB Benefits Load	$ (93)	$ (85)	$ (85)	$ (89)	$ (93)	$ (82)							$ (527)
009	Kentucky Division	4264	Civic, Political and Related	01297	NSC-Pension Benefits Load	$ (7)	$ (6)	$ (6)	$ (7)	$ (7)	$ (6)							$ (40)
009	Kentucky Division	4264	Civic, Political and Related	04022	Promo Sales, Misc	$ -	$ -	$ -	$ 40	$ 5	$ -							$ 45
009	Kentucky Division	4264	Civic, Political and Related	04040	Community Rel&Trade Shows	$ -	$ -	$ -	$ -	$ -	$ 1							$ 1
009	Kentucky Division	4264	Civic, Political and Related	05010	Office Supplies	$ -	$ 1	$ -	$ -	$ 4	$ 6							$ 11
009	Kentucky Division	4264	Civic, Political and Related	05411	Meals and Entertainment	$ 67	$ 117	$ 101	$ 15	$ 24	$ 78							$ 403
009	Kentucky Division	4264	Civic, Political and Related	05413	Transportation	$ 110	$ 421	$ 54	$ 131	$ 91	$ 320							$ 1,128
009	Kentucky Division	4264	Civic, Political and Related	05414	Lodging	$ 39	$ 210	$ 32	$ 8	$ -	$ 124							$ 413
009	Kentucky Division	4264	Civic, Political and Related	05415	Membership Fees	$ -	$ -	$ 2	$ -	$ -	$ -							$ 2
009	Kentucky Division	4264	Civic, Political and Related	30737	Political Activities	$ 3,000	$ 3,000	$ 3,000	$ 3,000	$ 3,000	$ 3,000							$ 18,000
009	Kentucky Division	4264	Civic, Political and Related	41134	Billed from SS - Below the line	$ 528	$ 4,334	$ 1,861	$ 619	$ 614	$ 591							$ 8,547
009	Kentucky Division	4264	Civic, Political and Related	41136	Billed from HQ - Below the line	$ 985	$ 805	$ 1,145	$ 902	$ 1,310	$ 1,007	$ 8,500	$ 8,500	$ 8,500				$ 31,654
					Grand Total	$ 5,386	$ 9,487	$ 6,795	$ 5,344	$ 5,705	$ 5,709	$ 8,500	$ 8,500	$ 8,500	$ -	$ -	$ -	$ 63,927
					Total Direct	$ 5,386	$ 9,487	$ 6,795	$ 5,344	$ 5,705	$ 5,709	$ 8,500	$ 8,500	$ 8,500	$ -	$ -	$ -	$ 63,927
091	Mid-States General Office Div	4264	Civic, Political and Related	01000	Non-project Labor	$ 1,263	$ 1,268	$ 1,263	$ 1,263	$ 1,894	$ 1,263							$ 8,213
091	Mid-States General Office Div	4264	Civic, Political and Related	01008	Expense Labor Accrual	$ 189	$ 66	$ 61	$ 126	$ (442)	$ -							$ (0)
091	Mid-States General Office Div	4264	Civic, Political and Related	01202	Pension Benefits Load	$ 38	$ 35	$ 34	$ 36	$ 38	$ 33							$ 214
091	Mid-States General Office Div	4264	Civic, Political and Related	01203	OPEB Benefits Load	$ 19	$ 18	$ 18	$ 18	$ 19	$ 17							$ 109
091	Mid-States General Office Div	4264	Civic, Political and Related	01221	Workers Comp Benefits Load	$ 10	$ 9	$ 9	$ 10	$ 10	$ 9							$ 57
091	Mid-States General Office Div	4264	Civic, Political and Related	01251	Medical Benefits Load	$ 274	$ 251	$ 249	$ 262	$ 274	$ 238							$ 1,547
091	Mid-States General Office Div	4264	Civic, Political and Related	01257	ESOP Benefits Load	$ 54	$ 50	$ 49	$ 52	$ 54	$ 47							$ 306
091	Mid-States General Office Div	4264	Civic, Political and Related	01263	RSP FACC Benefits Load	$ 21	$ 19	$ 19	$ 20	$ 21	$ 18							$ 118
091	Mid-States General Office Div	4264	Civic, Political and Related	01266	Life Benefits Load	$ 3	$ 3	$ 3	$ 3	$ 3	$ 3							$ 20
091	Mid-States General Office Div	4264	Civic, Political and Related	01269	LTD Benefits Load	$ 10	$ 9	$ 9	$ 9	$ 10	$ 8							$ 55
091	Mid-States General Office Div	4264	Civic, Political and Related	01294	NSC-OPEB Benefits Load	$ (231)	$ (212)	$ (211)	$ (221)	$ (231)	$ (201)							$ (1,307)
091	Mid-States General Office Div	4264	Civic, Political and Related	01297	NSC-Pension Benefits Load	$ (18)	$ (16)	$ (16)	$ (17)	$ (18)	$ (15)							$ (99)
091	Mid-States General Office Div	4264	Civic, Political and Related	04212	IT Equipment	$ -	$ -	$ -	$ -	$ -	$ 14							$ 14
091	Mid-States General Office Div	4264	Civic, Political and Related	05010	Office Supplies	$ -	$ -	$ 15	$ -	$ -	$ -							$ 15
091	Mid-States General Office Div	4264	Civic, Political and Related	05377	Cell phone equipment and accessories	$ -	$ -	$ 9	$ -	$ -	$ -							$ 9
091	Mid-States General Office Div	4264	Civic, Political and Related	05411	Meals and Entertainment	$ 22	$ 1	$ 36	$ 76	$ 400	$ 25	$ 2,083	$ 2,083	$ 2,083				$ 6,809
091	Mid-States General Office Div	4264	Civic, Political and Related	05412	Spousal & Dependent Travel	$ 1	$ -	$ -	$ -	$ -	$ -							$ 1
091	Mid-States General Office Div	4264	Civic, Political and Related	05413	Transportation	$ 57	$ 115	$ 327	$ 20	$ 95	$ 199							$ 813
091	Mid-States General Office Div	4264	Civic, Political and Related	41106	Billed from Govt Affairs	$ -	$ -	$ -	$ -	$ -	$ -	$ 750	$ 750	$ 750				
091	Mid-States General Office Div	4264	Civic, Political and Related	05414	Lodging	$ 29	$ 10	$ 447	$ 106	$ 51	$ 119							$ 761
091	Mid-States General Office Div	4264	Civic, Political and Related	05415	Membership Fees	$ -	$ -	$ -	$ 65	$ -	$ -							$ 65
091	Mid-States General Office Div	4264	Civic, Political and Related	05420	Employee Development	$ -	$ -	$ -	$ -	$ 477	$ -							$ 477
091	Mid-States General Office Div	4264	Civic, Political and Related	07499	Misc Employee Welfare Exp	$ -	$ 7	$ -	$ -	$ -	$ -							$ 7
091	Mid-States General Office Div	4264	Civic, Political and Related	30737	Political Activities	$ 256	$ -	$ -	$ -	$ -	$ 265	$ 13,834	$ 13,834	$ 13,834				$ 42,023
091	Mid-States General Office Div	4264	Civic, Political and Related	41136	Billed from HQ - Below the line	$ (1,997)	$ (1,632)	$ (2,322)	$ (1,829)	$ (2,655)	$ (2,042)	$ (16,667)	$(16,667)	$(16,667)				$ (62,477)
					Grand Total	$ -	$ -	$ -	$ -	$ -	$ -	$ -	$ -	$ -	$ -	$ -	$ -	$ (2,250)
					Total Direct	$ -	$ -	$ -	$ -	$ -	$ -	$ -	$ -	$ -	$ -	$ -	$ -	$ (2,250)
002	Shared Services General Office	4264	Civic, Political and Related	01000	Non-project Labor	$ 2,830	$ 2,838	$ 2,838	$ 2,837	$ 4,256	$ 2,837	22,108	22,108	22,108				$ 84,759
002	Shared Services General Office	4264	Civic, Political and Related	01008	Expense Labor Accrual	$ 429	$ 145	$ 142	$ 284	$ (993)	$ (0)	0	0	0				$ 6
002	Shared Services General Office	4265	Civic, Political and Related	01200	Other Benefits Load	$ -	$ -	$ -	$ -	$ -	$ -	0	0	0				$ -
002	Shared Services General Office	4264	Civic, Political and Related	01202	Pension Benefits Load	$ 74	$ 68	$ 68	$ 71	$ 74	$ 65	0	0	0				$ 420
002	Shared Services General Office	4264	Civic, Political and Related	01203	OPEB Benefits Load	$ 63	$ 58	$ 58	$ 61	$ 63	$ 55	491	470	448				$ 1,767
002	Shared Services General Office	4264	Civic, Political and Related	01221	Workers Comp Benefits Load	$ 4	$ 3	$ 3	$ 3	$ 4	$ 3	0	0	0				$ 20
002	Shared Services General Office	4264	Civic, Political and Related	01251	Medical Benefits Load	$ 576	$ 527	$ 526	$ 551	$ 576	$ 501	0	0	0				$ 3,257
002	Shared Services General Office	4264	Civic, Political and Related	01257	ESOP Benefits Load	$ 142	$ 130	$ 130	$ 136	$ 142	$ 124	0	0	0				$ 804
002	Shared Services General Office	4264	Civic, Political and Related	01263	RSP FACC Benefits Load	$ 73	$ 67	$ 67	$ 70	$ 73	$ 64	0	0	0				$ 413
002	Shared Services General Office	4264	Civic, Political and Related	01266	Life Benefits Load	$ 8	$ 7	$ 7	$ 7	$ 8	$ 7	0	0	0				$ 44
002	Shared Services General Office	4264	Civic, Political and Related	01269	LTD Benefits Load	$ 22	$ 20	$ 20	$ 21	$ 22	$ 19	0	0	0				$ 124
002	Shared Services General Office	4264	Civic, Political and Related	01294	NSC-OPEB Benefits Load	$ (80)	$ (73)	$ (73)	$ (76)	$ (80)	$ (69)	0	0	0				$ (450)
002	Shared Services General Office	4264	Civic, Political and Related	01297	NSC-Pension Benefits Load	$ (35)	$ (32)	$ (32)	$ (33)	$ (35)	$ (30)	0	0	0				$ (195)
002	Shared Services General Office	4264	Civic, Political and Related	04561	842 Variable Real Estate Lease Expense	$ 4,687	$ -	$ (1,147)	$ 2,716	$ 2,716	$ 2,716	0	0	0				$ 11,688
002	Shared Services General Office	4264	Civic, Political and Related	04578	842 Real Estate Lease Expense	$ 3,898	$ 3,898	$ 3,898	$ 3,898	$ 3,898	$ 3,898	0	0	0				$ 23,387
002	Shared Services General Office	4264	Civic, Political and Related	04581	Non 842 Building Lease/Rents	$ -	$ -	$ -	$ -	$ -	$ -	0	0	0				$ -
002	Shared Services General Office	4264	Civic, Political and Related	05010	Office Supplies	$ -	$ -	$ -	$ -	$ -	$ -	167	167	163				$ 497
002	Shared Services General Office	4264	Civic, Political and Related	05111	Postage/Delivery Services	$ -	$ -	$ -		$ -		0	0	0				$ -
003	Shared Services General Office	4265	Civic, Political and Related	05331	WAN/LAN/Internet Service	$ -	$ -	$ -	$ -	$ -	$ -	0	0	0				$ -
004	Shared Services General Office	4266	Civic, Political and Related	05364	Cellular, radio, pager charges	$ -	$ -	$ -	$ -	$ -	$ -	0	0	0				$ -
002	Shared Services General Office	4264	Civic, Political and Related	05411	Meals and Entertainment	$ -	$ 37	$ 27	$ 16	$ 43	$ 18	2,017	2,017	2,013				$ 6,188
002	Shared Services General Office	4264	Civic, Political and Related	05412	Spousal & Dependent Travel	$ 6	$ -	$ -	$ -	$ -	$ -							$ 6
002	Shared Services General Office	4264	Civic, Political and Related	05413	Transportation	$ 401	$ 744	$ 26	$ -	$ 37	$ 13	1,683	1,683	1,687				$ 6,275
002	Shared Services General Office	4264	Civic, Political and Related	05414	Lodging	$ -	$ 78	$ 99	$ -	$ 62	$ 14	833	1,133	837				$ 3,056
002	Shared Services General Office	4264	Civic, Political and Related	05415	Membership Fees	$ 4,624	$ 4,624	$ 4,624	$ 4,624	$ 4,624	$ 4,624	500	500	500				$ 29,241
002	Shared Services General Office	4264	Civic, Political and Related	05420	Employee Development	$ -	$ -	$ -		$ -		0	0	0				$ -
002	Shared Services General Office	4264	Civic, Political and Related	05424	Books & Manuals	$ 504	$ 502	$ 509	$ 508	$ 508	$ 489	0	0	0				$ 3,019
002	Shared Services General Office	4264	Civic, Political and Related	06111	Contract Labor	$ -	$ -	$ -		$ -		250	250	250				$ 750
002	Shared Services General Office	4264	Civic, Political and Related	07495	Employee Broadcast and Publication	$ -	$ -	$ -		$ -	$ 2	0	0	0				$ 2
002	Shared Services General Office	4264	Civic, Political and Related	07499	Misc Employee Welfare Exp	$ 10	$ -	$ -		$ 2		0	0	0				$ 12
002	Shared Services General Office	4264	Civic, Political and Related	07510	Association Dues	$ -	$ -	$ -	$ -	$ -	$ -	0	0	0				$ -
002	Shared Services General Office	4264	Civic, Political and Related	30737	Political Activities	$ 6,526	$ 110,323	$ 43,011	$ 8,426	$ 8,000	$ 8,000	0	0	0				$ 184,286
002	Shared Services General Office	4264	Civic, Political and Related	30740	Misc Income Deductions	$ -	$ -	$ -	$ -	$ -	$ -	0	0	0				$ -
002	Shared Services General Office	4265	Civic, Political and Related	41106	Billed from Govt Affairs	$ -	$ -	$ -	$ -	$ -	$ -	0	0	0				$ -
002	Shared Services General Office	4264	Civic, Political and Related	40001	Billed to West Tex Div	$ (2,120)	$ (8,515)	$ (3,833)	$ (1,936)	$ (1,928)	$ (1,883)	0	0	0				$ (20,214)
002	Shared Services General Office	4264	Civic, Political and Related	40002	Billed to CO/KS Div	$ (557)	$ (4,572)	$ (1,963)	$ (653)	$ (648)	$ (624)	0	0	0				$ (9,017)
002	Shared Services General Office	4264	Civic, Political and Related	40003	Billed to LA Div	$ (1,098)	$ (9,013)	$ (3,869)	$ (1,287)	$ (1,278)	$ (1,230)	0	0	0				$ (17,775)
002	Shared Services General Office	4264	Civic, Political and Related	40004	Billed to Mid St Div	$ (1,069)	$ (8,775)	$ (3,767)	$ (1,253)	$ (1,244)	$ (1,197)	0	0	0				$ (17,305)
002	Shared Services General Office	4264	Civic, Political and Related	40008	Billed to Mid-Tex Div	$ (12,643)	$ (53,114)	$ (23,814)	$ (11,687)	$ (11,636)	$ (11,359)	0	0	0				$ (124,252)
002	Shared Services General Office	4264	Civic, Political and Related	40009	Billed to MS Div	$ (908)	$ (7,453)	$ (3,200)	$ (1,064)	$ (1,057)	$ (1,017)	0	0	0				$ (14,699)
002	Shared Services General Office	4264	Civic, Political and Related	40010	Billed to Atmos Pipeline Div	$ (6,366)	$ (32,521)	$ (14,356)	$ (6,241)	$ (6,210)	$ (6,039)	0	0	0				$ (71,734)

Grand Total	$ 0	$ 0	$ -	$ -	$ 0	$ (0)	$ 28,049	$ 28,327	$ 28,006	$ -	$ -	$ -	$ -	$ 84,382			
Total Direct	$ 24,762	$ 123,963	$ 54,801	$ 24,120	$ 24,001	$ 23,349	$ 28,049	$ 28,327	$ 28,006	$ -	$ -	$ -	$ -	$ 359,377			

FOR LINKING TO MODEL										**Base Period**				**Base Period**
Div 009	$ 5,386	$ 9,487	$ 6,795	$ 5,344	$ 5,705	$ 5,709	$ 8,500	$ 8,500	$ 8,500	**$ 63,927**				**$ 127,854**
Div 091	$ -	$ -	$ -	$ -	$ -	$ -	$ -	$ -	$ -	**$ -**				**$ -**
Div 002 + 012	$ 24,762	$ 123,963	$ 54,801	$ 24,120	$ 24,001	$ 23,349	$ 28,049	$ 28,327	$ 28,006	**$ 359,377**				**$ 718,755**

Note: No Amounts booked in 012 this year

DIVISIONS 002 & 012 Acct 4264 HistoricaL Data, Jan 2024 –June 2024

Division	Division Description	Account	Account Description	Sub Account	Sub Account Description	Actuals JAN-24	Actuals Feb-24	Actuals Mar-24	Actuals April-24	Actuals May-24	Actuals June-24	Total
002	Shared Services General Office	4264	Civic, Political and Related	01000	Non-project Labor	2,830	2,838	2,838	2,837	4,256	2,837	18,437
002	Shared Services General Office	4264	Civic, Political and Related	01008	Expense Labor Accrual	429	145	142	284	(993)	(0)	6
002	Shared Services General Office	4264	Civic, Political and Related	01202	Pension Benefits Load	74	68	68	71	74	65	420
002	Shared Services General Office	4264	Civic, Political and Related	01203	OPEB Benefits Load	63	58	58	61	63	55	358
002	Shared Services General Office	4264	Civic, Political and Related	01221	Workers Comp Benefits Load	4	3	3	3	4	3	20
002	Shared Services General Office	4264	Civic, Political and Related	01251	Medical Benefits Load	576	527	526	551	576	501	3,257
002	Shared Services General Office	4264	Civic, Political and Related	01257	ESOP Benefits Load	142	130	130	136	142	124	804
002	Shared Services General Office	4264	Civic, Political and Related	01263	RSP FACC Benefits Load	73	67	67	70	73	64	413
002	Shared Services General Office	4264	Civic, Political and Related	01266	Life Benefits Load	8	7	7	7	8	7	44
002	Shared Services General Office	4264	Civic, Political and Related	01269	LTD Benefits Load	22	20	20	21	22	19	124
002	Shared Services General Office	4264	Civic, Political and Related	01294	NSC-OPEB Benefits Load	(80)	(73)	(73)	(76)	(80)	(69)	(450)
002	Shared Services General Office	4264	Civic, Political and Related	01297	NSC-Pension Benefits Load	(35)	(32)	(32)	(33)	(35)	(30)	(195)
002	Shared Services General Office	4264	Civic, Political and Related	04561	842 Variable Real Estate Lease Expense	4,687	-	(1,147)	2,716	2,716	2,716	11,688
002	Shared Services General Office	4264	Civic, Political and Related	04578	842 Real Estate Lease Expense	3,898	3,898	3,898	3,898	3,898	3,898	23,387
002	Shared Services General Office	4264	Civic, Political and Related	05111	Postage/Delivery Services	-	-	-	-	-	-	-
002	Shared Services General Office	4264	Civic, Political and Related	05411	Meals and Entertainment	-	37	27	16	43	18	141
002	Shared Services General Office	4264	Civic, Political and Related	05412	Spousal & Dependent Travel	6	-	-	-	-	-	6
002	Shared Services General Office	4264	Civic, Political and Related	05413	Transportation	401	744	26	-	37	13	1,222
002	Shared Services General Office	4264	Civic, Political and Related	05414	Lodging	-	78	99	-	62	14	253
002	Shared Services General Office	4264	Civic, Political and Related	05415	Membership Fees	4,624	4,624	4,624	4,624	4,624	4,624	27,741
002	Shared Services General Office	4264	Civic, Political and Related	05420	Employee Development	-	-	-	-	-	-	-
002	Shared Services General Office	4264	Civic, Political and Related	05424	Books & Manuals	504	502	509	508	508	489	3,019
002	Shared Services General Office	4264	Civic, Political and Related	06111	Contract Labor	-	-	-	-	-	-	-
002	Shared Services General Office	4264	Civic, Political and Related	07495	Employee Broadcast and Publication	-	-	-	-	-	2	2
002	Shared Services General Office	4264	Civic, Political and Related	07499	Misc Employee Welfare Exp	10	-	-	-	2	-	12
002	Shared Services General Office	4264	Civic, Political and Related	30737	Political Activities	6,526	110,323	43,011	8,426	8,000	8,000	184,286
002	Shared Services General Office	4264	Civic, Political and Related	40001	Billed to West Tex Div	(2,120)	(8,515)	(3,833)	(1,936)	(1,928)	(1,883)	(20,214)
002	Shared Services General Office	4264	Civic, Political and Related	40002	Billed to CO/KS Div	(557)	(4,572)	(1,963)	(653)	(648)	(624)	(9,017)
002	Shared Services General Office	4264	Civic, Political and Related	40003	Billed to LA Div	(1,098)	(9,013)	(3,869)	(1,287)	(1,278)	(1,230)	(17,775)
002	Shared Services General Office	4264	Civic, Political and Related	40004	Billed to Mid St Div	(1,069)	(8,775)	(3,767)	(1,253)	(1,244)	(1,197)	(17,305)
002	Shared Services General Office	4264	Civic, Political and Related	40008	Billed to Mid-Tex Div	(12,643)	(53,114)	(23,814)	(11,687)	(11,636)	(11,359)	(124,252)
002	Shared Services General Office	4264	Civic, Political and Related	40009	Billed to MS Div	(908)	(7,453)	(3,200)	(1,064)	(1,057)	(1,017)	(14,699)
002	Shared Services General Office	4264	Civic, Political and Related	40010	Billed to Atmos Pipeline Div	(6,366)	(32,521)	(14,356)	(6,241)	(6,210)	(6,039)	(71,734)

DIVISIONS 009 & 091 Acct 4264 Historical Data, Jan 2024 – June 2024

Division	Division Description	Account	Account Description	Sub Account	Sub Account Description	Actuals JAN-24	Actuals Feb-24	Actuals Mar-24	Actuals April-24	Actuals May-24	Actuals June-24	Total
009	Kentucky Division	4264	Civic, Political and Related	01000	Non-project Labor	508	508	508	508	762	516	3,310
009	Kentucky Division	4264	Civic, Political and Related	01008	Expense Labor Accrual	76	25	25	51	(178)	2	2
009	Kentucky Division	4264	Civic, Political and Related	01202	Pension Benefits Load	15	14	14	15	15	13	86
009	Kentucky Division	4264	Civic, Political and Related	01203	OPEB Benefits Load	8	7	7	7	8	7	44
009	Kentucky Division	4264	Civic, Political and Related	01221	Workers Comp Benefits Load	4	4	4	4	4	4	23
009	Kentucky Division	4264	Civic, Political and Related	01251	Medical Benefits Load	110	101	101	105	110	98	624
009	Kentucky Division	4264	Civic, Political and Related	01257	ESOP Benefits Load	22	20	20	21	22	19	124
009	Kentucky Division	4264	Civic, Political and Related	01263	RSP FACC Benefits Load	8	8	8	8	8	7	48
009	Kentucky Division	4264	Civic, Political and Related	01266	Life Benefits Load	1	1	1	1	1	1	8
009	Kentucky Division	4264	Civic, Political and Related	01269	LTD Benefits Load	4	4	4	4	4	3	22
009	Kentucky Division	4264	Civic, Political and Related	01294	NSC-OPEB Benefits Load	(93)	(85)	(85)	(89)	(93)	(82)	(527)
009	Kentucky Division	4264	Civic, Political and Related	01297	NSC-Pension Benefits Load	(7)	(6)	(6)	(7)	(7)	(6)	(40)
009	Kentucky Division	4264	Civic, Political and Related	04022	Promo Sales, Misc	-	-	-	40	5	-	45
009	Kentucky Division	4264	Civic, Political and Related	04040	Community Rel&Trade Shows	-	-	-	-	-	1	1
009	Kentucky Division	4264	Civic, Political and Related	05010	Office Supplies	-	1	-	-	4	6	11
009	Kentucky Division	4264	Civic, Political and Related	05411	Meals and Entertainment	67	117	101	15	24	78	403
009	Kentucky Division	4264	Civic, Political and Related	05413	Transportation	110	421	54	131	91	320	1,128
009	Kentucky Division	4264	Civic, Political and Related	05414	Lodging	39	210	32	8	-	124	413
009	Kentucky Division	4264	Civic, Political and Related	05415	Membership Fees	-	-	2	-	-	-	2
009	Kentucky Division	4264	Civic, Political and Related	30737	Political Activities	3,000	3,000	3,000	3,000	3,000	3,000	18,000
009	Kentucky Division	4264	Civic, Political and Related	41134	Billed from SS - Below the line	528	4,334	1,861	619	614	591	8,547
009	Kentucky Division	4264	Civic, Political and Related	41136	Billed from HQ - Below the line	985	805	1,145	902	1,310	1,007	6,154
091	Mid-States General Office Div	4264	Civic, Political and Related	01000	Non-project Labor	1,263	1,268	1,263	1,263	1,894	1,263	8,213
091	Mid-States General Office Div	4264	Civic, Political and Related	01008	Expense Labor Accrual	189	66	61	126	(442)	-	(0)
091	Mid-States General Office Div	4264	Civic, Political and Related	01202	Pension Benefits Load	38	35	34	36	38	33	214
091	Mid-States General Office Div	4264	Civic, Political and Related	01203	OPEB Benefits Load	19	18	18	18	19	17	109
091	Mid-States General Office Div	4264	Civic, Political and Related	01221	Workers Comp Benefits Load	10	9	9	10	10	9	57
091	Mid-States General Office Div	4264	Civic, Political and Related	01251	Medical Benefits Load	274	251	249	262	274	238	1,547
091	Mid-States General Office Div	4264	Civic, Political and Related	01257	ESOP Benefits Load	54	50	49	52	54	47	306
091	Mid-States General Office Div	4264	Civic, Political and Related	01263	RSP FACC Benefits Load	21	19	19	20	21	18	118
091	Mid-States General Office Div	4264	Civic, Political and Related	01266	Life Benefits Load	3	3	3	3	3	3	20
091	Mid-States General Office Div	4264	Civic, Political and Related	01269	LTD Benefits Load	10	9	9	9	10	8	55
091	Mid-States General Office Div	4264	Civic, Political and Related	01294	NSC-OPEB Benefits Load	(231)	(212)	(211)	(221)	(231)	(201)	(1,307)
091	Mid-States General Office Div	4264	Civic, Political and Related	01297	NSC-Pension Benefits Load	(18)	(16)	(16)	(17)	(18)	(15)	(99)
091	Mid-States General Office Div	4264	Civic, Political and Related	04212	IT Equipment	-	-	-	-	-	14	14
091	Mid-States General Office Div	4264	Civic, Political and Related	05010	Office Supplies	-	-	15	-	-	-	15
091	Mid-States General Office Div	4264	Civic, Political and Related	05377	Cell phone equipment and accessor	-	-	9	-	-	-	9
091	Mid-States General Office Div	4264	Civic, Political and Related	05411	Meals and Entertainment	22	1	36	76	400	25	560
091	Mid-States General Office Div	4264	Civic, Political and Related	05412	Spousal & Dependent Travel	1	-	-	-	-	-	1
091	Mid-States General Office Div	4264	Civic, Political and Related	05413	Transportation	56.51	115.29	327.29	20.39	94.7	199.02	813
091	Mid-States General Office Div	4264	Civic, Political and Related	05414	Lodging	29.04	9.52	447.12	106.13	50.73	118.88	761
091	Mid-States General Office Div	4264	Civic, Political and Related	05415	Membership Fees	0	0	0	65	0	0	65
091	Mid-States General Office Div	4264	Civic, Political and Related	05420	Employee Development	0	0	0	0	477	0	477
091	Mid-States General Office Div	4264	Civic, Political and Related	07499	Misc Employee Welfare Exp	0	6.58	0	0	0	0	7
091	Mid-States General Office Div	4264	Civic, Political and Related	30737	Political Activities	256	0	0	0	0	265	521
091	Mid-States General Office Div	4264	Civic, Political and Related	41136	Billed from HQ - Below the line	-1997.4	-1631.6	-2322	-1828.8	-2654.8	-2041.7	(12,476)

	Kentucky Division - 009DIV Budget 2024 July	Kentucky Division - 009DIV Budget 2024 Aug	Kentucky Division - 009DIV Budget 2024 Sept
Civic, Political and Related - NSC-OPEB Benefits Load 4264-01294			
Civic, Political and Related - Non-project Labor 4264-01000			
Civic, Political and Related - Expense Labor Accrual 4264-01008			
Civic, Political and Related - Workers Comp Benefits Load 4264-01221			
Civic, Political and Related - Life Benefits Load 4264-01266			
Civic, Political and Related - Political Activities 4264-30737			
Civic, Political and Related - Lodging 4264-05414			
Civic, Political and Related - Contract Labor 4264-06111			
Civic, Political and Related - Billed from HQ - Below the line 4264-41136	8,500	8,500	8,500
Civic, Political and Related - OPEB Benefits Load 4264-01203			
Civic, Political and Related - Medical Benefits Load 4264-01251			
Civic, Political and Related - ESOP Benefits Load 4264-01257			
Civic, Political and Related - RSP FACC Benefits Load 4264-01263			
Civic, Political and Related - NSC-Pension Benefits Load 4264-01297			
Civic, Political and Related - Community Rel&Trade Shows 4264-04040			
Civic, Political and Related - Office Supplies 4264-05010			

Working Budget 2025	Amount (after HQ Allocations)										
	Kentucky Division - 009DIV	Kentucky Division - 009DIV	Kentucky Division - 009DIV	Mid-States General Office Div - 091DIV	Mid-States General Office Div - 091DIV	Mid-States General Office Div - 091DIV	Call Center Division - 012DIV	Call Center Division - 012DIV	Call Center Division - 012DIV	Dallas Atmos Rate Division - 002DIV	Dallas Atmos Rate Division - 002DIV
	Oct 24	Nov 24	Dec 24	Oct 24	Nov 24	Dec 24	Oct 24	Nov 24	Dec 24	Oct 24	Nov 24
Safety, Newspaper - 04001	-	-	-	-	-	-	-	-	-	767	417
Required By Law, Safety - 04002	-	-	-	66,158	66,158	66,158	-	-	-	-	-
Safety - 04018	292	292	292	417	417	417	-	-	-	-	-
Promo Other, Misc - 04021	83	83	83	275	275	275	-	-	-	1,510	260
Promo Sales, Misc - 04022	94	94	94	10	10	10	-	-	-	-	-
GCA Public Notice Publication - 04023	-	-	-	-	-	-	-	-	-	-	-
Community Rel&Trade Shows - 04040	2,588	2,588	2,588	6,789	6,789	9,289	3,625	3,500	4,500	5,000	-
Advertising - 04044	4,313	4,313	4,313	2,416	2,416	2,916	-	-	-	3,750	3,750
Customer Relations & Assist - 04046	2,683	2,683	2,683	1,973	1,973	1,973	4,417	4,417	4,417	8,333	8,333

Dallas Atmos Rate Division - 002DIV
Dec 24
417
-
-
7,260
-
-
5,750
3,750
8,333

Working Budget 2025	Budget									
	Kentucky Division - 009DIV	Kentucky Division - 009DIV	Kentucky Division - 009DIV	Mid-States General Office Div - 091DIV	Mid-States General Office Div - 091DIV	Mid-States General Office Div - 091DIV	Dallas Atmos Rate Division - 002DIV	Dallas Atmos Rate Division - 002DIV	Dallas Atmos Rate Division - 002DIV	Call Center Division - 012DIV
	Oct 24	Nov 24	Dec 24	Oct 24	Nov 24	Dec 24	Oct 24	Nov 24	Dec 24	Oct 24
Civic, Political and Related - Non-project Labor 4264-01000	-	-	-	-	-	-	10,508	15,012	10,008	-
Civic, Political and Related - OPEB Benefits Load 4264-01203	-	-	-	-	-	-	2,813	2,568	2,691	-
Civic, Political and Related - ESOP Benefits Load 4264-01257	-	-	-	-	-	-	-	-	-	-
Civic, Political and Related - Life Benefits Load 4264-01266	-	-	-	-	-	-	-	-	-	-
Civic, Political and Related - LTD Benefits Load 4264-01269	-	-	-	-	-	-	-	-	-	-
Civic, Political and Related - Office Supplies 4264-05010	-	-	-	-	-	-	167	167	167	-
Civic, Political and Related - Transportation 4264-05413	-	-	-	-	-	-	1,683	1,683	1,683	-
Civic, Political and Related - Lodging 4264-05414	-	-	-	-	-	-	716	416	716	-
Civic, Political and Related - Membership Fees 4264-05415	-	-	-	-	-	-	500	500	500	-
Civic, Political and Related - Books & Manuals 4264-05424	-	-	-	-	-	-	417	417	417	-
Civic, Political and Related - Contract Labor 4264-06111	-	-	-	-	-	-	250	250	250	-
Civic, Political and Related - Association Dues 4264-07510	-	-	-	-	-	-	-	-	-	-
Civic, Political and Related - Community Welfare 4264-30736	-	-	-	-	-	-	-	-	-	-
Civic, Political and Related - Billed to LA Div 4264-40003	-	-	-	-	-	-	(2,191)	(2,491)	(2,144)	-
Civic, Political and Related - Billed to MS Div 4264-40009	-	-	-	-	-	-	(1,812)	(2,060)	(1,773)	-
Civic, Political and Related - Billed to WKGS 4264-40012	-	-	-	-	-	-	-	-	-	-
Civic, Political and Related - Billed to UCGS 4264-40014	-	-	-	-	-	-	-	-	-	-
Civic, Political and Related - Other Benefits Loa4264-01200	-	-	-	-	-	-	-	-	-	-
Civic, Political and Related - Pension Benefits L4264-01202	-	-	-	-	-	-	-	-	-	-
Civic, Political and Related - Medical Benefits L4264-01251	-	-	-	-	-	-	-	-	-	-
Civic, Political and Related - RSP FACC Benefits 4264-01263	-	-	-	-	-	-	-	-	-	-
Civic, Political and Related - NSC-OPEB Benefits 4264-01294	-	-	-	-	-	-	-	-	-	-
Civic, Political and Related - NSC-Pension Benefi4264-01297	-	-	-	-	-	-	-	-	-	-
Civic, Political and Related - Non 842 Building L4264-04581	-	-	-	-	-	-	-	-	-	-
Civic, Political and Related - WAN/LAN/Internet S4264-05331	-	-	-	-	-	-	-	-	-	-
Civic, Political and Related - Cellular, radio, p4264-05364	-	-	-	-	-	-	-	-	-	-
Civic, Political and Related - Meals and Entertai4264-05411	-	-	-	2,084	2,083	2,083	1,517	1,517	1,517	-
Civic, Political and Related - Misc Employee Expe4264-05419	-	-	-	-	-	-	-	-	-	-
Civic, Political and Related - Restricted Stock -4264-07458	-	-	-	-	-	-	-	-	-	-
Civic, Political and Related - Political Activiti4264-30737	-	-	-	15,083	15,083	15,083	10,375	10,375	10,375	-
Civic, Political and Related - Entertainment & Sp4264-30743	-	-	-	-	-	-	-	-	-	-
Civic, Political and Related - Billed to West Tex4264-40001	-	-	-	-	-	-	(1,937)	(2,201)	(1,895)	-
Civic, Political and Related - Billed to CO/KS Di4264-40002	-	-	-	-	-	-	(1,112)	(1,264)	(1,088)	-
Civic, Political and Related - Billed to Mid St D4264-40004	-	-	-	-	-	-	(2,133)	(2,425)	(2,087)	-
Civic, Political and Related - Billed to Mid-Tex 4264-40008	-	-	-	-	-	-	(12,152)	(13,814)	(11,890)	-
Civic, Political and Related - Billed to Atmos Pl4264-40010	-	-	-	-	-	-	(7,610)	(8,651)	(7,446)	-
Civic, Political and Related - Billed from Govt A4264-41106	-	-	-	750	750	750	-	-	-	-
Civic, Political and Related - Billed from Legal 4264-41113	-	-	-	-	-	-	-	-	-	-
Civic, Political and Related - Billed from SS - B4264-41134	1,054	1,198	1,031	-	-	-	-	-	-	-
Civic, Political and Related - Billed from HQ - 4264-41136	8,839	8,838	8,838	(17,917)	(17,916)	(17,916)	-	-	-	-

Call Center Division - 012DIV	Call Center Division - 012DIV
Nov 24	Dec 24
-	-
-	-
-	-

Notes:

- Worksheet "Acct 4262 Budget"
  - Copy in budget data for Acct 4264
- Worksheet "002 & 012 Acct 4264 History"
  - From SSU TB BS & IS Essbase data, filter for account 4264; copy filtered data into worksheet
- Worksheet "009 & 091 Acct 4264 History"
  - From KMD TB BS & IS Essbase data, filter for account 4264 and divisions 009 & 091; copy filtered data into worksheet
- Worksheet "Base Year Acct 9264"
  - Pull together historical and budget data for base year by division
- Worksheet "FY21 OM Budget - Advert"
  - Copy in marketing portion of O&M budget from O&M budget data file
- Worksheet "002 & 012 Advert History"
  - From SSU TB BS & IS Essbase data, filter for sub accounts 04002–04046; copy filtered data into worksheet
- Worksheet "009 & 091 Advert History"
  - From KMD TB BS & IS Essbase data, filter for sub accounts 04001–04046 and divisions 009 & 091; copy filtered data into worksheet
- Worksheet "Base Period Advertising Summary"
  - Pull together historical and budget data for base year by division & by "Safety or Required by Law" and "Sales or Promotional Advertising"

CO	SA		Annual Volume	% Volume	% AEH-LA (AELIG) Allocation
220	56	Atmos LA-service area customers for AELIG behind Atmos gate	7,892,788	54%	0.8693%
220	61	TLGP- service area customer sales off TLGP pipe	6,848,000	46%	0.7544%
		Total Annual Volume	14,740,788	100%	1.6237%

Rates entered effective 10/2023				
Name	CO	BU	Percent	Round
LA	020	077	0.038248%	**0.038248%**
WTX	030	010	2.584569%	**2.584569%**
KY	050	009	3.599939%	**3.599939%**
TN	050	093	1.417641%	**1.417641%**
VA	050	096	0.845651%	**0.845651%**
CO	060	033	0.731474%	**0.731474%**
KS	060	081	0.597034%	**0.597034%**
MS	070	170	1.972379%	**1.972379%**
MTX	080	190	6.311054%	**6.311054%**
APT*	180	700	80.278280%	**80.278281%**
AEH-LA(AELIG)	220	056	0.869299%	**0.869299%**
AEH-LA(AELIG)	220	059	0.000000%	**0.000000%**
AEH-LA(AELIG)	220	061	0.754431%	**0.754431%**
				100.000000%

	SA 002	SA012
	002	012
	AEAM	CKV
	ALG	
Greenville	39005 & 39104	

Current Filing

Allocation Analysis for FY24 Factor Volumes

Based on Fiscal Year 2023

Total (Transport / Sales)	APT*	MTX	MS	CO	KS	KY	TN	VA	LA	WTX	Total
Invoiced MCF @ 14.65	728,794,104	57,293,938	17,905,940	6,640,577	5,420,085	32,681,493	12,869,833	7,677,117	347,230	23,463,619	893,093,936
% of Total Volumes	81.60%	6.42%	2.00%	0.74%	0.61%	3.66%	1.44%	0.86%	0.04%	2.63%	100%

Transport	APT*	MTX	MS	CO	KS	KY	TN	VA	LA	WTX	Total
Invoiced MCF @ 14.65	727,343,753	53,160,563	11,050,448	6,640,577	5,420,085	32,491,266	11,454,353	7,657,324	-	23,385,664	878,604,033
% of Total Volumes	82.78%	6.05%	1.26%	0.76%	0.62%	3.70%	1.30%	0.87%	0.00%	2.66%	100%

* APT volumes are in MMBTU; APT Transport volumes exclude "Other" Category such as compression, condensation and storage.

Sales	APT	MTX	MS	CO	KS	KY	TN	VA	LA	WTX	
Invoiced MCF @ 14.65	1,450,351	4,133,375	6,855,492	-	-	190,227	1,415,481	19,793	347,230	77,955	14,489,904
% of Total Volumes	10%	29%	47%	0%	0%	1%	10%	0%	2%	1%	100%

Impact with AEH LA

Allocation Analysis for FY24 Factor Volumes

Based on Fiscal Year 2023

Total (Transport / Sales)	APT*	MTX	MS	CO	KS	KY	TN	VA	LA	WTX	AEH-LA(AELIG)	Total
Invoiced MCF @ 14.65	728,794,104	57,293,938	17,905,940	6,640,577	5,420,085	32,681,493	12,869,833	7,677,117	347,230	23,463,619	14,740,788	907,834,724
% of Total Volumes	80.28%	6.31%	1.97%	0.73%	0.60%	3.60%	1.42%	0.85%	0.04%	2.58%	1.62%	102%

Transport	APT*	MTX	MS	CO	KS	KY	TN	VA	LA	WTX	Total
Invoiced MCF @ 14.65	727,343,753	53,160,563	11,050,448	6,640,577	5,420,085	32,491,266	11,454,353	7,657,324	-	23,385,664	878,604,033
% of Total Volumes	82.78%	6.05%	1.26%	0.76%	0.62%	3.70%	1.30%	0.87%	0.00%	2.66%	100%

* APT volumes are in MMBTU; APT Transport volumes exclude "Other" Category such as compression, condensation and storage.

Sales	APT	MTX	MS	CO	KS	KY	TN	VA	LA	WTX	
Invoiced MCF @ 14.65	1,450,351	4,133,375	6,855,492	-	-	190,227	1,415,481	19,793	347,230	77,955	14,489,904
% of Total Volumes	10%	29%	47%	0%	0%	1%	10%	0%	2%	1%	100%

Fry, Susan

To Pilkinton, Chad; Ortiz, Patricia

Cc Hazari, Zia; Melson, Mo; Knight, Paula

FY24 Aligne Pipe Allocators - Message (HTML)

Search

File Message Help Attachments

Open Quick Print Remove Attachment | Save As Save All Attachments | Upload Upload All Attachments | Select All Copy | Show Message

Actions | Save to Computer | Save to Cloud | Selection | Message

FY24 Aligne Pipe Allocators

Fry, Susan
To Pilkinton, Chad; Ortiz, Patricia
Cc Hazari, Zia; Melson, Mo; Knight, Paula

Reply Reply All Forward

Tue 10/31/2023 8:53 AM

Follow up. Start by Tuesday, October 31, 2023. Due by Tuesday, October 31, 2023.
You replied to this message on 10/31/2023 8:58 AM.

Aligne Blending Rates FY24 to Plant 10312023.xlsx
32 KB

All-

Attached is the worksheet for the FY24 Aligne Pipe Allocators. Please let me know if you have any questions.

Thank you,
Susan

Susan Fry | Mgr Pipeline Accounting | Atmos Energy Corporation | 214-206-2567 Office | 469-442-6678 Cell | 214-550-8667 Fax | Susan.Fry@atmosenergy.com | www.atmosenergy.com

Search

12:41 PM
11/1/2023

Atmos Energy Corporation

Income Statements

For the Month Ended July, 2024

Atmos Energy-KY/Mid-States

		Fiscal 2023 July	Fiscal 2023 August	Fiscal 2023 September	Fiscal 2024 October	Fiscal 2024 November	Fiscal 2024 December	Fiscal 2024 January	Fiscal 2024 February	Fiscal 2024 March	Fiscal 2024 April	Fiscal 2024 May	Fiscal 2024 June	Totals	Average Cap Rate	Expense Factor	
KY - S009000	Depreciation Expense - Misc General Expense 4030-07590	-	-	-	-	-	-	-	38,437	(38,437)	-	-	-	-			
	Depreciation Expense - Depr & Taxes Other Expense 4030-09344	829	830	830	826	826	1,068	865	719	922	918	923	900	10,457			
	Depreciation Expense - Depr Exp-Natural Gas Prod 4030-30002	24,573	46,866	50,092	32,564	32,580	32,612	32,612	32,562	32,576	32,656	32,656	32,656	415,005			
	Depreciation Expense - Depr Exp-Transmission Plant 4030-30004	39,363	39,363	38,381	39,199	39,199	39,199	39,199	39,199	39,199	39,199	39,199	39,199	469,902			
	Depreciation Expense - Depr Exp-Distribution Plant 4030-30005	1,332,459	1,360,851	1,499,177	1,360,126	1,362,074	1,365,883	1,504,318	1,236,547	1,375,888	1,383,468	1,389,027	1,393,026	16,562,843			
	Depreciation Expense - Depr Exp-General Plant 4030-30007	59,470	63,204	68,547	58,946	58,297	58,842	59,053	59,226	59,916	59,876	59,893	54,850	720,120			
	Depreciation Expense - Vehicle Depreciation 4030-30031	800	800	800	806	806	806	806	806	806	806	806	806	9,654			
	Depreciation Expense - Vehicle Depreciation Capitalized 4030-30032	(469)	(465)	(468)	(693)	(693)	(693)	(693)	(479)	16,411	(485)	(472)	(475)	10,326	68.78%	31.22%	Adjusted to remove March 2024 due to correction that month
	Depreciation Expense - Tools & Shop Depreciation 4030-30061	31,734	31,734	34,289	32,134	32,134	32,083	32,606	32,606	32,613	32,613	32,613	33,851	391,011			
	Depreciation Expense - Tools & Shop Depreciation Capitalize 4030-30062	(18,582)	(18,457)	(20,039)	(27,636)	(27,636)	(27,591)	(28,041)	(19,360)	2,316	(19,643)	(19,105)	(19,967)	(243,741)	62.34%	37.66%	
	Depreciation Expense - Billing from SS - Taxes Other and De 4030-41124	78,817	77,455	90,525	77,848	77,894	77,216	77,187	74,391	75,224	75,443	77,825	83,828	943,653			
	Depreciation Expense - Billing from CSC - Depr & Taxes Oth 4030-41129	49,549	49,556	49,556	48,525	48,545	46,206	46,219	46,250	46,262	46,255	46,284	46,756	569,963			
	Amortization of gas plant acqu - Depr & Taxes Other Expense 4060-09344	4,179	4,179	4,179	4,109	4,109	4,109	4,109	4,109	4,109	4,109	4,109	4,109	49,514			
	Depreciation and Amortization	1,602,722	1,655,917	1,815,869	1,626,756	1,628,135	1,629,739	1,768,239	1,545,014	1,647,806	1,655,215	1,663,758	1,669,538	19,908,707			
Ky/Mid-States - S091000	Depreciation Expense - Misc General Expense 4030-07590	-	-	-	-	-	-	-	(465)	465	-	-	-	-			
	Depreciation Expense - Depr & Taxes Other Expense 4030-09344	(1,632)	(1,634)	(1,632)	(1,653)	(1,653)	(2,137)	(1,731)	(1,439)	(1,845)	(1,838)	(1,848)	(1,802)	(20,843)			
	Depreciation Expense - Depr Exp-General Plant 4030-30007	1,396	1,396	1,396	1,251	1,251	1,591	1,591	1,591	1,591	1,591	1,591	1,548	17,785			
	Depreciation Expense - Vehicle Depreciation 4030-30031	123	123	123	123	123	207	207	207	56	56	56	56	1,460			
	Depreciation Expense - Vehicle Depreciation Capitalized 4030-30032	(72)	(72)	(72)	(36)	(36)	(60)	(169)	(123)	(238)	(34)	(33)	(33)	(977)	66.89%	33.11%	
	Depreciation Expense - Heavy Equipment Depreciation 4030-30041	40	40	40	40	40	82	82	82	82	82	82	82	773			
	Depreciation Expense - Heavy Equipment Depreciation Capital 4030-30042	(39)	(39)	(39)	(39)	(39)	(81)	(81)	(81)	(81)	(81)	(81)	(81)	(758)	98.00%	2.00%	
	Depreciation Expense - Tools & Shop Depreciation 4030-30061	443	443	443	443	443	559	559	559	559	559	559	559	6,130			
	Depreciation Expense - Tools & Shop Depreciation Capitalize 4030-30062	(259)	(258)	(259)	(128)	(128)	(162)	(459)	(332)	(591)	(337)	(328)	(330)	(3,571)	58.26%	41.74%	
	Amortization of gas plant acqu - Depr & Taxes Other Expense 4060-09344	(8,222)	(8,222)	(8,222)	(8,222)	(8,222)	(8,222)	(8,222)	(8,222)	(8,222)	(8,222)	(8,222)	(8,222)	(98,669)			
	Amortization of gas plant acqu - Amort Util/Plant Acq Adj 4060-30011	8,222	8,222	8,222	8,222	8,222	8,222	8,222	8,222	8,222	8,222	8,222	8,222	98,669			
	Depreciation and Amortization	-	-	-	(0)	-	0	-	-	-	-	-	-	(0)			

Atmos Energy Corporation

Basic Balance Sheet

For the Month Ended June, 2024

Atmos Energy-KY/Mid-States

Ending Bal
Type

Kentucky Division - 009DIV

Cost Center

	Fiscal 2023 June	Fiscal 2023 July	Fiscal 2023 August	Fiscal 2023 September	Fiscal 2024 October	Fiscal 2024 November	Fiscal 2024 December	Fiscal 2024 January	Fiscal 2024 February	Fiscal 2024 March	Fiscal 2024 April	Fiscal 2024 May	Fiscal 2024 June
Customer advances for construc - UCGC for 9/97-3/98 2520-09196	-	-	-	-	-	-	-	-	-	-	-	-	-
Customer advances for construc - Cust Adv for Construction 2520-27341	755,722	754,700	736,646	736,136	736,136	736,136	736,136	736,136	736,136	736,136	736,136	736,136	736,136
Customer advances for construc - Accr Liab 401K Propane 2520-27342	-	-	-	-	-	-	-	-	-	-	-	-	-
Customer advances for construc - Mid-Tex TBD 2520-90005	-	-	-	-	-	-	-	-	-	-	-	-	-

Atmos Energy Corporation

Basic Balance Sheet

For the Month Ended June, 2024

Atmos Energy-KY/Mid-States

Ending Bal
Type

Mid-States General Office Div - 091DIV

Cost Center

	Fiscal 2023 June	Fiscal 2023 July	Fiscal 2023 August	Fiscal 2023 September	Fiscal 2024 October	Fiscal 2024 November	Fiscal 2024 December	Fiscal 2024 January	Fiscal 2024 February	Fiscal 2024 March	Fiscal 2024 April	Fiscal 2024 May	Fiscal 2024 June
Customer advances for construc - UCGC for 9/97-3/98 2520-09196	-	-	-	-	-	-	-	-	-	-	-	-	-
Customer advances for construc - Cust Adv for Construction 2520-27341	-	-	-	-	-	-	-	-	-	-	-	-	-
Customer advances for construc - Accr Liab 401K Propane 2520-27342	-	-	-	-	-	-	-	-	-	-	-	-	-
Customer advances for construc - Mid-Tex TBD 2520-90005	-	-	-	-	-	-	-	-	-	-	-	-	-

Atmos Energy Corporation

Basic Balance Sheet

For the Month Ended June, 2024

Atmos Regulated Shared Services

Ending Bal

Type

Dallas Atmos Rate Division - 002DIV

Cost Center

	Fiscal 2023 June	Fiscal 2023 July	Fiscal 2023 August	Fiscal 2023 September	Fiscal 2024 October	Fiscal 2024 November	Fiscal 2024 December	Fiscal 2024 January	Fiscal 2024 February	Fiscal 2024 March	Fiscal 2024 April	Fiscal 2024 May	Fiscal 2024 June
Customer advances for construc - UCGC for 9/97-3/98 2520-09196	-	-	-	-	-	-	-	-	-	-	-	-	-
Customer advances for construc - Cust Adv for Construction 2520-27341	-	-	-	-	-	-	-	-	-	-	-	-	-
Customer advances for construc - Accr Liab 401K Propane 2520-27342	-	-	-	-	-	-	-	-	-	-	-	-	-
Customer advances for construc - Mid-Tex TBD 2520-90005	-	-	-	-	-	-	-	-	-	-	-	-	-

Atmos Energy Corporation

Basic Balance Sheet

For the Month Ended June, 2024

Atmos Regulated Shared Services

Ending Bal

Type

Call Center Division - 012DIV

Cost Center

	Fiscal 2023 June	Fiscal 2023 July	Fiscal 2023 August	Fiscal 2023 September	Fiscal 2024 October	Fiscal 2024 November	Fiscal 2024 December	Fiscal 2024 January	Fiscal 2024 February	Fiscal 2024 March	Fiscal 2024 April	Fiscal 2024 May	Fiscal 2024 June
Customer advances for construc - UCGC for 9/97-3/98 2520-09196	-	-	-	-	-	-	-	-	-	-	-	-	-
Customer advances for construc - Cust Adv for Construction 2520-27341	-	-	-	-	-	-	-	-	-	-	-	-	-
Customer advances for construc - Accr Liab 401K Propane 2520-27342	-	-	-	-	-	-	-	-	-	-	-	-	-
Customer advances for construc - Mid-Tex TBD 2520-90005	-	-	-	-	-	-	-	-	-	-	-	-	-

Fiscal 2023 June	Fiscal 2023 July	Fiscal 2023 August	Fiscal 2023 September	Fiscal 2024 October	Fiscal 2024 November	Fiscal 2024 December	Fiscal 2024 January	Fiscal 2024 February	Fiscal 2024 March	Fiscal 2024 April	Fiscal 2024 May	Fiscal 2024 June
Div 009												
755,722	754,700	736,646	736,136	736,136	736,136	736,136	736,136	736,136	736,136	736,136	736,136	736,136
Div 091												
0	0	0	0	0	0	0	0	0	0	0	0	0
Div 002												
0	0	0	0	0	0	0	0	0	0	0	0	0
Div 012												
0	0	0	0	0	0	0	0	0	0	0	0	0

	Base Year																								Test Year											
	Actuals ==>							Actuals ==>						Forecast ==>									Forecast ==>											<== Forecast
	Fiscal 2023 June	Fiscal 2023 July	Fiscal 2023 August	Fiscal 2023 September	Fiscal 2024 October	Fiscal 2024 November	Fiscal 2024 December	Fiscal 2024 January	Fiscal 2024 February	Fiscal 2024 March	Fiscal 2024 April	Fiscal 2024 May	Fiscal 2024 June	Fiscal 2024 July	Fiscal 2024 August	Fiscal 2024 September	Fiscal 2025 October	Fiscal 2025 November	Fiscal 2025 December	Fiscal 2025 January	Fiscal 2025 February	Fiscal 2025 March	Fiscal 2025 April	Fiscal 2025 May	Fiscal 2025 June	Fiscal 2025 July	Fiscal 2025 August	Fiscal 2025 September	Fiscal 2025 October	Fiscal 2026 November	Fiscal 2026 December	Fiscal 2026 January	Fiscal 2026 February	Fiscal 2026 March
Div 009	755,722	754,700	736,646	736,136	736,136	736,136	736,136	736,136	736,136	736,136	736,136	736,136	736,136	736,136	736,136	736,136	736,136	736,136	736,136	736,136	736,136	736,136	736,136	736,136	736,136	736,136	736,136	736,136	736,136	736,136	736,136	736,136	736,136	736,136
																		Base Yr 13-Mo Avg	*736,136*														*Test Yr 13-Mo Avg*	*736,136*
Div 091	0	0	0	0	0	0	0	0	0	0	0	0	0	0	0	0	0	0	0	0	0	0	0	0	0	0	0	0	0	0	0	0	0	0
																		Base Yr 13-Mo Avg	*0*														*Test Yr 13-Mo Avg*	*0*
Div 002	0	0	0	0	0	0	0	0	0	0	0	0	0	0	0	0	0	0	0	0	0	0	0	0	0	0	0	0	0	0	0	0	0	0
																		Base Yr 13-Mo Avg	*0*														*Test Yr 13-Mo Avg*	*0*
Div 012	0	0	0	0	0	0	0	0	0	0	0	0	0	0	0	0	0	0	0	0	0	0	0	0	0	0	0	0	0	0	0	0	0	0
																		Base Yr 13-Mo Avg	*0*														*Test Yr 13-Mo Avg*	*0*

Atmos Energy Corporation

Ending Bal
Type

Kentucky Division - 009DIV
Cost Center

Basic Balance Sheet

For the Month Ended June, 2024

Atmos Energy-KY/Mid-States

	Fiscal 2023 June	Fiscal 2023 July	Fiscal 2023 August	Fiscal 2023 September	Fiscal 2024 October	Fiscal 2024 November	Fiscal 2024 December	Fiscal 2024 January	Fiscal 2024 February	Fiscal 2024 March	Fiscal 2024 April	Fiscal 2024 May	Fiscal 2024 June
CURRENT ASSETS													
Stores Expense Undistributed - Non-Inventory Supplies 1630-02005	593	593	642	642	-	-	-	-	-	-	-	-	-
Stores Expense Undistributed - 842 Variable Real Estate Lease Expen 1630-04561	271	264	243	214	(21)	(29)	(50)	(50)	(50)	(50)	(50)	(50)	(50)
Stores Expense Undistributed - Utilities 1630-04590	5,841	5,859	6,652	6,674	381	1,160	1,596	2,084	2,372	3,158	3,468	4,227	4,635
Stores Expense Undistributed - Office Supplies 1630-05010	-	-	-	-	177	177	177	177	177	177	177	177	177
Stores Expense Undistributed - Postage/Delivery Services 1630-05111	20	20	20	20	-	-	-	-	-	-	-	-	-
Stores Expense Undistributed - Storage O/H - Clearing 1630-09278	(1,305,122)	(1,326,064)	(1,330,865)	(1,335,551)	(29,650)	(32,673)	(39,694)	(48,733)	(55,879)	(60,426)	(66,889)	(76,267)	(81,378)
Stores Expense Undistributed - 842 Real Estate Lease - Distribution 1630-27002	44,347	49,275	54,202	59,129	4,918	9,836	14,754	19,673	24,591	29,509	34,427	39,345	44,263
Inventories	(1,254,050)	(1,270,054)	(1,269,106)	(1,268,871)	(24,194)	(21,528)	(23,216)	(26,849)	(28,789)	(27,632)	(28,867)	(32,568)	(32,352)
Gas stored underground-Current - P/L Stored Gas 1641-15901	1,520,188	1,859,919	2,332,360	2,701,513	3,146,284	2,859,859	2,264,296	1,411,876	857,150	296,815	589,080	875,219	1,175,180
Gas stored underground-Current - East Diamond Storage Facility 1641-16006	6,286,894	6,696,129	7,084,113	7,462,055	7,862,064	7,855,755	7,356,688	6,130,151	4,628,830	3,851,950	3,851,950	4,194,283	5,028,794
Gas stored underground-Current - Bon Harbor Storage 1641-16013	2,245,630	2,427,530	2,600,017	2,768,330	2,946,113	2,746,868	2,521,177	2,086,338	1,718,099	1,388,129	1,388,487	1,462,659	1,608,440
Gas stored underground-Current - Grandview Storage 1641-16014	866,037	911,576	982,554	1,032,214	1,086,857	993,482	887,502	769,677	632,381	462,809	516,772	548,450	603,574
Gas stored underground-Current - Hickory Storage 1641-16015	1,355,733	1,453,699	1,586,736	1,710,667	1,827,469	1,690,511	1,577,442	1,352,883	965,051	850,310	850,310	898,364	983,682
Gas stored underground-Current - Kirkwood Storage 1641-16016	748,068	788,264	842,787	893,427	941,062	877,295	806,667	672,227	543,220	438,730	438,730	463,019	510,568
Gas stored underground-Current - St. Charles Storage 1641-16017	8,223,430	8,618,862	9,152,747	9,649,225	10,114,328	9,430,645	8,641,368	7,454,351	6,396,155	4,659,944	5,217,164	5,745,801	6,661,894
Gas Stored Underground	21,245,980	22,755,979	24,581,313	26,217,432	27,924,176	26,454,416	24,055,139	19,877,503	15,740,887	11,948,688	12,852,493	14,187,795	16,572,132

Atmos Energy Corporation

Ending Bal
Type

Mid-States General Office Div - 091DIV
Cost Center

Basic Balance Sheet

For the Month Ended June, 2024

Atmos Energy-KY/Mid-States

	Fiscal 2023 June	Fiscal 2023 July	Fiscal 2023 August	Fiscal 2023 September	Fiscal 2024 October	Fiscal 2024 November	Fiscal 2024 December	Fiscal 2024 January	Fiscal 2024 February	Fiscal 2024 March	Fiscal 2024 April	Fiscal 2024 May	Fiscal 2024 June
CURRENT ASSETS													
Plant Materials and Operating - Plnt M&S General 1540-12900	1,064,374	1,035,170	1,035,170	955,500	955,500	955,500	955,500	955,500	878,944	878,944	878,944	842,833	814,631
Stores Expense Undistributed - Non-project Labor 1630-01000	163,530	179,903	196,276	212,648	16,556	33,294	58,436	75,175	91,913	108,652	125,390	150,568	167,557
Stores Expense Undistributed - Expense Labor Accrual 1630-01008	(3,896)	(3,077)	(622)	197	1,747	3,531	(3,996)	(1,491)	(654)	183	1,857	(3,990)	(3,939)
Stores Expense Undistributed - Pension Benefits Load 1630-01202	5,300	5,871	6,496	7,066	476	957	1,415	1,916	2,373	2,830	3,308	3,811	4,254
Stores Expense Undistributed - OPEB Benefits Load 1630-01203	2,746	3,041	3,365	3,661	243	490	724	980	1,214	1,448	1,692	1,949	2,176
Stores Expense Undistributed - Workers Comp Benefits Load 1630-01221	1,421	1,574	1,741	1,894	126	254	376	508	630	751	878	1,011	1,129
Stores Expense Undistributed - Medical Benefits Load 1630-01251	28,798	31,899	35,296	38,397	3,448	6,938	10,256	13,882	17,193	20,504	23,973	27,615	30,826
Stores Expense Undistributed - ESOP Benefits Load 1630-01257	6,529	7,232	8,002	8,705	683	1,374	2,031	2,748	3,404	4,060	4,746	5,467	6,103
Stores Expense Undistributed - RSP FACC Benefits Load 1630-01263	2,187	2,423	2,680	2,916	264	530	784	1,061	1,314	1,567	1,832	2,111	2,356
Stores Expense Undistributed - Life Benefits Load 1630-01266	319	354	391	426	44	88	131	177	219	261	305	352	393
Stores Expense Undistributed - LTD Benefits Load 1630-01269	1,022	1,132	1,252	1,362	123	247	365	494	611	729	853	982	1,096
Stores Expense Undistributed - NSC-OPEB Benefits Load 1630-01294	(27,266)	(30,202)	(33,418)	(36,354)	(2,912)	(5,859)	(8,661)	(11,723)	(14,519)	(17,316)	(20,245)	(23,320)	(26,032)
Stores Expense Undistributed - NSC-Pension Benefits Load 1630-01297	(3,017)	(3,342)	(3,698)	(4,023)	(221)	(446)	(659)	(892)	(1,104)	(1,317)	(1,540)	(1,774)	(1,980)
Stores Expense Undistributed - Material Cost - Other 1630-02003	3,538	13,281	13,281	13,429	-	-	-	-	-	942	942	942	942
Stores Expense Undistributed - Non-Inventory Supplies 1630-02005	18,033	18,033	19,363	19,363	(264)	(264)	(264)	(264)	(264)	2,014	2,309	2,461	5,072
Stores Expense Undistributed - Vehicle Expense 1630-03004	19	19	19	19	-	-	-	-	-	-	-	-	-
Stores Expense Undistributed - Office Supplies 1630-05010	298	298	622	622	-	35	35	35	35	106	178	178	178
Stores Expense Undistributed - Postage/Delivery Services 1630-05111	639	639	2,508	2,648	10	10	10	10	10	717	717	717	717
Stores Expense Undistributed - Meals and Entertainment 1630-05411	459	459	459	459	430	430	430	430	430	430	430	639	798
Stores Expense Undistributed - Lodging 1630-05414	797	797	797	797	321	321	321	321	321	321	321	321	952
Stores Expense Undistributed - Misc General Expense 1630-07590	344	344	344	344	-	-	-	-	-	-	608	636	636
Stores Expense Undistributed - Storage O/H - Clearing 1630-09278	2,676,055	2,680,955	2,695,819	2,701,397	13,826	23,904	27,085	31,499	36,609	40,599	43,481	47,176	47,795
Stores Expense Undistributed - 842 Real Estate Lease - Distribution 1630-2700	64,697	71,886	79,074	86,263	7,189	14,377	21,566	28,754	35,943	43,131	50,320	57,509	64,697
Inventories	4,006,926	4,018,687	4,065,219	4,017,739	997,587	1,035,712	1,065,884	1,099,120	1,054,622	1,089,555	1,121,301	1,118,193	1,120,358
Gas Stored Underground	-	-	-	-	-	-	-	-	-	-	-	-	-

Atmos Energy Corporation

Basic Balance Sheet

For the Month Ended June, 2024

Atmos Regulated Shared Services
Ending Bal

Type
Dallas Atmos Rate Division - 002DIV

Cost Center

	Fiscal 2023 June	Fiscal 2023 July	Fiscal 2023 August	Fiscal 2023 September	Fiscal 2024 October	Fiscal 2024 November	Fiscal 2024 December	Fiscal 2024 January	Fiscal 2024 February	Fiscal 2024 March	Fiscal 2024 April	Fiscal 2024 May	Fiscal 2024 June
CURRENT ASSETS													
Other Materials and Supplies - Carbon Credits 1560-21143	160,083	160,217	281,730	281,730	339,854	311,365	311,365	311,882	312,399	312,399	312,399	312,916	315,546
Stores Expense Undistributed - Non-project Labor 1630-01000	249,383	274,652	300,103	325,737	27,687	53,843	93,077	119,233	145,388	171,602	197,758	236,991	250,188
Stores Expense Undistributed - Expense Labor Accrual 1630-01008	(2,673)	(1,410)	2,463	3,827	3,795	5,492	(6,278)	(2,355)	(1,047)	289	2,876	(6,278)	(9,518)
Stores Expense Undistributed - Pension Benefits Load 1630-01202	6,711	7,432	8,230	8,964	718	1,353	1,979	2,665	3,291	3,919	4,574	5,260	5,487
Stores Expense Undistributed - OPEB Benefits Load 1630-01203	5,132	5,683	6,293	6,855	611	1,151	1,684	2,267	2,800	3,335	3,892	4,476	4,669
Stores Expense Undistributed - Medical Benefits Load 1630-01251	41,595	46,069	51,013	55,565	5,560	10,479	15,329	20,641	25,491	30,356	35,432	40,744	42,502
Stores Expense Undistributed - ESOP Benefits Load 1630-01257	8,931	9,891	10,953	11,930	1,373	2,587	3,784	5,096	6,293	7,494	8,748	10,059	10,493
Stores Expense Undistributed - RSP FACC Benefits Load 1630-01263	4,465	4,946	5,476	5,965	705	1,329	1,944	2,618	3,233	3,850	4,494	5,168	5,391
Stores Expense Undistributed - Life Benefits Load 1630-01266	493	546	605	659	76	142	208	281	346	413	482	554	578
Stores Expense Undistributed - LTD Benefits Load 1630-01269	1,579	1,749	1,936	2,109	211	398	582	783	967	1,152	1,344	1,546	1,613
Stores Expense Undistributed - NSC-OPEB Benefits Load 1630-01294	(6,538)	(7,241)	(8,018)	(8,733)	(768)	(1,448)	(2,118)	(2,852)	(3,522)	(4,194)	(4,895)	(5,629)	(5,872)
Stores Expense Undistributed - NSC-Pension Benefits Load 1630-01297	(3,849)	(4,263)	(4,720)	(5,141)	(334)	(629)	(920)	(1,239)	(1,530)	(1,822)	(2,127)	(2,446)	(2,551)
Stores Expense Undistributed - Material Cost - Other 1630-02003	-	1,414	1,414	1,414	-	-	-	-	-	-	-	-	-
Stores Expense Undistributed - Non-Inventory Supplies 1630-02005	20,910	20,910	20,910	20,910	-	-	-	3,391	6,732	8,548	8,548	8,548	8,548
Stores Expense Undistributed - Community Rel&Trade Shows 1630-04040	-	-	-	-	-	-	-	-	-	36	36	36	36
Stores Expense Undistributed - IT Equipment 1630-04212	-	-	270	270	-	-	-	-	-	-	-	-	-
Stores Expense Undistributed - Equipment Lease 1630-04301	-	-	-	-	-	(21,604)	(21,604)	(21,604)	(21,604)	(21,604)	(21,604)	(21,604)	(21,604)
Stores Expense Undistributed - Postage/Delivery Services 1630-05111	24	24	24	24	-	-	-	-	-	-	-	-	-
Stores Expense Undistributed - Cell phone equipment and accessories 1630-05	39	39	39	39	-	-	-	-	-	20	20	20	20
Stores Expense Undistributed - Meals and Entertainment 1630-05411	943	951	999	1,113	135	350	350	350	481	583	1,073	2,289	2,400
Stores Expense Undistributed - Transportation 1630-05413	2,344	2,409	2,659	3,199	318	775	775	832	1,457	1,711	1,865	3,055	3,346
Stores Expense Undistributed - Lodging 1630-05414	1,042	1,347	1,347	1,910	179	687	687	687	962	1,168	1,307	2,314	2,670
Stores Expense Undistributed - Membership Fees 1630-05415	-	-	-	-	-	-	-	-	43	43	43	43	43
Stores Expense Undistributed - Employee Development 1630-05420	1,248	1,995	2,793	3,171	25	25	25	25	25	105	105	531	877
Stores Expense Undistributed - Training 1630-05421	-	-	-	-	-	-	-	-	298	298	298	298	298
Stores Expense Undistributed - Operator Qualifications Training 1630-05422	258	258	258	258	-	-	-	-	-	-	-	-	-
Stores Expense Undistributed - Contract Labor 1630-06111	90,310	112,057	223,569	259,899	-	71,892	71,892	76,234	89,128	96,172	96,172	96,172	96,172
Stores Expense Undistributed - Uniforms 1630-07443	43	43	43	43	80	80	80	80	80	80	140	140	140
Stores Expense Undistributed - Misc Employee Welfare Exp 1630-07499	112	112	112	112	-	-	562	562	607	607	607	607	613
Stores Expense Undistributed - W/H Obsolete Inv Adj 1630-09174	23,268	23,268	33,487	35,725	-	8,162	8,162	8,162	8,162	8,162	8,162	8,257	8,257
Stores Expense Undistributed - Storage O/H - Clearing 1630-09278	(445,772)	(502,884)	(662,259)	(735,824)	(40,370)	(135,064)	(170,200)	(215,857)	(268,082)	(312,324)	(349,349)	(391,150)	(404,795)
Inventories	160,083	160,217	281,730	281,730	339,854	311,365	311,365	311,882	312,399	312,399	312,399	312,916	315,546
Gas Stored Underground	-	-	-	-	-	-	-	-	-	-	-	-	-

Atmos Energy Corporation

Basic Balance Sheet

For the Month Ended June, 2024

Atmos Regulated Shared Services

Ending Bal

Type

Call Center Division - 012DIV

Cost Center

	Fiscal 2023 June	Fiscal 2023 July	Fiscal 2023 August	Fiscal 2023 September	Fiscal 2024 October	Fiscal 2024 November	Fiscal 2024 December	Fiscal 2024 January	Fiscal 2024 February	Fiscal 2024 March	Fiscal 2024 April	Fiscal 2024 May	Fiscal 2024 June
CURRENT ASSETS													
Inventories	-	-	-	-	-	-	-	-	-	-	-	-	-
Gas Stored Underground	-	-	-	-	-	-	-	-	-	-	-	-	-

	Fiscal 2023 June	Fiscal 2023 July	Fiscal 2023 August	Fiscal 2023 September	Fiscal 2024 October	Fiscal 2024 November	Fiscal 2024 December	Fiscal 2024 January	Fiscal 2024 February	Fiscal 2024 March	Fiscal 2024 April	Fiscal 2024 May	Fiscal 2024 June
DIV 009													
TB 1540	-	-	-	-	-	-	-	-	-	-	-	-	-
TB 1560	-	-	-	-	-	-	-	-	-	-	-	-	-
TB 1630	(1,254,050)	(1,270,054)	(1,269,106)	(1,268,871)	(24,194)	(21,528)	(23,216)	(26,849)	(28,789)	(27,632)	(28,867)	(32,568)	(32,352)
TB 1641	21,245,980	22,755,979	24,581,313	26,217,432	27,924,176	26,454,416	24,055,139	19,877,503	15,740,887	11,948,688	12,852,493	14,187,795	16,572,132
DIV 091													
TB 1540	1,064,374	1,035,170	1,035,170	955,500	955,500	955,500	955,500	955,500	878,944	878,944	878,944	842,833	814,631
TB 1560	-	-	-	-	-	-	-	-	-	-	-	-	-
TB 1630	2,942,552	2,983,518	3,030,049	3,062,238	42,087	80,212	110,384	143,620	175,678	210,611	242,357	275,360	305,727
TB 1641	-	-	-	-	-	-	-	-	-	-	-	-	-
DIV 002													
TB 1540	-	-	-	-	-	-	-	-	-	-	-	-	-
TB 1560	160,083	160,217	281,730	281,730	339,854	311,365	311,365	311,882	312,399	312,399	312,399	312,916	315,546
TB 1630	-	0	-	-	(0)	-	-	(0)	-	-	0	0	-
TB 1641	-	-	-	-	-	-	-	-	-	-	-	-	-
DIV 012													
TB 1540	-	-	-	-	-	-	-	-	-	-	-	-	-
TB 1560	-	-	-	-	-	-	-	-	-	-	-	-	-
TB 1630	-	-	-	-	-	-	-	-	-	-	-	-	-
TB 1641	-	-	-	-	-	-	-	-	-	-	-	-	-

Smartview Pull Instructions

Using Template in this Document (Blue Tab)

OPEN Excel 2013 Smartview in Citrix WebApps
File -> Open -> Computer -> Browse -> W:\MdSt-KY Rate Case\2020 KY Rate Case Analysis (NOT FILED)\Originals -> Balance Sheet_Report-Misc BS Accts -> Open
Refresh (under ESSBASE tab)
Match data from prior period

New Template

OPEN Excel 2013 Smartview in Citrix WebApps
File -> Open -> Computer -> Browse -> S:\SMARTVIEW Report Templates\FinRep -> Balance Sheet_Report -> Open -> Read Only
Refresh (under ESSBASE tab)
Enter Company (Format Examples: c020 or c050)
Enter Cost Center (Format Examples: 002div or 009div)
Refresh (under ESSBASE tab)
Match data from prior period… if you screwed up a step prior to this you may have to close/restart steps

Top right should look like such (nothing should populate above Atmos Energy Corporation Title after refreshing):

Ending Bal
Type

Kentucky Division - 009DIV

Cost Center

Atmos Energy Corporation

Basic Balance Sheet

For the Month Ended January, 2020

Atmos Energy-KY/Mid-States

	Fiscal 2020 January	Fiscal 2019 September	Change Dollars	Change Pct
ASSETS				
Property, Plant, Equipment				
Utility Plant	744,103,369	735,011,369	9,092,000	1.2%
Nonutility Plant	-	-	-	
Construction Work in Progress	6,511,635	851,787	5,659,848	664.5%
Total PP&E	**750,615,004**	**735,863,156**	**14,751,848**	**2.0%**
Less Accum Depr and Amort	(175,256,512)	(175,505,882)	249,370	-0.1%
Net Prop, Plant and Equip	**575,358,492**	**560,357,275**	**15,001,218**	**2.7%**
Investments In & Adv to Subs	-	-	-	
CURRENT ASSETS				
Cash and Temp Cash Invest	-	-	-	
Cash held on Deposit in Margin Account	-	-	-	
Deferred Gas Costs	(7,777,665)	(3,779,617)	(3,998,047)	105.8%
Accts Rec, Less Allow for Doubtful Accts	29,996,542	13,730,307	16,266,236	118.5%
Inventories	(389,829)	(320,139)	(69,690)	21.8%
Gas Stored Underground	12,716,848	16,297,025	(3,580,177)	-22.0%
Other Current Assets	(164,893)	187,637	(352,530)	-187.9%
Intercompany Accounts - Assets	119,896	119,896	-	
Total Current Assets	**34,500,900**	**26,235,109**	**8,265,791**	**31.5%**

Atmos Energy Corp. - Consolidated (Excluding AEKS $95MM Securitized Debt*)
Capital Structure and Proforma Cost of Capital

13 Month Average at Jun 30, 2024

Line No.	Description	Capital	Ratio	Cost Rate	Proforma Wtd Cost of Capital
	(a)	(b)	(c)	(d)	(e)
	Atmos Energy Corp., Consolidated:				
1	Long Term Debt Capital	$7,252,215,946	39.02%	3.94%	1.54%
2	Short Term Debt	$37,866,953	0.20%	17.14%	0.03%
3	Equity Capital	$11,296,404,477	60.78%	10.95%	6.66%
4	Total Capital	$18,586,487,377	100.00%		8.23%

Atmos Energy Corp. - Consolidated (Excluding AEKS $95MM Securitized Debt*)
Capital Structure and Proforma Cost of Capital

Jun 30, 2024

Line No.	Description	Capital	Ratio	Cost Rate	Proforma Wtd Cost of Capital
	(a)	(b)	(c)	(d)	(e)
	Atmos Energy Corp., Consolidated:				
5	Long Term Debt Capital	$7,786,816,249	38.99%	4.14%	1.62%
6	Short Term Debt	$0	0.00%	17.14%	0.00%
7	Equity Capital	$12,183,077,097	61.01%	10.95%	6.68%
8	Total Capital	$19,969,893,346	100.00%		8.30%

Atmos Energy Corp - Consolidated

Schedule of Debt and Equity
Jun 30, 2024

Line No.	Date	Atmos Consolidated Balances: Long-Term Debt**	Short-Term Debt	Equity	12 Month Avg Atmos Consolidated - calc of STD rate: STD Avg Daily Bal	12 Month Avg STD Int Exp & fees	STD avg rate	Interest on CP or Interest on Draws on Credit Facilitiy (Int Exp)	Commitment Fees on Credit Facility (Commit fees)	Bank Fees on AEC Credit Facility (Utility Bank Admin)	
									30120,30121,30187	30121,30187	
								Detail of Column (f) Consolidated Int Exp & Fees			
	(a)	(b)	(c)	(d)	(e)	(f)	(g)				
1	Jun-23	6,650,157,222	-	10,602,381,316	-	343,855		-	202,260	141,595	-
2	Jul-23	6,650,338,723	5,000,000	10,821,347,871	161,290	351,347		750	209,002	141,595	-
3	Aug-23	6,650,519,855	165,803,743	10,788,605,893	66,032,258	659,448		308,851	209,002	141,595	-
4	Sep-23	6,650,700,617	241,933,133	10,870,063,643	300,306,667	1,708,022		1,364,167	202,260	141,595	-
5	Oct-23	7,540,482,656	0	10,966,260,926	87,903,226	762,641		412,044	209,002	141,595	-
6	Nov-23	7,540,451,693	0	10,908,976,223	-	343,855		-	202,260	141,595	-
7	Dec-23	7,540,756,170	0	11,273,208,145	-	350,597		-	209,002	141,595	-
8	Jan-24	7,540,986,463	0	11,457,733,202	-	350,583		-	208,988	141,595	-
9	Feb-24	7,541,216,390	-	11,503,568,642	-	337,099		-	195,504	141,595	-
10	Mar-24	7,535,707,076	-	11,618,639,177	-	356,583		-	214,988	141,595	-
11	Apr-24	7,535,935,786	-	11,720,832,709	-	419,635		-	247,246	172,389	-
12	May-24	7,536,164,125	-	12,138,563,363	-	429,466		-	255,488	173,979	-
13	Jun-24	7,876,077,855	-	12,183,077,097	-	419,635		-	247,246	172,389	- -
14						6,488,912		2,085,811.96	2,609,987.88	1,793,111.91	
15											
16	Average	7,291,499,587	31,748,990	11,296,404,477	37,866,953		17.14%	per STD rpts:	6,488,912		
					Short-term Interest Only		5.51%				
	Check	-	-	-	-	-		-	-	-	

Atmos Energy Corp. - Consolidated / Excluding AEKS $95MM Securitized Debt*

Schedule of Debt and Equity
Jun 30, 2024

Line No.	Date	Atmos Consolidated Balances: Long-Term Debt**	Short-Term Debt	Equity
	(a)	(b)	(c)	(d)
1	Jun-23	6,555,157,222	-	10,602,381,316
2	Jul-23	6,555,338,723	5,000,000	10,821,347,871
3	Aug-23	6,555,519,855	165,803,743	10,788,605,893
4	Sep-23	6,555,700,617	241,933,133	10,870,063,643
5	Oct-23	7,445,482,656	0	10,966,260,926
6	Nov-23	7,445,451,693	0	10,908,976,223
7	Dec-23	7,445,756,170	0	11,273,208,145
8	Jan-24	7,445,986,463	0	11,457,733,202
9	Feb-24	7,446,216,390	-	11,503,568,642
10	Mar-24	7,446,445,471	-	11,618,639,177
11	Apr-24	7,446,674,181	-	11,720,832,709
12	May-24	7,446,902,519	-	12,138,563,363
13	Jun-24	7,786,816,249	-	12,183,077,097
14				
15				
16	Average	7,198,265,247	31,748,990	11,296,404,477
	Diff	89,261,606		

Atmos Energy Corporation
Consolidated Long-Term Debt Outstanding w/ calculation of Effective Interest Rates
Jun 30, 2024

Atmos Energy Corp., Consolidated:			Outstanding	Outstanding	Outstanding	Outstanding	Outstanding	Outstanding	Outstanding	Outstanding
Line	Debt Series	Issued	6/30/2023	7/31/2023	8/31/2023	9/30/2023	10/31/2023	11/30/2023	12/31/2023	1/31/2024
	(a)	(b)	(c)	(d)	(e)	(f)	(g)	(h)	(i)	(j)
1	9.40% First Mortgage Bond J due May 2021/RET 2005	04/01/91	-	-	-	-	-	-	-	-
2	6.75% Debentures Unsecured due July 2028	07/27/98	150,000,000	150,000,000	150,000,000	150,000,000	150,000,000	150,000,000	150,000,000	150,000,000
3	5.125% Senior Note due Jan 2013	01/13/03	-	-	-	-	-	-	-	-
4	10.43% First Mortgage Bond P due 2017 (eff 2012)	11/01/87	-	-	-	-	-	-	-	-
5	9.75% First Mortgage Bond Q due Apr 2020/RET 2005	04/01/90	-	-	-	-	-	-	-	-
6	9.32% First Mortgage Bond T due June 2021/RET 2005	06/01/91	-	-	-	-	-	-	-	-
7	8.77% First Mortgage Bond U due May 2022/RET 2005	05/01/92	-	-	-	-	-	-	-	-
8	6.67% MTN A1 due Dec 2025	12/15/95	10,000,000	10,000,000	10,000,000	10,000,000	10,000,000	10,000,000	10,000,000	10,000,000
9	4.95% Sr Note due 10/15/2014	10/22/04	-	-	-	-	-	-	-	-
10	5.95% Sr Note due 10/15/2034	10/22/04	200,000,000	200,000,000	200,000,000	200,000,000	200,000,000	200,000,000	200,000,000	200,000,000
11	4.3% Sr Note due 10/1/2048	10/2018	600,000,000	600,000,000	600,000,000	600,000,000	600,000,000	600,000,000	600,000,000	600,000,000
12	Sr Note 5.50% Due 06/15/2041	6/10/11	400,000,000	400,000,000	400,000,000	400,000,000	400,000,000	400,000,000	400,000,000	400,000,000
13	8.50% Sr Note due 3/15/2019	03/23/09	-	-	-	-	-	-	-	-
14	4.15% Sr Note due 1/15/2043	01/15/13	500,000,000	500,000,000	500,000,000	500,000,000	500,000,000	500,000,000	500,000,000	500,000,000
15	4.125% Sr Note due 10/15/2044 (500MM(2014) & 250MM(2017))	10/15/14	750,000,000	750,000,000	750,000,000	750,000,000	750,000,000	750,000,000	750,000,000	750,000,000
16	3.00% Sr Note due 6/15/2027	06/2017	500,000,000	500,000,000	500,000,000	500,000,000	500,000,000	500,000,000	500,000,000	500,000,000
17	4.125% Sr Note due 3/15/49	03/2019	450,000,000	450,000,000	450,000,000	450,000,000	450,000,000	450,000,000	450,000,000	450,000,000
18	2.625% Sr Notes Due 2029 (300MM(2019) & 200MM(2022))	10/2019	500,000,000	500,000,000	500,000,000	500,000,000	500,000,000	500,000,000	500,000,000	500,000,000
19	3.375% Sr Notes Due 2049	10/2019	500,000,000	500,000,000	500,000,000	500,000,000	500,000,000	500,000,000	500,000,000	500,000,000
21	1.500% Sr Notes Due 2031	10/01/20	600,000,000	600,000,000	600,000,000	600,000,000	600,000,000	600,000,000	600,000,000	600,000,000
22	0.625% Sr Notes Due 2023	03/2021	-	-	-	-	-	-	-	-
23	FRN Sr Notes Due 2023	03/2021	-	-	-	-	-	-	-	-
24	2.850% Sr Notes Due 2052	10/2021	600,000,000	600,000,000	600,000,000	600,000,000	600,000,000	600,000,000	600,000,000	600,000,000
25	5.450% Sr Notes Due 2032	10/2022	300,000,000	300,000,000	300,000,000	300,000,000	300,000,000	300,000,000	300,000,000	300,000,000
26	5.750% Sr Notes Due 2052	10/2022	500,000,000	500,000,000	500,000,000	500,000,000	500,000,000	500,000,000	500,000,000	500,000,000
27	October 2024 - Swap Position	07/2020	-	-	-	-	-	-	-	-
28	5.900% Sr Notes Due 2033 400MM(2023)& 325MM(2024)	10/2023	-	-	-	-	400,000,000	400,000,000	400,000,000	400,000,000
29	6.200% Sr Notes Due 2053	10/2023	-	-	-	-	500,000,000	500,000,000	500,000,000	500,000,000
30	October 2025 - Swap Position	07/2020	-	-	-	-	-	-	-	-
31	Subtotal -- Utility Long-Term Debt		$ 6,560,000,000	$ 6,560,000,000	$ 6,560,000,000	$ 6,560,000,000	$ 7,460,000,000	$ 7,460,000,000	$ 7,460,000,000	$ 7,460,000,000
32										
33	Other Long-Term Debt									
34	**Total Long-Term Debt**		6,560,000,000	6,560,000,000	6,560,000,000	6,560,000,000	7,460,000,000	7,460,000,000	7,460,000,000	7,460,000,000
35	Less Unamortized Debt Discount & Debt Premium		$ 6,187,766	$ 6,160,023	$ 6,132,281	$ 6,104,538	$ 7,794,115	$ 7,758,692	$ 7,723,269	$ 7,687,846
36	Less Unamortized Debt Expense		$ 49,420,726	$ 49,143,156	$ 48,865,587	$ 48,588,018	$ 57,249,067	$ 56,894,464	$ 56,572,744	$ 56,251,024
37	Annualized Amortization of T-Lock Settlement, Debt Exp, Debt Disc. & Debt Prem.									
38			$ 6,504,391,509	$ 6,504,696,820	$ 6,505,002,132	$ 6,505,307,443	$ 7,394,956,817	$ 7,395,346,844	$ 7,395,703,987	$ 7,396,061,130
39	Effective Avg Cost of Consol Debt									
40	Consolidated & Utility									
41	Other Long-Term Real Estate Lease		$ 50,765,713	$ 50,641,903	$ 50,517,724	$ 50,393,173	$ 50,304,359	$ 50,178,668	$ 50,052,183	$ 49,925,333
42	AEKS 5.155% Sr Secured Securitized Utility Tariff Bonds	06/2023	$ 95,000,000	$ 95,000,000	$ 95,000,000	$ 95,000,000	$ 95,000,000	$ 95,000,000	$ 95,000,000	$ 95,000,000
43	**Total Long-Term Debt Including Capital Leases**		6,650,157,222	6,650,338,723	6,650,519,855	6,650,700,617	7,540,261,176	7,540,525,513	7,540,756,170	7,540,986,463
44	*Note: includes current maturities*									
45										
46										
47										
48										
49										
50										
	ck Fin Rptg Bal		$ 6,650,157,222	$ 6,650,338,723	$ 6,650,519,855	$ 6,650,700,617	$ 7,540,482,656	$ 7,540,451,693	$ 7,540,756,170	$ 7,540,986,463
	diff Fin Rptg vs calc		-	-	-	-	221,480.15	(73,819.71)	-	-

.

		Acct 2241	Acct 2241	Acct 2241	Acct 2241	Acct 2241	Acct 2241	Acct 2241	Acct 2241
		6/30/2023	7/31/2023	8/31/2023	9/30/2023	10/31/2023	11/30/2023	12/31/2023	1/31/2024
Note:	Unamortized Debt Expense	-	-	-	-	-	-	-	-

**In Sept 16 the Company implemented FASB ASU 201503.

Atmos Energy Corporation

Consolidated Long-Term Debt Outstanding w/ calculation of Effective In

Jun 30, 2024

Atmos Energy Corp., Consolidated:

Line	Debt Series (a)	Issued (b)	Outstanding 2/29/2024 (k)	Outstanding 3/31/2024 (l)	Outstanding 4/30/2024 (m)	Outstanding 5/31/2024 (n)	Outstanding 6/30/2024 (o)	End Int Rate (p)	Annual Int at Jun 30, 2024 (q)	(r)	Outstanding 13 mth Average (s)	Avg Int Rate (t)	Annual Int 13 mth Average (u)	(v)	Annualized 4270 Amort for T-lock/Swaps (w)	Annualized 4280, 4281, 4290 & 4310 Amortization Debt Exp, Dsct & Prem (x)	Unamort Debt Exp 2241,1650,1860 Penalty 1890 Dsct 2260 Jun 30, 2024 (y)
1	9.40% First Mortgage Bond J due May 2021/RET 2005	04/01/91	-	-	-	-	-	9.400%	0		-	9.400%	-		-	-	0
2	6.75% Debentures Unsecured due July 2028	07/27/98	150,000,000	150,000,000	150,000,000	150,000,000	150,000,000	6.750%	10,125,000		150,000,000	6.750%	10,125,000		-	99,938	404,394
3	5.125% Senior Note due Jan 2013	01/13/03	-	-	-	-	-	5.125%	0		-	5.125%	-		-	-	-
4	10.43% First Mortgage Bond P due 2017 (eff 2012)	11/01/87	-	-	-	-	-	10.430%	0		-	10.430%	-		-	-	0
5	9.75% First Mortgage Bond Q due Apr 2020/RET 2005	04/01/90	-	-	-	-	-	9.750%	0		-	9.750%	-		-	-	(0)
6	9.32% First Mortgage Bond T due June 2021/RET 2005	06/01/91	-	-	-	-	-	9.320%	0		-	9.320%	-		-	-	(0)
7	8.77% First Mortgage Bond U due May 2022/RET 2005	05/01/92	-	-	-	-	-	8.770%	0		-	8.770%	-		-	-	0
8	6.67% MTN A1 due Dec 2025	12/15/95	10,000,000	10,000,000	10,000,000	10,000,000	10,000,000	6.670%	667,000		10,000,000	6.670%	667,000		-	7,777	11,341
9	4.95% Sr Note due 10/15/2014	10/22/04	-	-	-	-	-	4.950%	0		-	4.950%	-		-	-	-
10	5.95% Sr Note due 10/15/2034	10/22/04	200,000,000	200,000,000	200,000,000	200,000,000	200,000,000	5.950%	11,900,000		200,000,000	5.950%	11,900,000		(7,047)	115,724	1,192,433
11	4.3% Sr Note due 10/1/2048	10/2018	600,000,000	600,000,000	600,000,000	600,000,000	600,000,000	4.300%	25,800,000		600,000,000	4.300%	25,800,000		-	315,361	7,647,498
12	Sr Note 5.50% Due 06/15/2041	6/10/11	400,000,000	400,000,000	400,000,000	400,000,000	400,000,000	5.500%	22,000,000		400,000,000	5.500%	22,000,000		(669,302)	186,860	3,161,042
13	8.50% Sr Note due 3/15/2019	03/23/09	-	-	-	-	-	8.500%	0		-	8.500%	-		-	-	-
14	4.15% Sr Note due 1/15/2043	01/15/13	500,000,000	500,000,000	500,000,000	500,000,000	500,000,000	4.150%	20,750,000		500,000,000	4.150%	20,750,000		2,220,857	378,080	7,008,931
15	4.125% Sr Note due 10/15/2044 (500MM(2014) & 250MM(2017))	10/15/14	750,000,000	750,000,000	750,000,000	750,000,000	750,000,000	4.125%	30,937,500		750,000,000	4.125%	30,937,500		908,016	(43,555)	(885,111)
16	3.00% Sr Note due 6/15/2027	06/2017	500,000,000	500,000,000	500,000,000	500,000,000	500,000,000	3.000%	15,000,000		500,000,000	3.000%	15,000,000		-	555,072	1,642,088
17	4.125% Sr Note due 3/15/49	03/2019	450,000,000	450,000,000	450,000,000	450,000,000	450,000,000	4.125%	18,562,500		450,000,000	4.125%	18,562,500		3,004,713	220,238	5,432,528
18	2.625% Sr Notes Due 2029 (300MM(2019) & 200MM(2022))	10/2019	500,000,000	500,000,000	500,000,000	500,000,000	500,000,000	2.625%	13,125,000		500,000,000	2.625%	13,125,000		-	138,226	830,645
19	3.375% Sr Notes Due 2049	10/2019	500,000,000	500,000,000	500,000,000	500,000,000	500,000,000	3.375%	16,875,000		500,000,000	3.375%	16,875,000		-	187,982	4,746,533
21	1.500% Sr Notes Due 2031	10/01/20	600,000,000	600,000,000	600,000,000	600,000,000	600,000,000	1.500%	9,000,000		600,000,000	1.500%	9,000,000		428,328	743,529	4,894,899
22	0.625% Sr Notes Due 2023	03/2021	-	-	-	-	-	0.625%	0		-	0.625%	-		-	(92,100)	7,675
23	FRN Sr Notes Due 2023	03/2021	-	-	-	-	-	**5.103%**	0		-	**0.000%**	-		-	(92,100)	7,675
24	2.850% Sr Notes Due 2052	10/2021	600,000,000	600,000,000	600,000,000	600,000,000	600,000,000	2.850%	17,100,000		600,000,000	2.850%	17,100,000		(2,049,211)	338,440	9,335,301
25	5.450% Sr Notes Due 2032	10/2022	300,000,000	300,000,000	300,000,000	300,000,000	300,000,000	5.450%	16,350,000		300,000,000	5.450%	16,350,000		-	320,839	2,646,924
26	5.750% Sr Notes Due 2052	10/2022	500,000,000	500,000,000	500,000,000	500,000,000	500,000,000	5.750%	28,750,000		500,000,000	5.750%	28,750,000		(6,569,089)	247,411	6,989,352
27	October 2024 - Swap Position	07/2020	-	-	-	-	-		0		-		-		-	-	-
28	5.900% Sr Notes Due 2033 400MM(2023)& 325MM(2024)	10/2023	400,000,000	400,000,000	400,000,000	400,000,000	725,000,000	5.900%	42,775,000		301,923,077	5.900%	17,813,462		(6,610,505)	(1,134,803)	(10,624,764)
29	6.200% Sr Notes Due 2053	10/2023	500,000,000	500,000,000	500,000,000	500,000,000	500,000,000	6.200%	31,000,000		346,153,846	6.200%	21,461,538		(3,501,323)	222,756	6,515,616
30	October 2025 - Swap Position	07/2020	-	-	-	-	-		0		-		-		-	-	-
31	Subtotal -- Utility Long-Term Debt		$ 7,460,000,000	$ 7,460,000,000	$ 7,460,000,000	$ 7,460,000,000	$ 7,785,000,000		$ 330,717,000		$ 7,208,076,923		$ 296,217,000		$ (12,844,563)	$ 2,715,673	$ 50,965,000
32																	
33	Other Long-Term Debt																
34	**Total Long-Term Debt**		7,460,000,000	7,460,000,000	7,460,000,000	7,460,000,000	7,785,000,000		330,717,000		7,208,076,923		296,217,000				
35	Less Unamortized Debt Discount & Debt Premium		$ 7,652,423	$ 7,617,000	$ 7,581,576	$ 7,546,153	$ (9,268,703)				$ 5,898,229				$ (12,844,563)	$ 2,715,673	$ 50,965,000
36	Less Unamortized Debt Expense		$ 55,929,304	$ 55,607,584	$ 55,285,864	$ 54,964,144	$ 57,121,297				$ -						
37	Annualized Amortization of T-Lock Settlement, Debt Exp, Debt Disc. & Debt Prem.								$ (10,128,890)		$ 50,037,252		$ (10,128,890)				
38			$ 7,396,418,274	$ 7,396,775,416	$ 7,397,132,559	$ 7,397,489,702	$ 7,737,147,406		$ 320,588,110		$ 7,252,215,946		$ 286,088,110		check	check	check
39	Effective Avg Cost of Consol Debt							**4.14%**	end of period			**3.94%**	13 mth avg		$ (12,844,563)	$ 2,715,673	$ 50,965,000
40	Consolidated & Utility							**4.14%**	end of period			**3.97%**	13 mth avg		$ -	$ -	$ -
41	Other Long-Term Real Estate Lease		$ 49,798,117	$ 49,670,054	$ 49,541,621	$ 49,412,817	$ 49,282,617										
42	AEKS 5.155% Sr Secured Securitized Utility Tariff Bonds	06/2023	$ 95,000,000	$ 89,261,606	$ 89,261,606	$ 89,261,606	$ 89,261,606										
43	**Total Long-Term Debt Including Capital Leases**		7,541,216,390	7,535,707,076	7,535,935,786	7,536,164,125	7,875,691,629										
44	*Note: includes current maturities*																
45																	
46																	
47																	
48																	
49																	
50																	
	ck Fin Rptg Bal		$ 7,541,216,390	$ 7,535,707,076	$ 7,535,935,786	$ 7,536,164,125	$ 7,876,077,855										
	diff Fin Rptg vs calc		-	-	-	-	386,225.28	see tabs for GL adj									

.

		Acct 2241 2/29/2024	Acct 2241 3/31/2024	Acct 2241 4/30/2024	Acct 2241 5/31/2024	Acct 2241 6/30/2024	13 mth Average
Note:	Unamortized Debt Expense	-	-	-	-	-	-

**In Sept 16 the Company implemented FASB ASU 201503.

Atmos Energy Corporation

Consolidated Long-Term Debt Outstanding w/ calculation of Effective In

Jun 30, 2024

Atmos Energy Corp., Consolidated:

Line	Debt Series (a)	Issued (b)	(z)	(Offset to 2150) 4270.30937 Exp on T-lock/Swaps Jun 30, 2024 (aa)	(Offset to 2241,1650,1860) 4280, 4310 Mthly Debt Exp Jun 30, 2024 (ab)	(Offset to 2260, 2250) 4280, 4290 Mthly Dsct/Prem. Exp Jun 30, 2024 (ac)	(Offset to 1890) 4281 Mthly Exp Jun 30, 2024 (ad)	(Offset to 4280, 4310) Unamort Debt Exp 2241, 1650 **Balance** Jun 30, 2024 (ae)	(Offset to 4281) Unamort Loss 1890 **Balance** Jun 30, 2024 (af)	(Offset to 4280, 4290) Debt Dsct/Prem 2260, 2250 **Balance** Jun 30, 2024 (ag)	(Offset to 4270 or 2530) App Retained Earnings 2150 **T-Lock/Swap Balance** Jun 30, 2024 (ah)
1	9.40% First Mortgage Bond J due May 2021/RET 2005	04/01/91					-	-	0		
2	6.75% Debentures Unsecured due July 2028	07/27/98			4,641	3,688		227,394		177,000	
3	5.125% Senior Note due Jan 2013	01/13/03				-	-	-	-	-	
4	10.43% First Mortgage Bond P due 2017 (eff 2012)	11/01/87					-	-	0		
5	9.75% First Mortgage Bond Q due Apr 2020/RET 2005	04/01/90					-	-	(0)		
6	9.32% First Mortgage Bond T due June 2021/RET 2005	06/01/91					-	-	(0)		
7	8.77% First Mortgage Bond U due May 2022/RET 2005	05/01/92					-	-	0		
8	6.67% MTN A1 due Dec 2025	12/15/95			648			11,341			
9	4.95% Sr Note due 10/15/2014	10/22/04						-			
10	5.95% Sr Note due 10/15/2034	10/22/04		(587)	6,266	3,378		776,967		415,467	(72,820)
11	4.3% Sr Note due 10/1/2048	10/2018			17,930	8,350		5,217,648		2,429,850	
12	Sr Note 5.50% Due 06/15/2041	6/10/11		(55,775)	11,994	3,578		2,434,753		726,289	(11,322,352)
13	8.50% Sr Note due 3/15/2019	03/23/09		-	-	-	-	-	-	-	-
14	4.15% Sr Note due 1/15/2043	01/15/13		185,071	14,907	2,611	13,988	3,316,858	3,112,407	579,667	41,270,922
15	4.125% Sr Note due 10/15/2044 (500MM(2014) & 250MM(2017))	10/15/14		75,668	23,538	(27,168)		5,731,567		(6,616,678)	18,462,988
16	3.00% Sr Note due 6/15/2027	06/2017		-	34,798	11,458		1,235,317		406,771	-
17	4.125% Sr Note due 3/15/49	03/2019		250,393	13,428	4,925		3,974,728		1,457,800	74,366,649
18	2.625% Sr Notes Due 2029 (300MM(2019) & 200MM(2022))	10/2019			38,621	(27,102)		2,538,080		(1,707,436)	
19	3.375% Sr Notes Due 2049	10/2019			14,637	1,028		4,435,116		311,417	
21	1.500% Sr Notes Due 2031	10/01/20		35,694	40,912	21,048		3,232,076		1,662,822	2,819,828
22	0.625% Sr Notes Due 2023	03/2021			(7,675)	-		7,675		-	
23	FRN Sr Notes Due 2023	03/2021			(7,675)			7,675			
24	2.850% Sr Notes Due 2052	10/2021		(170,768)	17,604	10,599		5,827,065		3,508,236	(56,524,058)
25	5.450% Sr Notes Due 2032	10/2022			21,137	5,600		2,092,524		554,400	
26	5.750% Sr Notes Due 2052	10/2022		(547,424)	14,868	5,750		5,040,102		1,949,250	(185,576,773)
27	October 2024 - Swap Position	07/2020									(273,551,174)
28	5.900% Sr Notes Due 2033 400MM(2023)& 325MM(2024)	10/2023		(550,875)	50,916	(145,483)		5,673,670		(16,298,434)	(61,147,172)
29	6.200% Sr Notes Due 2053	10/2023		(291,777)	15,216	3,347		5,340,741		1,174,875	(102,413,699)
30	October 2025 - Swap Position	07/2020									(104,048,940)
31	Subtotal -- Utility Long-Term Debt			(1,070,380)	326,711	(114,393)	13,988	57,121,297	3,112,407	(9,268,703)	(657,736,599)
32											
33	Other Long-Term Debt										
34	**Total Long-Term Debt**										
35	Less Unamortized Debt Discount & Debt Premium			(1,070,380)	326,711	(114,393)	13,988	57,121,297	3,112,407	(9,268,703)	(657,736,599)
36	Less Unamortized Debt Expense										
37	Annualized Amortization of T-Lock Settlement, Debt Exp, Debt Disc. & Debt Prem.			ck	ck		ck	ck	ck	ck	ck
38				(1,070,380)	212,318		13,988	57,121,297	3,112,407	(9,268,703)	(1,307,669,624)
39	Effective Avg Cost of Consol Debt		diff g/l vs calc	0	-	-	-	-	-	-	649,933,026
40	Consolidated & Utility										
41	Other Long-Term Real Estate Lease										
42	AEKS 5.155% Sr Secured Securitized Utility Tariff Bonds	06/2023									
43	**Total Long-Term Debt Including Capital Leases**										
44	*Note: includes current maturities*										
45											
46											
47											
48											
49											
50											

ck Fin Rptg Bal	Diff	-
diff Fin Rptg vs calc		

				Ledger Bal 6/30/24	Per Amort Sch & Value Def Tax Bal	Per Amort Sch & Value Lock Bal	Amort Sch vs. G/L Diff
		Realized	20102	(56,492.06)	16,327.63	(72,819.69)	0.00
		Realized	20103	-	-	-	-
		Realized	20104	-	-	-	-
		Realized	20105	(8,783,653.85)	2,538,697.65	(11,322,351.50)	(0.00)
		Realized	20107	37,042,270.23	(10,706,151.01)	-	47,748,421.24
		Realized	20108	(8,035,041.47)	2,322,329.78	(10,357,371.25)	-
		Realized	20109	24,412,818.49	(7,055,920.70)	31,468,739.19	(0.00)
		Realized	20111	64,490,898.43	(18,639,497.34)	-	83,130,395.77
		Realized	20112	3,156,740.95	(912,377.81)	(185,576,772.73)	189,645,891.48
		Unrealized	20113	(20,114.00)	-	(102,413,698.73)	102,393,584.73
		Unrealized	20114	(20,115.00)	-	(104,048,940.00)	104,028,825.00
		Unrealized	20115	-	-	(657,736,598.51)	657,736,598.51
	2023 Swaps	Realized	20116	(126,887,252.43)	36,673,618.47	(163,560,870.90)	-
	2025 Swaps	Unrealized	20117	(80,719,086.67)	23,329,853.33	(104,048,940.00)	-
				(95,419,027.39)	27,566,880.01	(1,307,669,624.11)	1,184,683,716.72

Note: Unamortized Debt Expense

**In Sept 16 the Company implemented FASB ASU 201503.

ATMOS ENERGY CORPORATION - LONG TERM DEBT DETAIL

Floating Rate Note $ 1,100,000,000 Effective 03/09/21 to 03/09/23 13Mth Avg

Date	Principal Outstanding M/E	Principal Outstanding Average	Interest Rate	Daily Interest Calc	M/E Average Interest Rate
Jun-23	0.00	0.00	5.103%	-	0.000%
Jul-23	0.00	0.00	5.103%	-	0.000%
Aug-23	0.00	0.00	5.103%	-	0.000%
Sep-23	0.00	0.00	5.103%	-	0.000%
Oct-23	0.00	0.00	5.103%	-	0.000%
Nov-23	0.00	0.00	5.103%	-	0.000%
Dec-23	0.00	0.00	5.103%	-	0.000%
Jan-24	0.00	0.00	5.103%	-	0.000%
Feb-24	0.00	0.00	5.103%	-	0.000%
Mar-24	0.00	0.00	5.103%	-	0.000%
Apr-24	0.00	0.00	5.103%	-	0.000%
May-24	0.00	0.00	5.103%	-	0.000%
Jun-24	0.00	0.00	5.103%	-	0.000%

Atmos Energy Corporation

Consolidated Long-Term Debt - Unamortized Premium Acct 2250

Calculation of 13 mth average balance

Jun 30, 2024

Atmos Energy Corp., Consolidated: Line	Debt Series	Year Issued	Full Premium before Amort	4290 monthly Amort.	2250 Balance Unamortized Premium 6/30/2023	2250 Balance Unamortized Premium 7/31/2023	2250 Balance Unamortized Premium 8/31/2023	2250 Balance Unamortized Premium 9/30/2023	2250 Balance Unamortized Premium 10/31/2023	2250 Balance Unamortized Premium 11/30/2023	2250 Balance Unamortized Premium 12/31/2023	2250 Balance Unamortized Premium 1/31/2024	2250 Balance Unamortized Premium 2/29/2024	2250 Balance Unamortized Premium 3/31/2024	2250 Balance Unamortized Premium 4/30/2024	2250 Balance Unamortized Premium 5/31/2024	2250 Balance Unamortized Premium 6/30/2024
1	$250M 4.1250% senior notes, due 2044	2017	(9,767,500)	(29,778.96)	(7,608,525.35)	(7,578,746.39)	(7,548,967.43)	(7,519,188.47)	(7,489,409.51)	(7,459,630.55)	(7,429,851.59)	(7,400,072.63)	(7,370,293.67)	(7,340,514.71)	(7,310,735.75)	(7,280,956.79)	(7,251,177.83)
2	$300MM 2.625% senior notes, due 2029	2022			(2,145,161.30)	(2,116,559.15)	(2,087,957.00)	(2,059,354.85)	(2,030,752.70)	(2,002,150.55)	(1,973,548.40)	(1,944,946.25)	(1,916,344.10)	(1,887,741.95)	(1,859,139.80)	(1,830,537.65)	(1,801,935.50)
2	$325MM 5.900% senior notes, due 2033	2023															(16,779,433.63)
3	Total Utility Long-Term Debt Unamortized Premium		$ (9,767,500)	(29,778.96)	(9,753,686.65)	(9,695,305.54)	(9,636,924.43)	(9,578,543.32)	(9,520,162.21)	(9,461,781.10)	(9,403,399.99)	(9,345,018.88)	(9,286,637.77)	(9,228,256.66)	(9,169,875.55)	(9,111,494.44)	(25,832,546.96)

Atmos Energy Corporation

Consolidated Long-Term Debt - Unamortized Premium Acct 2250

Calculation of 13 mth average balance

Jun 30, 2024

Atmos Energy Corp., Consolidated:

Line	Debt Series	Year Issued	13 mth Avg Unamortized Premium 6/30/2024	
1	$250M 4.1250% senior notes, due 2044	2017	(7,429,851.59)	
2	$300MM 2.625% senior notes, due 2029	2022	(1,973,548.40)	
2	$325MM 5.900% senior notes, due 2033	2023	(16,779,433.63)	**see notes below
3	Total Utility Long-Term Debt Unamortized Premium		(26,182,833.62)	

Atmos Energy Corporation

Unamortized Debt Premium - Acct 2250

Analysis of monthly acct activity and balances

June 1, 2023 - June 30, 2024

Year Issued	sub acct	Orig Debt Premium	4290 mthly exp	Debt Premium 2250 Activity Jul-23	Debt Premium 2250 Balance 06/30/23	#	Debt Premium 2250 Activity Jul-23	Debt Premium 2250 Balance 07/31/23	Debt Premium 2250 Activity Aug-23	Debt Premium 2250 Balance 08/31/23	Debt Premium 2250 Activity Sep-23	Debt Premium 2250 Balance 09/30/23	2250	Debt Premium 2250 Activity Oct-23
2017	13536	(9,767,500)	(29,778.96)	2,158,974.65	(7,608,525.35)		29,778.96	(7,578,746.39)	29,778.96	(7,548,967.43)	29,778.96	(7,519,188.47)		29,778.96
2020	13541	-	-	(2,145,161.30)	(2,145,161.30)		28,602.15	(2,116,559.15)	28,602.15	(2,087,957.00)	28,602.15	(2,059,354.85)		28,602.15
2023	13550	-	-	-	-		-	-	-	-	-	-		-
		(9,767,500.00)	(29,778.96)	13,813.35	(9,753,686.65)		58,381.11	(9,695,305.54)	58,381.11	(9,636,924.43)	58,381.11	(9,578,543.32)	-	58,381.11
					check			check		check		check		

Atmos Energy Corporation

Consolidated Long-Term Debt - Unamortized Premium Acct 2250

Calculation of 13 mth average balance

Jun 30, 2024

Atmos Energy Corp., Consolidated:		Year	Debt Premium 2250 Balance	#	Debt Premium 2250 Activity	Debt Premium 2250 Balance	#	Debt Premium 2250 Activity	Debt Premium 2250 Balance	#	Debt Premium 2250 Activity	Debt Premium 2250 Balance	#	Debt Premium 2250 Activity	Debt Premium 2250 Balance	#	Debt Premium 2250 Activity	Debt Premium 2250 Balance
Line	Debt Series	Issued	10/31/23		Nov-23	11/30/23		Dec-23	12/31/23		Jan-24	01/31/24		Feb-24	02/29/24		Mar-24	03/31/24
1	$250M 4.1250% senior notes, due 2044	2017	(7,489,409.51)		29,778.96	(7,459,630.55)		29,778.96	(7,429,851.59)		29,778.96	(7,400,072.63)		29,778.96	(7,370,293.67)		29,778.96	(7,340,514.71)
2	$300MM 2.625% senior notes, due 2029	2022	(2,030,752.70)		28,602.15	(2,002,150.55)		28,602.15	(1,973,548.40)		28,602.15	(1,944,946.25)		28,602.15	(1,916,344.10)		28,602.15	(1,887,741.95)
2	$325MM 5.900% senior notes, due 2033	2023	-		-	-		-	-		-	-		-	-		-	-
3	Total Utility Long-Term Debt Unamortized Premium		(9,520,162.21)		58,381.11	(9,461,781.10)		58,381.11	(9,403,399.99)		58,381.11	(9,345,018.88)		58,381.11	(9,286,637.77)		58,381.11	(9,228,256.66)
			check			check			check			check			check			check

Atmos Energy Corporation

Consolidated Long-Term Debt - Unamortized Discount Acct 2260

Calculation of 13 mth average balance

Jun 30, 2024

Line	Atmos Energy Corp., Consolidated: Debt Series	Year Issued	Full Dsct before Amort	4280 monthly Amort.	2260 Balance Unamortized Discount 6/30/2023	2260 Balance Unamortized Discount 7/31/2023	2260 Balance Unamortized Discount 8/31/2023	2260 Balance Unamortized Discount 9/30/2023	2260 Balance Unamortized Discount 10/31/2023	2260 Balance Unamortized Discount 11/30/2023	2260 Balance Unamortized Discount 12/31/2023	2260 Balance Unamortized Discount 1/31/2024	2260 Balance Unamortized Discount 2/29/2024	2260 Balance Unamortized Discount 3/31/2024	2260 Balance Unamortized Discount 4/30/2024	2260 Balance Unamortized Discount 5/31/2024	2260 Balance Unamortized Discount 6/30/2024	13 mth Avg Unamortized Discount 6/30/2024	
1	6.75% Debentures Unsecured due July 2028	1998	1,327,500	3,688	221,250.00	217,562.50	213,875.00	210,187.50	206,500.00	202,812.50	199,125.00	195,437.50	191,750.00	188,062.50	184,375.00	180,687.50	177,000.00	199,125	
2	5.125% Senior Notes due Jan 2013	2003	212,500	-															
3	4.30% Sr Note due 10/1/2048	2018		-	2,530,050.00	2,521,700.00	2,513,350.00	2,505,000.00	2,496,650.00	2,488,300.00	2,479,950.00	2,471,600.00	2,463,250.00	2,454,900.00	2,446,550.00	2,438,200.00	2,429,850.00	2,479,950	
4	5.95% Sr Note due 10/15/2034	2004	1,216,000	3,378	455,999.87	452,622.09	449,244.31	445,866.53	442,488.75	439,110.97	435,733.19	432,355.41	428,977.63	425,599.85	422,222.07	418,844.29	415,466.51	435,733	
5	6.35% Sr Note due 6/15/2017	2007	677,500	5,646															
6	Sr Note 5.50% Due 06/15/2041	2011	1,288,000	3,578	769,222.09	765,644.31	762,066.53	758,488.75	754,910.97	751,333.19	747,755.41	744,177.63	740,599.85	737,022.07	733,444.29	729,866.51	726,288.73	747,755	
7	8.50% Sr Note due 3/15/2019	2009	841,500	7,013	-	-	-	-	-	-	-	-	-	-	-	-	-	-	
8	4.15% Sr Note due 1/15/2043	2013	940,000	2,611	611,000.06	608,388.95	605,777.84	603,166.73	600,555.62	597,944.51	595,333.40	592,722.29	590,111.18	587,500.07	584,888.96	582,277.85	579,666.74	595,333	
9	4.125% Sr Note due 10/15/2044	2014	940,000	2,611	665,833.40	663,222.29	660,611.18	658,000.07	655,388.96	652,777.85	650,166.74	647,555.63	644,944.52	642,333.41	639,722.30	637,111.19	634,500.08	650,167	
10	3.000% Sr Note due 6/15/27	2017	1,375,000	11,458	544,271.03	532,812.70	521,354.37	509,896.04	498,437.71	486,979.38	475,521.05	464,062.72	452,604.39	441,146.06	429,687.73	418,229.40	406,771.07	475,521	
11	4.125% Sr Note due 3/15/2049	2019			1,516,900.00	1,511,975.00	1,507,050.00	1,502,125.00	1,497,200.00	1,492,275.00	1,487,350.00	1,482,425.00	1,477,500.00	1,472,575.00	1,467,650.00	1,462,725.00	1,457,800.00	1,487,350	
12	2.625% Sr Notes Due 2029	2019			112,500.00	111,000.00	109,500.00	108,000.00	106,500.00	105,000.00	103,500.00	102,000.00	100,500.00	99,000.00	97,500.00	96,000.00	94,500.00	103,500	
13	3.375% Sr Notes Due 2049	2019			323,749.90	322,722.12	321,694.34	320,666.56	319,638.78	318,611.00	317,583.22	316,555.44	315,527.66	314,499.88	313,472.10	312,444.32	311,416.54	317,583	
14	1.500% Sr Notes Due 2031	2020			1,915,403.13	1,894,354.74	1,873,306.35	1,852,257.96	1,831,209.57	1,810,161.18	1,789,112.79	1,768,064.40	1,747,016.01	1,725,967.62	1,704,919.23	1,683,870.84	1,662,822.45	1,789,113	
15	0.625% Sr Notes Due 2023	2021			-	-	-	-	-	-	-	-	-	-	-	-	-	-	
16	2.850% Sr Notes Due 2052	2022			3,635,423.10	3,624,824.20	3,614,225.30	3,603,626.40	3,593,027.50	3,582,428.60	3,571,829.70	3,561,230.80	3,550,631.90	3,540,033.00	3,529,434.10	3,518,835.20	3,508,236.30	3,571,830	
17	5.450% Sr Notes Due 2032	2022			621,600.00	616,000.00	610,400.00	604,800.00	599,200.00	593,600.00	588,000.00	582,400.00	576,800.00	571,200.00	565,600.00	560,000.00	554,400.00	588,000	
18	5.750 Sr Notes Due 2052	2022			2,018,250.00	2,012,500.00	2,006,750.00	2,001,000.00	1,995,250.00	1,989,500.00	1,983,750.00	1,978,000.00	1,972,250.00	1,966,500.00	1,960,750.00	1,955,000.00	1,949,250.00	1,983,750	
19	5.900 Sr Notes Due 2033	2023			-	-	-	-	515,666.67	511,333.33	507,000.01	502,666.68	498,333.35	494,000.02	489,666.69	485,333.36	481,000.03	498,333	**see notes b
20	6.200% Sr Notes Due 2053	2023			-	-	-	-	1,201,652.78	1,198,305.56	1,194,958.34	1,191,611.12	1,188,263.90	1,184,916.68	1,181,569.46	1,178,222.24	1,174,875.02	1,188,264	**see notes b
21	Total Utility Long-Term Debt Unamortized Discount		$ 8,818,000	$ 39,982	15,941,452.58	15,855,328.90	15,769,205.22	15,683,081.54	17,314,277.30	17,220,473.07	17,126,668.85	17,032,864.62	16,939,060.39	16,845,256.16	16,751,451.93	16,657,647.70	16,563,843.47	17,111,307.75	

Atmos Energy Corporation

Consolidated Long-Term Debt - Unamortized Discount Acct 2260

Calculation of 13 mth average balance

Jun 30, 2024

Atmos Energy Corporation

Unamortized Debt Dsct - Acct 2260

Analysis of monthly acct activity and balances

June 1, 2023 - June 30, 2024

Line	Atmos Energy Corp., Consolidated: Debt Series	Year Issued	Year Issued	sub acct	Orig Debt dsct	4280 mthly exp	Debt Dsct 2260 Activity Jun-23	Debt Dsct 2260 Balance 06/30/23	Debt Dsct 2260 Activity Jul-23	Debt Dsct 2260 Balance 07/31/23	Debt Dsct 2260 Activity Aug-23	Debt Dsct 2260 Balance 08/31/23	Debt Dsct 2260 Activity Sep-23	Debt Dsct 2260 Balance 09/30/23	Debt Dsct 2260 Activity Oct-23	Debt Dsct 2260 Balance 10/31/23	Debt Dsct 2260 Activity Nov-23	Debt Dsct 2260 Balance 11/30/23
1	6.75% Debentures Unsecured due July 2028	1998	1998	13521	1,327,500	3,687.50	(3,687.50)	221,250.00	(3,687.50)	217,562.50	(3,687.50)	213,875.00	(3,687.50)	210,187.50	(3,687.50)	206,500.00	(3,687.50)	202,812.50
2	5.125% Senior Notes due Jan 2013	2003	2003	13513/26	212,500	-	-	-	-	-	-	-	-	-	-	-	-	-
3	4.30% Sr Note due 10/1/2048	2018	2018			-	(8,350.00)	2,530,050.00	(8,350.00)	2,521,700.00	(8,350.00)	2,513,350.00	(8,350.00)	2,505,000.00	(8,350.00)	2,496,650.00	(8,350.00)	2,488,300.00
4	5.95% Sr Note due 10/15/2034	2004	2004	13530	1,216,000	3,377.78	(3,377.78)	455,999.87	(3,377.78)	452,622.09	(3,377.78)	449,244.31	(3,377.78)	445,866.53	(3,377.78)	442,488.75	(3,377.78)	439,110.97
5	6.35% Sr Note due 6/15/2017	2007	2007	13531	677,500		-	-	-	-	-	-	-	-	-	-	-	-
6	Sr Note 5.50% Due 06/15/2041	2011	2011	13534	1,288,000.00	3,578.00	(3,577.78)	769,222.09	(3,577.78)	765,644.31	(3,577.78)	762,066.53	(3,577.78)	758,488.75	(3,577.78)	754,910.97	(3,577.78)	751,333.19
7	8.50% Sr Note due 3/15/2019	2009	2009	13532	841,500	7,013	-	-	-	-	-	-	-	-	-	-	-	-
8	4.15% Sr Note due 1/15/2043	2013	2013	13535	940,000	2,611	(2,611.11)	611,000.06	(2,611.11)	608,388.95	(2,611.11)	605,777.84	(2,611.11)	603,166.73	(2,611.11)	600,555.62	(2,611.11)	597,944.51
9	4.125% Sr Note due 10/15/2044	2014	2014	13536	940,000	2,611	(2,611.11)	665,833.40	(2,611.11)	663,222.29	(2,611.11)	660,611.18	(2,611.11)	658,000.07	(2,611.11)	655,388.96	(2,611.11)	652,777.85
10	3.000% Sr Note due 6/15/27	2017	2017	13537	1,375,000	11,458	(11,458.33)	544,271.03	(11,458.33)	532,812.70	(11,458.33)	521,354.37	(11,458.33)	509,896.04	(11,458.33)	498,437.71	(11,458.33)	486,979.38
11	4.125% Sr Note due 3/15/2049	2019	2019	13540			(4,925.00)	1,516,900.00	(4,925.00)	1,511,975.00	(4,925.00)	1,507,050.00	(4,925.00)	1,502,125.00	(4,925.00)	1,497,200.00	(4,925.00)	1,492,275.00
12	2.625% Sr Notes Due 2029	2019					(1,500.00)	112,500.00	(1,500.00)	111,000.00	(1,500.00)	109,500.00	(1,500.00)	108,000.00	(1,500.00)	106,500.00	(1,500.00)	105,000.00
13	3.375% Sr Notes Due 2049	2019					(1,027.78)	323,749.90	(1,027.78)	322,722.12	(1,027.78)	321,694.34	(1,027.78)	320,666.56	(1,027.78)	319,638.78	(1,027.78)	318,611.00
14	1.500% Sr Notes Due 2031	2020					(21,048.39)	1,915,403.13	(21,048.39)	1,894,354.74	(21,048.39)	1,873,306.35	(21,048.39)	1,852,257.96	(21,048.39)	1,831,209.57	(21,048.39)	1,810,161.18
15	0.625% Sr Notes Due 2023	2021					-	-	-	-	-	-	-	-	-	-	-	-
16	2.850% Sr Notes Due 2052	2022					(10,598.90)	3,635,423.10	(10,598.90)	3,624,824.20	(10,598.90)	3,614,225.30	(10,598.90)	3,603,626.40	(10,598.90)	3,593,027.50	(10,598.90)	3,582,428.60
17	5.450% Sr Notes Due 2032	2022					(5,600.00)	621,600.00	(5,600.00)	616,000.00	(5,600.00)	610,400.00	(5,600.00)	604,800.00	(5,600.00)	599,200.00	(5,600.00)	593,600.00
18	5.750 Sr Notes Due 2052	2022					(5,750.00)	2,018,250.00	(5,750.00)	2,012,500.00	(5,750.00)	2,006,750.00	(5,750.00)	2,001,000.00	(5,750.00)	1,995,250.00	(5,750.00)	1,989,500.00
19	5.900 Sr Notes Due 2033	2023 elow					-	-	-	-	-	-	-	-	515,666.67	515,666.67	(4,333.33)	511,333.33
20	6.200% Sr Notes Due 2053	2023 elow					-	-	-	-	-	-	-	-	1,201,652.78	1,201,652.78	(3,347.22)	1,198,305.56
21	Total Utility Long-Term Debt Unamortized Discount				$ 8,818,000	$ 34,336	(86,123.68)	15,941,452.58	(86,123.68)	15,855,328.90	(86,123.68)	15,769,205.22	(86,123.68)	15,683,081.54	1,631,195.76	17,314,277.30	(93,804.24)	17,220,473.07
								check		check		check		check		check		check

Atmos Energy Corporation

Consolidated Long-Term Debt - Unamortized Discount Acct 2260

Calculation of 13 mth average balance

Jun 30, 2024

Line	Debt Series	Year Issued	Debt Dsct 2260 Activity Dec-23	Debt Dsct 2260 Balance 12/31/23	Debt Dsct 2260 Activity Jan-24	Debt Dsct 2260 Balance 01/31/24	Debt Dsct 2260 Activity Feb-24	Debt Dsct 2260 Balance 02/29/24	Debt Dsct 2260 Activity Mar-24	Debt Dsct 2260 Balance 03/31/24
	Atmos Energy Corp., Consolidated:									
1	6.75% Debentures Unsecured due July 2028	1998	(3,687.50)	199,125.00	(3,687.50)	195,437.50	(3,687.50)	191,750.00	(3,687.50)	188,062.50
2	5.125% Senior Notes due Jan 2013	2003	-	-	-	-	-	-	-	-
3	4.30% Sr Note due 10/1/2048	2018	(8,350.00)	2,479,950.00	(8,350.00)	2,471,600.00	(8,350.00)	2,463,250.00	(8,350.00)	2,454,900.00
4	5.95% Sr Note due 10/15/2034	2004	(3,377.78)	435,733.19	(3,377.78)	432,355.41	(3,377.78)	428,977.63	(3,377.78)	425,599.85
5	6.35% Sr Note due 6/15/2017	2007	-	-	-	-	-	-	-	-
6	Sr Note 5.50% Due 06/15/2041	2011	(3,577.78)	747,755.41	(3,577.78)	744,177.63	(3,577.78)	740,599.85	(3,577.78)	737,022.07
7	8.50% Sr Note due 3/15/2019	2009	-	-	-	-	-	-	-	-
8	4.15% Sr Note due 1/15/2043	2013	(2,611.11)	595,333.40	(2,611.11)	592,722.29	(2,611.11)	590,111.18	(2,611.11)	587,500.07
9	4.125% Sr Note due 10/15/2044	2014	(2,611.11)	650,166.74	(2,611.11)	647,555.63	(2,611.11)	644,944.52	(2,611.11)	642,333.41
10	3.000% Sr Note due 6/15/27	2017	(11,458.33)	475,521.05	(11,458.33)	464,062.72	(11,458.33)	452,604.39	(11,458.33)	441,146.06
11	4.125% Sr Note due 3/15/2049	2019	(4,925.00)	1,487,350.00	(4,925.00)	1,482,425.00	(4,925.00)	1,477,500.00	(4,925.00)	1,472,575.00
12	2.625% Sr Notes Due 2029	2019	(1,500.00)	103,500.00	(1,500.00)	102,000.00	(1,500.00)	100,500.00	(1,500.00)	99,000.00
13	3.375% Sr Notes Due 2049	2019	(1,027.78)	317,583.22	(1,027.78)	316,555.44	(1,027.78)	315,527.66	(1,027.78)	314,499.88
14	1.500% Sr Notes Due 2031	2020	(21,048.39)	1,789,112.79	(21,048.39)	1,768,064.40	(21,048.39)	1,747,016.01	(21,048.39)	1,725,967.62
15	0.625% Sr Notes Due 2023	2021	-	-	-	-	-	-	-	-
16	2.850% Sr Notes Due 2052	2022	(10,598.90)	3,571,829.70	(10,598.90)	3,561,230.80	(10,598.90)	3,550,631.90	(10,598.90)	3,540,033.00
17	5.450% Sr Notes Due 2032	2022	(5,600.00)	588,000.00	(5,600.00)	582,400.00	(5,600.00)	576,800.00	(5,600.00)	571,200.00
18	5.750 Sr Notes Due 2052	2022	(5,750.00)	1,983,750.00	(5,750.00)	1,978,000.00	(5,750.00)	1,972,250.00	(5,750.00)	1,966,500.00
19	5.900 Sr Notes Due 2033	2023	(4,333.32)	507,000.01	(4,333.33)	502,666.68	(4,333.33)	498,333.35	(4,333.33)	494,000.02
20	6.200% Sr Notes Due 2053	2023	(3,347.22)	1,194,958.34	(3,347.22)	1,191,611.12	(3,347.22)	1,188,263.90	(3,347.22)	1,184,916.68
21	Total Utility Long-Term Debt Unamortized Discount		(93,804.22)	17,126,668.85	(93,804.23)	17,032,864.62	(93,804.23)	16,939,060.39	(93,804.23)	16,845,256.16
				check		check		check		check

Atmos Energy Corporation
Monthly Capital Structure Report
Jun 30, 2024

Currency: USD
Account=2241 (Unamortized debt expense)

Sub Account	May-23 Actual	Jun-23 Actual	Jul-23 Actual	Aug-23 Actual	Sep-23 Actual	Oct-23 Actual	Nov-23 Actual	Dec-23 Actual	Jan-24 Actual	Feb-24 Actual	Mar-24 Actual	Apr-24 Actual	May-24 Actual	Jun-24 Actual	
Balances															
Trial Balance															
13501 Med Terms Ser A-1	19,766.35	19,118.27	18,470.19	17,822.11	17,174.03	16,525.95	15,877.87	15,229.79	14,581.71	13,933.63	13,285.59	12,637.51	11,989.43	11,341.35	
13521 150MM 6.75% due Jul-28	287,723.05	283,082.37	278,441.69	273,801.01	269,160.33	264,519.65	259,878.97	255,238.29	250,597.61	245,956.93	241,316.25	236,675.57	232,034.89	227,394.21	
13530 200MM 5.95% due Oct-34	858,422.79	852,156.94	845,891.09	839,625.24	833,359.39	827,093.54	820,827.69	814,561.84	808,295.99	802,030.14	795,764.29	789,498.44	783,232.59	776,966.74	
13539 600MM 4.3% due Oct-48	5,450,738.79	5,432,808.73	5,414,878.67	5,396,948.61	5,379,018.55	5,361,088.49	5,343,158.43	5,325,228.37	5,307,298.31	5,289,368.25	5,271,438.19	5,253,508.13	5,235,578.07	5,217,648.01	
13532 450MM 8.5% due Mar-19	-	-	-	-	-	-	-	-	-	-	-	-	-	-	
13534 400MM 5.5% due Jun-41	2,590,672.91	2,578,679.06	2,566,685.21	2,554,691.36	2,542,697.51	2,530,703.66	2,518,709.81	2,506,715.96	2,494,722.11	2,482,728.26	2,470,734.41	2,458,740.56	2,446,746.71	2,434,752.86	
13535 500MM 4.15% due JAN-43	3,510,651.96	3,495,744.73	3,480,837.50	3,465,930.27	3,451,023.04	3,436,115.81	3,421,208.58	3,406,301.35	3,391,394.12	3,376,486.89	3,361,579.66	3,346,672.43	3,331,765.20	3,316,857.97	
13536 500MM 4.125% due Oct-44	6,037,564.41	6,014,026.15	5,990,487.89	5,966,949.63	5,943,411.37	5,919,873.11	5,896,334.85	5,872,796.59	5,849,258.33	5,825,720.07	5,802,181.81	5,778,643.55	5,755,105.29	5,731,567.03	
13537 Jun-17 debt issuance costs	1,687,686.73	1,652,889.06	1,618,091.39	1,583,293.72	1,548,496.05	1,513,698.38	1,478,900.71	1,444,103.04	1,409,305.37	1,374,507.70	1,339,710.03	1,304,912.36	1,270,114.69	1,235,317.02	
13538 200MM BBT 3 YR Term Loan	-	-	-	-	-	-	-	-	-	-	-	-	-	-	
13540 450MM 4.125% due Mar-49	4,149,293.80	4,135,865.67	4,122,437.54	4,109,009.41	4,095,581.28	4,082,153.15	4,068,725.02	4,055,296.89	4,041,868.76	4,028,440.63	4,015,012.50	4,001,584.37	3,988,156.24	3,974,728.11	
2.625% Sr Notes Due 2029	3,059,832.67	3,019,571.71	2,979,310.75	2,939,049.79	2,898,788.83	2,891,411.87	2,818,266.91	2,778,005.95	2,737,744.99	2,697,484.03	2,657,223.07	2,616,962.11	2,576,701.15	2,538,080.19	
3.375% Sr Notes Due 2049	4,625,401.73	4,610,764.38	4,596,127.03	4,581,489.68	4,566,852.33	4,552,214.98	4,537,577.63	4,522,940.28	4,508,302.93	4,493,665.58	4,479,028.23	4,464,390.88	4,449,753.53	4,435,116.18	
1.50% Sr Notes Due 2031	3,763,936.85	3,723,024.49	3,682,112.13	3,641,199.77	3,600,287.41	3,559,375.05	3,518,462.69	3,477,550.33	3,436,637.97	3,395,725.61	3,354,813.25	3,313,900.89	3,272,988.53	3,232,076.17	
0.625% Sr Notes Due 2023	-	-	-	-	-	-	-	-	-	-	-	-	-	7,675.00	
FRN Sr Notes Due 2023	-	-	-	-	-	-	-	-	-	-	-	-	-	7,675.00	
2.850% Sr Notes Due 2052	6,055,922.22	6,038,317.79	6,020,713.36	6,003,108.93	5,985,504.50	5,967,900.07	5,950,295.64	5,932,691.21	5,915,086.78	5,897,482.35	5,879,877.92	5,862,273.49	5,844,669.06	5,827,064.63	
5.450% Sr Notes Due 2032	2,367,299.77	2,346,163.16	2,325,026.55	2,303,889.94	2,282,753.33	2,261,616.72	2,240,480.11	2,219,343.50	2,198,206.89	2,177,070.28	2,155,933.67	2,134,797.06	2,113,660.45	2,092,523.84	
5.750 Sr Notes Due 2052	5,233,380.61	5,218,513.05	5,203,645.49	5,188,777.93	5,173,910.37	5,159,042.81	5,144,175.25	5,129,307.69	5,114,440.13	5,099,572.57	5,084,705.01	5,069,837.45	5,054,969.89	5,040,102.33	
5.900 Sr Notes Due 2033	-	-	-	-	-	3,443,267.02	3,414,332.01	3,385,396.98	3,356,461.96	3,327,526.94	3,298,591.92	3,269,656.90	3,240,721.88	5,673,669.52	Manually adjusting to portray estimated
6.200% Sr Notes Due 2053	-	-	-	-	-	5,462,467.18	5,447,251.40	5,432,035.60	5,416,819.81	5,401,604.02	5,386,388.23	5,371,172.44	5,355,956.65	5,340,740.86	
TOTAL	49,698,294.64	49,420,725.56	49,143,156.48	48,865,587.40	48,588,018.32	57,249,067.45	56,894,463.56	56,572,743.66	56,251,023.77	55,929,303.88	55,607,584.03	55,285,864.14	54,964,144.25	57,121,297.02	
	-	-	-	-	-	229,160.71	(58,458.60)	-	-	-	-	-	-	236,408.90	off due to GL adj/new debt

Sub Account	May-23 Actual	Jun-23 Actual	Jul-23 Actual	Aug-23 Actual	Sep-23 Actual	Oct-23 Actual	Nov-23 Actual	Dec-23 Actual	Jan-24 Actual	Feb-24 Actual	Mar-24 Actual	Apr-24 Actual	May-24 Actual	Jun-24 Actual	
Activity															
Trial Balance															
13501 Med Terms Ser A-1	(648.08)	(648.08)	(648.08)	(648.08)	(648.08)	(648.08)	(648.08)	(648.08)	(648.08)	(648.08)	(648.04)	(648.08)	(648.08)	(648.08)	
13521 150MM 6.75% due Jul-28	(4,640.68)	(4,640.68)	(4,640.68)	(4,640.68)	(4,640.68)	(4,640.68)	(4,640.68)	(4,640.68)	(4,640.68)	(4,640.68)	(4,640.68)	(4,640.68)	(4,640.68)	(4,640.68)	
13530 200MM 5.95% due Oct-34	(6,265.85)	(6,265.85)	(6,265.85)	(6,265.85)	(6,265.85)	(6,265.85)	(6,265.85)	(6,265.85)	(6,265.85)	(6,265.85)	(6,265.85)	(6,265.85)	(6,265.85)	(6,265.85)	
13539 600MM 4.3% due Oct-48	(17,930.06)	(17,930.06)	(17,930.06)	(17,930.06)	(17,930.06)	(17,930.06)	(17,930.06)	(17,930.06)	(17,930.06)	(17,930.06)	(17,930.06)	(17,930.06)	(17,930.06)	(17,930.06)	
13532 450MM 8.5% due Mar-19	-	-	-	-	-	-	-	-	-	-	-	-	-	-	
13534 400MM 5.5% due Jun-41	(11,993.85)	(11,993.85)	(11,993.85)	(11,993.85)	(11,993.85)	(11,993.85)	(11,993.85)	(11,993.85)	(11,993.85)	(11,993.85)	(11,993.85)	(11,993.85)	(11,993.85)	(11,993.85)	
13535 500MM 4.15% due JAN-43	(14,907.23)	(14,907.23)	(14,907.23)	(14,907.23)	(14,907.23)	(14,907.23)	(14,907.23)	(14,907.23)	(14,907.23)	(14,907.23)	(14,907.23)	(14,907.23)	(14,907.23)	(14,907.23)	
13536 500MM 4.125% due Oct-44	(23,538.26)	(23,538.26)	(23,538.26)	(23,538.26)	(23,538.26)	(23,538.26)	(23,538.26)	(23,538.26)	(23,538.26)	(23,538.26)	(23,538.26)	(23,538.26)	(23,538.26)	(23,538.26)	
13537 Jun-17 debt issuance costs	(34,797.67)	(34,797.67)	(34,797.67)	(34,797.67)	(34,797.67)	(34,797.67)	(34,797.67)	(34,797.67)	(34,797.67)	(34,797.67)	(34,797.67)	(34,797.67)	(34,797.67)	(34,797.67)	
13538 200MM BBT 3 YR Term Loan	-	-	-	-	-	-	-	-	-	-	-	-	-	-	
13540 450MM 4.125% due Mar-49	(13,428.13)	(13,428.13)	(13,428.13)	(13,428.13)	(13,428.13)	(13,428.13)	(13,428.13)	(13,428.13)	(13,428.13)	(13,428.13)	(13,428.13)	(13,428.13)	(13,428.13)	(13,428.13)	
2.625% Sr Notes Due 2029	(40,260.96)	(40,260.96)	(40,260.96)	(40,260.96)	(40,260.96)	(7,376.96)	(73,144.96)	(40,260.96)	(40,260.96)	(40,260.96)	(40,260.96)	(40,260.96)	(40,260.96)	(38,620.96)	GL adj made - 32,884.00
3.375% Sr Notes Due 2049	(14,637.35)	(14,637.35)	(14,637.35)	(14,637.35)	(14,637.35)	(14,637.35)	(14,637.35)	(14,637.35)	(14,637.35)	(14,637.35)	(14,637.35)	(14,637.35)	(14,637.35)	(14,637.35)	
1.50% Sr Notes Due 2031	(40,912.36)	(40,912.36)	(40,912.36)	(40,912.36)	(40,912.36)	(40,912.36)	(40,912.36)	(40,912.36)	(40,912.36)	(40,912.36)	(40,912.36)	(40,912.36)	(40,912.36)	(40,912.36)	
0.625% Sr Notes Due 2023	-	-	-	-	-	-	-	-	-	-	-	-	-	7,675.00	
FRN Sr Notes Due 2023	-	-	-	-	-	-	-	-	-	-	-	-	-	7,675.00	
2.850% Sr Notes Due 2052	(17,604.43)	(17,604.43)	(17,604.43)	(17,604.43)	(17,604.43)	(17,604.43)	(17,604.43)	(17,604.43)	(17,604.43)	(17,604.43)	(17,604.43)	(17,604.43)	(17,604.43)	(17,604.43)	
5.450% Sr Notes Due 2032	(21,136.61)	(21,136.61)	(21,136.61)	(21,136.61)	(21,136.61)	(21,136.61)	(21,136.61)	(21,136.61)	(21,136.61)	(21,136.61)	(21,136.61)	(21,136.61)	(21,136.61)	(21,136.61)	
5.750 Sr Notes Due 2052	(14,867.56)	(14,867.56)	(14,867.56)	(14,867.56)	(14,867.56)	(14,867.56)	(14,867.56)	(14,867.56)	(14,867.56)	(14,867.56)	(14,867.56)	(14,867.56)	(14,867.56)	(14,867.56)	
5.900 Sr Notes Due 2033	-	-	-	-	-	(28,935.02)	(28,935.02)	(28,935.02)	(28,935.02)	(28,935.02)	(28,935.02)	(28,935.02)	(28,935.02)	(50,916.11)	Manual Estimate
6.200% Sr Notes Due 2053	-	-	-	-	-	(15,215.79)	(15,215.79)	(15,215.79)	(15,215.79)	(15,215.79)	(15,215.79)	(15,215.79)	(15,215.79)	(15,215.79)	
TOTAL	(277,569.08)	(277,569.08)	(277,569.08)	(277,569.08)	(277,569.08)	(288,835.88)	(354,603.88)	(321,719.88)	(321,719.89)	(321,719.89)	(321,719.85)	(321,719.89)	(321,719.89)	(326,710.98)	
		-	-	-	-	(8,720,724.30)	(287,619.30)	58,458.62	-	-	-	-	-	(2,247,454.85)	off due to GL adj/new debt

l monthly balance accrual

	New Amort	
Amort 2241.13548	21,136.61	
Amort 2241.13547	14,867.56	
Amort 2241.13550	28,935.02	pend addtl fees
Amort 2241.13549	15,215.79	

2241.13547			
82,212.00	2,497.50		
375,000.00	3,019.50		
608,000.00	4,687.50		
122,141.00	12,879.09		
4,375,000.00	22,500.00		
107.25	27,810.00		
34,237.00	50,628.56		
5,596,697.25	228,000.00		
12,500.00	352,022.15	move to 13548	
6,660.00			
12,868.00			
60,000.00			
5,688,725.25			
15,617.49	shelf		
5,704,342.74	5,352,320.59		
	14,867.56		13547

2241.13548		
225,000.00		
1,950,000.00		
352,022.15		
9,370.50	shelf	
2,536,392.65		
21,136.61		13548

	6.20%			
	2241.13549			
23-Oct	132,840.00			
	390,000.00			
	4,375,000.00			
	724,762.50			
	116,561.00			
	750,172.50	(750,172.50)		
	6,489,336.00	(750,172.50)	**5,739,163.50**	
			15,942.12	
23-Nov	85,000.00			
	13,000.00			
	6,582.50			
	106,002.00			
	32,884.00			
	243,468.50		**5,982,632.00**	
			16,618.42	
23-Dec	16,579.45	(521,528.48)	**5,477,682.97**	
			15,215.79	**New amort**
			(Oct/Nov/Dec booked in Dec)	

	5.90%		
	2241.13550		
23-Oct	312,000.00		
	2,600,000.00		
	25,410.00		
	2,937,410.00		**2,937,410.00**
			24,478.42
23-Nov	-		
23-Dec	2,896.30		
	5,720.00		
	14,468.96		
	37,400.00		
	46,640.88		
	51,286.84		
	58,449.60		
	304,665.90		
	13,263.56		

		534,792.04		**3,472,202.04**	
				28,935.02	**New amort**
				(Oct/Nov/Dec booked in Dec)	

	24-May	**3,240,721.88**	**May Bal**		231,480.14
	24-Jun	(28,935.02)			3,240,721.90
(50,916.11)		(21,981.10)			
		5,673,669.53	**Est Jun**		**New Debt Fees Jun24**
	24-Jul	(28,935.02)		**24-Jun**	2,112,500.00
		(21,981.10)			12,505.00
		5,622,753.42	**Est Jul**		50,468.76
					50,000.00
				24-Jul	1,640.00
					256,750.00
				Current fees	**2,483,863.76**
				Est amort	**21,981.10**
				Not booked yet	

Oracle Actuals		**End Bal**	**Activity**
	May	3,240,721.88	
	Jun	5,437,260.62	2,196,538.74
as of 7/15	Jul	5,695,650.62	258,390.00
	Diff	(236,408.90)	

Atmos Energy Corporation
Monthly Capital Structure Report

Jun 30, 2024

Currency: USD
Account=1650 (Prepayments), Sub Accounts=13201 and 13210 (Prepaid admin fee BBT 200mm and CA 200MM)

Sub Account	30-Jun-23 Actual	31-Jul-23 Actual	31-Aug-23 Actual	30-Sep-23 Actual	31-Oct-23 Actual	30-Nov-23 Actual	31-Dec-23 Actual	31-Jan-24 Actual	29-Feb-24 Actual	31-Mar-24 Actual	30-Apr-24 Actual	31-May-24 Actual	30-Jun-24 Actual
Balance													
Trial Balance													
13201 Prepaid admin fee BBT 200mm	0.00	0.00	0.00	0.00	0.00	0.00	0.00	0.00	0.00	0.00	0.00	0.00	0.00
13210 Prepaid admin fee CA 200mm	0.00	0.00	0.00	0.00	0.00	0.00	0.00	0.00	0.00	0.00	0.00	0.00	0.00
Total	0.00	0.00	0.00	0.00	0.00	0.00	0.00	0.00	0.00	0.00	0.00	0.00	0.00
	-	-	-	-	-	-	-	-	-	-	-	-	-

Sub Account	30-Jun-23 Actual	31-Jul-23 Actual	31-Aug-23 Actual	30-Sep-23 Actual	31-Oct-23 Actual	30-Nov-23 Actual	31-Dec-23 Actual	31-Jan-24 Actual	29-Feb-24 Actual	31-Mar-24 Actual	30-Apr-24 Actual	31-May-24 Actual	30-Jun-24 Actual
Activity													
Trial Balance													
13201 Prepaid admin fee BBT 200mm	0.00	0.00	0.00	0.00	0.00	0.00	0.00	0.00	0.00	0.00	0.00	0.00	-
13210 Prepaid admin fee CA 200mm	0.00	0.00	0.00	0.00	0.00	0.00	0.00	0.00	0.00	0.00	0.00	0.00	0.00
Total	0.00	0.00	0.00	0.00	0.00	0.00	0.00	0.00	0.00	0.00	0.00	0.00	0.00
	-	-	-	-	-	-	-	-	-	-	-	-	-

Atmos Energy Corporation
Monthly Capital Structure Report
Jun 30, 2024

Currency: USD
Account=1860 (Prepayments), Sub Account=13210 (Prepaid admin fee Credit AG 200mm)

Sub Account	31-May Actual	30-Jun Actual	31-Jul Actual	31-Aug Actual	30-Sep Actual	31-Oct Actual	30-Nov Actual	31-Dec Actual	31-Jan Actual	28-Feb Actual	31-Mar Actual	30-Apr Actual	31-May Actual
Balance													
Trial Balance													
13210 Prepaid admin fee CA 200mm	-	-	-	-	-	-	-	-	-	-	-	-	-
Total	-	-	-	-	-	-	-	-	-	-	-	-	-
	-	-	-	-	-	-	-	-	-	-	-	-	-

Sub Account	31-May Actual	30-Jun Actual	31-Jul Actual	31-Aug Actual	30-Sep Actual	31-Oct Actual	30-Nov Actual	31-Dec Actual	31-Jan Actual	28-Feb Actual	31-Mar Actual	30-Apr Actual	31-May Actual
Activity													
Trial Balance													
13210 Prepaid admin fee CA 200mm	-	-	-	-	-	-	-	-	-	-	-	-	-
Total	-	-	-	-	-	-	-	-	-	-	-	-	-
	-	-	-	-	-	-	-	-	-	-	-	-	-

Last activity was April-22

Atmos Energy Corporation
Monthly Capital Structure Report

Jun 30, 2024

Currency: USD
Account=2240, Sub Account=27002

Sub Account	30-Jun-23 Actual	31-Jul-23 Actual	31-Aug-23 Actual	30-Sep-23 Actual	31-Oct-23 Actual	30-Nov-23 Actual	31-Dec-23 Actual	31-Jan-24 Actual	29-Feb-24 Actual	31-Mar-24 Actual	30-Apr-24 Actual	31-May-24 Actual	30-Jun-24 Actual
Balance													
Trial Balance													
Other long-Term - 842 Real Estate Lease - Distribution 2240-27002	50,765,713.43	50,641,903.17	50,517,723.53	50,393,173.14	50,304,358.64	50,178,668.12	50,052,182.91	49,925,332.74	49,798,116.50	49,670,054.08	49,541,621.31	49,412,816.90	49,282,617.44
	-	-	-	-	-	-	-	-	-	-	-	-	-

Activity by Month

Account=1890 (Unamortized Loss on Reacquired Debt)

	30-Jun-23 Actual	31-Jul-23 Actual	31-Aug-23 Actual	30-Sep-23 Actual	31-Oct-23 Actual	30-Nov-23 Actual	31-Dec-23 Actual	31-Jan-24 Actual	29-Feb-24 Actual	31-Mar-24 Actual	30-Apr-24 Actual	31-May-24 Actual	30-Jun-24 Actual
Trial Balance													
13531 250MM 6.35% due Jun-17	-	-	-	-	-	-	-	-	-	-	-	-	-
13533 8.5 percent Senior notes due 2009-450M	-	-	-	-	-	-	-	-	-	-	-	-	-
19100 Retirement of MVG Debt	(13,988.35)	(13,988.35)	(13,988.35)	(13,988.35)	(13,988.35)	(13,988.35)	(13,988.35)	(13,988.35)	(13,988.35)	(13,988.26)	(13,988.35)	(13,988.35)	(13,988.35)
19105 Retirement Premium on NP Series Q	-	-	-	-	-	-	-	-	-	-	-	-	-
19107 Retirement Premium on NP Series T	-	-	-	-	-	-	-	-	-	-	-	-	-
19108 Retirement Premium on NP Series U	-	-	-	-	-	-	-	-	-	-	-	-	-
19110 Retirement Premium on FMB Series P	-	-	-	-	-	-	-	-	-	-	-	-	-
19113 Retirement Premium on NP Series J	-	-	-	-	-	-	-	-	-	-	-	-	-
TOTAL	(13,988.35)	(13,988.35)	(13,988.35)	(13,988.35)	(13,988.35)	(13,988.35)	(13,988.35)	(13,988.35)	(13,988.35)	(13,988.26)	(13,988.35)	(13,988.35)	(13,988.35)
	-	-	-	-	-	-	-	-	-	-	-	-	-

Balance by Month

Account=1890 (Unamortized Loss on Reacquired Debt)

	30-Jun-23 Actual	31-Jul-23 Actual	31-Aug-23 Actual	30-Sep-23 Actual	31-Oct-23 Actual	30-Nov-23 Actual	31-Dec-23 Actual	31-Jan-24 Actual	29-Feb-24 Actual	31-Mar-24 Actual	30-Apr-24 Actual	31-May-24 Actual	30-Jun-24 Actual
Trial Balance													
13531 250MM 6.35% due Jun-17	-	-	-	-	-	-	-	-	-	-	-	-	-
13533 8.5 percent Senior notes due 2009-450M	-	-	-	-	-	-	-	-	-	-	-	-	-
19100 Retirement of MVG Debt	3,280,266.85	3,266,278.50	3,252,290.15	3,238,301.80	3,224,313.45	3,210,325.10	3,196,336.75	3,182,348.40	3,168,360.05	3,154,371.79	3,140,383.44	3,126,395.09	3,112,406.74
19105 Retirement Premium on NP Series Q	(0.21)	(0.21)	(0.21)	(0.21)	(0.21)	(0.21)	(0.21)	(0.21)	(0.21)	(0.21)	(0.21)	(0.21)	(0.21)
19107 Retirement Premium on NP Series T	(0.34)	(0.34)	(0.34)	(0.34)	(0.34)	(0.34)	(0.34)	(0.34)	(0.34)	(0.34)	(0.34)	(0.34)	(0.34)
19108 Retirement Premium on NP Series U	0.47	0.47	0.47	0.47	0.47	0.47	0.47	0.47	0.47	0.47	0.47	0.47	0.47
19110 Retirement Premium on FMB Series P	0.00	0.00	0.00	0.00	0.00	0.00	0.00	0.00	0.00	0.00	0.00	0.00	0.00
19113 Retirement Premium on NP Series J	0.11	0.11	0.11	0.11	0.11	0.11	0.11	0.11	0.11	0.11	0.11	0.11	0.11
TOTAL	3,280,266.88	3,266,278.53	3,252,290.18	3,238,301.83	3,224,313.48	3,210,325.13	3,196,336.78	3,182,348.43	3,168,360.08	3,154,371.82	3,140,383.47	3,126,395.12	3,112,406.77

Amortization Schedule

GL# 010.0000.2150.20102.002000

	(Gain) Loss	Years	Annual Amort	5 years Amort Nov 2004-Oct 2009	5 years Amort Nov 2009-Oct 2014	20 years Amort Nov 2014-Oct 2034	Total to Amort Nov 2004-Oct 2034
SunTrust	(63,003.00)	30	(2,100.10)	(10,500.50)	(10,500.50)	(42,002.00)	(63,003.00)
JP Morgan	(148,409.00)	30	(4,946.97)	(24,734.83)	(24,734.83)	(98,939.33)	(148,409.00)
Merrill Lynch	-	5	-	-	-	-	-
Merrill Lynch	32,377,932.00	10	3,237,793.20	16,188,966.00	16,188,966.00	-	32,377,932.00
Total	32,166,520.00		3,230,746.13	16,153,730.67	16,153,730.67	(140,941.33)	32,166,520.00
			# months to Amort	60	60	240	

				DR (CR)	DR (CR)	DR (CR)
LT Int Exp	**Monthly Amort**			**269,228.84**	**269,228.84**	**(587.26)**
2830.28206	**Def State Tax**	2.30%		**(6,192.26)**	**(6,192.26)**	**13.51**
2830.28201	**Def Fed Tax**	34.20%		**(92,076.26)**	**(92,076.26)**	**200.84**
		20.52%				

new rates as of 06/30/20	
Def State Tax	1.80%
Def Fed Tax	20.62%
	22.422%

T-Lock Settlement

						Net OCI	**Def State Tax**	**Def Fed Tax**
							2.30%	34.20%
		2150.20102	**2150.20102**	**2150.20102**	**2150.20102**	**2150.20102**	**2830.28206**	**2830.28201**
		Amort	T-Lock Settlement	Def Tax Adj	Def Taxes	Net of Tax	Adjustment	Adjustment
		DR (CR)	DR (CR)	DR (CR)	DR (CR)		DR (CR)	DR (CR)
Balance at Oct 31, 2004	Oct-04		32,166,520.00		(7,212,377.11)	24,954,142.89	-	-
	Oct-19	587.26	(105,706.00)	(131.67)	23,701.40	(82,004.60)	10.57	121.10
	Nov-19	587.26	(105,118.74)	(131.67)	23,569.72	(81,549.02)	10.57	121.10
	Dec-19	587.26	(104,531.49)	(131.67)	23,438.05	(81,093.44)	10.57	121.10
	Jan-20	587.26	(103,944.23)	(131.67)	23,306.38	(80,637.86)	10.57	121.10
	Feb-20	587.26	(103,356.98)	(131.67)	23,174.70	(80,182.28)	10.57	121.10
	Mar-20	587.26	(102,769.72)	(131.67)	23,043.03	(79,726.70)	10.57	121.10
	Apr-20	587.26	(102,182.47)	(131.67)	22,911.35	(79,271.11)	10.57	121.10
	May-20	587.26	(101,595.21)	(131.67)	22,779.68	(78,815.53)	10.57	121.10
	Jun-20	587.26	(101,007.96)	(131.67)	22,648.00	(78,359.95)	10.57	121.10
	Jul-20	587.26	(100,420.70)	(131.67)	22,516.33	(77,904.37)	10.57	121.10
	Aug-20	587.26	(99,833.44)	(131.67)	22,384.65	(77,448.79)	10.57	121.10
	Sep-20	587.26	(99,246.19)	(131.67)	22,252.98	(76,993.21)	10.57	121.10
	Oct-20	587.26	(98,658.93)	(131.67)	22,121.31	(76,537.63)	10.57	121.10
	Nov-20	587.26	(98,071.68)	(131.67)	21,989.63	(76,082.05)	10.57	121.10
	Dec-20	587.26	(97,484.42)	(131.67)	21,857.96	(75,626.47)	10.57	121.10
	Jan-21	587.26	(96,897.17)	(131.67)	21,726.28	(75,170.88)	10.57	121.10
	Feb-21	587.26	(96,309.91)	(131.67)	21,594.61	(74,715.30)	10.57	121.10
	Mar-21	587.26	(95,722.66)	(131.67)	21,462.93	(74,259.72)	10.57	121.10
	Apr-21	587.26	(95,135.40)	(131.67)	21,331.26	(73,804.14)	10.57	121.10
	May-21	587.26	(94,548.14)	(131.67)	21,199.58	(73,348.56)	10.57	121.10
	Jun-21	587.26	(93,960.89)	(131.67)	21,067.91	(72,892.98)	10.57	121.10
	Jul-21	587.26	(93,373.63)	(131.67)	20,936.24	(72,437.40)	10.57	121.10
	Aug-21	587.26	(92,786.38)	(131.67)	20,804.56	(71,981.82)	10.57	121.10
	Sep-21	587.26	(92,199.12)	(131.67)	20,672.89	(71,526.24)	10.57	121.10
	Oct-21	587.26	(91,611.87)	(131.67)	20,541.21	(71,070.65)	10.57	121.10
	Nov-21	587.26	(91,024.61)	(131.67)	20,409.54	(70,615.07)	10.57	121.10
	Dec-21	587.26	(90,437.36)	(131.67)	20,277.86	(70,159.49)	10.57	121.10
	Jan-22	587.26	(89,850.10)	(131.67)	20,146.19	(69,703.91)	10.57	121.10
	Feb-22	587.26	(89,262.84)	(131.67)	20,014.51	(69,248.33)	10.57	121.10
	Mar-22	587.26	(88,675.59)	(131.67)	19,882.84	(68,792.75)	10.57	121.10
	Apr-22	587.26	(88,088.33)	(131.67)	19,751.17	(68,337.17)	10.57	121.10
	May-22	587.26	(87,501.08)	(131.67)	19,619.49	(67,881.59)	10.57	121.10
	Jun-22	587.26	(86,913.82)	(131.67)	19,487.82	(67,426.01)	10.57	121.10
	Jul-22	587.26	(86,326.57)	(131.67)	19,356.14	(66,970.42)	10.57	121.10
	Aug-22	587.26	(85,739.31)	(131.67)	19,224.47	(66,514.84)	10.57	121.10
	Sep-22	587.26	(85,152.06)	(131.67)	19,092.79	(66,059.26)	10.57	121.10
	Oct-22	587.26	(84,564.80)	(131.67)	18,961.12	(65,603.68)	10.57	121.10
	Nov-22	587.26	(83,977.54)	(131.67)	18,829.45	(65,148.10)	10.57	121.10
	Dec-22	587.26	(83,390.29)	(131.67)	18,697.77	(64,692.52)	10.57	121.10
	Jan-23	587.26	(82,803.03)	(131.67)	18,566.10	(64,236.94)	10.57	121.10
	Feb-23	587.26	(82,215.78)	(131.67)	18,434.42	(63,781.36)	10.57	121.10
	Mar-23	587.26	(81,628.52)	(131.67)	18,302.75	(63,325.77)	10.57	121.10
	Apr-23	587.26	(81,041.27)	(131.67)	18,171.07	(62,870.19)	10.57	121.10
	May-23	587.26	(80,454.01)	(131.67)	18,039.40	(62,414.61)	10.57	121.10
	Jun-23	587.26	(79,866.76)	(131.67)	17,907.72	(61,959.03)	10.57	121.10
	Jul-23	587.26	(79,279.50)	(131.67)	17,776.05	(61,503.45)	10.57	121.10
	Aug-23	587.26	(78,692.24)	(131.67)	17,644.38	(61,047.87)	10.57	121.10
	Sep-23	587.26	(78,104.99)	(131.67)	17,512.70	(60,592.29)	10.57	121.10
	Oct-23	587.26	(77,517.73)	(131.67)	17,381.03	(60,136.71)	10.57	121.10
	Nov-23	587.26	(76,930.48)	(131.67)	17,249.35	(59,681.13)	10.57	121.10
	Dec-23	587.26	(76,343.22)	(131.67)	17,117.68	(59,225.54)	10.57	121.10
	Jan-24	587.26	(75,755.97)	(131.67)	16,986.00	(58,769.96)	10.57	121.10
	Feb-24	587.26	(75,168.71)	(131.67)	16,854.33	(58,314.38)	10.57	121.10
	Mar-24	587.26	(74,581.46)	(131.67)	16,722.65	(57,858.80)	10.57	121.10
	Apr-24	587.26	(73,994.20)	(131.67)	16,590.98	(57,403.22)	10.57	121.10

36.50%	20.517%	22.817%		
	Balance to Amortize	**Balance to Amortize**		
	(211,412.00)	**32,377,932.00**		
	30 YR	**10 YR**	**Bal 30 YR**	**Bal 10 Yr**
	(587.26)		(105,706.00)	
	(587.26)		(105,118.74)	
	(587.26)		(104,531.49)	
	(587.26)		(103,944.23)	
	(587.26)		(103,356.98)	
	(587.26)		(102,769.72)	
	(587.26)		(102,182.47)	
	(587.26)		(101,595.21)	
	(587.26)		(101,007.96)	
	(587.26)		(100,420.70)	
	(587.26)		(99,833.44)	
	(587.26)		(99,246.19)	
	(587.26)		(98,658.93)	
	(587.26)		(98,071.68)	
	(587.26)		(97,484.42)	
	(587.26)		(96,897.17)	
	(587.26)		(96,309.91)	
	(587.26)		(95,722.66)	
	(587.26)		(95,135.40)	
	(587.26)		(94,548.14)	
	(587.26)		(93,960.89)	
	(587.26)		(93,373.63)	
	(587.26)		(92,786.38)	
	(587.26)		(92,199.12)	
	(587.26)		(91,611.87)	
	(587.26)		(91,024.61)	
	(587.26)		(90,437.36)	
	(587.26)		(89,850.10)	
	(587.26)		(89,262.84)	
	(587.26)		(88,675.59)	
	(587.26)		(88,088.33)	
	(587.26)		(87,501.08)	
	(587.26)		(86,913.82)	
	(587.26)		(86,326.57)	
	(587.26)		(85,739.31)	
	(587.26)		(85,152.06)	
	(587.26)		(84,564.80)	
	(587.26)		(83,977.54)	
	(587.26)		(83,390.29)	
	(587.26)		(82,803.03)	
	(587.26)		(82,215.78)	
	(587.26)		(81,628.52)	
	(587.26)		(81,041.27)	
	(587.26)		(80,454.01)	
	(587.26)		(79,866.76)	
	(587.26)		(79,279.50)	
	(587.26)		(78,692.24)	
	(587.26)		(78,104.99)	
	(587.26)		(77,517.73)	
	(587.26)		(76,930.48)	
	(587.26)		(76,343.22)	
	(587.26)		(75,755.97)	
	(587.26)		(75,168.71)	
	(587.26)		(74,581.46)	
	(587.26)		(73,994.20)	

Amortization Schedule

GL# 010.0000.2150.20102.002000

	(Gain) Loss	Years	Annual Amort	5 years Amort Nov 2004-Oct 2009	5 years Amort Nov 2009-Oct 2014	20 years Amort Nov 2014-Oct 2034	Total to Amort Nov 2004-Oct 2034
SunTrust	(63,003.00)	30	(2,100.10)	(10,500.50)	(10,500.50)	(42,002.00)	(63,003.00)
JP Morgan	(148,409.00)	30	(4,946.97)	(24,734.83)	(24,734.83)	(98,939.33)	(148,409.00)
Merrill Lynch	-	5	-	-	-	-	-
Merrill Lynch	32,377,932.00	10	3,237,793.20	16,188,966.00	16,188,966.00	-	32,377,932.00
Total	32,166,520.00		3,230,746.13	16,153,730.67	16,153,730.67	(140,941.33)	32,166,520.00
			# months to Amort	60	60	240	
				DR (CR)	DR (CR)	DR (CR)	
	LT Int Exp		**Monthly Amort**	**269,228.84**	**269,228.84**	**(587.26)**	
	2830.28206		**Def State Tax**	**(6,192.26)**	**(6,192.26)**	**13.51**	
	2830.28201		**Def Fed Tax**	**(92,076.26)**	**(92,076.26)**	**200.84**	

2.30%		
34.20%		
20.52%		

new rates as of 06/30/20	
Def State Tax	1.80%
Def Fed Tax	20.62%
	22.422%

T-Lock Settlement

					Net OCI	**Def State Tax**	**Def Fed Tax**					
						2.30%	34.20%	36.50%	20.517%	22.817%		
	2150.20102	**2150.20102**	**2150.20102**	**2150.20102**	**2150.20102**	**2830.28206**	**2830.28201**		**Balance to Amortize**	**Balance to Amortize**		
	Amort	T-Lock Settlement	Def Tax Adj	Def Taxes	Net of Tax	Adjustment	Adjustment		**(211,412.00)**	**32,377,932.00**		
	DR (CR)	DR (CR)	DR (CR)	DR (CR)		DR (CR)	DR (CR)		**30 YR**	**10 YR**	**Bal 30 YR**	**Bal 10 Yr**
May-24	587.26	(73,406.94)	(131.67)	16,459.31	(56,947.64)	10.57	121.10		(587.26)		(73,406.94)	
Jun-24	587.26	(72,819.69)	(131.67)	16,327.63	(56,492.06)	10.57	121.10		(587.26)		(72,819.69)	
Jul-24	587.26	(72,232.43)	(131.67)	16,195.96	(56,036.48)	10.57	121.10		(587.26)		(72,232.43)	
Aug-24	587.26	(71,645.18)	(131.67)	16,064.28	(55,580.90)	10.57	121.10		(587.26)		(71,645.18)	
Sep-24	587.26	(71,057.92)	(131.67)	15,932.61	(55,125.31)	10.57	121.10		(587.26)		(71,057.92)	
Oct-24	587.26	(70,470.67)	(131.67)	15,800.93	(54,669.73)	10.57	121.10		(587.26)		(70,470.67)	
Nov-24	587.26	(69,883.41)	(131.67)	15,669.26	(54,214.15)	10.57	121.10		(587.26)		(69,883.41)	
Dec-24	587.26	(69,296.16)	(131.67)	15,537.58	(53,758.57)	10.57	121.10		(587.26)		(69,296.16)	
Jan-25	587.26	(68,708.90)	(131.67)	15,405.91	(53,302.99)	10.57	121.10		(587.26)		(68,708.90)	
Feb-25	587.26	(68,121.64)	(131.67)	15,274.24	(52,847.41)	10.57	121.10		(587.26)		(68,121.64)	
Mar-25	587.26	(67,534.39)	(131.67)	15,142.56	(52,391.83)	10.57	121.10		(587.26)		(67,534.39)	
Apr-25	587.26	(66,947.13)	(131.67)	15,010.89	(51,936.25)	10.57	121.10		(587.26)		(66,947.13)	
May-25	587.26	(66,359.88)	(131.67)	14,879.21	(51,480.67)	10.57	121.10		(587.26)		(66,359.88)	
Jun-25	587.26	(65,772.62)	(131.67)	14,747.54	(51,025.08)	10.57	121.10		(587.26)		(65,772.62)	
Jul-25	587.26	(65,185.37)	(131.67)	14,615.86	(50,569.50)	10.57	121.10		(587.26)		(65,185.37)	
Aug-25	587.26	(64,598.11)	(131.67)	14,484.19	(50,113.92)	10.57	121.10		(587.26)		(64,598.11)	
Sep-25	587.26	(64,010.86)	(131.67)	14,352.51	(49,658.34)	10.57	121.10		(587.26)		(64,010.86)	
Oct-25	587.26	(63,423.60)	(131.67)	14,220.84	(49,202.76)	10.57	121.10		(587.26)		(63,423.60)	
Nov-25	587.26	(62,836.34)	(131.67)	14,089.17	(48,747.18)	10.57	121.10		(587.26)		(62,836.34)	
Dec-25	587.26	(62,249.09)	(131.67)	13,957.49	(48,291.60)	10.57	121.10		(587.26)		(62,249.09)	
Jan-26	587.26	(61,661.83)	(131.67)	13,825.82	(47,836.02)	10.57	121.10		(587.26)		(61,661.83)	
Feb-26	587.26	(61,074.58)	(131.67)	13,694.14	(47,380.44)	10.57	121.10		(587.26)		(61,074.58)	
Mar-26	587.26	(60,487.32)	(131.67)	13,562.47	(46,924.85)	10.57	121.10		(587.26)		(60,487.32)	
Apr-26	587.26	(59,900.07)	(131.67)	13,430.79	(46,469.27)	10.57	121.10		(587.26)		(59,900.07)	
May-26	587.26	(59,312.81)	(131.67)	13,299.12	(46,013.69)	10.57	121.10		(587.26)		(59,312.81)	
Jun-26	587.26	(58,725.56)	(131.67)	13,167.44	(45,558.11)	10.57	121.10		(587.26)		(58,725.56)	
Jul-26	587.26	(58,138.30)	(131.67)	13,035.77	(45,102.53)	10.57	121.10		(587.26)		(58,138.30)	
Aug-26	587.26	(57,551.04)	(131.67)	12,904.10	(44,646.95)	10.57	121.10		(587.26)		(57,551.04)	
Sep-26	587.26	(56,963.79)	(131.67)	12,772.42	(44,191.37)	10.57	121.10		(587.26)		(56,963.79)	
Oct-26	587.26	(56,376.53)	(131.67)	12,640.75	(43,735.79)	10.57	121.10		(587.26)		(56,376.53)	
Nov-26	587.26	(55,789.28)	(131.67)	12,509.07	(43,280.21)	10.57	121.10		(587.26)		(55,789.28)	
Dec-26	587.26	(55,202.02)	(131.67)	12,377.40	(42,824.62)	10.57	121.10		(587.26)		(55,202.02)	
Jan-27	587.26	(54,614.77)	(131.67)	12,245.72	(42,369.04)	10.57	121.10		(587.26)		(54,614.77)	
Feb-27	587.26	(54,027.51)	(131.67)	12,114.05	(41,913.46)	10.57	121.10		(587.26)		(54,027.51)	
Mar-27	587.26	(53,440.26)	(131.67)	11,982.37	(41,457.88)	10.57	121.10		(587.26)		(53,440.26)	
Apr-27	587.26	(52,853.00)	(131.67)	11,850.70	(41,002.30)	10.57	121.10		(587.26)		(52,853.00)	
May-27	587.26	(52,265.74)	(131.67)	11,719.03	(40,546.72)	10.57	121.10		(587.26)		(52,265.74)	
Jun-27	587.26	(51,678.49)	(131.67)	11,587.35	(40,091.14)	10.57	121.10		(587.26)		(51,678.49)	
Jul-27	587.26	(51,091.23)	(131.67)	11,455.68	(39,635.56)	10.57	121.10		(587.26)		(51,091.23)	
Aug-27	587.26	(50,503.98)	(131.67)	11,324.00	(39,179.98)	10.57	121.10		(587.26)		(50,503.98)	
Sep-27	587.26	(49,916.72)	(131.67)	11,192.33	(38,724.39)	10.57	121.10		(587.26)		(49,916.72)	
Oct-27	587.26	(49,329.47)	(131.67)	11,060.65	(38,268.81)	10.57	121.10		(587.26)		(49,329.47)	
Nov-27	587.26	(48,742.21)	(131.67)	10,928.98	(37,813.23)	10.57	121.10		(587.26)		(48,742.21)	
Dec-27	587.26	(48,154.96)	(131.67)	10,797.30	(37,357.65)	10.57	121.10		(587.26)		(48,154.96)	
Jan-28	587.26	(47,567.70)	(131.67)	10,665.63	(36,902.07)	10.57	121.10		(587.26)		(47,567.70)	
Feb-28	587.26	(46,980.44)	(131.67)	10,533.96	(36,446.49)	10.57	121.10		(587.26)		(46,980.44)	
Mar-28	587.26	(46,393.19)	(131.67)	10,402.28	(35,990.91)	10.57	121.10		(587.26)		(46,393.19)	
Apr-28	587.26	(45,805.93)	(131.67)	10,270.61	(35,535.33)	10.57	121.10		(587.26)		(45,805.93)	
May-28	587.26	(45,218.68)	(131.67)	10,138.93	(35,079.75)	10.57	121.10		(587.26)		(45,218.68)	
Jun-28	587.26	(44,631.42)	(131.67)	10,007.26	(34,624.16)	10.57	121.10		(587.26)		(44,631.42)	
Jul-28	587.26	(44,044.17)	(131.67)	9,875.58	(34,168.58)	10.57	121.10		(587.26)		(44,044.17)	
Aug-28	587.26	(43,456.91)	(131.67)	9,743.91	(33,713.00)	10.57	121.10		(587.26)		(43,456.91)	
Sep-28	587.26	(42,869.66)	(131.67)	9,612.23	(33,257.42)	10.57	121.10		(587.26)		(42,869.66)	
Oct-28	587.26	(42,282.40)	(131.67)	9,480.56	(32,801.84)	10.57	121.10		(587.26)		(42,282.40)	
Nov-28	587.26	(41,695.14)	(131.67)	9,348.89	(32,346.26)	10.57	121.10		(587.26)		(41,695.14)	
Dec-28	587.26	(41,107.89)	(131.67)	9,217.21	(31,890.68)	10.57	121.10		(587.26)		(41,107.89)	

Amortization Schedule

GL# 010.0000.2150.20102.002000

	(Gain) Loss	Years	Annual Amort	5 years Amort Nov 2004-Oct 2009	5 years Amort Nov 2009-Oct 2014	20 years Amort Nov 2014-Oct 2034	Total to Amort Nov 2004-Oct 2034
SunTrust	(63,003.00)	30	(2,100.10)	(10,500.50)	(10,500.50)	(42,002.00)	(63,003.00)
JP Morgan	(148,409.00)	30	(4,946.97)	(24,734.83)	(24,734.83)	(98,939.33)	(148,409.00)
Merrill Lynch	-	5	-	-	-	-	-
Merrill Lynch	32,377,932.00	10	3,237,793.20	16,188,966.00	16,188,966.00	-	32,377,932.00
Total	32,166,520.00		3,230,746.13	16,153,730.67	16,153,730.67	(140,941.33)	32,166,520.00
			# months to Amort	60	60	240	
				DR (CR)	DR (CR)	DR (CR)	
		LT Int Exp	**Monthly Amort**	**269,228.84**	**269,228.84**	**(587.26)**	
		2830.28206	**Def State Tax**	**(6,192.26)**	**(6,192.26)**	**13.51**	
		2830.28201	**Def Fed Tax**	**(92,076.26)**	**(92,076.26)**	**200.84**	

2.30%		
34.20%		
20.52%		

new rates as of 06/30/20	
Def State Tax	1.80%
Def Fed Tax	20.62%
	22.422%

T-Lock Settlement

					Net OCI	**Def State Tax**	**Def Fed Tax**
						2.30%	34.20%
	2150.20102	**2150.20102**	**2150.20102**	**2150.20102**	**2150.20102**	**2830.28206**	**2830.28201**
	Amort	T-Lock Settlement	Def Tax Adj	Def Taxes	Net of Tax	Adjustment	Adjustment
	DR (CR)	DR (CR)	DR (CR)	DR (CR)		DR (CR)	DR (CR)
Jan-29	587.26	(40,520.63)	(131.67)	9,085.54	(31,435.10)	10.57	121.10
Feb-29	587.26	(39,933.38)	(131.67)	8,953.86	(30,979.52)	10.57	121.10
Mar-29	587.26	(39,346.12)	(131.67)	8,822.19	(30,523.93)	10.57	121.10
Apr-29	587.26	(38,758.87)	(131.67)	8,690.51	(30,068.35)	10.57	121.10
May-29	587.26	(38,171.61)	(131.67)	8,558.84	(29,612.77)	10.57	121.10
Jun-29	587.26	(37,584.36)	(131.67)	8,427.16	(29,157.19)	10.57	121.10
Jul-29	587.26	(36,997.10)	(131.67)	8,295.49	(28,701.61)	10.57	121.10
Aug-29	587.26	(36,409.84)	(131.67)	8,163.82	(28,246.03)	10.57	121.10
Sep-29	587.26	(35,822.59)	(131.67)	8,032.14	(27,790.45)	10.57	121.10
Oct-29	587.26	(35,235.33)	(131.67)	7,900.47	(27,334.87)	10.57	121.10
Nov-29	587.26	(34,648.08)	(131.67)	7,768.79	(26,879.29)	10.57	121.10
Dec-29	587.26	(34,060.82)	(131.67)	7,637.12	(26,423.70)	10.57	121.10
Jan-30	587.26	(33,473.57)	(131.67)	7,505.44	(25,968.12)	10.57	121.10
Feb-30	587.26	(32,886.31)	(131.67)	7,373.77	(25,512.54)	10.57	121.10
Mar-30	587.26	(32,299.06)	(131.67)	7,242.09	(25,056.96)	10.57	121.10
Apr-30	587.26	(31,711.80)	(131.67)	7,110.42	(24,601.38)	10.57	121.10
May-30	587.26	(31,124.54)	(131.67)	6,978.75	(24,145.80)	10.57	121.10
Jun-30	587.26	(30,537.29)	(131.67)	6,847.07	(23,690.22)	10.57	121.10
Jul-30	587.26	(29,950.03)	(131.67)	6,715.40	(23,234.64)	10.57	121.10
Aug-30	587.26	(29,362.78)	(131.67)	6,583.72	(22,779.06)	10.57	121.10
Sep-30	587.26	(28,775.52)	(131.67)	6,452.05	(22,323.47)	10.57	121.10
Oct-30	587.26	(28,188.27)	(131.67)	6,320.37	(21,867.89)	10.57	121.10
Nov-30	587.26	(27,601.01)	(131.67)	6,188.70	(21,412.31)	10.57	121.10
Dec-30	587.26	(27,013.76)	(131.67)	6,057.02	(20,956.73)	10.57	121.10
Jan-31	587.26	(26,426.50)	(131.67)	5,925.35	(20,501.15)	10.57	121.10
Feb-31	587.26	(25,839.24)	(131.67)	5,793.68	(20,045.57)	10.57	121.10
Mar-31	587.26	(25,251.99)	(131.67)	5,662.00	(19,589.99)	10.57	121.10
Apr-31	587.26	(24,664.73)	(131.67)	5,530.33	(19,134.41)	10.57	121.10
May-31	587.26	(24,077.48)	(131.67)	5,398.65	(18,678.83)	10.57	121.10
Jun-31	587.26	(23,490.22)	(131.67)	5,266.98	(18,223.24)	10.57	121.10
Jul-31	587.26	(22,902.97)	(131.67)	5,135.30	(17,767.66)	10.57	121.10
Aug-31	587.26	(22,315.71)	(131.67)	5,003.63	(17,312.08)	10.57	121.10
Sep-31	587.26	(21,728.46)	(131.67)	4,871.95	(16,856.50)	10.57	121.10
Oct-31	587.26	(21,141.20)	(131.67)	4,740.28	(16,400.92)	10.57	121.10
Nov-31	587.26	(20,553.94)	(131.67)	4,608.61	(15,945.34)	10.57	121.10
Dec-31	587.26	(19,966.69)	(131.67)	4,476.93	(15,489.76)	10.57	121.10
Jan-32	587.26	(19,379.43)	(131.67)	4,345.26	(15,034.18)	10.57	121.10
Feb-32	587.26	(18,792.18)	(131.67)	4,213.58	(14,578.60)	10.57	121.10
Mar-32	587.26	(18,204.92)	(131.67)	4,081.91	(14,123.01)	10.57	121.10
Apr-32	587.26	(17,617.67)	(131.67)	3,950.23	(13,667.43)	10.57	121.10
May-32	587.26	(17,030.41)	(131.67)	3,818.56	(13,211.85)	10.57	121.10
Jun-32	587.26	(16,443.16)	(131.67)	3,686.88	(12,756.27)	10.57	121.10
Jul-32	587.26	(15,855.90)	(131.67)	3,555.21	(12,300.69)	10.57	121.10
Aug-32	587.26	(15,268.64)	(131.67)	3,423.54	(11,845.11)	10.57	121.10
Sep-32	587.26	(14,681.39)	(131.67)	3,291.86	(11,389.53)	10.57	121.10
Oct-32	587.26	(14,094.13)	(131.67)	3,160.19	(10,933.95)	10.57	121.10
Nov-32	587.26	(13,506.88)	(131.67)	3,028.51	(10,478.37)	10.57	121.10
Dec-32	587.26	(12,919.62)	(131.67)	2,896.84	(10,022.78)	10.57	121.10
Jan-33	587.26	(12,332.37)	(131.67)	2,765.16	(9,567.20)	10.57	121.10
Feb-33	587.26	(11,745.11)	(131.67)	2,633.49	(9,111.62)	10.57	121.10
Mar-33	587.26	(11,157.86)	(131.67)	2,501.81	(8,656.04)	10.57	121.10
Apr-33	587.26	(10,570.60)	(131.67)	2,370.14	(8,200.46)	10.57	121.10
May-33	587.26	(9,983.34)	(131.67)	2,238.47	(7,744.88)	10.57	121.10
Jun-33	587.26	(9,396.09)	(131.67)	2,106.79	(7,289.30)	10.57	121.10
Jul-33	587.26	(8,808.83)	(131.67)	1,975.12	(6,833.72)	10.57	121.10
Aug-33	587.26	(8,221.58)	(131.67)	1,843.44	(6,378.14)	10.57	121.10

36.50%	20.517%	22.817%		
	Balance to Amortize	**Balance to Amortize**		
	(211,412.00)	**32,377,932.00**		
	30 YR	**10 YR**	**Bal 30 YR**	**Bal 10 Yr**
	(587.26)		(40,520.63)	
	(587.26)		(39,933.38)	
	(587.26)		(39,346.12)	
	(587.26)		(38,758.87)	
	(587.26)		(38,171.61)	
	(587.26)		(37,584.36)	
	(587.26)		(36,997.10)	
	(587.26)		(36,409.84)	
	(587.26)		(35,822.59)	
	(587.26)		(35,235.33)	
	(587.26)		(34,648.08)	
	(587.26)		(34,060.82)	
	(587.26)		(33,473.57)	
	(587.26)		(32,886.31)	
	(587.26)		(32,299.06)	
	(587.26)		(31,711.80)	
	(587.26)		(31,124.54)	
	(587.26)		(30,537.29)	
	(587.26)		(29,950.03)	
	(587.26)		(29,362.78)	
	(587.26)		(28,775.52)	
	(587.26)		(28,188.27)	
	(587.26)		(27,601.01)	
	(587.26)		(27,013.76)	
	(587.26)		(26,426.50)	
	(587.26)		(25,839.24)	
	(587.26)		(25,251.99)	
	(587.26)		(24,664.73)	
	(587.26)		(24,077.48)	
	(587.26)		(23,490.22)	
	(587.26)		(22,902.97)	
	(587.26)		(22,315.71)	
	(587.26)		(21,728.46)	
	(587.26)		(21,141.20)	
	(587.26)		(20,553.94)	
	(587.26)		(19,966.69)	
	(587.26)		(19,379.43)	
	(587.26)		(18,792.18)	
	(587.26)		(18,204.92)	
	(587.26)		(17,617.67)	
	(587.26)		(17,030.41)	
	(587.26)		(16,443.16)	
	(587.26)		(15,855.90)	
	(587.26)		(15,268.64)	
	(587.26)		(14,681.39)	
	(587.26)		(14,094.13)	
	(587.26)		(13,506.88)	
	(587.26)		(12,919.62)	
	(587.26)		(12,332.37)	
	(587.26)		(11,745.11)	
	(587.26)		(11,157.86)	
	(587.26)		(10,570.60)	
	(587.26)		(9,983.34)	
	(587.26)		(9,396.09)	
	(587.26)		(8,808.83)	
	(587.26)		(8,221.58)	

Amortization Schedule

GL# 010.0000.2150.20102.002000

	(Gain) Loss	Years	Annual Amort	5 years Amort Nov 2004-Oct 2009	5 years Amort Nov 2009-Oct 2014	20 years Amort Nov 2014-Oct 2034	Total to Amort Nov 2004-Oct 2034
SunTrust	(63,003.00)	30	(2,100.10)	(10,500.50)	(10,500.50)	(42,002.00)	(63,003.00)
JP Morgan	(148,409.00)	30	(4,946.97)	(24,734.83)	(24,734.83)	(98,939.33)	(148,409.00)
Merrill Lynch	-	5	-	-	-	-	-
Merrill Lynch	32,377,932.00	10	3,237,793.20	16,188,966.00	16,188,966.00	-	32,377,932.00
Total	32,166,520.00		3,230,746.13	16,153,730.67	16,153,730.67	(140,941.33)	32,166,520.00
			# months to Amort	60	60	240	

				DR (CR)	DR (CR)	DR (CR)
	LT Int Exp	**Monthly Amort**		**269,228.84**	**269,228.84**	**(587.26)**
	2830.28206	**Def State Tax**	2.30%	**(6,192.26)**	**(6,192.26)**	**13.51**
	2830.28201	**Def Fed Tax**	34.20%	**(92,076.26)**	**(92,076.26)**	**200.84**
			20.52%			

new rates as of 06/30/20	
Def State Tax	1.80%
Def Fed Tax	20.62%
	22.422%

T-Lock Settlement

					Net OCI	**Def State Tax**	**Def Fed Tax**
						2.30%	34.20%
	2150.20102	**2150.20102**	**2150.20102**	**2150.20102**	**2150.20102**	**2830.28206**	**2830.28201**
	Amort	T-Lock Settlement	Def Tax Adj	Def Taxes	Net of Tax	Adjustment	Adjustment
	DR (CR)	DR (CR)	DR (CR)	DR (CR)		DR (CR)	DR (CR)
Sep-33	587.26	(7,634.32)	(131.67)	1,711.77	(5,922.55)	10.57	121.10
Oct-33	587.26	(7,047.07)	(131.67)	1,580.09	(5,466.97)	10.57	121.10
Nov-33	587.26	(6,459.81)	(131.67)	1,448.42	(5,011.39)	10.57	121.10
Dec-33	587.26	(5,872.56)	(131.67)	1,316.74	(4,555.81)	10.57	121.10
Jan-34	587.26	(5,285.30)	(131.67)	1,185.07	(4,100.23)	10.57	121.10
Feb-34	587.26	(4,698.04)	(131.67)	1,053.40	(3,644.65)	10.57	121.10
Mar-34	587.26	(4,110.79)	(131.67)	921.72	(3,189.07)	10.57	121.10
Apr-34	587.26	(3,523.53)	(131.67)	790.05	(2,733.49)	10.57	121.10
May-34	587.26	(2,936.28)	(131.67)	658.37	(2,277.91)	10.57	121.10
Jun-34	587.26	(2,349.02)	(131.67)	526.70	(1,822.32)	10.57	121.10
Jul-34	587.26	(1,761.77)	(131.67)	395.02	(1,366.74)	10.57	121.10
Aug-34	587.26	(1,174.51)	(131.67)	263.35	(911.16)	10.57	121.10
Sep-34	587.26	(587.26)	(131.67)	131.67	(455.58)	10.57	121.10
Oct-34	587.26	(0.00)	(131.67)	(0.00)	(0.00)	10.57	121.10

36.50%	20.517%	22.817%		
	Balance to Amortize	**Balance to Amortize**		
	(211,412.00)	**32,377,932.00**		
	30 YR	**10 YR**	**Bal 30 YR**	**Bal 10 Yr**
	(587.26)		(7,634.32)	
	(587.26)		(7,047.07)	
	(587.26)		(6,459.81)	
	(587.26)		(5,872.56)	
	(587.26)		(5,285.30)	
	(587.26)		(4,698.04)	
	(587.26)		(4,110.79)	
	(587.26)		(3,523.53)	
	(587.26)		(2,936.28)	
	(587.26)		(2,349.02)	
	(587.26)		(1,761.77)	
	(587.26)		(1,174.51)	
	(587.26)		(587.26)	
	(587.26)		(0.00)	

Amortization Schedule

GL# 010.0000.2150.20104.002000

	(Gain) Loss	Years	Annual Amort	10 years Amort April 2009-Mar 2019			Total to Amort April 2009-Mar 2019
SunTrust	(1,937,702.25)	10	(193,770.23)	(1,937,702.25)	-	-	(1,937,702.25)
JP Morgan	-	30	-	-	-	-	-
Merrill Lynch	-	5	-	-	-	-	-
Merrill Lynch	1,160,366.57	10	116,036.66	1,160,366.57	-	-	1,160,366.57
Total	(777,335.68)		(77,733.57)	(777,335.68)	-	-	(777,335.68)
			# months to Amort	120	60	240	
				DR (CR)	DR (CR)	DR (CR)	
	LT Int Exp		**Monthly Amort**	**(6,477.80)**	**-**	**-**	
	2830.28206		**Def State Tax**	**148.99**	**-**	**-**	
	2830.28201		**Def Fed Tax**	**2,215.41**	**-**	**-**	

							2.30%	34.20%	36.50%	0.20517	0.22817
T-Lock Settlement						**Net OCI**	**Def State Tax**	**Def Fed Tax**			
		2150.20104 Amort DR (CR)	**2150.20104** T-Lock Settlement DR (CR)	**2150.20104** Def Tax Adj DR (CR)	**2150.20104** Def Taxes DR (CR)	**2150.20104** Net of Tax	**2830.28206** Adjustment DR (CR)	**2830.28201** Adjustment DR (CR)			
Balance at March 31, 2009	Mar-09		(777,335.68)		283,727.52	(493,608.16)	-	-			
	Jan-17	6,477.80	(168,422.73)	(2,364.40)	61,474.30	(106,948.43)	148.99	2,215.41			
	Feb-17	6,477.80	(161,944.93)	(2,364.40)	59,109.90	(102,835.03)	148.99	2,215.41			
	Mar-17	6,477.80	(155,467.14)	(2,364.40)	56,745.50	(98,721.63)	148.99	2,215.41			
	Apr-17	6,477.80	(148,989.34)	(2,364.40)	54,381.11	(94,608.23)	148.99	2,215.41			
	May-17	6,477.80	(142,511.54)	(2,364.40)	52,016.71	(90,494.83)	148.99	2,215.41			
	Jun-17	6,477.80	(136,033.74)	(2,364.40)	49,652.32	(86,381.43)	148.99	2,215.41			
	Jul-17	6,477.80	(129,555.95)	(2,364.40)	47,287.92	(82,268.03)	148.99	2,215.41			
	Aug-17	6,477.80	(123,078.15)	(2,364.40)	44,923.52	(78,154.62)	148.99	2,215.41			
	Sep-17	6,477.80	(116,600.35)	(2,364.40)	42,559.13	(74,041.22)	148.99	2,215.41			
	Oct-17	6,477.80	(110,122.55)	(2,364.40)	40,194.73	(69,927.82)	148.99	2,215.41			
	Nov-17	6,477.80	(103,644.76)	(2,364.40)	37,830.34	(65,814.42)	148.99	2,215.41			
	Dec-17	6,477.80	(97,166.96)	(2,364.40)	35,465.94	(61,701.02)	148.99	2,215.41			
	Jan-18	6,477.80	(90,689.16)	(1,478.04)	33,987.90	(56,701.26)	148.99	1,329.05			
	Feb-18	6,477.80	(84,211.37)	(1,478.04)	32,509.86	(51,701.50)	148.99	1,329.05			
	Mar-18	6,477.80	(77,733.57)	(1,478.04)	31,031.82	(46,701.74)	148.99	1,329.05			
	Apr-18	6,477.80	(71,255.77)	(1,478.04)	29,553.78	(41,701.99)	148.99	1,329.05			
	May-18	6,477.80	(64,777.97)	(1,478.04)	28,075.75	(36,702.23)	148.99	1,329.05			
	Jun-18	6,477.80	(58,300.18)	(1,478.04)	26,597.71	(31,702.47)	148.99	1,329.05			
	Jul-18	6,477.80	(51,822.38)	(1,478.04)	25,119.67	(26,702.71)	148.99	1,329.05			
	Aug-18	6,477.80	(45,344.58)	(1,478.04)	23,641.63	(21,702.95)	148.99	1,329.05			
	Sep-18	6,477.80	(38,866.78)	(1,478.04)	22,163.59	(16,703.19)	148.99	1,329.05			
	Oct-18	6,477.80	(32,388.99)	(1,478.04)	20,685.55	(11,703.44)	148.99	1,329.05			
	Nov-18	6,477.80	(25,911.19)	(1,478.04)	19,207.51	(6,703.68)	148.99	1,329.05			
	Dec-18	6,477.80	(19,433.39)	(1,478.04)	17,729.47	(1,703.92)	148.99	1,329.05			
	Jan-19	6,477.80	(12,955.59)	(1,478.04)	16,251.43	3,295.84	148.99	1,329.05			
	Feb-19	6,477.80	(6,477.80)	(1,478.04)	14,773.39	8,295.60	148.99	1,329.05			
	Mar-19	6,477.80	(0.00)	(1,478.04)	13,295.36	13,295.36	148.99	1,329.05			

Amortization Schedule
GL# 010.0000.2150.20105.002000

	(Gain) Loss	Years	Annual Amort	10 years Amort June 2011-May 2021	10 years Amort June 2021-May 2031	10 years Amort June 2031-May 2041	Total to Amort June 2011-May 2041
Morgan Stanley	(6,701,857.00)	30	(223,395.23)	(2,233,952.33)	(2,233,952.33)	(2,233,952.33)	(6,701,857.00)
Wells Fargo	(6,799,114.00)	30	(226,637.13)	(2,266,371.33)	(2,266,371.33)	(2,266,371.33)	(6,799,114.00)
BNP Paribas	(6,578,076.00)	30	(219,269.20)	(2,192,692.00)	(2,192,692.00)	(2,192,692.00)	(6,578,076.00)
Merrill Lynch	-	30	-	-	-	-	-
Total	(20,079,047.00)		(669,301.57)	(6,693,015.67)	(6,693,015.67)	(6,693,015.67)	(20,079,047.00)
			# months to Amort	120	120	120	
				DR (CR)	DR (CR)	DR (CR)	
		LT Int Exp	**Monthly Amort**	**(55,775.13)**	**(55,775.13)**	**(55,775.13)**	
		2830.xxxxx	**Def State Tax** 2.30%	**1,282.83**	**1,282.83**	**1,282.83**	
		2830.xxxxx	**Def Fed Tax** 34.20%	**19,075.09**	**19,075.09**	**19,075.09**	

new rates as of 06/30/20	
Def State Tax	1.80%
Def Fed Tax	20.62%
	22.422%

T-Lock Settlement

					Net OCI	**Def State Tax**	**Def Fed Tax**			
						2.30%	34.20%	36.50%	0.20517	0.22817
	2150.20105	**2150.20105**	**2150.20105**	**2150.20105**	**2150.20105**	**2830.28206**	**2830.28201**			
	Amort	T-Lock Settlement	Def Tax Adj	Def Taxes	Net of Tax	Adjustment	Adjustment			
	DR (CR)	DR (CR)	DR (CR)	DR (CR)		DR (CR)	DR (CR)			
Oct-19	55,775.13	(14,445,758.81)	(12,505.90)	3,239,028.04	(11,206,730.77)	1,003.95	11,501.95			
Nov-19	55,775.13	(14,389,983.68)	(12,505.90)	3,226,522.14	(11,163,461.54)	1,003.95	11,501.95			
Dec-19	55,775.13	(14,334,208.55)	(12,505.90)	3,214,016.24	(11,120,192.31)	1,003.95	11,501.95			
Jan-20	55,775.13	(14,278,433.42)	(12,505.90)	3,201,510.34	(11,076,923.08)	1,003.95	11,501.95			
Feb-20	55,775.13	(14,222,658.29)	(12,505.90)	3,189,004.44	(11,033,653.85)	1,003.95	11,501.95			
Mar-20	55,775.13	(14,166,883.16)	(12,505.90)	3,176,498.54	(10,990,384.62)	1,003.95	11,501.95			
Apr-20	55,775.13	(14,111,108.03)	(12,505.90)	3,163,992.64	(10,947,115.39)	1,003.95	11,501.95			
May-20	55,775.13	(14,055,332.90)	(12,505.90)	3,151,486.74	(10,903,846.16)	1,003.95	11,501.95			
Jun-20	55,775.13	(13,999,557.77)	(12,505.90)	3,138,980.84	(10,860,576.93)	1,003.95	11,501.95			
Jul-20	55,775.13	(13,943,782.64)	(12,505.90)	3,126,474.94	(10,817,307.70)	1,003.95	11,501.95			
Aug-20	55,775.13	(13,888,007.51)	(12,505.90)	3,113,969.04	(10,774,038.46)	1,003.95	11,501.95			
Sep-20	55,775.13	(13,832,232.38)	(12,505.90)	3,101,463.14	(10,730,769.23)	1,003.95	11,501.95			
Oct-20	55,775.13	(13,776,457.25)	(12,505.90)	3,088,957.24	(10,687,500.00)	1,003.95	11,501.95			
Nov-20	55,775.13	(13,720,682.12)	(12,505.90)	3,076,451.34	(10,644,230.77)	1,003.95	11,501.95			
Dec-20	55,775.13	(13,664,906.99)	(12,505.90)	3,063,945.44	(10,600,961.54)	1,003.95	11,501.95			
Jan-21	55,775.13	(13,609,131.86)	(12,505.90)	3,051,439.54	(10,557,692.31)	1,003.95	11,501.95			
Feb-21	55,775.13	(13,553,356.73)	(12,505.90)	3,038,933.64	(10,514,423.08)	1,003.95	11,501.95			
Mar-21	55,775.13	(13,497,581.59)	(12,505.90)	3,026,427.75	(10,471,153.85)	1,003.95	11,501.95			
Apr-21	55,775.13	(13,441,806.46)	(12,505.90)	3,013,921.85	(10,427,884.62)	1,003.95	11,501.95			
May-21	55,775.13	(13,386,031.33)	(12,505.90)	3,001,415.95	(10,384,615.39)	1,003.95	11,501.95			
Jun-21	55,775.13	(13,330,256.20)	(12,505.90)	2,988,910.05	(10,341,346.16)	1,003.95	11,501.95			
Jul-21	55,775.13	(13,274,481.07)	(12,505.90)	2,976,404.15	(10,298,076.93)	1,003.95	11,501.95			
Aug-21	55,775.13	(13,218,705.94)	(12,505.90)	2,963,898.25	(10,254,807.70)	1,003.95	11,501.95			
Sep-21	55,775.13	(13,162,930.81)	(12,505.90)	2,951,392.35	(10,211,538.46)	1,003.95	11,501.95			
Oct-21	55,775.13	(13,107,155.68)	(12,505.90)	2,938,886.45	(10,168,269.23)	1,003.95	11,501.95			
Nov-21	55,775.13	(13,051,380.55)	(12,505.90)	2,926,380.55	(10,125,000.00)	1,003.95	11,501.95			
Dec-21	55,775.13	(12,995,605.42)	(12,505.90)	2,913,874.65	(10,081,730.77)	1,003.95	11,501.95			
Jan-22	55,775.13	(12,939,830.29)	(12,505.90)	2,901,368.75	(10,038,461.54)	1,003.95	11,501.95			
Feb-22	55,775.13	(12,884,055.16)	(12,505.90)	2,888,862.85	(9,995,192.31)	1,003.95	11,501.95			
Mar-22	55,775.13	(12,828,280.03)	(12,505.90)	2,876,356.95	(9,951,923.08)	1,003.95	11,501.95			
Apr-22	55,775.13	(12,772,504.90)	(12,505.90)	2,863,851.05	(9,908,653.85)	1,003.95	11,501.95			
May-22	55,775.13	(12,716,729.77)	(12,505.90)	2,851,345.15	(9,865,384.62)	1,003.95	11,501.95			
Jun-22	55,775.13	(12,660,954.64)	(12,505.90)	2,838,839.25	(9,822,115.39)	1,003.95	11,501.95			
Jul-22	55,775.13	(12,605,179.51)	(12,505.90)	2,826,333.35	(9,778,846.16)	1,003.95	11,501.95			
Aug-22	55,775.13	(12,549,404.38)	(12,505.90)	2,813,827.45	(9,735,576.93)	1,003.95	11,501.95			
Sep-22	55,775.13	(12,493,629.24)	(12,505.90)	2,801,321.55	(9,692,307.70)	1,003.95	11,501.95			
Oct-22	55,775.13	(12,437,854.11)	(12,505.90)	2,788,815.65	(9,649,038.46)	1,003.95	11,501.95			
Nov-22	55,775.13	(12,382,078.98)	(12,505.90)	2,776,309.75	(9,605,769.23)	1,003.95	11,501.95			
Dec-22	55,775.13	(12,326,303.85)	(12,505.90)	2,763,803.85	(9,562,500.00)	1,003.95	11,501.95			
Jan-23	55,775.13	(12,270,528.72)	(12,505.90)	2,751,297.95	(9,519,230.77)	1,003.95	11,501.95			
Feb-23	55,775.13	(12,214,753.59)	(12,505.90)	2,738,792.05	(9,475,961.54)	1,003.95	11,501.95			
Mar-23	55,775.13	(12,158,978.46)	(12,505.90)	2,726,286.15	(9,432,692.31)	1,003.95	11,501.95			
Apr-23	55,775.13	(12,103,203.33)	(12,505.90)	2,713,780.25	(9,389,423.08)	1,003.95	11,501.95			
May-23	55,775.13	(12,047,428.20)	(12,505.90)	2,701,274.35	(9,346,153.85)	1,003.95	11,501.95			
Jun-23	55,775.13	(11,991,653.07)	(12,505.90)	2,688,768.45	(9,302,884.62)	1,003.95	11,501.95			
Jul-23	55,775.13	(11,935,877.94)	(12,505.90)	2,676,262.55	(9,259,615.39)	1,003.95	11,501.95			
Aug-23	55,775.13	(11,880,102.81)	(12,505.90)	2,663,756.65	(9,216,346.16)	1,003.95	11,501.95			
Sep-23	55,775.13	(11,824,327.68)	(12,505.90)	2,651,250.75	(9,173,076.93)	1,003.95	11,501.95			
Oct-23	55,775.13	(11,768,552.55)	(12,505.90)	2,638,744.85	(9,129,807.70)	1,003.95	11,501.95			
Nov-23	55,775.13	(11,712,777.42)	(12,505.90)	2,626,238.95	(9,086,538.46)	1,003.95	11,501.95			
Dec-23	55,775.13	(11,657,002.29)	(12,505.90)	2,613,733.05	(9,043,269.23)	1,003.95	11,501.95			
Jan-24	55,775.13	(11,601,227.16)	(12,505.90)	2,601,227.15	(9,000,000.00)	1,003.95	11,501.95			
Feb-24	55,775.13	(11,545,452.03)	(12,505.90)	2,588,721.25	(8,956,730.77)	1,003.95	11,501.95			
Mar-24	55,775.13	(11,489,676.89)	(12,505.90)	2,576,215.35	(8,913,461.54)	1,003.95	11,501.95			
Apr-24	55,775.13	(11,433,901.76)	(12,505.90)	2,563,709.45	(8,870,192.31)	1,003.95	11,501.95			
May-24	55,775.13	(11,378,126.63)	(12,505.90)	2,551,203.55	(8,826,923.08)	1,003.95	11,501.95			
Jun-24	55,775.13	(11,322,351.50)	(12,505.90)	2,538,697.65	(8,783,653.85)	1,003.95	11,501.95			

Amortization Schedule
GL# 010.0000.2150.20105.002000

	(Gain) Loss	Years	Annual Amort	10 years Amort June 2011-May 2021	10 years Amort June 2021-May 2031	10 years Amort June 2031-May 2041	Total to Amort June 2011-May 2041
Morgan Stanley	(6,701,857.00)	30	(223,395.23)	(2,233,952.33)	(2,233,952.33)	(2,233,952.33)	(6,701,857.00)
Wells Fargo	(6,799,114.00)	30	(226,637.13)	(2,266,371.33)	(2,266,371.33)	(2,266,371.33)	(6,799,114.00)
BNP Paribas	(6,578,076.00)	30	(219,269.20)	(2,192,692.00)	(2,192,692.00)	(2,192,692.00)	(6,578,076.00)
Merrill Lynch	-	30	-	-	-	-	-
Total	(20,079,047.00)		(669,301.57)	(6,693,015.67)	(6,693,015.67)	(6,693,015.67)	(20,079,047.00)
			# months to Amort	120	120	120	
				DR (CR)	DR (CR)	DR (CR)	
		LT Int Exp	**Monthly Amort**	**(55,775.13)**	**(55,775.13)**	**(55,775.13)**	
		2830.xxxxx	**Def State Tax** 2.30%	**1,282.83**	**1,282.83**	**1,282.83**	
		2830.xxxxx	**Def Fed Tax** 34.20%	**19,075.09**	**19,075.09**	**19,075.09**	

new rates as of 06/30/20	
Def State Tax	1.80%
Def Fed Tax	20.62%
	22.422%

T-Lock Settlement

					Net OCI	**Def State Tax** 2.30%	**Def Fed Tax** 34.20% 36.50%	0.20517	0.22817
	2150.20105 Amort DR (CR)	**2150.20105** T-Lock Settlement DR (CR)	**2150.20105** Def Tax Adj DR (CR)	**2150.20105** Def Taxes DR (CR)	**2150.20105** Net of Tax	**2830.28206** Adjustment DR (CR)	**2830.28201** Adjustment DR (CR)		
Jul-24	55,775.13	(11,266,576.37)	(12,505.90)	2,526,191.75	(8,740,384.62)	1,003.95	11,501.95		
Aug-24	55,775.13	(11,210,801.24)	(12,505.90)	2,513,685.85	(8,697,115.39)	1,003.95	11,501.95		
Sep-24	55,775.13	(11,155,026.11)	(12,505.90)	2,501,179.95	(8,653,846.16)	1,003.95	11,501.95		
Oct-24	55,775.13	(11,099,250.98)	(12,505.90)	2,488,674.05	(8,610,576.93)	1,003.95	11,501.95		
Nov-24	55,775.13	(11,043,475.85)	(12,505.90)	2,476,168.16	(8,567,307.69)	1,003.95	11,501.95		
Dec-24	55,775.13	(10,987,700.72)	(12,505.90)	2,463,662.26	(8,524,038.46)	1,003.95	11,501.95		
Jan-25	55,775.13	(10,931,925.59)	(12,505.90)	2,451,156.36	(8,480,769.23)	1,003.95	11,501.95		
Feb-25	55,775.13	(10,876,150.46)	(12,505.90)	2,438,650.46	(8,437,500.00)	1,003.95	11,501.95		
Mar-25	55,775.13	(10,820,375.33)	(12,505.90)	2,426,144.56	(8,394,230.77)	1,003.95	11,501.95		
Apr-25	55,775.13	(10,764,600.20)	(12,505.90)	2,413,638.66	(8,350,961.54)	1,003.95	11,501.95		
May-25	55,775.13	(10,708,825.07)	(12,505.90)	2,401,132.76	(8,307,692.31)	1,003.95	11,501.95		
Jun-25	55,775.13	(10,653,049.94)	(12,505.90)	2,388,626.86	(8,264,423.08)	1,003.95	11,501.95		
Jul-25	55,775.13	(10,597,274.81)	(12,505.90)	2,376,120.96	(8,221,153.85)	1,003.95	11,501.95		
Aug-25	55,775.13	(10,541,499.68)	(12,505.90)	2,363,615.06	(8,177,884.62)	1,003.95	11,501.95		
Sep-25	55,775.13	(10,485,724.54)	(12,505.90)	2,351,109.16	(8,134,615.39)	1,003.95	11,501.95		
Oct-25	55,775.13	(10,429,949.41)	(12,505.90)	2,338,603.26	(8,091,346.16)	1,003.95	11,501.95		
Nov-25	55,775.13	(10,374,174.28)	(12,505.90)	2,326,097.36	(8,048,076.93)	1,003.95	11,501.95		
Dec-25	55,775.13	(10,318,399.15)	(12,505.90)	2,313,591.46	(8,004,807.69)	1,003.95	11,501.95		
Jan-26	55,775.13	(10,262,624.02)	(12,505.90)	2,301,085.56	(7,961,538.46)	1,003.95	11,501.95		
Feb-26	55,775.13	(10,206,848.89)	(12,505.90)	2,288,579.66	(7,918,269.23)	1,003.95	11,501.95		
Mar-26	55,775.13	(10,151,073.76)	(12,505.90)	2,276,073.76	(7,875,000.00)	1,003.95	11,501.95		
Apr-26	55,775.13	(10,095,298.63)	(12,505.90)	2,263,567.86	(7,831,730.77)	1,003.95	11,501.95		
May-26	55,775.13	(10,039,523.50)	(12,505.90)	2,251,061.96	(7,788,461.54)	1,003.95	11,501.95		
Jun-26	55,775.13	(9,983,748.37)	(12,505.90)	2,238,556.06	(7,745,192.31)	1,003.95	11,501.95		
Jul-26	55,775.13	(9,927,973.24)	(12,505.90)	2,226,050.16	(7,701,923.08)	1,003.95	11,501.95		
Aug-26	55,775.13	(9,872,198.11)	(12,505.90)	2,213,544.26	(7,658,653.85)	1,003.95	11,501.95		
Sep-26	55,775.13	(9,816,422.98)	(12,505.90)	2,201,038.36	(7,615,384.62)	1,003.95	11,501.95		
Oct-26	55,775.13	(9,760,647.85)	(12,505.90)	2,188,532.46	(7,572,115.39)	1,003.95	11,501.95		
Nov-26	55,775.13	(9,704,872.72)	(12,505.90)	2,176,026.56	(7,528,846.16)	1,003.95	11,501.95		
Dec-26	55,775.13	(9,649,097.59)	(12,505.90)	2,163,520.66	(7,485,576.93)	1,003.95	11,501.95		
Jan-27	55,775.13	(9,593,322.46)	(12,505.90)	2,151,014.76	(7,442,307.69)	1,003.95	11,501.95		
Feb-27	55,775.13	(9,537,547.33)	(12,505.90)	2,138,508.86	(7,399,038.46)	1,003.95	11,501.95		
Mar-27	55,775.13	(9,481,772.19)	(12,505.90)	2,126,002.96	(7,355,769.23)	1,003.95	11,501.95		
Apr-27	55,775.13	(9,425,997.06)	(12,505.90)	2,113,497.06	(7,312,500.00)	1,003.95	11,501.95		
May-27	55,775.13	(9,370,221.93)	(12,505.90)	2,100,991.16	(7,269,230.77)	1,003.95	11,501.95		
Jun-27	55,775.13	(9,314,446.80)	(12,505.90)	2,088,485.26	(7,225,961.54)	1,003.95	11,501.95		
Jul-27	55,775.13	(9,258,671.67)	(12,505.90)	2,075,979.36	(7,182,692.31)	1,003.95	11,501.95		
Aug-27	55,775.13	(9,202,896.54)	(12,505.90)	2,063,473.46	(7,139,423.08)	1,003.95	11,501.95		
Sep-27	55,775.13	(9,147,121.41)	(12,505.90)	2,050,967.56	(7,096,153.85)	1,003.95	11,501.95		
Oct-27	55,775.13	(9,091,346.28)	(12,505.90)	2,038,461.66	(7,052,884.62)	1,003.95	11,501.95		
Nov-27	55,775.13	(9,035,571.15)	(12,505.90)	2,025,955.76	(7,009,615.39)	1,003.95	11,501.95		
Dec-27	55,775.13	(8,979,796.02)	(12,505.90)	2,013,449.86	(6,966,346.16)	1,003.95	11,501.95		
Jan-28	55,775.13	(8,924,020.89)	(12,505.90)	2,000,943.96	(6,923,076.93)	1,003.95	11,501.95		
Feb-28	55,775.13	(8,868,245.76)	(12,505.90)	1,988,438.06	(6,879,807.69)	1,003.95	11,501.95		
Mar-28	55,775.13	(8,812,470.63)	(12,505.90)	1,975,932.16	(6,836,538.46)	1,003.95	11,501.95		
Apr-28	55,775.13	(8,756,695.50)	(12,505.90)	1,963,426.26	(6,793,269.23)	1,003.95	11,501.95		
May-28	55,775.13	(8,700,920.37)	(12,505.90)	1,950,920.36	(6,750,000.00)	1,003.95	11,501.95		
Jun-28	55,775.13	(8,645,145.24)	(12,505.90)	1,938,414.46	(6,706,730.77)	1,003.95	11,501.95		
Jul-28	55,775.13	(8,589,370.11)	(12,505.90)	1,925,908.57	(6,663,461.54)	1,003.95	11,501.95		
Aug-28	55,775.13	(8,533,594.98)	(12,505.90)	1,913,402.67	(6,620,192.31)	1,003.95	11,501.95		
Sep-28	55,775.13	(8,477,819.84)	(12,505.90)	1,900,896.77	(6,576,923.08)	1,003.95	11,501.95		
Oct-28	55,775.13	(8,422,044.71)	(12,505.90)	1,888,390.87	(6,533,653.85)	1,003.95	11,501.95		
Nov-28	55,775.13	(8,366,269.58)	(12,505.90)	1,875,884.97	(6,490,384.62)	1,003.95	11,501.95		
Dec-28	55,775.13	(8,310,494.45)	(12,505.90)	1,863,379.07	(6,447,115.39)	1,003.95	11,501.95		
Jan-29	55,775.13	(8,254,719.32)	(12,505.90)	1,850,873.17	(6,403,846.16)	1,003.95	11,501.95		
Feb-29	55,775.13	(8,198,944.19)	(12,505.90)	1,838,367.27	(6,360,576.93)	1,003.95	11,501.95		
Mar-29	55,775.13	(8,143,169.06)	(12,505.90)	1,825,861.37	(6,317,307.69)	1,003.95	11,501.95		

Amortization Schedule
GL# 010.0000.2150.20105.002000

	(Gain) Loss	Years	Annual Amort	10 years Amort June 2011-May 2021	10 years Amort June 2021-May 2031	10 years Amort June 2031-May 2041	Total to Amort June 2011-May 2041
Morgan Stanley	(6,701,857.00)	30	(223,395.23)	(2,233,952.33)	(2,233,952.33)	(2,233,952.33)	(6,701,857.00)
Wells Fargo	(6,799,114.00)	30	(226,637.13)	(2,266,371.33)	(2,266,371.33)	(2,266,371.33)	(6,799,114.00)
BNP Paribas	(6,578,076.00)	30	(219,269.20)	(2,192,692.00)	(2,192,692.00)	(2,192,692.00)	(6,578,076.00)
Merrill Lynch	-	30	-	-	-	-	-
Total	(20,079,047.00)		(669,301.57)	(6,693,015.67)	(6,693,015.67)	(6,693,015.67)	(20,079,047.00)
			# months to Amort	120	120	120	
				DR (CR)	DR (CR)	DR (CR)	
		LT Int Exp	**Monthly Amort**	**(55,775.13)**	**(55,775.13)**	**(55,775.13)**	
		2830.xxxxx	**Def State Tax** 2.30%	**1,282.83**	**1,282.83**	**1,282.83**	
		2830.xxxxx	**Def Fed Tax** 34.20%	**19,075.09**	**19,075.09**	**19,075.09**	

new rates as of 06/30/20	
Def State Tax	1.80%
Def Fed Tax	20.62%
	22.422%

T-Lock Settlement

					Net OCI	**Def State Tax** 2.30%	**Def Fed Tax** 34.20% 36.50%	0.20517	0.22817
	2150.20105 Amort DR (CR)	**2150.20105** T-Lock Settlement DR (CR)	**2150.20105** Def Tax Adj DR (CR)	**2150.20105** Def Taxes DR (CR)	**2150.20105** Net of Tax	**2830.28206** Adjustment DR (CR)	**2830.28201** Adjustment DR (CR)		
Apr-29	55,775.13	(8,087,393.93)	(12,505.90)	1,813,355.47	(6,274,038.46)	1,003.95	11,501.95		
May-29	55,775.13	(8,031,618.80)	(12,505.90)	1,800,849.57	(6,230,769.23)	1,003.95	11,501.95		
Jun-29	55,775.13	(7,975,843.67)	(12,505.90)	1,788,343.67	(6,187,500.00)	1,003.95	11,501.95		
Jul-29	55,775.13	(7,920,068.54)	(12,505.90)	1,775,837.77	(6,144,230.77)	1,003.95	11,501.95		
Aug-29	55,775.13	(7,864,293.41)	(12,505.90)	1,763,331.87	(6,100,961.54)	1,003.95	11,501.95		
Sep-29	55,775.13	(7,808,518.28)	(12,505.90)	1,750,825.97	(6,057,692.31)	1,003.95	11,501.95		
Oct-29	55,775.13	(7,752,743.15)	(12,505.90)	1,738,320.07	(6,014,423.08)	1,003.95	11,501.95		
Nov-29	55,775.13	(7,696,968.02)	(12,505.90)	1,725,814.17	(5,971,153.85)	1,003.95	11,501.95		
Dec-29	55,775.13	(7,641,192.89)	(12,505.90)	1,713,308.27	(5,927,884.62)	1,003.95	11,501.95		
Jan-30	55,775.13	(7,585,417.76)	(12,505.90)	1,700,802.37	(5,884,615.39)	1,003.95	11,501.95		
Feb-30	55,775.13	(7,529,642.63)	(12,505.90)	1,688,296.47	(5,841,346.16)	1,003.95	11,501.95		
Mar-30	55,775.13	(7,473,867.49)	(12,505.90)	1,675,790.57	(5,798,076.92)	1,003.95	11,501.95		
Apr-30	55,775.13	(7,418,092.36)	(12,505.90)	1,663,284.67	(5,754,807.69)	1,003.95	11,501.95		
May-30	55,775.13	(7,362,317.23)	(12,505.90)	1,650,778.77	(5,711,538.46)	1,003.95	11,501.95		
Jun-30	55,775.13	(7,306,542.10)	(12,505.90)	1,638,272.87	(5,668,269.23)	1,003.95	11,501.95		
Jul-30	55,775.13	(7,250,766.97)	(12,505.90)	1,625,766.97	(5,625,000.00)	1,003.95	11,501.95		
Aug-30	55,775.13	(7,194,991.84)	(12,505.90)	1,613,261.07	(5,581,730.77)	1,003.95	11,501.95		
Sep-30	55,775.13	(7,139,216.71)	(12,505.90)	1,600,755.17	(5,538,461.54)	1,003.95	11,501.95		
Oct-30	55,775.13	(7,083,441.58)	(12,505.90)	1,588,249.27	(5,495,192.31)	1,003.95	11,501.95		
Nov-30	55,775.13	(7,027,666.45)	(12,505.90)	1,575,743.37	(5,451,923.08)	1,003.95	11,501.95		
Dec-30	55,775.13	(6,971,891.32)	(12,505.90)	1,563,237.47	(5,408,653.85)	1,003.95	11,501.95		
Jan-31	55,775.13	(6,916,116.19)	(12,505.90)	1,550,731.57	(5,365,384.62)	1,003.95	11,501.95		
Feb-31	55,775.13	(6,860,341.06)	(12,505.90)	1,538,225.67	(5,322,115.39)	1,003.95	11,501.95		
Mar-31	55,775.13	(6,804,565.93)	(12,505.90)	1,525,719.77	(5,278,846.16)	1,003.95	11,501.95		
Apr-31	55,775.13	(6,748,790.80)	(12,505.90)	1,513,213.87	(5,235,576.92)	1,003.95	11,501.95		
May-31	55,775.13	(6,693,015.67)	(12,505.90)	1,500,707.97	(5,192,307.69)	1,003.95	11,501.95		
Jun-31	55,775.13	(6,637,240.54)	(12,505.90)	1,488,202.07	(5,149,038.46)	1,003.95	11,501.95		
Jul-31	55,775.13	(6,581,465.41)	(12,505.90)	1,475,696.17	(5,105,769.23)	1,003.95	11,501.95		
Aug-31	55,775.13	(6,525,690.28)	(12,505.90)	1,463,190.27	(5,062,500.00)	1,003.95	11,501.95		
Sep-31	55,775.13	(6,469,915.14)	(12,505.90)	1,450,684.37	(5,019,230.77)	1,003.95	11,501.95		
Oct-31	55,775.13	(6,414,140.01)	(12,505.90)	1,438,178.47	(4,975,961.54)	1,003.95	11,501.95		
Nov-31	55,775.13	(6,358,364.88)	(12,505.90)	1,425,672.57	(4,932,692.31)	1,003.95	11,501.95		
Dec-31	55,775.13	(6,302,589.75)	(12,505.90)	1,413,166.67	(4,889,423.08)	1,003.95	11,501.95		
Jan-32	55,775.13	(6,246,814.62)	(12,505.90)	1,400,660.77	(4,846,153.85)	1,003.95	11,501.95		
Feb-32	55,775.13	(6,191,039.49)	(12,505.90)	1,388,154.87	(4,802,884.62)	1,003.95	11,501.95		
Mar-32	55,775.13	(6,135,264.36)	(12,505.90)	1,375,648.98	(4,759,615.39)	1,003.95	11,501.95		
Apr-32	55,775.13	(6,079,489.23)	(12,505.90)	1,363,143.08	(4,716,346.16)	1,003.95	11,501.95		
May-32	55,775.13	(6,023,714.10)	(12,505.90)	1,350,637.18	(4,673,076.92)	1,003.95	11,501.95		
Jun-32	55,775.13	(5,967,938.97)	(12,505.90)	1,338,131.28	(4,629,807.69)	1,003.95	11,501.95		
Jul-32	55,775.13	(5,912,163.84)	(12,505.90)	1,325,625.38	(4,586,538.46)	1,003.95	11,501.95		
Aug-32	55,775.13	(5,856,388.71)	(12,505.90)	1,313,119.48	(4,543,269.23)	1,003.95	11,501.95		
Sep-32	55,775.13	(5,800,613.58)	(12,505.90)	1,300,613.58	(4,500,000.00)	1,003.95	11,501.95		
Oct-32	55,775.13	(5,744,838.45)	(12,505.90)	1,288,107.68	(4,456,730.77)	1,003.95	11,501.95		
Nov-32	55,775.13	(5,689,063.32)	(12,505.90)	1,275,601.78	(4,413,461.54)	1,003.95	11,501.95		
Dec-32	55,775.13	(5,633,288.19)	(12,505.90)	1,263,095.88	(4,370,192.31)	1,003.95	11,501.95		
Jan-33	55,775.13	(5,577,513.06)	(12,505.90)	1,250,589.98	(4,326,923.08)	1,003.95	11,501.95		
Feb-33	55,775.13	(5,521,737.93)	(12,505.90)	1,238,084.08	(4,283,653.85)	1,003.95	11,501.95		
Mar-33	55,775.13	(5,465,962.79)	(12,505.90)	1,225,578.18	(4,240,384.62)	1,003.95	11,501.95		
Apr-33	55,775.13	(5,410,187.66)	(12,505.90)	1,213,072.28	(4,197,115.39)	1,003.95	11,501.95		
May-33	55,775.13	(5,354,412.53)	(12,505.90)	1,200,566.38	(4,153,846.16)	1,003.95	11,501.95		
Jun-33	55,775.13	(5,298,637.40)	(12,505.90)	1,188,060.48	(4,110,576.92)	1,003.95	11,501.95		
Jul-33	55,775.13	(5,242,862.27)	(12,505.90)	1,175,554.58	(4,067,307.69)	1,003.95	11,501.95		
Aug-33	55,775.13	(5,187,087.14)	(12,505.90)	1,163,048.68	(4,024,038.46)	1,003.95	11,501.95		
Sep-33	55,775.13	(5,131,312.01)	(12,505.90)	1,150,542.78	(3,980,769.23)	1,003.95	11,501.95		
Oct-33	55,775.13	(5,075,536.88)	(12,505.90)	1,138,036.88	(3,937,500.00)	1,003.95	11,501.95		
Nov-33	55,775.13	(5,019,761.75)	(12,505.90)	1,125,530.98	(3,894,230.77)	1,003.95	11,501.95		
Dec-33	55,775.13	(4,963,986.62)	(12,505.90)	1,113,025.08	(3,850,961.54)	1,003.95	11,501.95		

Amortization Schedule
GL# 010.0000.2150.20105.002000

	(Gain) Loss	Years	Annual Amort	10 years Amort June 2011-May 2021	10 years Amort June 2021-May 2031	10 years Amort June 2031-May 2041	Total to Amort June 2011-May 2041
Morgan Stanley	(6,701,857.00)	30	(223,395.23)	(2,233,952.33)	(2,233,952.33)	(2,233,952.33)	(6,701,857.00)
Wells Fargo	(6,799,114.00)	30	(226,637.13)	(2,266,371.33)	(2,266,371.33)	(2,266,371.33)	(6,799,114.00)
BNP Paribas	(6,578,076.00)	30	(219,269.20)	(2,192,692.00)	(2,192,692.00)	(2,192,692.00)	(6,578,076.00)
Merrill Lynch	-	30	-	-	-	-	-
Total	(20,079,047.00)		(669,301.57)	(6,693,015.67)	(6,693,015.67)	(6,693,015.67)	(20,079,047.00)
			# months to Amort	120	120	120	
				DR (CR)	DR (CR)	DR (CR)	
		LT Int Exp	**Monthly Amort**	**(55,775.13)**	**(55,775.13)**	**(55,775.13)**	
		2830.xxxxx	**Def State Tax** 2.30%	**1,282.83**	**1,282.83**	**1,282.83**	
		2830.xxxxx	**Def Fed Tax** 34.20%	**19,075.09**	**19,075.09**	**19,075.09**	

new rates as of 06/30/20	
Def State Tax	1.80%
Def Fed Tax	20.62%
	22.422%

T-Lock Settlement

					Net OCI	**Def State Tax** 2.30%	**Def Fed Tax** 34.20% 36.50%	0.20517	0.22817
	2150.20105 Amort DR (CR)	**2150.20105** T-Lock Settlement DR (CR)	**2150.20105** Def Tax Adj DR (CR)	**2150.20105** Def Taxes DR (CR)	**2150.20105** Net of Tax	**2830.28206** Adjustment DR (CR)	**2830.28201** Adjustment DR (CR)		
Jan-34	55,775.13	(4,908,211.49)	(12,505.90)	1,100,519.18	(3,807,692.31)	1,003.95	11,501.95		
Feb-34	55,775.13	(4,852,436.36)	(12,505.90)	1,088,013.28	(3,764,423.08)	1,003.95	11,501.95		
Mar-34	55,775.13	(4,796,661.23)	(12,505.90)	1,075,507.38	(3,721,153.85)	1,003.95	11,501.95		
Apr-34	55,775.13	(4,740,886.10)	(12,505.90)	1,063,001.48	(3,677,884.62)	1,003.95	11,501.95		
May-34	55,775.13	(4,685,110.97)	(12,505.90)	1,050,495.58	(3,634,615.39)	1,003.95	11,501.95		
Jun-34	55,775.13	(4,629,335.84)	(12,505.90)	1,037,989.68	(3,591,346.15)	1,003.95	11,501.95		
Jul-34	55,775.13	(4,573,560.71)	(12,505.90)	1,025,483.78	(3,548,076.92)	1,003.95	11,501.95		
Aug-34	55,775.13	(4,517,785.58)	(12,505.90)	1,012,977.88	(3,504,807.69)	1,003.95	11,501.95		
Sep-34	55,775.13	(4,462,010.44)	(12,505.90)	1,000,471.98	(3,461,538.46)	1,003.95	11,501.95		
Oct-34	55,775.13	(4,406,235.31)	(12,505.90)	987,966.08	(3,418,269.23)	1,003.95	11,501.95		
Nov-34	55,775.13	(4,350,460.18)	(12,505.90)	975,460.18	(3,375,000.00)	1,003.95	11,501.95		
Dec-34	55,775.13	(4,294,685.05)	(12,505.90)	962,954.28	(3,331,730.77)	1,003.95	11,501.95		
Jan-35	55,775.13	(4,238,909.92)	(12,505.90)	950,448.38	(3,288,461.54)	1,003.95	11,501.95		
Feb-35	55,775.13	(4,183,134.79)	(12,505.90)	937,942.48	(3,245,192.31)	1,003.95	11,501.95		
Mar-35	55,775.13	(4,127,359.66)	(12,505.90)	925,436.58	(3,201,923.08)	1,003.95	11,501.95		
Apr-35	55,775.13	(4,071,584.53)	(12,505.90)	912,930.68	(3,158,653.85)	1,003.95	11,501.95		
May-35	55,775.13	(4,015,809.40)	(12,505.90)	900,424.78	(3,115,384.62)	1,003.95	11,501.95		
Jun-35	55,775.13	(3,960,034.27)	(12,505.90)	887,918.88	(3,072,115.39)	1,003.95	11,501.95		
Jul-35	55,775.13	(3,904,259.14)	(12,505.90)	875,412.98	(3,028,846.15)	1,003.95	11,501.95		
Aug-35	55,775.13	(3,848,484.01)	(12,505.90)	862,907.08	(2,985,576.92)	1,003.95	11,501.95		
Sep-35	55,775.13	(3,792,708.88)	(12,505.90)	850,401.18	(2,942,307.69)	1,003.95	11,501.95		
Oct-35	55,775.13	(3,736,933.75)	(12,505.90)	837,895.28	(2,899,038.46)	1,003.95	11,501.95		
Nov-35	55,775.13	(3,681,158.62)	(12,505.90)	825,389.39	(2,855,769.23)	1,003.95	11,501.95		
Dec-35	55,775.13	(3,625,383.49)	(12,505.90)	812,883.49	(2,812,500.00)	1,003.95	11,501.95		
Jan-36	55,775.13	(3,569,608.36)	(12,505.90)	800,377.59	(2,769,230.77)	1,003.95	11,501.95		
Feb-36	55,775.13	(3,513,833.23)	(12,505.90)	787,871.69	(2,725,961.54)	1,003.95	11,501.95		
Mar-36	55,775.13	(3,458,058.09)	(12,505.90)	775,365.79	(2,682,692.31)	1,003.95	11,501.95		
Apr-36	55,775.13	(3,402,282.96)	(12,505.90)	762,859.89	(2,639,423.08)	1,003.95	11,501.95		
May-36	55,775.13	(3,346,507.83)	(12,505.90)	750,353.99	(2,596,153.85)	1,003.95	11,501.95		
Jun-36	55,775.13	(3,290,732.70)	(12,505.90)	737,848.09	(2,552,884.62)	1,003.95	11,501.95		
Jul-36	55,775.13	(3,234,957.57)	(12,505.90)	725,342.19	(2,509,615.39)	1,003.95	11,501.95		
Aug-36	55,775.13	(3,179,182.44)	(12,505.90)	712,836.29	(2,466,346.15)	1,003.95	11,501.95		
Sep-36	55,775.13	(3,123,407.31)	(12,505.90)	700,330.39	(2,423,076.92)	1,003.95	11,501.95		
Oct-36	55,775.13	(3,067,632.18)	(12,505.90)	687,824.49	(2,379,807.69)	1,003.95	11,501.95		
Nov-36	55,775.13	(3,011,857.05)	(12,505.90)	675,318.59	(2,336,538.46)	1,003.95	11,501.95		
Dec-36	55,775.13	(2,956,081.92)	(12,505.90)	662,812.69	(2,293,269.23)	1,003.95	11,501.95		
Jan-37	55,775.13	(2,900,306.79)	(12,505.90)	650,306.79	(2,250,000.00)	1,003.95	11,501.95		
Feb-37	55,775.13	(2,844,531.66)	(12,505.90)	637,800.89	(2,206,730.77)	1,003.95	11,501.95		
Mar-37	55,775.13	(2,788,756.53)	(12,505.90)	625,294.99	(2,163,461.54)	1,003.95	11,501.95		
Apr-37	55,775.13	(2,732,981.40)	(12,505.90)	612,789.09	(2,120,192.31)	1,003.95	11,501.95		
May-37	55,775.13	(2,677,206.27)	(12,505.90)	600,283.19	(2,076,923.08)	1,003.95	11,501.95		
Jun-37	55,775.13	(2,621,431.14)	(12,505.90)	587,777.29	(2,033,653.85)	1,003.95	11,501.95		
Jul-37	55,775.13	(2,565,656.01)	(12,505.90)	575,271.39	(1,990,384.62)	1,003.95	11,501.95		
Aug-37	55,775.13	(2,509,880.88)	(12,505.90)	562,765.49	(1,947,115.39)	1,003.95	11,501.95		
Sep-37	55,775.13	(2,454,105.74)	(12,505.90)	550,259.59	(1,903,846.15)	1,003.95	11,501.95		
Oct-37	55,775.13	(2,398,330.61)	(12,505.90)	537,753.69	(1,860,576.92)	1,003.95	11,501.95		
Nov-37	55,775.13	(2,342,555.48)	(12,505.90)	525,247.79	(1,817,307.69)	1,003.95	11,501.95		
Dec-37	55,775.13	(2,286,780.35)	(12,505.90)	512,741.89	(1,774,038.46)	1,003.95	11,501.95		
Jan-38	55,775.13	(2,231,005.22)	(12,505.90)	500,235.99	(1,730,769.23)	1,003.95	11,501.95		
Feb-38	55,775.13	(2,175,230.09)	(12,505.90)	487,730.09	(1,687,500.00)	1,003.95	11,501.95		
Mar-38	55,775.13	(2,119,454.96)	(12,505.90)	475,224.19	(1,644,230.77)	1,003.95	11,501.95		
Apr-38	55,775.13	(2,063,679.83)	(12,505.90)	462,718.29	(1,600,961.54)	1,003.95	11,501.95		
May-38	55,775.13	(2,007,904.70)	(12,505.90)	450,212.39	(1,557,692.31)	1,003.95	11,501.95		
Jun-38	55,775.13	(1,952,129.57)	(12,505.90)	437,706.49	(1,514,423.08)	1,003.95	11,501.95		
Jul-38	55,775.13	(1,896,354.44)	(12,505.90)	425,200.59	(1,471,153.85)	1,003.95	11,501.95		
Aug-38	55,775.13	(1,840,579.31)	(12,505.90)	412,694.69	(1,427,884.62)	1,003.95	11,501.95		
Sep-38	55,775.13	(1,784,804.18)	(12,505.90)	400,188.79	(1,384,615.39)	1,003.95	11,501.95		

Amortization Schedule
GL# 010.0000.2150.20105.002000

	(Gain) Loss	Years	Annual Amort	10 years Amort June 2011-May 2021	10 years Amort June 2021-May 2031	10 years Amort June 2031-May 2041	Total to Amort June 2011-May 2041
Morgan Stanley	(6,701,857.00)	30	(223,395.23)	(2,233,952.33)	(2,233,952.33)	(2,233,952.33)	(6,701,857.00)
Wells Fargo	(6,799,114.00)	30	(226,637.13)	(2,266,371.33)	(2,266,371.33)	(2,266,371.33)	(6,799,114.00)
BNP Paribas	(6,578,076.00)	30	(219,269.20)	(2,192,692.00)	(2,192,692.00)	(2,192,692.00)	(6,578,076.00)
Merrill Lynch	-	30	-	-	-	-	-
Total	(20,079,047.00)		(669,301.57)	(6,693,015.67)	(6,693,015.67)	(6,693,015.67)	(20,079,047.00)
			# months to Amort	120	120	120	
				DR (CR)	DR (CR)	DR (CR)	
		LT Int Exp	**Monthly Amort**	**(55,775.13)**	**(55,775.13)**	**(55,775.13)**	
		2830.xxxxx	**Def State Tax** 2.30%	**1,282.83**	**1,282.83**	**1,282.83**	
		2830.xxxxx	**Def Fed Tax** 34.20%	**19,075.09**	**19,075.09**	**19,075.09**	

new rates as of 06/30/20	
Def State Tax	1.80%
Def Fed Tax	20.62%
	22.422%

T-Lock Settlement

	2150.20105 Amort DR (CR)	**2150.20105** T-Lock Settlement DR (CR)	**2150.20105** Def Tax Adj DR (CR)	**2150.20105** Def Taxes DR (CR)	**Net OCI** **2150.20105** Net of Tax	**Def State Tax** 2.30% **2830.28206** Adjustment DR (CR)	**Def Fed Tax** 34.20% 36.50% **2830.28201** Adjustment DR (CR)
Oct-38	55,775.13	(1,729,029.05)	(12,505.90)	387,682.89	(1,341,346.15)	1,003.95	11,501.95
Nov-38	55,775.13	(1,673,253.92)	(12,505.90)	375,176.99	(1,298,076.92)	1,003.95	11,501.95
Dec-38	55,775.13	(1,617,478.79)	(12,505.90)	362,671.09	(1,254,807.69)	1,003.95	11,501.95
Jan-39	55,775.13	(1,561,703.66)	(12,505.90)	350,165.19	(1,211,538.46)	1,003.95	11,501.95
Feb-39	55,775.13	(1,505,928.53)	(12,505.90)	337,659.29	(1,168,269.23)	1,003.95	11,501.95
Mar-39	55,775.13	(1,450,153.39)	(12,505.90)	325,153.39	(1,125,000.00)	1,003.95	11,501.95
Apr-39	55,775.13	(1,394,378.26)	(12,505.90)	312,647.49	(1,081,730.77)	1,003.95	11,501.95
May-39	55,775.13	(1,338,603.13)	(12,505.90)	300,141.59	(1,038,461.54)	1,003.95	11,501.95
Jun-39	55,775.13	(1,282,828.00)	(12,505.90)	287,635.69	(995,192.31)	1,003.95	11,501.95
Jul-39	55,775.13	(1,227,052.87)	(12,505.90)	275,129.80	(951,923.08)	1,003.95	11,501.95
Aug-39	55,775.13	(1,171,277.74)	(12,505.90)	262,623.90	(908,653.85)	1,003.95	11,501.95
Sep-39	55,775.13	(1,115,502.61)	(12,505.90)	250,118.00	(865,384.62)	1,003.95	11,501.95
Oct-39	55,775.13	(1,059,727.48)	(12,505.90)	237,612.10	(822,115.38)	1,003.95	11,501.95
Nov-39	55,775.13	(1,003,952.35)	(12,505.90)	225,106.20	(778,846.15)	1,003.95	11,501.95
Dec-39	55,775.13	(948,177.22)	(12,505.90)	212,600.30	(735,576.92)	1,003.95	11,501.95
Jan-40	55,775.13	(892,402.09)	(12,505.90)	200,094.40	(692,307.69)	1,003.95	11,501.95
Feb-40	55,775.13	(836,626.96)	(12,505.90)	187,588.50	(649,038.46)	1,003.95	11,501.95
Mar-40	55,775.13	(780,851.83)	(12,505.90)	175,082.60	(605,769.23)	1,003.95	11,501.95
Apr-40	55,775.13	(725,076.70)	(12,505.90)	162,576.70	(562,500.00)	1,003.95	11,501.95
May-40	55,775.13	(669,301.57)	(12,505.90)	150,070.80	(519,230.77)	1,003.95	11,501.95
Jun-40	55,775.13	(613,526.44)	(12,505.90)	137,564.90	(475,961.54)	1,003.95	11,501.95
Jul-40	55,775.13	(557,751.31)	(12,505.90)	125,059.00	(432,692.31)	1,003.95	11,501.95
Aug-40	55,775.13	(501,976.18)	(12,505.90)	112,553.10	(389,423.08)	1,003.95	11,501.95
Sep-40	55,775.13	(446,201.04)	(12,505.90)	100,047.20	(346,153.85)	1,003.95	11,501.95
Oct-40	55,775.13	(390,425.91)	(12,505.90)	87,541.30	(302,884.62)	1,003.95	11,501.95
Nov-40	55,775.13	(334,650.78)	(12,505.90)	75,035.40	(259,615.38)	1,003.95	11,501.95
Dec-40	55,775.13	(278,875.65)	(12,505.90)	62,529.50	(216,346.15)	1,003.95	11,501.95
Jan-41	55,775.13	(223,100.52)	(12,505.90)	50,023.60	(173,076.92)	1,003.95	11,501.95
Feb-41	55,775.13	(167,325.39)	(12,505.90)	37,517.70	(129,807.69)	1,003.95	11,501.95
Mar-41	55,775.13	(111,550.26)	(12,505.90)	25,011.80	(86,538.46)	1,003.95	11,501.95
Apr-41	55,775.13	(55,775.13)	(12,505.90)	12,505.90	(43,269.23)	1,003.95	11,501.95
May-41	55,775.13	(0.00)	(12,505.90)	0.00	(0.00)	1,003.95	11,501.95

0.20517 0.22817

Amortization Schedule
GL# 010.0000.2150.20107.002000

	(Gain) Loss	Years	Annual Amort		10 years Jan 2013-Dec-2023	10 years Jan 2023-Dec-2033	10 years Jan 2033-Dec-2042	Jan 2013-Dec-2043
Deutsche Bank AG	17,703,796.05	30	590,126.54		5,901,265.35	5,901,265.35	5,901,265.35	17,703,796.05
Goldman Sachs	24,403,396.00	30	813,446.53		8,134,465.33	8,134,465.33	8,134,465.33	24,403,396.00
Bank of Tokyo - Mitsubishi UFJ	24,518,512.00	30	817,283.73		8,172,837.33	8,172,837.33	8,172,837.33	24,518,512.00
Total	66,625,704.05		2,220,856.80		22,208,568.02	22,208,568.02	22,208,568.02	66,625,704.05
			# months to Amort		120	120	120	360
					DR (CR)	DR (CR)	DR (CR)	
		LT Int Exp	**Monthly Amort**		**185,071.40**	**185,071.40**	**185,071.40**	
		2830.xxxxx	**Def State Tax**	2.30%	**4,256.64**	**4,256.64**	**4,256.64**	1,532,391.19
		2830.xxxxx	**Def Fed Tax**	34.20%	**63,294.42**	**63,294.42**	**63,294.42**	22,785,990.79
				0.20517				

new rates as of 06/30/20	
Def State Tax	1.80%
Def Fed Tax	20.62%
	22.422%

T-Lock Settlement

						Net OCI	**Def State Tax** 2.30%	**Def Fed Tax** 34.20%	36.50%	0.20517	0.22817
		2150.20107 Amort DR (CR)	**2150.20107** T-Lock Settlement DR (CR)	**2150.20107** Def Tax Adj DR (CR)	**2150.20107** Def Taxes DR (CR)	**2150.20107** Net of Tax	**2830.28206** Adjustment DR (CR)	**2830.28201** Adjustment DR (CR)			
Balance at June 30, 2011	Jan-13		66,625,704.05		(14,938,815.36)	51,686,888.69	-	-			
	Oct-19	(185,071.40)	51,634,920.64	41,496.71	(11,577,581.91)	40,057,338.73	(3,331.29)	(38,165.42)			
	Nov-19	(185,071.40)	51,449,849.24	41,496.71	(11,536,085.20)	39,913,764.04	(3,331.29)	(38,165.42)			
	Dec-19	(185,071.40)	51,264,777.84	41,496.71	(11,494,588.49)	39,770,189.35	(3,331.29)	(38,165.42)			
	Jan-20	(185,071.40)	51,079,706.44	41,496.71	(11,453,091.78)	39,626,614.66	(3,331.29)	(38,165.42)			
	Feb-20	(185,071.40)	50,894,635.04	41,496.71	(11,411,595.07)	39,483,039.97	(3,331.29)	(38,165.42)			
	Mar-20	(185,071.40)	50,709,563.64	41,496.71	(11,370,098.36)	39,339,465.28	(3,331.29)	(38,165.42)			
	Apr-20	(185,071.40)	50,524,492.24	41,496.71	(11,328,601.65)	39,195,890.59	(3,331.29)	(38,165.42)			
	May-20	(185,071.40)	50,339,420.84	41,496.71	(11,287,104.94)	39,052,315.90	(3,331.29)	(38,165.42)			
	Jun-20	(185,071.40)	50,154,349.44	41,496.71	(11,245,608.23)	38,908,741.21	(3,331.29)	(38,165.42)			
	Jul-20	(185,071.40)	49,969,278.04	41,496.71	(11,204,111.52)	38,765,166.52	(3,331.29)	(38,165.42)			
	Aug-20	(185,071.40)	49,784,206.64	41,496.71	(11,162,614.81)	38,621,591.83	(3,331.29)	(38,165.42)			
	Sep-20	(185,071.40)	49,599,135.24	41,496.71	(11,121,118.10)	38,478,017.13	(3,331.29)	(38,165.42)			
	Oct-20	(185,071.40)	49,414,063.84	41,496.71	(11,079,621.39)	38,334,442.44	(3,331.29)	(38,165.42)			
	Nov-20	(185,071.40)	49,228,992.44	41,496.71	(11,038,124.68)	38,190,867.75	(3,331.29)	(38,165.42)			
	Dec-20	(185,071.40)	49,043,921.04	41,496.71	(10,996,627.97)	38,047,293.06	(3,331.29)	(38,165.42)			
	Jan-21	(185,071.40)	48,858,849.64	41,496.71	(10,955,131.27)	37,903,718.37	(3,331.29)	(38,165.42)			
	Feb-21	(185,071.40)	48,673,778.24	41,496.71	(10,913,634.56)	37,760,143.68	(3,331.29)	(38,165.42)			
	Mar-21	(185,071.40)	48,488,706.84	41,496.71	(10,872,137.85)	37,616,568.99	(3,331.29)	(38,165.42)			
	Apr-21	(185,071.40)	48,303,635.44	41,496.71	(10,830,641.14)	37,472,994.30	(3,331.29)	(38,165.42)			
	May-21	(185,071.40)	48,118,564.04	41,496.71	(10,789,144.43)	37,329,419.61	(3,331.29)	(38,165.42)			
	Jun-21	(185,071.40)	47,933,492.64	41,496.71	(10,747,647.72)	37,185,844.92	(3,331.29)	(38,165.42)			
	Jul-21	(185,071.40)	47,748,421.24	41,496.71	(10,706,151.01)	37,042,270.23	(3,331.29)	(38,165.42)			
	Aug-21	(185,071.40)	47,563,349.84	41,496.71	(10,664,654.30)	36,898,695.54	(3,331.29)	(38,165.42)			
	Sep-21	(185,071.40)	47,378,278.44	41,496.71	(10,623,157.59)	36,755,120.84	(3,331.29)	(38,165.42)			
	Oct-21	(185,071.40)	47,193,207.04	41,496.71	(10,581,660.88)	36,611,546.15	(3,331.29)	(38,165.42)			
	Nov-21	(185,071.40)	47,008,135.64	41,496.71	(10,540,164.17)	36,467,971.46	(3,331.29)	(38,165.42)			
	Dec-21	(185,071.40)	46,823,064.24	41,496.71	(10,498,667.46)	36,324,396.77	(3,331.29)	(38,165.42)			
	Jan-22	(185,071.40)	46,637,992.83	41,496.71	(10,457,170.75)	36,180,822.08	(3,331.29)	(38,165.42)			
	Feb-22	(185,071.40)	46,452,921.43	41,496.71	(10,415,674.04)	36,037,247.39	(3,331.29)	(38,165.42)			
	Mar-22	(185,071.40)	46,267,850.03	41,496.71	(10,374,177.33)	35,893,672.70	(3,331.29)	(38,165.42)			
	Apr-22	(185,071.40)	46,082,778.63	41,496.71	(10,332,680.63)	35,750,098.01	(3,331.29)	(38,165.42)			
	May-22	(185,071.40)	45,897,707.23	41,496.71	(10,291,183.92)	35,606,523.32	(3,331.29)	(38,165.42)			
	Jun-22	(185,071.40)	45,712,635.83	41,496.71	(10,249,687.21)	35,462,948.63	(3,331.29)	(38,165.42)			
	Jul-22	(185,071.40)	45,527,564.43	41,496.71	(10,208,190.50)	35,319,373.94	(3,331.29)	(38,165.42)			
	Aug-22	(185,071.40)	45,342,493.03	41,496.71	(10,166,693.79)	35,175,799.25	(3,331.29)	(38,165.42)			
	Sep-22	(185,071.40)	45,157,421.63	41,496.71	(10,125,197.08)	35,032,224.56	(3,331.29)	(38,165.42)			
	Oct-22	(185,071.40)	44,972,350.23	41,496.71	(10,083,700.37)	34,888,649.86	(3,331.29)	(38,165.42)			
	Nov-22	(185,071.40)	44,787,278.83	41,496.71	(10,042,203.66)	34,745,075.17	(3,331.29)	(38,165.42)			
	Dec-22	(185,071.40)	44,602,207.43	41,496.71	(10,000,706.95)	34,601,500.48	(3,331.29)	(38,165.42)			
	Jan-23	(185,071.40)	44,417,136.03	41,496.71	(9,959,210.24)	34,457,925.79	(3,331.29)	(38,165.42)			
	Feb-23	(185,071.40)	44,232,064.63	41,496.71	(9,917,713.53)	34,314,351.10	(3,331.29)	(38,165.42)			
	Mar-23	(185,071.40)	44,046,993.23	41,496.71	(9,876,216.82)	34,170,776.41	(3,331.29)	(38,165.42)			
	Apr-23	(185,071.40)	43,861,921.83	41,496.71	(9,834,720.11)	34,027,201.72	(3,331.29)	(38,165.42)			
	May-23	(185,071.40)	43,676,850.43	41,496.71	(9,793,223.40)	33,883,627.03	(3,331.29)	(38,165.42)			
	Jun-23	(185,071.40)	43,491,779.03	41,496.71	(9,751,726.69)	33,740,052.34	(3,331.29)	(38,165.42)			
	Jul-23	(185,071.40)	43,306,707.63	41,496.71	(9,710,229.99)	33,596,477.65	(3,331.29)	(38,165.42)			
	Aug-23	(185,071.40)	43,121,636.23	41,496.71	(9,668,733.28)	33,452,902.96	(3,331.29)	(38,165.42)			
	Sep-23	(185,071.40)	42,936,564.83	41,496.71	(9,627,236.57)	33,309,328.27	(3,331.29)	(38,165.42)			
	Oct-23	(185,071.40)	42,751,493.43	41,496.71	(9,585,739.86)	33,165,753.57	(3,331.29)	(38,165.42)			
	Nov-23	(185,071.40)	42,566,422.03	41,496.71	(9,544,243.15)	33,022,178.88	(3,331.29)	(38,165.42)			
	Dec-23	(185,071.40)	42,381,350.63	41,496.71	(9,502,746.44)	32,878,604.19	(3,331.29)	(38,165.42)			
	Jan-24	(185,071.40)	42,196,279.23	41,496.71	(9,461,249.73)	32,735,029.50	(3,331.29)	(38,165.42)			
	Feb-24	(185,071.40)	42,011,207.83	41,496.71	(9,419,753.02)	32,591,454.81	(3,331.29)	(38,165.42)			
	Mar-24	(185,071.40)	41,826,136.43	41,496.71	(9,378,256.31)	32,447,880.12	(3,331.29)	(38,165.42)			
	Apr-24	(185,071.40)	41,641,065.03	41,496.71	(9,336,759.60)	32,304,305.43	(3,331.29)	(38,165.42)			
	May-24	(185,071.40)	41,455,993.63	41,496.71	(9,295,262.89)	32,160,730.74	(3,331.29)	(38,165.42)			
	Jun-24	(185,071.40)	41,270,922.23	41,496.71	(9,253,766.18)	32,017,156.05	(3,331.29)	(38,165.42)			
	Jul-24	(185,071.40)	41,085,850.83	41,496.71	(9,212,269.47)	31,873,581.36	(3,331.29)	(38,165.42)			
	Aug-24	(185,071.40)	40,900,779.43	41,496.71	(9,170,772.76)	31,730,006.67	(3,331.29)	(38,165.42)			
	Sep-24	(185,071.40)	40,715,708.03	41,496.71	(9,129,276.05)	31,586,431.98	(3,331.29)	(38,165.42)			
	Oct-24	(185,071.40)	40,530,636.63	41,496.71	(9,087,779.35)	31,442,857.29	(3,331.29)	(38,165.42)			
	Nov-24	(185,071.40)	40,345,565.23	41,496.71	(9,046,282.64)	31,299,282.59	(3,331.29)	(38,165.42)			
	Dec-24	(185,071.40)	40,160,493.83	41,496.71	(9,004,785.93)	31,155,707.90	(3,331.29)	(38,165.42)			
	Jan-25	(185,071.40)	39,975,422.43	41,496.71	(8,963,289.22)	31,012,133.21	(3,331.29)	(38,165.42)			
	Feb-25	(185,071.40)	39,790,351.03	41,496.71	(8,921,792.51)	30,868,558.52	(3,331.29)	(38,165.42)			
	Mar-25	(185,071.40)	39,605,279.63	41,496.71	(8,880,295.80)	30,724,983.83	(3,331.29)	(38,165.42)			
	Apr-25	(185,071.40)	39,420,208.23	41,496.71	(8,838,799.09)	30,581,409.14	(3,331.29)	(38,165.42)			
	May-25	(185,071.40)	39,235,136.83	41,496.71	(8,797,302.38)	30,437,834.45	(3,331.29)	(38,165.42)			
	Jun-25	(185,071.40)	39,050,065.43	41,496.71	(8,755,805.67)	30,294,259.76	(3,331.29)	(38,165.42)			
	Jul-25	(185,071.40)	38,864,994.03	41,496.71	(8,714,308.96)	30,150,685.07	(3,331.29)	(38,165.42)			

Amortization Schedule
GL# 010.0000.2150.20107.002000

	(Gain) Loss	Years	Annual Amort		10 years Jan 2013-Dec-2023	10 years Jan 2023-Dec-2033	10 years Jan 2033-Dec-2042	Jan 2013-Dec-2043
Deutsche Bank AG	17,703,796.05	30	590,126.54		5,901,265.35	5,901,265.35	5,901,265.35	17,703,796.05
Goldman Sachs	24,403,396.00	30	813,446.53		8,134,465.33	8,134,465.33	8,134,465.33	24,403,396.00
Bank of Tokyo - Mitsubishi UFJ	24,518,512.00	30	817,283.73		8,172,837.33	8,172,837.33	8,172,837.33	24,518,512.00
Total	66,625,704.05		2,220,856.80		22,208,568.02	22,208,568.02	22,208,568.02	66,625,704.05
			# months to Amort		120	120	120	360
					DR (CR)	DR (CR)	DR (CR)	
		LT Int Exp	**Monthly Amort**		**185,071.40**	**185,071.40**	**185,071.40**	
		2830.xxxxx	**Def State Tax**	2.30%	**4,256.64**	**4,256.64**	**4,256.64**	1,532,391.19
		2830.xxxxx	**Def Fed Tax**	34.20%	**63,294.42**	**63,294.42**	**63,294.42**	22,785,990.79
				0.20517				

new rates as of 06/30/20	
Def State Tax	1.80%
Def Fed Tax	20.62%
	22.422%

T-Lock Settlement

						Net OCI	**Def State Tax** 2.30%	**Def Fed Tax** 34.20%	36.50%	0.20517	0.22817
	2150.20107 Amort DR (CR)	**2150.20107** T-Lock Settlement DR (CR)	**2150.20107** Def Tax Adj DR (CR)	**2150.20107** Def Taxes DR (CR)	**2150.20107** Net of Tax	**2830.28206** Adjustment DR (CR)	**2830.28201** Adjustment DR (CR)			
Aug-25	(185,071.40)	38,679,922.63	41,496.71	(8,672,812.25)	30,007,110.38	(3,331.29)	(38,165.42)			
Sep-25	(185,071.40)	38,494,851.23	41,496.71	(8,631,315.54)	29,863,535.69	(3,331.29)	(38,165.42)			
Oct-25	(185,071.40)	38,309,779.83	41,496.71	(8,589,818.83)	29,719,961.00	(3,331.29)	(38,165.42)			
Nov-25	(185,071.40)	38,124,708.43	41,496.71	(8,548,322.12)	29,576,386.30	(3,331.29)	(38,165.42)			
Dec-25	(185,071.40)	37,939,637.03	41,496.71	(8,506,825.41)	29,432,811.61	(3,331.29)	(38,165.42)			
Jan-26	(185,071.40)	37,754,565.63	41,496.71	(8,465,328.71)	29,289,236.92	(3,331.29)	(38,165.42)			
Feb-26	(185,071.40)	37,569,494.23	41,496.71	(8,423,832.00)	29,145,662.23	(3,331.29)	(38,165.42)			
Mar-26	(185,071.40)	37,384,422.83	41,496.71	(8,382,335.29)	29,002,087.54	(3,331.29)	(38,165.42)			
Apr-26	(185,071.40)	37,199,351.43	41,496.71	(8,340,838.58)	28,858,512.85	(3,331.29)	(38,165.42)			
May-26	(185,071.40)	37,014,280.03	41,496.71	(8,299,341.87)	28,714,938.16	(3,331.29)	(38,165.42)			
Jun-26	(185,071.40)	36,829,208.63	41,496.71	(8,257,845.16)	28,571,363.47	(3,331.29)	(38,165.42)			
Jul-26	(185,071.40)	36,644,137.23	41,496.71	(8,216,348.45)	28,427,788.78	(3,331.29)	(38,165.42)			
Aug-26	(185,071.40)	36,459,065.83	41,496.71	(8,174,851.74)	28,284,214.09	(3,331.29)	(38,165.42)			
Sep-26	(185,071.40)	36,273,994.43	41,496.71	(8,133,355.03)	28,140,639.40	(3,331.29)	(38,165.42)			
Oct-26	(185,071.40)	36,088,923.03	41,496.71	(8,091,858.32)	27,997,064.71	(3,331.29)	(38,165.42)			
Nov-26	(185,071.40)	35,903,851.63	41,496.71	(8,050,361.61)	27,853,490.02	(3,331.29)	(38,165.42)			
Dec-26	(185,071.40)	35,718,780.23	41,496.71	(8,008,864.90)	27,709,915.32	(3,331.29)	(38,165.42)			
Jan-27	(185,071.40)	35,533,708.83	41,496.71	(7,967,368.19)	27,566,340.63	(3,331.29)	(38,165.42)			
Feb-27	(185,071.40)	35,348,637.43	41,496.71	(7,925,871.48)	27,422,765.94	(3,331.29)	(38,165.42)			
Mar-27	(185,071.40)	35,163,566.03	41,496.71	(7,884,374.77)	27,279,191.25	(3,331.29)	(38,165.42)			
Apr-27	(185,071.40)	34,978,494.63	41,496.71	(7,842,878.07)	27,135,616.56	(3,331.29)	(38,165.42)			
May-27	(185,071.40)	34,793,423.23	41,496.71	(7,801,381.36)	26,992,041.87	(3,331.29)	(38,165.42)			
Jun-27	(185,071.40)	34,608,351.83	41,496.71	(7,759,884.65)	26,848,467.18	(3,331.29)	(38,165.42)			
Jul-27	(185,071.40)	34,423,280.43	41,496.71	(7,718,387.94)	26,704,892.49	(3,331.29)	(38,165.42)			
Aug-27	(185,071.40)	34,238,209.03	41,496.71	(7,676,891.23)	26,561,317.80	(3,331.29)	(38,165.42)			
Sep-27	(185,071.40)	34,053,137.63	41,496.71	(7,635,394.52)	26,417,743.11	(3,331.29)	(38,165.42)			
Oct-27	(185,071.40)	33,868,066.23	41,496.71	(7,593,897.81)	26,274,168.42	(3,331.29)	(38,165.42)			
Nov-27	(185,071.40)	33,682,994.83	41,496.71	(7,552,401.10)	26,130,593.73	(3,331.29)	(38,165.42)			
Dec-27	(185,071.40)	33,497,923.43	41,496.71	(7,510,904.39)	25,987,019.03	(3,331.29)	(38,165.42)			
Jan-28	(185,071.40)	33,312,852.02	41,496.71	(7,469,407.68)	25,843,444.34	(3,331.29)	(38,165.42)			
Feb-28	(185,071.40)	33,127,780.62	41,496.71	(7,427,910.97)	25,699,869.65	(3,331.29)	(38,165.42)			
Mar-28	(185,071.40)	32,942,709.22	41,496.71	(7,386,414.26)	25,556,294.96	(3,331.29)	(38,165.42)			
Apr-28	(185,071.40)	32,757,637.82	41,496.71	(7,344,917.55)	25,412,720.27	(3,331.29)	(38,165.42)			
May-28	(185,071.40)	32,572,566.42	41,496.71	(7,303,420.84)	25,269,145.58	(3,331.29)	(38,165.42)			
Jun-28	(185,071.40)	32,387,495.02	41,496.71	(7,261,924.13)	25,125,570.89	(3,331.29)	(38,165.42)			
Jul-28	(185,071.40)	32,202,423.62	41,496.71	(7,220,427.43)	24,981,996.20	(3,331.29)	(38,165.42)			
Aug-28	(185,071.40)	32,017,352.22	41,496.71	(7,178,930.72)	24,838,421.51	(3,331.29)	(38,165.42)			
Sep-28	(185,071.40)	31,832,280.82	41,496.71	(7,137,434.01)	24,694,846.82	(3,331.29)	(38,165.42)			
Oct-28	(185,071.40)	31,647,209.42	41,496.71	(7,095,937.30)	24,551,272.13	(3,331.29)	(38,165.42)			
Nov-28	(185,071.40)	31,462,138.02	41,496.71	(7,054,440.59)	24,407,697.44	(3,331.29)	(38,165.42)			
Dec-28	(185,071.40)	31,277,066.62	41,496.71	(7,012,943.88)	24,264,122.75	(3,331.29)	(38,165.42)			
Jan-29	(185,071.40)	31,091,995.22	41,496.71	(6,971,447.17)	24,120,548.05	(3,331.29)	(38,165.42)			
Feb-29	(185,071.40)	30,906,923.82	41,496.71	(6,929,950.46)	23,976,973.36	(3,331.29)	(38,165.42)			
Mar-29	(185,071.40)	30,721,852.42	41,496.71	(6,888,453.75)	23,833,398.67	(3,331.29)	(38,165.42)			
Apr-29	(185,071.40)	30,536,781.02	41,496.71	(6,846,957.04)	23,689,823.98	(3,331.29)	(38,165.42)			
May-29	(185,071.40)	30,351,709.62	41,496.71	(6,805,460.33)	23,546,249.29	(3,331.29)	(38,165.42)			
Jun-29	(185,071.40)	30,166,638.22	41,496.71	(6,763,963.62)	23,402,674.60	(3,331.29)	(38,165.42)			
Jul-29	(185,071.40)	29,981,566.82	41,496.71	(6,722,466.91)	23,259,099.91	(3,331.29)	(38,165.42)			
Aug-29	(185,071.40)	29,796,495.42	41,496.71	(6,680,970.20)	23,115,525.22	(3,331.29)	(38,165.42)			
Sep-29	(185,071.40)	29,611,424.02	41,496.71	(6,639,473.49)	22,971,950.53	(3,331.29)	(38,165.42)			
Oct-29	(185,071.40)	29,426,352.62	41,496.71	(6,597,976.78)	22,828,375.84	(3,331.29)	(38,165.42)			
Nov-29	(185,071.40)	29,241,281.22	41,496.71	(6,556,480.08)	22,684,801.15	(3,331.29)	(38,165.42)			
Dec-29	(185,071.40)	29,056,209.82	41,496.71	(6,514,983.37)	22,541,226.46	(3,331.29)	(38,165.42)			
Jan-30	(185,071.40)	28,871,138.42	41,496.71	(6,473,486.66)	22,397,651.76	(3,331.29)	(38,165.42)			
Feb-30	(185,071.40)	28,686,067.02	41,496.71	(6,431,989.95)	22,254,077.07	(3,331.29)	(38,165.42)			
Mar-30	(185,071.40)	28,500,995.62	41,496.71	(6,390,493.24)	22,110,502.38	(3,331.29)	(38,165.42)			
Apr-30	(185,071.40)	28,315,924.22	41,496.71	(6,348,996.53)	21,966,927.69	(3,331.29)	(38,165.42)			
May-30	(185,071.40)	28,130,852.82	41,496.71	(6,307,499.82)	21,823,353.00	(3,331.29)	(38,165.42)			
Jun-30	(185,071.40)	27,945,781.42	41,496.71	(6,266,003.11)	21,679,778.31	(3,331.29)	(38,165.42)			
Jul-30	(185,071.40)	27,760,710.02	41,496.71	(6,224,506.40)	21,536,203.62	(3,331.29)	(38,165.42)			
Aug-30	(185,071.40)	27,575,638.62	41,496.71	(6,183,009.69)	21,392,628.93	(3,331.29)	(38,165.42)			
Sep-30	(185,071.40)	27,390,567.22	41,496.71	(6,141,512.98)	21,249,054.24	(3,331.29)	(38,165.42)			
Oct-30	(185,071.40)	27,205,495.82	41,496.71	(6,100,016.27)	21,105,479.55	(3,331.29)	(38,165.42)			
Nov-30	(185,071.40)	27,020,424.42	41,496.71	(6,058,519.56)	20,961,904.86	(3,331.29)	(38,165.42)			
Dec-30	(185,071.40)	26,835,353.02	41,496.71	(6,017,022.85)	20,818,330.17	(3,331.29)	(38,165.42)			
Jan-31	(185,071.40)	26,650,281.62	41,496.71	(5,975,526.14)	20,674,755.48	(3,331.29)	(38,165.42)			
Feb-31	(185,071.40)	26,465,210.22	41,496.71	(5,934,029.44)	20,531,180.78	(3,331.29)	(38,165.42)			
Mar-31	(185,071.40)	26,280,138.82	41,496.71	(5,892,532.73)	20,387,606.09	(3,331.29)	(38,165.42)			
Apr-31	(185,071.40)	26,095,067.42	41,496.71	(5,851,036.02)	20,244,031.40	(3,331.29)	(38,165.42)			
May-31	(185,071.40)	25,909,996.02	41,496.71	(5,809,539.31)	20,100,456.71	(3,331.29)	(38,165.42)			
Jun-31	(185,071.40)	25,724,924.62	41,496.71	(5,768,042.60)	19,956,882.02	(3,331.29)	(38,165.42)			

Amortization Schedule
GL# 010.0000.2150.20107.002000

	(Gain) Loss	Years	Annual Amort		10 years Jan 2013-Dec-2023	10 years Jan 2023-Dec-2033	10 years Jan 2033-Dec-2042	Jan 2013-Dec-2043
Deutsche Bank AG	17,703,796.05	30	590,126.54		5,901,265.35	5,901,265.35	5,901,265.35	17,703,796.05
Goldman Sachs	24,403,396.00	30	813,446.53		8,134,465.33	8,134,465.33	8,134,465.33	24,403,396.00
Bank of Tokyo - Mitsubishi UFJ	24,518,512.00	30	817,283.73		8,172,837.33	8,172,837.33	8,172,837.33	24,518,512.00
Total	66,625,704.05		2,220,856.80		22,208,568.02	22,208,568.02	22,208,568.02	66,625,704.05
			# months to Amort		120	120	120	360
					DR (CR)	DR (CR)	DR (CR)	
		LT Int Exp	**Monthly Amort**		**185,071.40**	**185,071.40**	**185,071.40**	
		2830.xxxxx	**Def State Tax**	2.30%	**4,256.64**	**4,256.64**	**4,256.64**	1,532,391.19
		2830.xxxxx	**Def Fed Tax**	34.20%	**63,294.42**	**63,294.42**	**63,294.42**	22,785,990.79
				0.20517				

new rates as of 06/30/20	
Def State Tax	1.80%
Def Fed Tax	20.62%
	22.422%

T-Lock Settlement

						Net OCI	**Def State Tax** 2.30%	**Def Fed Tax** 34.20%	36.50%	0.20517	0.22817
	2150.20107 Amort DR (CR)	**2150.20107** T-Lock Settlement DR (CR)	**2150.20107** Def Tax Adj DR (CR)	**2150.20107** Def Taxes DR (CR)	**2150.20107** Net of Tax		**2830.28206** Adjustment DR (CR)	**2830.28201** Adjustment DR (CR)			
Jul-31	(185,071.40)	25,539,853.22	41,496.71	(5,726,545.89)	19,813,307.33		(3,331.29)	(38,165.42)			
Aug-31	(185,071.40)	25,354,781.82	41,496.71	(5,685,049.18)	19,669,732.64		(3,331.29)	(38,165.42)			
Sep-31	(185,071.40)	25,169,710.42	41,496.71	(5,643,552.47)	19,526,157.95		(3,331.29)	(38,165.42)			
Oct-31	(185,071.40)	24,984,639.02	41,496.71	(5,602,055.76)	19,382,583.26		(3,331.29)	(38,165.42)			
Nov-31	(185,071.40)	24,799,567.62	41,496.71	(5,560,559.05)	19,239,008.57		(3,331.29)	(38,165.42)			
Dec-31	(185,071.40)	24,614,496.22	41,496.71	(5,519,062.34)	19,095,433.88		(3,331.29)	(38,165.42)			
Jan-32	(185,071.40)	24,429,424.82	41,496.71	(5,477,565.63)	18,951,859.19		(3,331.29)	(38,165.42)			
Feb-32	(185,071.40)	24,244,353.42	41,496.71	(5,436,068.92)	18,808,284.49		(3,331.29)	(38,165.42)			
Mar-32	(185,071.40)	24,059,282.02	41,496.71	(5,394,572.21)	18,664,709.80		(3,331.29)	(38,165.42)			
Apr-32	(185,071.40)	23,874,210.62	41,496.71	(5,353,075.50)	18,521,135.11		(3,331.29)	(38,165.42)			
May-32	(185,071.40)	23,689,139.22	41,496.71	(5,311,578.80)	18,377,560.42		(3,331.29)	(38,165.42)			
Jun-32	(185,071.40)	23,504,067.82	41,496.71	(5,270,082.09)	18,233,985.73		(3,331.29)	(38,165.42)			
Jul-32	(185,071.40)	23,318,996.42	41,496.71	(5,228,585.38)	18,090,411.04		(3,331.29)	(38,165.42)			
Aug-32	(185,071.40)	23,133,925.02	41,496.71	(5,187,088.67)	17,946,836.35		(3,331.29)	(38,165.42)			
Sep-32	(185,071.40)	22,948,853.62	41,496.71	(5,145,591.96)	17,803,261.66		(3,331.29)	(38,165.42)			
Oct-32	(185,071.40)	22,763,782.22	41,496.71	(5,104,095.25)	17,659,686.97		(3,331.29)	(38,165.42)			
Nov-32	(185,071.40)	22,578,710.82	41,496.71	(5,062,598.54)	17,516,112.28		(3,331.29)	(38,165.42)			
Dec-32	(185,071.40)	22,393,639.42	41,496.71	(5,021,101.83)	17,372,537.59		(3,331.29)	(38,165.42)			
Jan-33	(185,071.40)	22,208,568.02	41,496.71	(4,979,605.12)	17,228,962.90		(3,331.29)	(38,165.42)			
Feb-33	(185,071.40)	22,023,496.62	41,496.71	(4,938,108.41)	17,085,388.21		(3,331.29)	(38,165.42)			
Mar-33	(185,071.40)	21,838,425.22	41,496.71	(4,896,611.70)	16,941,813.51		(3,331.29)	(38,165.42)			
Apr-33	(185,071.40)	21,653,353.82	41,496.71	(4,855,114.99)	16,798,238.82		(3,331.29)	(38,165.42)			
May-33	(185,071.40)	21,468,282.42	41,496.71	(4,813,618.28)	16,654,664.13		(3,331.29)	(38,165.42)			
Jun-33	(185,071.40)	21,283,211.02	41,496.71	(4,772,121.57)	16,511,089.44		(3,331.29)	(38,165.42)			
Jul-33	(185,071.40)	21,098,139.62	41,496.71	(4,730,624.86)	16,367,514.75		(3,331.29)	(38,165.42)			
Aug-33	(185,071.40)	20,913,068.22	41,496.71	(4,689,128.16)	16,223,940.06		(3,331.29)	(38,165.42)			
Sep-33	(185,071.40)	20,727,996.82	41,496.71	(4,647,631.45)	16,080,365.37		(3,331.29)	(38,165.42)			
Oct-33	(185,071.40)	20,542,925.42	41,496.71	(4,606,134.74)	15,936,790.68		(3,331.29)	(38,165.42)			
Nov-33	(185,071.40)	20,357,854.02	41,496.71	(4,564,638.03)	15,793,215.99		(3,331.29)	(38,165.42)			
Dec-33	(185,071.40)	20,172,782.62	41,496.71	(4,523,141.32)	15,649,641.30		(3,331.29)	(38,165.42)			
Jan-34	(185,071.40)	19,987,711.21	41,496.71	(4,481,644.61)	15,506,066.61		(3,331.29)	(38,165.42)			
Feb-34	(185,071.40)	19,802,639.81	41,496.71	(4,440,147.90)	15,362,491.92		(3,331.29)	(38,165.42)			
Mar-34	(185,071.40)	19,617,568.41	41,496.71	(4,398,651.19)	15,218,917.22		(3,331.29)	(38,165.42)			
Apr-34	(185,071.40)	19,432,497.01	41,496.71	(4,357,154.48)	15,075,342.53		(3,331.29)	(38,165.42)			
May-34	(185,071.40)	19,247,425.61	41,496.71	(4,315,657.77)	14,931,767.84		(3,331.29)	(38,165.42)			
Jun-34	(185,071.40)	19,062,354.21	41,496.71	(4,274,161.06)	14,788,193.15		(3,331.29)	(38,165.42)			
Jul-34	(185,071.40)	18,877,282.81	41,496.71	(4,232,664.35)	14,644,618.46		(3,331.29)	(38,165.42)			
Aug-34	(185,071.40)	18,692,211.41	41,496.71	(4,191,167.64)	14,501,043.77		(3,331.29)	(38,165.42)			
Sep-34	(185,071.40)	18,507,140.01	41,496.71	(4,149,670.93)	14,357,469.08		(3,331.29)	(38,165.42)			
Oct-34	(185,071.40)	18,322,068.61	41,496.71	(4,108,174.22)	14,213,894.39		(3,331.29)	(38,165.42)			
Nov-34	(185,071.40)	18,136,997.21	41,496.71	(4,066,677.52)	14,070,319.70		(3,331.29)	(38,165.42)			
Dec-34	(185,071.40)	17,951,925.81	41,496.71	(4,025,180.81)	13,926,745.01		(3,331.29)	(38,165.42)			
Jan-35	(185,071.40)	17,766,854.41	41,496.71	(3,983,684.10)	13,783,170.32		(3,331.29)	(38,165.42)			
Feb-35	(185,071.40)	17,581,783.01	41,496.71	(3,942,187.39)	13,639,595.63		(3,331.29)	(38,165.42)			
Mar-35	(185,071.40)	17,396,711.61	41,496.71	(3,900,690.68)	13,496,020.94		(3,331.29)	(38,165.42)			
Apr-35	(185,071.40)	17,211,640.21	41,496.71	(3,859,193.97)	13,352,446.24		(3,331.29)	(38,165.42)			
May-35	(185,071.40)	17,026,568.81	41,496.71	(3,817,697.26)	13,208,871.55		(3,331.29)	(38,165.42)			
Jun-35	(185,071.40)	16,841,497.41	41,496.71	(3,776,200.55)	13,065,296.86		(3,331.29)	(38,165.42)			
Jul-35	(185,071.40)	16,656,426.01	41,496.71	(3,734,703.84)	12,921,722.17		(3,331.29)	(38,165.42)			
Aug-35	(185,071.40)	16,471,354.61	41,496.71	(3,693,207.13)	12,778,147.48		(3,331.29)	(38,165.42)			
Sep-35	(185,071.40)	16,286,283.21	41,496.71	(3,651,710.42)	12,634,572.79		(3,331.29)	(38,165.42)			
Oct-35	(185,071.40)	16,101,211.81	41,496.71	(3,610,213.71)	12,490,998.10		(3,331.29)	(38,165.42)			
Nov-35	(185,071.40)	15,916,140.41	41,496.71	(3,568,717.00)	12,347,423.41		(3,331.29)	(38,165.42)			
Dec-35	(185,071.40)	15,731,069.01	41,496.71	(3,527,220.29)	12,203,848.72		(3,331.29)	(38,165.42)			
Jan-36	(185,071.40)	15,545,997.61	41,496.71	(3,485,723.58)	12,060,274.03		(3,331.29)	(38,165.42)			
Feb-36	(185,071.40)	15,360,926.21	41,496.71	(3,444,226.88)	11,916,699.34		(3,331.29)	(38,165.42)			
Mar-36	(185,071.40)	15,175,854.81	41,496.71	(3,402,730.17)	11,773,124.65		(3,331.29)	(38,165.42)			
Apr-36	(185,071.40)	14,990,783.41	41,496.71	(3,361,233.46)	11,629,549.95		(3,331.29)	(38,165.42)			
May-36	(185,071.40)	14,805,712.01	41,496.71	(3,319,736.75)	11,485,975.26		(3,331.29)	(38,165.42)			
Jun-36	(185,071.40)	14,620,640.61	41,496.71	(3,278,240.04)	11,342,400.57		(3,331.29)	(38,165.42)			
Jul-36	(185,071.40)	14,435,569.21	41,496.71	(3,236,743.33)	11,198,825.88		(3,331.29)	(38,165.42)			
Aug-36	(185,071.40)	14,250,497.81	41,496.71	(3,195,246.62)	11,055,251.19		(3,331.29)	(38,165.42)			
Sep-36	(185,071.40)	14,065,426.41	41,496.71	(3,153,749.91)	10,911,676.50		(3,331.29)	(38,165.42)			
Oct-36	(185,071.40)	13,880,355.01	41,496.71	(3,112,253.20)	10,768,101.81		(3,331.29)	(38,165.42)			
Nov-36	(185,071.40)	13,695,283.61	41,496.71	(3,070,756.49)	10,624,527.12		(3,331.29)	(38,165.42)			
Dec-36	(185,071.40)	13,510,212.21	41,496.71	(3,029,259.78)	10,480,952.43		(3,331.29)	(38,165.42)			
Jan-37	(185,071.40)	13,325,140.81	41,496.71	(2,987,763.07)	10,337,377.74		(3,331.29)	(38,165.42)			
Feb-37	(185,071.40)	13,140,069.41	41,496.71	(2,946,266.36)	10,193,803.05		(3,331.29)	(38,165.42)			
Mar-37	(185,071.40)	12,954,998.01	41,496.71	(2,904,769.65)	10,050,228.36		(3,331.29)	(38,165.42)			
Apr-37	(185,071.40)	12,769,926.61	41,496.71	(2,863,272.94)	9,906,653.67		(3,331.29)	(38,165.42)			
May-37	(185,071.40)	12,584,855.21	41,496.71	(2,821,776.24)	9,763,078.97		(3,331.29)	(38,165.42)			

Amortization Schedule
GL# 010.0000.2150.20107.002000

	(Gain) Loss	Years	Annual Amort		10 years Jan 2013-Dec-2023	10 years Jan 2023-Dec-2033	10 years Jan 2033-Dec-2042	Jan 2013-Dec-2043
Deutsche Bank AG	17,703,796.05	30	590,126.54		5,901,265.35	5,901,265.35	5,901,265.35	17,703,796.05
Goldman Sachs	24,403,396.00	30	813,446.53		8,134,465.33	8,134,465.33	8,134,465.33	24,403,396.00
Bank of Tokyo - Mitsubishi UFJ	24,518,512.00	30	817,283.73		8,172,837.33	8,172,837.33	8,172,837.33	24,518,512.00
Total	66,625,704.05		2,220,856.80		22,208,568.02	22,208,568.02	22,208,568.02	66,625,704.05
			# months to Amort		120	120	120	360
					DR (CR)	DR (CR)	DR (CR)	
		LT Int Exp	**Monthly Amort**		**185,071.40**	**185,071.40**	**185,071.40**	
		2830.xxxxx	**Def State Tax**	2.30%	**4,256.64**	**4,256.64**	**4,256.64**	1,532,391.19
		2830.xxxxx	**Def Fed Tax**	34.20%	**63,294.42**	**63,294.42**	**63,294.42**	22,785,990.79
				0.20517				

new rates as of 06/30/20	
Def State Tax	1.80%
Def Fed Tax	20.62%
	22.422%

T-Lock Settlement

					Net OCI	**Def State Tax**	**Def Fed Tax**			
						2.30%	34.20%	36.50%	0.20517	0.22817
	2150.20107 Amort DR (CR)	**2150.20107** T-Lock Settlement DR (CR)	**2150.20107** Def Tax Adj DR (CR)	**2150.20107** Def Taxes DR (CR)	**2150.20107** Net of Tax	**2830.28206** Adjustment DR (CR)	**2830.28201** Adjustment DR (CR)			
Jun-37	(185,071.40)	12,399,783.81	41,496.71	(2,780,279.53)	9,619,504.28	(3,331.29)	(38,165.42)			
Jul-37	(185,071.40)	12,214,712.41	41,496.71	(2,738,782.82)	9,475,929.59	(3,331.29)	(38,165.42)			
Aug-37	(185,071.40)	12,029,641.01	41,496.71	(2,697,286.11)	9,332,354.90	(3,331.29)	(38,165.42)			
Sep-37	(185,071.40)	11,844,569.61	41,496.71	(2,655,789.40)	9,188,780.21	(3,331.29)	(38,165.42)			
Oct-37	(185,071.40)	11,659,498.21	41,496.71	(2,614,292.69)	9,045,205.52	(3,331.29)	(38,165.42)			
Nov-37	(185,071.40)	11,474,426.81	41,496.71	(2,572,795.98)	8,901,630.83	(3,331.29)	(38,165.42)			
Dec-37	(185,071.40)	11,289,355.41	41,496.71	(2,531,299.27)	8,758,056.14	(3,331.29)	(38,165.42)			
Jan-38	(185,071.40)	11,104,284.01	41,496.71	(2,489,802.56)	8,614,481.45	(3,331.29)	(38,165.42)			
Feb-38	(185,071.40)	10,919,212.61	41,496.71	(2,448,305.85)	8,470,906.76	(3,331.29)	(38,165.42)			
Mar-38	(185,071.40)	10,734,141.21	41,496.71	(2,406,809.14)	8,327,332.07	(3,331.29)	(38,165.42)			
Apr-38	(185,071.40)	10,549,069.81	41,496.71	(2,365,312.43)	8,183,757.38	(3,331.29)	(38,165.42)			
May-38	(185,071.40)	10,363,998.41	41,496.71	(2,323,815.72)	8,040,182.68	(3,331.29)	(38,165.42)			
Jun-38	(185,071.40)	10,178,927.01	41,496.71	(2,282,319.01)	7,896,607.99	(3,331.29)	(38,165.42)			
Jul-38	(185,071.40)	9,993,855.61	41,496.71	(2,240,822.30)	7,753,033.30	(3,331.29)	(38,165.42)			
Aug-38	(185,071.40)	9,808,784.21	41,496.71	(2,199,325.59)	7,609,458.61	(3,331.29)	(38,165.42)			
Sep-38	(185,071.40)	9,623,712.81	41,496.71	(2,157,828.89)	7,465,883.92	(3,331.29)	(38,165.42)			
Oct-38	(185,071.40)	9,438,641.41	41,496.71	(2,116,332.18)	7,322,309.23	(3,331.29)	(38,165.42)			
Nov-38	(185,071.40)	9,253,570.01	41,496.71	(2,074,835.47)	7,178,734.54	(3,331.29)	(38,165.42)			
Dec-38	(185,071.40)	9,068,498.61	41,496.71	(2,033,338.76)	7,035,159.85	(3,331.29)	(38,165.42)			
Jan-39	(185,071.40)	8,883,427.21	41,496.71	(1,991,842.05)	6,891,585.16	(3,331.29)	(38,165.42)			
Feb-39	(185,071.40)	8,698,355.81	41,496.71	(1,950,345.34)	6,748,010.47	(3,331.29)	(38,165.42)			
Mar-39	(185,071.40)	8,513,284.41	41,496.71	(1,908,848.63)	6,604,435.78	(3,331.29)	(38,165.42)			
Apr-39	(185,071.40)	8,328,213.01	41,496.71	(1,867,351.92)	6,460,861.09	(3,331.29)	(38,165.42)			
May-39	(185,071.40)	8,143,141.61	41,496.71	(1,825,855.21)	6,317,286.40	(3,331.29)	(38,165.42)			
Jun-39	(185,071.40)	7,958,070.21	41,496.71	(1,784,358.50)	6,173,711.70	(3,331.29)	(38,165.42)			
Jul-39	(185,071.40)	7,772,998.81	41,496.71	(1,742,861.79)	6,030,137.01	(3,331.29)	(38,165.42)			
Aug-39	(185,071.40)	7,587,927.41	41,496.71	(1,701,365.08)	5,886,562.32	(3,331.29)	(38,165.42)			
Sep-39	(185,071.40)	7,402,856.01	41,496.71	(1,659,868.37)	5,742,987.63	(3,331.29)	(38,165.42)			
Oct-39	(185,071.40)	7,217,784.61	41,496.71	(1,618,371.66)	5,599,412.94	(3,331.29)	(38,165.42)			
Nov-39	(185,071.40)	7,032,713.21	41,496.71	(1,576,874.95)	5,455,838.25	(3,331.29)	(38,165.42)			
Dec-39	(185,071.40)	6,847,641.81	41,496.71	(1,535,378.25)	5,312,263.56	(3,331.29)	(38,165.42)			
Jan-40	(185,071.40)	6,662,570.40	41,496.71	(1,493,881.54)	5,168,688.87	(3,331.29)	(38,165.42)			
Feb-40	(185,071.40)	6,477,499.00	41,496.71	(1,452,384.83)	5,025,114.18	(3,331.29)	(38,165.42)			
Mar-40	(185,071.40)	6,292,427.60	41,496.71	(1,410,888.12)	4,881,539.49	(3,331.29)	(38,165.42)			
Apr-40	(185,071.40)	6,107,356.20	41,496.71	(1,369,391.41)	4,737,964.80	(3,331.29)	(38,165.42)			
May-40	(185,071.40)	5,922,284.80	41,496.71	(1,327,894.70)	4,594,390.11	(3,331.29)	(38,165.42)			
Jun-40	(185,071.40)	5,737,213.40	41,496.71	(1,286,397.99)	4,450,815.41	(3,331.29)	(38,165.42)			
Jul-40	(185,071.40)	5,552,142.00	41,496.71	(1,244,901.28)	4,307,240.72	(3,331.29)	(38,165.42)			
Aug-40	(185,071.40)	5,367,070.60	41,496.71	(1,203,404.57)	4,163,666.03	(3,331.29)	(38,165.42)			
Sep-40	(185,071.40)	5,181,999.20	41,496.71	(1,161,907.86)	4,020,091.34	(3,331.29)	(38,165.42)			
Oct-40	(185,071.40)	4,996,927.80	41,496.71	(1,120,411.15)	3,876,516.65	(3,331.29)	(38,165.42)			
Nov-40	(185,071.40)	4,811,856.40	41,496.71	(1,078,914.44)	3,732,941.96	(3,331.29)	(38,165.42)			
Dec-40	(185,071.40)	4,626,785.00	41,496.71	(1,037,417.73)	3,589,367.27	(3,331.29)	(38,165.42)			
Jan-41	(185,071.40)	4,441,713.60	41,496.71	(995,921.02)	3,445,792.58	(3,331.29)	(38,165.42)			
Feb-41	(185,071.40)	4,256,642.20	41,496.71	(954,424.31)	3,302,217.89	(3,331.29)	(38,165.42)			
Mar-41	(185,071.40)	4,071,570.80	41,496.71	(912,927.61)	3,158,643.20	(3,331.29)	(38,165.42)			
Apr-41	(185,071.40)	3,886,499.40	41,496.71	(871,430.90)	3,015,068.51	(3,331.29)	(38,165.42)			
May-41	(185,071.40)	3,701,428.00	41,496.71	(829,934.19)	2,871,493.82	(3,331.29)	(38,165.42)			
Jun-41	(185,071.40)	3,516,356.60	41,496.71	(788,437.48)	2,727,919.13	(3,331.29)	(38,165.42)			
Jul-41	(185,071.40)	3,331,285.20	41,496.71	(746,940.77)	2,584,344.43	(3,331.29)	(38,165.42)			
Aug-41	(185,071.40)	3,146,213.80	41,496.71	(705,444.06)	2,440,769.74	(3,331.29)	(38,165.42)			
Sep-41	(185,071.40)	2,961,142.40	41,496.71	(663,947.35)	2,297,195.05	(3,331.29)	(38,165.42)			
Oct-41	(185,071.40)	2,776,071.00	41,496.71	(622,450.64)	2,153,620.36	(3,331.29)	(38,165.42)			
Nov-41	(185,071.40)	2,590,999.60	41,496.71	(580,953.93)	2,010,045.67	(3,331.29)	(38,165.42)			
Dec-41	(185,071.40)	2,405,928.20	41,496.71	(539,457.22)	1,866,470.98	(3,331.29)	(38,165.42)			
Jan-42	(185,071.40)	2,220,856.80	41,496.71	(497,960.51)	1,722,896.29	(3,331.29)	(38,165.42)			
Feb-42	(185,071.40)	2,035,785.40	41,496.71	(456,463.80)	1,579,321.60	(3,331.29)	(38,165.42)			
Mar-42	(185,071.40)	1,850,714.00	41,496.71	(414,967.09)	1,435,746.91	(3,331.29)	(38,165.42)			
Apr-42	(185,071.40)	1,665,642.60	41,496.71	(373,470.38)	1,292,172.22	(3,331.29)	(38,165.42)			
May-42	(185,071.40)	1,480,571.20	41,496.71	(331,973.67)	1,148,597.53	(3,331.29)	(38,165.42)			
Jun-42	(185,071.40)	1,295,499.80	41,496.71	(290,476.97)	1,005,022.84	(3,331.29)	(38,165.42)			
Jul-42	(185,071.40)	1,110,428.40	41,496.71	(248,980.26)	861,448.14	(3,331.29)	(38,165.42)			
Aug-42	(185,071.40)	925,357.00	41,496.71	(207,483.55)	717,873.45	(3,331.29)	(38,165.42)			
Sep-42	(185,071.40)	740,285.60	41,496.71	(165,986.84)	574,298.76	(3,331.29)	(38,165.42)			
Oct-42	(185,071.40)	555,214.20	41,496.71	(124,490.13)	430,724.07	(3,331.29)	(38,165.42)			
Nov-42	(185,071.40)	370,142.80	41,496.71	(82,993.42)	287,149.38	(3,331.29)	(38,165.42)			
Dec-42	(185,071.40)	185,071.40	41,496.71	(41,496.71)	143,574.69	(3,331.29)	(38,165.42)			
Jan-43	(185,071.40)	(0.00)	41,496.71	0.00	(0.00)	(3,331.29)	(38,165.42)			

Amortization Schedule
GL# 010.0000.2150.20108.002000

	(Gain) Loss	Years	Annual Amort
RBS	(3,940,950.00)	30	(131,365.00)
Goldman Sachs	(3,085,120.00)	30	(102,837.33)
Morgan Stanley	(3,210,000.00)	30	(107,000.00)
JPMorgan	(3,128,280.00)	30	(104,276.00)
Total	(13,364,350.00)		(445,478.33)

			DR (CR)
LT Int Exp	**Monthly Amort**		**(37,123.19)**
2830.xxxxx	**Def State Tax**	1.80%	**668.22**
2830.xxxxx	**Def Fed Tax**	20.62%	**7,655.55**
		22.42%	
		20.517	

new rates as of 06/30/20	
Def State Tax	1.80%
Def Fed Tax	20.62%
	22.422%

T-Lock Settlement

					Net OCI	**Def State Tax**	**Def Fed Tax**			
						1.80%	20.62%	22.42%	0.20517	0.22317
	2150.20108 Amort DR (CR)	**2150.20108** T-Lock Settlement DR (CR)	**2150.20108** Def Tax Adj DR (CR)	**2150.20108** Def Taxes DR (CR)	**2150.20108** Net of Tax	**2830.28206** Adjustment DR (CR)	**2830.28201** Adjustment DR (CR)			
Oct-14		(13,364,350.00)		2,996,554.56	(10,367,795.44)	-	-			
Oct-19	37,123.19	(11,136,958.33)	(8,323.76)	2,497,128.80	(8,639,829.54)	668.22	7,655.55			
Nov-19	37,123.19	(11,099,835.14)	(8,323.76)	2,488,805.03	(8,611,030.10)	668.22	7,655.55			
Dec-19	37,123.19	(11,062,711.94)	(8,323.76)	2,480,481.27	(8,582,230.67)	668.22	7,655.55			
Jan-20	37,123.19	(11,025,588.75)	(8,323.76)	2,472,157.51	(8,553,431.24)	668.22	7,655.55			
Feb-20	37,123.19	(10,988,465.56)	(8,323.76)	2,463,833.75	(8,524,631.81)	668.22	7,655.55			
Mar-20	37,123.19	(10,951,342.36)	(8,323.76)	2,455,509.98	(8,495,832.38)	668.22	7,655.55			
Apr-20	37,123.19	(10,914,219.17)	(8,323.76)	2,447,186.22	(8,467,032.95)	668.22	7,655.55			
May-20	37,123.19	(10,877,095.97)	(8,323.76)	2,438,862.46	(8,438,233.51)	668.22	7,655.55			
Jun-20	37,123.19	(10,839,972.78)	(8,323.76)	2,430,538.70	(8,409,434.08)	668.22	7,655.55			
Jul-20	37,123.19	(10,802,849.58)	(8,323.76)	2,422,214.93	(8,380,634.65)	668.22	7,655.55			
Aug-20	37,123.19	(10,765,726.39)	(8,323.76)	2,413,891.17	(8,351,835.22)	668.22	7,655.55			
Sep-20	37,123.19	(10,728,603.19)	(8,323.76)	2,405,567.41	(8,323,035.79)	668.22	7,655.55			
Oct-20	37,123.19	(10,691,480.00)	(8,323.76)	2,397,243.65	(8,294,236.35)	668.22	7,655.55			
Nov-20	37,123.19	(10,654,356.81)	(8,323.76)	2,388,919.88	(8,265,436.92)	668.22	7,655.55			
Dec-20	37,123.19	(10,617,233.61)	(8,323.76)	2,380,596.12	(8,236,637.49)	668.22	7,655.55			
Jan-21	37,123.19	(10,580,110.42)	(8,323.76)	2,372,272.36	(8,207,838.06)	668.22	7,655.55			
Feb-21	37,123.19	(10,542,987.22)	(8,323.76)	2,363,948.59	(8,179,038.63)	668.22	7,655.55			
Mar-21	37,123.19	(10,505,864.03)	(8,323.76)	2,355,624.83	(8,150,239.20)	668.22	7,655.55			
Apr-21	37,123.19	(10,468,740.83)	(8,323.76)	2,347,301.07	(8,121,439.76)	668.22	7,655.55			
May-21	37,123.19	(10,431,617.64)	(8,323.76)	2,338,977.31	(8,092,640.33)	668.22	7,655.55			
Jun-21	37,123.19	(10,394,494.44)	(8,323.76)	2,330,653.54	(8,063,840.90)	668.22	7,655.55			
Jul-21	37,123.19	(10,357,371.25)	(8,323.76)	2,322,329.78	(8,035,041.47)	668.22	7,655.55			
Aug-21	37,123.19	(10,320,248.06)	(8,323.76)	2,314,006.02	(8,006,242.04)	668.22	7,655.55			
Sep-21	37,123.19	(10,283,124.86)	(8,323.76)	2,305,682.26	(7,977,442.60)	668.22	7,655.55			
Oct-21	37,123.19	(10,246,001.67)	(8,323.76)	2,297,358.49	(7,948,643.17)	668.22	7,655.55			
Nov-21	37,123.19	(10,208,878.47)	(8,323.76)	2,289,034.73	(7,919,843.74)	668.22	7,655.55			
Dec-21	37,123.19	(10,171,755.28)	(8,323.76)	2,280,710.97	(7,891,044.31)	668.22	7,655.55			
Jan-22	37,123.19	(10,134,632.08)	(8,323.76)	2,272,387.21	(7,862,244.88)	668.22	7,655.55			
Feb-22	37,123.19	(10,097,508.89)	(8,323.76)	2,264,063.44	(7,833,445.45)	668.22	7,655.55			
Mar-22	37,123.19	(10,060,385.69)	(8,323.76)	2,255,739.68	(7,804,646.01)	668.22	7,655.55			
Apr-22	37,123.19	(10,023,262.50)	(8,323.76)	2,247,415.92	(7,775,846.58)	668.22	7,655.55			
May-22	37,123.19	(9,986,139.31)	(8,323.76)	2,239,092.16	(7,747,047.15)	668.22	7,655.55			
Jun-22	37,123.19	(9,949,016.11)	(8,323.76)	2,230,768.39	(7,718,247.72)	668.22	7,655.55			
Jul-22	37,123.19	(9,911,892.92)	(8,323.76)	2,222,444.63	(7,689,448.29)	668.22	7,655.55			
Aug-22	37,123.19	(9,874,769.72)	(8,323.76)	2,214,120.87	(7,660,648.86)	668.22	7,655.55			
Sep-22	37,123.19	(9,837,646.53)	(8,323.76)	2,205,797.10	(7,631,849.42)	668.22	7,655.55			
Oct-22	37,123.19	(9,800,523.33)	(8,323.76)	2,197,473.34	(7,603,049.99)	668.22	7,655.55			
Nov-22	37,123.19	(9,763,400.14)	(8,323.76)	2,189,149.58	(7,574,250.56)	668.22	7,655.55			
Dec-22	37,123.19	(9,726,276.94)	(8,323.76)	2,180,825.82	(7,545,451.13)	668.22	7,655.55			
Jan-23	37,123.19	(9,689,153.75)	(8,323.76)	2,172,502.05	(7,516,651.70)	668.22	7,655.55			
Feb-23	37,123.19	(9,652,030.56)	(8,323.76)	2,164,178.29	(7,487,852.26)	668.22	7,655.55			
Mar-23	37,123.19	(9,614,907.36)	(8,323.76)	2,155,854.53	(7,459,052.83)	668.22	7,655.55			
Apr-23	37,123.19	(9,577,784.17)	(8,323.76)	2,147,530.77	(7,430,253.40)	668.22	7,655.55			
May-23	37,123.19	(9,540,660.97)	(8,323.76)	2,139,207.00	(7,401,453.97)	668.22	7,655.55			
Jun-23	37,123.19	(9,503,537.78)	(8,323.76)	2,130,883.24	(7,372,654.54)	668.22	7,655.55			
Jul-23	37,123.19	(9,466,414.58)	(8,323.76)	2,122,559.48	(7,343,855.11)	668.22	7,655.55			
Aug-23	37,123.19	(9,429,291.39)	(8,323.76)	2,114,235.72	(7,315,055.67)	668.22	7,655.55			
Sep-23	37,123.19	(9,392,168.19)	(8,323.76)	2,105,911.95	(7,286,256.24)	668.22	7,655.55			
Oct-23	37,123.19	(9,355,045.00)	(8,323.76)	2,097,588.19	(7,257,456.81)	668.22	7,655.55			
Nov-23	37,123.19	(9,317,921.81)	(8,323.76)	2,089,264.43	(7,228,657.38)	668.22	7,655.55			
Dec-23	37,123.19	(9,280,798.61)	(8,323.76)	2,080,940.66	(7,199,857.95)	668.22	7,655.55			
Jan-24	37,123.19	(9,243,675.42)	(8,323.76)	2,072,616.90	(7,171,058.51)	668.22	7,655.55			
Feb-24	37,123.19	(9,206,552.22)	(8,323.76)	2,064,293.14	(7,142,259.08)	668.22	7,655.55			
Mar-24	37,123.19	(9,169,429.03)	(8,323.76)	2,055,969.38	(7,113,459.65)	668.22	7,655.55			
Apr-24	37,123.19	(9,132,305.83)	(8,323.76)	2,047,645.61	(7,084,660.22)	668.22	7,655.55			
May-24	37,123.19	(9,095,182.64)	(8,323.76)	2,039,321.85	(7,055,860.79)	668.22	7,655.55			
Jun-24	37,123.19	(9,058,059.44)	(8,323.76)	2,030,998.09	(7,027,061.36)	668.22	7,655.55			
Jul-24	37,123.19	(9,020,936.25)	(8,323.76)	2,022,674.33	(6,998,261.92)	668.22	7,655.55			
Aug-24	37,123.19	(8,983,813.06)	(8,323.76)	2,014,350.56	(6,969,462.49)	668.22	7,655.55			
Sep-24	37,123.19	(8,946,689.86)	(8,323.76)	2,006,026.80	(6,940,663.06)	668.22	7,655.55			
Oct-24	37,123.19	(8,909,566.67)	(8,323.76)	1,997,703.04	(6,911,863.63)	668.22	7,655.55			
Nov-24	37,123.19	(8,872,443.47)	(8,323.76)	1,989,379.28	(6,883,064.20)	668.22	7,655.55			
Dec-24	37,123.19	(8,835,320.28)	(8,323.76)	1,981,055.51	(6,854,264.77)	668.22	7,655.55			
Jan-25	37,123.19	(8,798,197.08)	(8,323.76)	1,972,731.75	(6,825,465.33)	668.22	7,655.55			
Feb-25	37,123.19	(8,761,073.89)	(8,323.76)	1,964,407.99	(6,796,665.90)	668.22	7,655.55			
Mar-25	37,123.19	(8,723,950.69)	(8,323.76)	1,956,084.22	(6,767,866.47)	668.22	7,655.55			
Apr-25	37,123.19	(8,686,827.50)	(8,323.76)	1,947,760.46	(6,739,067.04)	668.22	7,655.55			
May-25	37,123.19	(8,649,704.31)	(8,323.76)	1,939,436.70	(6,710,267.61)	668.22	7,655.55			

Amortization Schedule
GL# 010.0000.2150.20108.002000

	(Gain) Loss	Years	Annual Amort
RBS	(3,940,950.00)	30	(131,365.00)
Goldman Sachs	(3,085,120.00)	30	(102,837.33)
Morgan Stanley	(3,210,000.00)	30	(107,000.00)
JPMorgan	(3,128,280.00)	30	(104,276.00)
Total	(13,364,350.00)		(445,478.33)

			DR (CR)
LT Int Exp	**Monthly Amort**		**(37,123.19)**
2830.xxxxx	**Def State Tax**	1.80%	**668.22**
2830.xxxxx	**Def Fed Tax**	20.62%	**7,655.55**
		22.42%	
		20.517	

new rates as of 06/30/20	
Def State Tax	1.80%
Def Fed Tax	20.62%
	22.422%

T-Lock Settlement

					Net OCI	**Def State Tax**	**Def Fed Tax**			
						1.80%	20.62%	22.42%	0.20517	0.22317
	2150.20108	**2150.20108**	**2150.20108**	**2150.20108**	**2150.20108**	**2830.28206**	**2830.28201**			
	Amort	T-Lock Settlement	Def Tax Adj	Def Taxes	Net of Tax	Adjustment	Adjustment			
	DR (CR)	DR (CR)	DR (CR)	DR (CR)		DR (CR)	DR (CR)			
Jun-25	37,123.19	(8,612,581.11)	(8,323.76)	1,931,112.94	(6,681,468.17)	668.22	7,655.55			
Jul-25	37,123.19	(8,575,457.92)	(8,323.76)	1,922,789.17	(6,652,668.74)	668.22	7,655.55			
Aug-25	37,123.19	(8,538,334.72)	(8,323.76)	1,914,465.41	(6,623,869.31)	668.22	7,655.55			
Sep-25	37,123.19	(8,501,211.53)	(8,323.76)	1,906,141.65	(6,595,069.88)	668.22	7,655.55			
Oct-25	37,123.19	(8,464,088.33)	(8,323.76)	1,897,817.89	(6,566,270.45)	668.22	7,655.55			
Nov-25	37,123.19	(8,426,965.14)	(8,323.76)	1,889,494.12	(6,537,471.02)	668.22	7,655.55			
Dec-25	37,123.19	(8,389,841.94)	(8,323.76)	1,881,170.36	(6,508,671.58)	668.22	7,655.55			
Jan-26	37,123.19	(8,352,718.75)	(8,323.76)	1,872,846.60	(6,479,872.15)	668.22	7,655.55			
Feb-26	37,123.19	(8,315,595.56)	(8,323.76)	1,864,522.84	(6,451,072.72)	668.22	7,655.55			
Mar-26	37,123.19	(8,278,472.36)	(8,323.76)	1,856,199.07	(6,422,273.29)	668.22	7,655.55			
Apr-26	37,123.19	(8,241,349.17)	(8,323.76)	1,847,875.31	(6,393,473.86)	668.22	7,655.55			
May-26	37,123.19	(8,204,225.97)	(8,323.76)	1,839,551.55	(6,364,674.42)	668.22	7,655.55			
Jun-26	37,123.19	(8,167,102.78)	(8,323.76)	1,831,227.78	(6,335,874.99)	668.22	7,655.55			
Jul-26	37,123.19	(8,129,979.58)	(8,323.76)	1,822,904.02	(6,307,075.56)	668.22	7,655.55			
Aug-26	37,123.19	(8,092,856.39)	(8,323.76)	1,814,580.26	(6,278,276.13)	668.22	7,655.55			
Sep-26	37,123.19	(8,055,733.19)	(8,323.76)	1,806,256.50	(6,249,476.70)	668.22	7,655.55			
Oct-26	37,123.19	(8,018,610.00)	(8,323.76)	1,797,932.73	(6,220,677.27)	668.22	7,655.55			
Nov-26	37,123.19	(7,981,486.81)	(8,323.76)	1,789,608.97	(6,191,877.83)	668.22	7,655.55			
Dec-26	37,123.19	(7,944,363.61)	(8,323.76)	1,781,285.21	(6,163,078.40)	668.22	7,655.55			
Jan-27	37,123.19	(7,907,240.42)	(8,323.76)	1,772,961.45	(6,134,278.97)	668.22	7,655.55			
Feb-27	37,123.19	(7,870,117.22)	(8,323.76)	1,764,637.68	(6,105,479.54)	668.22	7,655.55			
Mar-27	37,123.19	(7,832,994.03)	(8,323.76)	1,756,313.92	(6,076,680.11)	668.22	7,655.55			
Apr-27	37,123.19	(7,795,870.83)	(8,323.76)	1,747,990.16	(6,047,880.68)	668.22	7,655.55			
May-27	37,123.19	(7,758,747.64)	(8,323.76)	1,739,666.40	(6,019,081.24)	668.22	7,655.55			
Jun-27	37,123.19	(7,721,624.44)	(8,323.76)	1,731,342.63	(5,990,281.81)	668.22	7,655.55			
Jul-27	37,123.19	(7,684,501.25)	(8,323.76)	1,723,018.87	(5,961,482.38)	668.22	7,655.55			
Aug-27	37,123.19	(7,647,378.06)	(8,323.76)	1,714,695.11	(5,932,682.95)	668.22	7,655.55			
Sep-27	37,123.19	(7,610,254.86)	(8,323.76)	1,706,371.34	(5,903,883.52)	668.22	7,655.55			
Oct-27	37,123.19	(7,573,131.67)	(8,323.76)	1,698,047.58	(5,875,084.08)	668.22	7,655.55			
Nov-27	37,123.19	(7,536,008.47)	(8,323.76)	1,689,723.82	(5,846,284.65)	668.22	7,655.55			
Dec-27	37,123.19	(7,498,885.28)	(8,323.76)	1,681,400.06	(5,817,485.22)	668.22	7,655.55			
Jan-28	37,123.19	(7,461,762.08)	(8,323.76)	1,673,076.29	(5,788,685.79)	668.22	7,655.55			
Feb-28	37,123.19	(7,424,638.89)	(8,323.76)	1,664,752.53	(5,759,886.36)	668.22	7,655.55			
Mar-28	37,123.19	(7,387,515.69)	(8,323.76)	1,656,428.77	(5,731,086.93)	668.22	7,655.55			
Apr-28	37,123.19	(7,350,392.50)	(8,323.76)	1,648,105.01	(5,702,287.49)	668.22	7,655.55			
May-28	37,123.19	(7,313,269.31)	(8,323.76)	1,639,781.24	(5,673,488.06)	668.22	7,655.55			
Jun-28	37,123.19	(7,276,146.11)	(8,323.76)	1,631,457.48	(5,644,688.63)	668.22	7,655.55			
Jul-28	37,123.19	(7,239,022.92)	(8,323.76)	1,623,133.72	(5,615,889.20)	668.22	7,655.55			
Aug-28	37,123.19	(7,201,899.72)	(8,323.76)	1,614,809.96	(5,587,089.77)	668.22	7,655.55			
Sep-28	37,123.19	(7,164,776.53)	(8,323.76)	1,606,486.19	(5,558,290.33)	668.22	7,655.55			
Oct-28	37,123.19	(7,127,653.33)	(8,323.76)	1,598,162.43	(5,529,490.90)	668.22	7,655.55			
Nov-28	37,123.19	(7,090,530.14)	(8,323.76)	1,589,838.67	(5,500,691.47)	668.22	7,655.55			
Dec-28	37,123.19	(7,053,406.94)	(8,323.76)	1,581,514.91	(5,471,892.04)	668.22	7,655.55			
Jan-29	37,123.19	(7,016,283.75)	(8,323.76)	1,573,191.14	(5,443,092.61)	668.22	7,655.55			
Feb-29	37,123.19	(6,979,160.56)	(8,323.76)	1,564,867.38	(5,414,293.18)	668.22	7,655.55			
Mar-29	37,123.19	(6,942,037.36)	(8,323.76)	1,556,543.62	(5,385,493.74)	668.22	7,655.55			
Apr-29	37,123.19	(6,904,914.17)	(8,323.76)	1,548,219.85	(5,356,694.31)	668.22	7,655.55			
May-29	37,123.19	(6,867,790.97)	(8,323.76)	1,539,896.09	(5,327,894.88)	668.22	7,655.55			
Jun-29	37,123.19	(6,830,667.78)	(8,323.76)	1,531,572.33	(5,299,095.45)	668.22	7,655.55			
Jul-29	37,123.19	(6,793,544.58)	(8,323.76)	1,523,248.57	(5,270,296.02)	668.22	7,655.55			
Aug-29	37,123.19	(6,756,421.39)	(8,323.76)	1,514,924.80	(5,241,496.59)	668.22	7,655.55			
Sep-29	37,123.19	(6,719,298.19)	(8,323.76)	1,506,601.04	(5,212,697.15)	668.22	7,655.55			
Oct-29	37,123.19	(6,682,175.00)	(8,323.76)	1,498,277.28	(5,183,897.72)	668.22	7,655.55			
Nov-29	37,123.19	(6,645,051.81)	(8,323.76)	1,489,953.52	(5,155,098.29)	668.22	7,655.55			
Dec-29	37,123.19	(6,607,928.61)	(8,323.76)	1,481,629.75	(5,126,298.86)	668.22	7,655.55			
Jan-30	37,123.19	(6,570,805.42)	(8,323.76)	1,473,305.99	(5,097,499.43)	668.22	7,655.55			
Feb-30	37,123.19	(6,533,682.22)	(8,323.76)	1,464,982.23	(5,068,699.99)	668.22	7,655.55			
Mar-30	37,123.19	(6,496,559.03)	(8,323.76)	1,456,658.47	(5,039,900.56)	668.22	7,655.55			
Apr-30	37,123.19	(6,459,435.83)	(8,323.76)	1,448,334.70	(5,011,101.13)	668.22	7,655.55			
May-30	37,123.19	(6,422,312.64)	(8,323.76)	1,440,010.94	(4,982,301.70)	668.22	7,655.55			
Jun-30	37,123.19	(6,385,189.44)	(8,323.76)	1,431,687.18	(4,953,502.27)	668.22	7,655.55			
Jul-30	37,123.19	(6,348,066.25)	(8,323.76)	1,423,363.41	(4,924,702.84)	668.22	7,655.55			
Aug-30	37,123.19	(6,310,943.06)	(8,323.76)	1,415,039.65	(4,895,903.40)	668.22	7,655.55			
Sep-30	37,123.19	(6,273,819.86)	(8,323.76)	1,406,715.89	(4,867,103.97)	668.22	7,655.55			
Oct-30	37,123.19	(6,236,696.67)	(8,323.76)	1,398,392.13	(4,838,304.54)	668.22	7,655.55			
Nov-30	37,123.19	(6,199,573.47)	(8,323.76)	1,390,068.36	(4,809,505.11)	668.22	7,655.55			
Dec-30	37,123.19	(6,162,450.28)	(8,323.76)	1,381,744.60	(4,780,705.68)	668.22	7,655.55			
Jan-31	37,123.19	(6,125,327.08)	(8,323.76)	1,373,420.84	(4,751,906.24)	668.22	7,655.55			
Feb-31	37,123.19	(6,088,203.89)	(8,323.76)	1,365,097.08	(4,723,106.81)	668.22	7,655.55			

Amortization Schedule
GL# 010.0000.2150.20108.002000

	(Gain) Loss	Years	Annual Amort
RBS	(3,940,950.00)	30	(131,365.00)
Goldman Sachs	(3,085,120.00)	30	(102,837.33)
Morgan Stanley	(3,210,000.00)	30	(107,000.00)
JPMorgan	(3,128,280.00)	30	(104,276.00)
Total	(13,364,350.00)		(445,478.33)

			DR (CR)
LT Int Exp	**Monthly Amort**		**(37,123.19)**
2830.xxxxx	**Def State Tax**	1.80%	**668.22**
2830.xxxxx	**Def Fed Tax**	20.62%	**7,655.55**
		22.42%	
		20.517	

new rates as of 06/30/20	
Def State Tax	1.80%
Def Fed Tax	20.62%
	22.422%

T-Lock Settlement

					Net OCI	**Def State Tax**	**Def Fed Tax**			
						1.80%	20.62%	22.42%	0.20517	0.22317
	2150.20108	**2150.20108**	**2150.20108**	**2150.20108**	**2150.20108**	**2830.28206**	**2830.28201**			
	Amort	T-Lock Settlement	Def Tax Adj	Def Taxes	Net of Tax	Adjustment	Adjustment			
	DR (CR)	DR (CR)	DR (CR)	DR (CR)		DR (CR)	DR (CR)			
Mar-31	37,123.19	(6,051,080.69)	(8,323.76)	1,356,773.31	(4,694,307.38)	668.22	7,655.55			
Apr-31	37,123.19	(6,013,957.50)	(8,323.76)	1,348,449.55	(4,665,507.95)	668.22	7,655.55			
May-31	37,123.19	(5,976,834.31)	(8,323.76)	1,340,125.79	(4,636,708.52)	668.22	7,655.55			
Jun-31	37,123.19	(5,939,711.11)	(8,323.76)	1,331,802.03	(4,607,909.09)	668.22	7,655.55			
Jul-31	37,123.19	(5,902,587.92)	(8,323.76)	1,323,478.26	(4,579,109.65)	668.22	7,655.55			
Aug-31	37,123.19	(5,865,464.72)	(8,323.76)	1,315,154.50	(4,550,310.22)	668.22	7,655.55			
Sep-31	37,123.19	(5,828,341.53)	(8,323.76)	1,306,830.74	(4,521,510.79)	668.22	7,655.55			
Oct-31	37,123.19	(5,791,218.33)	(8,323.76)	1,298,506.97	(4,492,711.36)	668.22	7,655.55			
Nov-31	37,123.19	(5,754,095.14)	(8,323.76)	1,290,183.21	(4,463,911.93)	668.22	7,655.55			
Dec-31	37,123.19	(5,716,971.94)	(8,323.76)	1,281,859.45	(4,435,112.50)	668.22	7,655.55			
Jan-32	37,123.19	(5,679,848.75)	(8,323.76)	1,273,535.69	(4,406,313.06)	668.22	7,655.55			
Feb-32	37,123.19	(5,642,725.56)	(8,323.76)	1,265,211.92	(4,377,513.63)	668.22	7,655.55			
Mar-32	37,123.19	(5,605,602.36)	(8,323.76)	1,256,888.16	(4,348,714.20)	668.22	7,655.55			
Apr-32	37,123.19	(5,568,479.17)	(8,323.76)	1,248,564.40	(4,319,914.77)	668.22	7,655.55			
May-32	37,123.19	(5,531,355.97)	(8,323.76)	1,240,240.64	(4,291,115.34)	668.22	7,655.55			
Jun-32	37,123.19	(5,494,232.78)	(8,323.76)	1,231,916.87	(4,262,315.90)	668.22	7,655.55			
Jul-32	37,123.19	(5,457,109.58)	(8,323.76)	1,223,593.11	(4,233,516.47)	668.22	7,655.55			
Aug-32	37,123.19	(5,419,986.39)	(8,323.76)	1,215,269.35	(4,204,717.04)	668.22	7,655.55			
Sep-32	37,123.19	(5,382,863.19)	(8,323.76)	1,206,945.59	(4,175,917.61)	668.22	7,655.55			
Oct-32	37,123.19	(5,345,740.00)	(8,323.76)	1,198,621.82	(4,147,118.18)	668.22	7,655.55			
Nov-32	37,123.19	(5,308,616.81)	(8,323.76)	1,190,298.06	(4,118,318.75)	668.22	7,655.55			
Dec-32	37,123.19	(5,271,493.61)	(8,323.76)	1,181,974.30	(4,089,519.31)	668.22	7,655.55			
Jan-33	37,123.19	(5,234,370.42)	(8,323.76)	1,173,650.53	(4,060,719.88)	668.22	7,655.55			
Feb-33	37,123.19	(5,197,247.22)	(8,323.76)	1,165,326.77	(4,031,920.45)	668.22	7,655.55			
Mar-33	37,123.19	(5,160,124.03)	(8,323.76)	1,157,003.01	(4,003,121.02)	668.22	7,655.55			
Apr-33	37,123.19	(5,123,000.83)	(8,323.76)	1,148,679.25	(3,974,321.59)	668.22	7,655.55			
May-33	37,123.19	(5,085,877.64)	(8,323.76)	1,140,355.48	(3,945,522.15)	668.22	7,655.55			
Jun-33	37,123.19	(5,048,754.44)	(8,323.76)	1,132,031.72	(3,916,722.72)	668.22	7,655.55			
Jul-33	37,123.19	(5,011,631.25)	(8,323.76)	1,123,707.96	(3,887,923.29)	668.22	7,655.55			
Aug-33	37,123.19	(4,974,508.06)	(8,323.76)	1,115,384.20	(3,859,123.86)	668.22	7,655.55			
Sep-33	37,123.19	(4,937,384.86)	(8,323.76)	1,107,060.43	(3,830,324.43)	668.22	7,655.55			
Oct-33	37,123.19	(4,900,261.67)	(8,323.76)	1,098,736.67	(3,801,525.00)	668.22	7,655.55			
Nov-33	37,123.19	(4,863,138.47)	(8,323.76)	1,090,412.91	(3,772,725.56)	668.22	7,655.55			
Dec-33	37,123.19	(4,826,015.28)	(8,323.76)	1,082,089.15	(3,743,926.13)	668.22	7,655.55			
Jan-34	37,123.19	(4,788,892.08)	(8,323.76)	1,073,765.38	(3,715,126.70)	668.22	7,655.55			
Feb-34	37,123.19	(4,751,768.89)	(8,323.76)	1,065,441.62	(3,686,327.27)	668.22	7,655.55			
Mar-34	37,123.19	(4,714,645.69)	(8,323.76)	1,057,117.86	(3,657,527.84)	668.22	7,655.55			
Apr-34	37,123.19	(4,677,522.50)	(8,323.76)	1,048,794.09	(3,628,728.41)	668.22	7,655.55			
May-34	37,123.19	(4,640,399.31)	(8,323.76)	1,040,470.33	(3,599,928.97)	668.22	7,655.55			
Jun-34	37,123.19	(4,603,276.11)	(8,323.76)	1,032,146.57	(3,571,129.54)	668.22	7,655.55			
Jul-34	37,123.19	(4,566,152.92)	(8,323.76)	1,023,822.81	(3,542,330.11)	668.22	7,655.55			
Aug-34	37,123.19	(4,529,029.72)	(8,323.76)	1,015,499.04	(3,513,530.68)	668.22	7,655.55			
Sep-34	37,123.19	(4,491,906.53)	(8,323.76)	1,007,175.28	(3,484,731.25)	668.22	7,655.55			
Oct-34	37,123.19	(4,454,783.33)	(8,323.76)	998,851.52	(3,455,931.81)	668.22	7,655.55			
Nov-34	37,123.19	(4,417,660.14)	(8,323.76)	990,527.76	(3,427,132.38)	668.22	7,655.55			
Dec-34	37,123.19	(4,380,536.94)	(8,323.76)	982,203.99	(3,398,332.95)	668.22	7,655.55			
Jan-35	37,123.19	(4,343,413.75)	(8,323.76)	973,880.23	(3,369,533.52)	668.22	7,655.55			
Feb-35	37,123.19	(4,306,290.56)	(8,323.76)	965,556.47	(3,340,734.09)	668.22	7,655.55			
Mar-35	37,123.19	(4,269,167.36)	(8,323.76)	957,232.71	(3,311,934.66)	668.22	7,655.55			
Apr-35	37,123.19	(4,232,044.17)	(8,323.76)	948,908.94	(3,283,135.22)	668.22	7,655.55			
May-35	37,123.19	(4,194,920.97)	(8,323.76)	940,585.18	(3,254,335.79)	668.22	7,655.55			
Jun-35	37,123.19	(4,157,797.78)	(8,323.76)	932,261.42	(3,225,536.36)	668.22	7,655.55			
Jul-35	37,123.19	(4,120,674.58)	(8,323.76)	923,937.66	(3,196,736.93)	668.22	7,655.55			
Aug-35	37,123.19	(4,083,551.39)	(8,323.76)	915,613.89	(3,167,937.50)	668.22	7,655.55			
Sep-35	37,123.19	(4,046,428.19)	(8,323.76)	907,290.13	(3,139,138.06)	668.22	7,655.55			
Oct-35	37,123.19	(4,009,305.00)	(8,323.76)	898,966.37	(3,110,338.63)	668.22	7,655.55			
Nov-35	37,123.19	(3,972,181.81)	(8,323.76)	890,642.60	(3,081,539.20)	668.22	7,655.55			
Dec-35	37,123.19	(3,935,058.61)	(8,323.76)	882,318.84	(3,052,739.77)	668.22	7,655.55			
Jan-36	37,123.19	(3,897,935.42)	(8,323.76)	873,995.08	(3,023,940.34)	668.22	7,655.55			
Feb-36	37,123.19	(3,860,812.22)	(8,323.76)	865,671.32	(2,995,140.91)	668.22	7,655.55			
Mar-36	37,123.19	(3,823,689.03)	(8,323.76)	857,347.55	(2,966,341.47)	668.22	7,655.55			
Apr-36	37,123.19	(3,786,565.83)	(8,323.76)	849,023.79	(2,937,542.04)	668.22	7,655.55			
May-36	37,123.19	(3,749,442.64)	(8,323.76)	840,700.03	(2,908,742.61)	668.22	7,655.55			
Jun-36	37,123.19	(3,712,319.44)	(8,323.76)	832,376.27	(2,879,943.18)	668.22	7,655.55			
Jul-36	37,123.19	(3,675,196.25)	(8,323.76)	824,052.50	(2,851,143.75)	668.22	7,655.55			
Aug-36	37,123.19	(3,638,073.06)	(8,323.76)	815,728.74	(2,822,344.32)	668.22	7,655.55			
Sep-36	37,123.19	(3,600,949.86)	(8,323.76)	807,404.98	(2,793,544.88)	668.22	7,655.55			
Oct-36	37,123.19	(3,563,826.67)	(8,323.76)	799,081.22	(2,764,745.45)	668.22	7,655.55			
Nov-36	37,123.19	(3,526,703.47)	(8,323.76)	790,757.45	(2,735,946.02)	668.22	7,655.55			

Amortization Schedule
GL# 010.0000.2150.20108.002000

	(Gain) Loss	Years	Annual Amort
RBS	(3,940,950.00)	30	(131,365.00)
Goldman Sachs	(3,085,120.00)	30	(102,837.33)
Morgan Stanley	(3,210,000.00)	30	(107,000.00)
JPMorgan	(3,128,280.00)	30	(104,276.00)
Total	(13,364,350.00)		(445,478.33)

			DR (CR)
LT Int Exp	**Monthly Amort**		**(37,123.19)**
2830.xxxxx	**Def State Tax**	1.80%	**668.22**
2830.xxxxx	**Def Fed Tax**	20.62%	**7,655.55**
		22.42%	
		20.517	

new rates as of 06/30/20	
Def State Tax	1.80%
Def Fed Tax	20.62%
	22.422%

T-Lock Settlement

					Net OCI	**Def State Tax**	**Def Fed Tax**			
						1.80%	20.62%	22.42%	0.20517	0.22317
	2150.20108	**2150.20108**	**2150.20108**	**2150.20108**	**2150.20108**	**2830.28206**	**2830.28201**			
	Amort	T-Lock Settlement	Def Tax Adj	Def Taxes	Net of Tax	Adjustment	Adjustment			
	DR (CR)	DR (CR)	DR (CR)	DR (CR)		DR (CR)	DR (CR)			
Dec-36	37,123.19	(3,489,580.28)	(8,323.76)	782,433.69	(2,707,146.59)	668.22	7,655.55			
Jan-37	37,123.19	(3,452,457.08)	(8,323.76)	774,109.93	(2,678,347.16)	668.22	7,655.55			
Feb-37	37,123.19	(3,415,333.89)	(8,323.76)	765,786.16	(2,649,547.72)	668.22	7,655.55			
Mar-37	37,123.19	(3,378,210.69)	(8,323.76)	757,462.40	(2,620,748.29)	668.22	7,655.55			
Apr-37	37,123.19	(3,341,087.50)	(8,323.76)	749,138.64	(2,591,948.86)	668.22	7,655.55			
May-37	37,123.19	(3,303,964.31)	(8,323.76)	740,814.88	(2,563,149.43)	668.22	7,655.55			
Jun-37	37,123.19	(3,266,841.11)	(8,323.76)	732,491.11	(2,534,350.00)	668.22	7,655.55			
Jul-37	37,123.19	(3,229,717.92)	(8,323.76)	724,167.35	(2,505,550.57)	668.22	7,655.55			
Aug-37	37,123.19	(3,192,594.72)	(8,323.76)	715,843.59	(2,476,751.13)	668.22	7,655.55			
Sep-37	37,123.19	(3,155,471.53)	(8,323.76)	707,519.83	(2,447,951.70)	668.22	7,655.55			
Oct-37	37,123.19	(3,118,348.33)	(8,323.76)	699,196.06	(2,419,152.27)	668.22	7,655.55			
Nov-37	37,123.19	(3,081,225.14)	(8,323.76)	690,872.30	(2,390,352.84)	668.22	7,655.55			
Dec-37	37,123.19	(3,044,101.94)	(8,323.76)	682,548.54	(2,361,553.41)	668.22	7,655.55			
Jan-38	37,123.19	(3,006,978.75)	(8,323.76)	674,224.78	(2,332,753.97)	668.22	7,655.55			
Feb-38	37,123.19	(2,969,855.56)	(8,323.76)	665,901.01	(2,303,954.54)	668.22	7,655.55			
Mar-38	37,123.19	(2,932,732.36)	(8,323.76)	657,577.25	(2,275,155.11)	668.22	7,655.55			
Apr-38	37,123.19	(2,895,609.17)	(8,323.76)	649,253.49	(2,246,355.68)	668.22	7,655.55			
May-38	37,123.19	(2,858,485.97)	(8,323.76)	640,929.72	(2,217,556.25)	668.22	7,655.55			
Jun-38	37,123.19	(2,821,362.78)	(8,323.76)	632,605.96	(2,188,756.82)	668.22	7,655.55			
Jul-38	37,123.19	(2,784,239.58)	(8,323.76)	624,282.20	(2,159,957.38)	668.22	7,655.55			
Aug-38	37,123.19	(2,747,116.39)	(8,323.76)	615,958.44	(2,131,157.95)	668.22	7,655.55			
Sep-38	37,123.19	(2,709,993.19)	(8,323.76)	607,634.67	(2,102,358.52)	668.22	7,655.55			
Oct-38	37,123.19	(2,672,870.00)	(8,323.76)	599,310.91	(2,073,559.09)	668.22	7,655.55			
Nov-38	37,123.19	(2,635,746.81)	(8,323.76)	590,987.15	(2,044,759.66)	668.22	7,655.55			
Dec-38	37,123.19	(2,598,623.61)	(8,323.76)	582,663.39	(2,015,960.23)	668.22	7,655.55			
Jan-39	37,123.19	(2,561,500.42)	(8,323.76)	574,339.62	(1,987,160.79)	668.22	7,655.55			
Feb-39	37,123.19	(2,524,377.22)	(8,323.76)	566,015.86	(1,958,361.36)	668.22	7,655.55			
Mar-39	37,123.19	(2,487,254.03)	(8,323.76)	557,692.10	(1,929,561.93)	668.22	7,655.55			
Apr-39	37,123.19	(2,450,130.83)	(8,323.76)	549,368.34	(1,900,762.50)	668.22	7,655.55			
May-39	37,123.19	(2,413,007.64)	(8,323.76)	541,044.57	(1,871,963.07)	668.22	7,655.55			
Jun-39	37,123.19	(2,375,884.44)	(8,323.76)	532,720.81	(1,843,163.63)	668.22	7,655.55			
Jul-39	37,123.19	(2,338,761.25)	(8,323.76)	524,397.05	(1,814,364.20)	668.22	7,655.55			
Aug-39	37,123.19	(2,301,638.06)	(8,323.76)	516,073.28	(1,785,564.77)	668.22	7,655.55			
Sep-39	37,123.19	(2,264,514.86)	(8,323.76)	507,749.52	(1,756,765.34)	668.22	7,655.55			
Oct-39	37,123.19	(2,227,391.67)	(8,323.76)	499,425.76	(1,727,965.91)	668.22	7,655.55			
Nov-39	37,123.19	(2,190,268.47)	(8,323.76)	491,102.00	(1,699,166.48)	668.22	7,655.55			
Dec-39	37,123.19	(2,153,145.28)	(8,323.76)	482,778.23	(1,670,367.04)	668.22	7,655.55			
Jan-40	37,123.19	(2,116,022.08)	(8,323.76)	474,454.47	(1,641,567.61)	668.22	7,655.55			
Feb-40	37,123.19	(2,078,898.89)	(8,323.76)	466,130.71	(1,612,768.18)	668.22	7,655.55			
Mar-40	37,123.19	(2,041,775.69)	(8,323.76)	457,806.95	(1,583,968.75)	668.22	7,655.55			
Apr-40	37,123.19	(2,004,652.50)	(8,323.76)	449,483.18	(1,555,169.32)	668.22	7,655.55			
May-40	37,123.19	(1,967,529.31)	(8,323.76)	441,159.42	(1,526,369.88)	668.22	7,655.55			
Jun-40	37,123.19	(1,930,406.11)	(8,323.76)	432,835.66	(1,497,570.45)	668.22	7,655.55			
Jul-40	37,123.19	(1,893,282.92)	(8,323.76)	424,511.90	(1,468,771.02)	668.22	7,655.55			
Aug-40	37,123.19	(1,856,159.72)	(8,323.76)	416,188.13	(1,439,971.59)	668.22	7,655.55			
Sep-40	37,123.19	(1,819,036.53)	(8,323.76)	407,864.37	(1,411,172.16)	668.22	7,655.55			
Oct-40	37,123.19	(1,781,913.33)	(8,323.76)	399,540.61	(1,382,372.73)	668.22	7,655.55			
Nov-40	37,123.19	(1,744,790.14)	(8,323.76)	391,216.84	(1,353,573.29)	668.22	7,655.55			
Dec-40	37,123.19	(1,707,666.94)	(8,323.76)	382,893.08	(1,324,773.86)	668.22	7,655.55			
Jan-41	37,123.19	(1,670,543.75)	(8,323.76)	374,569.32	(1,295,974.43)	668.22	7,655.55			
Feb-41	37,123.19	(1,633,420.56)	(8,323.76)	366,245.56	(1,267,175.00)	668.22	7,655.55			
Mar-41	37,123.19	(1,596,297.36)	(8,323.76)	357,921.79	(1,238,375.57)	668.22	7,655.55			
Apr-41	37,123.19	(1,559,174.17)	(8,323.76)	349,598.03	(1,209,576.14)	668.22	7,655.55			
May-41	37,123.19	(1,522,050.97)	(8,323.76)	341,274.27	(1,180,776.70)	668.22	7,655.55			
Jun-41	37,123.19	(1,484,927.78)	(8,323.76)	332,950.51	(1,151,977.27)	668.22	7,655.55			
Jul-41	37,123.19	(1,447,804.58)	(8,323.76)	324,626.74	(1,123,177.84)	668.22	7,655.55			
Aug-41	37,123.19	(1,410,681.39)	(8,323.76)	316,302.98	(1,094,378.41)	668.22	7,655.55			
Sep-41	37,123.19	(1,373,558.19)	(8,323.76)	307,979.22	(1,065,578.98)	668.22	7,655.55			
Oct-41	37,123.19	(1,336,435.00)	(8,323.76)	299,655.46	(1,036,779.54)	668.22	7,655.55			
Nov-41	37,123.19	(1,299,311.81)	(8,323.76)	291,331.69	(1,007,980.11)	668.22	7,655.55			
Dec-41	37,123.19	(1,262,188.61)	(8,323.76)	283,007.93	(979,180.68)	668.22	7,655.55			
Jan-42	37,123.19	(1,225,065.42)	(8,323.76)	274,684.17	(950,381.25)	668.22	7,655.55			
Feb-42	37,123.19	(1,187,942.22)	(8,323.76)	266,360.41	(921,581.82)	668.22	7,655.55			
Mar-42	37,123.19	(1,150,819.03)	(8,323.76)	258,036.64	(892,782.39)	668.22	7,655.55			
Apr-42	37,123.19	(1,113,695.83)	(8,323.76)	249,712.88	(863,982.95)	668.22	7,655.55			
May-42	37,123.19	(1,076,572.64)	(8,323.76)	241,389.12	(835,183.52)	668.22	7,655.55			
Jun-42	37,123.19	(1,039,449.44)	(8,323.76)	233,065.35	(806,384.09)	668.22	7,655.55			
Jul-42	37,123.19	(1,002,326.25)	(8,323.76)	224,741.59	(777,584.66)	668.22	7,655.55			
Aug-42	37,123.19	(965,203.06)	(8,323.76)	216,417.83	(748,785.23)	668.22	7,655.55			

Amortization Schedule
GL# 010.0000.2150.20108.002000

	(Gain) Loss	Years	Annual Amort
RBS	(3,940,950.00)	30	(131,365.00)
Goldman Sachs	(3,085,120.00)	30	(102,837.33)
Morgan Stanley	(3,210,000.00)	30	(107,000.00)
JPMorgan	(3,128,280.00)	30	(104,276.00)
Total	(13,364,350.00)		(445,478.33)

			DR (CR)
LT Int Exp	**Monthly Amort**		**(37,123.19)**
2830.xxxxx	**Def State Tax**	1.80%	**668.22**
2830.xxxxx	**Def Fed Tax**	20.62%	**7,655.55**
		22.42%	
		20.517	

new rates as of 06/30/20	
Def State Tax	1.80%
Def Fed Tax	20.62%
	22.422%

T-Lock Settlement

					Net OCI	**Def State Tax**	**Def Fed Tax**			
						1.80%	20.62%	22.42%	0.20517	0.22317
	2150.20108	**2150.20108**	**2150.20108**	**2150.20108**	**2150.20108**	**2830.28206**	**2830.28201**			
	Amort	T-Lock Settlement	Def Tax Adj	Def Taxes	Net of Tax	Adjustment	Adjustment			
	DR (CR)	DR (CR)	DR (CR)	DR (CR)		DR (CR)	DR (CR)			
Sep-42	37,123.19	(928,079.86)	(8,323.76)	208,094.07	(719,985.79)	668.22	7,655.55			
Oct-42	37,123.19	(890,956.67)	(8,323.76)	199,770.30	(691,186.36)	668.22	7,655.55			
Nov-42	37,123.19	(853,833.47)	(8,323.76)	191,446.54	(662,386.93)	668.22	7,655.55			
Dec-42	37,123.19	(816,710.28)	(8,323.76)	183,122.78	(633,587.50)	668.22	7,655.55			
Jan-43	37,123.19	(779,587.08)	(8,323.76)	174,799.02	(604,788.07)	668.22	7,655.55			
Feb-43	37,123.19	(742,463.89)	(8,323.76)	166,475.25	(575,988.64)	668.22	7,655.55			
Mar-43	37,123.19	(705,340.69)	(8,323.76)	158,151.49	(547,189.20)	668.22	7,655.55			
Apr-43	37,123.19	(668,217.50)	(8,323.76)	149,827.73	(518,389.77)	668.22	7,655.55			
May-43	37,123.19	(631,094.31)	(8,323.76)	141,503.97	(489,590.34)	668.22	7,655.55			
Jun-43	37,123.19	(593,971.11)	(8,323.76)	133,180.20	(460,790.91)	668.22	7,655.55			
Jul-43	37,123.19	(556,847.92)	(8,323.76)	124,856.44	(431,991.48)	668.22	7,655.55			
Aug-43	37,123.19	(519,724.72)	(8,323.76)	116,532.68	(403,192.05)	668.22	7,655.55			
Sep-43	37,123.19	(482,601.53)	(8,323.76)	108,208.91	(374,392.61)	668.22	7,655.55			
Oct-43	37,123.19	(445,478.33)	(8,323.76)	99,885.15	(345,593.18)	668.22	7,655.55			
Nov-43	37,123.19	(408,355.14)	(8,323.76)	91,561.39	(316,793.75)	668.22	7,655.55			
Dec-43	37,123.19	(371,231.94)	(8,323.76)	83,237.63	(287,994.32)	668.22	7,655.55			
Jan-44	37,123.19	(334,108.75)	(8,323.76)	74,913.86	(259,194.89)	668.22	7,655.55			
Feb-44	37,123.19	(296,985.56)	(8,323.76)	66,590.10	(230,395.45)	668.22	7,655.55			
Mar-44	37,123.19	(259,862.36)	(8,323.76)	58,266.34	(201,596.02)	668.22	7,655.55			
Apr-44	37,123.19	(222,739.17)	(8,323.76)	49,942.58	(172,796.59)	668.22	7,655.55			
May-44	37,123.19	(185,615.97)	(8,323.76)	41,618.81	(143,997.16)	668.22	7,655.55			
Jun-44	37,123.19	(148,492.78)	(8,323.76)	33,295.05	(115,197.73)	668.22	7,655.55			
Jul-44	37,123.19	(111,369.58)	(8,323.76)	24,971.29	(86,398.30)	668.22	7,655.55			
Aug-44	37,123.19	(74,246.39)	(8,323.76)	16,647.53	(57,598.86)	668.22	7,655.55			
Sep-44	37,123.19	(37,123.19)	(8,323.76)	8,323.76	(28,799.43)	668.22	7,655.55			
Oct-44	37,123.19	(0.00)	(8,323.76)	(0.00)	(0.00)	668.22	7,655.55			

Amortization Schedule
GL# 010.0000.2150.20109.002000
06/15/17-10/15/44

	(Gain) Loss	Years	Annual Amort
UBS	18,305,434.00	27	677,979.04
Credit Agricole	18,690,073.00	27	692,224.93
Total	36,995,507.00		1,370,203.96

324.00	months	
4.00	4 months	
328.00		

			DR (CR)
LT Int Exp	**Monthly Amort**		**112,791.18**
2830.xxxxx	**Def State Tax**	1.80%	**(2,030.24)**
2830.xxxxx	**Def Fed Tax**	20.62%	**(23,259.80)**
		22.42%	

new rates as of 06/30/20	
Def State Tax	1.80%
Def Fed Tax	20.62%
	22.422%

T-Lock Settlement

					Net OCI	**Def State Tax**	**Def Fed Tax**			
						1.80%	20.62%	22.42%	0.20517	0.22317
	2150.20109	**2150.20109**	**2150.20109**	**2150.20109**	**2150.20109**	**2830.28206**	**2830.28201**			
	Amort	T-Lock Settlement	Def Tax Adj	Def Taxes	Net of Tax	Adjustment	Adjustment			
	DR (CR)	DR (CR)	DR (CR)	DR (CR)		DR (CR)	DR (CR)			
Jun-17		36,995,507.00		(8,295,132.58)	28,700,374.42	-	-			
Oct-19	(112,791.18)	33,837,353.96	25,290.04	(7,587,011.51)	26,250,342.46	(2,030.24)	(23,259.80)			
Nov-19	(112,791.18)	33,724,562.78	25,290.04	(7,561,721.47)	26,162,841.32	(2,030.24)	(23,259.80)			
Dec-19	(112,791.18)	33,611,771.60	25,290.04	(7,536,431.43)	26,075,340.17	(2,030.24)	(23,259.80)			
Jan-20	(112,791.18)	33,498,980.42	25,290.04	(7,511,141.39)	25,987,839.03	(2,030.24)	(23,259.80)			
Feb-20	(112,791.18)	33,386,189.24	25,290.04	(7,485,851.35)	25,900,337.89	(2,030.24)	(23,259.80)			
Mar-20	(112,791.18)	33,273,398.06	25,290.04	(7,460,561.31)	25,812,836.75	(2,030.24)	(23,259.80)			
Apr-20	(112,791.18)	33,160,606.88	25,290.04	(7,435,271.28)	25,725,335.61	(2,030.24)	(23,259.80)			
May-20	(112,791.18)	33,047,815.70	25,290.04	(7,409,981.24)	25,637,834.47	(2,030.24)	(23,259.80)			
Jun-20	(112,791.18)	32,935,024.52	25,290.04	(7,384,691.20)	25,550,333.33	(2,030.24)	(23,259.80)			
Jul-20	(112,791.18)	32,822,233.34	25,290.04	(7,359,401.16)	25,462,832.18	(2,030.24)	(23,259.80)			
Aug-20	(112,791.18)	32,709,442.16	25,290.04	(7,334,111.12)	25,375,331.04	(2,030.24)	(23,259.80)			
Sep-20	(112,791.18)	32,596,650.98	25,290.04	(7,308,821.08)	25,287,829.90	(2,030.24)	(23,259.80)			
Oct-20	(112,791.18)	32,483,859.80	25,290.04	(7,283,531.05)	25,200,328.76	(2,030.24)	(23,259.80)			
Nov-20	(112,791.18)	32,371,068.63	25,290.04	(7,258,241.01)	25,112,827.62	(2,030.24)	(23,259.80)			
Dec-20	(112,791.18)	32,258,277.45	25,290.04	(7,232,950.97)	25,025,326.48	(2,030.24)	(23,259.80)			
Jan-21	(112,791.18)	32,145,486.27	25,290.04	(7,207,660.93)	24,937,825.33	(2,030.24)	(23,259.80)			
Feb-21	(112,791.18)	32,032,695.09	25,290.04	(7,182,370.89)	24,850,324.19	(2,030.24)	(23,259.80)			
Mar-21	(112,791.18)	31,919,903.91	25,290.04	(7,157,080.85)	24,762,823.05	(2,030.24)	(23,259.80)			
Apr-21	(112,791.18)	31,807,112.73	25,290.04	(7,131,790.82)	24,675,321.91	(2,030.24)	(23,259.80)			
May-21	(112,791.18)	31,694,321.55	25,290.04	(7,106,500.78)	24,587,820.77	(2,030.24)	(23,259.80)			
Jun-21	(112,791.18)	31,581,530.37	25,290.04	(7,081,210.74)	24,500,319.63	(2,030.24)	(23,259.80)			
Jul-21	(112,791.18)	31,468,739.19	25,290.04	(7,055,920.70)	24,412,818.49	(2,030.24)	(23,259.80)			
Aug-21	(112,791.18)	31,355,948.01	25,290.04	(7,030,630.66)	24,325,317.34	(2,030.24)	(23,259.80)			
Sep-21	(112,791.18)	31,243,156.83	25,290.04	(7,005,340.62)	24,237,816.20	(2,030.24)	(23,259.80)			
Oct-21	(112,791.18)	31,130,365.65	25,290.04	(6,980,050.59)	24,150,315.06	(2,030.24)	(23,259.80)			
Nov-21	(112,791.18)	31,017,574.47	25,290.04	(6,954,760.55)	24,062,813.92	(2,030.24)	(23,259.80)			
Dec-21	(112,791.18)	30,904,783.29	25,290.04	(6,929,470.51)	23,975,312.78	(2,030.24)	(23,259.80)			
Jan-22	(112,791.18)	30,791,992.11	25,290.04	(6,904,180.47)	23,887,811.64	(2,030.24)	(23,259.80)			
Feb-22	(112,791.18)	30,679,200.93	25,290.04	(6,878,890.43)	23,800,310.50	(2,030.24)	(23,259.80)			
Mar-22	(112,791.18)	30,566,409.75	25,290.04	(6,853,600.39)	23,712,809.35	(2,030.24)	(23,259.80)			
Apr-22	(112,791.18)	30,453,618.57	25,290.04	(6,828,310.36)	23,625,308.21	(2,030.24)	(23,259.80)			
May-22	(112,791.18)	30,340,827.39	25,290.04	(6,803,020.32)	23,537,807.07	(2,030.24)	(23,259.80)			
Jun-22	(112,791.18)	30,228,036.21	25,290.04	(6,777,730.28)	23,450,305.93	(2,030.24)	(23,259.80)			
Jul-22	(112,791.18)	30,115,245.03	25,290.04	(6,752,440.24)	23,362,804.79	(2,030.24)	(23,259.80)			
Aug-22	(112,791.18)	30,002,453.85	25,290.04	(6,727,150.20)	23,275,303.65	(2,030.24)	(23,259.80)			
Sep-22	(112,791.18)	29,889,662.67	25,290.04	(6,701,860.16)	23,187,802.50	(2,030.24)	(23,259.80)			
Oct-22	(112,791.18)	29,776,871.49	25,290.04	(6,676,570.12)	23,100,301.36	(2,030.24)	(23,259.80)			
Nov-22	(112,791.18)	29,664,080.31	25,290.04	(6,651,280.09)	23,012,800.22	(2,030.24)	(23,259.80)			
Dec-22	(112,791.18)	29,551,289.13	25,290.04	(6,625,990.05)	22,925,299.08	(2,030.24)	(23,259.80)			
Jan-23	(112,791.18)	29,438,497.95	25,290.04	(6,600,700.01)	22,837,797.94	(2,030.24)	(23,259.80)			
Feb-23	(112,791.18)	29,325,706.77	25,290.04	(6,575,409.97)	22,750,296.80	(2,030.24)	(23,259.80)			
Mar-23	(112,791.18)	29,212,915.59	25,290.04	(6,550,119.93)	22,662,795.66	(2,030.24)	(23,259.80)			
Apr-23	(112,791.18)	29,100,124.41	25,290.04	(6,524,829.89)	22,575,294.51	(2,030.24)	(23,259.80)			
May-23	(112,791.18)	28,987,333.23	25,290.04	(6,499,539.86)	22,487,793.37	(2,030.24)	(23,259.80)			
Jun-23	(112,791.18)	28,874,542.05	25,290.04	(6,474,249.82)	22,400,292.23	(2,030.24)	(23,259.80)			
Jul-23	(112,791.18)	28,761,750.87	25,290.04	(6,448,959.78)	22,312,791.09	(2,030.24)	(23,259.80)			
Aug-23	(112,791.18)	28,648,959.69	25,290.04	(6,423,669.74)	22,225,289.95	(2,030.24)	(23,259.80)			
Sep-23	(112,791.18)	28,536,168.51	25,290.04	(6,398,379.70)	22,137,788.81	(2,030.24)	(23,259.80)			
Oct-23	(112,791.18)	28,423,377.33	25,290.04	(6,373,089.66)	22,050,287.66	(2,030.24)	(23,259.80)			
Nov-23	(112,791.18)	28,310,586.15	25,290.04	(6,347,799.63)	21,962,786.52	(2,030.24)	(23,259.80)			
Dec-23	(112,791.18)	28,197,794.97	25,290.04	(6,322,509.59)	21,875,285.38	(2,030.24)	(23,259.80)			
Jan-24	(112,791.18)	28,085,003.79	25,290.04	(6,297,219.55)	21,787,784.24	(2,030.24)	(23,259.80)			
Feb-24	(112,791.18)	27,972,212.61	25,290.04	(6,271,929.51)	21,700,283.10	(2,030.24)	(23,259.80)			
Mar-24	(112,791.18)	27,859,421.43	25,290.04	(6,246,639.47)	21,612,781.96	(2,030.24)	(23,259.80)			
Apr-24	(112,791.18)	27,746,630.25	25,290.04	(6,221,349.43)	21,525,280.82	(2,030.24)	(23,259.80)			
May-24	(112,791.18)	27,633,839.07	25,290.04	(6,196,059.40)	21,437,779.67	(2,030.24)	(23,259.80)			
Jun-24	(112,791.18)	27,521,047.89	25,290.04	(6,170,769.36)	21,350,278.53	(2,030.24)	(23,259.80)			
Jul-24	(112,791.18)	27,408,256.71	25,290.04	(6,145,479.32)	21,262,777.39	(2,030.24)	(23,259.80)			
Aug-24	(112,791.18)	27,295,465.53	25,290.04	(6,120,189.28)	21,175,276.25	(2,030.24)	(23,259.80)			
Sep-24	(112,791.18)	27,182,674.35	25,290.04	(6,094,899.24)	21,087,775.11	(2,030.24)	(23,259.80)			
Oct-24	(112,791.18)	27,069,883.17	25,290.04	(6,069,609.20)	21,000,273.97	(2,030.24)	(23,259.80)			
Nov-24	(112,791.18)	26,957,091.99	25,290.04	(6,044,319.17)	20,912,772.82	(2,030.24)	(23,259.80)			
Dec-24	(112,791.18)	26,844,300.81	25,290.04	(6,019,029.13)	20,825,271.68	(2,030.24)	(23,259.80)			
Jan-25	(112,791.18)	26,731,509.63	25,290.04	(5,993,739.09)	20,737,770.54	(2,030.24)	(23,259.80)			
Feb-25	(112,791.18)	26,618,718.45	25,290.04	(5,968,449.05)	20,650,269.40	(2,030.24)	(23,259.80)			
Mar-25	(112,791.18)	26,505,927.27	25,290.04	(5,943,159.01)	20,562,768.26	(2,030.24)	(23,259.80)			
Apr-25	(112,791.18)	26,393,136.09	25,290.04	(5,917,868.97)	20,475,267.12	(2,030.24)	(23,259.80)			
May-25	(112,791.18)	26,280,344.91	25,290.04	(5,892,578.94)	20,387,765.98	(2,030.24)	(23,259.80)			

Amortization Schedule
GL# 010.0000.2150.20109.002000
06/15/17-10/15/44

	(Gain) Loss	Years	Annual Amort
UBS	18,305,434.00	27	677,979.04
Credit Agricole	18,690,073.00	27	692,224.93
Total	36,995,507.00		1,370,203.96

324.00	months	
4.00	4 months	
328.00		

			DR (CR)
LT Int Exp	**Monthly Amort**		**112,791.18**
2830.xxxxx	**Def State Tax**	1.80%	**(2,030.24)**
2830.xxxxx	**Def Fed Tax**	20.62%	**(23,259.80)**
		22.42%	

new rates as of 06/30/20	
Def State Tax	1.80%
Def Fed Tax	20.62%
	22.422%

T-Lock Settlement

					Net OCI	**Def State Tax**	**Def Fed Tax**			
						1.80%	20.62%	22.42%	0.20517	0.22317
	2150.20109	**2150.20109**	**2150.20109**	**2150.20109**	**2150.20109**	**2830.28206**	**2830.28201**			
	Amort	T-Lock Settlement	Def Tax Adj	Def Taxes	Net of Tax	Adjustment	Adjustment			
	DR (CR)	DR (CR)	DR (CR)	DR (CR)		DR (CR)	DR (CR)			
Jun-25	(112,791.18)	26,167,553.73	25,290.04	(5,867,288.90)	20,300,264.83	(2,030.24)	(23,259.80)			
Jul-25	(112,791.18)	26,054,762.55	25,290.04	(5,841,998.86)	20,212,763.69	(2,030.24)	(23,259.80)			
Aug-25	(112,791.18)	25,941,971.37	25,290.04	(5,816,708.82)	20,125,262.55	(2,030.24)	(23,259.80)			
Sep-25	(112,791.18)	25,829,180.19	25,290.04	(5,791,418.78)	20,037,761.41	(2,030.24)	(23,259.80)			
Oct-25	(112,791.18)	25,716,389.01	25,290.04	(5,766,128.74)	19,950,260.27	(2,030.24)	(23,259.80)			
Nov-25	(112,791.18)	25,603,597.83	25,290.04	(5,740,838.71)	19,862,759.13	(2,030.24)	(23,259.80)			
Dec-25	(112,791.18)	25,490,806.65	25,290.04	(5,715,548.67)	19,775,257.98	(2,030.24)	(23,259.80)			
Jan-26	(112,791.18)	25,378,015.47	25,290.04	(5,690,258.63)	19,687,756.84	(2,030.24)	(23,259.80)			
Feb-26	(112,791.18)	25,265,224.29	25,290.04	(5,664,968.59)	19,600,255.70	(2,030.24)	(23,259.80)			
Mar-26	(112,791.18)	25,152,433.11	25,290.04	(5,639,678.55)	19,512,754.56	(2,030.24)	(23,259.80)			
Apr-26	(112,791.18)	25,039,641.93	25,290.04	(5,614,388.51)	19,425,253.42	(2,030.24)	(23,259.80)			
May-26	(112,791.18)	24,926,850.75	25,290.04	(5,589,098.48)	19,337,752.28	(2,030.24)	(23,259.80)			
Jun-26	(112,791.18)	24,814,059.57	25,290.04	(5,563,808.44)	19,250,251.14	(2,030.24)	(23,259.80)			
Jul-26	(112,791.18)	24,701,268.39	25,290.04	(5,538,518.40)	19,162,749.99	(2,030.24)	(23,259.80)			
Aug-26	(112,791.18)	24,588,477.21	25,290.04	(5,513,228.36)	19,075,248.85	(2,030.24)	(23,259.80)			
Sep-26	(112,791.18)	24,475,686.03	25,290.04	(5,487,938.32)	18,987,747.71	(2,030.24)	(23,259.80)			
Oct-26	(112,791.18)	24,362,894.85	25,290.04	(5,462,648.28)	18,900,246.57	(2,030.24)	(23,259.80)			
Nov-26	(112,791.18)	24,250,103.67	25,290.04	(5,437,358.25)	18,812,745.43	(2,030.24)	(23,259.80)			
Dec-26	(112,791.18)	24,137,312.49	25,290.04	(5,412,068.21)	18,725,244.29	(2,030.24)	(23,259.80)			
Jan-27	(112,791.18)	24,024,521.31	25,290.04	(5,386,778.17)	18,637,743.14	(2,030.24)	(23,259.80)			
Feb-27	(112,791.18)	23,911,730.13	25,290.04	(5,361,488.13)	18,550,242.00	(2,030.24)	(23,259.80)			
Mar-27	(112,791.18)	23,798,938.95	25,290.04	(5,336,198.09)	18,462,740.86	(2,030.24)	(23,259.80)			
Apr-27	(112,791.18)	23,686,147.77	25,290.04	(5,310,908.05)	18,375,239.72	(2,030.24)	(23,259.80)			
May-27	(112,791.18)	23,573,356.59	25,290.04	(5,285,618.02)	18,287,738.58	(2,030.24)	(23,259.80)			
Jun-27	(112,791.18)	23,460,565.41	25,290.04	(5,260,327.98)	18,200,237.44	(2,030.24)	(23,259.80)			
Jul-27	(112,791.18)	23,347,774.23	25,290.04	(5,235,037.94)	18,112,736.30	(2,030.24)	(23,259.80)			
Aug-27	(112,791.18)	23,234,983.05	25,290.04	(5,209,747.90)	18,025,235.15	(2,030.24)	(23,259.80)			
Sep-27	(112,791.18)	23,122,191.88	25,290.04	(5,184,457.86)	17,937,734.01	(2,030.24)	(23,259.80)			
Oct-27	(112,791.18)	23,009,400.70	25,290.04	(5,159,167.82)	17,850,232.87	(2,030.24)	(23,259.80)			
Nov-27	(112,791.18)	22,896,609.52	25,290.04	(5,133,877.79)	17,762,731.73	(2,030.24)	(23,259.80)			
Dec-27	(112,791.18)	22,783,818.34	25,290.04	(5,108,587.75)	17,675,230.59	(2,030.24)	(23,259.80)			
Jan-28	(112,791.18)	22,671,027.16	25,290.04	(5,083,297.71)	17,587,729.45	(2,030.24)	(23,259.80)			
Feb-28	(112,791.18)	22,558,235.98	25,290.04	(5,058,007.67)	17,500,228.31	(2,030.24)	(23,259.80)			
Mar-28	(112,791.18)	22,445,444.80	25,290.04	(5,032,717.63)	17,412,727.16	(2,030.24)	(23,259.80)			
Apr-28	(112,791.18)	22,332,653.62	25,290.04	(5,007,427.59)	17,325,226.02	(2,030.24)	(23,259.80)			
May-28	(112,791.18)	22,219,862.44	25,290.04	(4,982,137.56)	17,237,724.88	(2,030.24)	(23,259.80)			
Jun-28	(112,791.18)	22,107,071.26	25,290.04	(4,956,847.52)	17,150,223.74	(2,030.24)	(23,259.80)			
Jul-28	(112,791.18)	21,994,280.08	25,290.04	(4,931,557.48)	17,062,722.60	(2,030.24)	(23,259.80)			
Aug-28	(112,791.18)	21,881,488.90	25,290.04	(4,906,267.44)	16,975,221.46	(2,030.24)	(23,259.80)			
Sep-28	(112,791.18)	21,768,697.72	25,290.04	(4,880,977.40)	16,887,720.31	(2,030.24)	(23,259.80)			
Oct-28	(112,791.18)	21,655,906.54	25,290.04	(4,855,687.36)	16,800,219.17	(2,030.24)	(23,259.80)			
Nov-28	(112,791.18)	21,543,115.36	25,290.04	(4,830,397.33)	16,712,718.03	(2,030.24)	(23,259.80)			
Dec-28	(112,791.18)	21,430,324.18	25,290.04	(4,805,107.29)	16,625,216.89	(2,030.24)	(23,259.80)			
Jan-29	(112,791.18)	21,317,533.00	25,290.04	(4,779,817.25)	16,537,715.75	(2,030.24)	(23,259.80)			
Feb-29	(112,791.18)	21,204,741.82	25,290.04	(4,754,527.21)	16,450,214.61	(2,030.24)	(23,259.80)			
Mar-29	(112,791.18)	21,091,950.64	25,290.04	(4,729,237.17)	16,362,713.47	(2,030.24)	(23,259.80)			
Apr-29	(112,791.18)	20,979,159.46	25,290.04	(4,703,947.13)	16,275,212.32	(2,030.24)	(23,259.80)			
May-29	(112,791.18)	20,866,368.28	25,290.04	(4,678,657.10)	16,187,711.18	(2,030.24)	(23,259.80)			
Jun-29	(112,791.18)	20,753,577.10	25,290.04	(4,653,367.06)	16,100,210.04	(2,030.24)	(23,259.80)			
Jul-29	(112,791.18)	20,640,785.92	25,290.04	(4,628,077.02)	16,012,708.90	(2,030.24)	(23,259.80)			
Aug-29	(112,791.18)	20,527,994.74	25,290.04	(4,602,786.98)	15,925,207.76	(2,030.24)	(23,259.80)			
Sep-29	(112,791.18)	20,415,203.56	25,290.04	(4,577,496.94)	15,837,706.62	(2,030.24)	(23,259.80)			
Oct-29	(112,791.18)	20,302,412.38	25,290.04	(4,552,206.90)	15,750,205.47	(2,030.24)	(23,259.80)			
Nov-29	(112,791.18)	20,189,621.20	25,290.04	(4,526,916.87)	15,662,704.33	(2,030.24)	(23,259.80)			
Dec-29	(112,791.18)	20,076,830.02	25,290.04	(4,501,626.83)	15,575,203.19	(2,030.24)	(23,259.80)			
Jan-30	(112,791.18)	19,964,038.84	25,290.04	(4,476,336.79)	15,487,702.05	(2,030.24)	(23,259.80)			
Feb-30	(112,791.18)	19,851,247.66	25,290.04	(4,451,046.75)	15,400,200.91	(2,030.24)	(23,259.80)			
Mar-30	(112,791.18)	19,738,456.48	25,290.04	(4,425,756.71)	15,312,699.77	(2,030.24)	(23,259.80)			
Apr-30	(112,791.18)	19,625,665.30	25,290.04	(4,400,466.67)	15,225,198.63	(2,030.24)	(23,259.80)			
May-30	(112,791.18)	19,512,874.12	25,290.04	(4,375,176.63)	15,137,697.48	(2,030.24)	(23,259.80)			
Jun-30	(112,791.18)	19,400,082.94	25,290.04	(4,349,886.60)	15,050,196.34	(2,030.24)	(23,259.80)			
Jul-30	(112,791.18)	19,287,291.76	25,290.04	(4,324,596.56)	14,962,695.20	(2,030.24)	(23,259.80)			
Aug-30	(112,791.18)	19,174,500.58	25,290.04	(4,299,306.52)	14,875,194.06	(2,030.24)	(23,259.80)			
Sep-30	(112,791.18)	19,061,709.40	25,290.04	(4,274,016.48)	14,787,692.92	(2,030.24)	(23,259.80)			
Oct-30	(112,791.18)	18,948,918.22	25,290.04	(4,248,726.44)	14,700,191.78	(2,030.24)	(23,259.80)			
Nov-30	(112,791.18)	18,836,127.04	25,290.04	(4,223,436.40)	14,612,690.63	(2,030.24)	(23,259.80)			
Dec-30	(112,791.18)	18,723,335.86	25,290.04	(4,198,146.37)	14,525,189.49	(2,030.24)	(23,259.80)			
Jan-31	(112,791.18)	18,610,544.68	25,290.04	(4,172,856.33)	14,437,688.35	(2,030.24)	(23,259.80)			
Feb-31	(112,791.18)	18,497,753.50	25,290.04	(4,147,566.29)	14,350,187.21	(2,030.24)	(23,259.80)			

Amortization Schedule
GL# 010.0000.2150.20109.002000
06/15/17-10/15/44

	(Gain) Loss	Years	Annual Amort		
UBS	18,305,434.00	27	677,979.04	324.00	months
Credit Agricole	18,690,073.00	27	692,224.93	4.00	4 months
				328.00	
Total	36,995,507.00		1,370,203.96		

			DR (CR)
LT Int Exp	**Monthly Amort**		**112,791.18**
2830.xxxxx	**Def State Tax**	1.80%	**(2,030.24)**
2830.xxxxx	**Def Fed Tax**	20.62%	**(23,259.80)**
		22.42%	

new rates as of 06/30/20	
Def State Tax	1.80%
Def Fed Tax	20.62%
	22.422%

T-Lock Settlement

					Net OCI	**Def State Tax**	**Def Fed Tax**			
						1.80%	20.62%	22.42%	0.20517	0.22317
	2150.20109	**2150.20109**	**2150.20109**	**2150.20109**	**2150.20109**	**2830.28206**	**2830.28201**			
	Amort	T-Lock Settlement	Def Tax Adj	Def Taxes	Net of Tax	Adjustment	Adjustment			
	DR (CR)	DR (CR)	DR (CR)	DR (CR)		DR (CR)	DR (CR)			
Mar-31	(112,791.18)	18,384,962.32	25,290.04	(4,122,276.25)	14,262,686.07	(2,030.24)	(23,259.80)			
Apr-31	(112,791.18)	18,272,171.14	25,290.04	(4,096,986.21)	14,175,184.93	(2,030.24)	(23,259.80)			
May-31	(112,791.18)	18,159,379.96	25,290.04	(4,071,696.17)	14,087,683.79	(2,030.24)	(23,259.80)			
Jun-31	(112,791.18)	18,046,588.78	25,290.04	(4,046,406.14)	14,000,182.64	(2,030.24)	(23,259.80)			
Jul-31	(112,791.18)	17,933,797.60	25,290.04	(4,021,116.10)	13,912,681.50	(2,030.24)	(23,259.80)			
Aug-31	(112,791.18)	17,821,006.42	25,290.04	(3,995,826.06)	13,825,180.36	(2,030.24)	(23,259.80)			
Sep-31	(112,791.18)	17,708,215.24	25,290.04	(3,970,536.02)	13,737,679.22	(2,030.24)	(23,259.80)			
Oct-31	(112,791.18)	17,595,424.06	25,290.04	(3,945,245.98)	13,650,178.08	(2,030.24)	(23,259.80)			
Nov-31	(112,791.18)	17,482,632.88	25,290.04	(3,919,955.94)	13,562,676.94	(2,030.24)	(23,259.80)			
Dec-31	(112,791.18)	17,369,841.70	25,290.04	(3,894,665.91)	13,475,175.79	(2,030.24)	(23,259.80)			
Jan-32	(112,791.18)	17,257,050.52	25,290.04	(3,869,375.87)	13,387,674.65	(2,030.24)	(23,259.80)			
Feb-32	(112,791.18)	17,144,259.34	25,290.04	(3,844,085.83)	13,300,173.51	(2,030.24)	(23,259.80)			
Mar-32	(112,791.18)	17,031,468.16	25,290.04	(3,818,795.79)	13,212,672.37	(2,030.24)	(23,259.80)			
Apr-32	(112,791.18)	16,918,676.98	25,290.04	(3,793,505.75)	13,125,171.23	(2,030.24)	(23,259.80)			
May-32	(112,791.18)	16,805,885.80	25,290.04	(3,768,215.71)	13,037,670.09	(2,030.24)	(23,259.80)			
Jun-32	(112,791.18)	16,693,094.62	25,290.04	(3,742,925.68)	12,950,168.95	(2,030.24)	(23,259.80)			
Jul-32	(112,791.18)	16,580,303.44	25,290.04	(3,717,635.64)	12,862,667.80	(2,030.24)	(23,259.80)			
Aug-32	(112,791.18)	16,467,512.26	25,290.04	(3,692,345.60)	12,775,166.66	(2,030.24)	(23,259.80)			
Sep-32	(112,791.18)	16,354,721.08	25,290.04	(3,667,055.56)	12,687,665.52	(2,030.24)	(23,259.80)			
Oct-32	(112,791.18)	16,241,929.90	25,290.04	(3,641,765.52)	12,600,164.38	(2,030.24)	(23,259.80)			
Nov-32	(112,791.18)	16,129,138.72	25,290.04	(3,616,475.48)	12,512,663.24	(2,030.24)	(23,259.80)			
Dec-32	(112,791.18)	16,016,347.54	25,290.04	(3,591,185.45)	12,425,162.10	(2,030.24)	(23,259.80)			
Jan-33	(112,791.18)	15,903,556.36	25,290.04	(3,565,895.41)	12,337,660.96	(2,030.24)	(23,259.80)			
Feb-33	(112,791.18)	15,790,765.18	25,290.04	(3,540,605.37)	12,250,159.81	(2,030.24)	(23,259.80)			
Mar-33	(112,791.18)	15,677,974.00	25,290.04	(3,515,315.33)	12,162,658.67	(2,030.24)	(23,259.80)			
Apr-33	(112,791.18)	15,565,182.82	25,290.04	(3,490,025.29)	12,075,157.53	(2,030.24)	(23,259.80)			
May-33	(112,791.18)	15,452,391.64	25,290.04	(3,464,735.25)	11,987,656.39	(2,030.24)	(23,259.80)			
Jun-33	(112,791.18)	15,339,600.46	25,290.04	(3,439,445.22)	11,900,155.25	(2,030.24)	(23,259.80)			
Jul-33	(112,791.18)	15,226,809.28	25,290.04	(3,414,155.18)	11,812,654.11	(2,030.24)	(23,259.80)			
Aug-33	(112,791.18)	15,114,018.10	25,290.04	(3,388,865.14)	11,725,152.96	(2,030.24)	(23,259.80)			
Sep-33	(112,791.18)	15,001,226.92	25,290.04	(3,363,575.10)	11,637,651.82	(2,030.24)	(23,259.80)			
Oct-33	(112,791.18)	14,888,435.74	25,290.04	(3,338,285.06)	11,550,150.68	(2,030.24)	(23,259.80)			
Nov-33	(112,791.18)	14,775,644.56	25,290.04	(3,312,995.02)	11,462,649.54	(2,030.24)	(23,259.80)			
Dec-33	(112,791.18)	14,662,853.38	25,290.04	(3,287,704.99)	11,375,148.40	(2,030.24)	(23,259.80)			
Jan-34	(112,791.18)	14,550,062.20	25,290.04	(3,262,414.95)	11,287,647.26	(2,030.24)	(23,259.80)			
Feb-34	(112,791.18)	14,437,271.02	25,290.04	(3,237,124.91)	11,200,146.12	(2,030.24)	(23,259.80)			
Mar-34	(112,791.18)	14,324,479.84	25,290.04	(3,211,834.87)	11,112,644.97	(2,030.24)	(23,259.80)			
Apr-34	(112,791.18)	14,211,688.66	25,290.04	(3,186,544.83)	11,025,143.83	(2,030.24)	(23,259.80)			
May-34	(112,791.18)	14,098,897.48	25,290.04	(3,161,254.79)	10,937,642.69	(2,030.24)	(23,259.80)			
Jun-34	(112,791.18)	13,986,106.30	25,290.04	(3,135,964.76)	10,850,141.55	(2,030.24)	(23,259.80)			
Jul-34	(112,791.18)	13,873,315.13	25,290.04	(3,110,674.72)	10,762,640.41	(2,030.24)	(23,259.80)			
Aug-34	(112,791.18)	13,760,523.95	25,290.04	(3,085,384.68)	10,675,139.27	(2,030.24)	(23,259.80)			
Sep-34	(112,791.18)	13,647,732.77	25,290.04	(3,060,094.64)	10,587,638.12	(2,030.24)	(23,259.80)			
Oct-34	(112,791.18)	13,534,941.59	25,290.04	(3,034,804.60)	10,500,136.98	(2,030.24)	(23,259.80)			
Nov-34	(112,791.18)	13,422,150.41	25,290.04	(3,009,514.56)	10,412,635.84	(2,030.24)	(23,259.80)			
Dec-34	(112,791.18)	13,309,359.23	25,290.04	(2,984,224.53)	10,325,134.70	(2,030.24)	(23,259.80)			
Jan-35	(112,791.18)	13,196,568.05	25,290.04	(2,958,934.49)	10,237,633.56	(2,030.24)	(23,259.80)			
Feb-35	(112,791.18)	13,083,776.87	25,290.04	(2,933,644.45)	10,150,132.42	(2,030.24)	(23,259.80)			
Mar-35	(112,791.18)	12,970,985.69	25,290.04	(2,908,354.41)	10,062,631.28	(2,030.24)	(23,259.80)			
Apr-35	(112,791.18)	12,858,194.51	25,290.04	(2,883,064.37)	9,975,130.13	(2,030.24)	(23,259.80)			
May-35	(112,791.18)	12,745,403.33	25,290.04	(2,857,774.33)	9,887,628.99	(2,030.24)	(23,259.80)			
Jun-35	(112,791.18)	12,632,612.15	25,290.04	(2,832,484.30)	9,800,127.85	(2,030.24)	(23,259.80)			
Jul-35	(112,791.18)	12,519,820.97	25,290.04	(2,807,194.26)	9,712,626.71	(2,030.24)	(23,259.80)			
Aug-35	(112,791.18)	12,407,029.79	25,290.04	(2,781,904.22)	9,625,125.57	(2,030.24)	(23,259.80)			
Sep-35	(112,791.18)	12,294,238.61	25,290.04	(2,756,614.18)	9,537,624.43	(2,030.24)	(23,259.80)			
Oct-35	(112,791.18)	12,181,447.43	25,290.04	(2,731,324.14)	9,450,123.28	(2,030.24)	(23,259.80)			
Nov-35	(112,791.18)	12,068,656.25	25,290.04	(2,706,034.10)	9,362,622.14	(2,030.24)	(23,259.80)			
Dec-35	(112,791.18)	11,955,865.07	25,290.04	(2,680,744.07)	9,275,121.00	(2,030.24)	(23,259.80)			
Jan-36	(112,791.18)	11,843,073.89	25,290.04	(2,655,454.03)	9,187,619.86	(2,030.24)	(23,259.80)			
Feb-36	(112,791.18)	11,730,282.71	25,290.04	(2,630,163.99)	9,100,118.72	(2,030.24)	(23,259.80)			
Mar-36	(112,791.18)	11,617,491.53	25,290.04	(2,604,873.95)	9,012,617.58	(2,030.24)	(23,259.80)			
Apr-36	(112,791.18)	11,504,700.35	25,290.04	(2,579,583.91)	8,925,116.44	(2,030.24)	(23,259.80)			
May-36	(112,791.18)	11,391,909.17	25,290.04	(2,554,293.87)	8,837,615.29	(2,030.24)	(23,259.80)			
Jun-36	(112,791.18)	11,279,117.99	25,290.04	(2,529,003.84)	8,750,114.15	(2,030.24)	(23,259.80)			
Jul-36	(112,791.18)	11,166,326.81	25,290.04	(2,503,713.80)	8,662,613.01	(2,030.24)	(23,259.80)			
Aug-36	(112,791.18)	11,053,535.63	25,290.04	(2,478,423.76)	8,575,111.87	(2,030.24)	(23,259.80)			
Sep-36	(112,791.18)	10,940,744.45	25,290.04	(2,453,133.72)	8,487,610.73	(2,030.24)	(23,259.80)			
Oct-36	(112,791.18)	10,827,953.27	25,290.04	(2,427,843.68)	8,400,109.59	(2,030.24)	(23,259.80)			
Nov-36	(112,791.18)	10,715,162.09	25,290.04	(2,402,553.64)	8,312,608.44	(2,030.24)	(23,259.80)			

Amortization Schedule
GL# 010.0000.2150.20109.002000
06/15/17-10/15/44

	(Gain) Loss	Years	Annual Amort
UBS	18,305,434.00	27	677,979.04
Credit Agricole	18,690,073.00	27	692,224.93
Total	36,995,507.00		1,370,203.96

324.00	months	
4.00	4 months	
328.00		

			DR (CR)
LT Int Exp	**Monthly Amort**		**112,791.18**
2830.xxxxx	**Def State Tax**	1.80%	**(2,030.24)**
2830.xxxxx	**Def Fed Tax**	20.62%	**(23,259.80)**
		22.42%	

new rates as of 06/30/20	
Def State Tax	1.80%
Def Fed Tax	20.62%
	22.422%

T-Lock Settlement

					Net OCI	**Def State Tax**	**Def Fed Tax**			
						1.80%	20.62%	22.42%	0.20517	0.22317
	2150.20109	**2150.20109**	**2150.20109**	**2150.20109**	**2150.20109**	**2830.28206**	**2830.28201**			
	Amort	T-Lock Settlement	Def Tax Adj	Def Taxes	Net of Tax	Adjustment	Adjustment			
	DR (CR)	DR (CR)	DR (CR)	DR (CR)		DR (CR)	DR (CR)			
Dec-36	(112,791.18)	10,602,370.91	25,290.04	(2,377,263.61)	8,225,107.30	(2,030.24)	(23,259.80)			
Jan-37	(112,791.18)	10,489,579.73	25,290.04	(2,351,973.57)	8,137,606.16	(2,030.24)	(23,259.80)			
Feb-37	(112,791.18)	10,376,788.55	25,290.04	(2,326,683.53)	8,050,105.02	(2,030.24)	(23,259.80)			
Mar-37	(112,791.18)	10,263,997.37	25,290.04	(2,301,393.49)	7,962,603.88	(2,030.24)	(23,259.80)			
Apr-37	(112,791.18)	10,151,206.19	25,290.04	(2,276,103.45)	7,875,102.74	(2,030.24)	(23,259.80)			
May-37	(112,791.18)	10,038,415.01	25,290.04	(2,250,813.41)	7,787,601.60	(2,030.24)	(23,259.80)			
Jun-37	(112,791.18)	9,925,623.83	25,290.04	(2,225,523.37)	7,700,100.45	(2,030.24)	(23,259.80)			
Jul-37	(112,791.18)	9,812,832.65	25,290.04	(2,200,233.34)	7,612,599.31	(2,030.24)	(23,259.80)			
Aug-37	(112,791.18)	9,700,041.47	25,290.04	(2,174,943.30)	7,525,098.17	(2,030.24)	(23,259.80)			
Sep-37	(112,791.18)	9,587,250.29	25,290.04	(2,149,653.26)	7,437,597.03	(2,030.24)	(23,259.80)			
Oct-37	(112,791.18)	9,474,459.11	25,290.04	(2,124,363.22)	7,350,095.89	(2,030.24)	(23,259.80)			
Nov-37	(112,791.18)	9,361,667.93	25,290.04	(2,099,073.18)	7,262,594.75	(2,030.24)	(23,259.80)			
Dec-37	(112,791.18)	9,248,876.75	25,290.04	(2,073,783.14)	7,175,093.61	(2,030.24)	(23,259.80)			
Jan-38	(112,791.18)	9,136,085.57	25,290.04	(2,048,493.11)	7,087,592.46	(2,030.24)	(23,259.80)			
Feb-38	(112,791.18)	9,023,294.39	25,290.04	(2,023,203.07)	7,000,091.32	(2,030.24)	(23,259.80)			
Mar-38	(112,791.18)	8,910,503.21	25,290.04	(1,997,913.03)	6,912,590.18	(2,030.24)	(23,259.80)			
Apr-38	(112,791.18)	8,797,712.03	25,290.04	(1,972,622.99)	6,825,089.04	(2,030.24)	(23,259.80)			
May-38	(112,791.18)	8,684,920.85	25,290.04	(1,947,332.95)	6,737,587.90	(2,030.24)	(23,259.80)			
Jun-38	(112,791.18)	8,572,129.67	25,290.04	(1,922,042.91)	6,650,086.76	(2,030.24)	(23,259.80)			
Jul-38	(112,791.18)	8,459,338.49	25,290.04	(1,896,752.88)	6,562,585.61	(2,030.24)	(23,259.80)			
Aug-38	(112,791.18)	8,346,547.31	25,290.04	(1,871,462.84)	6,475,084.47	(2,030.24)	(23,259.80)			
Sep-38	(112,791.18)	8,233,756.13	25,290.04	(1,846,172.80)	6,387,583.33	(2,030.24)	(23,259.80)			
Oct-38	(112,791.18)	8,120,964.95	25,290.04	(1,820,882.76)	6,300,082.19	(2,030.24)	(23,259.80)			
Nov-38	(112,791.18)	8,008,173.77	25,290.04	(1,795,592.72)	6,212,581.05	(2,030.24)	(23,259.80)			
Dec-38	(112,791.18)	7,895,382.59	25,290.04	(1,770,302.68)	6,125,079.91	(2,030.24)	(23,259.80)			
Jan-39	(112,791.18)	7,782,591.41	25,290.04	(1,745,012.65)	6,037,578.77	(2,030.24)	(23,259.80)			
Feb-39	(112,791.18)	7,669,800.23	25,290.04	(1,719,722.61)	5,950,077.62	(2,030.24)	(23,259.80)			
Mar-39	(112,791.18)	7,557,009.05	25,290.04	(1,694,432.57)	5,862,576.48	(2,030.24)	(23,259.80)			
Apr-39	(112,791.18)	7,444,217.87	25,290.04	(1,669,142.53)	5,775,075.34	(2,030.24)	(23,259.80)			
May-39	(112,791.18)	7,331,426.69	25,290.04	(1,643,852.49)	5,687,574.20	(2,030.24)	(23,259.80)			
Jun-39	(112,791.18)	7,218,635.51	25,290.04	(1,618,562.45)	5,600,073.06	(2,030.24)	(23,259.80)			
Jul-39	(112,791.18)	7,105,844.33	25,290.04	(1,593,272.42)	5,512,571.92	(2,030.24)	(23,259.80)			
Aug-39	(112,791.18)	6,993,053.15	25,290.04	(1,567,982.38)	5,425,070.77	(2,030.24)	(23,259.80)			
Sep-39	(112,791.18)	6,880,261.97	25,290.04	(1,542,692.34)	5,337,569.63	(2,030.24)	(23,259.80)			
Oct-39	(112,791.18)	6,767,470.79	25,290.04	(1,517,402.30)	5,250,068.49	(2,030.24)	(23,259.80)			
Nov-39	(112,791.18)	6,654,679.61	25,290.04	(1,492,112.26)	5,162,567.35	(2,030.24)	(23,259.80)			
Dec-39	(112,791.18)	6,541,888.43	25,290.04	(1,466,822.22)	5,075,066.21	(2,030.24)	(23,259.80)			
Jan-40	(112,791.18)	6,429,097.25	25,290.04	(1,441,532.19)	4,987,565.07	(2,030.24)	(23,259.80)			
Feb-40	(112,791.18)	6,316,306.07	25,290.04	(1,416,242.15)	4,900,063.93	(2,030.24)	(23,259.80)			
Mar-40	(112,791.18)	6,203,514.89	25,290.04	(1,390,952.11)	4,812,562.78	(2,030.24)	(23,259.80)			
Apr-40	(112,791.18)	6,090,723.71	25,290.04	(1,365,662.07)	4,725,061.64	(2,030.24)	(23,259.80)			
May-40	(112,791.18)	5,977,932.53	25,290.04	(1,340,372.03)	4,637,560.50	(2,030.24)	(23,259.80)			
Jun-40	(112,791.18)	5,865,141.35	25,290.04	(1,315,081.99)	4,550,059.36	(2,030.24)	(23,259.80)			
Jul-40	(112,791.18)	5,752,350.17	25,290.04	(1,289,791.96)	4,462,558.22	(2,030.24)	(23,259.80)			
Aug-40	(112,791.18)	5,639,558.99	25,290.04	(1,264,501.92)	4,375,057.08	(2,030.24)	(23,259.80)			
Sep-40	(112,791.18)	5,526,767.81	25,290.04	(1,239,211.88)	4,287,555.93	(2,030.24)	(23,259.80)			
Oct-40	(112,791.18)	5,413,976.63	25,290.04	(1,213,921.84)	4,200,054.79	(2,030.24)	(23,259.80)			
Nov-40	(112,791.18)	5,301,185.45	25,290.04	(1,188,631.80)	4,112,553.65	(2,030.24)	(23,259.80)			
Dec-40	(112,791.18)	5,188,394.27	25,290.04	(1,163,341.76)	4,025,052.51	(2,030.24)	(23,259.80)			
Jan-41	(112,791.18)	5,075,603.09	25,290.04	(1,138,051.73)	3,937,551.37	(2,030.24)	(23,259.80)			
Feb-41	(112,791.18)	4,962,811.91	25,290.04	(1,112,761.69)	3,850,050.23	(2,030.24)	(23,259.80)			
Mar-41	(112,791.18)	4,850,020.73	25,290.04	(1,087,471.65)	3,762,549.09	(2,030.24)	(23,259.80)			
Apr-41	(112,791.18)	4,737,229.55	25,290.04	(1,062,181.61)	3,675,047.94	(2,030.24)	(23,259.80)			
May-41	(112,791.18)	4,624,438.38	25,290.04	(1,036,891.57)	3,587,546.80	(2,030.24)	(23,259.80)			
Jun-41	(112,791.18)	4,511,647.20	25,290.04	(1,011,601.53)	3,500,045.66	(2,030.24)	(23,259.80)			
Jul-41	(112,791.18)	4,398,856.02	25,290.04	(986,311.50)	3,412,544.52	(2,030.24)	(23,259.80)			
Aug-41	(112,791.18)	4,286,064.84	25,290.04	(961,021.46)	3,325,043.38	(2,030.24)	(23,259.80)			
Sep-41	(112,791.18)	4,173,273.66	25,290.04	(935,731.42)	3,237,542.24	(2,030.24)	(23,259.80)			
Oct-41	(112,791.18)	4,060,482.48	25,290.04	(910,441.38)	3,150,041.09	(2,030.24)	(23,259.80)			
Nov-41	(112,791.18)	3,947,691.30	25,290.04	(885,151.34)	3,062,539.95	(2,030.24)	(23,259.80)			
Dec-41	(112,791.18)	3,834,900.12	25,290.04	(859,861.30)	2,975,038.81	(2,030.24)	(23,259.80)			
Jan-42	(112,791.18)	3,722,108.94	25,290.04	(834,571.27)	2,887,537.67	(2,030.24)	(23,259.80)			
Feb-42	(112,791.18)	3,609,317.76	25,290.04	(809,281.23)	2,800,036.53	(2,030.24)	(23,259.80)			
Mar-42	(112,791.18)	3,496,526.58	25,290.04	(783,991.19)	2,712,535.39	(2,030.24)	(23,259.80)			
Apr-42	(112,791.18)	3,383,735.40	25,290.04	(758,701.15)	2,625,034.25	(2,030.24)	(23,259.80)			
May-42	(112,791.18)	3,270,944.22	25,290.04	(733,411.11)	2,537,533.10	(2,030.24)	(23,259.80)			
Jun-42	(112,791.18)	3,158,153.04	25,290.04	(708,121.07)	2,450,031.96	(2,030.24)	(23,259.80)			
Jul-42	(112,791.18)	3,045,361.86	25,290.04	(682,831.04)	2,362,530.82	(2,030.24)	(23,259.80)			
Aug-42	(112,791.18)	2,932,570.68	25,290.04	(657,541.00)	2,275,029.68	(2,030.24)	(23,259.80)			

Amortization Schedule
GL# 010.0000.2150.20109.002000
06/15/17-10/15/44

	(Gain) Loss	Years	Annual Amort		
UBS	18,305,434.00	27	677,979.04	324.00	months
Credit Agricole	18,690,073.00	27	692,224.93	4.00	4 months
				328.00	
Total	36,995,507.00		1,370,203.96		

LT Int Exp			DR (CR)
	Monthly Amort		**112,791.18**
2830.xxxxx	**Def State Tax**	1.80%	**(2,030.24)**
2830.xxxxx	**Def Fed Tax**	20.62%	**(23,259.80)**
		22.42%	

new rates as of 06/30/20	
Def State Tax	1.80%
Def Fed Tax	20.62%
	22.422%

T-Lock Settlement

					Net OCI	**Def State Tax**	**Def Fed Tax**			
						1.80%	20.62%	22.42%	0.20517	0.22317
	2150.20109	**2150.20109**	**2150.20109**	**2150.20109**	**2150.20109**	**2830.28206**	**2830.28201**			
	Amort	T-Lock Settlement	Def Tax Adj	Def Taxes	Net of Tax	Adjustment	Adjustment			
	DR (CR)	DR (CR)	DR (CR)	DR (CR)		DR (CR)	DR (CR)			
Sep-42	(112,791.18)	2,819,779.50	25,290.04	(632,250.96)	2,187,528.54	(2,030.24)	(23,259.80)			
Oct-42	(112,791.18)	2,706,988.32	25,290.04	(606,960.92)	2,100,027.40	(2,030.24)	(23,259.80)			
Nov-42	(112,791.18)	2,594,197.14	25,290.04	(581,670.88)	2,012,526.26	(2,030.24)	(23,259.80)			
Dec-42	(112,791.18)	2,481,405.96	25,290.04	(556,380.84)	1,925,025.11	(2,030.24)	(23,259.80)			
Jan-43	(112,791.18)	2,368,614.78	25,290.04	(531,090.81)	1,837,523.97	(2,030.24)	(23,259.80)			
Feb-43	(112,791.18)	2,255,823.60	25,290.04	(505,800.77)	1,750,022.83	(2,030.24)	(23,259.80)			
Mar-43	(112,791.18)	2,143,032.42	25,290.04	(480,510.73)	1,662,521.69	(2,030.24)	(23,259.80)			
Apr-43	(112,791.18)	2,030,241.24	25,290.04	(455,220.69)	1,575,020.55	(2,030.24)	(23,259.80)			
May-43	(112,791.18)	1,917,450.06	25,290.04	(429,930.65)	1,487,519.41	(2,030.24)	(23,259.80)			
Jun-43	(112,791.18)	1,804,658.88	25,290.04	(404,640.61)	1,400,018.26	(2,030.24)	(23,259.80)			
Jul-43	(112,791.18)	1,691,867.70	25,290.04	(379,350.58)	1,312,517.12	(2,030.24)	(23,259.80)			
Aug-43	(112,791.18)	1,579,076.52	25,290.04	(354,060.54)	1,225,015.98	(2,030.24)	(23,259.80)			
Sep-43	(112,791.18)	1,466,285.34	25,290.04	(328,770.50)	1,137,514.84	(2,030.24)	(23,259.80)			
Oct-43	(112,791.18)	1,353,494.16	25,290.04	(303,480.46)	1,050,013.70	(2,030.24)	(23,259.80)			
Nov-43	(112,791.18)	1,240,702.98	25,290.04	(278,190.42)	962,512.56	(2,030.24)	(23,259.80)			
Dec-43	(112,791.18)	1,127,911.80	25,290.04	(252,900.38)	875,011.42	(2,030.24)	(23,259.80)			
Jan-44	(112,791.18)	1,015,120.62	25,290.04	(227,610.35)	787,510.27	(2,030.24)	(23,259.80)			
Feb-44	(112,791.18)	902,329.44	25,290.04	(202,320.31)	700,009.13	(2,030.24)	(23,259.80)			
Mar-44	(112,791.18)	789,538.26	25,290.04	(177,030.27)	612,507.99	(2,030.24)	(23,259.80)			
Apr-44	(112,791.18)	676,747.08	25,290.04	(151,740.23)	525,006.85	(2,030.24)	(23,259.80)			
May-44	(112,791.18)	563,955.90	25,290.04	(126,450.19)	437,505.71	(2,030.24)	(23,259.80)			
Jun-44	(112,791.18)	451,164.72	25,290.04	(101,160.15)	350,004.57	(2,030.24)	(23,259.80)			
Jul-44	(112,791.18)	338,373.54	25,290.04	(75,870.12)	262,503.42	(2,030.24)	(23,259.80)			
Aug-44	(112,791.18)	225,582.36	25,290.04	(50,580.08)	175,002.28	(2,030.24)	(23,259.80)			
Sep-44	(112,791.18)	112,791.18	25,290.04	(25,290.04)	87,501.14	(2,030.24)	(23,259.80)			
Oct-44	(112,791.18)	0.00	25,290.04	(0.00)	(0.00)	(2,030.24)	(23,259.80)			

Amortization Schedule
GL# 010.0000.2150.20111.002000
03/15/19-03/15/49

	(Gain) Loss	Years	Annual Amort		
BOTM	18,407,906.00	30	613,596.87	360.00	months
JP Morgan	24,701,500.00	30	823,383.33	360.00	months
BNP Paribas	16,723,258.00	30	557,441.93	360.00	months
CIBC	14,797,008.00	30	493,233.60	360.00	months
Morgan Stanley	11,928,991.00	30	397,633.03	360.00	months
Bank of America	3,582,730.00	30	119,424.33	360.00	months
Total	90,141,393.00		3,004,713.10		

new rates as of 06/30/20	
Def State Tax	1.80%
Def Fed Tax	20.62%
	22.422%

			DR (CR)
LT Int Exp	**Monthly Amort**		**250,392.76**
2830.xxxxx	**Def State Tax**	1.80%	**(4,507.07)**
2830.xxxxx	**Def Fed Tax**	20.62%	**(51,635.99)**
		22.42%	

T-Lock Settlement

					Net OCI	**Def State Tax**	**Def Fed Tax**			
						1.80%	20.62%	22.42%	20.517%	22.317%
	2150.20111	**2150.20111**	**2150.20111**	**2150.20111**	**2150.20111**	**2830.28206**	**2830.28201**			
	Amort	T-Lock Settlement	Def Tax Adj	Def Taxes	Net of Tax	Adjustment	Adjustment			
	DR (CR)	DR (CR)	DR (CR)	DR (CR)		DR (CR)	DR (CR)			
Mar-19		90,141,393.00		(20,211,503.14)	69,929,889.86	-	-		69,573,831.47	356,058.39
Apr-19	(250,392.76)	89,891,000.24	56,143.06	(20,155,360.07)	69,735,640.17	(4,507.07)	(51,635.99)			
May-19	(250,392.76)	89,640,607.48	56,143.06	(20,099,217.01)	69,541,390.47	(4,507.07)	(51,635.99)			
Jun-19	(250,392.76)	89,390,214.73	56,143.06	(20,043,073.95)	69,347,140.78	(4,507.07)	(51,635.99)			
Jul-19	(250,392.76)	89,139,821.97	56,143.06	(19,986,930.88)	69,152,891.09	(4,507.07)	(51,635.99)			
Aug-19	(250,392.76)	88,889,429.21	56,143.06	(19,930,787.82)	68,958,641.39	(4,507.07)	(51,635.99)			
Sep-19	(250,392.76)	88,639,036.45	56,143.06	(19,874,644.75)	68,764,391.70	(4,507.07)	(51,635.99)			
Oct-19	(250,392.76)	88,388,643.69	56,143.06	(19,818,501.69)	68,570,142.00	(4,507.07)	(51,635.99)			
Nov-19	(250,392.76)	88,138,250.93	56,143.06	(19,762,358.62)	68,375,892.31	(4,507.07)	(51,635.99)			
Dec-19	(250,392.76)	87,887,858.17	56,143.06	(19,706,215.56)	68,181,642.62	(4,507.07)	(51,635.99)			
Jan-20	(250,392.76)	87,637,465.42	56,143.06	(19,650,072.50)	67,987,392.92	(4,507.07)	(51,635.99)			
Feb-20	(250,392.76)	87,387,072.66	56,143.06	(19,593,929.43)	67,793,143.23	(4,507.07)	(51,635.99)			
Mar-20	(250,392.76)	87,136,679.90	56,143.06	(19,537,786.37)	67,598,893.53	(4,507.07)	(51,635.99)			
Apr-20	(250,392.76)	86,886,287.14	56,143.06	(19,481,643.30)	67,404,643.84	(4,507.07)	(51,635.99)			
May-20	(250,392.76)	86,635,894.38	56,143.06	(19,425,500.24)	67,210,394.14	(4,507.07)	(51,635.99)			
Jun-20	(250,392.76)	86,385,501.62	56,143.06	(19,369,357.17)	67,016,144.45	(4,507.07)	(51,635.99)			
Jul-20	(250,392.76)	86,135,108.87	56,143.06	(19,313,214.11)	66,821,894.76	(4,507.07)	(51,635.99)			
Aug-20	(250,392.76)	85,884,716.11	56,143.06	(19,257,071.05)	66,627,645.06	(4,507.07)	(51,635.99)			
Sep-20	(250,392.76)	85,634,323.35	56,143.06	(19,200,927.98)	66,433,395.37	(4,507.07)	(51,635.99)			
Oct-20	(250,392.76)	85,383,930.59	56,143.06	(19,144,784.92)	66,239,145.67	(4,507.07)	(51,635.99)			
Nov-20	(250,392.76)	85,133,537.83	56,143.06	(19,088,641.85)	66,044,895.98	(4,507.07)	(51,635.99)			
Dec-20	(250,392.76)	84,883,145.07	56,143.06	(19,032,498.79)	65,850,646.29	(4,507.07)	(51,635.99)			
Jan-21	(250,392.76)	84,632,752.32	56,143.06	(18,976,355.72)	65,656,396.59	(4,507.07)	(51,635.99)			
Feb-21	(250,392.76)	84,382,359.56	56,143.06	(18,920,212.66)	65,462,146.90	(4,507.07)	(51,635.99)			
Mar-21	(250,392.76)	84,131,966.80	56,143.06	(18,864,069.60)	65,267,897.20	(4,507.07)	(51,635.99)			
Apr-21	(250,392.76)	83,881,574.04	56,143.06	(18,807,926.53)	65,073,647.51	(4,507.07)	(51,635.99)			
May-21	(250,392.76)	83,631,181.28	56,143.06	(18,751,783.47)	64,879,397.82	(4,507.07)	(51,635.99)			
Jun-21	(250,392.76)	83,380,788.52	56,143.06	(18,695,640.40)	64,685,148.12	(4,507.07)	(51,635.99)			
Jul-21	(250,392.76)	83,130,395.77	56,143.06	(18,639,497.34)	64,490,898.43	(4,507.07)	(51,635.99)			
Aug-21	(250,392.76)	82,880,003.01	56,143.06	(18,583,354.27)	64,296,648.73	(4,507.07)	(51,635.99)			
Sep-21	(250,392.76)	82,629,610.25	56,143.06	(18,527,211.21)	64,102,399.04	(4,507.07)	(51,635.99)			
Oct-21	(250,392.76)	82,379,217.49	56,143.06	(18,471,068.15)	63,908,149.35	(4,507.07)	(51,635.99)			
Nov-21	(250,392.76)	82,128,824.73	56,143.06	(18,414,925.08)	63,713,899.65	(4,507.07)	(51,635.99)			
Dec-21	(250,392.76)	81,878,431.97	56,143.06	(18,358,782.02)	63,519,649.96	(4,507.07)	(51,635.99)			
Jan-22	(250,392.76)	81,628,039.22	56,143.06	(18,302,638.95)	63,325,400.26	(4,507.07)	(51,635.99)			
Feb-22	(250,392.76)	81,377,646.46	56,143.06	(18,246,495.89)	63,131,150.57	(4,507.07)	(51,635.99)			
Mar-22	(250,392.76)	81,127,253.70	56,143.06	(18,190,352.82)	62,936,900.88	(4,507.07)	(51,635.99)			
Apr-22	(250,392.76)	80,876,860.94	56,143.06	(18,134,209.76)	62,742,651.18	(4,507.07)	(51,635.99)			
May-22	(250,392.76)	80,626,468.18	56,143.06	(18,078,066.70)	62,548,401.49	(4,507.07)	(51,635.99)			
Jun-22	(250,392.76)	80,376,075.42	56,143.06	(18,021,923.63)	62,354,151.79	(4,507.07)	(51,635.99)			
Jul-22	(250,392.76)	80,125,682.67	56,143.06	(17,965,780.57)	62,159,902.10	(4,507.07)	(51,635.99)			
Aug-22	(250,392.76)	79,875,289.91	56,143.06	(17,909,637.50)	61,965,652.41	(4,507.07)	(51,635.99)			
Sep-22	(250,392.76)	79,624,897.15	56,143.06	(17,853,494.44)	61,771,402.71	(4,507.07)	(51,635.99)			
Oct-22	(250,392.76)	79,374,504.39	56,143.06	(17,797,351.37)	61,577,153.02	(4,507.07)	(51,635.99)			
Nov-22	(250,392.76)	79,124,111.63	56,143.06	(17,741,208.31)	61,382,903.32	(4,507.07)	(51,635.99)			
Dec-22	(250,392.76)	78,873,718.87	56,143.06	(17,685,065.25)	61,188,653.63	(4,507.07)	(51,635.99)			
Jan-23	(250,392.76)	78,623,326.12	56,143.06	(17,628,922.18)	60,994,403.93	(4,507.07)	(51,635.99)			
Feb-23	(250,392.76)	78,372,933.36	56,143.06	(17,572,779.12)	60,800,154.24	(4,507.07)	(51,635.99)			
Mar-23	(250,392.76)	78,122,540.60	56,143.06	(17,516,636.05)	60,605,904.55	(4,507.07)	(51,635.99)			
Apr-23	(250,392.76)	77,872,147.84	56,143.06	(17,460,492.99)	60,411,654.85	(4,507.07)	(51,635.99)			
May-23	(250,392.76)	77,621,755.08	56,143.06	(17,404,349.92)	60,217,405.16	(4,507.07)	(51,635.99)			
Jun-23	(250,392.76)	77,371,362.32	56,143.06	(17,348,206.86)	60,023,155.46	(4,507.07)	(51,635.99)			
Jul-23	(250,392.76)	77,120,969.57	56,143.06	(17,292,063.80)	59,828,905.77	(4,507.07)	(51,635.99)			
Aug-23	(250,392.76)	76,870,576.81	56,143.06	(17,235,920.73)	59,634,656.08	(4,507.07)	(51,635.99)			
Sep-23	(250,392.76)	76,620,184.05	56,143.06	(17,179,777.67)	59,440,406.38	(4,507.07)	(51,635.99)			
Oct-23	(250,392.76)	76,369,791.29	56,143.06	(17,123,634.60)	59,246,156.69	(4,507.07)	(51,635.99)			
Nov-23	(250,392.76)	76,119,398.53	56,143.06	(17,067,491.54)	59,051,906.99	(4,507.07)	(51,635.99)			
Dec-23	(250,392.76)	75,869,005.77	56,143.06	(17,011,348.47)	58,857,657.30	(4,507.07)	(51,635.99)			
Jan-24	(250,392.76)	75,618,613.02	56,143.06	(16,955,205.41)	58,663,407.61	(4,507.07)	(51,635.99)			
Feb-24	(250,392.76)	75,368,220.26	56,143.06	(16,899,062.35)	58,469,157.91	(4,507.07)	(51,635.99)			
Mar-24	(250,392.76)	75,117,827.50	56,143.06	(16,842,919.28)	58,274,908.22	(4,507.07)	(51,635.99)			
Apr-24	(250,392.76)	74,867,434.74	56,143.06	(16,786,776.22)	58,080,658.52	(4,507.07)	(51,635.99)			
May-24	(250,392.76)	74,617,041.98	56,143.06	(16,730,633.15)	57,886,408.83	(4,507.07)	(51,635.99)			
Jun-24	(250,392.76)	74,366,649.22	56,143.06	(16,674,490.09)	57,692,159.14	(4,507.07)	(51,635.99)			

Amortization Schedule
GL# 010.0000.2150.20111.002000
03/15/19-03/15/49

	(Gain) Loss	Years	Annual Amort		
BOTM	18,407,906.00	30	613,596.87	360.00	months
JP Morgan	24,701,500.00	30	823,383.33	360.00	months
BNP Paribas	16,723,258.00	30	557,441.93	360.00	months
CIBC	14,797,008.00	30	493,233.60	360.00	months
Morgan Stanley	11,928,991.00	30	397,633.03	360.00	months
Bank of America	3,582,730.00	30	119,424.33	360.00	months
Total	90,141,393.00		3,004,713.10		

new rates as of 06/30/20	
Def State Tax	1.80%
Def Fed Tax	20.62%
	22.422%

			DR (CR)
LT Int Exp	**Monthly Amort**		**250,392.76**
2830.xxxxx	**Def State Tax**	1.80%	**(4,507.07)**
2830.xxxxx	**Def Fed Tax**	20.62%	**(51,635.99)**
		22.42%	

T-Lock Settlement

					Net OCI	**Def State Tax**	**Def Fed Tax**			
						1.80%	20.62%	22.42%	20.517%	22.317%
	2150.20111	**2150.20111**	**2150.20111**	**2150.20111**	**2150.20111**	**2830.28206**	**2830.28201**			
	Amort	T-Lock Settlement	Def Tax Adj	Def Taxes	Net of Tax	Adjustment	Adjustment			
	DR (CR)	DR (CR)	DR (CR)	DR (CR)		DR (CR)	DR (CR)			
Jul-24	(250,392.76)	74,116,256.47	56,143.06	(16,618,347.02)	57,497,909.44	(4,507.07)	(51,635.99)			
Aug-24	(250,392.76)	73,865,863.71	56,143.06	(16,562,203.96)	57,303,659.75	(4,507.07)	(51,635.99)			
Sep-24	(250,392.76)	73,615,470.95	56,143.06	(16,506,060.90)	57,109,410.05	(4,507.07)	(51,635.99)			
Oct-24	(250,392.76)	73,365,078.19	56,143.06	(16,449,917.83)	56,915,160.36	(4,507.07)	(51,635.99)			
Nov-24	(250,392.76)	73,114,685.43	56,143.06	(16,393,774.77)	56,720,910.67	(4,507.07)	(51,635.99)			
Dec-24	(250,392.76)	72,864,292.67	56,143.06	(16,337,631.70)	56,526,660.97	(4,507.07)	(51,635.99)			
Jan-25	(250,392.76)	72,613,899.92	56,143.06	(16,281,488.64)	56,332,411.28	(4,507.07)	(51,635.99)			
Feb-25	(250,392.76)	72,363,507.16	56,143.06	(16,225,345.58)	56,138,161.58	(4,507.07)	(51,635.99)			
Mar-25	(250,392.76)	72,113,114.40	56,143.06	(16,169,202.51)	55,943,911.89	(4,507.07)	(51,635.99)			
Apr-25	(250,392.76)	71,862,721.64	56,143.06	(16,113,059.45)	55,749,662.20	(4,507.07)	(51,635.99)			
May-25	(250,392.76)	71,612,328.88	56,143.06	(16,056,916.38)	55,555,412.50	(4,507.07)	(51,635.99)			
Jun-25	(250,392.76)	71,361,936.12	56,143.06	(16,000,773.32)	55,361,162.81	(4,507.07)	(51,635.99)			
Jul-25	(250,392.76)	71,111,543.37	56,143.06	(15,944,630.25)	55,166,913.11	(4,507.07)	(51,635.99)			
Aug-25	(250,392.76)	70,861,150.61	56,143.06	(15,888,487.19)	54,972,663.42	(4,507.07)	(51,635.99)			
Sep-25	(250,392.76)	70,610,757.85	56,143.06	(15,832,344.13)	54,778,413.72	(4,507.07)	(51,635.99)			
Oct-25	(250,392.76)	70,360,365.09	56,143.06	(15,776,201.06)	54,584,164.03	(4,507.07)	(51,635.99)			
Nov-25	(250,392.76)	70,109,972.33	56,143.06	(15,720,058.00)	54,389,914.34	(4,507.07)	(51,635.99)			
Dec-25	(250,392.76)	69,859,579.57	56,143.06	(15,663,914.93)	54,195,664.64	(4,507.07)	(51,635.99)			
Jan-26	(250,392.76)	69,609,186.82	56,143.06	(15,607,771.87)	54,001,414.95	(4,507.07)	(51,635.99)			
Feb-26	(250,392.76)	69,358,794.06	56,143.06	(15,551,628.80)	53,807,165.25	(4,507.07)	(51,635.99)			
Mar-26	(250,392.76)	69,108,401.30	56,143.06	(15,495,485.74)	53,612,915.56	(4,507.07)	(51,635.99)			
Apr-26	(250,392.76)	68,858,008.54	56,143.06	(15,439,342.68)	53,418,665.87	(4,507.07)	(51,635.99)			
May-26	(250,392.76)	68,607,615.78	56,143.06	(15,383,199.61)	53,224,416.17	(4,507.07)	(51,635.99)			
Jun-26	(250,392.76)	68,357,223.02	56,143.06	(15,327,056.55)	53,030,166.48	(4,507.07)	(51,635.99)			
Jul-26	(250,392.76)	68,106,830.27	56,143.06	(15,270,913.48)	52,835,916.78	(4,507.07)	(51,635.99)			
Aug-26	(250,392.76)	67,856,437.51	56,143.06	(15,214,770.42)	52,641,667.09	(4,507.07)	(51,635.99)			
Sep-26	(250,392.76)	67,606,044.75	56,143.06	(15,158,627.35)	52,447,417.40	(4,507.07)	(51,635.99)			
Oct-26	(250,392.76)	67,355,651.99	56,143.06	(15,102,484.29)	52,253,167.70	(4,507.07)	(51,635.99)			
Nov-26	(250,392.76)	67,105,259.23	56,143.06	(15,046,341.23)	52,058,918.01	(4,507.07)	(51,635.99)			
Dec-26	(250,392.76)	66,854,866.47	56,143.06	(14,990,198.16)	51,864,668.31	(4,507.07)	(51,635.99)			
Jan-27	(250,392.76)	66,604,473.72	56,143.06	(14,934,055.10)	51,670,418.62	(4,507.07)	(51,635.99)			
Feb-27	(250,392.76)	66,354,080.96	56,143.06	(14,877,912.03)	51,476,168.93	(4,507.07)	(51,635.99)			
Mar-27	(250,392.76)	66,103,688.20	56,143.06	(14,821,768.97)	51,281,919.23	(4,507.07)	(51,635.99)			
Apr-27	(250,392.76)	65,853,295.44	56,143.06	(14,765,625.90)	51,087,669.54	(4,507.07)	(51,635.99)			
May-27	(250,392.76)	65,602,902.68	56,143.06	(14,709,482.84)	50,893,419.84	(4,507.07)	(51,635.99)			
Jun-27	(250,392.76)	65,352,509.92	56,143.06	(14,653,339.78)	50,699,170.15	(4,507.07)	(51,635.99)			
Jul-27	(250,392.76)	65,102,117.17	56,143.06	(14,597,196.71)	50,504,920.46	(4,507.07)	(51,635.99)			
Aug-27	(250,392.76)	64,851,724.41	56,143.06	(14,541,053.65)	50,310,670.76	(4,507.07)	(51,635.99)			
Sep-27	(250,392.76)	64,601,331.65	56,143.06	(14,484,910.58)	50,116,421.07	(4,507.07)	(51,635.99)			
Oct-27	(250,392.76)	64,350,938.89	56,143.06	(14,428,767.52)	49,922,171.37	(4,507.07)	(51,635.99)			
Nov-27	(250,392.76)	64,100,546.13	56,143.06	(14,372,624.45)	49,727,921.68	(4,507.07)	(51,635.99)			
Dec-27	(250,392.76)	63,850,153.37	56,143.06	(14,316,481.39)	49,533,671.99	(4,507.07)	(51,635.99)			
Jan-28	(250,392.76)	63,599,760.62	56,143.06	(14,260,338.33)	49,339,422.29	(4,507.07)	(51,635.99)			
Feb-28	(250,392.76)	63,349,367.86	56,143.06	(14,204,195.26)	49,145,172.60	(4,507.07)	(51,635.99)			
Mar-28	(250,392.76)	63,098,975.10	56,143.06	(14,148,052.20)	48,950,922.90	(4,507.07)	(51,635.99)			
Apr-28	(250,392.76)	62,848,582.34	56,143.06	(14,091,909.13)	48,756,673.21	(4,507.07)	(51,635.99)			
May-28	(250,392.76)	62,598,189.58	56,143.06	(14,035,766.07)	48,562,423.51	(4,507.07)	(51,635.99)			
Jun-28	(250,392.76)	62,347,796.82	56,143.06	(13,979,623.00)	48,368,173.82	(4,507.07)	(51,635.99)			
Jul-28	(250,392.76)	62,097,404.07	56,143.06	(13,923,479.94)	48,173,924.13	(4,507.07)	(51,635.99)			
Aug-28	(250,392.76)	61,847,011.31	56,143.06	(13,867,336.88)	47,979,674.43	(4,507.07)	(51,635.99)			
Sep-28	(250,392.76)	61,596,618.55	56,143.06	(13,811,193.81)	47,785,424.74	(4,507.07)	(51,635.99)			
Oct-28	(250,392.76)	61,346,225.79	56,143.06	(13,755,050.75)	47,591,175.04	(4,507.07)	(51,635.99)			
Nov-28	(250,392.76)	61,095,833.03	56,143.06	(13,698,907.68)	47,396,925.35	(4,507.07)	(51,635.99)			
Dec-28	(250,392.76)	60,845,440.27	56,143.06	(13,642,764.62)	47,202,675.66	(4,507.07)	(51,635.99)			
Jan-29	(250,392.76)	60,595,047.52	56,143.06	(13,586,621.55)	47,008,425.96	(4,507.07)	(51,635.99)			
Feb-29	(250,392.76)	60,344,654.76	56,143.06	(13,530,478.49)	46,814,176.27	(4,507.07)	(51,635.99)			
Mar-29	(250,392.76)	60,094,262.00	56,143.06	(13,474,335.43)	46,619,926.57	(4,507.07)	(51,635.99)			
Apr-29	(250,392.76)	59,843,869.24	56,143.06	(13,418,192.36)	46,425,676.88	(4,507.07)	(51,635.99)			
May-29	(250,392.76)	59,593,476.48	56,143.06	(13,362,049.30)	46,231,427.19	(4,507.07)	(51,635.99)			
Jun-29	(250,392.76)	59,343,083.72	56,143.06	(13,305,906.23)	46,037,177.49	(4,507.07)	(51,635.99)			
Jul-29	(250,392.76)	59,092,690.97	56,143.06	(13,249,763.17)	45,842,927.80	(4,507.07)	(51,635.99)			
Aug-29	(250,392.76)	58,842,298.21	56,143.06	(13,193,620.10)	45,648,678.10	(4,507.07)	(51,635.99)			
Sep-29	(250,392.76)	58,591,905.45	56,143.06	(13,137,477.04)	45,454,428.41	(4,507.07)	(51,635.99)			
Oct-29	(250,392.76)	58,341,512.69	56,143.06	(13,081,333.98)	45,260,178.72	(4,507.07)	(51,635.99)			

Amortization Schedule
GL# 010.0000.2150.20111.002000
03/15/19-03/15/49

	(Gain) Loss	Years	Annual Amort		
BOTM	18,407,906.00	30	613,596.87	360.00	months
JP Morgan	24,701,500.00	30	823,383.33	360.00	months
BNP Paribas	16,723,258.00	30	557,441.93	360.00	months
CIBC	14,797,008.00	30	493,233.60	360.00	months
Morgan Stanley	11,928,991.00	30	397,633.03	360.00	months
Bank of America	3,582,730.00	30	119,424.33	360.00	months
Total	90,141,393.00		3,004,713.10		

new rates as of 06/30/20	
Def State Tax	1.80%
Def Fed Tax	20.62%
	22.422%

			DR (CR)
LT Int Exp	**Monthly Amort**		**250,392.76**
2830.xxxxx	**Def State Tax**	1.80%	**(4,507.07)**
2830.xxxxx	**Def Fed Tax**	20.62%	**(51,635.99)**
		22.42%	

T-Lock Settlement

					Net OCI	**Def State Tax**	**Def Fed Tax**			
						1.80%	20.62%	22.42%	20.517%	22.317%
	2150.20111	**2150.20111**	**2150.20111**	**2150.20111**	**2150.20111**	**2830.28206**	**2830.28201**			
	Amort	T-Lock Settlement	Def Tax Adj	Def Taxes	Net of Tax	Adjustment	Adjustment			
	DR (CR)	DR (CR)	DR (CR)	DR (CR)		DR (CR)	DR (CR)			
Nov-29	(250,392.76)	58,091,119.93	56,143.06	(13,025,190.91)	45,065,929.02	(4,507.07)	(51,635.99)			
Dec-29	(250,392.76)	57,840,727.17	56,143.06	(12,969,047.85)	44,871,679.33	(4,507.07)	(51,635.99)			
Jan-30	(250,392.76)	57,590,334.42	56,143.06	(12,912,904.78)	44,677,429.63	(4,507.07)	(51,635.99)			
Feb-30	(250,392.76)	57,339,941.66	56,143.06	(12,856,761.72)	44,483,179.94	(4,507.07)	(51,635.99)			
Mar-30	(250,392.76)	57,089,548.90	56,143.06	(12,800,618.65)	44,288,930.25	(4,507.07)	(51,635.99)			
Apr-30	(250,392.76)	56,839,156.14	56,143.06	(12,744,475.59)	44,094,680.55	(4,507.07)	(51,635.99)			
May-30	(250,392.76)	56,588,763.38	56,143.06	(12,688,332.53)	43,900,430.86	(4,507.07)	(51,635.99)			
Jun-30	(250,392.76)	56,338,370.62	56,143.06	(12,632,189.46)	43,706,181.16	(4,507.07)	(51,635.99)			
Jul-30	(250,392.76)	56,087,977.87	56,143.06	(12,576,046.40)	43,511,931.47	(4,507.07)	(51,635.99)			
Aug-30	(250,392.76)	55,837,585.11	56,143.06	(12,519,903.33)	43,317,681.78	(4,507.07)	(51,635.99)			
Sep-30	(250,392.76)	55,587,192.35	56,143.06	(12,463,760.27)	43,123,432.08	(4,507.07)	(51,635.99)			
Oct-30	(250,392.76)	55,336,799.59	56,143.06	(12,407,617.20)	42,929,182.39	(4,507.07)	(51,635.99)			
Nov-30	(250,392.76)	55,086,406.83	56,143.06	(12,351,474.14)	42,734,932.69	(4,507.07)	(51,635.99)			
Dec-30	(250,392.76)	54,836,014.07	56,143.06	(12,295,331.08)	42,540,683.00	(4,507.07)	(51,635.99)			
Jan-31	(250,392.76)	54,585,621.32	56,143.06	(12,239,188.01)	42,346,433.31	(4,507.07)	(51,635.99)			
Feb-31	(250,392.76)	54,335,228.56	56,143.06	(12,183,044.95)	42,152,183.61	(4,507.07)	(51,635.99)			
Mar-31	(250,392.76)	54,084,835.80	56,143.06	(12,126,901.88)	41,957,933.92	(4,507.07)	(51,635.99)			
Apr-31	(250,392.76)	53,834,443.04	56,143.06	(12,070,758.82)	41,763,684.22	(4,507.07)	(51,635.99)			
May-31	(250,392.76)	53,584,050.28	56,143.06	(12,014,615.75)	41,569,434.53	(4,507.07)	(51,635.99)			
Jun-31	(250,392.76)	53,333,657.52	56,143.06	(11,958,472.69)	41,375,184.83	(4,507.07)	(51,635.99)			
Jul-31	(250,392.76)	53,083,264.77	56,143.06	(11,902,329.63)	41,180,935.14	(4,507.07)	(51,635.99)			
Aug-31	(250,392.76)	52,832,872.01	56,143.06	(11,846,186.56)	40,986,685.45	(4,507.07)	(51,635.99)			
Sep-31	(250,392.76)	52,582,479.25	56,143.06	(11,790,043.50)	40,792,435.75	(4,507.07)	(51,635.99)			
Oct-31	(250,392.76)	52,332,086.49	56,143.06	(11,733,900.43)	40,598,186.06	(4,507.07)	(51,635.99)			
Nov-31	(250,392.76)	52,081,693.73	56,143.06	(11,677,757.37)	40,403,936.36	(4,507.07)	(51,635.99)			
Dec-31	(250,392.76)	51,831,300.97	56,143.06	(11,621,614.30)	40,209,686.67	(4,507.07)	(51,635.99)			
Jan-32	(250,392.76)	51,580,908.22	56,143.06	(11,565,471.24)	40,015,436.98	(4,507.07)	(51,635.99)			
Feb-32	(250,392.76)	51,330,515.46	56,143.06	(11,509,328.18)	39,821,187.28	(4,507.07)	(51,635.99)			
Mar-32	(250,392.76)	51,080,122.70	56,143.06	(11,453,185.11)	39,626,937.59	(4,507.07)	(51,635.99)			
Apr-32	(250,392.76)	50,829,729.94	56,143.06	(11,397,042.05)	39,432,687.89	(4,507.07)	(51,635.99)			
May-32	(250,392.76)	50,579,337.18	56,143.06	(11,340,898.98)	39,238,438.20	(4,507.07)	(51,635.99)			
Jun-32	(250,392.76)	50,328,944.42	56,143.06	(11,284,755.92)	39,044,188.51	(4,507.07)	(51,635.99)			
Jul-32	(250,392.76)	50,078,551.67	56,143.06	(11,228,612.85)	38,849,938.81	(4,507.07)	(51,635.99)			
Aug-32	(250,392.76)	49,828,158.91	56,143.06	(11,172,469.79)	38,655,689.12	(4,507.07)	(51,635.99)			
Sep-32	(250,392.76)	49,577,766.15	56,143.06	(11,116,326.73)	38,461,439.42	(4,507.07)	(51,635.99)			
Oct-32	(250,392.76)	49,327,373.39	56,143.06	(11,060,183.66)	38,267,189.73	(4,507.07)	(51,635.99)			
Nov-32	(250,392.76)	49,076,980.63	56,143.06	(11,004,040.60)	38,072,940.04	(4,507.07)	(51,635.99)			
Dec-32	(250,392.76)	48,826,587.87	56,143.06	(10,947,897.53)	37,878,690.34	(4,507.07)	(51,635.99)			
Jan-33	(250,392.76)	48,576,195.12	56,143.06	(10,891,754.47)	37,684,440.65	(4,507.07)	(51,635.99)			
Feb-33	(250,392.76)	48,325,802.36	56,143.06	(10,835,611.40)	37,490,190.95	(4,507.07)	(51,635.99)			
Mar-33	(250,392.76)	48,075,409.60	56,143.06	(10,779,468.34)	37,295,941.26	(4,507.07)	(51,635.99)			
Apr-33	(250,392.76)	47,825,016.84	56,143.06	(10,723,325.28)	37,101,691.57	(4,507.07)	(51,635.99)			
May-33	(250,392.76)	47,574,624.08	56,143.06	(10,667,182.21)	36,907,441.87	(4,507.07)	(51,635.99)			
Jun-33	(250,392.76)	47,324,231.32	56,143.06	(10,611,039.15)	36,713,192.18	(4,507.07)	(51,635.99)			
Jul-33	(250,392.76)	47,073,838.57	56,143.06	(10,554,896.08)	36,518,942.48	(4,507.07)	(51,635.99)			
Aug-33	(250,392.76)	46,823,445.81	56,143.06	(10,498,753.02)	36,324,692.79	(4,507.07)	(51,635.99)			
Sep-33	(250,392.76)	46,573,053.05	56,143.06	(10,442,609.95)	36,130,443.10	(4,507.07)	(51,635.99)			
Oct-33	(250,392.76)	46,322,660.29	56,143.06	(10,386,466.89)	35,936,193.40	(4,507.07)	(51,635.99)			
Nov-33	(250,392.76)	46,072,267.53	56,143.06	(10,330,323.83)	35,741,943.71	(4,507.07)	(51,635.99)			
Dec-33	(250,392.76)	45,821,874.77	56,143.06	(10,274,180.76)	35,547,694.01	(4,507.07)	(51,635.99)			
Jan-34	(250,392.76)	45,571,482.02	56,143.06	(10,218,037.70)	35,353,444.32	(4,507.07)	(51,635.99)			
Feb-34	(250,392.76)	45,321,089.26	56,143.06	(10,161,894.63)	35,159,194.62	(4,507.07)	(51,635.99)			
Mar-34	(250,392.76)	45,070,696.50	56,143.06	(10,105,751.57)	34,964,944.93	(4,507.07)	(51,635.99)			
Apr-34	(250,392.76)	44,820,303.74	56,143.06	(10,049,608.50)	34,770,695.24	(4,507.07)	(51,635.99)			
May-34	(250,392.76)	44,569,910.98	56,143.06	(9,993,465.44)	34,576,445.54	(4,507.07)	(51,635.99)			
Jun-34	(250,392.76)	44,319,518.22	56,143.06	(9,937,322.38)	34,382,195.85	(4,507.07)	(51,635.99)			
Jul-34	(250,392.76)	44,069,125.47	56,143.06	(9,881,179.31)	34,187,946.15	(4,507.07)	(51,635.99)			
Aug-34	(250,392.76)	43,818,732.71	56,143.06	(9,825,036.25)	33,993,696.46	(4,507.07)	(51,635.99)			
Sep-34	(250,392.76)	43,568,339.95	56,143.06	(9,768,893.18)	33,799,446.77	(4,507.07)	(51,635.99)			
Oct-34	(250,392.76)	43,317,947.19	56,143.06	(9,712,750.12)	33,605,197.07	(4,507.07)	(51,635.99)			
Nov-34	(250,392.76)	43,067,554.43	56,143.06	(9,656,607.06)	33,410,947.38	(4,507.07)	(51,635.99)			
Dec-34	(250,392.76)	42,817,161.67	56,143.06	(9,600,463.99)	33,216,697.68	(4,507.07)	(51,635.99)			
Jan-35	(250,392.76)	42,566,768.92	56,143.06	(9,544,320.93)	33,022,447.99	(4,507.07)	(51,635.99)			
Feb-35	(250,392.76)	42,316,376.16	56,143.06	(9,488,177.86)	32,828,198.30	(4,507.07)	(51,635.99)			

Amortization Schedule
GL# 010.0000.2150.20111.002000
03/15/19-03/15/49

	(Gain) Loss	Years	Annual Amort		
BOTM	18,407,906.00	30	613,596.87	360.00	months
JP Morgan	24,701,500.00	30	823,383.33	360.00	months
BNP Paribas	16,723,258.00	30	557,441.93	360.00	months
CIBC	14,797,008.00	30	493,233.60	360.00	months
Morgan Stanley	11,928,991.00	30	397,633.03	360.00	months
Bank of America	3,582,730.00	30	119,424.33	360.00	months
Total	90,141,393.00		3,004,713.10		

new rates as of 06/30/20	
Def State Tax	1.80%
Def Fed Tax	20.62%
	22.422%

			DR (CR)
LT Int Exp	**Monthly Amort**		**250,392.76**
2830.xxxxx	**Def State Tax**	1.80%	**(4,507.07)**
2830.xxxxx	**Def Fed Tax**	20.62%	**(51,635.99)**
		22.42%	

T-Lock Settlement

					Net OCI	**Def State Tax**	**Def Fed Tax**			
						1.80%	20.62%	22.42%	20.517%	22.317%
	2150.20111	**2150.20111**	**2150.20111**	**2150.20111**	**2150.20111**	**2830.28206**	**2830.28201**			
	Amort	T-Lock Settlement	Def Tax Adj	Def Taxes	Net of Tax	Adjustment	Adjustment			
	DR (CR)	DR (CR)	DR (CR)	DR (CR)		DR (CR)	DR (CR)			
Mar-35	(250,392.76)	42,065,983.40	56,143.06	(9,432,034.80)	32,633,948.60	(4,507.07)	(51,635.99)			
Apr-35	(250,392.76)	41,815,590.64	56,143.06	(9,375,891.73)	32,439,698.91	(4,507.07)	(51,635.99)			
May-35	(250,392.76)	41,565,197.88	56,143.06	(9,319,748.67)	32,245,449.21	(4,507.07)	(51,635.99)			
Jun-35	(250,392.76)	41,314,805.12	56,143.06	(9,263,605.61)	32,051,199.52	(4,507.07)	(51,635.99)			
Jul-35	(250,392.76)	41,064,412.37	56,143.06	(9,207,462.54)	31,856,949.83	(4,507.07)	(51,635.99)			
Aug-35	(250,392.76)	40,814,019.61	56,143.06	(9,151,319.48)	31,662,700.13	(4,507.07)	(51,635.99)			
Sep-35	(250,392.76)	40,563,626.85	56,143.06	(9,095,176.41)	31,468,450.44	(4,507.07)	(51,635.99)			
Oct-35	(250,392.76)	40,313,234.09	56,143.06	(9,039,033.35)	31,274,200.74	(4,507.07)	(51,635.99)			
Nov-35	(250,392.76)	40,062,841.33	56,143.06	(8,982,890.28)	31,079,951.05	(4,507.07)	(51,635.99)			
Dec-35	(250,392.76)	39,812,448.57	56,143.06	(8,926,747.22)	30,885,701.36	(4,507.07)	(51,635.99)			
Jan-36	(250,392.76)	39,562,055.82	56,143.06	(8,870,604.16)	30,691,451.66	(4,507.07)	(51,635.99)			
Feb-36	(250,392.76)	39,311,663.06	56,143.06	(8,814,461.09)	30,497,201.97	(4,507.07)	(51,635.99)			
Mar-36	(250,392.76)	39,061,270.30	56,143.06	(8,758,318.03)	30,302,952.27	(4,507.07)	(51,635.99)			
Apr-36	(250,392.76)	38,810,877.54	56,143.06	(8,702,174.96)	30,108,702.58	(4,507.07)	(51,635.99)			
May-36	(250,392.76)	38,560,484.78	56,143.06	(8,646,031.90)	29,914,452.89	(4,507.07)	(51,635.99)			
Jun-36	(250,392.76)	38,310,092.02	56,143.06	(8,589,888.83)	29,720,203.19	(4,507.07)	(51,635.99)			
Jul-36	(250,392.76)	38,059,699.27	56,143.06	(8,533,745.77)	29,525,953.50	(4,507.07)	(51,635.99)			
Aug-36	(250,392.76)	37,809,306.51	56,143.06	(8,477,602.71)	29,331,703.80	(4,507.07)	(51,635.99)			
Sep-36	(250,392.76)	37,558,913.75	56,143.06	(8,421,459.64)	29,137,454.11	(4,507.07)	(51,635.99)			
Oct-36	(250,392.76)	37,308,520.99	56,143.06	(8,365,316.58)	28,943,204.41	(4,507.07)	(51,635.99)			
Nov-36	(250,392.76)	37,058,128.23	56,143.06	(8,309,173.51)	28,748,954.72	(4,507.07)	(51,635.99)			
Dec-36	(250,392.76)	36,807,735.47	56,143.06	(8,253,030.45)	28,554,705.03	(4,507.07)	(51,635.99)			
Jan-37	(250,392.76)	36,557,342.72	56,143.06	(8,196,887.38)	28,360,455.33	(4,507.07)	(51,635.99)			
Feb-37	(250,392.76)	36,306,949.96	56,143.06	(8,140,744.32)	28,166,205.64	(4,507.07)	(51,635.99)			
Mar-37	(250,392.76)	36,056,557.20	56,143.06	(8,084,601.26)	27,971,955.94	(4,507.07)	(51,635.99)			
Apr-37	(250,392.76)	35,806,164.44	56,143.06	(8,028,458.19)	27,777,706.25	(4,507.07)	(51,635.99)			
May-37	(250,392.76)	35,555,771.68	56,143.06	(7,972,315.13)	27,583,456.56	(4,507.07)	(51,635.99)			
Jun-37	(250,392.76)	35,305,378.92	56,143.06	(7,916,172.06)	27,389,206.86	(4,507.07)	(51,635.99)			
Jul-37	(250,392.76)	35,054,986.17	56,143.06	(7,860,029.00)	27,194,957.17	(4,507.07)	(51,635.99)			
Aug-37	(250,392.76)	34,804,593.41	56,143.06	(7,803,885.93)	27,000,707.47	(4,507.07)	(51,635.99)			
Sep-37	(250,392.76)	34,554,200.65	56,143.06	(7,747,742.87)	26,806,457.78	(4,507.07)	(51,635.99)			
Oct-37	(250,392.76)	34,303,807.89	56,143.06	(7,691,599.81)	26,612,208.09	(4,507.07)	(51,635.99)			
Nov-37	(250,392.76)	34,053,415.13	56,143.06	(7,635,456.74)	26,417,958.39	(4,507.07)	(51,635.99)			
Dec-37	(250,392.76)	33,803,022.37	56,143.06	(7,579,313.68)	26,223,708.70	(4,507.07)	(51,635.99)			
Jan-38	(250,392.76)	33,552,629.62	56,143.06	(7,523,170.61)	26,029,459.00	(4,507.07)	(51,635.99)			
Feb-38	(250,392.76)	33,302,236.86	56,143.06	(7,467,027.55)	25,835,209.31	(4,507.07)	(51,635.99)			
Mar-38	(250,392.76)	33,051,844.10	56,143.06	(7,410,884.48)	25,640,959.62	(4,507.07)	(51,635.99)			
Apr-38	(250,392.76)	32,801,451.34	56,143.06	(7,354,741.42)	25,446,709.92	(4,507.07)	(51,635.99)			
May-38	(250,392.76)	32,551,058.58	56,143.06	(7,298,598.36)	25,252,460.23	(4,507.07)	(51,635.99)			
Jun-38	(250,392.76)	32,300,665.82	56,143.06	(7,242,455.29)	25,058,210.53	(4,507.07)	(51,635.99)			
Jul-38	(250,392.76)	32,050,273.07	56,143.06	(7,186,312.23)	24,863,960.84	(4,507.07)	(51,635.99)			
Aug-38	(250,392.76)	31,799,880.31	56,143.06	(7,130,169.16)	24,669,711.15	(4,507.07)	(51,635.99)			
Sep-38	(250,392.76)	31,549,487.55	56,143.06	(7,074,026.10)	24,475,461.45	(4,507.07)	(51,635.99)			
Oct-38	(250,392.76)	31,299,094.79	56,143.06	(7,017,883.03)	24,281,211.76	(4,507.07)	(51,635.99)			
Nov-38	(250,392.76)	31,048,702.03	56,143.06	(6,961,739.97)	24,086,962.06	(4,507.07)	(51,635.99)			
Dec-38	(250,392.76)	30,798,309.27	56,143.06	(6,905,596.91)	23,892,712.37	(4,507.07)	(51,635.99)			
Jan-39	(250,392.76)	30,547,916.52	56,143.06	(6,849,453.84)	23,698,462.68	(4,507.07)	(51,635.99)			
Feb-39	(250,392.76)	30,297,523.76	56,143.06	(6,793,310.78)	23,504,212.98	(4,507.07)	(51,635.99)			
Mar-39	(250,392.76)	30,047,131.00	56,143.06	(6,737,167.71)	23,309,963.29	(4,507.07)	(51,635.99)			
Apr-39	(250,392.76)	29,796,738.24	56,143.06	(6,681,024.65)	23,115,713.59	(4,507.07)	(51,635.99)			
May-39	(250,392.76)	29,546,345.48	56,143.06	(6,624,881.58)	22,921,463.90	(4,507.07)	(51,635.99)			
Jun-39	(250,392.76)	29,295,952.72	56,143.06	(6,568,738.52)	22,727,214.21	(4,507.07)	(51,635.99)			
Jul-39	(250,392.76)	29,045,559.97	56,143.06	(6,512,595.46)	22,532,964.51	(4,507.07)	(51,635.99)			
Aug-39	(250,392.76)	28,795,167.21	56,143.06	(6,456,452.39)	22,338,714.82	(4,507.07)	(51,635.99)			
Sep-39	(250,392.76)	28,544,774.45	56,143.06	(6,400,309.33)	22,144,465.12	(4,507.07)	(51,635.99)			
Oct-39	(250,392.76)	28,294,381.69	56,143.06	(6,344,166.26)	21,950,215.43	(4,507.07)	(51,635.99)			
Nov-39	(250,392.76)	28,043,988.93	56,143.06	(6,288,023.20)	21,755,965.73	(4,507.07)	(51,635.99)			
Dec-39	(250,392.76)	27,793,596.17	56,143.06	(6,231,880.13)	21,561,716.04	(4,507.07)	(51,635.99)			
Jan-40	(250,392.76)	27,543,203.42	56,143.06	(6,175,737.07)	21,367,466.35	(4,507.07)	(51,635.99)			
Feb-40	(250,392.76)	27,292,810.66	56,143.06	(6,119,594.01)	21,173,216.65	(4,507.07)	(51,635.99)			
Mar-40	(250,392.76)	27,042,417.90	56,143.06	(6,063,450.94)	20,978,966.96	(4,507.07)	(51,635.99)			
Apr-40	(250,392.76)	26,792,025.14	56,143.06	(6,007,307.88)	20,784,717.26	(4,507.07)	(51,635.99)			
May-40	(250,392.76)	26,541,632.38	56,143.06	(5,951,164.81)	20,590,467.57	(4,507.07)	(51,635.99)			
Jun-40	(250,392.76)	26,291,239.62	56,143.06	(5,895,021.75)	20,396,217.88	(4,507.07)	(51,635.99)			

Amortization Schedule
GL# 010.0000.2150.20111.002000
03/15/19-03/15/49

	(Gain) Loss	Years	Annual Amort		
BOTM	18,407,906.00	30	613,596.87	360.00	months
JP Morgan	24,701,500.00	30	823,383.33	360.00	months
BNP Paribas	16,723,258.00	30	557,441.93	360.00	months
CIBC	14,797,008.00	30	493,233.60	360.00	months
Morgan Stanley	11,928,991.00	30	397,633.03	360.00	months
Bank of America	3,582,730.00	30	119,424.33	360.00	months
Total	90,141,393.00		3,004,713.10		

new rates as of 06/30/20	
Def State Tax	1.80%
Def Fed Tax	20.62%
	22.422%

			DR (CR)
LT Int Exp	**Monthly Amort**		**250,392.76**
2830.xxxxx	**Def State Tax**	1.80%	**(4,507.07)**
2830.xxxxx	**Def Fed Tax**	20.62%	**(51,635.99)**
		22.42%	

T-Lock Settlement

					Net OCI	**Def State Tax**	**Def Fed Tax**			
						1.80%	20.62%	22.42%	20.517%	22.317%
	2150.20111	**2150.20111**	**2150.20111**	**2150.20111**	**2150.20111**	**2830.28206**	**2830.28201**			
	Amort	T-Lock Settlement	Def Tax Adj	Def Taxes	Net of Tax	Adjustment	Adjustment			
	DR (CR)	DR (CR)	DR (CR)	DR (CR)		DR (CR)	DR (CR)			
Jul-40	(250,392.76)	26,040,846.87	56,143.06	(5,838,878.68)	20,201,968.18	(4,507.07)	(51,635.99)			
Aug-40	(250,392.76)	25,790,454.11	56,143.06	(5,782,735.62)	20,007,718.49	(4,507.07)	(51,635.99)			
Sep-40	(250,392.76)	25,540,061.35	56,143.06	(5,726,592.56)	19,813,468.79	(4,507.07)	(51,635.99)			
Oct-40	(250,392.76)	25,289,668.59	56,143.06	(5,670,449.49)	19,619,219.10	(4,507.07)	(51,635.99)			
Nov-40	(250,392.76)	25,039,275.83	56,143.06	(5,614,306.43)	19,424,969.41	(4,507.07)	(51,635.99)			
Dec-40	(250,392.76)	24,788,883.07	56,143.06	(5,558,163.36)	19,230,719.71	(4,507.07)	(51,635.99)			
Jan-41	(250,392.76)	24,538,490.32	56,143.06	(5,502,020.30)	19,036,470.02	(4,507.07)	(51,635.99)			
Feb-41	(250,392.76)	24,288,097.56	56,143.06	(5,445,877.23)	18,842,220.32	(4,507.07)	(51,635.99)			
Mar-41	(250,392.76)	24,037,704.80	56,143.06	(5,389,734.17)	18,647,970.63	(4,507.07)	(51,635.99)			
Apr-41	(250,392.76)	23,787,312.04	56,143.06	(5,333,591.11)	18,453,720.94	(4,507.07)	(51,635.99)			
May-41	(250,392.76)	23,536,919.28	56,143.06	(5,277,448.04)	18,259,471.24	(4,507.07)	(51,635.99)			
Jun-41	(250,392.76)	23,286,526.52	56,143.06	(5,221,304.98)	18,065,221.55	(4,507.07)	(51,635.99)			
Jul-41	(250,392.76)	23,036,133.77	56,143.06	(5,165,161.91)	17,870,971.85	(4,507.07)	(51,635.99)			
Aug-41	(250,392.76)	22,785,741.01	56,143.06	(5,109,018.85)	17,676,722.16	(4,507.07)	(51,635.99)			
Sep-41	(250,392.76)	22,535,348.25	56,143.06	(5,052,875.78)	17,482,472.47	(4,507.07)	(51,635.99)			
Oct-41	(250,392.76)	22,284,955.49	56,143.06	(4,996,732.72)	17,288,222.77	(4,507.07)	(51,635.99)			
Nov-41	(250,392.76)	22,034,562.73	56,143.06	(4,940,589.66)	17,093,973.08	(4,507.07)	(51,635.99)			
Dec-41	(250,392.76)	21,784,169.97	56,143.06	(4,884,446.59)	16,899,723.38	(4,507.07)	(51,635.99)			
Jan-42	(250,392.76)	21,533,777.22	56,143.06	(4,828,303.53)	16,705,473.69	(4,507.07)	(51,635.99)			
Feb-42	(250,392.76)	21,283,384.46	56,143.06	(4,772,160.46)	16,511,224.00	(4,507.07)	(51,635.99)			
Mar-42	(250,392.76)	21,032,991.70	56,143.06	(4,716,017.40)	16,316,974.30	(4,507.07)	(51,635.99)			
Apr-42	(250,392.76)	20,782,598.94	56,143.06	(4,659,874.33)	16,122,724.61	(4,507.07)	(51,635.99)			
May-42	(250,392.76)	20,532,206.18	56,143.06	(4,603,731.27)	15,928,474.91	(4,507.07)	(51,635.99)			
Jun-42	(250,392.76)	20,281,813.42	56,143.06	(4,547,588.21)	15,734,225.22	(4,507.07)	(51,635.99)			
Jul-42	(250,392.76)	20,031,420.67	56,143.06	(4,491,445.14)	15,539,975.52	(4,507.07)	(51,635.99)			
Aug-42	(250,392.76)	19,781,027.91	56,143.06	(4,435,302.08)	15,345,725.83	(4,507.07)	(51,635.99)			
Sep-42	(250,392.76)	19,530,635.15	56,143.06	(4,379,159.01)	15,151,476.14	(4,507.07)	(51,635.99)			
Oct-42	(250,392.76)	19,280,242.39	56,143.06	(4,323,015.95)	14,957,226.44	(4,507.07)	(51,635.99)			
Nov-42	(250,392.76)	19,029,849.63	56,143.06	(4,266,872.88)	14,762,976.75	(4,507.07)	(51,635.99)			
Dec-42	(250,392.76)	18,779,456.87	56,143.06	(4,210,729.82)	14,568,727.05	(4,507.07)	(51,635.99)			
Jan-43	(250,392.76)	18,529,064.12	56,143.06	(4,154,586.76)	14,374,477.36	(4,507.07)	(51,635.99)			
Feb-43	(250,392.76)	18,278,671.36	56,143.06	(4,098,443.69)	14,180,227.67	(4,507.07)	(51,635.99)			
Mar-43	(250,392.76)	18,028,278.60	56,143.06	(4,042,300.63)	13,985,977.97	(4,507.07)	(51,635.99)			
Apr-43	(250,392.76)	17,777,885.84	56,143.06	(3,986,157.56)	13,791,728.28	(4,507.07)	(51,635.99)			
May-43	(250,392.76)	17,527,493.08	56,143.06	(3,930,014.50)	13,597,478.58	(4,507.07)	(51,635.99)			
Jun-43	(250,392.76)	17,277,100.32	56,143.06	(3,873,871.43)	13,403,228.89	(4,507.07)	(51,635.99)			
Jul-43	(250,392.76)	17,026,707.57	56,143.06	(3,817,728.37)	13,208,979.20	(4,507.07)	(51,635.99)			
Aug-43	(250,392.76)	16,776,314.81	56,143.06	(3,761,585.31)	13,014,729.50	(4,507.07)	(51,635.99)			
Sep-43	(250,392.76)	16,525,922.05	56,143.06	(3,705,442.24)	12,820,479.81	(4,507.07)	(51,635.99)			
Oct-43	(250,392.76)	16,275,529.29	56,143.06	(3,649,299.18)	12,626,230.11	(4,507.07)	(51,635.99)			
Nov-43	(250,392.76)	16,025,136.53	56,143.06	(3,593,156.11)	12,431,980.42	(4,507.07)	(51,635.99)			
Dec-43	(250,392.76)	15,774,743.77	56,143.06	(3,537,013.05)	12,237,730.73	(4,507.07)	(51,635.99)			
Jan-44	(250,392.76)	15,524,351.02	56,143.06	(3,480,869.98)	12,043,481.03	(4,507.07)	(51,635.99)			
Feb-44	(250,392.76)	15,273,958.26	56,143.06	(3,424,726.92)	11,849,231.34	(4,507.07)	(51,635.99)			
Mar-44	(250,392.76)	15,023,565.50	56,143.06	(3,368,583.86)	11,654,981.64	(4,507.07)	(51,635.99)			
Apr-44	(250,392.76)	14,773,172.74	56,143.06	(3,312,440.79)	11,460,731.95	(4,507.07)	(51,635.99)			
May-44	(250,392.76)	14,522,779.98	56,143.06	(3,256,297.73)	11,266,482.26	(4,507.07)	(51,635.99)			
Jun-44	(250,392.76)	14,272,387.22	56,143.06	(3,200,154.66)	11,072,232.56	(4,507.07)	(51,635.99)			
Jul-44	(250,392.76)	14,021,994.47	56,143.06	(3,144,011.60)	10,877,982.87	(4,507.07)	(51,635.99)			
Aug-44	(250,392.76)	13,771,601.71	56,143.06	(3,087,868.54)	10,683,733.17	(4,507.07)	(51,635.99)			
Sep-44	(250,392.76)	13,521,208.95	56,143.06	(3,031,725.47)	10,489,483.48	(4,507.07)	(51,635.99)			
Oct-44	(250,392.76)	13,270,816.19	56,143.06	(2,975,582.41)	10,295,233.79	(4,507.07)	(51,635.99)			
Nov-44	(250,392.76)	13,020,423.43	56,143.06	(2,919,439.34)	10,100,984.09	(4,507.07)	(51,635.99)			
Dec-44	(250,392.76)	12,770,030.67	56,143.06	(2,863,296.28)	9,906,734.40	(4,507.07)	(51,635.99)			
Jan-45	(250,392.76)	12,519,637.92	56,143.06	(2,807,153.21)	9,712,484.70	(4,507.07)	(51,635.99)			
Feb-45	(250,392.76)	12,269,245.16	56,143.06	(2,751,010.15)	9,518,235.01	(4,507.07)	(51,635.99)			
Mar-45	(250,392.76)	12,018,852.40	56,143.06	(2,694,867.09)	9,323,985.31	(4,507.07)	(51,635.99)			
Apr-45	(250,392.76)	11,768,459.64	56,143.06	(2,638,724.02)	9,129,735.62	(4,507.07)	(51,635.99)			
May-45	(250,392.76)	11,518,066.88	56,143.06	(2,582,580.96)	8,935,485.93	(4,507.07)	(51,635.99)			
Jun-45	(250,392.76)	11,267,674.12	56,143.06	(2,526,437.89)	8,741,236.23	(4,507.07)	(51,635.99)			
Jul-45	(250,392.76)	11,017,281.37	56,143.06	(2,470,294.83)	8,546,986.54	(4,507.07)	(51,635.99)			
Aug-45	(250,392.76)	10,766,888.61	56,143.06	(2,414,151.76)	8,352,736.84	(4,507.07)	(51,635.99)			
Sep-45	(250,392.76)	10,516,495.85	56,143.06	(2,358,008.70)	8,158,487.15	(4,507.07)	(51,635.99)			
Oct-45	(250,392.76)	10,266,103.09	56,143.06	(2,301,865.64)	7,964,237.46	(4,507.07)	(51,635.99)			

Amortization Schedule
GL# 010.0000.2150.20111.002000
03/15/19-03/15/49

	(Gain) Loss	Years	Annual Amort		
BOTM	18,407,906.00	30	613,596.87	360.00	months
JP Morgan	24,701,500.00	30	823,383.33	360.00	months
BNP Paribas	16,723,258.00	30	557,441.93	360.00	months
CIBC	14,797,008.00	30	493,233.60	360.00	months
Morgan Stanley	11,928,991.00	30	397,633.03	360.00	months
Bank of America	3,582,730.00	30	119,424.33	360.00	months
Total	90,141,393.00		3,004,713.10		

new rates as of 06/30/20	
Def State Tax	1.80%
Def Fed Tax	20.62%
	22.422%

			DR (CR)
LT Int Exp	**Monthly Amort**		**250,392.76**
2830.xxxxx	**Def State Tax**	1.80%	**(4,507.07)**
2830.xxxxx	**Def Fed Tax**	20.62%	**(51,635.99)**
		22.42%	

T-Lock Settlement

					Net OCI	**Def State Tax**	**Def Fed Tax**			
						1.80%	20.62%	22.42%	20.517%	22.317%
	2150.20111	**2150.20111**	**2150.20111**	**2150.20111**	**2150.20111**	**2830.28206**	**2830.28201**			
	Amort	T-Lock Settlement	Def Tax Adj	Def Taxes	Net of Tax	Adjustment	Adjustment			
	DR (CR)	DR (CR)	DR (CR)	DR (CR)		DR (CR)	DR (CR)			
Nov-45	(250,392.76)	10,015,710.33	56,143.06	(2,245,722.57)	7,769,987.76	(4,507.07)	(51,635.99)			
Dec-45	(250,392.76)	9,765,317.57	56,143.06	(2,189,579.51)	7,575,738.07	(4,507.07)	(51,635.99)			
Jan-46	(250,392.76)	9,514,924.82	56,143.06	(2,133,436.44)	7,381,488.37	(4,507.07)	(51,635.99)			
Feb-46	(250,392.76)	9,264,532.06	56,143.06	(2,077,293.38)	7,187,238.68	(4,507.07)	(51,635.99)			
Mar-46	(250,392.76)	9,014,139.30	56,143.06	(2,021,150.31)	6,992,988.99	(4,507.07)	(51,635.99)			
Apr-46	(250,392.76)	8,763,746.54	56,143.06	(1,965,007.25)	6,798,739.29	(4,507.07)	(51,635.99)			
May-46	(250,392.76)	8,513,353.78	56,143.06	(1,908,864.19)	6,604,489.60	(4,507.07)	(51,635.99)			
Jun-46	(250,392.76)	8,262,961.02	56,143.06	(1,852,721.12)	6,410,239.90	(4,507.07)	(51,635.99)			
Jul-46	(250,392.76)	8,012,568.27	56,143.06	(1,796,578.06)	6,215,990.21	(4,507.07)	(51,635.99)			
Aug-46	(250,392.76)	7,762,175.51	56,143.06	(1,740,434.99)	6,021,740.52	(4,507.07)	(51,635.99)			
Sep-46	(250,392.76)	7,511,782.75	56,143.06	(1,684,291.93)	5,827,490.82	(4,507.07)	(51,635.99)			
Oct-46	(250,392.76)	7,261,389.99	56,143.06	(1,628,148.86)	5,633,241.13	(4,507.07)	(51,635.99)			
Nov-46	(250,392.76)	7,010,997.23	56,143.06	(1,572,005.80)	5,438,991.43	(4,507.07)	(51,635.99)			
Dec-46	(250,392.76)	6,760,604.47	56,143.06	(1,515,862.74)	5,244,741.74	(4,507.07)	(51,635.99)			
Jan-47	(250,392.76)	6,510,211.72	56,143.06	(1,459,719.67)	5,050,492.05	(4,507.07)	(51,635.99)			
Feb-47	(250,392.76)	6,259,818.96	56,143.06	(1,403,576.61)	4,856,242.35	(4,507.07)	(51,635.99)			
Mar-47	(250,392.76)	6,009,426.20	56,143.06	(1,347,433.54)	4,661,992.66	(4,507.07)	(51,635.99)			
Apr-47	(250,392.76)	5,759,033.44	56,143.06	(1,291,290.48)	4,467,742.96	(4,507.07)	(51,635.99)			
May-47	(250,392.76)	5,508,640.68	56,143.06	(1,235,147.41)	4,273,493.27	(4,507.07)	(51,635.99)			
Jun-47	(250,392.76)	5,258,247.92	56,143.06	(1,179,004.35)	4,079,243.58	(4,507.07)	(51,635.99)			
Jul-47	(250,392.76)	5,007,855.17	56,143.06	(1,122,861.29)	3,884,993.88	(4,507.07)	(51,635.99)			
Aug-47	(250,392.76)	4,757,462.41	56,143.06	(1,066,718.22)	3,690,744.19	(4,507.07)	(51,635.99)			
Sep-47	(250,392.76)	4,507,069.65	56,143.06	(1,010,575.16)	3,496,494.49	(4,507.07)	(51,635.99)			
Oct-47	(250,392.76)	4,256,676.89	56,143.06	(954,432.09)	3,302,244.80	(4,507.07)	(51,635.99)			
Nov-47	(250,392.76)	4,006,284.13	56,143.06	(898,289.03)	3,107,995.10	(4,507.07)	(51,635.99)			
Dec-47	(250,392.76)	3,755,891.37	56,143.06	(842,145.96)	2,913,745.41	(4,507.07)	(51,635.99)			
Jan-48	(250,392.76)	3,505,498.62	56,143.06	(786,002.90)	2,719,495.72	(4,507.07)	(51,635.99)			
Feb-48	(250,392.76)	3,255,105.86	56,143.06	(729,859.84)	2,525,246.02	(4,507.07)	(51,635.99)			
Mar-48	(250,392.76)	3,004,713.10	56,143.06	(673,716.77)	2,330,996.33	(4,507.07)	(51,635.99)			
Apr-48	(250,392.76)	2,754,320.34	56,143.06	(617,573.71)	2,136,746.63	(4,507.07)	(51,635.99)			
May-48	(250,392.76)	2,503,927.58	56,143.06	(561,430.64)	1,942,496.94	(4,507.07)	(51,635.99)			
Jun-48	(250,392.76)	2,253,534.82	56,143.06	(505,287.58)	1,748,247.25	(4,507.07)	(51,635.99)			
Jul-48	(250,392.76)	2,003,142.07	56,143.06	(449,144.51)	1,553,997.55	(4,507.07)	(51,635.99)			
Aug-48	(250,392.76)	1,752,749.31	56,143.06	(393,001.45)	1,359,747.86	(4,507.07)	(51,635.99)			
Sep-48	(250,392.76)	1,502,356.55	56,143.06	(336,858.39)	1,165,498.16	(4,507.07)	(51,635.99)			
Oct-48	(250,392.76)	1,251,963.79	56,143.06	(280,715.32)	971,248.47	(4,507.07)	(51,635.99)			
Nov-48	(250,392.76)	1,001,571.03	56,143.06	(224,572.26)	776,998.78	(4,507.07)	(51,635.99)			
Dec-48	(250,392.76)	751,178.27	56,143.06	(168,429.19)	582,749.08	(4,507.07)	(51,635.99)			
Jan-49	(250,392.76)	500,785.52	56,143.06	(112,286.13)	388,499.39	(4,507.07)	(51,635.99)			
Feb-49	(250,392.76)	250,392.76	56,143.06	(56,143.06)	194,249.69	(4,507.07)	(51,635.99)			
Mar-49	(250,392.76)	(0.00)	56,143.06	0.00	(0.00)	(4,507.07)	(51,635.99)			

Amortization Schedule
GL# 010.0000.2150.20112.002000
OCT20 - JAN-31

	(Gain) Loss	Years	Annual Amort		
BNP Paribas	250,861.00	10.33	24,276.87	124.00	months
BAML	(226,822.00)	10.33	(21,950.52)	124.00	months
CIBC	1,816,660.00	10.33	175,805.81	124.00	months
MUFG	935,360.00	10.33	90,518.71	124.00	months
JP Morgan	1,650,000.00	10.33	159,677.42	124.00	months
Total	4,426,059.00		428,328.29		
	net loss				

			DR (CR)
LT Int Exp	**Monthly Amort**		**35,694.02**
2830.xxxxx	**Def State Tax**	2.30%	**(820.96)**
2830.xxxxx	**Def Fed Tax**	20.52%	**(7,323.34)**
		22.82%	

new rate @ 06/30/20	
Def State Tax	1.80%
Def Fed Tax	20.62%
	22.42%

T-Lock Settlement

						Net OCI	**Def State Tax**	**Def Fed Tax**			
							2.30%	20.52%	22.82%	20.517%	22.817%
		2150.20112	**2150.20112**	**2150.20112**	**2150.20112**	**2150.20112**	**2830.28206**	**2830.28201**			
		Amort	T-Lock Settlement	Def Tax Adj	Def Taxes	Net of Tax	Adjustment	Adjustment			
		DR (CR)	DR (CR)	DR (CR)	DR (CR)		DR (CR)	DR (CR)			
on the books	Sep-20		4,426,059.00		(992,410.95)	3,433,648.05	-	-		69,573,831.47	(66,140,183.42)
amort starts in oct	Oct-20	(35,694.02)	4,390,364.98	8,003.31	(984,407.63)	3,405,957.34	(642.49)	(7,360.82)			
	Nov-20	(35,694.02)	4,354,670.95	8,003.31	(976,404.32)	3,378,266.63	(642.49)	(7,360.82)			
	Dec-20	(35,694.02)	4,318,976.93	8,003.31	(968,401.01)	3,350,575.92	(642.49)	(7,360.82)			
	Jan-21	(35,694.02)	4,283,282.90	8,003.31	(960,397.69)	3,322,885.21	(642.49)	(7,360.82)			
	Feb-21	(35,694.02)	4,247,588.88	8,003.31	(952,394.38)	3,295,194.50	(642.49)	(7,360.82)			
	Mar-21	(35,694.02)	4,211,894.85	8,003.31	(944,391.06)	3,267,503.79	(642.49)	(7,360.82)			
	Apr-21	(35,694.02)	4,176,200.83	8,003.31	(936,387.75)	3,239,813.08	(642.49)	(7,360.82)			
	May-21	(35,694.02)	4,140,506.81	8,003.31	(928,384.44)	3,212,122.37	(642.49)	(7,360.82)			
	Jun-21	(35,694.02)	4,104,812.78	8,003.31	(920,381.12)	3,184,431.66	(642.49)	(7,360.82)			
	Jul-21	(35,694.02)	4,069,118.76	8,003.31	(912,377.81)	3,156,740.95	(642.49)	(7,360.82)			
	Aug-21	(35,694.02)	4,033,424.73	8,003.31	(904,374.49)	3,129,050.24	(642.49)	(7,360.82)			
	Sep-21	(35,694.02)	3,997,730.71	8,003.31	(896,371.18)	3,101,359.53	(642.49)	(7,360.82)			
	Oct-21	(35,694.02)	3,962,036.69	8,003.31	(888,367.87)	3,073,668.82	(642.49)	(7,360.82)			
	Nov-21	(35,694.02)	3,926,342.66	8,003.31	(880,364.55)	3,045,978.11	(642.49)	(7,360.82)			
	Dec-21	(35,694.02)	3,890,648.64	8,003.31	(872,361.24)	3,018,287.40	(642.49)	(7,360.82)			
	Jan-22	(35,694.02)	3,854,954.61	8,003.31	(864,357.92)	2,990,596.69	(642.49)	(7,360.82)			
	Feb-22	(35,694.02)	3,819,260.59	8,003.31	(856,354.61)	2,962,905.98	(642.49)	(7,360.82)			
	Mar-22	(35,694.02)	3,783,566.56	8,003.31	(848,351.30)	2,935,215.27	(642.49)	(7,360.82)			
	Apr-22	(35,694.02)	3,747,872.54	8,003.31	(840,347.98)	2,907,524.56	(642.49)	(7,360.82)			
	May-22	(35,694.02)	3,712,178.52	8,003.31	(832,344.67)	2,879,833.85	(642.49)	(7,360.82)			
	Jun-22	(35,694.02)	3,676,484.49	8,003.31	(824,341.35)	2,852,143.14	(642.49)	(7,360.82)			
	Jul-22	(35,694.02)	3,640,790.47	8,003.31	(816,338.04)	2,824,452.43	(642.49)	(7,360.82)			
	Aug-22	(35,694.02)	3,605,096.44	8,003.31	(808,334.72)	2,796,761.72	(642.49)	(7,360.82)			
	Sep-22	(35,694.02)	3,569,402.42	8,003.31	(800,331.41)	2,769,071.01	(642.49)	(7,360.82)			
	Oct-22	(35,694.02)	3,533,708.40	8,003.31	(792,328.10)	2,741,380.30	(642.49)	(7,360.82)			
	Nov-22	(35,694.02)	3,498,014.37	8,003.31	(784,324.78)	2,713,689.59	(642.49)	(7,360.82)			
	Dec-22	(35,694.02)	3,462,320.35	8,003.31	(776,321.47)	2,685,998.88	(642.49)	(7,360.82)			
	Jan-23	(35,694.02)	3,426,626.32	8,003.31	(768,318.15)	2,658,308.17	(642.49)	(7,360.82)			
	Feb-23	(35,694.02)	3,390,932.30	8,003.31	(760,314.84)	2,630,617.46	(642.49)	(7,360.82)			
	Mar-23	(35,694.02)	3,355,238.27	8,003.31	(752,311.53)	2,602,926.75	(642.49)	(7,360.82)			
	Apr-23	(35,694.02)	3,319,544.25	8,003.31	(744,308.21)	2,575,236.04	(642.49)	(7,360.82)			
	May-23	(35,694.02)	3,283,850.23	8,003.31	(736,304.90)	2,547,545.33	(642.49)	(7,360.82)			
	Jun-23	(35,694.02)	3,248,156.20	8,003.31	(728,301.58)	2,519,854.62	(642.49)	(7,360.82)			
	Jul-23	(35,694.02)	3,212,462.18	8,003.31	(720,298.27)	2,492,163.91	(642.49)	(7,360.82)			
	Aug-23	(35,694.02)	3,176,768.15	8,003.31	(712,294.96)	2,464,473.20	(642.49)	(7,360.82)			
	Sep-23	(35,694.02)	3,141,074.13	8,003.31	(704,291.64)	2,436,782.49	(642.49)	(7,360.82)			
	Oct-23	(35,694.02)	3,105,380.10	8,003.31	(696,288.33)	2,409,091.78	(642.49)	(7,360.82)			
	Nov-23	(35,694.02)	3,069,686.08	8,003.31	(688,285.01)	2,381,401.07	(642.49)	(7,360.82)			
	Dec-23	(35,694.02)	3,033,992.06	8,003.31	(680,281.70)	2,353,710.36	(642.49)	(7,360.82)			
	Jan-24	(35,694.02)	2,998,298.03	8,003.31	(672,278.38)	2,326,019.65	(642.49)	(7,360.82)			
	Feb-24	(35,694.02)	2,962,604.01	8,003.31	(664,275.07)	2,298,328.94	(642.49)	(7,360.82)			
	Mar-24	(35,694.02)	2,926,909.98	8,003.31	(656,271.76)	2,270,638.23	(642.49)	(7,360.82)			
	Apr-24	(35,694.02)	2,891,215.96	8,003.31	(648,268.44)	2,242,947.52	(642.49)	(7,360.82)			
	May-24	(35,694.02)	2,855,521.94	8,003.31	(640,265.13)	2,215,256.81	(642.49)	(7,360.82)			
	Jun-24	(35,694.02)	2,819,827.91	8,003.31	(632,261.81)	2,187,566.10	(642.49)	(7,360.82)			
	Jul-24	(35,694.02)	2,784,133.89	8,003.31	(624,258.50)	2,159,875.39	(642.49)	(7,360.82)			
	Aug-24	(35,694.02)	2,748,439.86	8,003.31	(616,255.19)	2,132,184.68	(642.49)	(7,360.82)			
	Sep-24	(35,694.02)	2,712,745.84	8,003.31	(608,251.87)	2,104,493.97	(642.49)	(7,360.82)			
	Oct-24	(35,694.02)	2,677,051.81	8,003.31	(600,248.56)	2,076,803.26	(642.49)	(7,360.82)			
	Nov-24	(35,694.02)	2,641,357.79	8,003.31	(592,245.24)	2,049,112.55	(642.49)	(7,360.82)			
	Dec-24	(35,694.02)	2,605,663.77	8,003.31	(584,241.93)	2,021,421.84	(642.49)	(7,360.82)			
	Jan-25	(35,694.02)	2,569,969.74	8,003.31	(576,238.62)	1,993,731.13	(642.49)	(7,360.82)			
	Feb-25	(35,694.02)	2,534,275.72	8,003.31	(568,235.30)	1,966,040.42	(642.49)	(7,360.82)			
	Mar-25	(35,694.02)	2,498,581.69	8,003.31	(560,231.99)	1,938,349.71	(642.49)	(7,360.82)			
	Apr-25	(35,694.02)	2,462,887.67	8,003.31	(552,228.67)	1,910,659.00	(642.49)	(7,360.82)			
	May-25	(35,694.02)	2,427,193.65	8,003.31	(544,225.36)	1,882,968.29	(642.49)	(7,360.82)			
	Jun-25	(35,694.02)	2,391,499.62	8,003.31	(536,222.05)	1,855,277.58	(642.49)	(7,360.82)			
	Jul-25	(35,694.02)	2,355,805.60	8,003.31	(528,218.73)	1,827,586.87	(642.49)	(7,360.82)			
	Aug-25	(35,694.02)	2,320,111.57	8,003.31	(520,215.42)	1,799,896.16	(642.49)	(7,360.82)			
	Sep-25	(35,694.02)	2,284,417.55	8,003.31	(512,212.10)	1,772,205.45	(642.49)	(7,360.82)			
	Oct-25	(35,694.02)	2,248,723.52	8,003.31	(504,208.79)	1,744,514.74	(642.49)	(7,360.82)			
	Nov-25	(35,694.02)	2,213,029.50	8,003.31	(496,205.47)	1,716,824.03	(642.49)	(7,360.82)			
	Dec-25	(35,694.02)	2,177,335.48	8,003.31	(488,202.16)	1,689,133.32	(642.49)	(7,360.82)			
	Jan-26	(35,694.02)	2,141,641.45	8,003.31	(480,198.85)	1,661,442.61	(642.49)	(7,360.82)			

Amortization Schedule
GL# 010.0000.2150.20112.002000
OCT20 - JAN-31

	(Gain) Loss	Years	Annual Amort		
BNP Paribas	250,861.00	10.33	24,276.87	124.00	months
BAML	(226,822.00)	10.33	(21,950.52)	124.00	months
CIBC	1,816,660.00	10.33	175,805.81	124.00	months
MUFG	935,360.00	10.33	90,518.71	124.00	months
JP Morgan	1,650,000.00	10.33	159,677.42	124.00	months
Total	4,426,059.00		428,328.29		
	net loss				

LT Int Exp			DR (CR)
	Monthly Amort		**35,694.02**
2830.xxxxx	**Def State Tax**	2.30%	**(820.96)**
2830.xxxxx	**Def Fed Tax**	20.52%	**(7,323.34)**
		22.82%	

new rate @ 06/30/20	
Def State Tax	1.80%
Def Fed Tax	20.62%
	22.42%

T-Lock Settlement

	2150.20112 Amort DR (CR)	**2150.20112** T-Lock Settlement DR (CR)	**2150.20112** Def Tax Adj DR (CR)	**2150.20112** Def Taxes DR (CR)	**Net OCI** **2150.20112** Net of Tax	**Def State Tax** 2.30% **2830.28206** Adjustment DR (CR)	**Def Fed Tax** 20.52% **2830.28201** Adjustment DR (CR)	22.82%	20.517%	22.817%
Feb-26	(35,694.02)	2,105,947.43	8,003.31	(472,195.53)	1,633,751.90	(642.49)	(7,360.82)			
Mar-26	(35,694.02)	2,070,253.40	8,003.31	(464,192.22)	1,606,061.19	(642.49)	(7,360.82)			
Apr-26	(35,694.02)	2,034,559.38	8,003.31	(456,188.90)	1,578,370.48	(642.49)	(7,360.82)			
May-26	(35,694.02)	1,998,865.35	8,003.31	(448,185.59)	1,550,679.76	(642.49)	(7,360.82)			
Jun-26	(35,694.02)	1,963,171.33	8,003.31	(440,182.28)	1,522,989.05	(642.49)	(7,360.82)			
Jul-26	(35,694.02)	1,927,477.31	8,003.31	(432,178.96)	1,495,298.34	(642.49)	(7,360.82)			
Aug-26	(35,694.02)	1,891,783.28	8,003.31	(424,175.65)	1,467,607.63	(642.49)	(7,360.82)			
Sep-26	(35,694.02)	1,856,089.26	8,003.31	(416,172.33)	1,439,916.92	(642.49)	(7,360.82)			
Oct-26	(35,694.02)	1,820,395.23	8,003.31	(408,169.02)	1,412,226.21	(642.49)	(7,360.82)			
Nov-26	(35,694.02)	1,784,701.21	8,003.31	(400,165.71)	1,384,535.50	(642.49)	(7,360.82)			
Dec-26	(35,694.02)	1,749,007.19	8,003.31	(392,162.39)	1,356,844.79	(642.49)	(7,360.82)			
Jan-27	(35,694.02)	1,713,313.16	8,003.31	(384,159.08)	1,329,154.08	(642.49)	(7,360.82)			
Feb-27	(35,694.02)	1,677,619.14	8,003.31	(376,155.76)	1,301,463.37	(642.49)	(7,360.82)			
Mar-27	(35,694.02)	1,641,925.11	8,003.31	(368,152.45)	1,273,772.66	(642.49)	(7,360.82)			
Apr-27	(35,694.02)	1,606,231.09	8,003.31	(360,149.13)	1,246,081.95	(642.49)	(7,360.82)			
May-27	(35,694.02)	1,570,537.06	8,003.31	(352,145.82)	1,218,391.24	(642.49)	(7,360.82)			
Jun-27	(35,694.02)	1,534,843.04	8,003.31	(344,142.51)	1,190,700.53	(642.49)	(7,360.82)			
Jul-27	(35,694.02)	1,499,149.02	8,003.31	(336,139.19)	1,163,009.82	(642.49)	(7,360.82)			
Aug-27	(35,694.02)	1,463,454.99	8,003.31	(328,135.88)	1,135,319.11	(642.49)	(7,360.82)			
Sep-27	(35,694.02)	1,427,760.97	8,003.31	(320,132.56)	1,107,628.40	(642.49)	(7,360.82)			
Oct-27	(35,694.02)	1,392,066.94	8,003.31	(312,129.25)	1,079,937.69	(642.49)	(7,360.82)			
Nov-27	(35,694.02)	1,356,372.92	8,003.31	(304,125.94)	1,052,246.98	(642.49)	(7,360.82)			
Dec-27	(35,694.02)	1,320,678.90	8,003.31	(296,122.62)	1,024,556.27	(642.49)	(7,360.82)			
Jan-28	(35,694.02)	1,284,984.87	8,003.31	(288,119.31)	996,865.56	(642.49)	(7,360.82)			
Feb-28	(35,694.02)	1,249,290.85	8,003.31	(280,115.99)	969,174.85	(642.49)	(7,360.82)			
Mar-28	(35,694.02)	1,213,596.82	8,003.31	(272,112.68)	941,484.14	(642.49)	(7,360.82)			
Apr-28	(35,694.02)	1,177,902.80	8,003.31	(264,109.37)	913,793.43	(642.49)	(7,360.82)			
May-28	(35,694.02)	1,142,208.77	8,003.31	(256,106.05)	886,102.72	(642.49)	(7,360.82)			
Jun-28	(35,694.02)	1,106,514.75	8,003.31	(248,102.74)	858,412.01	(642.49)	(7,360.82)			
Jul-28	(35,694.02)	1,070,820.73	8,003.31	(240,099.42)	830,721.30	(642.49)	(7,360.82)			
Aug-28	(35,694.02)	1,035,126.70	8,003.31	(232,096.11)	803,030.59	(642.49)	(7,360.82)			
Sep-28	(35,694.02)	999,432.68	8,003.31	(224,092.79)	775,339.88	(642.49)	(7,360.82)			
Oct-28	(35,694.02)	963,738.65	8,003.31	(216,089.48)	747,649.17	(642.49)	(7,360.82)			
Nov-28	(35,694.02)	928,044.63	8,003.31	(208,086.17)	719,958.46	(642.49)	(7,360.82)			
Dec-28	(35,694.02)	892,350.60	8,003.31	(200,082.85)	692,267.75	(642.49)	(7,360.82)			
Jan-29	(35,694.02)	856,656.58	8,003.31	(192,079.54)	664,577.04	(642.49)	(7,360.82)			
Feb-29	(35,694.02)	820,962.56	8,003.31	(184,076.22)	636,886.33	(642.49)	(7,360.82)			
Mar-29	(35,694.02)	785,268.53	8,003.31	(176,072.91)	609,195.62	(642.49)	(7,360.82)			
Apr-29	(35,694.02)	749,574.51	8,003.31	(168,069.60)	581,504.91	(642.49)	(7,360.82)			
May-29	(35,694.02)	713,880.48	8,003.31	(160,066.28)	553,814.20	(642.49)	(7,360.82)			
Jun-29	(35,694.02)	678,186.46	8,003.31	(152,062.97)	526,123.49	(642.49)	(7,360.82)			
Jul-29	(35,694.02)	642,492.44	8,003.31	(144,059.65)	498,432.78	(642.49)	(7,360.82)			
Aug-29	(35,694.02)	606,798.41	8,003.31	(136,056.34)	470,742.07	(642.49)	(7,360.82)			
Sep-29	(35,694.02)	571,104.39	8,003.31	(128,053.03)	443,051.36	(642.49)	(7,360.82)			
Oct-29	(35,694.02)	535,410.36	8,003.31	(120,049.71)	415,360.65	(642.49)	(7,360.82)			
Nov-29	(35,694.02)	499,716.34	8,003.31	(112,046.40)	387,669.94	(642.49)	(7,360.82)			
Dec-29	(35,694.02)	464,022.31	8,003.31	(104,043.08)	359,979.23	(642.49)	(7,360.82)			
Jan-30	(35,694.02)	428,328.29	8,003.31	(96,039.77)	332,288.52	(642.49)	(7,360.82)			
Feb-30	(35,694.02)	392,634.27	8,003.31	(88,036.46)	304,597.81	(642.49)	(7,360.82)			
Mar-30	(35,694.02)	356,940.24	8,003.31	(80,033.14)	276,907.10	(642.49)	(7,360.82)			
Apr-30	(35,694.02)	321,246.22	8,003.31	(72,029.83)	249,216.39	(642.49)	(7,360.82)			
May-30	(35,694.02)	285,552.19	8,003.31	(64,026.51)	221,525.68	(642.49)	(7,360.82)			
Jun-30	(35,694.02)	249,858.17	8,003.31	(56,023.20)	193,834.97	(642.49)	(7,360.82)			
Jul-30	(35,694.02)	214,164.15	8,003.31	(48,019.88)	166,144.26	(642.49)	(7,360.82)			
Aug-30	(35,694.02)	178,470.12	8,003.31	(40,016.57)	138,453.55	(642.49)	(7,360.82)			
Sep-30	(35,694.02)	142,776.10	8,003.31	(32,013.26)	110,762.84	(642.49)	(7,360.82)			
Oct-30	(35,694.02)	107,082.07	8,003.31	(24,009.94)	83,072.13	(642.49)	(7,360.82)			
Nov-30	(35,694.02)	71,388.05	8,003.31	(16,006.63)	55,381.42	(642.49)	(7,360.82)			
Dec-30	(35,694.02)	35,694.02	8,003.31	(8,003.31)	27,690.71	(642.49)	(7,360.82)			
Jan-31	(35,694.02)	(0.00)	8,003.31	(0.00)	0.00	(642.49)	(7,360.82)			

Amortization Schedule
GL# 010.0000.2150.20113.002000
OCT21 - FEB52

	(Gain) Loss	Years	Annual Amort		
Mizuho 4/3	**9,628,560.00**	30.33	317,425.05	364.00	months
BNP Paribas	**(9,208,423.50)**	30.33	(303,574.40)	364.00	months
Regions	**(7,883,400.00)**	30.33	(259,892.31)	364.00	months
Credit Ag	**(12,620,541.00)**	30.33	(416,061.79)	364.00	months
JP Morgan	**(8,012,017.00)**	30.33	(264,132.43)	364.00	months
Mizuho 4/15	**(7,594,620.00)**	30.33	(250,372.09)	364.00	months
US Bank	**(17,275,785.00)**	30.33	(569,531.37)	364.00	months
Mizuho 6/17/21	**(9,193,160.00)**	30.33	(303,071.21)	364.00	months
Total	(62,159,386.50)		(2,049,210.54)		
	Net gain				

spread over the life of the new debt
to make things easier, we will book a full
month in oct instead of a half month
since debt issue was technically
10/15/21 to 02/15/52
so the tlock will finish amortizing at end of jan52
and not mid feb52

			DR (CR)
LT Int Exp	**Monthly Amort**		**(170,767.55)**
2830.xxxxx	**Def State Tax**	2.30%	**3,927.65**
2830.xxxxx	**Def Fed Tax**	20.52%	**35,036.38**
		22.82%	

new rate @ 06/30/20

Def State Tax	1.80%
Def Fed Tax	20.62%
	22.42%

T-Lock Settlement

						Net OCI	**Def State Tax**	**Def Fed Tax**			
							2.30%	20.52%	22.82%	20.517%	22.817%
		2150.20113	**2150.20113**	**2150.20113**	**2150.20113**	**2150.20113**	**2830.28206**	**2830.28201**			
		Amort	T-Lock Settlement	Def Tax Adj	Def Taxes	Net of Tax	Adjustment	Adjustment			
		DR (CR)	DR (CR)	DR (CR)	DR (CR)		DR (CR)	DR (CR)			
on the books already	Sep-21		(62,159,386.50)		13,937,377.64	(48,222,008.86)	-	-		69,573,831.47	(117,795,840.33)
amort starts in oct	Oct-21	170,767.55	(61,988,618.95)	(38,289.50)	13,899,088.14	(48,089,530.81)	3,073.82	35,215.68			
	Nov-21	170,767.55	(61,817,851.41)	(38,289.50)	13,860,798.64	(47,957,052.77)	3,073.82	35,215.68			
	Dec-21	170,767.55	(61,647,083.86)	(38,289.50)	13,822,509.14	(47,824,574.72)	3,073.82	35,215.68			
	Jan-22	170,767.55	(61,476,316.32)	(38,289.50)	13,784,219.64	(47,692,096.67)	3,073.82	35,215.68			
	Feb-22	170,767.55	(61,305,548.77)	(38,289.50)	13,745,930.15	(47,559,618.63)	3,073.82	35,215.68			
	Mar-22	170,767.55	(61,134,781.23)	(38,289.50)	13,707,640.65	(47,427,140.58)	3,073.82	35,215.68			
	Apr-22	170,767.55	(60,964,013.68)	(38,289.50)	13,669,351.15	(47,294,662.53)	3,073.82	35,215.68			
	May-22	170,767.55	(60,793,246.14)	(38,289.50)	13,631,061.65	(47,162,184.49)	3,073.82	35,215.68			
	Jun-22	170,767.55	(60,622,478.59)	(38,289.50)	13,592,772.15	(47,029,706.44)	3,073.82	35,215.68			
	Jul-22	170,767.55	(60,451,711.05)	(38,289.50)	13,554,482.65	(46,897,228.40)	3,073.82	35,215.68			
	Aug-22	170,767.55	(60,280,943.50)	(38,289.50)	13,516,193.15	(46,764,750.35)	3,073.82	35,215.68			
	Sep-22	170,767.55	(60,110,175.96)	(38,289.50)	13,477,903.65	(46,632,272.30)	3,073.82	35,215.68			
	Oct-22	170,767.55	(59,939,408.41)	(38,289.50)	13,439,614.15	(46,499,794.26)	3,073.82	35,215.68			
	Nov-22	170,767.55	(59,768,640.87)	(38,289.50)	13,401,324.65	(46,367,316.21)	3,073.82	35,215.68			
	Dec-22	170,767.55	(59,597,873.32)	(38,289.50)	13,363,035.16	(46,234,838.16)	3,073.82	35,215.68			
	Jan-23	170,767.55	(59,427,105.77)	(38,289.50)	13,324,745.66	(46,102,360.12)	3,073.82	35,215.68			
	Feb-23	170,767.55	(59,256,338.23)	(38,289.50)	13,286,456.16	(45,969,882.07)	3,073.82	35,215.68			
	Mar-23	170,767.55	(59,085,570.68)	(38,289.50)	13,248,166.66	(45,837,404.03)	3,073.82	35,215.68			
	Apr-23	170,767.55	(58,914,803.14)	(38,289.50)	13,209,877.16	(45,704,925.98)	3,073.82	35,215.68			
	May-23	170,767.55	(58,744,035.59)	(38,289.50)	13,171,587.66	(45,572,447.93)	3,073.82	35,215.68			
	Jun-23	170,767.55	(58,573,268.05)	(38,289.50)	13,133,298.16	(45,439,969.89)	3,073.82	35,215.68			
	Jul-23	170,767.55	(58,402,500.50)	(38,289.50)	13,095,008.66	(45,307,491.84)	3,073.82	35,215.68			
	Aug-23	170,767.55	(58,231,732.96)	(38,289.50)	13,056,719.16	(45,175,013.79)	3,073.82	35,215.68			
	Sep-23	170,767.55	(58,060,965.41)	(38,289.50)	13,018,429.66	(45,042,535.75)	3,073.82	35,215.68			
	Oct-23	170,767.55	(57,890,197.87)	(38,289.50)	12,980,140.17	(44,910,057.70)	3,073.82	35,215.68			
	Nov-23	170,767.55	(57,719,430.32)	(38,289.50)	12,941,850.67	(44,777,579.65)	3,073.82	35,215.68			
	Dec-23	170,767.55	(57,548,662.78)	(38,289.50)	12,903,561.17	(44,645,101.61)	3,073.82	35,215.68			
	Jan-24	170,767.55	(57,377,895.23)	(38,289.50)	12,865,271.67	(44,512,623.56)	3,073.82	35,215.68			
	Feb-24	170,767.55	(57,207,127.69)	(38,289.50)	12,826,982.17	(44,380,145.52)	3,073.82	35,215.68			
	Mar-24	170,767.55	(57,036,360.14)	(38,289.50)	12,788,692.67	(44,247,667.47)	3,073.82	35,215.68			
	Apr-24	170,767.55	(56,865,592.59)	(38,289.50)	12,750,403.17	(44,115,189.42)	3,073.82	35,215.68			
	May-24	170,767.55	(56,694,825.05)	(38,289.50)	12,712,113.67	(43,982,711.38)	3,073.82	35,215.68			
	Jun-24	170,767.55	(56,524,057.50)	(38,289.50)	12,673,824.17	(43,850,233.33)	3,073.82	35,215.68			
	Jul-24	170,767.55	(56,353,289.96)	(38,289.50)	12,635,534.67	(43,717,755.28)	3,073.82	35,215.68			
	Aug-24	170,767.55	(56,182,522.41)	(38,289.50)	12,597,245.18	(43,585,277.24)	3,073.82	35,215.68			
	Sep-24	170,767.55	(56,011,754.87)	(38,289.50)	12,558,955.68	(43,452,799.19)	3,073.82	35,215.68			
	Oct-24	170,767.55	(55,840,987.32)	(38,289.50)	12,520,666.18	(43,320,321.15)	3,073.82	35,215.68			
	Nov-24	170,767.55	(55,670,219.78)	(38,289.50)	12,482,376.68	(43,187,843.10)	3,073.82	35,215.68			
	Dec-24	170,767.55	(55,499,452.23)	(38,289.50)	12,444,087.18	(43,055,365.05)	3,073.82	35,215.68			
	Jan-25	170,767.55	(55,328,684.69)	(38,289.50)	12,405,797.68	(42,922,887.01)	3,073.82	35,215.68			
	Feb-25	170,767.55	(55,157,917.14)	(38,289.50)	12,367,508.18	(42,790,408.96)	3,073.82	35,215.68			
	Mar-25	170,767.55	(54,987,149.60)	(38,289.50)	12,329,218.68	(42,657,930.91)	3,073.82	35,215.68			
	Apr-25	170,767.55	(54,816,382.05)	(38,289.50)	12,290,929.18	(42,525,452.87)	3,073.82	35,215.68			
	May-25	170,767.55	(54,645,614.51)	(38,289.50)	12,252,639.68	(42,392,974.82)	3,073.82	35,215.68			
	Jun-25	170,767.55	(54,474,846.96)	(38,289.50)	12,214,350.19	(42,260,496.77)	3,073.82	35,215.68			
	Jul-25	170,767.55	(54,304,079.41)	(38,289.50)	12,176,060.69	(42,128,018.73)	3,073.82	35,215.68			
	Aug-25	170,767.55	(54,133,311.87)	(38,289.50)	12,137,771.19	(41,995,540.68)	3,073.82	35,215.68			
	Sep-25	170,767.55	(53,962,544.32)	(38,289.50)	12,099,481.69	(41,863,062.64)	3,073.82	35,215.68			
	Oct-25	170,767.55	(53,791,776.78)	(38,289.50)	12,061,192.19	(41,730,584.59)	3,073.82	35,215.68			
	Nov-25	170,767.55	(53,621,009.23)	(38,289.50)	12,022,902.69	(41,598,106.54)	3,073.82	35,215.68			
	Dec-25	170,767.55	(53,450,241.69)	(38,289.50)	11,984,613.19	(41,465,628.50)	3,073.82	35,215.68			
	Jan-26	170,767.55	(53,279,474.14)	(38,289.50)	11,946,323.69	(41,333,150.45)	3,073.82	35,215.68			
	Feb-26	170,767.55	(53,108,706.60)	(38,289.50)	11,908,034.19	(41,200,672.40)	3,073.82	35,215.68			
	Mar-26	170,767.55	(52,937,939.05)	(38,289.50)	11,869,744.69	(41,068,194.36)	3,073.82	35,215.68			
	Apr-26	170,767.55	(52,767,171.51)	(38,289.50)	11,831,455.20	(40,935,716.31)	3,073.82	35,215.68			
	May-26	170,767.55	(52,596,403.96)	(38,289.50)	11,793,165.70	(40,803,238.27)	3,073.82	35,215.68			
	Jun-26	170,767.55	(52,425,636.42)	(38,289.50)	11,754,876.20	(40,670,760.22)	3,073.82	35,215.68			
	Jul-26	170,767.55	(52,254,868.87)	(38,289.50)	11,716,586.70	(40,538,282.17)	3,073.82	35,215.68			
	Aug-26	170,767.55	(52,084,101.33)	(38,289.50)	11,678,297.20	(40,405,804.13)	3,073.82	35,215.68			
	Sep-26	170,767.55	(51,913,333.78)	(38,289.50)	11,640,007.70	(40,273,326.08)	3,073.82	35,215.68			
	Oct-26	170,767.55	(51,742,566.23)	(38,289.50)	11,601,718.20	(40,140,848.03)	3,073.82	35,215.68			
	Nov-26	170,767.55	(51,571,798.69)	(38,289.50)	11,563,428.70	(40,008,369.99)	3,073.82	35,215.68			
	Dec-26	170,767.55	(51,401,031.14)	(38,289.50)	11,525,139.20	(39,875,891.94)	3,073.82	35,215.68			
	Jan-27	170,767.55	(51,230,263.60)	(38,289.50)	11,486,849.70	(39,743,413.89)	3,073.82	35,215.68			

Feb-27	170,767.55	(51,059,496.05)	(38,289.50)	11,448,560.21	(39,610,935.85)	3,073.82	35,215.68
Mar-27	170,767.55	(50,888,728.51)	(38,289.50)	11,410,270.71	(39,478,457.80)	3,073.82	35,215.68
Apr-27	170,767.55	(50,717,960.96)	(38,289.50)	11,371,981.21	(39,345,979.76)	3,073.82	35,215.68
May-27	170,767.55	(50,547,193.42)	(38,289.50)	11,333,691.71	(39,213,501.71)	3,073.82	35,215.68
Jun-27	170,767.55	(50,376,425.87)	(38,289.50)	11,295,402.21	(39,081,023.66)	3,073.82	35,215.68
Jul-27	170,767.55	(50,205,658.33)	(38,289.50)	11,257,112.71	(38,948,545.62)	3,073.82	35,215.68
Aug-27	170,767.55	(50,034,890.78)	(38,289.50)	11,218,823.21	(38,816,067.57)	3,073.82	35,215.68
Sep-27	170,767.55	(49,864,123.24)	(38,289.50)	11,180,533.71	(38,683,589.52)	3,073.82	35,215.68
Oct-27	170,767.55	(49,693,355.69)	(38,289.50)	11,142,244.21	(38,551,111.48)	3,073.82	35,215.68
Nov-27	170,767.55	(49,522,588.15)	(38,289.50)	11,103,954.71	(38,418,633.43)	3,073.82	35,215.68
Dec-27	170,767.55	(49,351,820.60)	(38,289.50)	11,065,665.21	(38,286,155.39)	3,073.82	35,215.68
Jan-28	170,767.55	(49,181,053.05)	(38,289.50)	11,027,375.72	(38,153,677.34)	3,073.82	35,215.68
Feb-28	170,767.55	(49,010,285.51)	(38,289.50)	10,989,086.22	(38,021,199.29)	3,073.82	35,215.68
Mar-28	170,767.55	(48,839,517.96)	(38,289.50)	10,950,796.72	(37,888,721.25)	3,073.82	35,215.68
Apr-28	170,767.55	(48,668,750.42)	(38,289.50)	10,912,507.22	(37,756,243.20)	3,073.82	35,215.68
May-28	170,767.55	(48,497,982.87)	(38,289.50)	10,874,217.72	(37,623,765.15)	3,073.82	35,215.68
Jun-28	170,767.55	(48,327,215.33)	(38,289.50)	10,835,928.22	(37,491,287.11)	3,073.82	35,215.68
Jul-28	170,767.55	(48,156,447.78)	(38,289.50)	10,797,638.72	(37,358,809.06)	3,073.82	35,215.68
Aug-28	170,767.55	(47,985,680.24)	(38,289.50)	10,759,349.22	(37,226,331.01)	3,073.82	35,215.68
Sep-28	170,767.55	(47,814,912.69)	(38,289.50)	10,721,059.72	(37,093,852.97)	3,073.82	35,215.68
Oct-28	170,767.55	(47,644,145.15)	(38,289.50)	10,682,770.22	(36,961,374.92)	3,073.82	35,215.68
Nov-28	170,767.55	(47,473,377.60)	(38,289.50)	10,644,480.73	(36,828,896.88)	3,073.82	35,215.68
Dec-28	170,767.55	(47,302,610.06)	(38,289.50)	10,606,191.23	(36,696,418.83)	3,073.82	35,215.68
Jan-29	170,767.55	(47,131,842.51)	(38,289.50)	10,567,901.73	(36,563,940.78)	3,073.82	35,215.68
Feb-29	170,767.55	(46,961,074.97)	(38,289.50)	10,529,612.23	(36,431,462.74)	3,073.82	35,215.68
Mar-29	170,767.55	(46,790,307.42)	(38,289.50)	10,491,322.73	(36,298,984.69)	3,073.82	35,215.68
Apr-29	170,767.55	(46,619,539.88)	(38,289.50)	10,453,033.23	(36,166,506.64)	3,073.82	35,215.68
May-29	170,767.55	(46,448,772.33)	(38,289.50)	10,414,743.73	(36,034,028.60)	3,073.82	35,215.68
Jun-29	170,767.55	(46,278,004.78)	(38,289.50)	10,376,454.23	(35,901,550.55)	3,073.82	35,215.68
Jul-29	170,767.55	(46,107,237.24)	(38,289.50)	10,338,164.73	(35,769,072.51)	3,073.82	35,215.68
Aug-29	170,767.55	(45,936,469.69)	(38,289.50)	10,299,875.23	(35,636,594.46)	3,073.82	35,215.68
Sep-29	170,767.55	(45,765,702.15)	(38,289.50)	10,261,585.74	(35,504,116.41)	3,073.82	35,215.68
Oct-29	170,767.55	(45,594,934.60)	(38,289.50)	10,223,296.24	(35,371,638.37)	3,073.82	35,215.68
Nov-29	170,767.55	(45,424,167.06)	(38,289.50)	10,185,006.74	(35,239,160.32)	3,073.82	35,215.68
Dec-29	170,767.55	(45,253,399.51)	(38,289.50)	10,146,717.24	(35,106,682.27)	3,073.82	35,215.68
Jan-30	170,767.55	(45,082,631.97)	(38,289.50)	10,108,427.74	(34,974,204.23)	3,073.82	35,215.68
Feb-30	170,767.55	(44,911,864.42)	(38,289.50)	10,070,138.24	(34,841,726.18)	3,073.82	35,215.68
Mar-30	170,767.55	(44,741,096.88)	(38,289.50)	10,031,848.74	(34,709,248.13)	3,073.82	35,215.68
Apr-30	170,767.55	(44,570,329.33)	(38,289.50)	9,993,559.24	(34,576,770.09)	3,073.82	35,215.68
May-30	170,767.55	(44,399,561.79)	(38,289.50)	9,955,269.74	(34,444,292.04)	3,073.82	35,215.68
Jun-30	170,767.55	(44,228,794.24)	(38,289.50)	9,916,980.24	(34,311,814.00)	3,073.82	35,215.68
Jul-30	170,767.55	(44,058,026.70)	(38,289.50)	9,878,690.75	(34,179,335.95)	3,073.82	35,215.68
Aug-30	170,767.55	(43,887,259.15)	(38,289.50)	9,840,401.25	(34,046,857.90)	3,073.82	35,215.68
Sep-30	170,767.55	(43,716,491.60)	(38,289.50)	9,802,111.75	(33,914,379.86)	3,073.82	35,215.68
Oct-30	170,767.55	(43,545,724.06)	(38,289.50)	9,763,822.25	(33,781,901.81)	3,073.82	35,215.68
Nov-30	170,767.55	(43,374,956.51)	(38,289.50)	9,725,532.75	(33,649,423.76)	3,073.82	35,215.68
Dec-30	170,767.55	(43,204,188.97)	(38,289.50)	9,687,243.25	(33,516,945.72)	3,073.82	35,215.68
Jan-31	170,767.55	(43,033,421.42)	(38,289.50)	9,648,953.75	(33,384,467.67)	3,073.82	35,215.68
Feb-31	170,767.55	(42,862,653.88)	(38,289.50)	9,610,664.25	(33,251,989.63)	3,073.82	35,215.68
Mar-31	170,767.55	(42,691,886.33)	(38,289.50)	9,572,374.75	(33,119,511.58)	3,073.82	35,215.68
Apr-31	170,767.55	(42,521,118.79)	(38,289.50)	9,534,085.25	(32,987,033.53)	3,073.82	35,215.68
May-31	170,767.55	(42,350,351.24)	(38,289.50)	9,495,795.76	(32,854,555.49)	3,073.82	35,215.68
Jun-31	170,767.55	(42,179,583.70)	(38,289.50)	9,457,506.26	(32,722,077.44)	3,073.82	35,215.68
Jul-31	170,767.55	(42,008,816.15)	(38,289.50)	9,419,216.76	(32,589,599.39)	3,073.82	35,215.68
Aug-31	170,767.55	(41,838,048.61)	(38,289.50)	9,380,927.26	(32,457,121.35)	3,073.82	35,215.68
Sep-31	170,767.55	(41,667,281.06)	(38,289.50)	9,342,637.76	(32,324,643.30)	3,073.82	35,215.68
Oct-31	170,767.55	(41,496,513.52)	(38,289.50)	9,304,348.26	(32,192,165.25)	3,073.82	35,215.68
Nov-31	170,767.55	(41,325,745.97)	(38,289.50)	9,266,058.76	(32,059,687.21)	3,073.82	35,215.68
Dec-31	170,767.55	(41,154,978.42)	(38,289.50)	9,227,769.26	(31,927,209.16)	3,073.82	35,215.68
Jan-32	170,767.55	(40,984,210.88)	(38,289.50)	9,189,479.76	(31,794,731.12)	3,073.82	35,215.68
Feb-32	170,767.55	(40,813,443.33)	(38,289.50)	9,151,190.26	(31,662,253.07)	3,073.82	35,215.68
Mar-32	170,767.55	(40,642,675.79)	(38,289.50)	9,112,900.77	(31,529,775.02)	3,073.82	35,215.68
Apr-32	170,767.55	(40,471,908.24)	(38,289.50)	9,074,611.27	(31,397,296.98)	3,073.82	35,215.68
May-32	170,767.55	(40,301,140.70)	(38,289.50)	9,036,321.77	(31,264,818.93)	3,073.82	35,215.68
Jun-32	170,767.55	(40,130,373.15)	(38,289.50)	8,998,032.27	(31,132,340.88)	3,073.82	35,215.68
Jul-32	170,767.55	(39,959,605.61)	(38,289.50)	8,959,742.77	(30,999,862.84)	3,073.82	35,215.68
Aug-32	170,767.55	(39,788,838.06)	(38,289.50)	8,921,453.27	(30,867,384.79)	3,073.82	35,215.68
Sep-32	170,767.55	(39,618,070.52)	(38,289.50)	8,883,163.77	(30,734,906.75)	3,073.82	35,215.68
Oct-32	170,767.55	(39,447,302.97)	(38,289.50)	8,844,874.27	(30,602,428.70)	3,073.82	35,215.68
Nov-32	170,767.55	(39,276,535.43)	(38,289.50)	8,806,584.77	(30,469,950.65)	3,073.82	35,215.68
Dec-32	170,767.55	(39,105,767.88)	(38,289.50)	8,768,295.27	(30,337,472.61)	3,073.82	35,215.68
Jan-33	170,767.55	(38,935,000.34)	(38,289.50)	8,730,005.78	(30,204,994.56)	3,073.82	35,215.68
Feb-33	170,767.55	(38,764,232.79)	(38,289.50)	8,691,716.28	(30,072,516.51)	3,073.82	35,215.68
Mar-33	170,767.55	(38,593,465.24)	(38,289.50)	8,653,426.78	(29,940,038.47)	3,073.82	35,215.68
Apr-33	170,767.55	(38,422,697.70)	(38,289.50)	8,615,137.28	(29,807,560.42)	3,073.82	35,215.68
May-33	170,767.55	(38,251,930.15)	(38,289.50)	8,576,847.78	(29,675,082.37)	3,073.82	35,215.68
Jun-33	170,767.55	(38,081,162.61)	(38,289.50)	8,538,558.28	(29,542,604.33)	3,073.82	35,215.68
Jul-33	170,767.55	(37,910,395.06)	(38,289.50)	8,500,268.78	(29,410,126.28)	3,073.82	35,215.68
Aug-33	170,767.55	(37,739,627.52)	(38,289.50)	8,461,979.28	(29,277,648.24)	3,073.82	35,215.68
Sep-33	170,767.55	(37,568,859.97)	(38,289.50)	8,423,689.78	(29,145,170.19)	3,073.82	35,215.68
Oct-33	170,767.55	(37,398,092.43)	(38,289.50)	8,385,400.28	(29,012,692.14)	3,073.82	35,215.68
Nov-33	170,767.55	(37,227,324.88)	(38,289.50)	8,347,110.79	(28,880,214.10)	3,073.82	35,215.68
Dec-33	170,767.55	(37,056,557.34)	(38,289.50)	8,308,821.29	(28,747,736.05)	3,073.82	35,215.68
Jan-34	170,767.55	(36,885,789.79)	(38,289.50)	8,270,531.79	(28,615,258.00)	3,073.82	35,215.68
Feb-34	170,767.55	(36,715,022.25)	(38,289.50)	8,232,242.29	(28,482,779.96)	3,073.82	35,215.68
Mar-34	170,767.55	(36,544,254.70)	(38,289.50)	8,193,952.79	(28,350,301.91)	3,073.82	35,215.68
Apr-34	170,767.55	(36,373,487.16)	(38,289.50)	8,155,663.29	(28,217,823.87)	3,073.82	35,215.68
May-34	170,767.55	(36,202,719.61)	(38,289.50)	8,117,373.79	(28,085,345.82)	3,073.82	35,215.68
Jun-34	170,767.55	(36,031,952.06)	(38,289.50)	8,079,084.29	(27,952,867.77)	3,073.82	35,215.68
Jul-34	170,767.55	(35,861,184.52)	(38,289.50)	8,040,794.79	(27,820,389.73)	3,073.82	35,215.68
Aug-34	170,767.55	(35,690,416.97)	(38,289.50)	8,002,505.29	(27,687,911.68)	3,073.82	35,215.68
Sep-34	170,767.55	(35,519,649.43)	(38,289.50)	7,964,215.79	(27,555,433.63)	3,073.82	35,215.68
Oct-34	170,767.55	(35,348,881.88)	(38,289.50)	7,925,926.30	(27,422,955.59)	3,073.82	35,215.68
Nov-34	170,767.55	(35,178,114.34)	(38,289.50)	7,887,636.80	(27,290,477.54)	3,073.82	35,215.68
Dec-34	170,767.55	(35,007,346.79)	(38,289.50)	7,849,347.30	(27,157,999.49)	3,073.82	35,215.68

Jan-35	170,767.55	(34,836,579.25)	(38,289.50)	7,811,057.80	(27,025,521.45)	3,073.82	35,215.68
Feb-35	170,767.55	(34,665,811.70)	(38,289.50)	7,772,768.30	(26,893,043.40)	3,073.82	35,215.68
Mar-35	170,767.55	(34,495,044.16)	(38,289.50)	7,734,478.80	(26,760,565.36)	3,073.82	35,215.68
Apr-35	170,767.55	(34,324,276.61)	(38,289.50)	7,696,189.30	(26,628,087.31)	3,073.82	35,215.68
May-35	170,767.55	(34,153,509.07)	(38,289.50)	7,657,899.80	(26,495,609.26)	3,073.82	35,215.68
Jun-35	170,767.55	(33,982,741.52)	(38,289.50)	7,619,610.30	(26,363,131.22)	3,073.82	35,215.68
Jul-35	170,767.55	(33,811,973.98)	(38,289.50)	7,581,320.80	(26,230,653.17)	3,073.82	35,215.68
Aug-35	170,767.55	(33,641,206.43)	(38,289.50)	7,543,031.31	(26,098,175.12)	3,073.82	35,215.68
Sep-35	170,767.55	(33,470,438.88)	(38,289.50)	7,504,741.81	(25,965,697.08)	3,073.82	35,215.68
Oct-35	170,767.55	(33,299,671.34)	(38,289.50)	7,466,452.31	(25,833,219.03)	3,073.82	35,215.68
Nov-35	170,767.55	(33,128,903.79)	(38,289.50)	7,428,162.81	(25,700,740.99)	3,073.82	35,215.68
Dec-35	170,767.55	(32,958,136.25)	(38,289.50)	7,389,873.31	(25,568,262.94)	3,073.82	35,215.68
Jan-36	170,767.55	(32,787,368.70)	(38,289.50)	7,351,583.81	(25,435,784.89)	3,073.82	35,215.68
Feb-36	170,767.55	(32,616,601.16)	(38,289.50)	7,313,294.31	(25,303,306.85)	3,073.82	35,215.68
Mar-36	170,767.55	(32,445,833.61)	(38,289.50)	7,275,004.81	(25,170,828.80)	3,073.82	35,215.68
Apr-36	170,767.55	(32,275,066.07)	(38,289.50)	7,236,715.31	(25,038,350.75)	3,073.82	35,215.68
May-36	170,767.55	(32,104,298.52)	(38,289.50)	7,198,425.81	(24,905,872.71)	3,073.82	35,215.68
Jun-36	170,767.55	(31,933,530.98)	(38,289.50)	7,160,136.32	(24,773,394.66)	3,073.82	35,215.68
Jul-36	170,767.55	(31,762,763.43)	(38,289.50)	7,121,846.82	(24,640,916.61)	3,073.82	35,215.68
Aug-36	170,767.55	(31,591,995.89)	(38,289.50)	7,083,557.32	(24,508,438.57)	3,073.82	35,215.68
Sep-36	170,767.55	(31,421,228.34)	(38,289.50)	7,045,267.82	(24,375,960.52)	3,073.82	35,215.68
Oct-36	170,767.55	(31,250,460.80)	(38,289.50)	7,006,978.32	(24,243,482.48)	3,073.82	35,215.68
Nov-36	170,767.55	(31,079,693.25)	(38,289.50)	6,968,688.82	(24,111,004.43)	3,073.82	35,215.68
Dec-36	170,767.55	(30,908,925.70)	(38,289.50)	6,930,399.32	(23,978,526.38)	3,073.82	35,215.68
Jan-37	170,767.55	(30,738,158.16)	(38,289.50)	6,892,109.82	(23,846,048.34)	3,073.82	35,215.68
Feb-37	170,767.55	(30,567,390.61)	(38,289.50)	6,853,820.32	(23,713,570.29)	3,073.82	35,215.68
Mar-37	170,767.55	(30,396,623.07)	(38,289.50)	6,815,530.82	(23,581,092.24)	3,073.82	35,215.68
Apr-37	170,767.55	(30,225,855.52)	(38,289.50)	6,777,241.33	(23,448,614.20)	3,073.82	35,215.68
May-37	170,767.55	(30,055,087.98)	(38,289.50)	6,738,951.83	(23,316,136.15)	3,073.82	35,215.68
Jun-37	170,767.55	(29,884,320.43)	(38,289.50)	6,700,662.33	(23,183,658.11)	3,073.82	35,215.68
Jul-37	170,767.55	(29,713,552.89)	(38,289.50)	6,662,372.83	(23,051,180.06)	3,073.82	35,215.68
Aug-37	170,767.55	(29,542,785.34)	(38,289.50)	6,624,083.33	(22,918,702.01)	3,073.82	35,215.68
Sep-37	170,767.55	(29,372,017.80)	(38,289.50)	6,585,793.83	(22,786,223.97)	3,073.82	35,215.68
Oct-37	170,767.55	(29,201,250.25)	(38,289.50)	6,547,504.33	(22,653,745.92)	3,073.82	35,215.68
Nov-37	170,767.55	(29,030,482.71)	(38,289.50)	6,509,214.83	(22,521,267.87)	3,073.82	35,215.68
Dec-37	170,767.55	(28,859,715.16)	(38,289.50)	6,470,925.33	(22,388,789.83)	3,073.82	35,215.68
Jan-38	170,767.55	(28,688,947.62)	(38,289.50)	6,432,635.83	(22,256,311.78)	3,073.82	35,215.68
Feb-38	170,767.55	(28,518,180.07)	(38,289.50)	6,394,346.34	(22,123,833.73)	3,073.82	35,215.68
Mar-38	170,767.55	(28,347,412.52)	(38,289.50)	6,356,056.84	(21,991,355.69)	3,073.82	35,215.68
Apr-38	170,767.55	(28,176,644.98)	(38,289.50)	6,317,767.34	(21,858,877.64)	3,073.82	35,215.68
May-38	170,767.55	(28,005,877.43)	(38,289.50)	6,279,477.84	(21,726,399.60)	3,073.82	35,215.68
Jun-38	170,767.55	(27,835,109.89)	(38,289.50)	6,241,188.34	(21,593,921.55)	3,073.82	35,215.68
Jul-38	170,767.55	(27,664,342.34)	(38,289.50)	6,202,898.84	(21,461,443.50)	3,073.82	35,215.68
Aug-38	170,767.55	(27,493,574.80)	(38,289.50)	6,164,609.34	(21,328,965.46)	3,073.82	35,215.68
Sep-38	170,767.55	(27,322,807.25)	(38,289.50)	6,126,319.84	(21,196,487.41)	3,073.82	35,215.68
Oct-38	170,767.55	(27,152,039.71)	(38,289.50)	6,088,030.34	(21,064,009.36)	3,073.82	35,215.68
Nov-38	170,767.55	(26,981,272.16)	(38,289.50)	6,049,740.84	(20,931,531.32)	3,073.82	35,215.68
Dec-38	170,767.55	(26,810,504.62)	(38,289.50)	6,011,451.35	(20,799,053.27)	3,073.82	35,215.68
Jan-39	170,767.55	(26,639,737.07)	(38,289.50)	5,973,161.85	(20,666,575.23)	3,073.82	35,215.68
Feb-39	170,767.55	(26,468,969.53)	(38,289.50)	5,934,872.35	(20,534,097.18)	3,073.82	35,215.68
Mar-39	170,767.55	(26,298,201.98)	(38,289.50)	5,896,582.85	(20,401,619.13)	3,073.82	35,215.68
Apr-39	170,767.55	(26,127,434.44)	(38,289.50)	5,858,293.35	(20,269,141.09)	3,073.82	35,215.68
May-39	170,767.55	(25,956,666.89)	(38,289.50)	5,820,003.85	(20,136,663.04)	3,073.82	35,215.68
Jun-39	170,767.55	(25,785,899.34)	(38,289.50)	5,781,714.35	(20,004,184.99)	3,073.82	35,215.68
Jul-39	170,767.55	(25,615,131.80)	(38,289.50)	5,743,424.85	(19,871,706.95)	3,073.82	35,215.68
Aug-39	170,767.55	(25,444,364.25)	(38,289.50)	5,705,135.35	(19,739,228.90)	3,073.82	35,215.68
Sep-39	170,767.55	(25,273,596.71)	(38,289.50)	5,666,845.85	(19,606,750.85)	3,073.82	35,215.68
Oct-39	170,767.55	(25,102,829.16)	(38,289.50)	5,628,556.36	(19,474,272.81)	3,073.82	35,215.68
Nov-39	170,767.55	(24,932,061.62)	(38,289.50)	5,590,266.86	(19,341,794.76)	3,073.82	35,215.68
Dec-39	170,767.55	(24,761,294.07)	(38,289.50)	5,551,977.36	(19,209,316.72)	3,073.82	35,215.68
Jan-40	170,767.55	(24,590,526.53)	(38,289.50)	5,513,687.86	(19,076,838.67)	3,073.82	35,215.68
Feb-40	170,767.55	(24,419,758.98)	(38,289.50)	5,475,398.36	(18,944,360.62)	3,073.82	35,215.68
Mar-40	170,767.55	(24,248,991.44)	(38,289.50)	5,437,108.86	(18,811,882.58)	3,073.82	35,215.68
Apr-40	170,767.55	(24,078,223.89)	(38,289.50)	5,398,819.36	(18,679,404.53)	3,073.82	35,215.68
May-40	170,767.55	(23,907,456.35)	(38,289.50)	5,360,529.86	(18,546,926.48)	3,073.82	35,215.68
Jun-40	170,767.55	(23,736,688.80)	(38,289.50)	5,322,240.36	(18,414,448.44)	3,073.82	35,215.68
Jul-40	170,767.55	(23,565,921.26)	(38,289.50)	5,283,950.86	(18,281,970.39)	3,073.82	35,215.68
Aug-40	170,767.55	(23,395,153.71)	(38,289.50)	5,245,661.36	(18,149,492.35)	3,073.82	35,215.68
Sep-40	170,767.55	(23,224,386.16)	(38,289.50)	5,207,371.87	(18,017,014.30)	3,073.82	35,215.68
Oct-40	170,767.55	(23,053,618.62)	(38,289.50)	5,169,082.37	(17,884,536.25)	3,073.82	35,215.68
Nov-40	170,767.55	(22,882,851.07)	(38,289.50)	5,130,792.87	(17,752,058.21)	3,073.82	35,215.68
Dec-40	170,767.55	(22,712,083.53)	(38,289.50)	5,092,503.37	(17,619,580.16)	3,073.82	35,215.68
Jan-41	170,767.55	(22,541,315.98)	(38,289.50)	5,054,213.87	(17,487,102.11)	3,073.82	35,215.68
Feb-41	170,767.55	(22,370,548.44)	(38,289.50)	5,015,924.37	(17,354,624.07)	3,073.82	35,215.68
Mar-41	170,767.55	(22,199,780.89)	(38,289.50)	4,977,634.87	(17,222,146.02)	3,073.82	35,215.68
Apr-41	170,767.55	(22,029,013.35)	(38,289.50)	4,939,345.37	(17,089,667.97)	3,073.82	35,215.68
May-41	170,767.55	(21,858,245.80)	(38,289.50)	4,901,055.87	(16,957,189.93)	3,073.82	35,215.68
Jun-41	170,767.55	(21,687,478.26)	(38,289.50)	4,862,766.37	(16,824,711.88)	3,073.82	35,215.68
Jul-41	170,767.55	(21,516,710.71)	(38,289.50)	4,824,476.88	(16,692,233.84)	3,073.82	35,215.68
Aug-41	170,767.55	(21,345,943.17)	(38,289.50)	4,786,187.38	(16,559,755.79)	3,073.82	35,215.68
Sep-41	170,767.55	(21,175,175.62)	(38,289.50)	4,747,897.88	(16,427,277.74)	3,073.82	35,215.68
Oct-41	170,767.55	(21,004,408.08)	(38,289.50)	4,709,608.38	(16,294,799.70)	3,073.82	35,215.68
Nov-41	170,767.55	(20,833,640.53)	(38,289.50)	4,671,318.88	(16,162,321.65)	3,073.82	35,215.68
Dec-41	170,767.55	(20,662,872.98)	(38,289.50)	4,633,029.38	(16,029,843.60)	3,073.82	35,215.68
Jan-42	170,767.55	(20,492,105.44)	(38,289.50)	4,594,739.88	(15,897,365.56)	3,073.82	35,215.68
Feb-42	170,767.55	(20,321,337.89)	(38,289.50)	4,556,450.38	(15,764,887.51)	3,073.82	35,215.68
Mar-42	170,767.55	(20,150,570.35)	(38,289.50)	4,518,160.88	(15,632,409.47)	3,073.82	35,215.68
Apr-42	170,767.55	(19,979,802.80)	(38,289.50)	4,479,871.38	(15,499,931.42)	3,073.82	35,215.68
May-42	170,767.55	(19,809,035.26)	(38,289.50)	4,441,581.89	(15,367,453.37)	3,073.82	35,215.68
Jun-42	170,767.55	(19,638,267.71)	(38,289.50)	4,403,292.39	(15,234,975.33)	3,073.82	35,215.68
Jul-42	170,767.55	(19,467,500.17)	(38,289.50)	4,365,002.89	(15,102,497.28)	3,073.82	35,215.68
Aug-42	170,767.55	(19,296,732.62)	(38,289.50)	4,326,713.39	(14,970,019.23)	3,073.82	35,215.68
Sep-42	170,767.55	(19,125,965.08)	(38,289.50)	4,288,423.89	(14,837,541.19)	3,073.82	35,215.68
Oct-42	170,767.55	(18,955,197.53)	(38,289.50)	4,250,134.39	(14,705,063.14)	3,073.82	35,215.68
Nov-42	170,767.55	(18,784,429.99)	(38,289.50)	4,211,844.89	(14,572,585.09)	3,073.82	35,215.68

Dec-42	170,767.55	(18,613,662.44)	(38,289.50)	4,173,555.39	(14,440,107.05)	3,073.82	35,215.68
Jan-43	170,767.55	(18,442,894.90)	(38,289.50)	4,135,265.89	(14,307,629.00)	3,073.82	35,215.68
Feb-43	170,767.55	(18,272,127.35)	(38,289.50)	4,096,976.39	(14,175,150.96)	3,073.82	35,215.68
Mar-43	170,767.55	(18,101,359.80)	(38,289.50)	4,058,686.90	(14,042,672.91)	3,073.82	35,215.68
Apr-43	170,767.55	(17,930,592.26)	(38,289.50)	4,020,397.40	(13,910,194.86)	3,073.82	35,215.68
May-43	170,767.55	(17,759,824.71)	(38,289.50)	3,982,107.90	(13,777,716.82)	3,073.82	35,215.68
Jun-43	170,767.55	(17,589,057.17)	(38,289.50)	3,943,818.40	(13,645,238.77)	3,073.82	35,215.68
Jul-43	170,767.55	(17,418,289.62)	(38,289.50)	3,905,528.90	(13,512,760.72)	3,073.82	35,215.68
Aug-43	170,767.55	(17,247,522.08)	(38,289.50)	3,867,239.40	(13,380,282.68)	3,073.82	35,215.68
Sep-43	170,767.55	(17,076,754.53)	(38,289.50)	3,828,949.90	(13,247,804.63)	3,073.82	35,215.68
Oct-43	170,767.55	(16,905,986.99)	(38,289.50)	3,790,660.40	(13,115,326.59)	3,073.82	35,215.68
Nov-43	170,767.55	(16,735,219.44)	(38,289.50)	3,752,370.90	(12,982,848.54)	3,073.82	35,215.68
Dec-43	170,767.55	(16,564,451.90)	(38,289.50)	3,714,081.40	(12,850,370.49)	3,073.82	35,215.68
Jan-44	170,767.55	(16,393,684.35)	(38,289.50)	3,675,791.91	(12,717,892.45)	3,073.82	35,215.68
Feb-44	170,767.55	(16,222,916.81)	(38,289.50)	3,637,502.41	(12,585,414.40)	3,073.82	35,215.68
Mar-44	170,767.55	(16,052,149.26)	(38,289.50)	3,599,212.91	(12,452,936.35)	3,073.82	35,215.68
Apr-44	170,767.55	(15,881,381.72)	(38,289.50)	3,560,923.41	(12,320,458.31)	3,073.82	35,215.68
May-44	170,767.55	(15,710,614.17)	(38,289.50)	3,522,633.91	(12,187,980.26)	3,073.82	35,215.68
Jun-44	170,767.55	(15,539,846.63)	(38,289.50)	3,484,344.41	(12,055,502.21)	3,073.82	35,215.68
Jul-44	170,767.55	(15,369,079.08)	(38,289.50)	3,446,054.91	(11,923,024.17)	3,073.82	35,215.68
Aug-44	170,767.55	(15,198,311.53)	(38,289.50)	3,407,765.41	(11,790,546.12)	3,073.82	35,215.68
Sep-44	170,767.55	(15,027,543.99)	(38,289.50)	3,369,475.91	(11,658,068.08)	3,073.82	35,215.68
Oct-44	170,767.55	(14,856,776.44)	(38,289.50)	3,331,186.41	(11,525,590.03)	3,073.82	35,215.68
Nov-44	170,767.55	(14,686,008.90)	(38,289.50)	3,292,896.92	(11,393,111.98)	3,073.82	35,215.68
Dec-44	170,767.55	(14,515,241.35)	(38,289.50)	3,254,607.42	(11,260,633.94)	3,073.82	35,215.68
Jan-45	170,767.55	(14,344,473.81)	(38,289.50)	3,216,317.92	(11,128,155.89)	3,073.82	35,215.68
Feb-45	170,767.55	(14,173,706.26)	(38,289.50)	3,178,028.42	(10,995,677.84)	3,073.82	35,215.68
Mar-45	170,767.55	(14,002,938.72)	(38,289.50)	3,139,738.92	(10,863,199.80)	3,073.82	35,215.68
Apr-45	170,767.55	(13,832,171.17)	(38,289.50)	3,101,449.42	(10,730,721.75)	3,073.82	35,215.68
May-45	170,767.55	(13,661,403.63)	(38,289.50)	3,063,159.92	(10,598,243.71)	3,073.82	35,215.68
Jun-45	170,767.55	(13,490,636.08)	(38,289.50)	3,024,870.42	(10,465,765.66)	3,073.82	35,215.68
Jul-45	170,767.55	(13,319,868.54)	(38,289.50)	2,986,580.92	(10,333,287.61)	3,073.82	35,215.68
Aug-45	170,767.55	(13,149,100.99)	(38,289.50)	2,948,291.42	(10,200,809.57)	3,073.82	35,215.68
Sep-45	170,767.55	(12,978,333.45)	(38,289.50)	2,910,001.93	(10,068,331.52)	3,073.82	35,215.68
Oct-45	170,767.55	(12,807,565.90)	(38,289.50)	2,871,712.43	(9,935,853.47)	3,073.82	35,215.68
Nov-45	170,767.55	(12,636,798.35)	(38,289.50)	2,833,422.93	(9,803,375.43)	3,073.82	35,215.68
Dec-45	170,767.55	(12,466,030.81)	(38,289.50)	2,795,133.43	(9,670,897.38)	3,073.82	35,215.68
Jan-46	170,767.55	(12,295,263.26)	(38,289.50)	2,756,843.93	(9,538,419.33)	3,073.82	35,215.68
Feb-46	170,767.55	(12,124,495.72)	(38,289.50)	2,718,554.43	(9,405,941.29)	3,073.82	35,215.68
Mar-46	170,767.55	(11,953,728.17)	(38,289.50)	2,680,264.93	(9,273,463.24)	3,073.82	35,215.68
Apr-46	170,767.55	(11,782,960.63)	(38,289.50)	2,641,975.43	(9,140,985.20)	3,073.82	35,215.68
May-46	170,767.55	(11,612,193.08)	(38,289.50)	2,603,685.93	(9,008,507.15)	3,073.82	35,215.68
Jun-46	170,767.55	(11,441,425.54)	(38,289.50)	2,565,396.43	(8,876,029.10)	3,073.82	35,215.68
Jul-46	170,767.55	(11,270,657.99)	(38,289.50)	2,527,106.93	(8,743,551.06)	3,073.82	35,215.68
Aug-46	170,767.55	(11,099,890.45)	(38,289.50)	2,488,817.44	(8,611,073.01)	3,073.82	35,215.68
Sep-46	170,767.55	(10,929,122.90)	(38,289.50)	2,450,527.94	(8,478,594.96)	3,073.82	35,215.68
Oct-46	170,767.55	(10,758,355.36)	(38,289.50)	2,412,238.44	(8,346,116.92)	3,073.82	35,215.68
Nov-46	170,767.55	(10,587,587.81)	(38,289.50)	2,373,948.94	(8,213,638.87)	3,073.82	35,215.68
Dec-46	170,767.55	(10,416,820.27)	(38,289.50)	2,335,659.44	(8,081,160.83)	3,073.82	35,215.68
Jan-47	170,767.55	(10,246,052.72)	(38,289.50)	2,297,369.94	(7,948,682.78)	3,073.82	35,215.68
Feb-47	170,767.55	(10,075,285.17)	(38,289.50)	2,259,080.44	(7,816,204.73)	3,073.82	35,215.68
Mar-47	170,767.55	(9,904,517.63)	(38,289.50)	2,220,790.94	(7,683,726.69)	3,073.82	35,215.68
Apr-47	170,767.55	(9,733,750.08)	(38,289.50)	2,182,501.44	(7,551,248.64)	3,073.82	35,215.68
May-47	170,767.55	(9,562,982.54)	(38,289.50)	2,144,211.94	(7,418,770.59)	3,073.82	35,215.68
Jun-47	170,767.55	(9,392,214.99)	(38,289.50)	2,105,922.45	(7,286,292.55)	3,073.82	35,215.68
Jul-47	170,767.55	(9,221,447.45)	(38,289.50)	2,067,632.95	(7,153,814.50)	3,073.82	35,215.68
Aug-47	170,767.55	(9,050,679.90)	(38,289.50)	2,029,343.45	(7,021,336.45)	3,073.82	35,215.68
Sep-47	170,767.55	(8,879,912.36)	(38,289.50)	1,991,053.95	(6,888,858.41)	3,073.82	35,215.68
Oct-47	170,767.55	(8,709,144.81)	(38,289.50)	1,952,764.45	(6,756,380.36)	3,073.82	35,215.68
Nov-47	170,767.55	(8,538,377.27)	(38,289.50)	1,914,474.95	(6,623,902.32)	3,073.82	35,215.68
Dec-47	170,767.55	(8,367,609.72)	(38,289.50)	1,876,185.45	(6,491,424.27)	3,073.82	35,215.68
Jan-48	170,767.55	(8,196,842.18)	(38,289.50)	1,837,895.95	(6,358,946.22)	3,073.82	35,215.68
Feb-48	170,767.55	(8,026,074.63)	(38,289.50)	1,799,606.45	(6,226,468.18)	3,073.82	35,215.68
Mar-48	170,767.55	(7,855,307.09)	(38,289.50)	1,761,316.95	(6,093,990.13)	3,073.82	35,215.68
Apr-48	170,767.55	(7,684,539.54)	(38,289.50)	1,723,027.46	(5,961,512.08)	3,073.82	35,215.68
May-48	170,767.55	(7,513,771.99)	(38,289.50)	1,684,737.96	(5,829,034.04)	3,073.82	35,215.68
Jun-48	170,767.55	(7,343,004.45)	(38,289.50)	1,646,448.46	(5,696,555.99)	3,073.82	35,215.68
Jul-48	170,767.55	(7,172,236.90)	(38,289.50)	1,608,158.96	(5,564,077.95)	3,073.82	35,215.68
Aug-48	170,767.55	(7,001,469.36)	(38,289.50)	1,569,869.46	(5,431,599.90)	3,073.82	35,215.68
Sep-48	170,767.55	(6,830,701.81)	(38,289.50)	1,531,579.96	(5,299,121.85)	3,073.82	35,215.68
Oct-48	170,767.55	(6,659,934.27)	(38,289.50)	1,493,290.46	(5,166,643.81)	3,073.82	35,215.68
Nov-48	170,767.55	(6,489,166.72)	(38,289.50)	1,455,000.96	(5,034,165.76)	3,073.82	35,215.68
Dec-48	170,767.55	(6,318,399.18)	(38,289.50)	1,416,711.46	(4,901,687.71)	3,073.82	35,215.68
Jan-49	170,767.55	(6,147,631.63)	(38,289.50)	1,378,421.96	(4,769,209.67)	3,073.82	35,215.68
Feb-49	170,767.55	(5,976,864.09)	(38,289.50)	1,340,132.47	(4,636,731.62)	3,073.82	35,215.68
Mar-49	170,767.55	(5,806,096.54)	(38,289.50)	1,301,842.97	(4,504,253.57)	3,073.82	35,215.68
Apr-49	170,767.55	(5,635,329.00)	(38,289.50)	1,263,553.47	(4,371,775.53)	3,073.82	35,215.68
May-49	170,767.55	(5,464,561.45)	(38,289.50)	1,225,263.97	(4,239,297.48)	3,073.82	35,215.68
Jun-49	170,767.55	(5,293,793.91)	(38,289.50)	1,186,974.47	(4,106,819.44)	3,073.82	35,215.68
Jul-49	170,767.55	(5,123,026.36)	(38,289.50)	1,148,684.97	(3,974,341.39)	3,073.82	35,215.68
Aug-49	170,767.55	(4,952,258.81)	(38,289.50)	1,110,395.47	(3,841,863.34)	3,073.82	35,215.68
Sep-49	170,767.55	(4,781,491.27)	(38,289.50)	1,072,105.97	(3,709,385.30)	3,073.82	35,215.68
Oct-49	170,767.55	(4,610,723.72)	(38,289.50)	1,033,816.47	(3,576,907.25)	3,073.82	35,215.68
Nov-49	170,767.55	(4,439,956.18)	(38,289.50)	995,526.97	(3,444,429.20)	3,073.82	35,215.68
Dec-49	170,767.55	(4,269,188.63)	(38,289.50)	957,237.48	(3,311,951.16)	3,073.82	35,215.68
Jan-50	170,767.55	(4,098,421.09)	(38,289.50)	918,947.98	(3,179,473.11)	3,073.82	35,215.68
Feb-50	170,767.55	(3,927,653.54)	(38,289.50)	880,658.48	(3,046,995.07)	3,073.82	35,215.68
Mar-50	170,767.55	(3,756,886.00)	(38,289.50)	842,368.98	(2,914,517.02)	3,073.82	35,215.68
Apr-50	170,767.55	(3,586,118.45)	(38,289.50)	804,079.48	(2,782,038.97)	3,073.82	35,215.68
May-50	170,767.55	(3,415,350.91)	(38,289.50)	765,789.98	(2,649,560.93)	3,073.82	35,215.68
Jun-50	170,767.55	(3,244,583.36)	(38,289.50)	727,500.48	(2,517,082.88)	3,073.82	35,215.68
Jul-50	170,767.55	(3,073,815.82)	(38,289.50)	689,210.98	(2,384,604.83)	3,073.82	35,215.68
Aug-50	170,767.55	(2,903,048.27)	(38,289.50)	650,921.48	(2,252,126.79)	3,073.82	35,215.68
Sep-50	170,767.55	(2,732,280.73)	(38,289.50)	612,631.98	(2,119,648.74)	3,073.82	35,215.68
Oct-50	170,767.55	(2,561,513.18)	(38,289.50)	574,342.49	(1,987,170.69)	3,073.82	35,215.68

Nov-50	170,767.55	(2,390,745.63)	(38,289.50)	536,052.99	(1,854,692.65)	3,073.82	35,215.68
Dec-50	170,767.55	(2,219,978.09)	(38,289.50)	497,763.49	(1,722,214.60)	3,073.82	35,215.68
Jan-51	170,767.55	(2,049,210.54)	(38,289.50)	459,473.99	(1,589,736.56)	3,073.82	35,215.68
Feb-51	170,767.55	(1,878,443.00)	(38,289.50)	421,184.49	(1,457,258.51)	3,073.82	35,215.68
Mar-51	170,767.55	(1,707,675.45)	(38,289.50)	382,894.99	(1,324,780.46)	3,073.82	35,215.68
Apr-51	170,767.55	(1,536,907.91)	(38,289.50)	344,605.49	(1,192,302.42)	3,073.82	35,215.68
May-51	170,767.55	(1,366,140.36)	(38,289.50)	306,315.99	(1,059,824.37)	3,073.82	35,215.68
Jun-51	170,767.55	(1,195,372.82)	(38,289.50)	268,026.49	(927,346.32)	3,073.82	35,215.68
Jul-51	170,767.55	(1,024,605.27)	(38,289.50)	229,736.99	(794,868.28)	3,073.82	35,215.68
Aug-51	170,767.55	(853,837.73)	(38,289.50)	191,447.50	(662,390.23)	3,073.82	35,215.68
Sep-51	170,767.55	(683,070.18)	(38,289.50)	153,158.00	(529,912.19)	3,073.82	35,215.68
Oct-51	170,767.55	(512,302.64)	(38,289.50)	114,868.50	(397,434.14)	3,073.82	35,215.68
Nov-51	170,767.55	(341,535.09)	(38,289.50)	76,579.00	(264,956.09)	3,073.82	35,215.68
Dec-51	170,767.55	(170,767.55)	(38,289.50)	38,289.50	(132,478.05)	3,073.82	35,215.68
Jan-52	170,767.55	(0.00)	(38,289.50)	(0.00)	(0.00)	3,073.82	35,215.68

Amortization Schedule
GL# 010.0000.2150.20114.002000
OCT22 - FEB52

	(Gain) Loss	Years	Annual Amort		
Toronto-Dominon Bank Trade 1	**(28,155,294.00)**	30.00	(938,509.80)	360.00	months
Toronto-Dominon Bank Trade 2	**(23,129,796.00)**	30.00	(770,993.20)	360.00	months
Toronto-Dominon Bank Trade 3	**(23,559,206.00)**	30.00	(785,306.87)	360.00	months
Bank of America	**(30,046,354.00)**	30.00	(1,001,545.13)	360.00	months
Goldman Sachs	**(45,838,529.00)**	30.00	(1,527,950.97)	360.00	months
Wells Fargo Bank	**(46,343,500.00)**	30.00	(1,544,783.33)	360.00	months
Total	(197,072,679.00)		(6,569,089.30)		
	Net gain				

			DR (CR)
LT Int Exp	**Monthly Amort**		**(547,424.11)**
2830.xxxxx	**Def State Tax**	1.80%	**9,853.63**
2830.xxxxx	**Def Fed Tax**	20.62%	**112,889.80**
		22.42%	

new rate @ 06/30/20

Def State Tax	1.80%
Def Fed Tax	20.62%
	22.42%

T-Lock Settlement

		2150.20114 Amort DR (CR)	**2150.20114** T-Lock Settlement DR (CR)	**2150.20114** Def Tax Adj DR (CR)	**2150.20114** Def Taxes DR (CR)	**Net OCI** **2150.20114** Net of Tax	**Def State Tax** 1.80% **2830.28206** Adjustment DR (CR)	**Def Fed Tax** 20.62% **2830.28201** Adjustment DR (CR)	22.42%
on the books already	Sep-22		(197,072,679.00)		44,187,636.09	(152,885,042.91)	-	-	
amort starts in oct	Oct-22	547,424.11	(196,525,254.89)	(122,743.43)	44,064,892.65	(152,460,362.24)	9,853.63	112,889.80	
	Nov-22	547,424.11	(195,977,830.78)	(122,743.43)	43,942,149.22	(152,035,681.57)	9,853.63	112,889.80	
	Dec-22	547,424.11	(195,430,406.68)	(122,743.43)	43,819,405.78	(151,611,000.89)	9,853.63	112,889.80	
	Jan-23	547,424.11	(194,882,982.57)	(122,743.43)	43,696,662.35	(151,186,320.22)	9,853.63	112,889.80	
	Feb-23	547,424.11	(194,335,558.46)	(122,743.43)	43,573,918.92	(150,761,639.54)	9,853.63	112,889.80	
	Mar-23	547,424.11	(193,788,134.35)	(122,743.43)	43,451,175.48	(150,336,958.87)	9,853.63	112,889.80	
	Apr-23	547,424.11	(193,240,710.24)	(122,743.43)	43,328,432.05	(149,912,278.19)	9,853.63	112,889.80	
	May-23	547,424.11	(192,693,286.13)	(122,743.43)	43,205,688.62	(149,487,597.52)	9,853.63	112,889.80	
	Jun-23	547,424.11	(192,145,862.03)	(122,743.43)	43,082,945.18	(149,062,916.84)	9,853.63	112,889.80	
	Jul-23	547,424.11	(191,598,437.92)	(122,743.43)	42,960,201.75	(148,638,236.17)	9,853.63	112,889.80	
	Aug-23	547,424.11	(191,051,013.81)	(122,743.43)	42,837,458.32	(148,213,555.49)	9,853.63	112,889.80	
	Sep-23	547,424.11	(190,503,589.70)	(122,743.43)	42,714,714.88	(147,788,874.82)	9,853.63	112,889.80	
	Oct-23	547,424.11	(189,956,165.59)	(122,743.43)	42,591,971.45	(147,364,194.14)	9,853.63	112,889.80	
	Nov-23	547,424.11	(189,408,741.48)	(122,743.43)	42,469,228.02	(146,939,513.47)	9,853.63	112,889.80	
	Dec-23	547,424.11	(188,861,317.38)	(122,743.43)	42,346,484.58	(146,514,832.79)	9,853.63	112,889.80	
	Jan-24	547,424.11	(188,313,893.27)	(122,743.43)	42,223,741.15	(146,090,152.12)	9,853.63	112,889.80	
	Feb-24	547,424.11	(187,766,469.16)	(122,743.43)	42,100,997.71	(145,665,471.44)	9,853.63	112,889.80	
	Mar-24	547,424.11	(187,219,045.05)	(122,743.43)	41,978,254.28	(145,240,790.77)	9,853.63	112,889.80	
	Apr-24	547,424.11	(186,671,620.94)	(122,743.43)	41,855,510.85	(144,816,110.09)	9,853.63	112,889.80	
	May-24	547,424.11	(186,124,196.83)	(122,743.43)	41,732,767.41	(144,391,429.42)	9,853.63	112,889.80	
	Jun-24	547,424.11	(185,576,772.73)	(122,743.43)	41,610,023.98	(143,966,748.74)	9,853.63	112,889.80	
	Jul-24	547,424.11	(185,029,348.62)	(122,743.43)	41,487,280.55	(143,542,068.07)	9,853.63	112,889.80	
	Aug-24	547,424.11	(184,481,924.51)	(122,743.43)	41,364,537.11	(143,117,387.40)	9,853.63	112,889.80	
	Sep-24	547,424.11	(183,934,500.40)	(122,743.43)	41,241,793.68	(142,692,706.72)	9,853.63	112,889.80	
	Oct-24	547,424.11	(183,387,076.29)	(122,743.43)	41,119,050.25	(142,268,026.05)	9,853.63	112,889.80	
	Nov-24	547,424.11	(182,839,652.18)	(122,743.43)	40,996,306.81	(141,843,345.37)	9,853.63	112,889.80	
	Dec-24	547,424.11	(182,292,228.08)	(122,743.43)	40,873,563.38	(141,418,664.70)	9,853.63	112,889.80	
	Jan-25	547,424.11	(181,744,803.97)	(122,743.43)	40,750,819.95	(140,993,984.02)	9,853.63	112,889.80	
	Feb-25	547,424.11	(181,197,379.86)	(122,743.43)	40,628,076.51	(140,569,303.35)	9,853.63	112,889.80	
	Mar-25	547,424.11	(180,649,955.75)	(122,743.43)	40,505,333.08	(140,144,622.67)	9,853.63	112,889.80	
	Apr-25	547,424.11	(180,102,531.64)	(122,743.43)	40,382,589.64	(139,719,942.00)	9,853.63	112,889.80	
	May-25	547,424.11	(179,555,107.53)	(122,743.43)	40,259,846.21	(139,295,261.32)	9,853.63	112,889.80	
	Jun-25	547,424.11	(179,007,683.43)	(122,743.43)	40,137,102.78	(138,870,580.65)	9,853.63	112,889.80	
	Jul-25	547,424.11	(178,460,259.32)	(122,743.43)	40,014,359.34	(138,445,899.97)	9,853.63	112,889.80	
	Aug-25	547,424.11	(177,912,835.21)	(122,743.43)	39,891,615.91	(138,021,219.30)	9,853.63	112,889.80	
	Sep-25	547,424.11	(177,365,411.10)	(122,743.43)	39,768,872.48	(137,596,538.62)	9,853.63	112,889.80	
	Oct-25	547,424.11	(176,817,986.99)	(122,743.43)	39,646,129.04	(137,171,857.95)	9,853.63	112,889.80	
	Nov-25	547,424.11	(176,270,562.88)	(122,743.43)	39,523,385.61	(136,747,177.27)	9,853.63	112,889.80	
	Dec-25	547,424.11	(175,723,138.78)	(122,743.43)	39,400,642.18	(136,322,496.60)	9,853.63	112,889.80	
	Jan-26	547,424.11	(175,175,714.67)	(122,743.43)	39,277,898.74	(135,897,815.92)	9,853.63	112,889.80	
	Feb-26	547,424.11	(174,628,290.56)	(122,743.43)	39,155,155.31	(135,473,135.25)	9,853.63	112,889.80	
	Mar-26	547,424.11	(174,080,866.45)	(122,743.43)	39,032,411.88	(135,048,454.57)	9,853.63	112,889.80	
	Apr-26	547,424.11	(173,533,442.34)	(122,743.43)	38,909,668.44	(134,623,773.90)	9,853.63	112,889.80	
	May-26	547,424.11	(172,986,018.23)	(122,743.43)	38,786,925.01	(134,199,093.23)	9,853.63	112,889.80	
	Jun-26	547,424.11	(172,438,594.13)	(122,743.43)	38,664,181.57	(133,774,412.55)	9,853.63	112,889.80	
	Jul-26	547,424.11	(171,891,170.02)	(122,743.43)	38,541,438.14	(133,349,731.88)	9,853.63	112,889.80	
	Aug-26	547,424.11	(171,343,745.91)	(122,743.43)	38,418,694.71	(132,925,051.20)	9,853.63	112,889.80	
	Sep-26	547,424.11	(170,796,321.80)	(122,743.43)	38,295,951.27	(132,500,370.53)	9,853.63	112,889.80	
	Oct-26	547,424.11	(170,248,897.69)	(122,743.43)	38,173,207.84	(132,075,689.85)	9,853.63	112,889.80	
	Nov-26	547,424.11	(169,701,473.58)	(122,743.43)	38,050,464.41	(131,651,009.18)	9,853.63	112,889.80	
	Dec-26	547,424.11	(169,154,049.48)	(122,743.43)	37,927,720.97	(131,226,328.50)	9,853.63	112,889.80	
	Jan-27	547,424.11	(168,606,625.37)	(122,743.43)	37,804,977.54	(130,801,647.83)	9,853.63	112,889.80	
	Feb-27	547,424.11	(168,059,201.26)	(122,743.43)	37,682,234.11	(130,376,967.15)	9,853.63	112,889.80	
	Mar-27	547,424.11	(167,511,777.15)	(122,743.43)	37,559,490.67	(129,952,286.48)	9,853.63	112,889.80	
	Apr-27	547,424.11	(166,964,353.04)	(122,743.43)	37,436,747.24	(129,527,605.80)	9,853.63	112,889.80	
	May-27	547,424.11	(166,416,928.93)	(122,743.43)	37,314,003.81	(129,102,925.13)	9,853.63	112,889.80	
	Jun-27	547,424.11	(165,869,504.83)	(122,743.43)	37,191,260.37	(128,678,244.45)	9,853.63	112,889.80	
	Jul-27	547,424.11	(165,322,080.72)	(122,743.43)	37,068,516.94	(128,253,563.78)	9,853.63	112,889.80	
	Aug-27	547,424.11	(164,774,656.61)	(122,743.43)	36,945,773.50	(127,828,883.10)	9,853.63	112,889.80	
	Sep-27	547,424.11	(164,227,232.50)	(122,743.43)	36,823,030.07	(127,404,202.43)	9,853.63	112,889.80	
	Oct-27	547,424.11	(163,679,808.39)	(122,743.43)	36,700,286.64	(126,979,521.75)	9,853.63	112,889.80	
	Nov-27	547,424.11	(163,132,384.28)	(122,743.43)	36,577,543.20	(126,554,841.08)	9,853.63	112,889.80	
	Dec-27	547,424.11	(162,584,960.18)	(122,743.43)	36,454,799.77	(126,130,160.40)	9,853.63	112,889.80	
	Jan-28	547,424.11	(162,037,536.07)	(122,743.43)	36,332,056.34	(125,705,479.73)	9,853.63	112,889.80	

Feb-28	547,424.11	(161,490,111.96)	(122,743.43)	36,209,312.90	(125,280,799.06)	9,853.63	112,889.80
Mar-28	547,424.11	(160,942,687.85)	(122,743.43)	36,086,569.47	(124,856,118.38)	9,853.63	112,889.80
Apr-28	547,424.11	(160,395,263.74)	(122,743.43)	35,963,826.04	(124,431,437.71)	9,853.63	112,889.80
May-28	547,424.11	(159,847,839.63)	(122,743.43)	35,841,082.60	(124,006,757.03)	9,853.63	112,889.80
Jun-28	547,424.11	(159,300,415.53)	(122,743.43)	35,718,339.17	(123,582,076.36)	9,853.63	112,889.80
Jul-28	547,424.11	(158,752,991.42)	(122,743.43)	35,595,595.74	(123,157,395.68)	9,853.63	112,889.80
Aug-28	547,424.11	(158,205,567.31)	(122,743.43)	35,472,852.30	(122,732,715.01)	9,853.63	112,889.80
Sep-28	547,424.11	(157,658,143.20)	(122,743.43)	35,350,108.87	(122,308,034.33)	9,853.63	112,889.80
Oct-28	547,424.11	(157,110,719.09)	(122,743.43)	35,227,365.43	(121,883,353.66)	9,853.63	112,889.80
Nov-28	547,424.11	(156,563,294.98)	(122,743.43)	35,104,622.00	(121,458,672.98)	9,853.63	112,889.80
Dec-28	547,424.11	(156,015,870.88)	(122,743.43)	34,981,878.57	(121,033,992.31)	9,853.63	112,889.80
Jan-29	547,424.11	(155,468,446.77)	(122,743.43)	34,859,135.13	(120,609,311.63)	9,853.63	112,889.80
Feb-29	547,424.11	(154,921,022.66)	(122,743.43)	34,736,391.70	(120,184,630.96)	9,853.63	112,889.80
Mar-29	547,424.11	(154,373,598.55)	(122,743.43)	34,613,648.27	(119,759,950.28)	9,853.63	112,889.80
Apr-29	547,424.11	(153,826,174.44)	(122,743.43)	34,490,904.83	(119,335,269.61)	9,853.63	112,889.80
May-29	547,424.11	(153,278,750.33)	(122,743.43)	34,368,161.40	(118,910,588.93)	9,853.63	112,889.80
Jun-29	547,424.11	(152,731,326.23)	(122,743.43)	34,245,417.97	(118,485,908.26)	9,853.63	112,889.80
Jul-29	547,424.11	(152,183,902.12)	(122,743.43)	34,122,674.53	(118,061,227.58)	9,853.63	112,889.80
Aug-29	547,424.11	(151,636,478.01)	(122,743.43)	33,999,931.10	(117,636,546.91)	9,853.63	112,889.80
Sep-29	547,424.11	(151,089,053.90)	(122,743.43)	33,877,187.67	(117,211,866.23)	9,853.63	112,889.80
Oct-29	547,424.11	(150,541,629.79)	(122,743.43)	33,754,444.23	(116,787,185.56)	9,853.63	112,889.80
Nov-29	547,424.11	(149,994,205.68)	(122,743.43)	33,631,700.80	(116,362,504.89)	9,853.63	112,889.80
Dec-29	547,424.11	(149,446,781.58)	(122,743.43)	33,508,957.36	(115,937,824.21)	9,853.63	112,889.80
Jan-30	547,424.11	(148,899,357.47)	(122,743.43)	33,386,213.93	(115,513,143.54)	9,853.63	112,889.80
Feb-30	547,424.11	(148,351,933.36)	(122,743.43)	33,263,470.50	(115,088,462.86)	9,853.63	112,889.80
Mar-30	547,424.11	(147,804,509.25)	(122,743.43)	33,140,727.06	(114,663,782.19)	9,853.63	112,889.80
Apr-30	547,424.11	(147,257,085.14)	(122,743.43)	33,017,983.63	(114,239,101.51)	9,853.63	112,889.80
May-30	547,424.11	(146,709,661.03)	(122,743.43)	32,895,240.20	(113,814,420.84)	9,853.63	112,889.80
Jun-30	547,424.11	(146,162,236.93)	(122,743.43)	32,772,496.76	(113,389,740.16)	9,853.63	112,889.80
Jul-30	547,424.11	(145,614,812.82)	(122,743.43)	32,649,753.33	(112,965,059.49)	9,853.63	112,889.80
Aug-30	547,424.11	(145,067,388.71)	(122,743.43)	32,527,009.90	(112,540,378.81)	9,853.63	112,889.80
Sep-30	547,424.11	(144,519,964.60)	(122,743.43)	32,404,266.46	(112,115,698.14)	9,853.63	112,889.80
Oct-30	547,424.11	(143,972,540.49)	(122,743.43)	32,281,523.03	(111,691,017.46)	9,853.63	112,889.80
Nov-30	547,424.11	(143,425,116.38)	(122,743.43)	32,158,779.60	(111,266,336.79)	9,853.63	112,889.80
Dec-30	547,424.11	(142,877,692.28)	(122,743.43)	32,036,036.16	(110,841,656.11)	9,853.63	112,889.80
Jan-31	547,424.11	(142,330,268.17)	(122,743.43)	31,913,292.73	(110,416,975.44)	9,853.63	112,889.80
Feb-31	547,424.11	(141,782,844.06)	(122,743.43)	31,790,549.29	(109,992,294.76)	9,853.63	112,889.80
Mar-31	547,424.11	(141,235,419.95)	(122,743.43)	31,667,805.86	(109,567,614.09)	9,853.63	112,889.80
Apr-31	547,424.11	(140,687,995.84)	(122,743.43)	31,545,062.43	(109,142,933.41)	9,853.63	112,889.80
May-31	547,424.11	(140,140,571.73)	(122,743.43)	31,422,318.99	(108,718,252.74)	9,853.63	112,889.80
Jun-31	547,424.11	(139,593,147.63)	(122,743.43)	31,299,575.56	(108,293,572.06)	9,853.63	112,889.80
Jul-31	547,424.11	(139,045,723.52)	(122,743.43)	31,176,832.13	(107,868,891.39)	9,853.63	112,889.80
Aug-31	547,424.11	(138,498,299.41)	(122,743.43)	31,054,088.69	(107,444,210.71)	9,853.63	112,889.80
Sep-31	547,424.11	(137,950,875.30)	(122,743.43)	30,931,345.26	(107,019,530.04)	9,853.63	112,889.80
Oct-31	547,424.11	(137,403,451.19)	(122,743.43)	30,808,601.83	(106,594,849.37)	9,853.63	112,889.80
Nov-31	547,424.11	(136,856,027.08)	(122,743.43)	30,685,858.39	(106,170,168.69)	9,853.63	112,889.80
Dec-31	547,424.11	(136,308,602.98)	(122,743.43)	30,563,114.96	(105,745,488.02)	9,853.63	112,889.80
Jan-32	547,424.11	(135,761,178.87)	(122,743.43)	30,440,371.53	(105,320,807.34)	9,853.63	112,889.80
Feb-32	547,424.11	(135,213,754.76)	(122,743.43)	30,317,628.09	(104,896,126.67)	9,853.63	112,889.80
Mar-32	547,424.11	(134,666,330.65)	(122,743.43)	30,194,884.66	(104,471,445.99)	9,853.63	112,889.80
Apr-32	547,424.11	(134,118,906.54)	(122,743.43)	30,072,141.22	(104,046,765.32)	9,853.63	112,889.80
May-32	547,424.11	(133,571,482.43)	(122,743.43)	29,949,397.79	(103,622,084.64)	9,853.63	112,889.80
Jun-32	547,424.11	(133,024,058.33)	(122,743.43)	29,826,654.36	(103,197,403.97)	9,853.63	112,889.80
Jul-32	547,424.11	(132,476,634.22)	(122,743.43)	29,703,910.92	(102,772,723.29)	9,853.63	112,889.80
Aug-32	547,424.11	(131,929,210.11)	(122,743.43)	29,581,167.49	(102,348,042.62)	9,853.63	112,889.80
Sep-32	547,424.11	(131,381,786.00)	(122,743.43)	29,458,424.06	(101,923,361.94)	9,853.63	112,889.80
Oct-32	547,424.11	(130,834,361.89)	(122,743.43)	29,335,680.62	(101,498,681.27)	9,853.63	112,889.80
Nov-32	547,424.11	(130,286,937.78)	(122,743.43)	29,212,937.19	(101,074,000.59)	9,853.63	112,889.80
Dec-32	547,424.11	(129,739,513.68)	(122,743.43)	29,090,193.76	(100,649,319.92)	9,853.63	112,889.80
Jan-33	547,424.11	(129,192,089.57)	(122,743.43)	28,967,450.32	(100,224,639.24)	9,853.63	112,889.80
Feb-33	547,424.11	(128,644,665.46)	(122,743.43)	28,844,706.89	(99,799,958.57)	9,853.63	112,889.80
Mar-33	547,424.11	(128,097,241.35)	(122,743.43)	28,721,963.46	(99,375,277.89)	9,853.63	112,889.80
Apr-33	547,424.11	(127,549,817.24)	(122,743.43)	28,599,220.02	(98,950,597.22)	9,853.63	112,889.80
May-33	547,424.11	(127,002,393.13)	(122,743.43)	28,476,476.59	(98,525,916.54)	9,853.63	112,889.80
Jun-33	547,424.11	(126,454,969.03)	(122,743.43)	28,353,733.15	(98,101,235.87)	9,853.63	112,889.80
Jul-33	547,424.11	(125,907,544.92)	(122,743.43)	28,230,989.72	(97,676,555.20)	9,853.63	112,889.80
Aug-33	547,424.11	(125,360,120.81)	(122,743.43)	28,108,246.29	(97,251,874.52)	9,853.63	112,889.80
Sep-33	547,424.11	(124,812,696.70)	(122,743.43)	27,985,502.85	(96,827,193.85)	9,853.63	112,889.80
Oct-33	547,424.11	(124,265,272.59)	(122,743.43)	27,862,759.42	(96,402,513.17)	9,853.63	112,889.80
Nov-33	547,424.11	(123,717,848.48)	(122,743.43)	27,740,015.99	(95,977,832.50)	9,853.63	112,889.80
Dec-33	547,424.11	(123,170,424.38)	(122,743.43)	27,617,272.55	(95,553,151.82)	9,853.63	112,889.80
Jan-34	547,424.11	(122,623,000.27)	(122,743.43)	27,494,529.12	(95,128,471.15)	9,853.63	112,889.80
Feb-34	547,424.11	(122,075,576.16)	(122,743.43)	27,371,785.69	(94,703,790.47)	9,853.63	112,889.80
Mar-34	547,424.11	(121,528,152.05)	(122,743.43)	27,249,042.25	(94,279,109.80)	9,853.63	112,889.80
Apr-34	547,424.11	(120,980,727.94)	(122,743.43)	27,126,298.82	(93,854,429.12)	9,853.63	112,889.80
May-34	547,424.11	(120,433,303.83)	(122,743.43)	27,003,555.39	(93,429,748.45)	9,853.63	112,889.80
Jun-34	547,424.11	(119,885,879.73)	(122,743.43)	26,880,811.95	(93,005,067.77)	9,853.63	112,889.80
Jul-34	547,424.11	(119,338,455.62)	(122,743.43)	26,758,068.52	(92,580,387.10)	9,853.63	112,889.80
Aug-34	547,424.11	(118,791,031.51)	(122,743.43)	26,635,325.08	(92,155,706.42)	9,853.63	112,889.80
Sep-34	547,424.11	(118,243,607.40)	(122,743.43)	26,512,581.65	(91,731,025.75)	9,853.63	112,889.80
Oct-34	547,424.11	(117,696,183.29)	(122,743.43)	26,389,838.22	(91,306,345.07)	9,853.63	112,889.80
Nov-34	547,424.11	(117,148,759.18)	(122,743.43)	26,267,094.78	(90,881,664.40)	9,853.63	112,889.80
Dec-34	547,424.11	(116,601,335.08)	(122,743.43)	26,144,351.35	(90,456,983.72)	9,853.63	112,889.80
Jan-35	547,424.11	(116,053,910.97)	(122,743.43)	26,021,607.92	(90,032,303.05)	9,853.63	112,889.80
Feb-35	547,424.11	(115,506,486.86)	(122,743.43)	25,898,864.48	(89,607,622.37)	9,853.63	112,889.80
Mar-35	547,424.11	(114,959,062.75)	(122,743.43)	25,776,121.05	(89,182,941.70)	9,853.63	112,889.80
Apr-35	547,424.11	(114,411,638.64)	(122,743.43)	25,653,377.62	(88,758,261.03)	9,853.63	112,889.80
May-35	547,424.11	(113,864,214.53)	(122,743.43)	25,530,634.18	(88,333,580.35)	9,853.63	112,889.80
Jun-35	547,424.11	(113,316,790.43)	(122,743.43)	25,407,890.75	(87,908,899.68)	9,853.63	112,889.80
Jul-35	547,424.11	(112,769,366.32)	(122,743.43)	25,285,147.32	(87,484,219.00)	9,853.63	112,889.80
Aug-35	547,424.11	(112,221,942.21)	(122,743.43)	25,162,403.88	(87,059,538.33)	9,853.63	112,889.80
Sep-35	547,424.11	(111,674,518.10)	(122,743.43)	25,039,660.45	(86,634,857.65)	9,853.63	112,889.80
Oct-35	547,424.11	(111,127,093.99)	(122,743.43)	24,916,917.01	(86,210,176.98)	9,853.63	112,889.80
Nov-35	547,424.11	(110,579,669.88)	(122,743.43)	24,794,173.58	(85,785,496.30)	9,853.63	112,889.80
Dec-35	547,424.11	(110,032,245.78)	(122,743.43)	24,671,430.15	(85,360,815.63)	9,853.63	112,889.80

Jan-36	547,424.11	(109,484,821.67)	(122,743.43)	24,548,686.71	(84,936,134.95)	9,853.63	112,889.80
Feb-36	547,424.11	(108,937,397.56)	(122,743.43)	24,425,943.28	(84,511,454.28)	9,853.63	112,889.80
Mar-36	547,424.11	(108,389,973.45)	(122,743.43)	24,303,199.85	(84,086,773.60)	9,853.63	112,889.80
Apr-36	547,424.11	(107,842,549.34)	(122,743.43)	24,180,456.41	(83,662,092.93)	9,853.63	112,889.80
May-36	547,424.11	(107,295,125.23)	(122,743.43)	24,057,712.98	(83,237,412.25)	9,853.63	112,889.80
Jun-36	547,424.11	(106,747,701.13)	(122,743.43)	23,934,969.55	(82,812,731.58)	9,853.63	112,889.80
Jul-36	547,424.11	(106,200,277.02)	(122,743.43)	23,812,226.11	(82,388,050.90)	9,853.63	112,889.80
Aug-36	547,424.11	(105,652,852.91)	(122,743.43)	23,689,482.68	(81,963,370.23)	9,853.63	112,889.80
Sep-36	547,424.11	(105,105,428.80)	(122,743.43)	23,566,739.25	(81,538,689.55)	9,853.63	112,889.80
Oct-36	547,424.11	(104,558,004.69)	(122,743.43)	23,443,995.81	(81,114,008.88)	9,853.63	112,889.80
Nov-36	547,424.11	(104,010,580.58)	(122,743.43)	23,321,252.38	(80,689,328.20)	9,853.63	112,889.80
Dec-36	547,424.11	(103,463,156.48)	(122,743.43)	23,198,508.94	(80,264,647.53)	9,853.63	112,889.80
Jan-37	547,424.11	(102,915,732.37)	(122,743.43)	23,075,765.51	(79,839,966.86)	9,853.63	112,889.80
Feb-37	547,424.11	(102,368,308.26)	(122,743.43)	22,953,022.08	(79,415,286.18)	9,853.63	112,889.80
Mar-37	547,424.11	(101,820,884.15)	(122,743.43)	22,830,278.64	(78,990,605.51)	9,853.63	112,889.80
Apr-37	547,424.11	(101,273,460.04)	(122,743.43)	22,707,535.21	(78,565,924.83)	9,853.63	112,889.80
May-37	547,424.11	(100,726,035.93)	(122,743.43)	22,584,791.78	(78,141,244.16)	9,853.63	112,889.80
Jun-37	547,424.11	(100,178,611.83)	(122,743.43)	22,462,048.34	(77,716,563.48)	9,853.63	112,889.80
Jul-37	547,424.11	(99,631,187.72)	(122,743.43)	22,339,304.91	(77,291,882.81)	9,853.63	112,889.80
Aug-37	547,424.11	(99,083,763.61)	(122,743.43)	22,216,561.48	(76,867,202.13)	9,853.63	112,889.80
Sep-37	547,424.11	(98,536,339.50)	(122,743.43)	22,093,818.04	(76,442,521.46)	9,853.63	112,889.80
Oct-37	547,424.11	(97,988,915.39)	(122,743.43)	21,971,074.61	(76,017,840.78)	9,853.63	112,889.80
Nov-37	547,424.11	(97,441,491.28)	(122,743.43)	21,848,331.18	(75,593,160.11)	9,853.63	112,889.80
Dec-37	547,424.11	(96,894,067.18)	(122,743.43)	21,725,587.74	(75,168,479.43)	9,853.63	112,889.80
Jan-38	547,424.11	(96,346,643.07)	(122,743.43)	21,602,844.31	(74,743,798.76)	9,853.63	112,889.80
Feb-38	547,424.11	(95,799,218.96)	(122,743.43)	21,480,100.87	(74,319,118.08)	9,853.63	112,889.80
Mar-38	547,424.11	(95,251,794.85)	(122,743.43)	21,357,357.44	(73,894,437.41)	9,853.63	112,889.80
Apr-38	547,424.11	(94,704,370.74)	(122,743.43)	21,234,614.01	(73,469,756.73)	9,853.63	112,889.80
May-38	547,424.11	(94,156,946.63)	(122,743.43)	21,111,870.57	(73,045,076.06)	9,853.63	112,889.80
Jun-38	547,424.11	(93,609,522.53)	(122,743.43)	20,989,127.14	(72,620,395.38)	9,853.63	112,889.80
Jul-38	547,424.11	(93,062,098.42)	(122,743.43)	20,866,383.71	(72,195,714.71)	9,853.63	112,889.80
Aug-38	547,424.11	(92,514,674.31)	(122,743.43)	20,743,640.27	(71,771,034.03)	9,853.63	112,889.80
Sep-38	547,424.11	(91,967,250.20)	(122,743.43)	20,620,896.84	(71,346,353.36)	9,853.63	112,889.80
Oct-38	547,424.11	(91,419,826.09)	(122,743.43)	20,498,153.41	(70,921,672.69)	9,853.63	112,889.80
Nov-38	547,424.11	(90,872,401.98)	(122,743.43)	20,375,409.97	(70,496,992.01)	9,853.63	112,889.80
Dec-38	547,424.11	(90,324,977.88)	(122,743.43)	20,252,666.54	(70,072,311.34)	9,853.63	112,889.80
Jan-39	547,424.11	(89,777,553.77)	(122,743.43)	20,129,923.11	(69,647,630.66)	9,853.63	112,889.80
Feb-39	547,424.11	(89,230,129.66)	(122,743.43)	20,007,179.67	(69,222,949.99)	9,853.63	112,889.80
Mar-39	547,424.11	(88,682,705.55)	(122,743.43)	19,884,436.24	(68,798,269.31)	9,853.63	112,889.80
Apr-39	547,424.11	(88,135,281.44)	(122,743.43)	19,761,692.80	(68,373,588.64)	9,853.63	112,889.80
May-39	547,424.11	(87,587,857.33)	(122,743.43)	19,638,949.37	(67,948,907.96)	9,853.63	112,889.80
Jun-39	547,424.11	(87,040,433.23)	(122,743.43)	19,516,205.94	(67,524,227.29)	9,853.63	112,889.80
Jul-39	547,424.11	(86,493,009.12)	(122,743.43)	19,393,462.50	(67,099,546.61)	9,853.63	112,889.80
Aug-39	547,424.11	(85,945,585.01)	(122,743.43)	19,270,719.07	(66,674,865.94)	9,853.63	112,889.80
Sep-39	547,424.11	(85,398,160.90)	(122,743.43)	19,147,975.64	(66,250,185.26)	9,853.63	112,889.80
Oct-39	547,424.11	(84,850,736.79)	(122,743.43)	19,025,232.20	(65,825,504.59)	9,853.63	112,889.80
Nov-39	547,424.11	(84,303,312.68)	(122,743.43)	18,902,488.77	(65,400,823.91)	9,853.63	112,889.80
Dec-39	547,424.11	(83,755,888.58)	(122,743.43)	18,779,745.34	(64,976,143.24)	9,853.63	112,889.80
Jan-40	547,424.11	(83,208,464.47)	(122,743.43)	18,657,001.90	(64,551,462.56)	9,853.63	112,889.80
Feb-40	547,424.11	(82,661,040.36)	(122,743.43)	18,534,258.47	(64,126,781.89)	9,853.63	112,889.80
Mar-40	547,424.11	(82,113,616.25)	(122,743.43)	18,411,515.04	(63,702,101.21)	9,853.63	112,889.80
Apr-40	547,424.11	(81,566,192.14)	(122,743.43)	18,288,771.60	(63,277,420.54)	9,853.63	112,889.80
May-40	547,424.11	(81,018,768.03)	(122,743.43)	18,166,028.17	(62,852,739.86)	9,853.63	112,889.80
Jun-40	547,424.11	(80,471,343.93)	(122,743.43)	18,043,284.73	(62,428,059.19)	9,853.63	112,889.80
Jul-40	547,424.11	(79,923,919.82)	(122,743.43)	17,920,541.30	(62,003,378.52)	9,853.63	112,889.80
Aug-40	547,424.11	(79,376,495.71)	(122,743.43)	17,797,797.87	(61,578,697.84)	9,853.63	112,889.80
Sep-40	547,424.11	(78,829,071.60)	(122,743.43)	17,675,054.43	(61,154,017.17)	9,853.63	112,889.80
Oct-40	547,424.11	(78,281,647.49)	(122,743.43)	17,552,311.00	(60,729,336.49)	9,853.63	112,889.80
Nov-40	547,424.11	(77,734,223.38)	(122,743.43)	17,429,567.57	(60,304,655.82)	9,853.63	112,889.80
Dec-40	547,424.11	(77,186,799.28)	(122,743.43)	17,306,824.13	(59,879,975.14)	9,853.63	112,889.80
Jan-41	547,424.11	(76,639,375.17)	(122,743.43)	17,184,080.70	(59,455,294.47)	9,853.63	112,889.80
Feb-41	547,424.11	(76,091,951.06)	(122,743.43)	17,061,337.27	(59,030,613.79)	9,853.63	112,889.80
Mar-41	547,424.11	(75,544,526.95)	(122,743.43)	16,938,593.83	(58,605,933.12)	9,853.63	112,889.80
Apr-41	547,424.11	(74,997,102.84)	(122,743.43)	16,815,850.40	(58,181,252.44)	9,853.63	112,889.80
May-41	547,424.11	(74,449,678.73)	(122,743.43)	16,693,106.97	(57,756,571.77)	9,853.63	112,889.80
Jun-41	547,424.11	(73,902,254.63)	(122,743.43)	16,570,363.53	(57,331,891.09)	9,853.63	112,889.80
Jul-41	547,424.11	(73,354,830.52)	(122,743.43)	16,447,620.10	(56,907,210.42)	9,853.63	112,889.80
Aug-41	547,424.11	(72,807,406.41)	(122,743.43)	16,324,876.66	(56,482,529.74)	9,853.63	112,889.80
Sep-41	547,424.11	(72,259,982.30)	(122,743.43)	16,202,133.23	(56,057,849.07)	9,853.63	112,889.80
Oct-41	547,424.11	(71,712,558.19)	(122,743.43)	16,079,389.80	(55,633,168.39)	9,853.63	112,889.80
Nov-41	547,424.11	(71,165,134.08)	(122,743.43)	15,956,646.36	(55,208,487.72)	9,853.63	112,889.80
Dec-41	547,424.11	(70,617,709.98)	(122,743.43)	15,833,902.93	(54,783,807.04)	9,853.63	112,889.80
Jan-42	547,424.11	(70,070,285.87)	(122,743.43)	15,711,159.50	(54,359,126.37)	9,853.63	112,889.80
Feb-42	547,424.11	(69,522,861.76)	(122,743.43)	15,588,416.06	(53,934,445.69)	9,853.63	112,889.80
Mar-42	547,424.11	(68,975,437.65)	(122,743.43)	15,465,672.63	(53,509,765.02)	9,853.63	112,889.80
Apr-42	547,424.11	(68,428,013.54)	(122,743.43)	15,342,929.20	(53,085,084.35)	9,853.63	112,889.80
May-42	547,424.11	(67,880,589.43)	(122,743.43)	15,220,185.76	(52,660,403.67)	9,853.63	112,889.80
Jun-42	547,424.11	(67,333,165.33)	(122,743.43)	15,097,442.33	(52,235,723.00)	9,853.63	112,889.80
Jul-42	547,424.11	(66,785,741.22)	(122,743.43)	14,974,698.90	(51,811,042.32)	9,853.63	112,889.80
Aug-42	547,424.11	(66,238,317.11)	(122,743.43)	14,851,955.46	(51,386,361.65)	9,853.63	112,889.80
Sep-42	547,424.11	(65,690,893.00)	(122,743.43)	14,729,212.03	(50,961,680.97)	9,853.63	112,889.80
Oct-42	547,424.11	(65,143,468.89)	(122,743.43)	14,606,468.59	(50,537,000.30)	9,853.63	112,889.80
Nov-42	547,424.11	(64,596,044.78)	(122,743.43)	14,483,725.16	(50,112,319.62)	9,853.63	112,889.80
Dec-42	547,424.11	(64,048,620.68)	(122,743.43)	14,360,981.73	(49,687,638.95)	9,853.63	112,889.80
Jan-43	547,424.11	(63,501,196.57)	(122,743.43)	14,238,238.29	(49,262,958.27)	9,853.63	112,889.80
Feb-43	547,424.11	(62,953,772.46)	(122,743.43)	14,115,494.86	(48,838,277.60)	9,853.63	112,889.80
Mar-43	547,424.11	(62,406,348.35)	(122,743.43)	13,992,751.43	(48,413,596.92)	9,853.63	112,889.80
Apr-43	547,424.11	(61,858,924.24)	(122,743.43)	13,870,007.99	(47,988,916.25)	9,853.63	112,889.80
May-43	547,424.11	(61,311,500.13)	(122,743.43)	13,747,264.56	(47,564,235.57)	9,853.63	112,889.80
Jun-43	547,424.11	(60,764,076.03)	(122,743.43)	13,624,521.13	(47,139,554.90)	9,853.63	112,889.80
Jul-43	547,424.11	(60,216,651.92)	(122,743.43)	13,501,777.69	(46,714,874.22)	9,853.63	112,889.80
Aug-43	547,424.11	(59,669,227.81)	(122,743.43)	13,379,034.26	(46,290,193.55)	9,853.63	112,889.80
Sep-43	547,424.11	(59,121,803.70)	(122,743.43)	13,256,290.83	(45,865,512.87)	9,853.63	112,889.80
Oct-43	547,424.11	(58,574,379.59)	(122,743.43)	13,133,547.39	(45,440,832.20)	9,853.63	112,889.80
Nov-43	547,424.11	(58,026,955.48)	(122,743.43)	13,010,803.96	(45,016,151.52)	9,853.63	112,889.80

Dec-43	547,424.11	(57,479,531.38)	(122,743.43)	12,888,060.52	(44,591,470.85)	9,853.63	112,889.80
Jan-44	547,424.11	(56,932,107.27)	(122,743.43)	12,765,317.09	(44,166,790.18)	9,853.63	112,889.80
Feb-44	547,424.11	(56,384,683.16)	(122,743.43)	12,642,573.66	(43,742,109.50)	9,853.63	112,889.80
Mar-44	547,424.11	(55,837,259.05)	(122,743.43)	12,519,830.22	(43,317,428.83)	9,853.63	112,889.80
Apr-44	547,424.11	(55,289,834.94)	(122,743.43)	12,397,086.79	(42,892,748.15)	9,853.63	112,889.80
May-44	547,424.11	(54,742,410.83)	(122,743.43)	12,274,343.36	(42,468,067.48)	9,853.63	112,889.80
Jun-44	547,424.11	(54,194,986.73)	(122,743.43)	12,151,599.92	(42,043,386.80)	9,853.63	112,889.80
Jul-44	547,424.11	(53,647,562.62)	(122,743.43)	12,028,856.49	(41,618,706.13)	9,853.63	112,889.80
Aug-44	547,424.11	(53,100,138.51)	(122,743.43)	11,906,113.06	(41,194,025.45)	9,853.63	112,889.80
Sep-44	547,424.11	(52,552,714.40)	(122,743.43)	11,783,369.62	(40,769,344.78)	9,853.63	112,889.80
Oct-44	547,424.11	(52,005,290.29)	(122,743.43)	11,660,626.19	(40,344,664.10)	9,853.63	112,889.80
Nov-44	547,424.11	(51,457,866.18)	(122,743.43)	11,537,882.76	(39,919,983.43)	9,853.63	112,889.80
Dec-44	547,424.11	(50,910,442.08)	(122,743.43)	11,415,139.32	(39,495,302.75)	9,853.63	112,889.80
Jan-45	547,424.11	(50,363,017.97)	(122,743.43)	11,292,395.89	(39,070,622.08)	9,853.63	112,889.80
Feb-45	547,424.11	(49,815,593.86)	(122,743.43)	11,169,652.45	(38,645,941.40)	9,853.63	112,889.80
Mar-45	547,424.11	(49,268,169.75)	(122,743.43)	11,046,909.02	(38,221,260.73)	9,853.63	112,889.80
Apr-45	547,424.11	(48,720,745.64)	(122,743.43)	10,924,165.59	(37,796,580.05)	9,853.63	112,889.80
May-45	547,424.11	(48,173,321.53)	(122,743.43)	10,801,422.15	(37,371,899.38)	9,853.63	112,889.80
Jun-45	547,424.11	(47,625,897.43)	(122,743.43)	10,678,678.72	(36,947,218.70)	9,853.63	112,889.80
Jul-45	547,424.11	(47,078,473.32)	(122,743.43)	10,555,935.29	(36,522,538.03)	9,853.63	112,889.80
Aug-45	547,424.11	(46,531,049.21)	(122,743.43)	10,433,191.85	(36,097,857.35)	9,853.63	112,889.80
Sep-45	547,424.11	(45,983,625.10)	(122,743.43)	10,310,448.42	(35,673,176.68)	9,853.63	112,889.80
Oct-45	547,424.11	(45,436,200.99)	(122,743.43)	10,187,704.99	(35,248,496.01)	9,853.63	112,889.80
Nov-45	547,424.11	(44,888,776.88)	(122,743.43)	10,064,961.55	(34,823,815.33)	9,853.63	112,889.80
Dec-45	547,424.11	(44,341,352.78)	(122,743.43)	9,942,218.12	(34,399,134.66)	9,853.63	112,889.80
Jan-46	547,424.11	(43,793,928.67)	(122,743.43)	9,819,474.69	(33,974,453.98)	9,853.63	112,889.80
Feb-46	547,424.11	(43,246,504.56)	(122,743.43)	9,696,731.25	(33,549,773.31)	9,853.63	112,889.80
Mar-46	547,424.11	(42,699,080.45)	(122,743.43)	9,573,987.82	(33,125,092.63)	9,853.63	112,889.80
Apr-46	547,424.11	(42,151,656.34)	(122,743.43)	9,451,244.38	(32,700,411.96)	9,853.63	112,889.80
May-46	547,424.11	(41,604,232.23)	(122,743.43)	9,328,500.95	(32,275,731.28)	9,853.63	112,889.80
Jun-46	547,424.11	(41,056,808.13)	(122,743.43)	9,205,757.52	(31,851,050.61)	9,853.63	112,889.80
Jul-46	547,424.11	(40,509,384.02)	(122,743.43)	9,083,014.08	(31,426,369.93)	9,853.63	112,889.80
Aug-46	547,424.11	(39,961,959.91)	(122,743.43)	8,960,270.65	(31,001,689.26)	9,853.63	112,889.80
Sep-46	547,424.11	(39,414,535.80)	(122,743.43)	8,837,527.22	(30,577,008.58)	9,853.63	112,889.80
Oct-46	547,424.11	(38,867,111.69)	(122,743.43)	8,714,783.78	(30,152,327.91)	9,853.63	112,889.80
Nov-46	547,424.11	(38,319,687.58)	(122,743.43)	8,592,040.35	(29,727,647.23)	9,853.63	112,889.80
Dec-46	547,424.11	(37,772,263.48)	(122,743.43)	8,469,296.92	(29,302,966.56)	9,853.63	112,889.80
Jan-47	547,424.11	(37,224,839.37)	(122,743.43)	8,346,553.48	(28,878,285.88)	9,853.63	112,889.80
Feb-47	547,424.11	(36,677,415.26)	(122,743.43)	8,223,810.05	(28,453,605.21)	9,853.63	112,889.80
Mar-47	547,424.11	(36,129,991.15)	(122,743.43)	8,101,066.62	(28,028,924.53)	9,853.63	112,889.80
Apr-47	547,424.11	(35,582,567.04)	(122,743.43)	7,978,323.18	(27,604,243.86)	9,853.63	112,889.80
May-47	547,424.11	(35,035,142.93)	(122,743.43)	7,855,579.75	(27,179,563.18)	9,853.63	112,889.80
Jun-47	547,424.11	(34,487,718.83)	(122,743.43)	7,732,836.31	(26,754,882.51)	9,853.63	112,889.80
Jul-47	547,424.11	(33,940,294.72)	(122,743.43)	7,610,092.88	(26,330,201.84)	9,853.63	112,889.80
Aug-47	547,424.11	(33,392,870.61)	(122,743.43)	7,487,349.45	(25,905,521.16)	9,853.63	112,889.80
Sep-47	547,424.11	(32,845,446.50)	(122,743.43)	7,364,606.01	(25,480,840.49)	9,853.63	112,889.80
Oct-47	547,424.11	(32,298,022.39)	(122,743.43)	7,241,862.58	(25,056,159.81)	9,853.63	112,889.80
Nov-47	547,424.11	(31,750,598.28)	(122,743.43)	7,119,119.15	(24,631,479.14)	9,853.63	112,889.80
Dec-47	547,424.11	(31,203,174.18)	(122,743.43)	6,996,375.71	(24,206,798.46)	9,853.63	112,889.80
Jan-48	547,424.11	(30,655,750.07)	(122,743.43)	6,873,632.28	(23,782,117.79)	9,853.63	112,889.80
Feb-48	547,424.11	(30,108,325.96)	(122,743.43)	6,750,888.85	(23,357,437.11)	9,853.63	112,889.80
Mar-48	547,424.11	(29,560,901.85)	(122,743.43)	6,628,145.41	(22,932,756.44)	9,853.63	112,889.80
Apr-48	547,424.11	(29,013,477.74)	(122,743.43)	6,505,401.98	(22,508,075.76)	9,853.63	112,889.80
May-48	547,424.11	(28,466,053.63)	(122,743.43)	6,382,658.55	(22,083,395.09)	9,853.63	112,889.80
Jun-48	547,424.11	(27,918,629.53)	(122,743.43)	6,259,915.11	(21,658,714.41)	9,853.63	112,889.80
Jul-48	547,424.11	(27,371,205.42)	(122,743.43)	6,137,171.68	(21,234,033.74)	9,853.63	112,889.80
Aug-48	547,424.11	(26,823,781.31)	(122,743.43)	6,014,428.24	(20,809,353.06)	9,853.63	112,889.80
Sep-48	547,424.11	(26,276,357.20)	(122,743.43)	5,891,684.81	(20,384,672.39)	9,853.63	112,889.80
Oct-48	547,424.11	(25,728,933.09)	(122,743.43)	5,768,941.38	(19,959,991.71)	9,853.63	112,889.80
Nov-48	547,424.11	(25,181,508.98)	(122,743.43)	5,646,197.94	(19,535,311.04)	9,853.63	112,889.80
Dec-48	547,424.11	(24,634,084.88)	(122,743.43)	5,523,454.51	(19,110,630.36)	9,853.63	112,889.80
Jan-49	547,424.11	(24,086,660.77)	(122,743.43)	5,400,711.08	(18,685,949.69)	9,853.63	112,889.80
Feb-49	547,424.11	(23,539,236.66)	(122,743.43)	5,277,967.64	(18,261,269.01)	9,853.63	112,889.80
Mar-49	547,424.11	(22,991,812.55)	(122,743.43)	5,155,224.21	(17,836,588.34)	9,853.63	112,889.80
Apr-49	547,424.11	(22,444,388.44)	(122,743.43)	5,032,480.78	(17,411,907.67)	9,853.63	112,889.80
May-49	547,424.11	(21,896,964.33)	(122,743.43)	4,909,737.34	(16,987,226.99)	9,853.63	112,889.80
Jun-49	547,424.11	(21,349,540.23)	(122,743.43)	4,786,993.91	(16,562,546.32)	9,853.63	112,889.80
Jul-49	547,424.11	(20,802,116.12)	(122,743.43)	4,664,250.48	(16,137,865.64)	9,853.63	112,889.80
Aug-49	547,424.11	(20,254,692.01)	(122,743.43)	4,541,507.04	(15,713,184.97)	9,853.63	112,889.80
Sep-49	547,424.11	(19,707,267.90)	(122,743.43)	4,418,763.61	(15,288,504.29)	9,853.63	112,889.80
Oct-49	547,424.11	(19,159,843.79)	(122,743.43)	4,296,020.17	(14,863,823.62)	9,853.63	112,889.80
Nov-49	547,424.11	(18,612,419.68)	(122,743.43)	4,173,276.74	(14,439,142.94)	9,853.63	112,889.80
Dec-49	547,424.11	(18,064,995.58)	(122,743.43)	4,050,533.31	(14,014,462.27)	9,853.63	112,889.80
Jan-50	547,424.11	(17,517,571.47)	(122,743.43)	3,927,789.87	(13,589,781.59)	9,853.63	112,889.80
Feb-50	547,424.11	(16,970,147.36)	(122,743.43)	3,805,046.44	(13,165,100.92)	9,853.63	112,889.80
Mar-50	547,424.11	(16,422,723.25)	(122,743.43)	3,682,303.01	(12,740,420.24)	9,853.63	112,889.80
Apr-50	547,424.11	(15,875,299.14)	(122,743.43)	3,559,559.57	(12,315,739.57)	9,853.63	112,889.80
May-50	547,424.11	(15,327,875.03)	(122,743.43)	3,436,816.14	(11,891,058.89)	9,853.63	112,889.80
Jun-50	547,424.11	(14,780,450.93)	(122,743.43)	3,314,072.71	(11,466,378.22)	9,853.63	112,889.80
Jul-50	547,424.11	(14,233,026.82)	(122,743.43)	3,191,329.27	(11,041,697.54)	9,853.63	112,889.80
Aug-50	547,424.11	(13,685,602.71)	(122,743.43)	3,068,585.84	(10,617,016.87)	9,853.63	112,889.80
Sep-50	547,424.11	(13,138,178.60)	(122,743.43)	2,945,842.41	(10,192,336.19)	9,853.63	112,889.80
Oct-50	547,424.11	(12,590,754.49)	(122,743.43)	2,823,098.97	(9,767,655.52)	9,853.63	112,889.80
Nov-50	547,424.11	(12,043,330.38)	(122,743.43)	2,700,355.54	(9,342,974.84)	9,853.63	112,889.80
Dec-50	547,424.11	(11,495,906.28)	(122,743.43)	2,577,612.10	(8,918,294.17)	9,853.63	112,889.80
Jan-51	547,424.11	(10,948,482.17)	(122,743.43)	2,454,868.67	(8,493,613.50)	9,853.63	112,889.80
Feb-51	547,424.11	(10,401,058.06)	(122,743.43)	2,332,125.24	(8,068,932.82)	9,853.63	112,889.80
Mar-51	547,424.11	(9,853,633.95)	(122,743.43)	2,209,381.80	(7,644,252.15)	9,853.63	112,889.80
Apr-51	547,424.11	(9,306,209.84)	(122,743.43)	2,086,638.37	(7,219,571.47)	9,853.63	112,889.80
May-51	547,424.11	(8,758,785.73)	(122,743.43)	1,963,894.94	(6,794,890.80)	9,853.63	112,889.80
Jun-51	547,424.11	(8,211,361.63)	(122,743.43)	1,841,151.50	(6,370,210.12)	9,853.63	112,889.80
Jul-51	547,424.11	(7,663,937.52)	(122,743.43)	1,718,408.07	(5,945,529.45)	9,853.63	112,889.80
Aug-51	547,424.11	(7,116,513.41)	(122,743.43)	1,595,664.64	(5,520,848.77)	9,853.63	112,889.80
Sep-51	547,424.11	(6,569,089.30)	(122,743.43)	1,472,921.20	(5,096,168.10)	9,853.63	112,889.80
Oct-51	547,424.11	(6,021,665.19)	(122,743.43)	1,350,177.77	(4,671,487.42)	9,853.63	112,889.80

Nov-51	547,424.11	(5,474,241.08)	(122,743.43)	1,227,434.34	(4,246,806.75)	9,853.63	112,889.80
Dec-51	547,424.11	(4,926,816.98)	(122,743.43)	1,104,690.90	(3,822,126.07)	9,853.63	112,889.80
Jan-52	547,424.11	(4,379,392.87)	(122,743.43)	981,947.47	(3,397,445.40)	9,853.63	112,889.80
Feb-52	547,424.11	(3,831,968.76)	(122,743.43)	859,204.03	(2,972,764.72)	9,853.63	112,889.80
Mar-52	547,424.11	(3,284,544.65)	(122,743.43)	736,460.60	(2,548,084.05)	9,853.63	112,889.80
Apr-52	547,424.11	(2,737,120.54)	(122,743.43)	613,717.17	(2,123,403.37)	9,853.63	112,889.80
May-52	547,424.11	(2,189,696.43)	(122,743.43)	490,973.73	(1,698,722.70)	9,853.63	112,889.80
Jun-52	547,424.11	(1,642,272.33)	(122,743.43)	368,230.30	(1,274,042.02)	9,853.63	112,889.80
Jul-52	547,424.11	(1,094,848.22)	(122,743.43)	245,486.87	(849,361.35)	9,853.63	112,889.80
Aug-52	547,424.11	(547,424.11)	(122,743.43)	122,743.43	(424,680.67)	9,853.63	112,889.80
Sep-52	547,424.11	(0.00)	(122,743.43)	0.00	(0.00)	9,853.63	112,889.80

Amortization Schedule
GL# 010.0000.2150.20116.002000
OCT23 - SEP53

	(Gain) Loss	Years	Annual Amort		5.90% $400MM due 2033	6.20% $500MM due 2053	
					10	20	
					Amort	Amort	Total to Amort
					Oct 2023-Sep2033	Oct 2033-Sep2053	Oct 2023-Sep 2053
BofA 6/18/21 30Y - 1.885 $75	$ (28,749,794)	30.00	(958,326.47)		(9,583,264.67)	(19,166,529.33)	(28,749,794.00)
Mizuho 7/19/21 10Y - 1.5400 $225	$ (51,287,153)	10.00	(5,128,715.30)		(51,287,153.00)		(51,287,153.00)
Mizuho 7/19/21 30Y - 1.6500 $150	$ (63,244,704)	30.00	(2,108,156.80)		(21,081,568.00)	(42,163,136.00)	(63,244,704.00)
JPM 3/13/23 30Y - 2.835 $75	$ (13,045,193)	30.00	(434,839.77)		(4,348,397.67)	(8,696,795.33)	(13,045,193.00)
US Bank 3/13/23 10Y - 3.127 $75	$ (6,047,863)	10.00	(604,786.30)		(6,047,863.00)		(6,047,863.00)
Mizuho 4/13/23 10Y - 3.035 $100	$ (8,770,035)	10.00	(877,003.50)		(8,770,035.00)		(8,770,035.00)
					(101,118,281.33)	(70,026,460.67)	(171,144,742.00)
				# months to Amort	120.00	240.00	
Total	(171,144,742.00)		(10,111,828.13)				
	Net gain						

1740	27347	Miscellaneous current and accrued asset short term gain
1860	27347	Miscellaneous deferred debits long term gain
2420	27347	Miscellaneous current and accrued liabilit short term loss
2530	27347	Other deferred credits long term loss

spread over the life of the new debt
to make things easier, we will book a full
month in oct instead of a half month
since debt issue was technically
10/XX/23 to 10/XX/53
so the tlock will finish amortizing at end of sep53
and not mid oct53
Settled swaps

				DR (CR)	DR (CR)
LT Int Exp	**Monthly Amort**			**(842,652.34)**	**(291,776.92)**
2830.xxxxx	**Def State Tax**	1.80%		**15,167.74**	**(5,251.98)**
2830.xxxxx	**Def Fed Tax**	20.62%		**173,771.77**	**(60,170.24)**
		22.42%			

new rate @ 06/30/20	
Def State Tax	1.80%
Def Fed Tax	20.62%
	22.42%

		2150.20116 Amort DR (CR)	**2150.20116** Settled Swap DR (CR)	**2150.20116** Def Tax Adj DR (CR)	**2150.20116** Def Taxes DR (CR)	**Net OCI** **2150.20116** Net of Tax	**Def State Tax** 1.80% **2830.28206** Adjustment DR (CR)	**Def Fed Tax** 20.62% **2830.28201** Adjustment DR (CR)	22.42%
on the books already	Sep-23		(171,144,742.00)		38,374,074.05	(132,770,667.95)	-	-	
amort starts in oct	Oct-23	842,652.34	(170,302,089.66)	(188,939.51)	38,185,134.54	(132,116,955.11)	15,167.74	173,771.77	
	Nov-23	842,652.34	(169,459,437.31)	(188,939.51)	37,996,195.03	(131,463,242.28)	15,167.74	173,771.77	
	Dec-23	842,652.34	(168,616,784.97)	(188,939.51)	37,807,255.53	(130,809,529.44)	15,167.74	173,771.77	
	Jan-24	842,652.34	(167,774,132.62)	(188,939.51)	37,618,316.02	(130,155,816.61)	15,167.74	173,771.77	
	Feb-24	842,652.34	(166,931,480.28)	(188,939.51)	37,429,376.51	(129,502,103.77)	15,167.74	173,771.77	
	Mar-24	842,652.34	(166,088,827.93)	(188,939.51)	37,240,437.00	(128,848,390.93)	15,167.74	173,771.77	
	Apr-24	842,652.34	(165,246,175.59)	(188,939.51)	37,051,497.49	(128,194,678.10)	15,167.74	173,771.77	
	May-24	842,652.34	(164,403,523.24)	(188,939.51)	36,862,557.98	(127,540,965.26)	15,167.74	173,771.77	
	Jun-24	842,652.34	(163,560,870.90)	(188,939.51)	36,673,618.47	(126,887,252.43)	15,167.74	173,771.77	
	Jul-24	842,652.34	(162,718,218.56)	(188,939.51)	36,484,678.96	(126,233,539.59)	15,167.74	173,771.77	
	Aug-24	842,652.34	(161,875,566.21)	(188,939.51)	36,295,739.46	(125,579,826.76)	15,167.74	173,771.77	
	Sep-24	842,652.34	(161,032,913.87)	(188,939.51)	36,106,799.95	(124,926,113.92)	15,167.74	173,771.77	
	Oct-24	842,652.34	(160,190,261.52)	(188,939.51)	35,917,860.44	(124,272,401.08)	15,167.74	173,771.77	
	Nov-24	842,652.34	(159,347,609.18)	(188,939.51)	35,728,920.93	(123,618,688.25)	15,167.74	173,771.77	
	Dec-24	842,652.34	(158,504,956.83)	(188,939.51)	35,539,981.42	(122,964,975.41)	15,167.74	173,771.77	
	Jan-25	842,652.34	(157,662,304.49)	(188,939.51)	35,351,041.91	(122,311,262.58)	15,167.74	173,771.77	
	Feb-25	842,652.34	(156,819,652.14)	(188,939.51)	35,162,102.40	(121,657,549.74)	15,167.74	173,771.77	
	Mar-25	842,652.34	(155,976,999.80)	(188,939.51)	34,973,162.90	(121,003,836.90)	15,167.74	173,771.77	
	Apr-25	842,652.34	(155,134,347.46)	(188,939.51)	34,784,223.39	(120,350,124.07)	15,167.74	173,771.77	
	May-25	842,652.34	(154,291,695.11)	(188,939.51)	34,595,283.88	(119,696,411.23)	15,167.74	173,771.77	
	Jun-25	842,652.34	(153,449,042.77)	(188,939.51)	34,406,344.37	(119,042,698.40)	15,167.74	173,771.77	
	Jul-25	842,652.34	(152,606,390.42)	(188,939.51)	34,217,404.86	(118,388,985.56)	15,167.74	173,771.77	
	Aug-25	842,652.34	(151,763,738.08)	(188,939.51)	34,028,465.35	(117,735,272.73)	15,167.74	173,771.77	
	Sep-25	842,652.34	(150,921,085.73)	(188,939.51)	33,839,525.84	(117,081,559.89)	15,167.74	173,771.77	
	Oct-25	842,652.34	(150,078,433.39)	(188,939.51)	33,650,586.33	(116,427,847.05)	15,167.74	173,771.77	
	Nov-25	842,652.34	(149,235,781.04)	(188,939.51)	33,461,646.83	(115,774,134.22)	15,167.74	173,771.77	
	Dec-25	842,652.34	(148,393,128.70)	(188,939.51)	33,272,707.32	(115,120,421.38)	15,167.74	173,771.77	
	Jan-26	842,652.34	(147,550,476.36)	(188,939.51)	33,083,767.81	(114,466,708.55)	15,167.74	173,771.77	
	Feb-26	842,652.34	(146,707,824.01)	(188,939.51)	32,894,828.30	(113,812,995.71)	15,167.74	173,771.77	
	Mar-26	842,652.34	(145,865,171.67)	(188,939.51)	32,705,888.79	(113,159,282.88)	15,167.74	173,771.77	
	Apr-26	842,652.34	(145,022,519.32)	(188,939.51)	32,516,949.28	(112,505,570.04)	15,167.74	173,771.77	
	May-26	842,652.34	(144,179,866.98)	(188,939.51)	32,328,009.77	(111,851,857.20)	15,167.74	173,771.77	
	Jun-26	842,652.34	(143,337,214.63)	(188,939.51)	32,139,070.27	(111,198,144.37)	15,167.74	173,771.77	
	Jul-26	842,652.34	(142,494,562.29)	(188,939.51)	31,950,130.76	(110,544,431.53)	15,167.74	173,771.77	
	Aug-26	842,652.34	(141,651,909.94)	(188,939.51)	31,761,191.25	(109,890,718.70)	15,167.74	173,771.77	
	Sep-26	842,652.34	(140,809,257.60)	(188,939.51)	31,572,251.74	(109,237,005.86)	15,167.74	173,771.77	
	Oct-26	842,652.34	(139,966,605.26)	(188,939.51)	31,383,312.23	(108,583,293.03)	15,167.74	173,771.77	
	Nov-26	842,652.34	(139,123,952.91)	(188,939.51)	31,194,372.72	(107,929,580.19)	15,167.74	173,771.77	
	Dec-26	842,652.34	(138,281,300.57)	(188,939.51)	31,005,433.21	(107,275,867.35)	15,167.74	173,771.77	
	Jan-27	842,652.34	(137,438,648.22)	(188,939.51)	30,816,493.70	(106,622,154.52)	15,167.74	173,771.77	
	Feb-27	842,652.34	(136,595,995.88)	(188,939.51)	30,627,554.20	(105,968,441.68)	15,167.74	173,771.77	
	Mar-27	842,652.34	(135,753,343.53)	(188,939.51)	30,438,614.69	(105,314,728.85)	15,167.74	173,771.77	
	Apr-27	842,652.34	(134,910,691.19)	(188,939.51)	30,249,675.18	(104,661,016.01)	15,167.74	173,771.77	
	May-27	842,652.34	(134,068,038.84)	(188,939.51)	30,060,735.67	(104,007,303.17)	15,167.74	173,771.77	
	Jun-27	842,652.34	(133,225,386.50)	(188,939.51)	29,871,796.16	(103,353,590.34)	15,167.74	173,771.77	
	Jul-27	842,652.34	(132,382,734.16)	(188,939.51)	29,682,856.65	(102,699,877.50)	15,167.74	173,771.77	
	Aug-27	842,652.34	(131,540,081.81)	(188,939.51)	29,493,917.14	(102,046,164.67)	15,167.74	173,771.77	
	Sep-27	842,652.34	(130,697,429.47)	(188,939.51)	29,304,977.64	(101,392,451.83)	15,167.74	173,771.77	
	Oct-27	842,652.34	(129,854,777.12)	(188,939.51)	29,116,038.13	(100,738,739.00)	15,167.74	173,771.77	
	Nov-27	842,652.34	(129,012,124.78)	(188,939.51)	28,927,098.62	(100,085,026.16)	15,167.74	173,771.77	
	Dec-27	842,652.34	(128,169,472.43)	(188,939.51)	28,738,159.11	(99,431,313.32)	15,167.74	173,771.77	
	Jan-28	842,652.34	(127,326,820.09)	(188,939.51)	28,549,219.60	(98,777,600.49)	15,167.74	173,771.77	
	Feb-28	842,652.34	(126,484,167.74)	(188,939.51)	28,360,280.09	(98,123,887.65)	15,167.74	173,771.77	
	Mar-28	842,652.34	(125,641,515.40)	(188,939.51)	28,171,340.58	(97,470,174.82)	15,167.74	173,771.77	
	Apr-28	842,652.34	(124,798,863.06)	(188,939.51)	27,982,401.07	(96,816,461.98)	15,167.74	173,771.77	
	May-28	842,652.34	(123,956,210.71)	(188,939.51)	27,793,461.57	(96,162,749.15)	15,167.74	173,771.77	
	Jun-28	842,652.34	(123,113,558.37)	(188,939.51)	27,604,522.06	(95,509,036.31)	15,167.74	173,771.77	
	Jul-28	842,652.34	(122,270,906.02)	(188,939.51)	27,415,582.55	(94,855,323.47)	15,167.74	173,771.77	
	Aug-28	842,652.34	(121,428,253.68)	(188,939.51)	27,226,643.04	(94,201,610.64)	15,167.74	173,771.77	
	Sep-28	842,652.34	(120,585,601.33)	(188,939.51)	27,037,703.53	(93,547,897.80)	15,167.74	173,771.77	
	Oct-28	842,652.34	(119,742,948.99)	(188,939.51)	26,848,764.02	(92,894,184.97)	15,167.74	173,771.77	
	Nov-28	842,652.34	(118,900,296.64)	(188,939.51)	26,659,824.51	(92,240,472.13)	15,167.74	173,771.77	
	Dec-28	842,652.34	(118,057,644.30)	(188,939.51)	26,470,885.00	(91,586,759.30)	15,167.74	173,771.77	

Amortization Schedule
GL# 010.0000.2150.20116.002000
OCT23 - SEP53

	(Gain) Loss	Years	Annual Amort		5.90% $400MM due 2033	6.20% $500MM due 2053	
					10	20	
					Amort	Amort	Total to Amort
					Oct 2023-Sep2033	Oct 2033-Sep2053	Oct 2023-Sep 2053
BofA 6/18/21 30Y - 1.885 $75	$ (28,749,794)	30.00	(958,326.47)		(9,583,264.67)	(19,166,529.33)	(28,749,794.00)
Mizuho 7/19/21 10Y - 1.5400 $225	$ (51,287,153)	10.00	(5,128,715.30)		(51,287,153.00)		(51,287,153.00)
Mizuho 7/19/21 30Y - 1.6500 $150	$ (63,244,704)	30.00	(2,108,156.80)		(21,081,568.00)	(42,163,136.00)	(63,244,704.00)
JPM 3/13/23 30Y - 2.835 $75	$ (13,045,193)	30.00	(434,839.77)		(4,348,397.67)	(8,696,795.33)	(13,045,193.00)
US Bank 3/13/23 10Y - 3.127 $75	$ (6,047,863)	10.00	(604,786.30)		(6,047,863.00)		(6,047,863.00)
Mizuho 4/13/23 10Y - 3.035 $100	$ (8,770,035)	10.00	(877,003.50)		(8,770,035.00)		(8,770,035.00)
					(101,118,281.33)	(70,026,460.67)	(171,144,742.00)
				# months to Amort	120.00	240.00	
Total	(171,144,742.00)		(10,111,828.13)				
	Net gain						

1740	27347	Miscellaneous current and accrued asset short term gain
1860	27347	Miscellaneous deferred debits long term gain
2420	27347	Miscellaneous current and accrued liabilit short term loss
2530	27347	Other deferred credits long term loss

spread over the life of the new debt
to make things easier, we will book a full
month in oct instead of a half month
since debt issue was technically
10/XX/23 to 10/XX/53
so the tlock will finish amortizing at end of sep53
and not mid oct53
Settled swaps

				DR (CR)	DR (CR)
LT Int Exp	**Monthly Amort**			**(842,652.34)**	**(291,776.92)**
2830.xxxxx	**Def State Tax**	1.80%		**15,167.74**	**(5,251.98)**
2830.xxxxx	**Def Fed Tax**	20.62%		**173,771.77**	**(60,170.24)**
		22.42%			

new rate @ 06/30/20	
Def State Tax	1.80%
Def Fed Tax	20.62%
	22.42%

					Net OCI	**Def State Tax**	**Def Fed Tax**
						1.80%	20.62% 22.42%
	2150.20116	**2150.20116**	**2150.20116**	**2150.20116**	**2150.20116**	**2830.28206**	**2830.28201**
	Amort	Settled Swap	Def Tax Adj	Def Taxes	Net of Tax	Adjustment	Adjustment
	DR (CR)	DR (CR)	DR (CR)	DR (CR)		DR (CR)	DR (CR)
Jan-29	842,652.34	(117,214,991.96)	(188,939.51)	26,281,945.50	(90,933,046.46)	15,167.74	173,771.77
Feb-29	842,652.34	(116,372,339.61)	(188,939.51)	26,093,005.99	(90,279,333.62)	15,167.74	173,771.77
Mar-29	842,652.34	(115,529,687.27)	(188,939.51)	25,904,066.48	(89,625,620.79)	15,167.74	173,771.77
Apr-29	842,652.34	(114,687,034.92)	(188,939.51)	25,715,126.97	(88,971,907.95)	15,167.74	173,771.77
May-29	842,652.34	(113,844,382.58)	(188,939.51)	25,526,187.46	(88,318,195.12)	15,167.74	173,771.77
Jun-29	842,652.34	(113,001,730.23)	(188,939.51)	25,337,247.95	(87,664,482.28)	15,167.74	173,771.77
Jul-29	842,652.34	(112,159,077.89)	(188,939.51)	25,148,308.44	(87,010,769.44)	15,167.74	173,771.77
Aug-29	842,652.34	(111,316,425.54)	(188,939.51)	24,959,368.94	(86,357,056.61)	15,167.74	173,771.77
Sep-29	842,652.34	(110,473,773.20)	(188,939.51)	24,770,429.43	(85,703,343.77)	15,167.74	173,771.77
Oct-29	842,652.34	(109,631,120.86)	(188,939.51)	24,581,489.92	(85,049,630.94)	15,167.74	173,771.77
Nov-29	842,652.34	(108,788,468.51)	(188,939.51)	24,392,550.41	(84,395,918.10)	15,167.74	173,771.77
Dec-29	842,652.34	(107,945,816.17)	(188,939.51)	24,203,610.90	(83,742,205.27)	15,167.74	173,771.77
Jan-30	842,652.34	(107,103,163.82)	(188,939.51)	24,014,671.39	(83,088,492.43)	15,167.74	173,771.77
Feb-30	842,652.34	(106,260,511.48)	(188,939.51)	23,825,731.88	(82,434,779.59)	15,167.74	173,771.77
Mar-30	842,652.34	(105,417,859.13)	(188,939.51)	23,636,792.37	(81,781,066.76)	15,167.74	173,771.77
Apr-30	842,652.34	(104,575,206.79)	(188,939.51)	23,447,852.87	(81,127,353.92)	15,167.74	173,771.77
May-30	842,652.34	(103,732,554.44)	(188,939.51)	23,258,913.36	(80,473,641.09)	15,167.74	173,771.77
Jun-30	842,652.34	(102,889,902.10)	(188,939.51)	23,069,973.85	(79,819,928.25)	15,167.74	173,771.77
Jul-30	842,652.34	(102,047,249.76)	(188,939.51)	22,881,034.34	(79,166,215.42)	15,167.74	173,771.77
Aug-30	842,652.34	(101,204,597.41)	(188,939.51)	22,692,094.83	(78,512,502.58)	15,167.74	173,771.77
Sep-30	842,652.34	(100,361,945.07)	(188,939.51)	22,503,155.32	(77,858,789.74)	15,167.74	173,771.77
Oct-30	842,652.34	(99,519,292.72)	(188,939.51)	22,314,215.81	(77,205,076.91)	15,167.74	173,771.77
Nov-30	842,652.34	(98,676,640.38)	(188,939.51)	22,125,276.31	(76,551,364.07)	15,167.74	173,771.77
Dec-30	842,652.34	(97,833,988.03)	(188,939.51)	21,936,336.80	(75,897,651.24)	15,167.74	173,771.77
Jan-31	842,652.34	(96,991,335.69)	(188,939.51)	21,747,397.29	(75,243,938.40)	15,167.74	173,771.77
Feb-31	842,652.34	(96,148,683.34)	(188,939.51)	21,558,457.78	(74,590,225.56)	15,167.74	173,771.77
Mar-31	842,652.34	(95,306,031.00)	(188,939.51)	21,369,518.27	(73,936,512.73)	15,167.74	173,771.77
Apr-31	842,652.34	(94,463,378.66)	(188,939.51)	21,180,578.76	(73,282,799.89)	15,167.74	173,771.77
May-31	842,652.34	(93,620,726.31)	(188,939.51)	20,991,639.25	(72,629,087.06)	15,167.74	173,771.77
Jun-31	842,652.34	(92,778,073.97)	(188,939.51)	20,802,699.74	(71,975,374.22)	15,167.74	173,771.77
Jul-31	842,652.34	(91,935,421.62)	(188,939.51)	20,613,760.24	(71,321,661.39)	15,167.74	173,771.77
Aug-31	842,652.34	(91,092,769.28)	(188,939.51)	20,424,820.73	(70,667,948.55)	15,167.74	173,771.77
Sep-31	842,652.34	(90,250,116.93)	(188,939.51)	20,235,881.22	(70,014,235.71)	15,167.74	173,771.77
Oct-31	842,652.34	(89,407,464.59)	(188,939.51)	20,046,941.71	(69,360,522.88)	15,167.74	173,771.77
Nov-31	842,652.34	(88,564,812.24)	(188,939.51)	19,858,002.20	(68,706,810.04)	15,167.74	173,771.77
Dec-31	842,652.34	(87,722,159.90)	(188,939.51)	19,669,062.69	(68,053,097.21)	15,167.74	173,771.77
Jan-32	842,652.34	(86,879,507.56)	(188,939.51)	19,480,123.18	(67,399,384.37)	15,167.74	173,771.77
Feb-32	842,652.34	(86,036,855.21)	(188,939.51)	19,291,183.68	(66,745,671.54)	15,167.74	173,771.77
Mar-32	842,652.34	(85,194,202.87)	(188,939.51)	19,102,244.17	(66,091,958.70)	15,167.74	173,771.77
Apr-32	842,652.34	(84,351,550.52)	(188,939.51)	18,913,304.66	(65,438,245.86)	15,167.74	173,771.77
May-32	842,652.34	(83,508,898.18)	(188,939.51)	18,724,365.15	(64,784,533.03)	15,167.74	173,771.77
Jun-32	842,652.34	(82,666,245.83)	(188,939.51)	18,535,425.64	(64,130,820.19)	15,167.74	173,771.77
Jul-32	842,652.34	(81,823,593.49)	(188,939.51)	18,346,486.13	(63,477,107.36)	15,167.74	173,771.77
Aug-32	842,652.34	(80,980,941.14)	(188,939.51)	18,157,546.62	(62,823,394.52)	15,167.74	173,771.77
Sep-32	842,652.34	(80,138,288.80)	(188,939.51)	17,968,607.11	(62,169,681.69)	15,167.74	173,771.77
Oct-32	842,652.34	(79,295,636.46)	(188,939.51)	17,779,667.61	(61,515,968.85)	15,167.74	173,771.77
Nov-32	842,652.34	(78,452,984.11)	(188,939.51)	17,590,728.10	(60,862,256.01)	15,167.74	173,771.77
Dec-32	842,652.34	(77,610,331.77)	(188,939.51)	17,401,788.59	(60,208,543.18)	15,167.74	173,771.77
Jan-33	842,652.34	(76,767,679.42)	(188,939.51)	17,212,849.08	(59,554,830.34)	15,167.74	173,771.77
Feb-33	842,652.34	(75,925,027.08)	(188,939.51)	17,023,909.57	(58,901,117.51)	15,167.74	173,771.77
Mar-33	842,652.34	(75,082,374.73)	(188,939.51)	16,834,970.06	(58,247,404.67)	15,167.74	173,771.77
Apr-33	842,652.34	(74,239,722.39)	(188,939.51)	16,646,030.55	(57,593,691.83)	15,167.74	173,771.77
May-33	842,652.34	(73,397,070.04)	(188,939.51)	16,457,091.05	(56,939,979.00)	15,167.74	173,771.77
Jun-33	842,652.34	(72,554,417.70)	(188,939.51)	16,268,151.54	(56,286,266.16)	15,167.74	173,771.77
Jul-33	842,652.34	(71,711,765.36)	(188,939.51)	16,079,212.03	(55,632,553.33)	15,167.74	173,771.77
Aug-33	842,652.34	(70,869,113.01)	(188,939.51)	15,890,272.52	(54,978,840.49)	15,167.74	173,771.77
Sep-33	842,652.34	(70,026,460.67)	(188,939.51)	15,701,333.01	(54,325,127.66)	15,167.74	173,771.77
Oct-33	291,776.92	(69,734,683.75)	(65,422.22)	15,635,910.79	(54,098,772.96)	5,251.98	60,170.24
Nov-33	291,776.92	(69,442,906.83)	(65,422.22)	15,570,488.57	(53,872,418.26)	5,251.98	60,170.24
Dec-33	291,776.92	(69,151,129.91)	(65,422.22)	15,505,066.35	(53,646,063.56)	5,251.98	60,170.24
Jan-34	291,776.92	(68,859,352.99)	(65,422.22)	15,439,644.13	(53,419,708.86)	5,251.98	60,170.24
Feb-34	291,776.92	(68,567,576.07)	(65,422.22)	15,374,221.91	(53,193,354.16)	5,251.98	60,170.24
Mar-34	291,776.92	(68,275,799.15)	(65,422.22)	15,308,799.69	(52,966,999.46)	5,251.98	60,170.24
Apr-34	291,776.92	(67,984,022.23)	(65,422.22)	15,243,377.46	(52,740,644.77)	5,251.98	60,170.24

Amortization Schedule
GL# 010.0000.2150.20116.002000
OCT23 - SEP53

	(Gain) Loss	Years	Annual Amort		5.90% $400MM due 2033	6.20% $500MM due 2053	
					10	20	
					Amort	Amort	Total to Amort
					Oct 2023-Sep2033	Oct 2033-Sep2053	Oct 2023-Sep 2053
BofA 6/18/21 30Y - 1.885 $75	$ (28,749,794)	30.00	(958,326.47)		(9,583,264.67)	(19,166,529.33)	(28,749,794.00)
Mizuho 7/19/21 10Y - 1.5400 $225	$ (51,287,153)	10.00	(5,128,715.30)		(51,287,153.00)		(51,287,153.00)
Mizuho 7/19/21 30Y - 1.6500 $150	$ (63,244,704)	30.00	(2,108,156.80)		(21,081,568.00)	(42,163,136.00)	(63,244,704.00)
JPM 3/13/23 30Y - 2.835 $75	$ (13,045,193)	30.00	(434,839.77)		(4,348,397.67)	(8,696,795.33)	(13,045,193.00)
US Bank 3/13/23 10Y - 3.127 $75	$ (6,047,863)	10.00	(604,786.30)		(6,047,863.00)		(6,047,863.00)
Mizuho 4/13/23 10Y - 3.035 $100	$ (8,770,035)	10.00	(877,003.50)		(8,770,035.00)		(8,770,035.00)
					(101,118,281.33)	(70,026,460.67)	(171,144,742.00)
				# months to Amort	120.00	240.00	
Total	(171,144,742.00)		(10,111,828.13)				
	Net gain						

1740	27347	Miscellaneous current and accrued asset short term gain
1860	27347	Miscellaneous deferred debits long term gain
2420	27347	Miscellaneous current and accrued liabilit short term loss
2530	27347	Other deferred credits long term loss

spread over the life of the new debt
to make things easier, we will book a full
month in oct instead of a half month
since debt issue was technically
10/XX/23 to 10/XX/53
so the tlock will finish amortizing at end of sep53
and not mid oct53
Settled swaps

				DR (CR)	DR (CR)
LT Int Exp	**Monthly Amort**			**(842,652.34)**	**(291,776.92)**
2830.xxxxx	**Def State Tax**	1.80%		**15,167.74**	**(5,251.98)**
2830.xxxxx	**Def Fed Tax**	20.62%		**173,771.77**	**(60,170.24)**
		22.42%			

new rate @ 06/30/20

Def State Tax	1.80%
Def Fed Tax	20.62%
	22.42%

	2150.20116 Amort DR (CR)	**2150.20116** Settled Swap DR (CR)	**2150.20116** Def Tax Adj DR (CR)	**2150.20116** Def Taxes DR (CR)	**Net OCI** **2150.20116** Net of Tax	**Def State Tax** 1.80% **2830.28206** Adjustment DR (CR)	**Def Fed Tax** 20.62% **2830.28201** Adjustment DR (CR)	22.42%
May-34	291,776.92	(67,692,245.31)	(65,422.22)	15,177,955.24	(52,514,290.07)	5,251.98	60,170.24	
Jun-34	291,776.92	(67,400,468.39)	(65,422.22)	15,112,533.02	(52,287,935.37)	5,251.98	60,170.24	
Jul-34	291,776.92	(67,108,691.47)	(65,422.22)	15,047,110.80	(52,061,580.67)	5,251.98	60,170.24	
Aug-34	291,776.92	(66,816,914.55)	(65,422.22)	14,981,688.58	(51,835,225.97)	5,251.98	60,170.24	
Sep-34	291,776.92	(66,525,137.63)	(65,422.22)	14,916,266.36	(51,608,871.27)	5,251.98	60,170.24	
Oct-34	291,776.92	(66,233,360.71)	(65,422.22)	14,850,844.14	(51,382,516.57)	5,251.98	60,170.24	
Nov-34	291,776.92	(65,941,583.79)	(65,422.22)	14,785,421.92	(51,156,161.88)	5,251.98	60,170.24	
Dec-34	291,776.92	(65,649,806.88)	(65,422.22)	14,719,999.70	(50,929,807.18)	5,251.98	60,170.24	
Jan-35	291,776.92	(65,358,029.96)	(65,422.22)	14,654,577.48	(50,703,452.48)	5,251.98	60,170.24	
Feb-35	291,776.92	(65,066,253.04)	(65,422.22)	14,589,155.26	(50,477,097.78)	5,251.98	60,170.24	
Mar-35	291,776.92	(64,774,476.12)	(65,422.22)	14,523,733.03	(50,250,743.08)	5,251.98	60,170.24	
Apr-35	291,776.92	(64,482,699.20)	(65,422.22)	14,458,310.81	(50,024,388.38)	5,251.98	60,170.24	
May-35	291,776.92	(64,190,922.28)	(65,422.22)	14,392,888.59	(49,798,033.68)	5,251.98	60,170.24	
Jun-35	291,776.92	(63,899,145.36)	(65,422.22)	14,327,466.37	(49,571,678.99)	5,251.98	60,170.24	
Jul-35	291,776.92	(63,607,368.44)	(65,422.22)	14,262,044.15	(49,345,324.29)	5,251.98	60,170.24	
Aug-35	291,776.92	(63,315,591.52)	(65,422.22)	14,196,621.93	(49,118,969.59)	5,251.98	60,170.24	
Sep-35	291,776.92	(63,023,814.60)	(65,422.22)	14,131,199.71	(48,892,614.89)	5,251.98	60,170.24	
Oct-35	291,776.92	(62,732,037.68)	(65,422.22)	14,065,777.49	(48,666,260.19)	5,251.98	60,170.24	
Nov-35	291,776.92	(62,440,260.76)	(65,422.22)	14,000,355.27	(48,439,905.49)	5,251.98	60,170.24	
Dec-35	291,776.92	(62,148,483.84)	(65,422.22)	13,934,933.05	(48,213,550.79)	5,251.98	60,170.24	
Jan-36	291,776.92	(61,856,706.92)	(65,422.22)	13,869,510.83	(47,987,196.10)	5,251.98	60,170.24	
Feb-36	291,776.92	(61,564,930.00)	(65,422.22)	13,804,088.61	(47,760,841.40)	5,251.98	60,170.24	
Mar-36	291,776.92	(61,273,153.08)	(65,422.22)	13,738,666.38	(47,534,486.70)	5,251.98	60,170.24	
Apr-36	291,776.92	(60,981,376.16)	(65,422.22)	13,673,244.16	(47,308,132.00)	5,251.98	60,170.24	
May-36	291,776.92	(60,689,599.24)	(65,422.22)	13,607,821.94	(47,081,777.30)	5,251.98	60,170.24	
Jun-36	291,776.92	(60,397,822.33)	(65,422.22)	13,542,399.72	(46,855,422.60)	5,251.98	60,170.24	
Jul-36	291,776.92	(60,106,045.41)	(65,422.22)	13,476,977.50	(46,629,067.90)	5,251.98	60,170.24	
Aug-36	291,776.92	(59,814,268.49)	(65,422.22)	13,411,555.28	(46,402,713.21)	5,251.98	60,170.24	
Sep-36	291,776.92	(59,522,491.57)	(65,422.22)	13,346,133.06	(46,176,358.51)	5,251.98	60,170.24	
Oct-36	291,776.92	(59,230,714.65)	(65,422.22)	13,280,710.84	(45,950,003.81)	5,251.98	60,170.24	
Nov-36	291,776.92	(58,938,937.73)	(65,422.22)	13,215,288.62	(45,723,649.11)	5,251.98	60,170.24	
Dec-36	291,776.92	(58,647,160.81)	(65,422.22)	13,149,866.40	(45,497,294.41)	5,251.98	60,170.24	
Jan-37	291,776.92	(58,355,383.89)	(65,422.22)	13,084,444.18	(45,270,939.71)	5,251.98	60,170.24	
Feb-37	291,776.92	(58,063,606.97)	(65,422.22)	13,019,021.95	(45,044,585.01)	5,251.98	60,170.24	
Mar-37	291,776.92	(57,771,830.05)	(65,422.22)	12,953,599.73	(44,818,230.32)	5,251.98	60,170.24	
Apr-37	291,776.92	(57,480,053.13)	(65,422.22)	12,888,177.51	(44,591,875.62)	5,251.98	60,170.24	
May-37	291,776.92	(57,188,276.21)	(65,422.22)	12,822,755.29	(44,365,520.92)	5,251.98	60,170.24	
Jun-37	291,776.92	(56,896,499.29)	(65,422.22)	12,757,333.07	(44,139,166.22)	5,251.98	60,170.24	
Jul-37	291,776.92	(56,604,722.37)	(65,422.22)	12,691,910.85	(43,912,811.52)	5,251.98	60,170.24	
Aug-37	291,776.92	(56,312,945.45)	(65,422.22)	12,626,488.63	(43,686,456.82)	5,251.98	60,170.24	
Sep-37	291,776.92	(56,021,168.53)	(65,422.22)	12,561,066.41	(43,460,102.12)	5,251.98	60,170.24	
Oct-37	291,776.92	(55,729,391.61)	(65,422.22)	12,495,644.19	(43,233,747.43)	5,251.98	60,170.24	
Nov-37	291,776.92	(55,437,614.69)	(65,422.22)	12,430,221.97	(43,007,392.73)	5,251.98	60,170.24	
Dec-37	291,776.92	(55,145,837.78)	(65,422.22)	12,364,799.75	(42,781,038.03)	5,251.98	60,170.24	
Jan-38	291,776.92	(54,854,060.86)	(65,422.22)	12,299,377.53	(42,554,683.33)	5,251.98	60,170.24	
Feb-38	291,776.92	(54,562,283.94)	(65,422.22)	12,233,955.30	(42,328,328.63)	5,251.98	60,170.24	
Mar-38	291,776.92	(54,270,507.02)	(65,422.22)	12,168,533.08	(42,101,973.93)	5,251.98	60,170.24	
Apr-38	291,776.92	(53,978,730.10)	(65,422.22)	12,103,110.86	(41,875,619.23)	5,251.98	60,170.24	
May-38	291,776.92	(53,686,953.18)	(65,422.22)	12,037,688.64	(41,649,264.54)	5,251.98	60,170.24	
Jun-38	291,776.92	(53,395,176.26)	(65,422.22)	11,972,266.42	(41,422,909.84)	5,251.98	60,170.24	
Jul-38	291,776.92	(53,103,399.34)	(65,422.22)	11,906,844.20	(41,196,555.14)	5,251.98	60,170.24	
Aug-38	291,776.92	(52,811,622.42)	(65,422.22)	11,841,421.98	(40,970,200.44)	5,251.98	60,170.24	
Sep-38	291,776.92	(52,519,845.50)	(65,422.22)	11,775,999.76	(40,743,845.74)	5,251.98	60,170.24	
Oct-38	291,776.92	(52,228,068.58)	(65,422.22)	11,710,577.54	(40,517,491.04)	5,251.98	60,170.24	
Nov-38	291,776.92	(51,936,291.66)	(65,422.22)	11,645,155.32	(40,291,136.34)	5,251.98	60,170.24	
Dec-38	291,776.92	(51,644,514.74)	(65,422.22)	11,579,733.10	(40,064,781.65)	5,251.98	60,170.24	
Jan-39	291,776.92	(51,352,737.82)	(65,422.22)	11,514,310.87	(39,838,426.95)	5,251.98	60,170.24	
Feb-39	291,776.92	(51,060,960.90)	(65,422.22)	11,448,888.65	(39,612,072.25)	5,251.98	60,170.24	
Mar-39	291,776.92	(50,769,183.98)	(65,422.22)	11,383,466.43	(39,385,717.55)	5,251.98	60,170.24	
Apr-39	291,776.92	(50,477,407.06)	(65,422.22)	11,318,044.21	(39,159,362.85)	5,251.98	60,170.24	
May-39	291,776.92	(50,185,630.14)	(65,422.22)	11,252,621.99	(38,933,008.15)	5,251.98	60,170.24	
Jun-39	291,776.92	(49,893,853.23)	(65,422.22)	11,187,199.77	(38,706,653.45)	5,251.98	60,170.24	
Jul-39	291,776.92	(49,602,076.31)	(65,422.22)	11,121,777.55	(38,480,298.76)	5,251.98	60,170.24	
Aug-39	291,776.92	(49,310,299.39)	(65,422.22)	11,056,355.33	(38,253,944.06)	5,251.98	60,170.24	

Amortization Schedule
GL# 010.0000.2150.20116.002000
OCT23 - SEP53

	(Gain) Loss	Years	Annual Amort		5.90% $400MM due 2033	6.20% $500MM due 2053	
					10	20	
					Amort	Amort	Total to Amort
					Oct 2023-Sep2033	Oct 2033-Sep2053	Oct 2023-Sep 2053
BofA 6/18/21 30Y - 1.885 $75	$ (28,749,794)	30.00	(958,326.47)		(9,583,264.67)	(19,166,529.33)	(28,749,794.00)
Mizuho 7/19/21 10Y - 1.5400 $225	$ (51,287,153)	10.00	(5,128,715.30)		(51,287,153.00)		(51,287,153.00)
Mizuho 7/19/21 30Y - 1.6500 $150	$ (63,244,704)	30.00	(2,108,156.80)		(21,081,568.00)	(42,163,136.00)	(63,244,704.00)
JPM 3/13/23 30Y - 2.835 $75	$ (13,045,193)	30.00	(434,839.77)		(4,348,397.67)	(8,696,795.33)	(13,045,193.00)
US Bank 3/13/23 10Y - 3.127 $75	$ (6,047,863)	10.00	(604,786.30)		(6,047,863.00)		(6,047,863.00)
Mizuho 4/13/23 10Y - 3.035 $100	$ (8,770,035)	10.00	(877,003.50)		(8,770,035.00)		(8,770,035.00)
					(101,118,281.33)	(70,026,460.67)	(171,144,742.00)
				# months to Amort	120.00	240.00	
Total	(171,144,742.00)		(10,111,828.13)				
	Net gain						

1740	27347	Miscellaneous current and accrued asset short term gain
1860	27347	Miscellaneous deferred debits long term gain
2420	27347	Miscellaneous current and accrued liabilit short term loss
2530	27347	Other deferred credits long term loss

spread over the life of the new debt
to make things easier, we will book a full
month in oct instead of a half month
since debt issue was technically
10/XX/23 to 10/XX/53
so the tlock will finish amortizing at end of sep53
and not mid oct53
Settled swaps

				DR (CR)	DR (CR)
LT Int Exp	**Monthly Amort**			**(842,652.34)**	**(291,776.92)**
2830.xxxxx	**Def State Tax**	1.80%		**15,167.74**	**(5,251.98)**
2830.xxxxx	**Def Fed Tax**	20.62%		**173,771.77**	**(60,170.24)**
		22.42%			

new rate @ 06/30/20

Def State Tax	1.80%
Def Fed Tax	20.62%
	22.42%

					Net OCI	**Def State Tax**	**Def Fed Tax**	
						1.80%	20.62%	22.42%
	2150.20116	**2150.20116**	**2150.20116**	**2150.20116**	**2150.20116**	**2830.28206**	**2830.28201**	
	Amort	Settled Swap	Def Tax Adj	Def Taxes	Net of Tax	Adjustment	Adjustment	
	DR (CR)	DR (CR)	DR (CR)	DR (CR)		DR (CR)	DR (CR)	
Sep-39	291,776.92	(49,018,522.47)	(65,422.22)	10,990,933.11	(38,027,589.36)	5,251.98	60,170.24	
Oct-39	291,776.92	(48,726,745.55)	(65,422.22)	10,925,510.89	(37,801,234.66)	5,251.98	60,170.24	
Nov-39	291,776.92	(48,434,968.63)	(65,422.22)	10,860,088.67	(37,574,879.96)	5,251.98	60,170.24	
Dec-39	291,776.92	(48,143,191.71)	(65,422.22)	10,794,666.44	(37,348,525.26)	5,251.98	60,170.24	
Jan-40	291,776.92	(47,851,414.79)	(65,422.22)	10,729,244.22	(37,122,170.56)	5,251.98	60,170.24	
Feb-40	291,776.92	(47,559,637.87)	(65,422.22)	10,663,822.00	(36,895,815.87)	5,251.98	60,170.24	
Mar-40	291,776.92	(47,267,860.95)	(65,422.22)	10,598,399.78	(36,669,461.17)	5,251.98	60,170.24	
Apr-40	291,776.92	(46,976,084.03)	(65,422.22)	10,532,977.56	(36,443,106.47)	5,251.98	60,170.24	
May-40	291,776.92	(46,684,307.11)	(65,422.22)	10,467,555.34	(36,216,751.77)	5,251.98	60,170.24	
Jun-40	291,776.92	(46,392,530.19)	(65,422.22)	10,402,133.12	(35,990,397.07)	5,251.98	60,170.24	
Jul-40	291,776.92	(46,100,753.27)	(65,422.22)	10,336,710.90	(35,764,042.37)	5,251.98	60,170.24	
Aug-40	291,776.92	(45,808,976.35)	(65,422.22)	10,271,288.68	(35,537,687.67)	5,251.98	60,170.24	
Sep-40	291,776.92	(45,517,199.43)	(65,422.22)	10,205,866.46	(35,311,332.98)	5,251.98	60,170.24	
Oct-40	291,776.92	(45,225,422.51)	(65,422.22)	10,140,444.24	(35,084,978.28)	5,251.98	60,170.24	
Nov-40	291,776.92	(44,933,645.59)	(65,422.22)	10,075,022.02	(34,858,623.58)	5,251.98	60,170.24	
Dec-40	291,776.92	(44,641,868.68)	(65,422.22)	10,009,599.79	(34,632,268.88)	5,251.98	60,170.24	
Jan-41	291,776.92	(44,350,091.76)	(65,422.22)	9,944,177.57	(34,405,914.18)	5,251.98	60,170.24	
Feb-41	291,776.92	(44,058,314.84)	(65,422.22)	9,878,755.35	(34,179,559.48)	5,251.98	60,170.24	
Mar-41	291,776.92	(43,766,537.92)	(65,422.22)	9,813,333.13	(33,953,204.78)	5,251.98	60,170.24	
Apr-41	291,776.92	(43,474,761.00)	(65,422.22)	9,747,910.91	(33,726,850.09)	5,251.98	60,170.24	
May-41	291,776.92	(43,182,984.08)	(65,422.22)	9,682,488.69	(33,500,495.39)	5,251.98	60,170.24	
Jun-41	291,776.92	(42,891,207.16)	(65,422.22)	9,617,066.47	(33,274,140.69)	5,251.98	60,170.24	
Jul-41	291,776.92	(42,599,430.24)	(65,422.22)	9,551,644.25	(33,047,785.99)	5,251.98	60,170.24	
Aug-41	291,776.92	(42,307,653.32)	(65,422.22)	9,486,222.03	(32,821,431.29)	5,251.98	60,170.24	
Sep-41	291,776.92	(42,015,876.40)	(65,422.22)	9,420,799.81	(32,595,076.59)	5,251.98	60,170.24	
Oct-41	291,776.92	(41,724,099.48)	(65,422.22)	9,355,377.59	(32,368,721.90)	5,251.98	60,170.24	
Nov-41	291,776.92	(41,432,322.56)	(65,422.22)	9,289,955.36	(32,142,367.20)	5,251.98	60,170.24	
Dec-41	291,776.92	(41,140,545.64)	(65,422.22)	9,224,533.14	(31,916,012.50)	5,251.98	60,170.24	
Jan-42	291,776.92	(40,848,768.72)	(65,422.22)	9,159,110.92	(31,689,657.80)	5,251.98	60,170.24	
Feb-42	291,776.92	(40,556,991.80)	(65,422.22)	9,093,688.70	(31,463,303.10)	5,251.98	60,170.24	
Mar-42	291,776.92	(40,265,214.88)	(65,422.22)	9,028,266.48	(31,236,948.40)	5,251.98	60,170.24	
Apr-42	291,776.92	(39,973,437.96)	(65,422.22)	8,962,844.26	(31,010,593.70)	5,251.98	60,170.24	
May-42	291,776.92	(39,681,661.04)	(65,422.22)	8,897,422.04	(30,784,239.01)	5,251.98	60,170.24	
Jun-42	291,776.92	(39,389,884.13)	(65,422.22)	8,831,999.82	(30,557,884.31)	5,251.98	60,170.24	
Jul-42	291,776.92	(39,098,107.21)	(65,422.22)	8,766,577.60	(30,331,529.61)	5,251.98	60,170.24	
Aug-42	291,776.92	(38,806,330.29)	(65,422.22)	8,701,155.38	(30,105,174.91)	5,251.98	60,170.24	
Sep-42	291,776.92	(38,514,553.37)	(65,422.22)	8,635,733.16	(29,878,820.21)	5,251.98	60,170.24	
Oct-42	291,776.92	(38,222,776.45)	(65,422.22)	8,570,310.93	(29,652,465.51)	5,251.98	60,170.24	
Nov-42	291,776.92	(37,930,999.53)	(65,422.22)	8,504,888.71	(29,426,110.81)	5,251.98	60,170.24	
Dec-42	291,776.92	(37,639,222.61)	(65,422.22)	8,439,466.49	(29,199,756.12)	5,251.98	60,170.24	
Jan-43	291,776.92	(37,347,445.69)	(65,422.22)	8,374,044.27	(28,973,401.42)	5,251.98	60,170.24	
Feb-43	291,776.92	(37,055,668.77)	(65,422.22)	8,308,622.05	(28,747,046.72)	5,251.98	60,170.24	
Mar-43	291,776.92	(36,763,891.85)	(65,422.22)	8,243,199.83	(28,520,692.02)	5,251.98	60,170.24	
Apr-43	291,776.92	(36,472,114.93)	(65,422.22)	8,177,777.61	(28,294,337.32)	5,251.98	60,170.24	
May-43	291,776.92	(36,180,338.01)	(65,422.22)	8,112,355.39	(28,067,982.62)	5,251.98	60,170.24	
Jun-43	291,776.92	(35,888,561.09)	(65,422.22)	8,046,933.17	(27,841,627.92)	5,251.98	60,170.24	
Jul-43	291,776.92	(35,596,784.17)	(65,422.22)	7,981,510.95	(27,615,273.23)	5,251.98	60,170.24	
Aug-43	291,776.92	(35,305,007.25)	(65,422.22)	7,916,088.73	(27,388,918.53)	5,251.98	60,170.24	
Sep-43	291,776.92	(35,013,230.33)	(65,422.22)	7,850,666.51	(27,162,563.83)	5,251.98	60,170.24	
Oct-43	291,776.92	(34,721,453.41)	(65,422.22)	7,785,244.28	(26,936,209.13)	5,251.98	60,170.24	
Nov-43	291,776.92	(34,429,676.49)	(65,422.22)	7,719,822.06	(26,709,854.43)	5,251.98	60,170.24	
Dec-43	291,776.92	(34,137,899.58)	(65,422.22)	7,654,399.84	(26,483,499.73)	5,251.98	60,170.24	
Jan-44	291,776.92	(33,846,122.66)	(65,422.22)	7,588,977.62	(26,257,145.03)	5,251.98	60,170.24	
Feb-44	291,776.92	(33,554,345.74)	(65,422.22)	7,523,555.40	(26,030,790.34)	5,251.98	60,170.24	
Mar-44	291,776.92	(33,262,568.82)	(65,422.22)	7,458,133.18	(25,804,435.64)	5,251.98	60,170.24	
Apr-44	291,776.92	(32,970,791.90)	(65,422.22)	7,392,710.96	(25,578,080.94)	5,251.98	60,170.24	
May-44	291,776.92	(32,679,014.98)	(65,422.22)	7,327,288.74	(25,351,726.24)	5,251.98	60,170.24	
Jun-44	291,776.92	(32,387,238.06)	(65,422.22)	7,261,866.52	(25,125,371.54)	5,251.98	60,170.24	
Jul-44	291,776.92	(32,095,461.14)	(65,422.22)	7,196,444.30	(24,899,016.84)	5,251.98	60,170.24	
Aug-44	291,776.92	(31,803,684.22)	(65,422.22)	7,131,022.08	(24,672,662.14)	5,251.98	60,170.24	
Sep-44	291,776.92	(31,511,907.30)	(65,422.22)	7,065,599.85	(24,446,307.45)	5,251.98	60,170.24	
Oct-44	291,776.92	(31,220,130.38)	(65,422.22)	7,000,177.63	(24,219,952.75)	5,251.98	60,170.24	
Nov-44	291,776.92	(30,928,353.46)	(65,422.22)	6,934,755.41	(23,993,598.05)	5,251.98	60,170.24	
Dec-44	291,776.92	(30,636,576.54)	(65,422.22)	6,869,333.19	(23,767,243.35)	5,251.98	60,170.24	

Amortization Schedule
GL# 010.0000.2150.20116.002000
OCT23 - SEP53

	(Gain) Loss	Years	Annual Amort		5.90% $400MM due 2033	6.20% $500MM due 2053	
					10	20	
					Amort	Amort	Total to Amort
					Oct 2023-Sep2033	Oct 2033-Sep2053	Oct 2023-Sep 2053
BofA 6/18/21 30Y - 1.885 $75	$ (28,749,794)	30.00	(958,326.47)		(9,583,264.67)	(19,166,529.33)	(28,749,794.00)
Mizuho 7/19/21 10Y - 1.5400 $225	$ (51,287,153)	10.00	(5,128,715.30)		(51,287,153.00)		(51,287,153.00)
Mizuho 7/19/21 30Y - 1.6500 $150	$ (63,244,704)	30.00	(2,108,156.80)		(21,081,568.00)	(42,163,136.00)	(63,244,704.00)
JPM 3/13/23 30Y - 2.835 $75	$ (13,045,193)	30.00	(434,839.77)		(4,348,397.67)	(8,696,795.33)	(13,045,193.00)
US Bank 3/13/23 10Y - 3.127 $75	$ (6,047,863)	10.00	(604,786.30)		(6,047,863.00)		(6,047,863.00)
Mizuho 4/13/23 10Y - 3.035 $100	$ (8,770,035)	10.00	(877,003.50)		(8,770,035.00)		(8,770,035.00)
					(101,118,281.33)	(70,026,460.67)	(171,144,742.00)
				# months to Amort	120.00	240.00	
Total	(171,144,742.00)		(10,111,828.13)				
	Net gain						

1740	27347	Miscellaneous current and accrued asset short term gain
1860	27347	Miscellaneous deferred debits long term gain
2420	27347	Miscellaneous current and accrued liabilit short term loss
2530	27347	Other deferred credits long term loss

spread over the life of the new debt
to make things easier, we will book a full
month in oct instead of a half month
since debt issue was technically
10/XX/23 to 10/XX/53
so the tlock will finish amortizing at end of sep53
and not mid oct53
Settled swaps

LT Int Exp	Monthly Amort		DR (CR)	DR (CR)
			(842,652.34)	**(291,776.92)**
2830.xxxxx	**Def State Tax**	1.80%	**15,167.74**	**(5,251.98)**
2830.xxxxx	**Def Fed Tax**	20.62%	**173,771.77**	**(60,170.24)**
		22.42%		

new rate @ 06/30/20

Def State Tax	1.80%
Def Fed Tax	20.62%
	22.42%

	2150.20116 Amort DR (CR)	**2150.20116** Settled Swap DR (CR)	**2150.20116** Def Tax Adj DR (CR)	**2150.20116** Def Taxes DR (CR)	**Net OCI** **2150.20116** Net of Tax	**Def State Tax** 1.80% **2830.28206** Adjustment DR (CR)	**Def Fed Tax** 20.62% **2830.28201** Adjustment DR (CR)	22.42%
Jan-45	291,776.92	(30,344,799.62)	(65,422.22)	6,803,910.97	(23,540,888.65)	5,251.98	60,170.24	
Feb-45	291,776.92	(30,053,022.70)	(65,422.22)	6,738,488.75	(23,314,533.95)	5,251.98	60,170.24	
Mar-45	291,776.92	(29,761,245.78)	(65,422.22)	6,673,066.53	(23,088,179.25)	5,251.98	60,170.24	
Apr-45	291,776.92	(29,469,468.86)	(65,422.22)	6,607,644.31	(22,861,824.56)	5,251.98	60,170.24	
May-45	291,776.92	(29,177,691.94)	(65,422.22)	6,542,222.09	(22,635,469.86)	5,251.98	60,170.24	
Jun-45	291,776.92	(28,885,915.03)	(65,422.22)	6,476,799.87	(22,409,115.16)	5,251.98	60,170.24	
Jul-45	291,776.92	(28,594,138.11)	(65,422.22)	6,411,377.65	(22,182,760.46)	5,251.98	60,170.24	
Aug-45	291,776.92	(28,302,361.19)	(65,422.22)	6,345,955.43	(21,956,405.76)	5,251.98	60,170.24	
Sep-45	291,776.92	(28,010,584.27)	(65,422.22)	6,280,533.20	(21,730,051.06)	5,251.98	60,170.24	
Oct-45	291,776.92	(27,718,807.35)	(65,422.22)	6,215,110.98	(21,503,696.36)	5,251.98	60,170.24	
Nov-45	291,776.92	(27,427,030.43)	(65,422.22)	6,149,688.76	(21,277,341.67)	5,251.98	60,170.24	
Dec-45	291,776.92	(27,135,253.51)	(65,422.22)	6,084,266.54	(21,050,986.97)	5,251.98	60,170.24	
Jan-46	291,776.92	(26,843,476.59)	(65,422.22)	6,018,844.32	(20,824,632.27)	5,251.98	60,170.24	
Feb-46	291,776.92	(26,551,699.67)	(65,422.22)	5,953,422.10	(20,598,277.57)	5,251.98	60,170.24	
Mar-46	291,776.92	(26,259,922.75)	(65,422.22)	5,887,999.88	(20,371,922.87)	5,251.98	60,170.24	
Apr-46	291,776.92	(25,968,145.83)	(65,422.22)	5,822,577.66	(20,145,568.17)	5,251.98	60,170.24	
May-46	291,776.92	(25,676,368.91)	(65,422.22)	5,757,155.44	(19,919,213.47)	5,251.98	60,170.24	
Jun-46	291,776.92	(25,384,591.99)	(65,422.22)	5,691,733.22	(19,692,858.78)	5,251.98	60,170.24	
Jul-46	291,776.92	(25,092,815.07)	(65,422.22)	5,626,311.00	(19,466,504.08)	5,251.98	60,170.24	
Aug-46	291,776.92	(24,801,038.15)	(65,422.22)	5,560,888.77	(19,240,149.38)	5,251.98	60,170.24	
Sep-46	291,776.92	(24,509,261.23)	(65,422.22)	5,495,466.55	(19,013,794.68)	5,251.98	60,170.24	
Oct-46	291,776.92	(24,217,484.31)	(65,422.22)	5,430,044.33	(18,787,439.98)	5,251.98	60,170.24	
Nov-46	291,776.92	(23,925,707.39)	(65,422.22)	5,364,622.11	(18,561,085.28)	5,251.98	60,170.24	
Dec-46	291,776.92	(23,633,930.48)	(65,422.22)	5,299,199.89	(18,334,730.58)	5,251.98	60,170.24	
Jan-47	291,776.92	(23,342,153.56)	(65,422.22)	5,233,777.67	(18,108,375.89)	5,251.98	60,170.24	
Feb-47	291,776.92	(23,050,376.64)	(65,422.22)	5,168,355.45	(17,882,021.19)	5,251.98	60,170.24	
Mar-47	291,776.92	(22,758,599.72)	(65,422.22)	5,102,933.23	(17,655,666.49)	5,251.98	60,170.24	
Apr-47	291,776.92	(22,466,822.80)	(65,422.22)	5,037,511.01	(17,429,311.79)	5,251.98	60,170.24	
May-47	291,776.92	(22,175,045.88)	(65,422.22)	4,972,088.79	(17,202,957.09)	5,251.98	60,170.24	
Jun-47	291,776.92	(21,883,268.96)	(65,422.22)	4,906,666.57	(16,976,602.39)	5,251.98	60,170.24	
Jul-47	291,776.92	(21,591,492.04)	(65,422.22)	4,841,244.34	(16,750,247.69)	5,251.98	60,170.24	
Aug-47	291,776.92	(21,299,715.12)	(65,422.22)	4,775,822.12	(16,523,893.00)	5,251.98	60,170.24	
Sep-47	291,776.92	(21,007,938.20)	(65,422.22)	4,710,399.90	(16,297,538.30)	5,251.98	60,170.24	
Oct-47	291,776.92	(20,716,161.28)	(65,422.22)	4,644,977.68	(16,071,183.60)	5,251.98	60,170.24	
Nov-47	291,776.92	(20,424,384.36)	(65,422.22)	4,579,555.46	(15,844,828.90)	5,251.98	60,170.24	
Dec-47	291,776.92	(20,132,607.44)	(65,422.22)	4,514,133.24	(15,618,474.20)	5,251.98	60,170.24	
Jan-48	291,776.92	(19,840,830.52)	(65,422.22)	4,448,711.02	(15,392,119.50)	5,251.98	60,170.24	
Feb-48	291,776.92	(19,549,053.60)	(65,422.22)	4,383,288.80	(15,165,764.80)	5,251.98	60,170.24	
Mar-48	291,776.92	(19,257,276.68)	(65,422.22)	4,317,866.58	(14,939,410.11)	5,251.98	60,170.24	
Apr-48	291,776.92	(18,965,499.76)	(65,422.22)	4,252,444.36	(14,713,055.41)	5,251.98	60,170.24	
May-48	291,776.92	(18,673,722.84)	(65,422.22)	4,187,022.14	(14,486,700.71)	5,251.98	60,170.24	
Jun-48	291,776.92	(18,381,945.93)	(65,422.22)	4,121,599.92	(14,260,346.01)	5,251.98	60,170.24	
Jul-48	291,776.92	(18,090,169.01)	(65,422.22)	4,056,177.69	(14,033,991.31)	5,251.98	60,170.24	
Aug-48	291,776.92	(17,798,392.09)	(65,422.22)	3,990,755.47	(13,807,636.61)	5,251.98	60,170.24	
Sep-48	291,776.92	(17,506,615.17)	(65,422.22)	3,925,333.25	(13,581,281.91)	5,251.98	60,170.24	
Oct-48	291,776.92	(17,214,838.25)	(65,422.22)	3,859,911.03	(13,354,927.22)	5,251.98	60,170.24	
Nov-48	291,776.92	(16,923,061.33)	(65,422.22)	3,794,488.81	(13,128,572.52)	5,251.98	60,170.24	
Dec-48	291,776.92	(16,631,284.41)	(65,422.22)	3,729,066.59	(12,902,217.82)	5,251.98	60,170.24	
Jan-49	291,776.92	(16,339,507.49)	(65,422.22)	3,663,644.37	(12,675,863.12)	5,251.98	60,170.24	
Feb-49	291,776.92	(16,047,730.57)	(65,422.22)	3,598,222.15	(12,449,508.42)	5,251.98	60,170.24	
Mar-49	291,776.92	(15,755,953.65)	(65,422.22)	3,532,799.93	(12,223,153.72)	5,251.98	60,170.24	
Apr-49	291,776.92	(15,464,176.73)	(65,422.22)	3,467,377.71	(11,996,799.02)	5,251.98	60,170.24	
May-49	291,776.92	(15,172,399.81)	(65,422.22)	3,401,955.49	(11,770,444.33)	5,251.98	60,170.24	
Jun-49	291,776.92	(14,880,622.89)	(65,422.22)	3,336,533.26	(11,544,089.63)	5,251.98	60,170.24	
Jul-49	291,776.92	(14,588,845.97)	(65,422.22)	3,271,111.04	(11,317,734.93)	5,251.98	60,170.24	
Aug-49	291,776.92	(14,297,069.05)	(65,422.22)	3,205,688.82	(11,091,380.23)	5,251.98	60,170.24	
Sep-49	291,776.92	(14,005,292.13)	(65,422.22)	3,140,266.60	(10,865,025.53)	5,251.98	60,170.24	
Oct-49	291,776.92	(13,713,515.21)	(65,422.22)	3,074,844.38	(10,638,670.83)	5,251.98	60,170.24	
Nov-49	291,776.92	(13,421,738.29)	(65,422.22)	3,009,422.16	(10,412,316.13)	5,251.98	60,170.24	
Dec-49	291,776.92	(13,129,961.38)	(65,422.22)	2,943,999.94	(10,185,961.44)	5,251.98	60,170.24	
Jan-50	291,776.92	(12,838,184.46)	(65,422.22)	2,878,577.72	(9,959,606.74)	5,251.98	60,170.24	
Feb-50	291,776.92	(12,546,407.54)	(65,422.22)	2,813,155.50	(9,733,252.04)	5,251.98	60,170.24	
Mar-50	291,776.92	(12,254,630.62)	(65,422.22)	2,747,733.28	(9,506,897.34)	5,251.98	60,170.24	
Apr-50	291,776.92	(11,962,853.70)	(65,422.22)	2,682,311.06	(9,280,542.64)	5,251.98	60,170.24	

Amortization Schedule
GL# 010.0000.2150.20116.002000
OCT23 - SEP53

	(Gain) Loss	Years	Annual Amort		5.90% $400MM due 2033	6.20% $500MM due 2053	
					10	20	
					Amort	Amort	Total to Amort
					Oct 2023-Sep2033	Oct 2033-Sep2053	Oct 2023-Sep 2053
BofA 6/18/21 30Y - 1.885 $75	$ (28,749,794)	30.00	(958,326.47)		(9,583,264.67)	(19,166,529.33)	(28,749,794.00)
Mizuho 7/19/21 10Y - 1.5400 $225	$ (51,287,153)	10.00	(5,128,715.30)		(51,287,153.00)		(51,287,153.00)
Mizuho 7/19/21 30Y - 1.6500 $150	$ (63,244,704)	30.00	(2,108,156.80)		(21,081,568.00)	(42,163,136.00)	(63,244,704.00)
JPM 3/13/23 30Y - 2.835 $75	$ (13,045,193)	30.00	(434,839.77)		(4,348,397.67)	(8,696,795.33)	(13,045,193.00)
US Bank 3/13/23 10Y - 3.127 $75	$ (6,047,863)	10.00	(604,786.30)		(6,047,863.00)		(6,047,863.00)
Mizuho 4/13/23 10Y - 3.035 $100	$ (8,770,035)	10.00	(877,003.50)		(8,770,035.00)		(8,770,035.00)
					(101,118,281.33)	(70,026,460.67)	(171,144,742.00)
				# months to Amort	120.00	240.00	
Total	(171,144,742.00)		(10,111,828.13)				
	Net gain						

1740	27347	Miscellaneous current and accrued asset short term gain
1860	27347	Miscellaneous deferred debits long term gain
2420	27347	Miscellaneous current and accrued liabilit short term loss
2530	27347	Other deferred credits long term loss

spread over the life of the new debt
to make things easier, we will book a full
month in oct instead of a half month
since debt issue was technically
10/XX/23 to 10/XX/53
so the tlock will finish amortizing at end of sep53
and not mid oct53

				DR (CR)	DR (CR)
LT Int Exp	**Monthly Amort**			**(842,652.34)**	**(291,776.92)**
2830.xxxxx	**Def State Tax**	1.80%		**15,167.74**	**(5,251.98)**
2830.xxxxx	**Def Fed Tax**	20.62%		**173,771.77**	**(60,170.24)**
		22.42%			

new rate @ 06/30/20

Def State Tax	1.80%
Def Fed Tax	20.62%
	22.42%

Settled swaps

					Net OCI	**Def State Tax**	**Def Fed Tax**	
						1.80%	20.62%	22.42%
	2150.20116	**2150.20116**	**2150.20116**	**2150.20116**	**2150.20116**	**2830.28206**	**2830.28201**	
	Amort	Settled Swap	Def Tax Adj	Def Taxes	Net of Tax	Adjustment	Adjustment	
	DR (CR)	DR (CR)	DR (CR)	DR (CR)		DR (CR)	DR (CR)	
May-50	291,776.92	(11,671,076.78)	(65,422.22)	2,616,888.84	(9,054,187.94)	5,251.98	60,170.24	
Jun-50	291,776.92	(11,379,299.86)	(65,422.22)	2,551,466.61	(8,827,833.24)	5,251.98	60,170.24	
Jul-50	291,776.92	(11,087,522.94)	(65,422.22)	2,486,044.39	(8,601,478.55)	5,251.98	60,170.24	
Aug-50	291,776.92	(10,795,746.02)	(65,422.22)	2,420,622.17	(8,375,123.85)	5,251.98	60,170.24	
Sep-50	291,776.92	(10,503,969.10)	(65,422.22)	2,355,199.95	(8,148,769.15)	5,251.98	60,170.24	
Oct-50	291,776.92	(10,212,192.18)	(65,422.22)	2,289,777.73	(7,922,414.45)	5,251.98	60,170.24	
Nov-50	291,776.92	(9,920,415.26)	(65,422.22)	2,224,355.51	(7,696,059.75)	5,251.98	60,170.24	
Dec-50	291,776.92	(9,628,638.34)	(65,422.22)	2,158,933.29	(7,469,705.05)	5,251.98	60,170.24	
Jan-51	291,776.92	(9,336,861.42)	(65,422.22)	2,093,511.07	(7,243,350.35)	5,251.98	60,170.24	
Feb-51	291,776.92	(9,045,084.50)	(65,422.22)	2,028,088.85	(7,016,995.66)	5,251.98	60,170.24	
Mar-51	291,776.92	(8,753,307.58)	(65,422.22)	1,962,666.63	(6,790,640.96)	5,251.98	60,170.24	
Apr-51	291,776.92	(8,461,530.66)	(65,422.22)	1,897,244.41	(6,564,286.26)	5,251.98	60,170.24	
May-51	291,776.92	(8,169,753.74)	(65,422.22)	1,831,822.18	(6,337,931.56)	5,251.98	60,170.24	
Jun-51	291,776.92	(7,877,976.83)	(65,422.22)	1,766,399.96	(6,111,576.86)	5,251.98	60,170.24	
Jul-51	291,776.92	(7,586,199.91)	(65,422.22)	1,700,977.74	(5,885,222.16)	5,251.98	60,170.24	
Aug-51	291,776.92	(7,294,422.99)	(65,422.22)	1,635,555.52	(5,658,867.46)	5,251.98	60,170.24	
Sep-51	291,776.92	(7,002,646.07)	(65,422.22)	1,570,133.30	(5,432,512.77)	5,251.98	60,170.24	
Oct-51	291,776.92	(6,710,869.15)	(65,422.22)	1,504,711.08	(5,206,158.07)	5,251.98	60,170.24	
Nov-51	291,776.92	(6,419,092.23)	(65,422.22)	1,439,288.86	(4,979,803.37)	5,251.98	60,170.24	
Dec-51	291,776.92	(6,127,315.31)	(65,422.22)	1,373,866.64	(4,753,448.67)	5,251.98	60,170.24	
Jan-52	291,776.92	(5,835,538.39)	(65,422.22)	1,308,444.42	(4,527,093.97)	5,251.98	60,170.24	
Feb-52	291,776.92	(5,543,761.47)	(65,422.22)	1,243,022.20	(4,300,739.27)	5,251.98	60,170.24	
Mar-52	291,776.92	(5,251,984.55)	(65,422.22)	1,177,599.98	(4,074,384.57)	5,251.98	60,170.24	
Apr-52	291,776.92	(4,960,207.63)	(65,422.22)	1,112,177.75	(3,848,029.88)	5,251.98	60,170.24	
May-52	291,776.92	(4,668,430.71)	(65,422.22)	1,046,755.53	(3,621,675.18)	5,251.98	60,170.24	
Jun-52	291,776.92	(4,376,653.79)	(65,422.22)	981,333.31	(3,395,320.48)	5,251.98	60,170.24	
Jul-52	291,776.92	(4,084,876.87)	(65,422.22)	915,911.09	(3,168,965.78)	5,251.98	60,170.24	
Aug-52	291,776.92	(3,793,099.95)	(65,422.22)	850,488.87	(2,942,611.08)	5,251.98	60,170.24	
Sep-52	291,776.92	(3,501,323.03)	(65,422.22)	785,066.65	(2,716,256.38)	5,251.98	60,170.24	
Oct-52	291,776.92	(3,209,546.11)	(65,422.22)	719,644.43	(2,489,901.68)	5,251.98	60,170.24	
Nov-52	291,776.92	(2,917,769.19)	(65,422.22)	654,222.21	(2,263,546.99)	5,251.98	60,170.24	
Dec-52	291,776.92	(2,625,992.28)	(65,422.22)	588,799.99	(2,037,192.29)	5,251.98	60,170.24	
Jan-53	291,776.92	(2,334,215.36)	(65,422.22)	523,377.77	(1,810,837.59)	5,251.98	60,170.24	
Feb-53	291,776.92	(2,042,438.44)	(65,422.22)	457,955.55	(1,584,482.89)	5,251.98	60,170.24	
Mar-53	291,776.92	(1,750,661.52)	(65,422.22)	392,533.33	(1,358,128.19)	5,251.98	60,170.24	
Apr-53	291,776.92	(1,458,884.60)	(65,422.22)	327,111.10	(1,131,773.49)	5,251.98	60,170.24	
May-53	291,776.92	(1,167,107.68)	(65,422.22)	261,688.88	(905,418.79)	5,251.98	60,170.24	
Jun-53	291,776.92	(875,330.76)	(65,422.22)	196,266.66	(679,064.10)	5,251.98	60,170.24	
Jul-53	291,776.92	(583,553.84)	(65,422.22)	130,844.44	(452,709.40)	5,251.98	60,170.24	
Aug-53	291,776.92	(291,776.92)	(65,422.22)	65,422.22	(226,354.70)	5,251.98	60,170.24	
Sep-53	291,776.92	(0.00)	(65,422.22)	(0.00)	(0.00)	5,251.98	60,170.24	

debit
debit

credit
credit

debit
debit

credit
credit

debit
debit

credit
credit

debit
debit

credit
credit

debit
debit

credit
credit

debit
debit

credit
credit

Amortization Schedule
GL# 010.0000.2150.20116.002000
OCT23 - NOV33
OCT23 - NOV53

	(Gain) Loss	Years	Annual Amort			
Mizuho 7/19/21 10Y - 1.5400 $225	**(51,287,153.00)**	10.00	(5,128,715.30)	(427,392.94)	120.00	months
US Bank 3/13/23 10Y	**(6,047,863.00)**	10.00	(604,786.30)	(50,398.86)	120.00	months
Mizuho 4/13/23 10Y - 3.035 $100	**(8,770,035.00)**	10.00	(877,003.50)	(73,083.63)	120.00	months
Subtotal 10-year Swaps	**(66,105,051.00)**		**(6,610,505.10)**	(550,875.43)		
Mizuho 7/19/21 30Y - 1.6500 $150	**(63,244,704.00)**	30.00	(2,108,156.80)	(175,679.73)	360.00	months
BofA 6/18/21 30Y	**(28,749,794.00)**	30.00	(958,326.47)	(79,860.54)	360.00	months
JPM 3/13/23 30Y	**(13,045,193.00)**	30.00	(434,839.77)	(36,236.65)	360.00	months
Subtotal 30-year Swaps	**(105,039,691.00)**		**(3,501,323.03)**	(291,776.92)		
Total	(171,144,742.00)		(10,111,828.13)	(842,652.34)		
	Net gain					

spread over the life of the new debt
to make things easier, we will book a full
month in oct instead of a half month
since debt issue was technically
10/XX/23 to 10/XX/53
so the tlock will finish amortizing at end of sep53
and not mid oct53

10 Year

new rate @ 06/30/20

LT Int Exp	**Monthly Amort**		DR (CR)	**Def State Tax**	1.80%
			(550,875.43)	**Def Fed Tax**	20.62%
2830.xxxxx	**Def State Tax**	1.80%	**9,915.76**		22.42%
2830.xxxxx	**Def Fed Tax**	20.62%	**113,601.53**		
		22.42%			

Swap Settlement

		2150.20116 Amort DR (CR)	**2150.20116** T-Lock Settlement DR (CR)	**2150.20116** Def Tax Adj DR (CR)	**2150.20116** Def Taxes DR (CR)	**2150.20116** Net of Tax	**Def State Tax** 1.80% **2830.28206** Adjustment DR (CR)	**Def Fed Tax** 20.62% 22.42% **2830.28201** Adjustment DR (CR)
on the books already	Sep-23		(66,105,051.00)		14,822,074.54	(51,282,976.46)	-	-
amort starts in oct	Oct-23	550,875.43	(65,554,175.58)	(123,517.29)	14,698,557.25	(50,855,618.33)	9,915.76	113,601.53
	Nov-23	550,875.43	(65,003,300.15)	(123,517.29)	14,575,039.96	(50,428,260.19)	9,915.76	113,601.53
	Dec-23	550,875.43	(64,452,424.73)	(123,517.29)	14,451,522.67	(50,000,902.05)	9,915.76	113,601.53
	Jan-24	550,875.43	(63,901,549.30)	(123,517.29)	14,328,005.38	(49,573,543.92)	9,915.76	113,601.53
	Feb-24	550,875.43	(63,350,673.88)	(123,517.29)	14,204,488.10	(49,146,185.78)	9,915.76	113,601.53
	Mar-24	550,875.43	(62,799,798.45)	(123,517.29)	14,080,970.81	(48,718,827.64)	9,915.76	113,601.53
	Apr-24	550,875.43	(62,248,923.03)	(123,517.29)	13,957,453.52	(48,291,469.50)	9,915.76	113,601.53
	May-24	550,875.43	(61,698,047.60)	(123,517.29)	13,833,936.23	(47,864,111.37)	9,915.76	113,601.53
	Jun-24	550,875.43	(61,147,172.18)	(123,517.29)	13,710,418.95	(47,436,753.23)	9,915.76	113,601.53
	Jul-24	550,875.43	(60,596,296.75)	(123,517.29)	13,586,901.66	(47,009,395.09)	9,915.76	113,601.53
	Aug-24	550,875.43	(60,045,421.33)	(123,517.29)	13,463,384.37	(46,582,036.96)	9,915.76	113,601.53
	Sep-24	550,875.43	(59,494,545.90)	(123,517.29)	13,339,867.08	(46,154,678.82)	9,915.76	113,601.53
	Oct-24	550,875.43	(58,943,670.48)	(123,517.29)	13,216,349.79	(45,727,320.68)	9,915.76	113,601.53
	Nov-24	550,875.43	(58,392,795.05)	(123,517.29)	13,092,832.51	(45,299,962.54)	9,915.76	113,601.53
	Dec-24	550,875.43	(57,841,919.63)	(123,517.29)	12,969,315.22	(44,872,604.41)	9,915.76	113,601.53
	Jan-25	550,875.43	(57,291,044.20)	(123,517.29)	12,845,797.93	(44,445,246.27)	9,915.76	113,601.53
	Feb-25	550,875.43	(56,740,168.78)	(123,517.29)	12,722,280.64	(44,017,888.13)	9,915.76	113,601.53
	Mar-25	550,875.43	(56,189,293.35)	(123,517.29)	12,598,763.35	(43,590,530.00)	9,915.76	113,601.53
	Apr-25	550,875.43	(55,638,417.93)	(123,517.29)	12,475,246.07	(43,163,171.86)	9,915.76	113,601.53
	May-25	550,875.43	(55,087,542.50)	(123,517.29)	12,351,728.78	(42,735,813.72)	9,915.76	113,601.53
	Jun-25	550,875.43	(54,536,667.08)	(123,517.29)	12,228,211.49	(42,308,455.58)	9,915.76	113,601.53
	Jul-25	550,875.43	(53,985,791.65)	(123,517.29)	12,104,694.20	(41,881,097.45)	9,915.76	113,601.53
	Aug-25	550,875.43	(53,434,916.23)	(123,517.29)	11,981,176.92	(41,453,739.31)	9,915.76	113,601.53
	Sep-25	550,875.43	(52,884,040.80)	(123,517.29)	11,857,659.63	(41,026,381.17)	9,915.76	113,601.53
	Oct-25	550,875.43	(52,333,165.38)	(123,517.29)	11,734,142.34	(40,599,023.03)	9,915.76	113,601.53
	Nov-25	550,875.43	(51,782,289.95)	(123,517.29)	11,610,625.05	(40,171,664.90)	9,915.76	113,601.53
	Dec-25	550,875.43	(51,231,414.53)	(123,517.29)	11,487,107.76	(39,744,306.76)	9,915.76	113,601.53
	Jan-26	550,875.43	(50,680,539.10)	(123,517.29)	11,363,590.48	(39,316,948.62)	9,915.76	113,601.53
	Feb-26	550,875.43	(50,129,663.68)	(123,517.29)	11,240,073.19	(38,889,590.49)	9,915.76	113,601.53
	Mar-26	550,875.43	(49,578,788.25)	(123,517.29)	11,116,555.90	(38,462,232.35)	9,915.76	113,601.53
	Apr-26	550,875.43	(49,027,912.83)	(123,517.29)	10,993,038.61	(38,034,874.21)	9,915.76	113,601.53
	May-26	550,875.43	(48,477,037.40)	(123,517.29)	10,869,521.33	(37,607,516.07)	9,915.76	113,601.53
	Jun-26	550,875.43	(47,926,161.98)	(123,517.29)	10,746,004.04	(37,180,157.94)	9,915.76	113,601.53
	Jul-26	550,875.43	(47,375,286.55)	(123,517.29)	10,622,486.75	(36,752,799.80)	9,915.76	113,601.53
	Aug-26	550,875.43	(46,824,411.13)	(123,517.29)	10,498,969.46	(36,325,441.66)	9,915.76	113,601.53
	Sep-26	550,875.43	(46,273,535.70)	(123,517.29)	10,375,452.17	(35,898,083.53)	9,915.76	113,601.53
	Oct-26	550,875.43	(45,722,660.28)	(123,517.29)	10,251,934.89	(35,470,725.39)	9,915.76	113,601.53
	Nov-26	550,875.43	(45,171,784.85)	(123,517.29)	10,128,417.60	(35,043,367.25)	9,915.76	113,601.53
	Dec-26	550,875.43	(44,620,909.43)	(123,517.29)	10,004,900.31	(34,616,009.11)	9,915.76	113,601.53
	Jan-27	550,875.43	(44,070,034.00)	(123,517.29)	9,881,383.02	(34,188,650.98)	9,915.76	113,601.53
	Feb-27	550,875.43	(43,519,158.58)	(123,517.29)	9,757,865.74	(33,761,292.84)	9,915.76	113,601.53
	Mar-27	550,875.43	(42,968,283.15)	(123,517.29)	9,634,348.45	(33,333,934.70)	9,915.76	113,601.53
	Apr-27	550,875.43	(42,417,407.73)	(123,517.29)	9,510,831.16	(32,906,576.56)	9,915.76	113,601.53
	May-27	550,875.43	(41,866,532.30)	(123,517.29)	9,387,313.87	(32,479,218.43)	9,915.76	113,601.53
	Jun-27	550,875.43	(41,315,656.88)	(123,517.29)	9,263,796.58	(32,051,860.29)	9,915.76	113,601.53
	Jul-27	550,875.43	(40,764,781.45)	(123,517.29)	9,140,279.30	(31,624,502.15)	9,915.76	113,601.53
	Aug-27	550,875.43	(40,213,906.03)	(123,517.29)	9,016,762.01	(31,197,144.02)	9,915.76	113,601.53
	Sep-27	550,875.43	(39,663,030.60)	(123,517.29)	8,893,244.72	(30,769,785.88)	9,915.76	113,601.53
	Oct-27	550,875.43	(39,112,155.18)	(123,517.29)	8,769,727.43	(30,342,427.74)	9,915.76	113,601.53
	Nov-27	550,875.43	(38,561,279.75)	(123,517.29)	8,646,210.15	(29,915,069.60)	9,915.76	113,601.53
	Dec-27	550,875.43	(38,010,404.33)	(123,517.29)	8,522,692.86	(29,487,711.47)	9,915.76	113,601.53
	Jan-28	550,875.43	(37,459,528.90)	(123,517.29)	8,399,175.57	(29,060,353.33)	9,915.76	113,601.53
	Feb-28	550,875.43	(36,908,653.48)	(123,517.29)	8,275,658.28	(28,632,995.19)	9,915.76	113,601.53
	Mar-28	550,875.43	(36,357,778.05)	(123,517.29)	8,152,140.99	(28,205,637.06)	9,915.76	113,601.53
	Apr-28	550,875.43	(35,806,902.63)	(123,517.29)	8,028,623.71	(27,778,278.92)	9,915.76	113,601.53
	May-28	550,875.43	(35,256,027.20)	(123,517.29)	7,905,106.42	(27,350,920.78)	9,915.76	113,601.53
	Jun-28	550,875.43	(34,705,151.78)	(123,517.29)	7,781,589.13	(26,923,562.64)	9,915.76	113,601.53
	Jul-28	550,875.43	(34,154,276.35)	(123,517.29)	7,658,071.84	(26,496,204.51)	9,915.76	113,601.53
	Aug-28	550,875.43	(33,603,400.93)	(123,517.29)	7,534,554.56	(26,068,846.37)	9,915.76	113,601.53
	Sep-28	550,875.43	(33,052,525.50)	(123,517.29)	7,411,037.27	(25,641,488.23)	9,915.76	113,601.53
	Oct-28	550,875.43	(32,501,650.08)	(123,517.29)	7,287,519.98	(25,214,130.10)	9,915.76	113,601.53

30 Year

LT Int Exp	**Monthly Amort**		DR (CR)	**Def State Tax**	1.80%
			(291,776.92)	**Def Fed Tax**	20.62%
2830.xxxxx	**Def State Tax**	1.80%	**5,251.98**		22.42%
2830.xxxxx	**Def Fed Tax**	20.62%	**60,170.24**		
		22.42%			

Swap Settlement

		2150.20116 Amort DR (CR)	**2150.20116** T-Lock Settlement DR (CR)	**2150.20116** Def Tax Adj DR (CR)	**2150.20116** Def Taxes DR (CR)	**2150.20116** Net of Tax	**Def State Tax** 1.80% **2830.28206** Adjustment DR (CR)	**Def Fed Tax** 20.62% 22.42% **2830.28201** Adjustment DR (CR)
on the books already	Sep-23		(105,039,691.00)		23,551,999.52	(81,487,691.48)	-	-
amort starts in oct	Oct-23	291,776.92	(104,747,914.08)	(65,422.22)	23,486,577.30	(81,261,336.79)	5,251.98	60,170.24
	Nov-23	291,776.92	(104,456,137.16)	(65,422.22)	23,421,155.07	(81,034,982.09)	5,251.98	60,170.24
	Dec-23	291,776.92	(104,164,360.24)	(65,422.22)	23,355,732.85	(80,808,627.39)	5,251.98	60,170.24
	Jan-24	291,776.92	(103,872,583.32)	(65,422.22)	23,290,310.63	(80,582,272.69)	5,251.98	60,170.24
	Feb-24	291,776.92	(103,580,806.40)	(65,422.22)	23,224,888.41	(80,355,917.99)	5,251.98	60,170.24
	Mar-24	291,776.92	(103,289,029.48)	(65,422.22)	23,159,466.19	(80,129,563.29)	5,251.98	60,170.24
	Apr-24	291,776.92	(102,997,252.56)	(65,422.22)	23,094,043.97	(79,903,208.59)	5,251.98	60,170.24
	May-24	291,776.92	(102,705,475.64)	(65,422.22)	23,028,621.75	(79,676,853.90)	5,251.98	60,170.24
	Jun-24	291,776.92	(102,413,698.73)	(65,422.22)	22,963,199.53	(79,450,499.20)	5,251.98	60,170.24
	Jul-24	291,776.92	(102,121,921.81)	(65,422.22)	22,897,777.31	(79,224,144.50)	5,251.98	60,170.24
	Aug-24	291,776.92	(101,830,144.89)	(65,422.22)	22,832,355.09	(78,997,789.80)	5,251.98	60,170.24
	Sep-24	291,776.92	(101,538,367.97)	(65,422.22)	22,766,932.87	(78,771,435.10)	5,251.98	60,170.24
	Oct-24	291,776.92	(101,246,591.05)	(65,422.22)	22,701,510.64	(78,545,080.40)	5,251.98	60,170.24
	Nov-24	291,776.92	(100,954,814.13)	(65,422.22)	22,636,088.42	(78,318,725.70)	5,251.98	60,170.24
	Dec-24	291,776.92	(100,663,037.21)	(65,422.22)	22,570,666.20	(78,092,371.01)	5,251.98	60,170.24
	Jan-25	291,776.92	(100,371,260.29)	(65,422.22)	22,505,243.98	(77,866,016.31)	5,251.98	60,170.24
	Feb-25	291,776.92	(100,079,483.37)	(65,422.22)	22,439,821.76	(77,639,661.61)	5,251.98	60,170.24
	Mar-25	291,776.92	(99,787,706.45)	(65,422.22)	22,374,399.54	(77,413,306.91)	5,251.98	60,170.24
	Apr-25	291,776.92	(99,495,929.53)	(65,422.22)	22,308,977.32	(77,186,952.21)	5,251.98	60,170.24
	May-25	291,776.92	(99,204,152.61)	(65,422.22)	22,243,555.10	(76,960,597.51)	5,251.98	60,170.24
	Jun-25	291,776.92	(98,912,375.69)	(65,422.22)	22,178,132.88	(76,734,242.81)	5,251.98	60,170.24
	Jul-25	291,776.92	(98,620,598.77)	(65,422.22)	22,112,710.66	(76,507,888.12)	5,251.98	60,170.24
	Aug-25	291,776.92	(98,328,821.85)	(65,422.22)	22,047,288.44	(76,281,533.42)	5,251.98	60,170.24
	Sep-25	291,776.92	(98,037,044.93)	(65,422.22)	21,981,866.21	(76,055,178.72)	5,251.98	60,170.24
	Oct-25	291,776.92	(97,745,268.01)	(65,422.22)	21,916,443.99	(75,828,824.02)	5,251.98	60,170.24
	Nov-25	291,776.92	(97,453,491.09)	(65,422.22)	21,851,021.77	(75,602,469.32)	5,251.98	60,170.24
	Dec-25	291,776.92	(97,161,714.18)	(65,422.22)	21,785,599.55	(75,376,114.62)	5,251.98	60,170.24
	Jan-26	291,776.92	(96,869,937.26)	(65,422.22)	21,720,177.33	(75,149,759.92)	5,251.98	60,170.24
	Feb-26	291,776.92	(96,578,160.34)	(65,422.22)	21,654,755.11	(74,923,405.23)	5,251.98	60,170.24
	Mar-26	291,776.92	(96,286,383.42)	(65,422.22)	21,589,332.89	(74,697,050.53)	5,251.98	60,170.24
	Apr-26	291,776.92	(95,994,606.50)	(65,422.22)	21,523,910.67	(74,470,695.83)	5,251.98	60,170.24
	May-26	291,776.92	(95,702,829.58)	(65,422.22)	21,458,488.45	(74,244,341.13)	5,251.98	60,170.24
	Jun-26	291,776.92	(95,411,052.66)	(65,422.22)	21,393,066.23	(74,017,986.43)	5,251.98	60,170.24
	Jul-26	291,776.92	(95,119,275.74)	(65,422.22)	21,327,644.01	(73,791,631.73)	5,251.98	60,170.24
	Aug-26	291,776.92	(94,827,498.82)	(65,422.22)	21,262,221.79	(73,565,277.03)	5,251.98	60,170.24
	Sep-26	291,776.92	(94,535,721.90)	(65,422.22)	21,196,799.56	(73,338,922.34)	5,251.98	60,170.24
	Oct-26	291,776.92	(94,243,944.98)	(65,422.22)	21,131,377.34	(73,112,567.64)	5,251.98	60,170.24
	Nov-26	291,776.92	(93,952,168.06)	(65,422.22)	21,065,955.12	(72,886,212.94)	5,251.98	60,170.24
	Dec-26	291,776.92	(93,660,391.14)	(65,422.22)	21,000,532.90	(72,659,858.24)	5,251.98	60,170.24
	Jan-27	291,776.92	(93,368,614.22)	(65,422.22)	20,935,110.68	(72,433,503.54)	5,251.98	60,170.24
	Feb-27	291,776.92	(93,076,837.30)	(65,422.22)	20,869,688.46	(72,207,148.84)	5,251.98	60,170.24
	Mar-27	291,776.92	(92,785,060.38)	(65,422.22)	20,804,266.24	(71,980,794.14)	5,251.98	60,170.24
	Apr-27	291,776.92	(92,493,283.46)	(65,422.22)	20,738,844.02	(71,754,439.45)	5,251.98	60,170.24
	May-27	291,776.92	(92,201,506.54)	(65,422.22)	20,673,421.80	(71,528,084.75)	5,251.98	60,170.24
	Jun-27	291,776.92	(91,909,729.63)	(65,422.22)	20,607,999.58	(71,301,730.05)	5,251.98	60,170.24
	Jul-27	291,776.92	(91,617,952.71)	(65,422.22)	20,542,577.36	(71,075,375.35)	5,251.98	60,170.24
	Aug-27	291,776.92	(91,326,175.79)	(65,422.22)	20,477,155.13	(70,849,020.65)	5,251.98	60,170.24
	Sep-27	291,776.92	(91,034,398.87)	(65,422.22)	20,411,732.91	(70,622,665.95)	5,251.98	60,170.24
	Oct-27	291,776.92	(90,742,621.95)	(65,422.22)	20,346,310.69	(70,396,311.25)	5,251.98	60,170.24
	Nov-27	291,776.92	(90,450,845.03)	(65,422.22)	20,280,888.47	(70,169,956.56)	5,251.98	60,170.24
	Dec-27	291,776.92	(90,159,068.11)	(65,422.22)	20,215,466.25	(69,943,601.86)	5,251.98	60,170.24
	Jan-28	291,776.92	(89,867,291.19)	(65,422.22)	20,150,044.03	(69,717,247.16)	5,251.98	60,170.24
	Feb-28	291,776.92	(89,575,514.27)	(65,422.22)	20,084,621.81	(69,490,892.46)	5,251.98	60,170.24
	Mar-28	291,776.92	(89,283,737.35)	(65,422.22)	20,019,199.59	(69,264,537.76)	5,251.98	60,170.24
	Apr-28	291,776.92	(88,991,960.43)	(65,422.22)	19,953,777.37	(69,038,183.06)	5,251.98	60,170.24
	May-28	291,776.92	(88,700,183.51)	(65,422.22)	19,888,355.15	(68,811,828.36)	5,251.98	60,170.24
	Jun-28	291,776.92	(88,408,406.59)	(65,422.22)	19,822,932.93	(68,585,473.67)	5,251.98	60,170.24
	Jul-28	291,776.92	(88,116,629.67)	(65,422.22)	19,757,510.71	(68,359,118.97)	5,251.98	60,170.24
	Aug-28	291,776.92	(87,824,852.75)	(65,422.22)	19,692,088.48	(68,132,764.27)	5,251.98	60,170.24
	Sep-28	291,776.92	(87,533,075.83)	(65,422.22)	19,626,666.26	(67,906,409.57)	5,251.98	60,170.24
	Oct-28	291,776.92	(87,241,298.91)	(65,422.22)	19,561,244.04	(67,680,054.87)	5,251.98	60,170.24

Nov-28	550,875.43	(31,950,774.65)	(123,517.29)	7,164,002.69	(24,786,771.96)	9,915.76	113,601.53
Dec-28	550,875.43	(31,399,899.23)	(123,517.29)	7,040,485.40	(24,359,413.82)	9,915.76	113,601.53
Jan-29	550,875.43	(30,849,023.80)	(123,517.29)	6,916,968.12	(23,932,055.68)	9,915.76	113,601.53
Feb-29	550,875.43	(30,298,148.38)	(123,517.29)	6,793,450.83	(23,504,697.55)	9,915.76	113,601.53
Mar-29	550,875.43	(29,747,272.95)	(123,517.29)	6,669,933.54	(23,077,339.41)	9,915.76	113,601.53
Apr-29	550,875.43	(29,196,397.53)	(123,517.29)	6,546,416.25	(22,649,981.27)	9,915.76	113,601.53
May-29	550,875.43	(28,645,522.10)	(123,517.29)	6,422,898.97	(22,222,623.13)	9,915.76	113,601.53
Jun-29	550,875.43	(28,094,646.68)	(123,517.29)	6,299,381.68	(21,795,265.00)	9,915.76	113,601.53
Jul-29	550,875.43	(27,543,771.25)	(123,517.29)	6,175,864.39	(21,367,906.86)	9,915.76	113,601.53
Aug-29	550,875.43	(26,992,895.83)	(123,517.29)	6,052,347.10	(20,940,548.72)	9,915.76	113,601.53
Sep-29	550,875.43	(26,442,020.40)	(123,517.29)	5,928,829.81	(20,513,190.59)	9,915.76	113,601.53
Oct-29	550,875.43	(25,891,144.98)	(123,517.29)	5,805,312.53	(20,085,832.45)	9,915.76	113,601.53
Nov-29	550,875.43	(25,340,269.55)	(123,517.29)	5,681,795.24	(19,658,474.31)	9,915.76	113,601.53
Dec-29	550,875.43	(24,789,394.13)	(123,517.29)	5,558,277.95	(19,231,116.17)	9,915.76	113,601.53
Jan-30	550,875.43	(24,238,518.70)	(123,517.29)	5,434,760.66	(18,803,758.04)	9,915.76	113,601.53
Feb-30	550,875.43	(23,687,643.28)	(123,517.29)	5,311,243.38	(18,376,399.90)	9,915.76	113,601.53
Mar-30	550,875.43	(23,136,767.85)	(123,517.29)	5,187,726.09	(17,949,041.76)	9,915.76	113,601.53
Apr-30	550,875.43	(22,585,892.43)	(123,517.29)	5,064,208.80	(17,521,683.63)	9,915.76	113,601.53
May-30	550,875.43	(22,035,017.00)	(123,517.29)	4,940,691.51	(17,094,325.49)	9,915.76	113,601.53
Jun-30	550,875.43	(21,484,141.58)	(123,517.29)	4,817,174.22	(16,666,967.35)	9,915.76	113,601.53
Jul-30	550,875.43	(20,933,266.15)	(123,517.29)	4,693,656.94	(16,239,609.21)	9,915.76	113,601.53
Aug-30	550,875.43	(20,382,390.73)	(123,517.29)	4,570,139.65	(15,812,251.08)	9,915.76	113,601.53
Sep-30	550,875.43	(19,831,515.30)	(123,517.29)	4,446,622.36	(15,384,892.94)	9,915.76	113,601.53
Oct-30	550,875.43	(19,280,639.88)	(123,517.29)	4,323,105.07	(14,957,534.80)	9,915.76	113,601.53
Nov-30	550,875.43	(18,729,764.45)	(123,517.29)	4,199,587.78	(14,530,176.67)	9,915.76	113,601.53
Dec-30	550,875.43	(18,178,889.03)	(123,517.29)	4,076,070.50	(14,102,818.53)	9,915.76	113,601.53
Jan-31	550,875.43	(17,628,013.60)	(123,517.29)	3,952,553.21	(13,675,460.39)	9,915.76	113,601.53
Feb-31	550,875.43	(17,077,138.18)	(123,517.29)	3,829,035.92	(13,248,102.25)	9,915.76	113,601.53
Mar-31	550,875.43	(16,526,262.75)	(123,517.29)	3,705,518.63	(12,820,744.12)	9,915.76	113,601.53
Apr-31	550,875.43	(15,975,387.33)	(123,517.29)	3,582,001.35	(12,393,385.98)	9,915.76	113,601.53
May-31	550,875.43	(15,424,511.90)	(123,517.29)	3,458,484.06	(11,966,027.84)	9,915.76	113,601.53
Jun-31	550,875.43	(14,873,636.48)	(123,517.29)	3,334,966.77	(11,538,669.70)	9,915.76	113,601.53
Jul-31	550,875.43	(14,322,761.05)	(123,517.29)	3,211,449.48	(11,111,311.57)	9,915.76	113,601.53
Aug-31	550,875.43	(13,771,885.63)	(123,517.29)	3,087,932.19	(10,683,953.43)	9,915.76	113,601.53
Sep-31	550,875.43	(13,221,010.20)	(123,517.29)	2,964,414.91	(10,256,595.29)	9,915.76	113,601.53
Oct-31	550,875.43	(12,670,134.78)	(123,517.29)	2,840,897.62	(9,829,237.16)	9,915.76	113,601.53
Nov-31	550,875.43	(12,119,259.35)	(123,517.29)	2,717,380.33	(9,401,879.02)	9,915.76	113,601.53
Dec-31	550,875.43	(11,568,383.93)	(123,517.29)	2,593,863.04	(8,974,520.88)	9,915.76	113,601.53
Jan-32	550,875.43	(11,017,508.50)	(123,517.29)	2,470,345.76	(8,547,162.74)	9,915.76	113,601.53
Feb-32	550,875.43	(10,466,633.08)	(123,517.29)	2,346,828.47	(8,119,804.61)	9,915.76	113,601.53
Mar-32	550,875.43	(9,915,757.65)	(123,517.29)	2,223,311.18	(7,692,446.47)	9,915.76	113,601.53
Apr-32	550,875.43	(9,364,882.23)	(123,517.29)	2,099,793.89	(7,265,088.33)	9,915.76	113,601.53
May-32	550,875.43	(8,814,006.80)	(123,517.29)	1,976,276.60	(6,837,730.20)	9,915.76	113,601.53
Jun-32	550,875.43	(8,263,131.38)	(123,517.29)	1,852,759.32	(6,410,372.06)	9,915.76	113,601.53
Jul-32	550,875.43	(7,712,255.95)	(123,517.29)	1,729,242.03	(5,983,013.92)	9,915.76	113,601.53
Aug-32	550,875.43	(7,161,380.53)	(123,517.29)	1,605,724.74	(5,555,655.78)	9,915.76	113,601.53
Sep-32	550,875.43	(6,610,505.10)	(123,517.29)	1,482,207.45	(5,128,297.65)	9,915.76	113,601.53
Oct-32	550,875.43	(6,059,629.68)	(123,517.29)	1,358,690.17	(4,700,939.51)	9,915.76	113,601.53
Nov-32	550,875.43	(5,508,754.25)	(123,517.29)	1,235,172.88	(4,273,581.37)	9,915.76	113,601.53
Dec-32	550,875.43	(4,957,878.83)	(123,517.29)	1,111,655.59	(3,846,223.23)	9,915.76	113,601.53
Jan-33	550,875.43	(4,407,003.40)	(123,517.29)	988,138.30	(3,418,865.10)	9,915.76	113,601.53
Feb-33	550,875.43	(3,856,127.98)	(123,517.29)	864,621.01	(2,991,506.96)	9,915.76	113,601.53
Mar-33	550,875.43	(3,305,252.55)	(123,517.29)	741,103.73	(2,564,148.82)	9,915.76	113,601.53
Apr-33	550,875.43	(2,754,377.13)	(123,517.29)	617,586.44	(2,136,790.69)	9,915.76	113,601.53
May-33	550,875.43	(2,203,501.70)	(123,517.29)	494,069.15	(1,709,432.55)	9,915.76	113,601.53
Jun-33	550,875.43	(1,652,626.28)	(123,517.29)	370,551.86	(1,282,074.41)	9,915.76	113,601.53
Jul-33	550,875.43	(1,101,750.85)	(123,517.29)	247,034.58	(854,716.27)	9,915.76	113,601.53
Aug-33	550,875.43	(550,875.43)	(123,517.29)	123,517.29	(427,358.14)	9,915.76	113,601.53
Sep-33	550,875.43	(0.00)	(123,517.29)	(0.00)	(0.00)	9,915.76	113,601.53

Nov-28	291,776.92	(86,949,521.99)	(65,422.22)	19,495,821.82	(67,453,700.17)	5,251.98	60,170.24
Dec-28	291,776.92	(86,657,745.08)	(65,422.22)	19,430,399.60	(67,227,345.47)	5,251.98	60,170.24
Jan-29	291,776.92	(86,365,968.16)	(65,422.22)	19,364,977.38	(67,000,990.78)	5,251.98	60,170.24
Feb-29	291,776.92	(86,074,191.24)	(65,422.22)	19,299,555.16	(66,774,636.08)	5,251.98	60,170.24
Mar-29	291,776.92	(85,782,414.32)	(65,422.22)	19,234,132.94	(66,548,281.38)	5,251.98	60,170.24
Apr-29	291,776.92	(85,490,637.40)	(65,422.22)	19,168,710.72	(66,321,926.68)	5,251.98	60,170.24
May-29	291,776.92	(85,198,860.48)	(65,422.22)	19,103,288.50	(66,095,571.98)	5,251.98	60,170.24
Jun-29	291,776.92	(84,907,083.56)	(65,422.22)	19,037,866.28	(65,869,217.28)	5,251.98	60,170.24
Jul-29	291,776.92	(84,615,306.64)	(65,422.22)	18,972,444.05	(65,642,862.58)	5,251.98	60,170.24
Aug-29	291,776.92	(84,323,529.72)	(65,422.22)	18,907,021.83	(65,416,507.89)	5,251.98	60,170.24
Sep-29	291,776.92	(84,031,752.80)	(65,422.22)	18,841,599.61	(65,190,153.19)	5,251.98	60,170.24
Oct-29	291,776.92	(83,739,975.88)	(65,422.22)	18,776,177.39	(64,963,798.49)	5,251.98	60,170.24
Nov-29	291,776.92	(83,448,198.96)	(65,422.22)	18,710,755.17	(64,737,443.79)	5,251.98	60,170.24
Dec-29	291,776.92	(83,156,422.04)	(65,422.22)	18,645,332.95	(64,511,089.09)	5,251.98	60,170.24
Jan-30	291,776.92	(82,864,645.12)	(65,422.22)	18,579,910.73	(64,284,734.39)	5,251.98	60,170.24
Feb-30	291,776.92	(82,572,868.20)	(65,422.22)	18,514,488.51	(64,058,379.69)	5,251.98	60,170.24
Mar-30	291,776.92	(82,281,091.28)	(65,422.22)	18,449,066.29	(63,832,025.00)	5,251.98	60,170.24
Apr-30	291,776.92	(81,989,314.36)	(65,422.22)	18,383,644.07	(63,605,670.30)	5,251.98	60,170.24
May-30	291,776.92	(81,697,537.44)	(65,422.22)	18,318,221.85	(63,379,315.60)	5,251.98	60,170.24
Jun-30	291,776.92	(81,405,760.53)	(65,422.22)	18,252,799.62	(63,152,960.90)	5,251.98	60,170.24
Jul-30	291,776.92	(81,113,983.61)	(65,422.22)	18,187,377.40	(62,926,606.20)	5,251.98	60,170.24
Aug-30	291,776.92	(80,822,206.69)	(65,422.22)	18,121,955.18	(62,700,251.50)	5,251.98	60,170.24
Sep-30	291,776.92	(80,530,429.77)	(65,422.22)	18,056,532.96	(62,473,896.80)	5,251.98	60,170.24
Oct-30	291,776.92	(80,238,652.85)	(65,422.22)	17,991,110.74	(62,247,542.11)	5,251.98	60,170.24
Nov-30	291,776.92	(79,946,875.93)	(65,422.22)	17,925,688.52	(62,021,187.41)	5,251.98	60,170.24
Dec-30	291,776.92	(79,655,099.01)	(65,422.22)	17,860,266.30	(61,794,832.71)	5,251.98	60,170.24
Jan-31	291,776.92	(79,363,322.09)	(65,422.22)	17,794,844.08	(61,568,478.01)	5,251.98	60,170.24
Feb-31	291,776.92	(79,071,545.17)	(65,422.22)	17,729,421.86	(61,342,123.31)	5,251.98	60,170.24
Mar-31	291,776.92	(78,779,768.25)	(65,422.22)	17,663,999.64	(61,115,768.61)	5,251.98	60,170.24
Apr-31	291,776.92	(78,487,991.33)	(65,422.22)	17,598,577.42	(60,889,413.91)	5,251.98	60,170.24
May-31	291,776.92	(78,196,214.41)	(65,422.22)	17,533,155.20	(60,663,059.22)	5,251.98	60,170.24
Jun-31	291,776.92	(77,904,437.49)	(65,422.22)	17,467,732.97	(60,436,704.52)	5,251.98	60,170.24
Jul-31	291,776.92	(77,612,660.57)	(65,422.22)	17,402,310.75	(60,210,349.82)	5,251.98	60,170.24
Aug-31	291,776.92	(77,320,883.65)	(65,422.22)	17,336,888.53	(59,983,995.12)	5,251.98	60,170.24
Sep-31	291,776.92	(77,029,106.73)	(65,422.22)	17,271,466.31	(59,757,640.42)	5,251.98	60,170.24
Oct-31	291,776.92	(76,737,329.81)	(65,422.22)	17,206,044.09	(59,531,285.72)	5,251.98	60,170.24
Nov-31	291,776.92	(76,445,552.89)	(65,422.22)	17,140,621.87	(59,304,931.02)	5,251.98	60,170.24
Dec-31	291,776.92	(76,153,775.98)	(65,422.22)	17,075,199.65	(59,078,576.33)	5,251.98	60,170.24
Jan-32	291,776.92	(75,861,999.06)	(65,422.22)	17,009,777.43	(58,852,221.63)	5,251.98	60,170.24
Feb-32	291,776.92	(75,570,222.14)	(65,422.22)	16,944,355.21	(58,625,866.93)	5,251.98	60,170.24
Mar-32	291,776.92	(75,278,445.22)	(65,422.22)	16,878,932.99	(58,399,512.23)	5,251.98	60,170.24
Apr-32	291,776.92	(74,986,668.30)	(65,422.22)	16,813,510.77	(58,173,157.53)	5,251.98	60,170.24
May-32	291,776.92	(74,694,891.38)	(65,422.22)	16,748,088.54	(57,946,802.83)	5,251.98	60,170.24
Jun-32	291,776.92	(74,403,114.46)	(65,422.22)	16,682,666.32	(57,720,448.13)	5,251.98	60,170.24
Jul-32	291,776.92	(74,111,337.54)	(65,422.22)	16,617,244.10	(57,494,093.44)	5,251.98	60,170.24
Aug-32	291,776.92	(73,819,560.62)	(65,422.22)	16,551,821.88	(57,267,738.74)	5,251.98	60,170.24
Sep-32	291,776.92	(73,527,783.70)	(65,422.22)	16,486,399.66	(57,041,384.04)	5,251.98	60,170.24
Oct-32	291,776.92	(73,236,006.78)	(65,422.22)	16,420,977.44	(56,815,029.34)	5,251.98	60,170.24
Nov-32	291,776.92	(72,944,229.86)	(65,422.22)	16,355,555.22	(56,588,674.64)	5,251.98	60,170.24
Dec-32	291,776.92	(72,652,452.94)	(65,422.22)	16,290,133.00	(56,362,319.94)	5,251.98	60,170.24
Jan-33	291,776.92	(72,360,676.02)	(65,422.22)	16,224,710.78	(56,135,965.24)	5,251.98	60,170.24
Feb-33	291,776.92	(72,068,899.10)	(65,422.22)	16,159,288.56	(55,909,610.55)	5,251.98	60,170.24
Mar-33	291,776.92	(71,777,122.18)	(65,422.22)	16,093,866.34	(55,683,255.85)	5,251.98	60,170.24
Apr-33	291,776.92	(71,485,345.26)	(65,422.22)	16,028,444.12	(55,456,901.15)	5,251.98	60,170.24
May-33	291,776.92	(71,193,568.34)	(65,422.22)	15,963,021.89	(55,230,546.45)	5,251.98	60,170.24
Jun-33	291,776.92	(70,901,791.43)	(65,422.22)	15,897,599.67	(55,004,191.75)	5,251.98	60,170.24
Jul-33	291,776.92	(70,610,014.51)	(65,422.22)	15,832,177.45	(54,777,837.05)	5,251.98	60,170.24
Aug-33	291,776.92	(70,318,237.59)	(65,422.22)	15,766,755.23	(54,551,482.35)	5,251.98	60,170.24
Sep-33	291,776.92	(70,026,460.67)	(65,422.22)	15,701,333.01	(54,325,127.66)	5,251.98	60,170.24
Oct-33	291,776.92	(69,734,683.75)	(65,422.22)	15,635,910.79	(54,098,772.96)	5,251.98	60,170.24
Nov-33	291,776.92	(69,442,906.83)	(65,422.22)	15,570,488.57	(53,872,418.26)	5,251.98	60,170.24
Dec-33	291,776.92	(69,151,129.91)	(65,422.22)	15,505,066.35	(53,646,063.56)	5,251.98	60,170.24
Jan-34	291,776.92	(68,859,352.99)	(65,422.22)	15,439,644.13	(53,419,708.86)	5,251.98	60,170.24
Feb-34	291,776.92	(68,567,576.07)	(65,422.22)	15,374,221.91	(53,193,354.16)	5,251.98	60,170.24
Mar-34	291,776.92	(68,275,799.15)	(65,422.22)	15,308,799.69	(52,966,999.46)	5,251.98	60,170.24
Apr-34	291,776.92	(67,984,022.23)	(65,422.22)	15,243,377.46	(52,740,644.77)	5,251.98	60,170.24
May-34	291,776.92	(67,692,245.31)	(65,422.22)	15,177,955.24	(52,514,290.07)	5,251.98	60,170.24
Jun-34	291,776.92	(67,400,468.39)	(65,422.22)	15,112,533.02	(52,287,935.37)	5,251.98	60,170.24
Jul-34	291,776.92	(67,108,691.47)	(65,422.22)	15,047,110.80	(52,061,580.67)	5,251.98	60,170.24
Aug-34	291,776.92	(66,816,914.55)	(65,422.22)	14,981,688.58	(51,835,225.97)	5,251.98	60,170.24
Sep-34	291,776.92	(66,525,137.63)	(65,422.22)	14,916,266.36	(51,608,871.27)	5,251.98	60,170.24
Oct-34	291,776.92	(66,233,360.71)	(65,422.22)	14,850,844.14	(51,382,516.57)	5,251.98	60,170.24
Nov-34	291,776.92	(65,941,583.79)	(65,422.22)	14,785,421.92	(51,156,161.88)	5,251.98	60,170.24
Dec-34	291,776.92	(65,649,806.88)	(65,422.22)	14,719,999.70	(50,929,807.18)	5,251.98	60,170.24
Jan-35	291,776.92	(65,358,029.96)	(65,422.22)	14,654,577.48	(50,703,452.48)	5,251.98	60,170.24
Feb-35	291,776.92	(65,066,253.04)	(65,422.22)	14,589,155.26	(50,477,097.78)	5,251.98	60,170.24
Mar-35	291,776.92	(64,774,476.12)	(65,422.22)	14,523,733.03	(50,250,743.08)	5,251.98	60,170.24
Apr-35	291,776.92	(64,482,699.20)	(65,422.22)	14,458,310.81	(50,024,388.38)	5,251.98	60,170.24
May-35	291,776.92	(64,190,922.28)	(65,422.22)	14,392,888.59	(49,798,033.68)	5,251.98	60,170.24
Jun-35	291,776.92	(63,899,145.36)	(65,422.22)	14,327,466.37	(49,571,678.99)	5,251.98	60,170.24
Jul-35	291,776.92	(63,607,368.44)	(65,422.22)	14,262,044.15	(49,345,324.29)	5,251.98	60,170.24
Aug-35	291,776.92	(63,315,591.52)	(65,422.22)	14,196,621.93	(49,118,969.59)	5,251.98	60,170.24
Sep-35	291,776.92	(63,023,814.60)	(65,422.22)	14,131,199.71	(48,892,614.89)	5,251.98	60,170.24
Oct-35	291,776.92	(62,732,037.68)	(65,422.22)	14,065,777.49	(48,666,260.19)	5,251.98	60,170.24
Nov-35	291,776.92	(62,440,260.76)	(65,422.22)	14,000,355.27	(48,439,905.49)	5,251.98	60,170.24
Dec-35	291,776.92	(62,148,483.84)	(65,422.22)	13,934,933.05	(48,213,550.79)	5,251.98	60,170.24
Jan-36	291,776.92	(61,856,706.92)	(65,422.22)	13,869,510.83	(47,987,196.10)	5,251.98	60,170.24
Feb-36	291,776.92	(61,564,930.00)	(65,422.22)	13,804,088.61	(47,760,841.40)	5,251.98	60,170.24
Mar-36	291,776.92	(61,273,153.08)	(65,422.22)	13,738,666.38	(47,534,486.70)	5,251.98	60,170.24
Apr-36	291,776.92	(60,981,376.16)	(65,422.22)	13,673,244.16	(47,308,132.00)	5,251.98	60,170.24
May-36	291,776.92	(60,689,599.24)	(65,422.22)	13,607,821.94	(47,081,777.30)	5,251.98	60,170.24
Jun-36	291,776.92	(60,397,822.33)	(65,422.22)	13,542,399.72	(46,855,422.60)	5,251.98	60,170.24
Jul-36	291,776.92	(60,106,045.41)	(65,422.22)	13,476,977.50	(46,629,067.90)	5,251.98	60,170.24
Aug-36	291,776.92	(59,814,268.49)	(65,422.22)	13,411,555.28	(46,402,713.21)	5,251.98	60,170.24
Sep-36	291,776.92	(59,522,491.57)	(65,422.22)	13,346,133.06	(46,176,358.51)	5,251.98	60,170.24

Oct-36	291,776.92	(59,230,714.65)	(65,422.22)	13,280,710.84	(45,950,003.81)	5,251.98	60,170.24
Nov-36	291,776.92	(58,938,937.73)	(65,422.22)	13,215,288.62	(45,723,649.11)	5,251.98	60,170.24
Dec-36	291,776.92	(58,647,160.81)	(65,422.22)	13,149,866.40	(45,497,294.41)	5,251.98	60,170.24
Jan-37	291,776.92	(58,355,383.89)	(65,422.22)	13,084,444.18	(45,270,939.71)	5,251.98	60,170.24
Feb-37	291,776.92	(58,063,606.97)	(65,422.22)	13,019,021.95	(45,044,585.01)	5,251.98	60,170.24
Mar-37	291,776.92	(57,771,830.05)	(65,422.22)	12,953,599.73	(44,818,230.32)	5,251.98	60,170.24
Apr-37	291,776.92	(57,480,053.13)	(65,422.22)	12,888,177.51	(44,591,875.62)	5,251.98	60,170.24
May-37	291,776.92	(57,188,276.21)	(65,422.22)	12,822,755.29	(44,365,520.92)	5,251.98	60,170.24
Jun-37	291,776.92	(56,896,499.29)	(65,422.22)	12,757,333.07	(44,139,166.22)	5,251.98	60,170.24
Jul-37	291,776.92	(56,604,722.37)	(65,422.22)	12,691,910.85	(43,912,811.52)	5,251.98	60,170.24
Aug-37	291,776.92	(56,312,945.45)	(65,422.22)	12,626,488.63	(43,686,456.82)	5,251.98	60,170.24
Sep-37	291,776.92	(56,021,168.53)	(65,422.22)	12,561,066.41	(43,460,102.12)	5,251.98	60,170.24
Oct-37	291,776.92	(55,729,391.61)	(65,422.22)	12,495,644.19	(43,233,747.43)	5,251.98	60,170.24
Nov-37	291,776.92	(55,437,614.69)	(65,422.22)	12,430,221.97	(43,007,392.73)	5,251.98	60,170.24
Dec-37	291,776.92	(55,145,837.78)	(65,422.22)	12,364,799.75	(42,781,038.03)	5,251.98	60,170.24
Jan-38	291,776.92	(54,854,060.86)	(65,422.22)	12,299,377.53	(42,554,683.33)	5,251.98	60,170.24
Feb-38	291,776.92	(54,562,283.94)	(65,422.22)	12,233,955.30	(42,328,328.63)	5,251.98	60,170.24
Mar-38	291,776.92	(54,270,507.02)	(65,422.22)	12,168,533.08	(42,101,973.93)	5,251.98	60,170.24
Apr-38	291,776.92	(53,978,730.10)	(65,422.22)	12,103,110.86	(41,875,619.23)	5,251.98	60,170.24
May-38	291,776.92	(53,686,953.18)	(65,422.22)	12,037,688.64	(41,649,264.54)	5,251.98	60,170.24
Jun-38	291,776.92	(53,395,176.26)	(65,422.22)	11,972,266.42	(41,422,909.84)	5,251.98	60,170.24
Jul-38	291,776.92	(53,103,399.34)	(65,422.22)	11,906,844.20	(41,196,555.14)	5,251.98	60,170.24
Aug-38	291,776.92	(52,811,622.42)	(65,422.22)	11,841,421.98	(40,970,200.44)	5,251.98	60,170.24
Sep-38	291,776.92	(52,519,845.50)	(65,422.22)	11,775,999.76	(40,743,845.74)	5,251.98	60,170.24
Oct-38	291,776.92	(52,228,068.58)	(65,422.22)	11,710,577.54	(40,517,491.04)	5,251.98	60,170.24
Nov-38	291,776.92	(51,936,291.66)	(65,422.22)	11,645,155.32	(40,291,136.34)	5,251.98	60,170.24
Dec-38	291,776.92	(51,644,514.74)	(65,422.22)	11,579,733.10	(40,064,781.65)	5,251.98	60,170.24
Jan-39	291,776.92	(51,352,737.82)	(65,422.22)	11,514,310.87	(39,838,426.95)	5,251.98	60,170.24
Feb-39	291,776.92	(51,060,960.90)	(65,422.22)	11,448,888.65	(39,612,072.25)	5,251.98	60,170.24
Mar-39	291,776.92	(50,769,183.98)	(65,422.22)	11,383,466.43	(39,385,717.55)	5,251.98	60,170.24
Apr-39	291,776.92	(50,477,407.06)	(65,422.22)	11,318,044.21	(39,159,362.85)	5,251.98	60,170.24
May-39	291,776.92	(50,185,630.14)	(65,422.22)	11,252,621.99	(38,933,008.15)	5,251.98	60,170.24
Jun-39	291,776.92	(49,893,853.23)	(65,422.22)	11,187,199.77	(38,706,653.45)	5,251.98	60,170.24
Jul-39	291,776.92	(49,602,076.31)	(65,422.22)	11,121,777.55	(38,480,298.76)	5,251.98	60,170.24
Aug-39	291,776.92	(49,310,299.39)	(65,422.22)	11,056,355.33	(38,253,944.06)	5,251.98	60,170.24
Sep-39	291,776.92	(49,018,522.47)	(65,422.22)	10,990,933.11	(38,027,589.36)	5,251.98	60,170.24
Oct-39	291,776.92	(48,726,745.55)	(65,422.22)	10,925,510.89	(37,801,234.66)	5,251.98	60,170.24
Nov-39	291,776.92	(48,434,968.63)	(65,422.22)	10,860,088.67	(37,574,879.96)	5,251.98	60,170.24
Dec-39	291,776.92	(48,143,191.71)	(65,422.22)	10,794,666.44	(37,348,525.26)	5,251.98	60,170.24
Jan-40	291,776.92	(47,851,414.79)	(65,422.22)	10,729,244.22	(37,122,170.56)	5,251.98	60,170.24
Feb-40	291,776.92	(47,559,637.87)	(65,422.22)	10,663,822.00	(36,895,815.87)	5,251.98	60,170.24
Mar-40	291,776.92	(47,267,860.95)	(65,422.22)	10,598,399.78	(36,669,461.17)	5,251.98	60,170.24
Apr-40	291,776.92	(46,976,084.03)	(65,422.22)	10,532,977.56	(36,443,106.47)	5,251.98	60,170.24
May-40	291,776.92	(46,684,307.11)	(65,422.22)	10,467,555.34	(36,216,751.77)	5,251.98	60,170.24
Jun-40	291,776.92	(46,392,530.19)	(65,422.22)	10,402,133.12	(35,990,397.07)	5,251.98	60,170.24
Jul-40	291,776.92	(46,100,753.27)	(65,422.22)	10,336,710.90	(35,764,042.37)	5,251.98	60,170.24
Aug-40	291,776.92	(45,808,976.35)	(65,422.22)	10,271,288.68	(35,537,687.67)	5,251.98	60,170.24
Sep-40	291,776.92	(45,517,199.43)	(65,422.22)	10,205,866.46	(35,311,332.98)	5,251.98	60,170.24
Oct-40	291,776.92	(45,225,422.51)	(65,422.22)	10,140,444.24	(35,084,978.28)	5,251.98	60,170.24
Nov-40	291,776.92	(44,933,645.59)	(65,422.22)	10,075,022.02	(34,858,623.58)	5,251.98	60,170.24
Dec-40	291,776.92	(44,641,868.68)	(65,422.22)	10,009,599.79	(34,632,268.88)	5,251.98	60,170.24
Jan-41	291,776.92	(44,350,091.76)	(65,422.22)	9,944,177.57	(34,405,914.18)	5,251.98	60,170.24
Feb-41	291,776.92	(44,058,314.84)	(65,422.22)	9,878,755.35	(34,179,559.48)	5,251.98	60,170.24
Mar-41	291,776.92	(43,766,537.92)	(65,422.22)	9,813,333.13	(33,953,204.78)	5,251.98	60,170.24
Apr-41	291,776.92	(43,474,761.00)	(65,422.22)	9,747,910.91	(33,726,850.09)	5,251.98	60,170.24
May-41	291,776.92	(43,182,984.08)	(65,422.22)	9,682,488.69	(33,500,495.39)	5,251.98	60,170.24
Jun-41	291,776.92	(42,891,207.16)	(65,422.22)	9,617,066.47	(33,274,140.69)	5,251.98	60,170.24
Jul-41	291,776.92	(42,599,430.24)	(65,422.22)	9,551,644.25	(33,047,785.99)	5,251.98	60,170.24
Aug-41	291,776.92	(42,307,653.32)	(65,422.22)	9,486,222.03	(32,821,431.29)	5,251.98	60,170.24
Sep-41	291,776.92	(42,015,876.40)	(65,422.22)	9,420,799.81	(32,595,076.59)	5,251.98	60,170.24
Oct-41	291,776.92	(41,724,099.48)	(65,422.22)	9,355,377.59	(32,368,721.90)	5,251.98	60,170.24
Nov-41	291,776.92	(41,432,322.56)	(65,422.22)	9,289,955.36	(32,142,367.20)	5,251.98	60,170.24
Dec-41	291,776.92	(41,140,545.64)	(65,422.22)	9,224,533.14	(31,916,012.50)	5,251.98	60,170.24
Jan-42	291,776.92	(40,848,768.72)	(65,422.22)	9,159,110.92	(31,689,657.80)	5,251.98	60,170.24
Feb-42	291,776.92	(40,556,991.80)	(65,422.22)	9,093,688.70	(31,463,303.10)	5,251.98	60,170.24
Mar-42	291,776.92	(40,265,214.88)	(65,422.22)	9,028,266.48	(31,236,948.40)	5,251.98	60,170.24
Apr-42	291,776.92	(39,973,437.96)	(65,422.22)	8,962,844.26	(31,010,593.70)	5,251.98	60,170.24
May-42	291,776.92	(39,681,661.04)	(65,422.22)	8,897,422.04	(30,784,239.01)	5,251.98	60,170.24
Jun-42	291,776.92	(39,389,884.13)	(65,422.22)	8,831,999.82	(30,557,884.31)	5,251.98	60,170.24
Jul-42	291,776.92	(39,098,107.21)	(65,422.22)	8,766,577.60	(30,331,529.61)	5,251.98	60,170.24
Aug-42	291,776.92	(38,806,330.29)	(65,422.22)	8,701,155.38	(30,105,174.91)	5,251.98	60,170.24
Sep-42	291,776.92	(38,514,553.37)	(65,422.22)	8,635,733.16	(29,878,820.21)	5,251.98	60,170.24
Oct-42	291,776.92	(38,222,776.45)	(65,422.22)	8,570,310.93	(29,652,465.51)	5,251.98	60,170.24
Nov-42	291,776.92	(37,930,999.53)	(65,422.22)	8,504,888.71	(29,426,110.81)	5,251.98	60,170.24
Dec-42	291,776.92	(37,639,222.61)	(65,422.22)	8,439,466.49	(29,199,756.12)	5,251.98	60,170.24
Jan-43	291,776.92	(37,347,445.69)	(65,422.22)	8,374,044.27	(28,973,401.42)	5,251.98	60,170.24
Feb-43	291,776.92	(37,055,668.77)	(65,422.22)	8,308,622.05	(28,747,046.72)	5,251.98	60,170.24
Mar-43	291,776.92	(36,763,891.85)	(65,422.22)	8,243,199.83	(28,520,692.02)	5,251.98	60,170.24
Apr-43	291,776.92	(36,472,114.93)	(65,422.22)	8,177,777.61	(28,294,337.32)	5,251.98	60,170.24
May-43	291,776.92	(36,180,338.01)	(65,422.22)	8,112,355.39	(28,067,982.62)	5,251.98	60,170.24
Jun-43	291,776.92	(35,888,561.09)	(65,422.22)	8,046,933.17	(27,841,627.92)	5,251.98	60,170.24
Jul-43	291,776.92	(35,596,784.17)	(65,422.22)	7,981,510.95	(27,615,273.23)	5,251.98	60,170.24
Aug-43	291,776.92	(35,305,007.25)	(65,422.22)	7,916,088.73	(27,388,918.53)	5,251.98	60,170.24
Sep-43	291,776.92	(35,013,230.33)	(65,422.22)	7,850,666.51	(27,162,563.83)	5,251.98	60,170.24
Oct-43	291,776.92	(34,721,453.41)	(65,422.22)	7,785,244.28	(26,936,209.13)	5,251.98	60,170.24
Nov-43	291,776.92	(34,429,676.49)	(65,422.22)	7,719,822.06	(26,709,854.43)	5,251.98	60,170.24
Dec-43	291,776.92	(34,137,899.58)	(65,422.22)	7,654,399.84	(26,483,499.73)	5,251.98	60,170.24
Jan-44	291,776.92	(33,846,122.66)	(65,422.22)	7,588,977.62	(26,257,145.03)	5,251.98	60,170.24
Feb-44	291,776.92	(33,554,345.74)	(65,422.22)	7,523,555.40	(26,030,790.34)	5,251.98	60,170.24
Mar-44	291,776.92	(33,262,568.82)	(65,422.22)	7,458,133.18	(25,804,435.64)	5,251.98	60,170.24
Apr-44	291,776.92	(32,970,791.90)	(65,422.22)	7,392,710.96	(25,578,080.94)	5,251.98	60,170.24
May-44	291,776.92	(32,679,014.98)	(65,422.22)	7,327,288.74	(25,351,726.24)	5,251.98	60,170.24
Jun-44	291,776.92	(32,387,238.06)	(65,422.22)	7,261,866.52	(25,125,371.54)	5,251.98	60,170.24
Jul-44	291,776.92	(32,095,461.14)	(65,422.22)	7,196,444.30	(24,899,016.84)	5,251.98	60,170.24
Aug-44	291,776.92	(31,803,684.22)	(65,422.22)	7,131,022.08	(24,672,662.14)	5,251.98	60,170.24

Sep-44	291,776.92	(31,511,907.30)	(65,422.22)	7,065,599.85	(24,446,307.45)	5,251.98	60,170.24
Oct-44	291,776.92	(31,220,130.38)	(65,422.22)	7,000,177.63	(24,219,952.75)	5,251.98	60,170.24
Nov-44	291,776.92	(30,928,353.46)	(65,422.22)	6,934,755.41	(23,993,598.05)	5,251.98	60,170.24
Dec-44	291,776.92	(30,636,576.54)	(65,422.22)	6,869,333.19	(23,767,243.35)	5,251.98	60,170.24
Jan-45	291,776.92	(30,344,799.62)	(65,422.22)	6,803,910.97	(23,540,888.65)	5,251.98	60,170.24
Feb-45	291,776.92	(30,053,022.70)	(65,422.22)	6,738,488.75	(23,314,533.95)	5,251.98	60,170.24
Mar-45	291,776.92	(29,761,245.78)	(65,422.22)	6,673,066.53	(23,088,179.25)	5,251.98	60,170.24
Apr-45	291,776.92	(29,469,468.86)	(65,422.22)	6,607,644.31	(22,861,824.56)	5,251.98	60,170.24
May-45	291,776.92	(29,177,691.94)	(65,422.22)	6,542,222.09	(22,635,469.86)	5,251.98	60,170.24
Jun-45	291,776.92	(28,885,915.03)	(65,422.22)	6,476,799.87	(22,409,115.16)	5,251.98	60,170.24
Jul-45	291,776.92	(28,594,138.11)	(65,422.22)	6,411,377.65	(22,182,760.46)	5,251.98	60,170.24
Aug-45	291,776.92	(28,302,361.19)	(65,422.22)	6,345,955.43	(21,956,405.76)	5,251.98	60,170.24
Sep-45	291,776.92	(28,010,584.27)	(65,422.22)	6,280,533.20	(21,730,051.06)	5,251.98	60,170.24
Oct-45	291,776.92	(27,718,807.35)	(65,422.22)	6,215,110.98	(21,503,696.36)	5,251.98	60,170.24
Nov-45	291,776.92	(27,427,030.43)	(65,422.22)	6,149,688.76	(21,277,341.67)	5,251.98	60,170.24
Dec-45	291,776.92	(27,135,253.51)	(65,422.22)	6,084,266.54	(21,050,986.97)	5,251.98	60,170.24
Jan-46	291,776.92	(26,843,476.59)	(65,422.22)	6,018,844.32	(20,824,632.27)	5,251.98	60,170.24
Feb-46	291,776.92	(26,551,699.67)	(65,422.22)	5,953,422.10	(20,598,277.57)	5,251.98	60,170.24
Mar-46	291,776.92	(26,259,922.75)	(65,422.22)	5,887,999.88	(20,371,922.87)	5,251.98	60,170.24
Apr-46	291,776.92	(25,968,145.83)	(65,422.22)	5,822,577.66	(20,145,568.17)	5,251.98	60,170.24
May-46	291,776.92	(25,676,368.91)	(65,422.22)	5,757,155.44	(19,919,213.47)	5,251.98	60,170.24
Jun-46	291,776.92	(25,384,591.99)	(65,422.22)	5,691,733.22	(19,692,858.78)	5,251.98	60,170.24
Jul-46	291,776.92	(25,092,815.07)	(65,422.22)	5,626,311.00	(19,466,504.08)	5,251.98	60,170.24
Aug-46	291,776.92	(24,801,038.15)	(65,422.22)	5,560,888.77	(19,240,149.38)	5,251.98	60,170.24
Sep-46	291,776.92	(24,509,261.23)	(65,422.22)	5,495,466.55	(19,013,794.68)	5,251.98	60,170.24
Oct-46	291,776.92	(24,217,484.31)	(65,422.22)	5,430,044.33	(18,787,439.98)	5,251.98	60,170.24
Nov-46	291,776.92	(23,925,707.39)	(65,422.22)	5,364,622.11	(18,561,085.28)	5,251.98	60,170.24
Dec-46	291,776.92	(23,633,930.48)	(65,422.22)	5,299,199.89	(18,334,730.58)	5,251.98	60,170.24
Jan-47	291,776.92	(23,342,153.56)	(65,422.22)	5,233,777.67	(18,108,375.89)	5,251.98	60,170.24
Feb-47	291,776.92	(23,050,376.64)	(65,422.22)	5,168,355.45	(17,882,021.19)	5,251.98	60,170.24
Mar-47	291,776.92	(22,758,599.72)	(65,422.22)	5,102,933.23	(17,655,666.49)	5,251.98	60,170.24
Apr-47	291,776.92	(22,466,822.80)	(65,422.22)	5,037,511.01	(17,429,311.79)	5,251.98	60,170.24
May-47	291,776.92	(22,175,045.88)	(65,422.22)	4,972,088.79	(17,202,957.09)	5,251.98	60,170.24
Jun-47	291,776.92	(21,883,268.96)	(65,422.22)	4,906,666.57	(16,976,602.39)	5,251.98	60,170.24
Jul-47	291,776.92	(21,591,492.04)	(65,422.22)	4,841,244.34	(16,750,247.69)	5,251.98	60,170.24
Aug-47	291,776.92	(21,299,715.12)	(65,422.22)	4,775,822.12	(16,523,893.00)	5,251.98	60,170.24
Sep-47	291,776.92	(21,007,938.20)	(65,422.22)	4,710,399.90	(16,297,538.30)	5,251.98	60,170.24
Oct-47	291,776.92	(20,716,161.28)	(65,422.22)	4,644,977.68	(16,071,183.60)	5,251.98	60,170.24
Nov-47	291,776.92	(20,424,384.36)	(65,422.22)	4,579,555.46	(15,844,828.90)	5,251.98	60,170.24
Dec-47	291,776.92	(20,132,607.44)	(65,422.22)	4,514,133.24	(15,618,474.20)	5,251.98	60,170.24
Jan-48	291,776.92	(19,840,830.52)	(65,422.22)	4,448,711.02	(15,392,119.50)	5,251.98	60,170.24
Feb-48	291,776.92	(19,549,053.60)	(65,422.22)	4,383,288.80	(15,165,764.80)	5,251.98	60,170.24
Mar-48	291,776.92	(19,257,276.68)	(65,422.22)	4,317,866.58	(14,939,410.11)	5,251.98	60,170.24
Apr-48	291,776.92	(18,965,499.76)	(65,422.22)	4,252,444.36	(14,713,055.41)	5,251.98	60,170.24
May-48	291,776.92	(18,673,722.84)	(65,422.22)	4,187,022.14	(14,486,700.71)	5,251.98	60,170.24
Jun-48	291,776.92	(18,381,945.93)	(65,422.22)	4,121,599.92	(14,260,346.01)	5,251.98	60,170.24
Jul-48	291,776.92	(18,090,169.01)	(65,422.22)	4,056,177.69	(14,033,991.31)	5,251.98	60,170.24
Aug-48	291,776.92	(17,798,392.09)	(65,422.22)	3,990,755.47	(13,807,636.61)	5,251.98	60,170.24
Sep-48	291,776.92	(17,506,615.17)	(65,422.22)	3,925,333.25	(13,581,281.91)	5,251.98	60,170.24
Oct-48	291,776.92	(17,214,838.25)	(65,422.22)	3,859,911.03	(13,354,927.22)	5,251.98	60,170.24
Nov-48	291,776.92	(16,923,061.33)	(65,422.22)	3,794,488.81	(13,128,572.52)	5,251.98	60,170.24
Dec-48	291,776.92	(16,631,284.41)	(65,422.22)	3,729,066.59	(12,902,217.82)	5,251.98	60,170.24
Jan-49	291,776.92	(16,339,507.49)	(65,422.22)	3,663,644.37	(12,675,863.12)	5,251.98	60,170.24
Feb-49	291,776.92	(16,047,730.57)	(65,422.22)	3,598,222.15	(12,449,508.42)	5,251.98	60,170.24
Mar-49	291,776.92	(15,755,953.65)	(65,422.22)	3,532,799.93	(12,223,153.72)	5,251.98	60,170.24
Apr-49	291,776.92	(15,464,176.73)	(65,422.22)	3,467,377.71	(11,996,799.02)	5,251.98	60,170.24
May-49	291,776.92	(15,172,399.81)	(65,422.22)	3,401,955.49	(11,770,444.33)	5,251.98	60,170.24
Jun-49	291,776.92	(14,880,622.89)	(65,422.22)	3,336,533.26	(11,544,089.63)	5,251.98	60,170.24
Jul-49	291,776.92	(14,588,845.97)	(65,422.22)	3,271,111.04	(11,317,734.93)	5,251.98	60,170.24
Aug-49	291,776.92	(14,297,069.05)	(65,422.22)	3,205,688.82	(11,091,380.23)	5,251.98	60,170.24
Sep-49	291,776.92	(14,005,292.13)	(65,422.22)	3,140,266.60	(10,865,025.53)	5,251.98	60,170.24
Oct-49	291,776.92	(13,713,515.21)	(65,422.22)	3,074,844.38	(10,638,670.83)	5,251.98	60,170.24
Nov-49	291,776.92	(13,421,738.29)	(65,422.22)	3,009,422.16	(10,412,316.13)	5,251.98	60,170.24
Dec-49	291,776.92	(13,129,961.38)	(65,422.22)	2,943,999.94	(10,185,961.44)	5,251.98	60,170.24
Jan-50	291,776.92	(12,838,184.46)	(65,422.22)	2,878,577.72	(9,959,606.74)	5,251.98	60,170.24
Feb-50	291,776.92	(12,546,407.54)	(65,422.22)	2,813,155.50	(9,733,252.04)	5,251.98	60,170.24
Mar-50	291,776.92	(12,254,630.62)	(65,422.22)	2,747,733.28	(9,506,897.34)	5,251.98	60,170.24
Apr-50	291,776.92	(11,962,853.70)	(65,422.22)	2,682,311.06	(9,280,542.64)	5,251.98	60,170.24
May-50	291,776.92	(11,671,076.78)	(65,422.22)	2,616,888.84	(9,054,187.94)	5,251.98	60,170.24
Jun-50	291,776.92	(11,379,299.86)	(65,422.22)	2,551,466.61	(8,827,833.24)	5,251.98	60,170.24
Jul-50	291,776.92	(11,087,522.94)	(65,422.22)	2,486,044.39	(8,601,478.55)	5,251.98	60,170.24
Aug-50	291,776.92	(10,795,746.02)	(65,422.22)	2,420,622.17	(8,375,123.85)	5,251.98	60,170.24
Sep-50	291,776.92	(10,503,969.10)	(65,422.22)	2,355,199.95	(8,148,769.15)	5,251.98	60,170.24
Oct-50	291,776.92	(10,212,192.18)	(65,422.22)	2,289,777.73	(7,922,414.45)	5,251.98	60,170.24
Nov-50	291,776.92	(9,920,415.26)	(65,422.22)	2,224,355.51	(7,696,059.75)	5,251.98	60,170.24
Dec-50	291,776.92	(9,628,638.34)	(65,422.22)	2,158,933.29	(7,469,705.05)	5,251.98	60,170.24
Jan-51	291,776.92	(9,336,861.42)	(65,422.22)	2,093,511.07	(7,243,350.35)	5,251.98	60,170.24
Feb-51	291,776.92	(9,045,084.50)	(65,422.22)	2,028,088.85	(7,016,995.66)	5,251.98	60,170.24
Mar-51	291,776.92	(8,753,307.58)	(65,422.22)	1,962,666.63	(6,790,640.96)	5,251.98	60,170.24
Apr-51	291,776.92	(8,461,530.66)	(65,422.22)	1,897,244.41	(6,564,286.26)	5,251.98	60,170.24
May-51	291,776.92	(8,169,753.74)	(65,422.22)	1,831,822.18	(6,337,931.56)	5,251.98	60,170.24
Jun-51	291,776.92	(7,877,976.83)	(65,422.22)	1,766,399.96	(6,111,576.86)	5,251.98	60,170.24
Jul-51	291,776.92	(7,586,199.91)	(65,422.22)	1,700,977.74	(5,885,222.16)	5,251.98	60,170.24
Aug-51	291,776.92	(7,294,422.99)	(65,422.22)	1,635,555.52	(5,658,867.46)	5,251.98	60,170.24
Sep-51	291,776.92	(7,002,646.07)	(65,422.22)	1,570,133.30	(5,432,512.77)	5,251.98	60,170.24
Oct-51	291,776.92	(6,710,869.15)	(65,422.22)	1,504,711.08	(5,206,158.07)	5,251.98	60,170.24
Nov-51	291,776.92	(6,419,092.23)	(65,422.22)	1,439,288.86	(4,979,803.37)	5,251.98	60,170.24
Dec-51	291,776.92	(6,127,315.31)	(65,422.22)	1,373,866.64	(4,753,448.67)	5,251.98	60,170.24
Jan-52	291,776.92	(5,835,538.39)	(65,422.22)	1,308,444.42	(4,527,093.97)	5,251.98	60,170.24
Feb-52	291,776.92	(5,543,761.47)	(65,422.22)	1,243,022.20	(4,300,739.27)	5,251.98	60,170.24
Mar-52	291,776.92	(5,251,984.55)	(65,422.22)	1,177,599.98	(4,074,384.57)	5,251.98	60,170.24
Apr-52	291,776.92	(4,960,207.63)	(65,422.22)	1,112,177.75	(3,848,029.88)	5,251.98	60,170.24
May-52	291,776.92	(4,668,430.71)	(65,422.22)	1,046,755.53	(3,621,675.18)	5,251.98	60,170.24
Jun-52	291,776.92	(4,376,653.79)	(65,422.22)	981,333.31	(3,395,320.48)	5,251.98	60,170.24
Jul-52	291,776.92	(4,084,876.87)	(65,422.22)	915,911.09	(3,168,965.78)	5,251.98	60,170.24

Aug-52	291,776.92	(3,793,099.95)	(65,422.22)	850,488.87	(2,942,611.08)	5,251.98	60,170.24
Sep-52	291,776.92	(3,501,323.03)	(65,422.22)	785,066.65	(2,716,256.38)	5,251.98	60,170.24
Oct-52	291,776.92	(3,209,546.11)	(65,422.22)	719,644.43	(2,489,901.68)	5,251.98	60,170.24
Nov-52	291,776.92	(2,917,769.19)	(65,422.22)	654,222.21	(2,263,546.99)	5,251.98	60,170.24
Dec-52	291,776.92	(2,625,992.28)	(65,422.22)	588,799.99	(2,037,192.29)	5,251.98	60,170.24
Jan-53	291,776.92	(2,334,215.36)	(65,422.22)	523,377.77	(1,810,837.59)	5,251.98	60,170.24
Feb-53	291,776.92	(2,042,438.44)	(65,422.22)	457,955.55	(1,584,482.89)	5,251.98	60,170.24
Mar-53	291,776.92	(1,750,661.52)	(65,422.22)	392,533.33	(1,358,128.19)	5,251.98	60,170.24
Apr-53	291,776.92	(1,458,884.60)	(65,422.22)	327,111.10	(1,131,773.49)	5,251.98	60,170.24
May-53	291,776.92	(1,167,107.68)	(65,422.22)	261,688.88	(905,418.79)	5,251.98	60,170.24
Jun-53	291,776.92	(875,330.76)	(65,422.22)	196,266.66	(679,064.10)	5,251.98	60,170.24
Jul-53	291,776.92	(583,553.84)	(65,422.22)	130,844.44	(452,709.40)	5,251.98	60,170.24
Aug-53	291,776.92	(291,776.92)	(65,422.22)	65,422.22	(226,354.70)	5,251.98	60,170.24
Sep-53	291,776.92	(0.00)	(65,422.22)	(0.00)	(0.00)	5,251.98	60,170.24

Combined

				DR (CR)			
	LT Int Exp	**Monthly Amort**		**(842,652.34)**		**Def State Tax**	1.80%
	2830.xxxxx	**Def State Tax**	1.80%	**15,167.74**		**Def Fed Tax**	20.62%
	2830.xxxxx	**Def Fed Tax**	20.62%	**173,771.77**			22.42%
			22.42%				

Swap Settlement						**Net OCI**	**Def State Tax**	**Def Fed Tax**	
							1.80%	20.62%	22.42%
		2150.20116	**2150.20116**	**2150.20116**	**2150.20116**	**2150.20116**	**2830.28206**	**2830.28201**	
		Amort	T-Lock Settlement	Def Tax Adj	Def Taxes	Net of Tax	Adjustment	Adjustment	
		DR (CR)	DR (CR)	DR (CR)	DR (CR)		DR (CR)	DR (CR)	
on the books already	Sep-23		(171,144,742.00)		38,374,074.05	(132,770,667.95)	-	-	
amort starts in oct	Oct-23	842,652.34	(170,302,089.66)	(188,939.51)	38,185,134.54	(132,116,955.11)	15,167.74	173,771.77	
	Nov-23	842,652.34	(169,459,437.31)	(188,939.51)	37,996,195.03	(131,463,242.28)	15,167.74	173,771.77	
	Dec-23	842,652.34	(168,616,784.97)	(188,939.51)	37,807,255.53	(130,809,529.44)	15,167.74	173,771.77	
	Jan-24	842,652.34	(167,774,132.62)	(188,939.51)	37,618,316.02	(130,155,816.61)	15,167.74	173,771.77	
	Feb-24	842,652.34	(166,931,480.28)	(188,939.51)	37,429,376.51	(129,502,103.77)	15,167.74	173,771.77	
	Mar-24	842,652.34	(166,088,827.93)	(188,939.51)	37,240,437.00	(128,848,390.93)	15,167.74	173,771.77	
	Apr-24	842,652.34	(165,246,175.59)	(188,939.51)	37,051,497.49	(128,194,678.10)	15,167.74	173,771.77	
	May-24	842,652.34	(164,403,523.24)	(188,939.51)	36,862,557.98	(127,540,965.26)	15,167.74	173,771.77	
	Jun-24	842,652.34	(163,560,870.90)	(188,939.51)	36,673,618.47	(126,887,252.43)	15,167.74	173,771.77	
	Jul-24	842,652.34	(162,718,218.56)	(188,939.51)	36,484,678.96	(126,233,539.59)	15,167.74	173,771.77	
	Aug-24	842,652.34	(161,875,566.21)	(188,939.51)	36,295,739.46	(125,579,826.76)	15,167.74	173,771.77	
	Sep-24	842,652.34	(161,032,913.87)	(188,939.51)	36,106,799.95	(124,926,113.92)	15,167.74	173,771.77	
	Oct-24	842,652.34	(160,190,261.52)	(188,939.51)	35,917,860.44	(124,272,401.08)	15,167.74	173,771.77	
	Nov-24	842,652.34	(159,347,609.18)	(188,939.51)	35,728,920.93	(123,618,688.25)	15,167.74	173,771.77	
	Dec-24	842,652.34	(158,504,956.83)	(188,939.51)	35,539,981.42	(122,964,975.41)	15,167.74	173,771.77	
	Jan-25	842,652.34	(157,662,304.49)	(188,939.51)	35,351,041.91	(122,311,262.58)	15,167.74	173,771.77	
	Feb-25	842,652.34	(156,819,652.14)	(188,939.51)	35,162,102.40	(121,657,549.74)	15,167.74	173,771.77	
	Mar-25	842,652.34	(155,976,999.80)	(188,939.51)	34,973,162.90	(121,003,836.90)	15,167.74	173,771.77	
	Apr-25	842,652.34	(155,134,347.46)	(188,939.51)	34,784,223.39	(120,350,124.07)	15,167.74	173,771.77	
	May-25	842,652.34	(154,291,695.11)	(188,939.51)	34,595,283.88	(119,696,411.23)	15,167.74	173,771.77	
	Jun-25	842,652.34	(153,449,042.77)	(188,939.51)	34,406,344.37	(119,042,698.40)	15,167.74	173,771.77	
	Jul-25	842,652.34	(152,606,390.42)	(188,939.51)	34,217,404.86	(118,388,985.56)	15,167.74	173,771.77	
	Aug-25	842,652.34	(151,763,738.08)	(188,939.51)	34,028,465.35	(117,735,272.73)	15,167.74	173,771.77	
	Sep-25	842,652.34	(150,921,085.73)	(188,939.51)	33,839,525.84	(117,081,559.89)	15,167.74	173,771.77	
	Oct-25	842,652.34	(150,078,433.39)	(188,939.51)	33,650,586.33	(116,427,847.05)	15,167.74	173,771.77	
	Nov-25	842,652.34	(149,235,781.04)	(188,939.51)	33,461,646.83	(115,774,134.22)	15,167.74	173,771.77	
	Dec-25	842,652.34	(148,393,128.70)	(188,939.51)	33,272,707.32	(115,120,421.38)	15,167.74	173,771.77	
	Jan-26	842,652.34	(147,550,476.36)	(188,939.51)	33,083,767.81	(114,466,708.55)	15,167.74	173,771.77	
	Feb-26	842,652.34	(146,707,824.01)	(188,939.51)	32,894,828.30	(113,812,995.71)	15,167.74	173,771.77	
	Mar-26	842,652.34	(145,865,171.67)	(188,939.51)	32,705,888.79	(113,159,282.88)	15,167.74	173,771.77	
	Apr-26	842,652.34	(145,022,519.32)	(188,939.51)	32,516,949.28	(112,505,570.04)	15,167.74	173,771.77	
	May-26	842,652.34	(144,179,866.98)	(188,939.51)	32,328,009.77	(111,851,857.20)	15,167.74	173,771.77	
	Jun-26	842,652.34	(143,337,214.63)	(188,939.51)	32,139,070.27	(111,198,144.37)	15,167.74	173,771.77	
	Jul-26	842,652.34	(142,494,562.29)	(188,939.51)	31,950,130.76	(110,544,431.53)	15,167.74	173,771.77	
	Aug-26	842,652.34	(141,651,909.94)	(188,939.51)	31,761,191.25	(109,890,718.70)	15,167.74	173,771.77	
	Sep-26	842,652.34	(140,809,257.60)	(188,939.51)	31,572,251.74	(109,237,005.86)	15,167.74	173,771.77	
	Oct-26	842,652.34	(139,966,605.26)	(188,939.51)	31,383,312.23	(108,583,293.03)	15,167.74	173,771.77	
	Nov-26	842,652.34	(139,123,952.91)	(188,939.51)	31,194,372.72	(107,929,580.19)	15,167.74	173,771.77	
	Dec-26	842,652.34	(138,281,300.57)	(188,939.51)	31,005,433.21	(107,275,867.35)	15,167.74	173,771.77	
	Jan-27	842,652.34	(137,438,648.22)	(188,939.51)	30,816,493.70	(106,622,154.52)	15,167.74	173,771.77	
	Feb-27	842,652.34	(136,595,995.88)	(188,939.51)	30,627,554.20	(105,968,441.68)	15,167.74	173,771.77	
	Mar-27	842,652.34	(135,753,343.53)	(188,939.51)	30,438,614.69	(105,314,728.85)	15,167.74	173,771.77	
	Apr-27	842,652.34	(134,910,691.19)	(188,939.51)	30,249,675.18	(104,661,016.01)	15,167.74	173,771.77	
	May-27	842,652.34	(134,068,038.84)	(188,939.51)	30,060,735.67	(104,007,303.17)	15,167.74	173,771.77	
	Jun-27	842,652.34	(133,225,386.50)	(188,939.51)	29,871,796.16	(103,353,590.34)	15,167.74	173,771.77	
	Jul-27	842,652.34	(132,382,734.16)	(188,939.51)	29,682,856.65	(102,699,877.50)	15,167.74	173,771.77	
	Aug-27	842,652.34	(131,540,081.81)	(188,939.51)	29,493,917.14	(102,046,164.67)	15,167.74	173,771.77	
	Sep-27	842,652.34	(130,697,429.47)	(188,939.51)	29,304,977.64	(101,392,451.83)	15,167.74	173,771.77	
	Oct-27	842,652.34	(129,854,777.12)	(188,939.51)	29,116,038.13	(100,738,739.00)	15,167.74	173,771.77	
	Nov-27	842,652.34	(129,012,124.78)	(188,939.51)	28,927,098.62	(100,085,026.16)	15,167.74	173,771.77	
	Dec-27	842,652.34	(128,169,472.43)	(188,939.51)	28,738,159.11	(99,431,313.32)	15,167.74	173,771.77	
	Jan-28	842,652.34	(127,326,820.09)	(188,939.51)	28,549,219.60	(98,777,600.49)	15,167.74	173,771.77	
	Feb-28	842,652.34	(126,484,167.74)	(188,939.51)	28,360,280.09	(98,123,887.65)	15,167.74	173,771.77	
	Mar-28	842,652.34	(125,641,515.40)	(188,939.51)	28,171,340.58	(97,470,174.82)	15,167.74	173,771.77	
	Apr-28	842,652.34	(124,798,863.06)	(188,939.51)	27,982,401.07	(96,816,461.98)	15,167.74	173,771.77	
	May-28	842,652.34	(123,956,210.71)	(188,939.51)	27,793,461.57	(96,162,749.15)	15,167.74	173,771.77	
	Jun-28	842,652.34	(123,113,558.37)	(188,939.51)	27,604,522.06	(95,509,036.31)	15,167.74	173,771.77	
	Jul-28	842,652.34	(122,270,906.02)	(188,939.51)	27,415,582.55	(94,855,323.47)	15,167.74	173,771.77	
	Aug-28	842,652.34	(121,428,253.68)	(188,939.51)	27,226,643.04	(94,201,610.64)	15,167.74	173,771.77	
	Sep-28	842,652.34	(120,585,601.33)	(188,939.51)	27,037,703.53	(93,547,897.80)	15,167.74	173,771.77	
	Oct-28	842,652.34	(119,742,948.99)	(188,939.51)	26,848,764.02	(92,894,184.97)	15,167.74	173,771.77	

Nov-28	842,652.34	(118,900,296.64)	(188,939.51)	26,659,824.51	(92,240,472.13)	15,167.74	173,771.77
Dec-28	842,652.34	(118,057,644.30)	(188,939.51)	26,470,885.00	(91,586,759.30)	15,167.74	173,771.77
Jan-29	842,652.34	(117,214,991.96)	(188,939.51)	26,281,945.50	(90,933,046.46)	15,167.74	173,771.77
Feb-29	842,652.34	(116,372,339.61)	(188,939.51)	26,093,005.99	(90,279,333.62)	15,167.74	173,771.77
Mar-29	842,652.34	(115,529,687.27)	(188,939.51)	25,904,066.48	(89,625,620.79)	15,167.74	173,771.77
Apr-29	842,652.34	(114,687,034.92)	(188,939.51)	25,715,126.97	(88,971,907.95)	15,167.74	173,771.77
May-29	842,652.34	(113,844,382.58)	(188,939.51)	25,526,187.46	(88,318,195.12)	15,167.74	173,771.77
Jun-29	842,652.34	(113,001,730.23)	(188,939.51)	25,337,247.95	(87,664,482.28)	15,167.74	173,771.77
Jul-29	842,652.34	(112,159,077.89)	(188,939.51)	25,148,308.44	(87,010,769.44)	15,167.74	173,771.77
Aug-29	842,652.34	(111,316,425.54)	(188,939.51)	24,959,368.94	(86,357,056.61)	15,167.74	173,771.77
Sep-29	842,652.34	(110,473,773.20)	(188,939.51)	24,770,429.43	(85,703,343.77)	15,167.74	173,771.77
Oct-29	842,652.34	(109,631,120.86)	(188,939.51)	24,581,489.92	(85,049,630.94)	15,167.74	173,771.77
Nov-29	842,652.34	(108,788,468.51)	(188,939.51)	24,392,550.41	(84,395,918.10)	15,167.74	173,771.77
Dec-29	842,652.34	(107,945,816.17)	(188,939.51)	24,203,610.90	(83,742,205.27)	15,167.74	173,771.77
Jan-30	842,652.34	(107,103,163.82)	(188,939.51)	24,014,671.39	(83,088,492.43)	15,167.74	173,771.77
Feb-30	842,652.34	(106,260,511.48)	(188,939.51)	23,825,731.88	(82,434,779.59)	15,167.74	173,771.77
Mar-30	842,652.34	(105,417,859.13)	(188,939.51)	23,636,792.37	(81,781,066.76)	15,167.74	173,771.77
Apr-30	842,652.34	(104,575,206.79)	(188,939.51)	23,447,852.87	(81,127,353.92)	15,167.74	173,771.77
May-30	842,652.34	(103,732,554.44)	(188,939.51)	23,258,913.36	(80,473,641.09)	15,167.74	173,771.77
Jun-30	842,652.34	(102,889,902.10)	(188,939.51)	23,069,973.85	(79,819,928.25)	15,167.74	173,771.77
Jul-30	842,652.34	(102,047,249.76)	(188,939.51)	22,881,034.34	(79,166,215.42)	15,167.74	173,771.77
Aug-30	842,652.34	(101,204,597.41)	(188,939.51)	22,692,094.83	(78,512,502.58)	15,167.74	173,771.77
Sep-30	842,652.34	(100,361,945.07)	(188,939.51)	22,503,155.32	(77,858,789.74)	15,167.74	173,771.77
Oct-30	842,652.34	(99,519,292.72)	(188,939.51)	22,314,215.81	(77,205,076.91)	15,167.74	173,771.77
Nov-30	842,652.34	(98,676,640.38)	(188,939.51)	22,125,276.31	(76,551,364.07)	15,167.74	173,771.77
Dec-30	842,652.34	(97,833,988.03)	(188,939.51)	21,936,336.80	(75,897,651.24)	15,167.74	173,771.77
Jan-31	842,652.34	(96,991,335.69)	(188,939.51)	21,747,397.29	(75,243,938.40)	15,167.74	173,771.77
Feb-31	842,652.34	(96,148,683.34)	(188,939.51)	21,558,457.78	(74,590,225.56)	15,167.74	173,771.77
Mar-31	842,652.34	(95,306,031.00)	(188,939.51)	21,369,518.27	(73,936,512.73)	15,167.74	173,771.77
Apr-31	842,652.34	(94,463,378.66)	(188,939.51)	21,180,578.76	(73,282,799.89)	15,167.74	173,771.77
May-31	842,652.34	(93,620,726.31)	(188,939.51)	20,991,639.25	(72,629,087.06)	15,167.74	173,771.77
Jun-31	842,652.34	(92,778,073.97)	(188,939.51)	20,802,699.74	(71,975,374.22)	15,167.74	173,771.77
Jul-31	842,652.34	(91,935,421.62)	(188,939.51)	20,613,760.24	(71,321,661.39)	15,167.74	173,771.77
Aug-31	842,652.34	(91,092,769.28)	(188,939.51)	20,424,820.73	(70,667,948.55)	15,167.74	173,771.77
Sep-31	842,652.34	(90,250,116.93)	(188,939.51)	20,235,881.22	(70,014,235.71)	15,167.74	173,771.77
Oct-31	842,652.34	(89,407,464.59)	(188,939.51)	20,046,941.71	(69,360,522.88)	15,167.74	173,771.77
Nov-31	842,652.34	(88,564,812.24)	(188,939.51)	19,858,002.20	(68,706,810.04)	15,167.74	173,771.77
Dec-31	842,652.34	(87,722,159.90)	(188,939.51)	19,669,062.69	(68,053,097.21)	15,167.74	173,771.77
Jan-32	842,652.34	(86,879,507.56)	(188,939.51)	19,480,123.18	(67,399,384.37)	15,167.74	173,771.77
Feb-32	842,652.34	(86,036,855.21)	(188,939.51)	19,291,183.68	(66,745,671.54)	15,167.74	173,771.77
Mar-32	842,652.34	(85,194,202.87)	(188,939.51)	19,102,244.17	(66,091,958.70)	15,167.74	173,771.77
Apr-32	842,652.34	(84,351,550.52)	(188,939.51)	18,913,304.66	(65,438,245.86)	15,167.74	173,771.77
May-32	842,652.34	(83,508,898.18)	(188,939.51)	18,724,365.15	(64,784,533.03)	15,167.74	173,771.77
Jun-32	842,652.34	(82,666,245.83)	(188,939.51)	18,535,425.64	(64,130,820.19)	15,167.74	173,771.77
Jul-32	842,652.34	(81,823,593.49)	(188,939.51)	18,346,486.13	(63,477,107.36)	15,167.74	173,771.77
Aug-32	842,652.34	(80,980,941.14)	(188,939.51)	18,157,546.62	(62,823,394.52)	15,167.74	173,771.77
Sep-32	842,652.34	(80,138,288.80)	(188,939.51)	17,968,607.11	(62,169,681.69)	15,167.74	173,771.77
Oct-32	842,652.34	(79,295,636.46)	(188,939.51)	17,779,667.61	(61,515,968.85)	15,167.74	173,771.77
Nov-32	842,652.34	(78,452,984.11)	(188,939.51)	17,590,728.10	(60,862,256.01)	15,167.74	173,771.77
Dec-32	842,652.34	(77,610,331.77)	(188,939.51)	17,401,788.59	(60,208,543.18)	15,167.74	173,771.77
Jan-33	842,652.34	(76,767,679.42)	(188,939.51)	17,212,849.08	(59,554,830.34)	15,167.74	173,771.77
Feb-33	842,652.34	(75,925,027.08)	(188,939.51)	17,023,909.57	(58,901,117.51)	15,167.74	173,771.77
Mar-33	842,652.34	(75,082,374.73)	(188,939.51)	16,834,970.06	(58,247,404.67)	15,167.74	173,771.77
Apr-33	842,652.34	(74,239,722.39)	(188,939.51)	16,646,030.55	(57,593,691.83)	15,167.74	173,771.77
May-33	842,652.34	(73,397,070.04)	(188,939.51)	16,457,091.05	(56,939,979.00)	15,167.74	173,771.77
Jun-33	842,652.34	(72,554,417.70)	(188,939.51)	16,268,151.54	(56,286,266.16)	15,167.74	173,771.77
Jul-33	842,652.34	(71,711,765.36)	(188,939.51)	16,079,212.03	(55,632,553.33)	15,167.74	173,771.77
Aug-33	842,652.34	(70,869,113.01)	(188,939.51)	15,890,272.52	(54,978,840.49)	15,167.74	173,771.77
Sep-33	842,652.34	(70,026,460.67)	(188,939.51)	15,701,333.01	(54,325,127.66)	15,167.74	173,771.77
Oct-33	291,776.92	(69,734,683.75)	(65,422.22)	15,635,910.79	(54,098,772.96)	5,251.98	60,170.24
Nov-33	291,776.92	(69,442,906.83)	(65,422.22)	15,570,488.57	(53,872,418.26)	5,251.98	60,170.24
Dec-33	291,776.92	(69,151,129.91)	(65,422.22)	15,505,066.35	(53,646,063.56)	5,251.98	60,170.24
Jan-34	291,776.92	(68,859,352.99)	(65,422.22)	15,439,644.13	(53,419,708.86)	5,251.98	60,170.24
Feb-34	291,776.92	(68,567,576.07)	(65,422.22)	15,374,221.91	(53,193,354.16)	5,251.98	60,170.24
Mar-34	291,776.92	(68,275,799.15)	(65,422.22)	15,308,799.69	(52,966,999.46)	5,251.98	60,170.24
Apr-34	291,776.92	(67,984,022.23)	(65,422.22)	15,243,377.46	(52,740,644.77)	5,251.98	60,170.24
May-34	291,776.92	(67,692,245.31)	(65,422.22)	15,177,955.24	(52,514,290.07)	5,251.98	60,170.24
Jun-34	291,776.92	(67,400,468.39)	(65,422.22)	15,112,533.02	(52,287,935.37)	5,251.98	60,170.24
Jul-34	291,776.92	(67,108,691.47)	(65,422.22)	15,047,110.80	(52,061,580.67)	5,251.98	60,170.24
Aug-34	291,776.92	(66,816,914.55)	(65,422.22)	14,981,688.58	(51,835,225.97)	5,251.98	60,170.24
Sep-34	291,776.92	(66,525,137.63)	(65,422.22)	14,916,266.36	(51,608,871.27)	5,251.98	60,170.24
Oct-34	291,776.92	(66,233,360.71)	(65,422.22)	14,850,844.14	(51,382,516.57)	5,251.98	60,170.24
Nov-34	291,776.92	(65,941,583.79)	(65,422.22)	14,785,421.92	(51,156,161.88)	5,251.98	60,170.24
Dec-34	291,776.92	(65,649,806.88)	(65,422.22)	14,719,999.70	(50,929,807.18)	5,251.98	60,170.24
Jan-35	291,776.92	(65,358,029.96)	(65,422.22)	14,654,577.48	(50,703,452.48)	5,251.98	60,170.24
Feb-35	291,776.92	(65,066,253.04)	(65,422.22)	14,589,155.26	(50,477,097.78)	5,251.98	60,170.24
Mar-35	291,776.92	(64,774,476.12)	(65,422.22)	14,523,733.03	(50,250,743.08)	5,251.98	60,170.24
Apr-35	291,776.92	(64,482,699.20)	(65,422.22)	14,458,310.81	(50,024,388.38)	5,251.98	60,170.24
May-35	291,776.92	(64,190,922.28)	(65,422.22)	14,392,888.59	(49,798,033.68)	5,251.98	60,170.24
Jun-35	291,776.92	(63,899,145.36)	(65,422.22)	14,327,466.37	(49,571,678.99)	5,251.98	60,170.24
Jul-35	291,776.92	(63,607,368.44)	(65,422.22)	14,262,044.15	(49,345,324.29)	5,251.98	60,170.24
Aug-35	291,776.92	(63,315,591.52)	(65,422.22)	14,196,621.93	(49,118,969.59)	5,251.98	60,170.24
Sep-35	291,776.92	(63,023,814.60)	(65,422.22)	14,131,199.71	(48,892,614.89)	5,251.98	60,170.24
Oct-35	291,776.92	(62,732,037.68)	(65,422.22)	14,065,777.49	(48,666,260.19)	5,251.98	60,170.24
Nov-35	291,776.92	(62,440,260.76)	(65,422.22)	14,000,355.27	(48,439,905.49)	5,251.98	60,170.24
Dec-35	291,776.92	(62,148,483.84)	(65,422.22)	13,934,933.05	(48,213,550.79)	5,251.98	60,170.24
Jan-36	291,776.92	(61,856,706.92)	(65,422.22)	13,869,510.83	(47,987,196.10)	5,251.98	60,170.24
Feb-36	291,776.92	(61,564,930.00)	(65,422.22)	13,804,088.61	(47,760,841.40)	5,251.98	60,170.24
Mar-36	291,776.92	(61,273,153.08)	(65,422.22)	13,738,666.38	(47,534,486.70)	5,251.98	60,170.24
Apr-36	291,776.92	(60,981,376.16)	(65,422.22)	13,673,244.16	(47,308,132.00)	5,251.98	60,170.24
May-36	291,776.92	(60,689,599.24)	(65,422.22)	13,607,821.94	(47,081,777.30)	5,251.98	60,170.24
Jun-36	291,776.92	(60,397,822.33)	(65,422.22)	13,542,399.72	(46,855,422.60)	5,251.98	60,170.24
Jul-36	291,776.92	(60,106,045.41)	(65,422.22)	13,476,977.50	(46,629,067.90)	5,251.98	60,170.24
Aug-36	291,776.92	(59,814,268.49)	(65,422.22)	13,411,555.28	(46,402,713.21)	5,251.98	60,170.24
Sep-36	291,776.92	(59,522,491.57)	(65,422.22)	13,346,133.06	(46,176,358.51)	5,251.98	60,170.24

Oct-36	291,776.92	(59,230,714.65)	(65,422.22)	13,280,710.84	(45,950,003.81)	5,251.98	60,170.24
Nov-36	291,776.92	(58,938,937.73)	(65,422.22)	13,215,288.62	(45,723,649.11)	5,251.98	60,170.24
Dec-36	291,776.92	(58,647,160.81)	(65,422.22)	13,149,866.40	(45,497,294.41)	5,251.98	60,170.24
Jan-37	291,776.92	(58,355,383.89)	(65,422.22)	13,084,444.18	(45,270,939.71)	5,251.98	60,170.24
Feb-37	291,776.92	(58,063,606.97)	(65,422.22)	13,019,021.95	(45,044,585.01)	5,251.98	60,170.24
Mar-37	291,776.92	(57,771,830.05)	(65,422.22)	12,953,599.73	(44,818,230.32)	5,251.98	60,170.24
Apr-37	291,776.92	(57,480,053.13)	(65,422.22)	12,888,177.51	(44,591,875.62)	5,251.98	60,170.24
May-37	291,776.92	(57,188,276.21)	(65,422.22)	12,822,755.29	(44,365,520.92)	5,251.98	60,170.24
Jun-37	291,776.92	(56,896,499.29)	(65,422.22)	12,757,333.07	(44,139,166.22)	5,251.98	60,170.24
Jul-37	291,776.92	(56,604,722.37)	(65,422.22)	12,691,910.85	(43,912,811.52)	5,251.98	60,170.24
Aug-37	291,776.92	(56,312,945.45)	(65,422.22)	12,626,488.63	(43,686,456.82)	5,251.98	60,170.24
Sep-37	291,776.92	(56,021,168.53)	(65,422.22)	12,561,066.41	(43,460,102.12)	5,251.98	60,170.24
Oct-37	291,776.92	(55,729,391.61)	(65,422.22)	12,495,644.19	(43,233,747.43)	5,251.98	60,170.24
Nov-37	291,776.92	(55,437,614.69)	(65,422.22)	12,430,221.97	(43,007,392.73)	5,251.98	60,170.24
Dec-37	291,776.92	(55,145,837.78)	(65,422.22)	12,364,799.75	(42,781,038.03)	5,251.98	60,170.24
Jan-38	291,776.92	(54,854,060.86)	(65,422.22)	12,299,377.53	(42,554,683.33)	5,251.98	60,170.24
Feb-38	291,776.92	(54,562,283.94)	(65,422.22)	12,233,955.30	(42,328,328.63)	5,251.98	60,170.24
Mar-38	291,776.92	(54,270,507.02)	(65,422.22)	12,168,533.08	(42,101,973.93)	5,251.98	60,170.24
Apr-38	291,776.92	(53,978,730.10)	(65,422.22)	12,103,110.86	(41,875,619.23)	5,251.98	60,170.24
May-38	291,776.92	(53,686,953.18)	(65,422.22)	12,037,688.64	(41,649,264.54)	5,251.98	60,170.24
Jun-38	291,776.92	(53,395,176.26)	(65,422.22)	11,972,266.42	(41,422,909.84)	5,251.98	60,170.24
Jul-38	291,776.92	(53,103,399.34)	(65,422.22)	11,906,844.20	(41,196,555.14)	5,251.98	60,170.24
Aug-38	291,776.92	(52,811,622.42)	(65,422.22)	11,841,421.98	(40,970,200.44)	5,251.98	60,170.24
Sep-38	291,776.92	(52,519,845.50)	(65,422.22)	11,775,999.76	(40,743,845.74)	5,251.98	60,170.24
Oct-38	291,776.92	(52,228,068.58)	(65,422.22)	11,710,577.54	(40,517,491.04)	5,251.98	60,170.24
Nov-38	291,776.92	(51,936,291.66)	(65,422.22)	11,645,155.32	(40,291,136.34)	5,251.98	60,170.24
Dec-38	291,776.92	(51,644,514.74)	(65,422.22)	11,579,733.10	(40,064,781.65)	5,251.98	60,170.24
Jan-39	291,776.92	(51,352,737.82)	(65,422.22)	11,514,310.87	(39,838,426.95)	5,251.98	60,170.24
Feb-39	291,776.92	(51,060,960.90)	(65,422.22)	11,448,888.65	(39,612,072.25)	5,251.98	60,170.24
Mar-39	291,776.92	(50,769,183.98)	(65,422.22)	11,383,466.43	(39,385,717.55)	5,251.98	60,170.24
Apr-39	291,776.92	(50,477,407.06)	(65,422.22)	11,318,044.21	(39,159,362.85)	5,251.98	60,170.24
May-39	291,776.92	(50,185,630.14)	(65,422.22)	11,252,621.99	(38,933,008.15)	5,251.98	60,170.24
Jun-39	291,776.92	(49,893,853.23)	(65,422.22)	11,187,199.77	(38,706,653.45)	5,251.98	60,170.24
Jul-39	291,776.92	(49,602,076.31)	(65,422.22)	11,121,777.55	(38,480,298.76)	5,251.98	60,170.24
Aug-39	291,776.92	(49,310,299.39)	(65,422.22)	11,056,355.33	(38,253,944.06)	5,251.98	60,170.24
Sep-39	291,776.92	(49,018,522.47)	(65,422.22)	10,990,933.11	(38,027,589.36)	5,251.98	60,170.24
Oct-39	291,776.92	(48,726,745.55)	(65,422.22)	10,925,510.89	(37,801,234.66)	5,251.98	60,170.24
Nov-39	291,776.92	(48,434,968.63)	(65,422.22)	10,860,088.67	(37,574,879.96)	5,251.98	60,170.24
Dec-39	291,776.92	(48,143,191.71)	(65,422.22)	10,794,666.44	(37,348,525.26)	5,251.98	60,170.24
Jan-40	291,776.92	(47,851,414.79)	(65,422.22)	10,729,244.22	(37,122,170.56)	5,251.98	60,170.24
Feb-40	291,776.92	(47,559,637.87)	(65,422.22)	10,663,822.00	(36,895,815.87)	5,251.98	60,170.24
Mar-40	291,776.92	(47,267,860.95)	(65,422.22)	10,598,399.78	(36,669,461.17)	5,251.98	60,170.24
Apr-40	291,776.92	(46,976,084.03)	(65,422.22)	10,532,977.56	(36,443,106.47)	5,251.98	60,170.24
May-40	291,776.92	(46,684,307.11)	(65,422.22)	10,467,555.34	(36,216,751.77)	5,251.98	60,170.24
Jun-40	291,776.92	(46,392,530.19)	(65,422.22)	10,402,133.12	(35,990,397.07)	5,251.98	60,170.24
Jul-40	291,776.92	(46,100,753.27)	(65,422.22)	10,336,710.90	(35,764,042.37)	5,251.98	60,170.24
Aug-40	291,776.92	(45,808,976.35)	(65,422.22)	10,271,288.68	(35,537,687.67)	5,251.98	60,170.24
Sep-40	291,776.92	(45,517,199.43)	(65,422.22)	10,205,866.46	(35,311,332.98)	5,251.98	60,170.24
Oct-40	291,776.92	(45,225,422.51)	(65,422.22)	10,140,444.24	(35,084,978.28)	5,251.98	60,170.24
Nov-40	291,776.92	(44,933,645.59)	(65,422.22)	10,075,022.02	(34,858,623.58)	5,251.98	60,170.24
Dec-40	291,776.92	(44,641,868.68)	(65,422.22)	10,009,599.79	(34,632,268.88)	5,251.98	60,170.24
Jan-41	291,776.92	(44,350,091.76)	(65,422.22)	9,944,177.57	(34,405,914.18)	5,251.98	60,170.24
Feb-41	291,776.92	(44,058,314.84)	(65,422.22)	9,878,755.35	(34,179,559.48)	5,251.98	60,170.24
Mar-41	291,776.92	(43,766,537.92)	(65,422.22)	9,813,333.13	(33,953,204.78)	5,251.98	60,170.24
Apr-41	291,776.92	(43,474,761.00)	(65,422.22)	9,747,910.91	(33,726,850.09)	5,251.98	60,170.24
May-41	291,776.92	(43,182,984.08)	(65,422.22)	9,682,488.69	(33,500,495.39)	5,251.98	60,170.24
Jun-41	291,776.92	(42,891,207.16)	(65,422.22)	9,617,066.47	(33,274,140.69)	5,251.98	60,170.24
Jul-41	291,776.92	(42,599,430.24)	(65,422.22)	9,551,644.25	(33,047,785.99)	5,251.98	60,170.24
Aug-41	291,776.92	(42,307,653.32)	(65,422.22)	9,486,222.03	(32,821,431.29)	5,251.98	60,170.24
Sep-41	291,776.92	(42,015,876.40)	(65,422.22)	9,420,799.81	(32,595,076.59)	5,251.98	60,170.24
Oct-41	291,776.92	(41,724,099.48)	(65,422.22)	9,355,377.59	(32,368,721.90)	5,251.98	60,170.24
Nov-41	291,776.92	(41,432,322.56)	(65,422.22)	9,289,955.36	(32,142,367.20)	5,251.98	60,170.24
Dec-41	291,776.92	(41,140,545.64)	(65,422.22)	9,224,533.14	(31,916,012.50)	5,251.98	60,170.24
Jan-42	291,776.92	(40,848,768.72)	(65,422.22)	9,159,110.92	(31,689,657.80)	5,251.98	60,170.24
Feb-42	291,776.92	(40,556,991.80)	(65,422.22)	9,093,688.70	(31,463,303.10)	5,251.98	60,170.24
Mar-42	291,776.92	(40,265,214.88)	(65,422.22)	9,028,266.48	(31,236,948.40)	5,251.98	60,170.24
Apr-42	291,776.92	(39,973,437.96)	(65,422.22)	8,962,844.26	(31,010,593.70)	5,251.98	60,170.24
May-42	291,776.92	(39,681,661.04)	(65,422.22)	8,897,422.04	(30,784,239.01)	5,251.98	60,170.24
Jun-42	291,776.92	(39,389,884.13)	(65,422.22)	8,831,999.82	(30,557,884.31)	5,251.98	60,170.24
Jul-42	291,776.92	(39,098,107.21)	(65,422.22)	8,766,577.60	(30,331,529.61)	5,251.98	60,170.24
Aug-42	291,776.92	(38,806,330.29)	(65,422.22)	8,701,155.38	(30,105,174.91)	5,251.98	60,170.24
Sep-42	291,776.92	(38,514,553.37)	(65,422.22)	8,635,733.16	(29,878,820.21)	5,251.98	60,170.24
Oct-42	291,776.92	(38,222,776.45)	(65,422.22)	8,570,310.93	(29,652,465.51)	5,251.98	60,170.24
Nov-42	291,776.92	(37,930,999.53)	(65,422.22)	8,504,888.71	(29,426,110.81)	5,251.98	60,170.24
Dec-42	291,776.92	(37,639,222.61)	(65,422.22)	8,439,466.49	(29,199,756.12)	5,251.98	60,170.24
Jan-43	291,776.92	(37,347,445.69)	(65,422.22)	8,374,044.27	(28,973,401.42)	5,251.98	60,170.24
Feb-43	291,776.92	(37,055,668.77)	(65,422.22)	8,308,622.05	(28,747,046.72)	5,251.98	60,170.24
Mar-43	291,776.92	(36,763,891.85)	(65,422.22)	8,243,199.83	(28,520,692.02)	5,251.98	60,170.24
Apr-43	291,776.92	(36,472,114.93)	(65,422.22)	8,177,777.61	(28,294,337.32)	5,251.98	60,170.24
May-43	291,776.92	(36,180,338.01)	(65,422.22)	8,112,355.39	(28,067,982.62)	5,251.98	60,170.24
Jun-43	291,776.92	(35,888,561.09)	(65,422.22)	8,046,933.17	(27,841,627.92)	5,251.98	60,170.24
Jul-43	291,776.92	(35,596,784.17)	(65,422.22)	7,981,510.95	(27,615,273.23)	5,251.98	60,170.24
Aug-43	291,776.92	(35,305,007.25)	(65,422.22)	7,916,088.73	(27,388,918.53)	5,251.98	60,170.24
Sep-43	291,776.92	(35,013,230.33)	(65,422.22)	7,850,666.51	(27,162,563.83)	5,251.98	60,170.24
Oct-43	291,776.92	(34,721,453.41)	(65,422.22)	7,785,244.28	(26,936,209.13)	5,251.98	60,170.24
Nov-43	291,776.92	(34,429,676.49)	(65,422.22)	7,719,822.06	(26,709,854.43)	5,251.98	60,170.24
Dec-43	291,776.92	(34,137,899.58)	(65,422.22)	7,654,399.84	(26,483,499.73)	5,251.98	60,170.24
Jan-44	291,776.92	(33,846,122.66)	(65,422.22)	7,588,977.62	(26,257,145.03)	5,251.98	60,170.24
Feb-44	291,776.92	(33,554,345.74)	(65,422.22)	7,523,555.40	(26,030,790.34)	5,251.98	60,170.24
Mar-44	291,776.92	(33,262,568.82)	(65,422.22)	7,458,133.18	(25,804,435.64)	5,251.98	60,170.24
Apr-44	291,776.92	(32,970,791.90)	(65,422.22)	7,392,710.96	(25,578,080.94)	5,251.98	60,170.24
May-44	291,776.92	(32,679,014.98)	(65,422.22)	7,327,288.74	(25,351,726.24)	5,251.98	60,170.24
Jun-44	291,776.92	(32,387,238.06)	(65,422.22)	7,261,866.52	(25,125,371.54)	5,251.98	60,170.24
Jul-44	291,776.92	(32,095,461.14)	(65,422.22)	7,196,444.30	(24,899,016.84)	5,251.98	60,170.24
Aug-44	291,776.92	(31,803,684.22)	(65,422.22)	7,131,022.08	(24,672,662.14)	5,251.98	60,170.24

Sep-44	291,776.92	(31,511,907.30)	(65,422.22)	7,065,599.85	(24,446,307.45)	5,251.98	60,170.24
Oct-44	291,776.92	(31,220,130.38)	(65,422.22)	7,000,177.63	(24,219,952.75)	5,251.98	60,170.24
Nov-44	291,776.92	(30,928,353.46)	(65,422.22)	6,934,755.41	(23,993,598.05)	5,251.98	60,170.24
Dec-44	291,776.92	(30,636,576.54)	(65,422.22)	6,869,333.19	(23,767,243.35)	5,251.98	60,170.24
Jan-45	291,776.92	(30,344,799.62)	(65,422.22)	6,803,910.97	(23,540,888.65)	5,251.98	60,170.24
Feb-45	291,776.92	(30,053,022.70)	(65,422.22)	6,738,488.75	(23,314,533.95)	5,251.98	60,170.24
Mar-45	291,776.92	(29,761,245.78)	(65,422.22)	6,673,066.53	(23,088,179.25)	5,251.98	60,170.24
Apr-45	291,776.92	(29,469,468.86)	(65,422.22)	6,607,644.31	(22,861,824.56)	5,251.98	60,170.24
May-45	291,776.92	(29,177,691.94)	(65,422.22)	6,542,222.09	(22,635,469.86)	5,251.98	60,170.24
Jun-45	291,776.92	(28,885,915.03)	(65,422.22)	6,476,799.87	(22,409,115.16)	5,251.98	60,170.24
Jul-45	291,776.92	(28,594,138.11)	(65,422.22)	6,411,377.65	(22,182,760.46)	5,251.98	60,170.24
Aug-45	291,776.92	(28,302,361.19)	(65,422.22)	6,345,955.43	(21,956,405.76)	5,251.98	60,170.24
Sep-45	291,776.92	(28,010,584.27)	(65,422.22)	6,280,533.20	(21,730,051.06)	5,251.98	60,170.24
Oct-45	291,776.92	(27,718,807.35)	(65,422.22)	6,215,110.98	(21,503,696.36)	5,251.98	60,170.24
Nov-45	291,776.92	(27,427,030.43)	(65,422.22)	6,149,688.76	(21,277,341.67)	5,251.98	60,170.24
Dec-45	291,776.92	(27,135,253.51)	(65,422.22)	6,084,266.54	(21,050,986.97)	5,251.98	60,170.24
Jan-46	291,776.92	(26,843,476.59)	(65,422.22)	6,018,844.32	(20,824,632.27)	5,251.98	60,170.24
Feb-46	291,776.92	(26,551,699.67)	(65,422.22)	5,953,422.10	(20,598,277.57)	5,251.98	60,170.24
Mar-46	291,776.92	(26,259,922.75)	(65,422.22)	5,887,999.88	(20,371,922.87)	5,251.98	60,170.24
Apr-46	291,776.92	(25,968,145.83)	(65,422.22)	5,822,577.66	(20,145,568.17)	5,251.98	60,170.24
May-46	291,776.92	(25,676,368.91)	(65,422.22)	5,757,155.44	(19,919,213.47)	5,251.98	60,170.24
Jun-46	291,776.92	(25,384,591.99)	(65,422.22)	5,691,733.22	(19,692,858.78)	5,251.98	60,170.24
Jul-46	291,776.92	(25,092,815.07)	(65,422.22)	5,626,311.00	(19,466,504.08)	5,251.98	60,170.24
Aug-46	291,776.92	(24,801,038.15)	(65,422.22)	5,560,888.77	(19,240,149.38)	5,251.98	60,170.24
Sep-46	291,776.92	(24,509,261.23)	(65,422.22)	5,495,466.55	(19,013,794.68)	5,251.98	60,170.24
Oct-46	291,776.92	(24,217,484.31)	(65,422.22)	5,430,044.33	(18,787,439.98)	5,251.98	60,170.24
Nov-46	291,776.92	(23,925,707.39)	(65,422.22)	5,364,622.11	(18,561,085.28)	5,251.98	60,170.24
Dec-46	291,776.92	(23,633,930.48)	(65,422.22)	5,299,199.89	(18,334,730.58)	5,251.98	60,170.24
Jan-47	291,776.92	(23,342,153.56)	(65,422.22)	5,233,777.67	(18,108,375.89)	5,251.98	60,170.24
Feb-47	291,776.92	(23,050,376.64)	(65,422.22)	5,168,355.45	(17,882,021.19)	5,251.98	60,170.24
Mar-47	291,776.92	(22,758,599.72)	(65,422.22)	5,102,933.23	(17,655,666.49)	5,251.98	60,170.24
Apr-47	291,776.92	(22,466,822.80)	(65,422.22)	5,037,511.01	(17,429,311.79)	5,251.98	60,170.24
May-47	291,776.92	(22,175,045.88)	(65,422.22)	4,972,088.79	(17,202,957.09)	5,251.98	60,170.24
Jun-47	291,776.92	(21,883,268.96)	(65,422.22)	4,906,666.57	(16,976,602.39)	5,251.98	60,170.24
Jul-47	291,776.92	(21,591,492.04)	(65,422.22)	4,841,244.34	(16,750,247.69)	5,251.98	60,170.24
Aug-47	291,776.92	(21,299,715.12)	(65,422.22)	4,775,822.12	(16,523,893.00)	5,251.98	60,170.24
Sep-47	291,776.92	(21,007,938.20)	(65,422.22)	4,710,399.90	(16,297,538.30)	5,251.98	60,170.24
Oct-47	291,776.92	(20,716,161.28)	(65,422.22)	4,644,977.68	(16,071,183.60)	5,251.98	60,170.24
Nov-47	291,776.92	(20,424,384.36)	(65,422.22)	4,579,555.46	(15,844,828.90)	5,251.98	60,170.24
Dec-47	291,776.92	(20,132,607.44)	(65,422.22)	4,514,133.24	(15,618,474.20)	5,251.98	60,170.24
Jan-48	291,776.92	(19,840,830.52)	(65,422.22)	4,448,711.02	(15,392,119.50)	5,251.98	60,170.24
Feb-48	291,776.92	(19,549,053.60)	(65,422.22)	4,383,288.80	(15,165,764.80)	5,251.98	60,170.24
Mar-48	291,776.92	(19,257,276.68)	(65,422.22)	4,317,866.58	(14,939,410.11)	5,251.98	60,170.24
Apr-48	291,776.92	(18,965,499.76)	(65,422.22)	4,252,444.36	(14,713,055.41)	5,251.98	60,170.24
May-48	291,776.92	(18,673,722.84)	(65,422.22)	4,187,022.14	(14,486,700.71)	5,251.98	60,170.24
Jun-48	291,776.92	(18,381,945.93)	(65,422.22)	4,121,599.92	(14,260,346.01)	5,251.98	60,170.24
Jul-48	291,776.92	(18,090,169.01)	(65,422.22)	4,056,177.69	(14,033,991.31)	5,251.98	60,170.24
Aug-48	291,776.92	(17,798,392.09)	(65,422.22)	3,990,755.47	(13,807,636.61)	5,251.98	60,170.24
Sep-48	291,776.92	(17,506,615.17)	(65,422.22)	3,925,333.25	(13,581,281.91)	5,251.98	60,170.24
Oct-48	291,776.92	(17,214,838.25)	(65,422.22)	3,859,911.03	(13,354,927.22)	5,251.98	60,170.24
Nov-48	291,776.92	(16,923,061.33)	(65,422.22)	3,794,488.81	(13,128,572.52)	5,251.98	60,170.24
Dec-48	291,776.92	(16,631,284.41)	(65,422.22)	3,729,066.59	(12,902,217.82)	5,251.98	60,170.24
Jan-49	291,776.92	(16,339,507.49)	(65,422.22)	3,663,644.37	(12,675,863.12)	5,251.98	60,170.24
Feb-49	291,776.92	(16,047,730.57)	(65,422.22)	3,598,222.15	(12,449,508.42)	5,251.98	60,170.24
Mar-49	291,776.92	(15,755,953.65)	(65,422.22)	3,532,799.93	(12,223,153.72)	5,251.98	60,170.24
Apr-49	291,776.92	(15,464,176.73)	(65,422.22)	3,467,377.71	(11,996,799.02)	5,251.98	60,170.24
May-49	291,776.92	(15,172,399.81)	(65,422.22)	3,401,955.49	(11,770,444.33)	5,251.98	60,170.24
Jun-49	291,776.92	(14,880,622.89)	(65,422.22)	3,336,533.26	(11,544,089.63)	5,251.98	60,170.24
Jul-49	291,776.92	(14,588,845.97)	(65,422.22)	3,271,111.04	(11,317,734.93)	5,251.98	60,170.24
Aug-49	291,776.92	(14,297,069.05)	(65,422.22)	3,205,688.82	(11,091,380.23)	5,251.98	60,170.24
Sep-49	291,776.92	(14,005,292.13)	(65,422.22)	3,140,266.60	(10,865,025.53)	5,251.98	60,170.24
Oct-49	291,776.92	(13,713,515.21)	(65,422.22)	3,074,844.38	(10,638,670.83)	5,251.98	60,170.24
Nov-49	291,776.92	(13,421,738.29)	(65,422.22)	3,009,422.16	(10,412,316.13)	5,251.98	60,170.24
Dec-49	291,776.92	(13,129,961.38)	(65,422.22)	2,943,999.94	(10,185,961.44)	5,251.98	60,170.24
Jan-50	291,776.92	(12,838,184.46)	(65,422.22)	2,878,577.72	(9,959,606.74)	5,251.98	60,170.24
Feb-50	291,776.92	(12,546,407.54)	(65,422.22)	2,813,155.50	(9,733,252.04)	5,251.98	60,170.24
Mar-50	291,776.92	(12,254,630.62)	(65,422.22)	2,747,733.28	(9,506,897.34)	5,251.98	60,170.24
Apr-50	291,776.92	(11,962,853.70)	(65,422.22)	2,682,311.06	(9,280,542.64)	5,251.98	60,170.24
May-50	291,776.92	(11,671,076.78)	(65,422.22)	2,616,888.84	(9,054,187.94)	5,251.98	60,170.24
Jun-50	291,776.92	(11,379,299.86)	(65,422.22)	2,551,466.61	(8,827,833.24)	5,251.98	60,170.24
Jul-50	291,776.92	(11,087,522.94)	(65,422.22)	2,486,044.39	(8,601,478.55)	5,251.98	60,170.24
Aug-50	291,776.92	(10,795,746.02)	(65,422.22)	2,420,622.17	(8,375,123.85)	5,251.98	60,170.24
Sep-50	291,776.92	(10,503,969.10)	(65,422.22)	2,355,199.95	(8,148,769.15)	5,251.98	60,170.24
Oct-50	291,776.92	(10,212,192.18)	(65,422.22)	2,289,777.73	(7,922,414.45)	5,251.98	60,170.24
Nov-50	291,776.92	(9,920,415.26)	(65,422.22)	2,224,355.51	(7,696,059.75)	5,251.98	60,170.24
Dec-50	291,776.92	(9,628,638.34)	(65,422.22)	2,158,933.29	(7,469,705.05)	5,251.98	60,170.24
Jan-51	291,776.92	(9,336,861.42)	(65,422.22)	2,093,511.07	(7,243,350.35)	5,251.98	60,170.24
Feb-51	291,776.92	(9,045,084.50)	(65,422.22)	2,028,088.85	(7,016,995.66)	5,251.98	60,170.24
Mar-51	291,776.92	(8,753,307.58)	(65,422.22)	1,962,666.63	(6,790,640.96)	5,251.98	60,170.24
Apr-51	291,776.92	(8,461,530.66)	(65,422.22)	1,897,244.41	(6,564,286.26)	5,251.98	60,170.24
May-51	291,776.92	(8,169,753.74)	(65,422.22)	1,831,822.18	(6,337,931.56)	5,251.98	60,170.24
Jun-51	291,776.92	(7,877,976.83)	(65,422.22)	1,766,399.96	(6,111,576.86)	5,251.98	60,170.24
Jul-51	291,776.92	(7,586,199.91)	(65,422.22)	1,700,977.74	(5,885,222.16)	5,251.98	60,170.24
Aug-51	291,776.92	(7,294,422.99)	(65,422.22)	1,635,555.52	(5,658,867.46)	5,251.98	60,170.24
Sep-51	291,776.92	(7,002,646.07)	(65,422.22)	1,570,133.30	(5,432,512.77)	5,251.98	60,170.24
Oct-51	291,776.92	(6,710,869.15)	(65,422.22)	1,504,711.08	(5,206,158.07)	5,251.98	60,170.24
Nov-51	291,776.92	(6,419,092.23)	(65,422.22)	1,439,288.86	(4,979,803.37)	5,251.98	60,170.24
Dec-51	291,776.92	(6,127,315.31)	(65,422.22)	1,373,866.64	(4,753,448.67)	5,251.98	60,170.24
Jan-52	291,776.92	(5,835,538.39)	(65,422.22)	1,308,444.42	(4,527,093.97)	5,251.98	60,170.24
Feb-52	291,776.92	(5,543,761.47)	(65,422.22)	1,243,022.20	(4,300,739.27)	5,251.98	60,170.24
Mar-52	291,776.92	(5,251,984.55)	(65,422.22)	1,177,599.98	(4,074,384.57)	5,251.98	60,170.24
Apr-52	291,776.92	(4,960,207.63)	(65,422.22)	1,112,177.75	(3,848,029.88)	5,251.98	60,170.24
May-52	291,776.92	(4,668,430.71)	(65,422.22)	1,046,755.53	(3,621,675.18)	5,251.98	60,170.24
Jun-52	291,776.92	(4,376,653.79)	(65,422.22)	981,333.31	(3,395,320.48)	5,251.98	60,170.24
Jul-52	291,776.92	(4,084,876.87)	(65,422.22)	915,911.09	(3,168,965.78)	5,251.98	60,170.24

Aug-52	291,776.92	(3,793,099.95)	(65,422.22)	850,488.87	(2,942,611.08)	5,251.98	60,170.24
Sep-52	291,776.92	(3,501,323.03)	(65,422.22)	785,066.65	(2,716,256.38)	5,251.98	60,170.24
Oct-52	291,776.92	(3,209,546.11)	(65,422.22)	719,644.43	(2,489,901.68)	5,251.98	60,170.24
Nov-52	291,776.92	(2,917,769.19)	(65,422.22)	654,222.21	(2,263,546.99)	5,251.98	60,170.24
Dec-52	291,776.92	(2,625,992.28)	(65,422.22)	588,799.99	(2,037,192.29)	5,251.98	60,170.24
Jan-53	291,776.92	(2,334,215.36)	(65,422.22)	523,377.77	(1,810,837.59)	5,251.98	60,170.24
Feb-53	291,776.92	(2,042,438.44)	(65,422.22)	457,955.55	(1,584,482.89)	5,251.98	60,170.24
Mar-53	291,776.92	(1,750,661.52)	(65,422.22)	392,533.33	(1,358,128.19)	5,251.98	60,170.24
Apr-53	291,776.92	(1,458,884.60)	(65,422.22)	327,111.10	(1,131,773.49)	5,251.98	60,170.24
May-53	291,776.92	(1,167,107.68)	(65,422.22)	261,688.88	(905,418.79)	5,251.98	60,170.24
Jun-53	291,776.92	(875,330.76)	(65,422.22)	196,266.66	(679,064.10)	5,251.98	60,170.24
Jul-53	291,776.92	(583,553.84)	(65,422.22)	130,844.44	(452,709.40)	5,251.98	60,170.24
Aug-53	291,776.92	(291,776.92)	(65,422.22)	65,422.22	(226,354.70)	5,251.98	60,170.24
Sep-53	291,776.92	(0.00)	(65,422.22)	(0.00)	(0.00)	5,251.98	60,170.24

Interest Rate Swap Valuation

Month End 6/30/2024

Matt |s| MS
Kevin |s| KB

Color Legend
Drop Down Box
Update First - Use Apostrophe (') before date

MTM Valuation

(2) MTM	Chatham	Included	General Ledger Balance		
Company	**6/30/2024**	**CVA Adjustment**	**6/30/2024**	**Amount Hedged**	**All-in Price**
Wells Fargo 7/23/20	$ 53,686,481	$ 58,109	$ 53,628,372	$ 100,000,000	0.9180%
TD Bank 7/23/20 - 9060	$ 26,947,496	$ 26,901	$ 26,920,595	$ 50,000,000	0.9060%
TD Bank 7/23/20 - 9080	$ 26,930,120	$ 26,884	$ 26,903,236	$ 50,000,000	0.9080%
JPM 7/23/20	$ 54,007,935	$ 53,234	$ 53,954,701	$ 100,000,000	0.8995%
JPM 6/18/21	$ 36,545,181	$ 36,710	$ 36,508,471	$ 100,000,000	1.9045%
MUFG 7/6/21	$ 37,215,747	$ 40,316	$ 37,175,431	$ 100,000,000	1.8660%
GS 7/7/21	$ 38,550,350	$ 89,982	$ 38,460,368	$ 100,000,000	1.7890%
October 2024 Total	**$ 273,883,310**	**$ 332,136**	**$ 273,551,174**	**$ 600,000,000**	1.3807%

	MTM	Included	General Ledger Balance		
Company	**6/30/2024**	**CVA Adjustment**	**6/30/2024**	**Amount Hedged**	**All-in Price**
US Bank 6/18/21	$ 33,844,448	$ 138,899	$ 33,705,549	$ 100,000,000	1.9078%
CIBC 7/6/21	$ 34,606,769	$ 102,117	$ 34,504,652	$ 100,000,000	1.8623%
TD Bank 7/7/21	$ 35,952,141	$ 113,402	$ 35,838,739	$ 100,000,000	1.7820%
October 2025 Total	**$ 104,403,358**	**$ 354,418**	**$ 104,048,940**	**$ 300,000,000**	1.8507%

Total Portfolio	**$ 378,286,668**	**$ 686,554**	**$ 377,600,114**	**$ 900,000,000**

			new rate @06/30/20
Positive	means owed to Atmos / in the money	**state tax rate**	**0.0180**
Negative	means owed from Atmos / out of the	**federal tax rate**	**0.2062**
			0.2242

OCT 2021 Swaps

	27347	28206	28201		20113
	GAIN/LOSS	**State Tax**	**Federal Tax**	**Total Tax**	**Net OCI**
Gain Mizuho 4/3	-	-	-	-	-
Gain BNP Paribas	-	-	-	-	-
Gain Regions	-	-	-	-	-
Gain Credit Ag	-	-	-	-	-
Gain JP Morgan	-	-	-	-	-
Gain Mizuho 4/15	-	-	-	-	-
Gain US Bank	-	-	-	-	-
Gain Mizuho 6/17/21	-	-	-	-	-
Loss Mizuho 4/3	-	-	-	-	-
Loss BNP Paribas	-	-	-	-	-
Loss Regions	-	-	-	-	-
Loss Credit Ag	-	-	-	-	-
Loss JP Morgan	-	-	-	-	-
Loss Mizuho 4/15	-	-	-	-	-
Loss US Bank	-	-	-	-	-
Loss Mizuho 6/17/21	-	-	-	-	-
Sum Gain	-	-	-	-	-
Sum Loss	-	-	-	-	-
Entry	-	-	-	-	-
Entry	-	-	-	-	-

OCT 2022 Swaps

	27347	28206	28201		20114
	GAIN/LOSS	**State Tax**	**Federal Tax**	**Total Tax**	**Net OCI**
Gain Goldman Sachs 7/9/20	-	-	-	-	-
Gain TD Bank 7/9/20	-	-	-	-	-
Gain TD Bank 7/10/20	-	-	-	-	-
Gain Wells Fargo 7/10/20	-	-	-	-	-
Gain TD Bank 6/18/21	-	-	-	-	-
Gain BofA 7/6/21	-	-	-	-	-
Loss Goldman Sachs 7/9/20	-	-	-	-	-
Loss TD Bank 7/9/20	-	-	-	-	-
Loss TD Bank 7/10/20	-	-	-	-	-
Loss Wells Fargo 7/10/20	-	-	-	-	-
Loss TD Bank 6/18/21	-	-	-	-	-
Gain BofA 7/6/21	-	-	-	-	-
Sum Gain	-	-	-	-	-
Sum Loss	-	-	-	-	-

Entry	-	-	-	-	-	
Entry	-	-	-	-	-	

OCT 2023 Swaps

	27347	28206	28201		20116	
	GAIN/LOSS	State Tax	Federal Tax	Total Tax	Net OCI	
Gain BofA 6/18/21	-	-	-	-	-	
Gain Mizuho 7/19/21 10Y - 1.5400	-	-	-	-	-	
Gain Mizuho 7/19/21 30Y - 1.6500	-	-	-	-	-	
GainJPM 3/13/23 30Y	-	-	-	-	-	
GainUS Bank 3/13/23 10Y	-	-	-	-	-	
Mizuho 4/13/23 10Y	-	-	-	-	-	
Loss BofA 6/18/21	-	-	-	-	-	
Loss Mizuho 7/19/21 10Y - 1.5400	-	-	-	-	-	
Loss Mizuho 7/19/21 30Y - 1.6500	-	-	-	-	-	
GainJPM 3/13/23 30Y	-	-	-	-	-	
Loss US Bank 3/13/23 10Y	-	-	-	-	-	
Loss Mizuho 4/13/23 10Y	-	-	-	-	-	
Sum Gain	-	-	-	-	-	
Sum Loss	-	-	-	-	-	-
Entry	-	-	-	-	-	
Entry	-	-	-	-	-	

OCT 2024 Swaps

	27347	28206	28201		20115	
	GAIN/LOSS	State Tax	Federal Tax	Total Tax	Net OCI	
Gain Wells Fargo 7/23/20	53,628,372.00	965,310.70	11,059,242.87	12,024,553.57	41,603,818.43	
Gain TD Bank 7/23/20 9060	26,920,595.00	484,570.71	5,551,565.10	6,036,135.81	20,884,459.19	
Gain TD Bank 7/23/20 9080	26,903,236.00	484,258.25	5,547,985.33	6,032,243.58	20,870,992.42	
Gain JPM 7/23/20	53,954,701.00	971,184.62	11,126,538.44	12,097,723.06	41,856,977.94	
Gain JPM 6/18/21	36,508,471.00	657,152.48	7,528,776.89	8,185,929.37	28,322,541.63	
Gain MUFG 7/6/21	37,175,431.00	669,157.76	7,666,317.38	8,335,475.14	28,839,955.86	
Gain GS 7/7/21	38,460,368.00	692,286.62	7,931,297.09	8,623,583.71	29,836,784.29	
Loss Wells Fargo 7/23/20	-	-	-	-	-	
Loss TD Bank 7/23/20 9060	-	-	-	-	-	
Loss TD Bank 7/23/20 9080	-	-	-	-	-	
Loss JPM 7/23/20	-	-	-	-	-	
Loss JPM 6/18/21	-	-	-	-	-	
Loss MUFG 7/6/21	-	-	-	-	-	
Loss GS 7/7/21	-	-	-	-	-	
Sum Gain	273,551,174.00	4,923,921.13	56,411,723.10	61,335,644.23	212,215,529.77	
Sum Loss	-	-	-	-	-	212,215,529.77
Entry	273,551,174.00	4,923,921.13	56,411,723.10	61,335,644.23	212,215,529.77	
Entry	-	-	-	-	-	

OCT 2025 Swaps

	27347	28206	28201		20117	
	GAIN/LOSS	State Tax	Federal Tax	Total Tax	Net OCI	
Gain USB 6/18/21	33,705,549.00	606,699.88	6,950,758.31	7,557,458.20	26,148,090.80	
Gain CIBC 7/6/21	34,504,652.00	621,083.74	7,115,549.34	7,736,633.07	26,768,018.93	
Gain TD Bank 7/7/21	35,838,739.00	645,097.30	7,390,664.76	8,035,762.06	27,802,976.94	
Loss USB 6/18/21	-	-	-	-	-	
Loss CIBC 7/6/21	-	-	-	-	-	
Loss TD Bank 7/7/21	-	-	-	-	-	
Sum Gain	104,048,940.00	1,872,880.92	21,456,972.41	23,329,853.33	80,719,086.67	
Sum Loss	-	-	-	-	-	80,719,086.67
Entry	104,048,940.00	1,872,880.92	21,456,972.41	23,329,853.33	80,719,086.67	
Entry	-	-	-	-	-	
Check	-	0.00	(0.00)	(0.00)		

(1) October 2021 Swaps settled during September 2021 and are no longer carried at fair value. We vouched the settlement statements back to our Bank of America account# 0180347500 in September 2021 and agreed the in-flows and outflows for each settlement without exception.

(2) Refer to TM **(A)** on "Value Comparison" tab for reason on using values other than Counterparty statements.

Atmos Energy Corporation, Kentucky/Mid-States Division
Kentucky Jurisdiction Case No. 2021-00214
SOCIAL and Service CLUB DUES
Base Period: Twelve Months Ended September 30, 2021
Forecasted Test Period: Twelve Months Ended December 31, 2022

Data:___X___Base Period___X____Forecasted Period — FR 16(8)(f)
Type of Filing:___X____Original_____Updated_____Revised — Schedule F-1
Workpaper Reference No(s). — Witness: Christian

Line No.	Account No.	Social Organization/Service Club	Total Utility	Jurisdictional %	Jurisdiction	
		BASE PERIOD				
1	Various	AGA	34,038	100%	34,038	
2	Various	ASME	158		158	
3	Various	AUCSC	(200)		(200)	
4	Various	B2B PRIME	196		196	
5	Various	BEACON / QPUBLIC.NET	105		105	
6	Various	BIA OF LOUISVILLE	450		450	
7	Various	BUILDERS ASSOCIATION OF SOUTH CENTRAL KY	455		455	
8	Various	CADIZ TRIGG COUNTY ECONOMIC DEVELOP COMM	500		500	
9	Various	CHAMBER OF COMMERCE	55,630		55,630	
10	Various	CHRISTIAN COUNTY PVA	50		50	
11	Various	CNA SURETY	61		61	
12	Various	COMCAST CABLE	3		3	
13	Various	CRITTENDEN COUNTY ECONOMIC	100		100	
14	Various	ECONOMIC DEVELOPMENT COUNCIL	18,500		18,500	
15	Various	FRANKLIN SIMPSON INDUSTRIAL AUTHORITY	5,000		5,000	
16	Various	GRAVES COUNTY	3,000		3,000	
17	Various	GREATER OWENSBORO ECONOMIC DEVELOPMENT CORP	10,000		10,000	
18	Various	GREATER PADUCAH ECONOMIC DEVELOPMENT COUNCIL INC	10,000		10,000	
19	Various	HOME BUILDERS ASSOCIATION	1,570		1,570	
20	Various	HOME BUILDERS ASSOCIATION OF OWENSBORO	550		550	
21	Various	HOPKINS COUNTY HOME BUILDERS ASSOCIATION	325		325	
22	Various	HOPKINS COUNTY PVA	555		555	
23	Various	KENTUCKY ASSOCIATION FOR ECONOMIC DEVELOPMENT	25,000		25,000	
24	Various	KENTUCKY ASSOCIATION OF MAPPING PROFESSIONALS	25		25	
25	Various	KENTUCKY ASSOCIATION OF MASTER CONTRACTORS INC	1,250		1,250	
26	Various	KENTUCKY GAS ASSOCIATION	10,436		10,436	
27	Various	KENTUCKY LAKE ECONOMIC DEVELOPMENT	1,000		1,000	
28	Various	KENTUCKY OIL AND GAS ASSOCIATION	1,520		1,520	
29	Various	KENTUCKY PROFESSIONAL ENGINEER	150		150	
30	Various	KENTUCKY PROFESSIONAL GEOLGIST LICENSE RENEWAL	180		180	
31	Various	KENTUCKY RESTAURANT ASSOCIATION	395		395	
32	Various	KENTUCKY SECRETARY OF STATE	10		10	
33	Various	LEADERSHIP KENTUCKY	229		229	
34	Various	MAD HOP CO BOARD OF REALTORS	100		100	
35	Various	MASTERCRAFT PRINTED PRODUCTS AND SERVICES INC	292		292	
36	Various	MCCRACKEN COUNTY TAX	23		23	
37	Various	NACE INTERNATIONAL	295		295	
38	Various	OBION COUNTY INDUSTRIAL DEVELOPMENT CORP	1,500		1,500	
39	Various	OBION COUNTY JEDC	1,364		1,364	
40	Various	OHIO COUNTY CHAMBER OF COMMERCE	850		850	
41	Various	PADUCAH BOARD OF REALTORS INC	350		350	
42	Various	REALTOR ASSOCIATION	398		398	
43	Various	SAM'S CLUB	285		285	
44	Various	THE MESSENGER	51		51	
45	Various	TNGIC	40		40	
46	Various	TRIGG COUNTY PVA	10		10	ck fig
		Total Base Period	186,798		186,798	0

Atmos Energy Corporation, Kentucky/Mid-States Division
Kentucky Jurisdiction Case No. 2021-00214
SOCIAL and Service CLUB DUES
Base Period: Twelve Months Ended September 30, 2021
Forecasted Test Period: Twelve Months Ended December 31, 2022

Data:___X___Base Period___X____Forecasted Period — FR 16(8)(f)
Type of Filing:___X____Original_____Updated_____Revised — Schedule F-1
Workpaper Reference No(s). — Witness: Christian

Line No.	Account No.	Social Organization/Service Club	Total Utility	Jurisdictional %	Jurisdiction	
		TEST PERIOD				
1	Various	AGA	34,038	100%	34,038	
2	Various	ASME	158		158	
3	Various	AUCSC	(200)		(200)	
4	Various	B2B PRIME	196		196	
5	Various	BEACON / QPUBLIC.NET	105		105	
6	Various	BIA OF LOUISVILLE	450		450	
7	Various	BUILDERS ASSOCIATION OF SOUTH CENTRAL KY	455		455	
8	Various	CADIZ TRIGG COUNTY ECONOMIC DEVELOP COMM	500		500	
9	Various	CHAMBER OF COMMERCE	55,630		55,630	
10	Various	CHRISTIAN COUNTY PVA	50		50	
11	Various	CNA SURETY	61		61	
12	Various	COMCAST CABLE	3		3	
13	Various	CRITTENDEN COUNTY ECONOMIC	100		100	
14	Various	ECONOMIC DEVELOPMENT COUNCIL	18,500		18,500	
15	Various	FRANKLIN SIMPSON INDUSTRIAL AUTHORITY	5,000		5,000	
16	Various	GRAVES COUNTY	3,000		3,000	
17	Various	GREATER OWENSBORO ECONOMIC DEVELOPMENT CORP	10,000		10,000	
18	Various	GREATER PADUCAH ECONOMIC DEVELOPMENT COUNCIL INC	10,000		10,000	
19	Various	HOME BUILDERS ASSOCIATION	1,570		1,570	
20	Various	HOME BUILDERS ASSOCIATION OF OWENSBORO	550		550	
21	Various	HOPKINS COUNTY HOME BUILDERS ASSOCIATION	325		325	
22	Various	HOPKINS COUNTY PVA	555		555	
23	Various	KENTUCKY ASSOCIATION FOR ECONOMIC DEVELOPMENT	25,000		25,000	
24	Various	KENTUCKY ASSOCIATION OF MAPPING PROFESSIONALS	25		25	
25	Various	KENTUCKY ASSOCIATION OF MASTER CONTRACTORS INC	1,250		1,250	
26	Various	KENTUCKY GAS ASSOCIATION	10,436		10,436	
27	Various	KENTUCKY LAKE ECONOMIC DEVELOPMENT	1,000		1,000	
28	Various	KENTUCKY OIL AND GAS ASSOCIATION	1,520		1,520	
29	Various	KENTUCKY PROFESSIONAL ENGINEER	150		150	
30	Various	KENTUCKY PROFESSIONAL GEOLGIST LICENSE RENEWAL	180		180	
31	Various	KENTUCKY RESTAURANT ASSOCIATION	395		395	
32	Various	KENTUCKY SECRETARY OF STATE	10		10	
33	Various	LEADERSHIP KENTUCKY	229		229	
34	Various	MAD HOP CO BOARD OF REALTORS	100		100	
35	Various	MASTERCRAFT PRINTED PRODUCTS AND SERVICES INC	292		292	
36	Various	MCCRACKEN COUNTY TAX	23		23	
37	Various	NACE INTERNATIONAL	295		295	
38	Various	OBION COUNTY INDUSTRIAL DEVELOPMENT CORP	1,500		1,500	
39	Various	OBION COUNTY JEDC	1,364		1,364	
40	Various	OHIO COUNTY CHAMBER OF COMMERCE	850		850	
41	Various	PADUCAH BOARD OF REALTORS INC	350		350	
42	Various	REALTOR ASSOCIATION	398		398	
43	Various	SAM'S CLUB	285		285	
44	Various	THE MESSENGER	51		51	
45	Various	TNGIC	40		40	
46	Various	TRIGG COUNTY PVA	10		10	
						ck fig
		Total Forecasted Period	186,798		186,798	0

Row Labels	Sum of Amount
AGA	$ 34,038
American Society of Mechanical Engineers	$ 158
AUCSC	$ (200)
B2B PRIME	$ 196
BEACON / QPUBLIC.NET	$ 105
BIA OF LOUISVILLE	$ 450
BUILDERS ASSOCIATION OF SOUTH CENTRAL KY	$ 455
CADIZ TRIGG COUNTY ECONOMIC DEVELOP COMM	$ 500
CHAMBER OF COMMERCE	$ 55,630
CHRISTIAN COUNTY PVA	$ 50
CNA SURETY	$ 61
COMCAST CABLE	$ 3
CRITTENDEN COUNTY ECONOMIC	$ 100
ECONOMIC DEVELOPMENT COUNCIL	$ 18,500
FRANKLIN SIMPSON INDUSTRIAL AUTHORITY	$ 5,000
GRAVES COUNTY	$ 3,000
GREATER OWENSBORO ECONOMIC DEVELOPMENT CORP	$ 10,000
GREATER PADUCAH ECONOMIC DEVELOPMENT COUNCIL INC	$ 10,000
HOME BUILDERS ASSOCIATION	$ 1,570
HOME BUILDERS ASSOCIATION OF OWENSBORO	$ 550
HOPKINS COUNTY HOME BUILDERS ASSOCIATION	$ 325
HOPKINS COUNTY PVA	$ 555
KENTUCKY ASSOCIATION FOR ECONOMIC DEVELOPMENT	$ 25,000
KENTUCKY ASSOCIATION OF MAPPING PROFESSIONALS	$ 25
KENTUCKY ASSOCIATION OF MASTER CONTRACTORS INC	$ 1,250
KENTUCKY GAS ASSOCIATION	$ 10,436
KENTUCKY LAKE ECONOMIC DEVELOPMENT	$ 1,000
KENTUCKY OIL AND GAS ASSOCIATION	$ 1,520
KENTUCKY PROFESSIONAL ENGINEER	$ 150
KENTUCKY PROFESSIONAL GEOLGIST LICENSE RENEWAL	$ 180
KENTUCKY RESTAURANT ASSOCIATION	$ 395
KENTUCKY SECRETARY OF STATE	$ 10
LEADERSHIP KENTUCKY	$ 229
MAD HOP CO BOARD OF REALTORS	$ 100
MASTERCRAFT PRINTED PRODUCTS AND SERVICES INC	$ 292
MCCRACKEN COUNTY TAX	$ 23
NACE INTERNATIONAL	$ 295
OBION COUNTY INDUSTRIAL DEVELOPMENT CORP	$ 1,500
OBION COUNTY JEDC	$ 1,364
OHIO COUNTY CHAMBER OF COMMERCE	$ 850
PADUCAH BOARD OF REALTORS INC	$ 350
REALTOR ASSOCIATION	$ 398
SAMS CLUB	$ 285
THE MESSENGER	$ 51
TNGIC	$ 40
TRIGG COUNTY PVA	$ 10
Grand Total	**$ 186,798**

Company	Cost Center	Account	Sub Account	Sub Account Description	Service Area	Month Number	Calendar Year	Vendor Name	Invoice Number	Invoice Date
050	1114	9302	07510	Association Dues	009000	202307	2023	AGA		
050	2635	9302	07510	Association Dues	009000	202307	2023	CHAMBER OF COMMERCE	186	05/31/2023
050	2636	8700	07510	Association Dues	009000	202307	2023	OHIO COUNTY CHAMBER OF COMMERCE	4332	07/05/2023
050	2637	8700	05417	Club Dues - Deductible	009000	202307	2023	SAMS CLUB		
050	2653	8700	05415	Membership Fees	009000	202307	2023	American Society of Mechanical Engineers	WEXP-00068128	07/10/2023
050	2732	9302	07510	Association Dues	009000	202307	2023	BUILDERS ASSOCIATION OF SOUTH CENTRAL KY	000002024	07/17/2023
050	2732	9302	07510	Association Dues	009000	202307	2023	HOME BUILDERS ASSOCIATION	INV070523	07/05/2023
050	2732	9302	07510	Association Dues	009000	202307	2023	HOME BUILDERS ASSOCIATION	INV071723	07/17/2023
050	2735	9302	07510	Association Dues	009000	202307	2023	CHAMBER OF COMMERCE	2576	01/25/2023
050	2736	8700	07510	Association Dues	009000	202307	2023	CHAMBER OF COMMERCE	INV071023	07/10/2023
050	2736	9302	07510	Association Dues	009000	202307	2023	ECONOMIC DEVELOPMENT COUNCIL	74981	06/22/2023
050	2750	8740	05415	Membership Fees	009000	202307	2023	AUCSC	050_WILLIAM.DESPAIN_	02/16/2023
050	3301	8700	07510	Association Dues	009000	202307	2023	KENTUCKY GAS ASSOCIATION	619	07/17/2023
050	3301	8700	07510	Association Dues	009000	202307	2023	KENTUCKY GAS ASSOCIATION	620	07/21/2023
050	3308	8700	05415	Membership Fees	009000	202307	2023	GRAVES COUNTY	INV070123	07/01/2023
050	3315	8700	05417	Club Dues - Deductible	009000	202307	2023	HOPKINS COUNTY PVA	WEXP-00067873	07/03/2023
050	1114	9302	07510	Association Dues	009000	202308	2023	AGA		
050	2636	8700	05415	Membership Fees	009000	202308	2023	CHAMBER OF COMMERCE	050_DANIEL.MAYFIELD_	08/16/2023
050	2636	8700	05415	Membership Fees	009000	202308	2023	CHAMBER OF COMMERCE		
050	2637	8700	05415	Membership Fees	009000	202308	2023	BEACON / QPUBLIC.NET	050_ED.TUCKER_AUG-23	08/16/2023
050	2637	8700	05415	Membership Fees	009000	202308	2023	CHAMBER OF COMMERCE	050_SEAN.JONES_AUG-2	08/16/2023
050	2637	8700	05415	Membership Fees	009000	202308	2023	OBION COUNTY JEDC	050_SEAN.JONES_AUG-2	08/16/2023
050	2637	8700	05415	Membership Fees	009000	202308	2023	OBION COUNTY JEDC		
050	2637	8700	05417	Club Dues - Deductible	009000	202308	2023	SAMS CLUB	WEXP-00069190	07/31/2023
050	2637	8700	05417	Club Dues - Deductible	009000	202308	2023	SAMS CLUB		
050	2734	8700	07510	Association Dues	009000	202308	2023	CHAMBER OF COMMERCE	42409	01/25/2023
050	2736	8700	05415	Membership Fees	009000	202308	2023	CHAMBER OF COMMERCE	74960	06/19/2023
050	2738	8700	07510	Association Dues	009000	202308	2023	COMCAST CABLE	8529300110059697_072	07/23/2023
050	3315	8700	05417	Club Dues - Deductible	009000	202308	2023	CHRISTIAN COUNTY PVA	WEXP-00069880	08/11/2023
050	3315	8700	05417	Club Dues - Deductible	009000	202308	2023	HOPKINS COUNTY PVA	WEXP-00069880	08/11/2023
050	3351	8700	05415	Membership Fees	009000	202308	2023	KENTUCKY GAS ASSOCIATION	050_RYAN.TOLBERT_AUG	08/16/2023
050	3351	8700	05415	Membership Fees	009000	202308	2023	CHAMBER OF COMMERCE	050_RYAN.TOLBERT_AUG	08/16/2023
050	3351	8700	05415	Membership Fees	009000	202308	2023	KENTUCKY GAS ASSOCIATION	050_RYAN.TOLBERT_AUG	08/16/2023
050	3351	8700	05415	Membership Fees	009000	202308	2023	KENTUCKY GAS ASSOCIATION	050_RYAN.TOLBERT_AUG	08/16/2023
050	3351	8700	05415	Membership Fees	009000	202308	2023	KENTUCKY GAS ASSOCIATION		
050	1114	9302	07510	Association Dues	009000	202309	2023	AGA		
050	2609	8410	05415	Membership Fees	009000	202309	2023	KENTUCKY PROFESSIONAL GEOLGIST LICENSE RENEWAL	WEXP-00072245	09/21/2023
050	2636	9302	07510	Association Dues	009000	202309	2023	CRITTENDEN COUNTY ECONOMIC	CHE179459	09/18/2023
050	3301	8700	07510	Association Dues	009000	202309	2023	KENTUCKY GAS ASSOCIATION	620	07/21/2023
050	3315	8700	05417	Club Dues - Deductible	009000	202309	2023	TRIGG COUNTY PVA	WEXP-00072072	09/19/2023
050	3333	9302	07510	Association Dues	009000	202309	2023	CHAMBER OF COMMERCE	35552023	09/12/2023
050	1114	9302	07510	Association Dues	009000	202310	2023	AGA		
050	2732	9120	07510	Association Dues	009000	202310	2023	HOME BUILDERS ASSOCIATION OF OWENSBORO	CHE181587	10/16/2023
050	2732	9120	07510	Association Dues	009000	202310	2023	HOPKINS COUNTY HOME BUILDERS ASSOCIATION	CHE181588	10/16/2023
050	2732	9302	07510	Association Dues	009000	202310	2023	KENTUCKY RESTAURANT ASSOCIATION	7235_081523	08/15/2023
050	2737	8700	07510	Association Dues	009000	202310	2023	CHAMBER OF COMMERCE	11941	10/26/2023
050	2739	8700	07510	Association Dues	009000	202310	2023	CHAMBER OF COMMERCE	7753	05/19/2023
050	2739	8700	07510	Association Dues	009000	202310	2023	CHAMBER OF COMMERCE	7892	08/01/2023
050	2739	8700	07510	Association Dues	009000	202310	2023	CHAMBER OF COMMERCE	7954	09/15/2023
050	3333	9302	07510	Association Dues	009000	202310	2023	GREATER OWENSBORO ECONOMIC DEVELOPMENT CORP	CHE181574	10/16/2023
050	3338	8700	07510	Association Dues	009000	202310	2023	OBION COUNTY INDUSTRIAL DEVELOPMENT CORP	8651	10/02/2023
050	1114	9302	07510	Association Dues	009000	202311	2023	AGA		
050	2637	9302	07510	Association Dues	009000	202311	2023	CHAMBER OF COMMERCE	32128	01/01/2024
050	2637	9302	07510	Association Dues	009000	202311	2023	CHAMBER OF COMMERCE	321662024	11/29/2023
050	2651	8700	05415	Membership Fees	009000	202311	2023	BEACON / QPUBLIC.NET	050_BILL.STANLEY_NOV	11/16/2023
050	2653	8700	05415	Membership Fees	009000	202311	2023	TNGIC	WEXP-00075470	11/08/2023
050	2734	8700	07510	Association Dues	009000	202311	2023	CHAMBER OF COMMERCE	2418	11/01/2023
050	2738	8700	07510	Association Dues	009000	202311	2023	CHAMBER OF COMMERCE	10105	11/07/2023
050	2738	9302	07510	Association Dues	009000	202311	2023	CHAMBER OF COMMERCE	CHE183683	11/16/2023
050	1114	9302	07510	Association Dues	009000	202312	2023	AGA		
050	2634	9302	07510	Association Dues	009000	202312	2023	CHAMBER OF COMMERCE	84105	11/14/2023
050	2637	8700	07510	Association Dues	009000	202312	2023	CHAMBER OF COMMERCE	32166CANCEL	11/29/2023
050	2732	8700	05415	Membership Fees	009000	202312	2023	BIA OF LOUISVILLE	050_LISA.WHITNEY_DEC	12/16/2023
050	2732	8700	05415	Membership Fees	009000	202312	2023	REALTOR ASSOCIATION	050_LISA.WHITNEY_DEC	12/16/2023
050	2732	8700	05415	Membership Fees	009000	202312	2023	REALTOR ASSOCIATION		
050	2732	9120	07510	Association Dues	009000	202312	2023	PADUCAH BOARD OF REALTORS INC	CHE184496	12/01/2023
050	2734	8700	05415	Membership Fees	009000	202312	2023	CHAMBER OF COMMERCE		
050	2735	8700	07510	Association Dues	009000	202312	2023	CHAMBER OF COMMERCE	5663	11/01/2023
050	2737	8700	07510	Association Dues	009000	202312	2023	CHAMBER OF COMMERCE	0000515	12/04/2023
050	3302	8700	05415	Membership Fees	009000	202312	2023	B2B PRIME	050_MATT.HOWARD_DEC-	12/16/2023
050	3302	8700	05415	Membership Fees	009000	202312	2023	B2B PRIME		
050	1114	9302	07510	Association Dues	009000	202401	2024	AGA		
050	2636	8700	07510	Association Dues	009000	202401	2024	CHAMBER OF COMMERCE	60419	01/10/2024
050	2637	8700	05415	Membership Fees	009000	202401	2024	KENTUCKY LAKE ECONOMIC DEVELOPMENT	23	01/08/2024
050	2732	8700	07510	Association Dues	009000	202401	2024	CHAMBER OF COMMERCE	253	01/23/2024
050	2732	9120	07510	Association Dues	009000	202401	2024	MAD HOP CO BOARD OF REALTORS	CHE187050	01/10/2024
050	2732	9302	07510	Association Dues	009000	202401	2024	HOME BUILDERS ASSOCIATION	123124	01/05/2024
050	2734	8700	05415	Membership Fees	009000	202401	2024	CHAMBER OF COMMERCE	INV120623	12/06/2023
050	2734	8700	05415	Membership Fees	009000	202401	2024	CHAMBER OF COMMERCE		
050	2734	8700	07510	Association Dues	009000	202401	2024	CHAMBER OF COMMERCE	43286	01/25/2024

050	2735	9302	07510	Association Dues	009000	202401	2024	CHAMBER OF COMMERCE	6085	01/30/2024
050	3308	9120	07510	Association Dues	009000	202401	2024	ECONOMIC DEVELOPMENT COUNCIL	75617	12/08/2023
050	3308	9120	07510	Association Dues	009000	202401	2024	GREATER PADUCAH ECONOMIC DEVELOPMENT COUNCIL INC	5781	01/05/2024
050	3308	9120	07510	Association Dues	009000	202401	2024	KENTUCKY OIL AND GAS ASSOCIATION	705744673074	01/02/2024
050	3333	9090	05415	Membership Fees	009000	202401	2024	LEADERSHIP KENTUCKY	050_KAY.COOMES_JAN-2	01/16/2024
050	3333	9090	05415	Membership Fees	009000	202401	2024	LEADERSHIP KENTUCKY		
050	1114	9302	07510	Association Dues	009000	202402	2024	AGA		
050	2637	8740	05415	Membership Fees	009000	202402	2024	NACE INTERNATIONAL	050_SEAN.JONES_FEB-2	02/16/2024
050	2653	8700	05415	Membership Fees	009000	202402	2024	KENTUCKY ASSOCIATION OF MAPPING PROFESSIONALS	WEXP-00079678	01/29/2024
050	2732	8700	05415	Membership Fees	009000	202402	2024	REALTOR ASSOCIATION	050_LISA.WHITNEY_FEB	02/16/2024
050	2732	8700	05415	Membership Fees	009000	202402	2024	KENTUCKY ASSOCIATION OF MASTER CONTRACTORS INC	1590827-679204	01/26/2024
050	2732	8700	05415	Membership Fees	009000	202402	2024	REALTOR ASSOCIATION		
050	2735	8700	07510	Association Dues	009000	202402	2024	CHAMBER OF COMMERCE		
050	2738	9302	07510	Association Dues	009000	202402	2024	CHAMBER OF COMMERCE	CHE190565	02/27/2024
050	3308	9302	07510	Association Dues	009000	202402	2024	FRANKLIN SIMPSON INDUSTRIAL AUTHORITY	CHE189612	02/13/2024
050	3333	9090	05415	Membership Fees	009000	202402	2024	LEADERSHIP KENTUCKY	050_KAY.COOMES_FEB-2	02/16/2024
050	3333	9090	05415	Membership Fees	009000	202402	2024	LEADERSHIP KENTUCKY	050_KAY.COOMES_FEB-2	02/16/2024
050	3333	9090	05415	Membership Fees	009000	202402	2024	LEADERSHIP KENTUCKY	050_KAY.COOMES_FEB-2	02/16/2024
050	3333	9090	05415	Membership Fees	009000	202402	2024	LEADERSHIP KENTUCKY		
050	1114	9302	07510	Association Dues	009000	202403	2024	AGA		
050	2604	4264	05415	Membership Fees	009000	202403	2024	KENTUCKY SECRETARY OF STATE	WEXP-00082543	03/07/2024
050	2604	8700	05415	Membership Fees	009000	202403	2024	KENTUCKY SECRETARY OF STATE	WEXP-00082543	03/07/2024
050	2637	8700	05415	Membership Fees	009000	202403	2024	THE MESSENGER	050_SHELBY.LAMB_MAR-	03/16/2024
050	2637	8700	05415	Membership Fees	009000	202403	2024	THE MESSENGER		
050	2732	9120	07510	Association Dues	009000	202403	2024	HOME BUILDERS ASSOCIATION	CHE148513	06/02/2022
050	2734	8700	07510	Association Dues	009000	202403	2024	CHAMBER OF COMMERCE		
050	2735	8700	07510	Association Dues	009000	202403	2024	CHAMBER OF COMMERCE	3351	01/02/2024
050	2735	8700	07510	Association Dues	009000	202403	2024	CHAMBER OF COMMERCE	6147	03/01/2024
050	2735	8700	07510	Association Dues	009000	202403	2024	CHAMBER OF COMMERCE	675	01/02/2024
050	2735	8700	07510	Association Dues	009000	202403	2024	CHAMBER OF COMMERCE		
050	2736	8700	07510	Association Dues	009000	202403	2024	CADIZ TRIGG COUNTY ECONOMIC DEVELOP COMM	INV012924	01/29/2024
050	1114	9302	07510	Association Dues	009000	202404	2024	AGA		
050	2635	9302	07510	Association Dues	009000	202404	2024	CHAMBER OF COMMERCE	CHE193296	04/03/2024
050	2637	8700	05415	Membership Fees	009000	202404	2024	MCCRACKEN COUNTY TAX	050_JEREMY.HUSS_APR-	04/16/2024
050	2637	8700	05415	Membership Fees	009000	202404	2024	MCCRACKEN COUNTY TAX	050_JEREMY.HUSS_APR-	04/16/2024
050	2637	8700	05415	Membership Fees	009000	202404	2024	CNA SURETY	72635099N	04/02/2024
050	2637	8700	05415	Membership Fees	009000	202404	2024	MCCRACKEN COUNTY TAX		
050	2734	8700	07510	Association Dues	009000	202404	2024	CHAMBER OF COMMERCE	88837	03/27/2024
050	2734	8700	07510	Association Dues	009000	202404	2024	CHAMBER OF COMMERCE		
050	2736	9120	07510	Association Dues	009000	202404	2024	HOME BUILDERS ASSOCIATION	32124	04/01/2024
050	3308	9120	07510	Association Dues	009000	202404	2024	KENTUCKY ASSOCIATION FOR ECONOMIC DEVELOPMENT	32036	04/08/2024
050	3308	9120	07510	Association Dues	009000	202404	2024	KENTUCKY ASSOCIATION FOR ECONOMIC DEVELOPMENT	32037	04/08/2024
050	3308	9120	07510	Association Dues	009000	202404	2024	KENTUCKY OIL AND GAS ASSOCIATION	7377	04/25/2024
050	3315	8700	05415	Membership Fees	009000	202404	2024	KENTUCKY PROFESSIONAL ENGINEER	WEXP-00085125	04/18/2024
050	1114	9302	07510	Association Dues	009000	202405	2024	AGA		
050	2734	8700	07510	Association Dues	009000	202405	2024	MASTERCRAFT PRINTED PRODUCTS AND SERVICES INC	129170	05/14/2024
050	2734	8700	07510	Association Dues	009000	202405	2024	MASTERCRAFT PRINTED PRODUCTS AND SERVICES INC	129170	05/14/2024
050	2736	9302	07510	Association Dues	009000	202405	2024	CHAMBER OF COMMERCE	CHE195231	05/03/2024
050	1114	9302	07510	Association Dues	009000	202406	2024	AGA		
050	2636	8700	07510	Association Dues	009000	202406	2024	OHIO COUNTY CHAMBER OF COMMERCE	4565	06/25/2024
050	2637	8700	05415	Membership Fees	009000	202406	2024	SAMS CLUB	050_JEREMY.HUSS_JUN-	06/16/2024
050	2637	8700	05415	Membership Fees	009000	202406	2024	CHAMBER OF COMMERCE	050_SEAN.JONES_JUN-2	06/16/2024
050	2637	8700	05415	Membership Fees	009000	202406	2024	CHAMBER OF COMMERCE		
050	2732	9120	07510	Association Dues	009000	202406	2024	HOME BUILDERS ASSOCIATION	6722	06/18/2024
050	2735	8700	05415	Membership Fees	009000	202406	2024	SAMS CLUB	050_JONATHON.BLEDSOE	06/16/2024
050	2739	9302	05415	Membership Fees	009000	202406	2024	CHAMBER OF COMMERCE	67953	11/29/2023
050	3351	9302	05415	Membership Fees	009000	202406	2024	SAMS CLUB	050_RYAN.TOLBERT_JUN	06/16/2024

Line Description	Amount
AGA Dues	$4,973.57
	$510.00
	$425.00
Mattingly, Patrick T (Pat) WEXP-00069190	$38.57
Professional Dues annual membership, American Society of Mechanical Engineers	$158.00
HBASK Association Dues	$455.00
Home Builders Association Renewal	$375.00
HBA Membership Dues	$450.00
MEMBERD 1047	$360.00
	$500.00
	$11,000.00
AUCSC - 13-FEB-23 - MORGANTOWN - WV - 26506 - Tax	($200.00)
	$10,250.00
	$1,000.00
	$3,000.00
Civic & Club Dues qpublic subscription to hopkins county ky pva website to look up current property owner information	$55.00
AGA Dues	$4,973.57
OWENSBORO CHAMBER OF C - 03-AUG-23 - OWENSBORO - KY - 42303 - Interchange Qualifier	$45.00
Use Tax on Aug-23 PCard	$2.70
BEACON / QPUBLIC.NET - 10-AUG-23 - INDIANAPOLIS - IN - 46216 - Interchange Qualifier	$100.00
PADUCAH AREA CHAMBER O - 28-JUL-23 - PADUCAH - KY - 42003 - Tax	$25.00
SQ OBION COUNTY JEDC - 25-JUL-23 - Union City - TN - 38261 - Tax	$1,281.02
Use Tax on Aug-23 PCard	$82.86
Civic & Club Dues Sams Club membership yearly renewal charge	$38.57
	($38.57)
	$592.00
	$700.00
Comcast Campbellsville Monthly Billing	$2.83
Civic & Club Dues Subscription to Christian County PVA online access to lookup and print off property owner information	$50.00
Civic & Club Dues YEARLY subscirption to Hopkins County PVA online access to lookup and print off property owner information	$500.00
KENTUCKY GAS ASSOCIATI - 08-AUG-23 - MURRAY - KY - 42071 - Interchange Qualifier	$175.00
PADUCAH AREA CHAMBER O - 04-AUG-23 - PADUCAH - KY - 42003 - Tax	$300.00
PAYPAL KENTUCKYGAS - 17-JUL-23 - 4029357733 - KY - 42071 - Tax	$2,500.00
PAYPAL KENTUCKYGAS - 22-JUL-23 - 4029357733 - KY - 42071 - Interchange Qualifier	($2,500.00)
Use Tax on Aug-23 PCard	$10.50
AGA Dues	$4,973.57
Professional Dues Kentucky Professional Geologist License Renewal	$180.16
	$100.00
	($1,000.00)
Civic & Club Dues Online Subscription to Trigg County PVA to look up property owner information	$10.00
	$22,100.00
AGA Dues	$4,973.57
	$550.00
	$325.00
	$395.00
	$421.00
	$700.00
	$300.00
	$3,000.00
	$10,000.00
OBION COUNTY INDUSTRIAL DEVELOPMENT CORP membership dues ATTN: Pat Mattingly	$1,500.00
AGA Dues	$4,973.57
	$910.00
	$1,200.00
BEACON / QPUBLIC.NET - 17-OCT-23 - INDIANAPOLIS - IN - 46216 - Interchange Qualifier	$5.00
Professional Dues TNGIC Membership Dues for 2023.	$40.00
	$1,000.00
	$100.00
	$400.00
AGA Dues	$4,973.57
	$305.00
Paducah Area Chamber of Commerce - 2024 Annual Meeting & Business Celebration	$0.00
BIA OF LOU INV-5360 - 01-DEC-23 - LOUISVILLE - KY - 40223 - Tax	$450.00
REALTOR ASSOCIATION/ML - 06-DEC-23 - 3123298245 - IL - 60611 - Interchange Qualifier	$200.00
Use Tax on Dec-23 PCard	$39.00
	$350.00
CHAMBER OF COMMERCE INV120623	$750.00
	$1,250.00
	$750.00
B2B Prime 4F4UV88U3 - 27-NOV-23 - Amzn.com/bill - WA - 98109 - Tax	$179.00
Use Tax on Dec-23 PCard	$17.45
AGA Dues	$699.42
	$995.00
KY Lake Economic Development - KLED Investor 2024 Bronze Level	$1,000.00
	$60.00
	$100.00
Membership dues for Hopkinsville HBA	$595.00
Women's Leadership Conference-Emerald Sponsorship	$750.00
	($750.00)
	$592.00

Barren County Annual Chamber Dinner	$250.00
	$7,500.00
	$10,000.00
	$1,020.00
Leadership Kentucky - 16-JAN-24 - Frankfort - KY - 40601 - Tax	$100.00
Use Tax on Jan-24 PCard	$9.75
AGA Dues	$699.42
NACE INTERNATIONAL INS - 16-JAN-24 - 281-2286300 - TX - 77084 - Interchange Qualifier	$295.00
Professional Dues Kentucky Association of Mapping Professionals 2024 Dues.	$25.00
REALTOR ASSOCIATION/ML - 01-FEB-24 - 3123298245 - IL - 60611 - Interchange Qualifier	$150.00
KAMC Membership Dues	$1,250.00
Use Tax on Feb-24 PCard	$9.00
CHAMBER OF COMMERCE 3351	$200.00
	$125.00
	$5,000.00
Leadership Kentucky - 19-JAN-24 - Frankfort - KY - 40601 - Tax	$100.00
Leadership Kentucky - 26-JAN-24 - Frankfort - KY - 40601 - Tax	$100.00
Leadership Kentucky - 30-JAN-24 - Frankfort - KY - 40601 - Interchange Qualifier	($100.00)
Use Tax on Feb-24 PCard	$19.50
AGA Dues	$699.42
Professional Dues $10 fee to KY secretary of state for certificate of good standing for KY franchise (no receipt provided but have attached certificate)	$2.00
Professional Dues $10 fee to KY secretary of state for certificate of good standing for KY franchise (no receipt provided but have attached certificate)	$8.00
THE MESSENGER - 04-MAR-24 - UNION CITY - TN - 38261 - Interchange Qualifier	$48.00
Use Tax on Mar-24 PCard	$2.88
	($480.00)
CHAMBER OF COMMERCE 88837	$8,050.00
	$200.00
	$2,500.00
	$235.00
	($200.00)
	$500.00
AGA Dues	$699.42
	$500.00
MCCRACKEN COUNTY TAX - 04-APR-24 - PADUCAH - KY - 42003 - Interchange Qualifier	$19.00
MCCRACKEN SERVICE FEE - 04-APR-24 - PADUCAH - KY - 42003 - Interchange Qualifier	$2.50
Surety Bond for Notary	$60.72
Use Tax on APR-24 PCard	$1.29
	$8,050.00
	($8,050.00)
	$150.00
	$20,000.00
	$5,000.00
	$500.00
Professional Dues PE license renewal for state of KY	$150.00
AGA Dues	$699.42
TAG METER (11/07) 25 PER PK	$270.00
freightTAG METER (11/07) 25 PER PK	$22.46
	$1,372.28
AGA Dues	$699.42
	$425.00
SAMS CLUB #6449 - 23-MAY-24 - PADUCAH - KY - 42001 - Interchange Qualifier	$45.00
KENTUCKY LAKE CHAMBER - 03-JUN-24 - BENTON - KY - 42025 - Interchange Qualifier	$500.00
Use Tax on Jun-24 PCard	$30.00
	$480.00
SAMS CLUB RENEWAL - 27-MAY-24 - BOWLING GREEN - KY - 42103 - Interchange Qualifier	$110.00
	$4,000.00
SAMS CLUB #6449 - 18-MAY-24 - PADUCAH - KY - 42001 - Interchange Qualifier	$91.04

Atmos Energy Corporation, Kentucky/Mid-States Division
Kentucky Jurisdiction Case No. 2021-00214
CHARITABLE CONTRIBUTIONS
Base Period: Twelve Months Ended September 30, 2021
Forecasted Test Period: Twelve Months Ended December 31, 2022

Data:___X___Base Period___X____Forecasted Period — FR 16(8)(f)
Type of Filing:___X____Original_____Updated_____Revised — Schedule F-2.1
Workpaper Reference No(s). — Witness: Christian

Line No.	Account No.	Charitable Organization *	Total Utility	Jurisdictional %	Jurisdiction
		BASE PERIOD			
1	Various	Community Welfare	$ 289,341	100%	$ 289,341
2	Various	Education	$ 60,018		60,018
3	Various	Health	$ 21,000		21,000
4	Various	Museums & Arts	$ 15,750		15,750
5	Various	United Way Agencies	$ 3,500		3,500
6	Various	Youth Clubs & Centers	$ 13,630		13,630
7	Various	American Red Cross	$ 1,500		1,500
8	Various	Energy Assistance Program	$ 631,940		631,940
		Total	$ 1,036,679		$ 1,036,679
		TEST PERIOD			
1	Various	Community Welfare	$ 289,341	100%	$ 289,341
2	Various	Education	$ 60,018		60,018
3	Various	Health	$ 21,000		21,000
4	Various	Museums & Arts	$ 15,750		15,750
5	Various	United Way Agencies	$ 3,500		3,500
6	Various	Youth Clubs & Centers	$ 13,630		13,630
7	Various	American Red Cross	$ 1,500		1,500
8	Various	Energy Assistance Program	$ 631,940		631,940
		Total	$ 1,036,679		$ 1,036,679

Note: These items are not included in O&M and therefore not part of revenue requirements.

*Pivoted Original Division Data by Sub Account Description

FSTC - Heroes FR
FSTC - Heroes Vets
FSTC - Heroes Medical
FSTC - Kids Food
FSTC - Kids Literacy
FSTC - Kids Other
FSTC - Neighbors Food
FSTC - Neighbors Other

COST CENTER OWNER	(All)
SUB REGION	(All)
DIVISION	(All)
YEAR	(Multiple Items)
SUB-ACCOUNT	(All)
ORGANIZATION	(All)

Sum of AMOUNT		MONTH												
STATE	SUB-ACCT DESCRIPTION	202307	202308	202309	202310	202311	202312	202401	202402	202403	202404	202405	202406	Total
KENTUCKY	Community Welfare	$ 8,139	$ 139,900	$ (4,000)	$ 4,250	$ 20,850	$ 36,982	$ 8,545	$ 12,550	$ 6,850	$ 27,350	$ 7,425	$ 20,500	$ 289,341
	Education	$ 9,250	$ 17,514	$ 3,493	$ 4,750	$ 8,500	$ 5,000		$ 2,860	$ 250	$ 2,600	$ 5,800		$ 60,018
	Health		$ 16,000		$ 1,500				$ 500			$ 3,000		$ 21,000
	Museums & Arts	$ 2,750				$ 2,000	$ 3,500				$ 1,000	$ 6,500		$ 15,750
	United Way Agencies	$ 1,000							$ 2,500					$ 3,500
	Youth Clubs & Centers		$ 800				$ 4,000		$ 830	$ 5,500	$ 2,500			$ 13,630
	American Red Cross							$ 1,500						$ 1,500
	Energy Assistance Program		$ 18,822	$ 85,500		$ 188,758	$ 200,000	$ 3,267		$ 135,593				$ 631,940
KENTUCKY Total		$ 21,139	$ 193,037	$ 84,993	$ 10,500	$ 220,108	$ 249,482	$ 13,312	$ 19,240	$ 148,193	$ 33,450	$ 22,725	$ 20,500	$ 1,036,679
Grand Total		$ 21,139	$ 193,037	$ 84,993	$ 10,500	$ 220,108	$ 249,482	$ 13,312	$ 19,240	$ 148,193	$ 33,450	$ 22,725	$ 20,500	$ 1,036,679

COST CENTER OWNER	(All)
COST CENTER DESCRIPTION	(All)
SUB REGION	(All)
DIVISION	(All)
YEAR	(Multiple Items)
SUB-ACCT DESCRIPTION	(All)
SUB-ACCOUNT	(All)
ORGANIZATION	(All)

FSTC - Heroes FR
FSTC - Heroes Vets
FSTC - Heroes Medical
FSTC - Kids Food
FSTC - Kids Literacy
FSTC - Kids Other
FSTC - Neighbors Food
FSTC - Neighbors Other

Sum of AMOUNT		MONTH											
STATE	FSTC Description	202307	202308	202309	202310	202311	202312	202401	202402	202403	202404	202405	202406
KENTUCKY	FSTC - Community Heroes		$ 9,300										
	FSTC - Kids	$ 4,739	$ 20,746	$ 1,500									
	FSTC - Neighbors	$ 16,400	$ 162,991	$ 83,493									
	FSTC - Neighbors Other				$ 4,300	$ 194,608	$ 207,300	$ 11,826	$ 18,050	$ 141,193	$ 29,350	$ 6,625	$ 15,100
	FSTC - Neighbors Food					$ 11,000	$ 28,182			$ 250	$ 500	$ 4,000	
	FSTC - Kids Literacy				$ 500	$ 5,000			$ 360	$ 5,500	$ 500		$ 4,900
	FSTC - Kids Other				$ 4,200	$ 9,000	$ 13,000		$ 830	$ 750	$ 2,600	$ 2,300	$ 500
	FSTC - Heroes FR				$ 1,500	$ 500	$ 1,000	$ 500			$ 500	$ 1,800	
	FSTC - Heroes Vets							$ 986		$ 500		$ 5,500	
	FSTC - Kids Food											$ 2,500	
KENTUCKY Total		$ 21,139	$ 193,037	$ 84,993	$ 10,500	$ 220,108	$ 249,482	$ 13,312	$ 19,240	$ 148,193	$ 33,450	$ 22,725	$ 20,500
Grand Total		$ 21,139	$ 193,037	$ 84,993	$ 10,500	$ 220,108	$ 249,482	$ 13,312	$ 19,240	$ 148,193	$ 33,450	$ 22,725	$ 20,500

DATE	MONTH	YEAR	INVOICE #	ORGANIZATION	AMOUNT	SUB-ACCOUNT	SUB-ACCT DESCRIPTION	COST CENTER	DIVISION	FSTC Description	STATE	COST CENTER DESCRIPTION	COST CENTER OWNER	SUB REGION
07/06/2023	202307	FY 2023	CHE174762	BOYLE COUNTY QUARTERBACK CLUB INC	$1,000.00	30702	Education	2737	009	FSTC - Kids	KENTUCKY	2737 KY Div Danville C&M/Service	Jimmy Dale Smith	Mike Close
07/06/2023	202307	FY 2023	CHE174774	GREEN RIVER MINISTRIES	$3,000.00	30736	Community Welfare	2738	009	FSTC - Neighbors	KENTUCKY	2738 KY Div Campbellsville C&M/Service	Matt Ferguson	Mike Close
07/06/2023	202307	FY 2023	CHE174776	GARRARD COUNTY	$1,000.00	30706	Museums & Arts	2737	009	FSTC - Neighbors	KENTUCKY	2737 KY Div Danville C&M/Service	Jimmy Dale Smith	Mike Close
07/06/2023	202307	FY 2023	CHE174779	BACKPACK KIDS DANVILLE	$2,500.00	30736	Community Welfare	2737	009	FSTC - Neighbors	KENTUCKY	2737 KY Div Danville C&M/Service	Jimmy Dale Smith	Mike Close
07/06/2023	202307	FY 2023	CHE174780	CENTRE COLLEGE ATHLETICS	$5,000.00	30702	Education	2737	009	FSTC - Neighbors	KENTUCKY	2737 KY Div Danville C&M/Service	Jimmy Dale Smith	Mike Close
07/11/2023	202307	FY 2023	CHE174965	FOUNDATION FOR DAVIESS COUNTY PUBLIC SCHOOLS	$250.00	30702	Education	2636	009	FSTC - Kids	KENTUCKY	2636 KY Div Owensboro C&M/Service	Robbie Porter / Daniel Mayfield	Mariam Tucker
07/13/2023	202307	FY 2023	WEXP-00068311	Jones, Sean D (Sean)	$288.72	30736	Community Welfare	2637	009	FSTC - Kids	KENTUCKY	2637 KY Div Paducah C&M/Service	Pat Mattingly / Sean Jones	Ryan Tolbert
07/14/2023	202307	FY 2023	CHE175224	UNITED WAY	$1,000.00	30703	United Way Agencies	2634	009	FSTC - Neighbors	KENTUCKY	2634 KY Div Madisonville C&M/Service	Mike Coleman	Mariam Tucker
07/19/2023	202307	FY 2023	CHE175442	CHAMBER OF COMMERCE	$650.00	30702	Education	2736	009	FSTC - Neighbors	KENTUCKY	2736 KY Div Hopkinsville C&M/Service	Ryan Tolbert	Mariam Tucker
07/19/2023	202307	FY 2023	CHE175463	OWENSBORO CATHOLIC HIGH SCHOOL	$100.00	30702	Education	2636	009	FSTC - Kids	KENTUCKY	2636 KY Div Owensboro C&M/Service	Robbie Porter / Daniel Mayfield	Mariam Tucker
07/20/2023	202307	FY 2023	CHE175478	CASA OF MIDWEST KY	$250.00	30736	Community Welfare	2634	009	FSTC - Kids	KENTUCKY	2634 KY Div Madisonville C&M/Service	Mike Coleman	Mariam Tucker
07/20/2023	202307	FY 2023	CHE175495	CHAMBER OF COMMERCE	$1,000.00	30736	Community Welfare	2734	009	FSTC - Neighbors	KENTUCKY	2734 KY Div Bowling Green C&M/Service	Don Bonner / Kolby Beals	Mike Close
07/20/2023	202307	FY 2023	CHE175504	MAROON BAND BOOSTERS	$250.00	30702	Education	2634	009	FSTC - Kids	KENTUCKY	2634 KY Div Madisonville C&M/Service	Mike Coleman	Mariam Tucker
07/21/2023	202307	FY 2023	CHE175557	FRANKLIN SIMPSON EDUCATIONAL EXCELLENCE FOUNDA	$1,500.00	30702	Education	2734	009	FSTC - Kids	KENTUCKY	2734 KY Div Bowling Green C&M/Service	Don Bonner / Kolby Beals	Mike Close
07/24/2023	202307	FY 2023	CHE175615	MARKET HOUSE THEATRE	$1,750.00	30706	Museums & Arts	2637	009	FSTC - Neighbors	KENTUCKY	2637 KY Div Paducah C&M/Service	Pat Mattingly / Sean Jones	Ryan Tolbert
07/25/2023	202307	FY 2023	701	SEBREE CHRISTIAN OUTREACH	$500.00	30736	Community Welfare	2634	009	FSTC - Neighbors	KENTUCKY	2634 KY Div Madisonville C&M/Service	Mike Coleman	Mariam Tucker
07/25/2023	202307	FY 2023	CHE175787	KENTUCKY KIDS ON THE BLOCK	$600.00	30736	Community Welfare	2734	009	FSTC - Kids	KENTUCKY	2734 KY Div Bowling Green C&M/Service	Don Bonner / Kolby Beals	Mike Close
07/31/2023	202307	FY 2023	CHE176153	WARREN EAST HIGH SCHOOL	$500.00	30702	Education	2734	009	FSTC - Kids	KENTUCKY	2734 KY Div Bowling Green C&M/Service	Don Bonner / Kolby Beals	Mike Close
07/13/2023	202308	FY 2023	INV175163	MID AMERICA ASSISTANCE COALITION	$18,822.27	30711	Energy Assistance Program	3333	009	FSTC - Neighbors	KENTUCKY	3333 Mid St Div Public Affairs	Mark Martin	Administration
08/01/2023	202308	FY 2023	CHE176183	MEDICAL CENTER HEALTH SYSTEM FOUNDATION	$2,500.00	30705	Health	2734	009	FSTC - Neighbors	KENTUCKY	2734 KY Div Bowling Green C&M/Service	Don Bonner / Kolby Beals	Mike Close
08/01/2023	202308	FY 2023	CHE176196	DC BLAST	$200.00	30702	Education	2636	009	FSTC - Kids	KENTUCKY	2636 KY Div Owensboro C&M/Service	Robbie Porter / Daniel Mayfield	Mariam Tucker
08/07/2023	202308	FY 2023	CHE176486	CAMPBELLSVILLE POLICE DEPARTMENT	$1,000.00	30736	Community Welfare	2738	009	FSTC - Community Heroes	KENTUCKY	2738 KY Div Campbellsville C&M/Service	Matt Ferguson	Mike Close
08/08/2023	202308	FY 2023	967AF4940001	EPHRAIM MCDOWELL HEALTH CARE FOUNDATION	$1,000.00	30705	Health	2737	009	FSTC - Neighbors	KENTUCKY	2737 KY Div Danville C&M/Service	Jimmy Dale Smith	Mike Close
08/08/2023	202308	FY 2023	CHE176551	WEBSTER COUNTY HIGH SCHOOL	$500.00	30702	Education	2634	009	FSTC - Kids	KENTUCKY	2634 KY Div Madisonville C&M/Service	Mike Coleman	Mariam Tucker
08/09/2023	202308	FY 2023	CHE176678	GREEN RIVER AREA DOWN SYNDROM ASSOCIATION	$500.00	30736	Community Welfare	2735	009	FSTC - Neighbors	KENTUCKY	2735 KY Div Glasgow C&M/Service	Brett Lowe	Mike Close
08/09/2023	202308	FY 2023	CHE176681	DOWN SYNDROME OF SOUTH CENTRAL KENTUCKY	$1,000.00	30736	Community Welfare	2735	009	FSTC - Neighbors	KENTUCKY	2735 KY Div Glasgow C&M/Service	Brett Lowe	Mike Close
08/10/2023	202308	FY 2023	120363	BOB LILLY PROFESSIONAL PROMO	$1,245.81	30702	Education	2734	009	FSTC - Kids	KENTUCKY	2734 KY Div Bowling Green C&M/Service	Don Bonner / Kolby Beals	Mike Close
08/10/2023	202308	FY 2023	CHE176810	CHAMBER OF COMMERCE	$500.00	30736	Community Welfare	2737	009	FSTC - Neighbors	KENTUCKY	2737 KY Div Danville C&M/Service	Jimmy Dale Smith	Mike Close
08/11/2023	202308	FY 2023	2023081	AMVETS AMERICAN VETERANS	$300.00	30736	Community Welfare	2737	009	FSTC - Community Heroes	KENTUCKY	2737 KY Div Danville C&M/Service	Jimmy Dale Smith	Mike Close
08/11/2023	202308	FY 2023	CHE176926	NATIONAL FIRE SAFETY COUNCIL INC	$1,000.00	30736	Community Welfare	2735	009	FSTC - Community Heroes	KENTUCKY	2735 KY Div Glasgow C&M/Service	Brett Lowe	Mike Close
08/14/2023	202308	FY 2023	CHE176943	CHAMBER OF COMMERCE	$250.00	30736	Community Welfare	2734	009	FSTC - Neighbors	KENTUCKY	2734 KY Div Bowling Green C&M/Service	Don Bonner / Kolby Beals	Mike Close
08/14/2023	202308	FY 2023	CHE176946	HOPKINS COUNTY BOARD OF EDUCATION	$9,000.00	30702	Education	2634	009	FSTC - Kids	KENTUCKY	2634 KY Div Madisonville C&M/Service	Mike Coleman	Mariam Tucker
08/14/2023	202308	FY 2023	CHE176999	US ELITE 13U	$500.00	30710	Youth Clubs & Centers	2734	009	FSTC - Kids	KENTUCKY	2734 KY Div Bowling Green C&M/Service	Don Bonner / Kolby Beals	Mike Close
08/15/2023	202308	FY 2023	CHE177093	CAMPBELLSVILLE UNIVERSITY	$5,000.00	30702	Education	2738	009	FSTC - Neighbors	KENTUCKY	2738 KY Div Campbellsville C&M/Service	Matt Ferguson	Mike Close
08/15/2023	202308	FY 2023	CHE177094	CRITTENDEN COUNTY FOOD BANK	$1,000.00	30736	Community Welfare	2635	009	FSTC - Neighbors	KENTUCKY	2635 KY Div Princeton C&M/Service	Rusty Honeycutt	Mariam Tucker
08/16/2023	202308	FY 2023	CHE177119	LEBANON FIRE DEPARTMENT	$1,000.00	30736	Community Welfare	2738	009	FSTC - Community Heroes	KENTUCKY	2738 KY Div Campbellsville C&M/Service	Matt Ferguson	Mike Close
08/16/2023	202308	FY 2023	CHE177159	COMMUNITY RELIEF FUND	$5,250.00	30736	Community Welfare	2735	009	FSTC - Neighbors	KENTUCKY	2735 KY Div Glasgow C&M/Service	Brett Lowe	Mike Close
08/17/2023	202308	FY 2023	CHE177254	DAWSON SPRINGS	$1,000.00	30736	Community Welfare	2635	009	FSTC - Neighbors	KENTUCKY	2635 KY Div Princeton C&M/Service	Rusty Honeycutt	Mariam Tucker
08/17/2023	202308	FY 2023	CHE177259	ST CHARLES FOOD BANK	$1,000.00	30736	Community Welfare	2635	009	FSTC - Neighbors	KENTUCKY	2635 KY Div Princeton C&M/Service	Rusty Honeycutt	Mariam Tucker
08/21/2023	202308	FY 2023	CHE177399	BAPTIST HEALTH FOUNDATION	$10,000.00	30705	Health	2637	009	FSTC - Neighbors	KENTUCKY	2637 KY Div Paducah C&M/Service	Pat Mattingly / Sean Jones	Ryan Tolbert
08/21/2023	202308	FY 2023	CHE177431	OWENSBORO EXPOS	$300.00	30710	Youth Clubs & Centers	2636	009	FSTC - Kids	KENTUCKY	2636 KY Div Owensboro C&M/Service	Robbie Porter / Daniel Mayfield	Mariam Tucker
08/22/2023	202308	FY 2023	CHE177474	CHRISTIAN FOOD BANK OF HOPKINS COUNTY INC	$4,500.00	30736	Community Welfare	2634	009	FSTC - Neighbors	KENTUCKY	2634 KY Div Madisonville C&M/Service	Mike Coleman	Mariam Tucker
08/22/2023	202308	FY 2023	CHE177488	RIVER CITY MISSION	$1,000.00	30736	Community Welfare	2637	009	FSTC - Neighbors	KENTUCKY	2637 KY Div Paducah C&M/Service	Pat Mattingly / Sean Jones	Ryan Tolbert
08/22/2023	202308	FY 2023	CHE177548	BACKPACK KIDS DANVILLE	$3,000.00	30736	Community Welfare	2737	009	FSTC - Kids	KENTUCKY	2737 KY Div Danville C&M/Service	Jimmy Dale Smith	Mike Close
08/22/2023	202308	FY 2023	CHE177550	SALVATION ARMY	$3,000.00	30736	Community Welfare	2737	009	FSTC - Neighbors	KENTUCKY	2737 KY Div Danville C&M/Service	Jimmy Dale Smith	Mike Close
08/22/2023	202308	FY 2023	CHE177552	MERRYMAN HOUSE	$6,000.00	30736	Community Welfare	2637	009	FSTC - Neighbors	KENTUCKY	2637 KY Div Paducah C&M/Service	Pat Mattingly / Sean Jones	Ryan Tolbert
08/22/2023	202308	FY 2023	CHE177558	GREEN RIVER MINISTRIES	$6,000.00	30736	Community Welfare	2738	009	FSTC - Neighbors	KENTUCKY	2738 KY Div Campbellsville C&M/Service	Matt Ferguson	Mike Close
08/22/2023	202308	FY 2023	CHE177559	COMMUNITY KITCHEN	$10,000.00	30736	Community Welfare	2637	009	FSTC - Neighbors	KENTUCKY	2637 KY Div Paducah C&M/Service	Pat Mattingly / Sean Jones	Ryan Tolbert
08/22/2023	202308	FY 2023	CHE177568	JUNIOR ACHIEVEMENT	$300.00	30702	Education	2734	009	FSTC - Kids	KENTUCKY	2734 KY Div Bowling Green C&M/Service	Don Bonner / Kolby Beals	Mike Close
02/16/2023	202308	FY 2023	AT100	OPERATION PRIDE	$15,000.00	30736	Community Welfare	2734	009	FSTC - Neighbors	KENTUCKY	2734 KY Div Bowling Green C&M/Service	Don Bonner / Kolby Beals	Mike Close
08/16/2023	202308	FY 2023	050_DAMION.WHEELER_A	BANK OF AMERICA	$27.83	30702	Education	2734	009	FSTC - Neighbors	KENTUCKY	2734 KY Div Bowling Green C&M/Service	Don Bonner / Kolby Beals	Mike Close
08/16/2023	202308	FY 2023	050_DAMION.WHEELER_A	BANK OF AMERICA	$441.87	30702	Education	2734	009	FSTC - Neighbors	KENTUCKY	2734 KY Div Bowling Green C&M/Service	Don Bonner / Kolby Beals	Mike Close
08/16/2023	202308	FY 2023	050_DAMION.WHEELER_A	BANK OF AMERICA	$698.91	30702	Education	2734	009	FSTC - Neighbors	KENTUCKY	2734 KY Div Bowling Green C&M/Service	Don Bonner / Kolby Beals	Mike Close
08/22/2023	202308	FY 2023	CHE177528	CITY OF CENTRAL CITY	$5,000.00	30736	Community Welfare	2636	009	FSTC - Neighbors	KENTUCKY	2636 KY Div Owensboro C&M/Service	Robbie Porter / Daniel Mayfield	Mariam Tucker
08/22/2023	202308	FY 2023	CHE177553	OHIO COUNTY	$2,000.00	30736	Community Welfare	2636	009	FSTC - Neighbors	KENTUCKY	2636 KY Div Owensboro C&M/Service	Robbie Porter / Daniel Mayfield	Mariam Tucker
08/22/2023	202308	FY 2023	CHE177554	CROSS ROADS INC	$2,000.00	30736	Community Welfare	2636	009	FSTC - Neighbors	KENTUCKY	2636 KY Div Owensboro C&M/Service	Robbie Porter / Daniel Mayfield	Mariam Tucker
08/22/2023	202308	FY 2023	CHE177555	OWENSBORO COMMUNITY AND TECHINCAL COLLEGE FC	$2,000.00	30736	Community Welfare	2636	009	FSTC - Neighbors	KENTUCKY	2636 KY Div Owensboro C&M/Service	Robbie Porter / Daniel Mayfield	Mariam Tucker
08/22/2023	202308	FY 2023	CHE177556	HELP OFFICE OWENSBORO	$10,000.00	30736	Community Welfare	2636	009	FSTC - Neighbors	KENTUCKY	2636 KY Div Owensboro C&M/Service	Robbie Porter / Daniel Mayfield	Mariam Tucker
08/22/2023	202308	FY 2023	CHE177557	FEEDING AMERICA KENTUCKYS HEARTLAND	$10,000.00	30736	Community Welfare	2636	009	FSTC - Neighbors	KENTUCKY	2636 KY Div Owensboro C&M/Service	Robbie Porter / Daniel Mayfield	Mariam Tucker
08/22/2023	202308	FY 2023	CHE177563	SALVATION ARMY	$3,000.00	30736	Community Welfare	2634	009	FSTC - Neighbors	KENTUCKY	2634 KY Div Madisonville C&M/Service	Mike Coleman	Mariam Tucker
08/22/2023	202308	FY 2023	CHE177561	HELPING HANDS FOOD BANK	$2,000.00	30736	Community Welfare	2736	009	FSTC - Neighbors	KENTUCKY	2736 KY Div Hopkinsville C&M/Service	Ryan Tolbert	Mariam Tucker
08/22/2023	202308	FY 2023	CHE177562	SALVATION ARMY	$2,000.00	30736	Community Welfare	2736	009	FSTC - Neighbors	KENTUCKY	2736 KY Div Hopkinsville C&M/Service	Ryan Tolbert	Mariam Tucker
08/24/2023	202308	FY 2023	654523_082423	CHAMBER OF COMMERCE	$10,000.00	30736	Community Welfare	2636	009	FSTC - Neighbors	KENTUCKY	2636 KY Div Owensboro C&M/Service	Robbie Porter / Daniel Mayfield	Mariam Tucker
08/25/2023	202308	FY 2023	CHE177785	LANDONS HOPE	$3,000.00	30736	Community Welfare	2634	009	FSTC - Neighbors	KENTUCKY	2634 KY Div Madisonville C&M/Service	Mike Coleman	Mariam Tucker
08/25/2023	202308	FY 2023	CHE177778	AARON MCNEIL HOUSE	$2,000.00	30736	Community Welfare	2736	009	FSTC - Neighbors	KENTUCKY	2736 KY Div Hopkinsville C&M/Service	Ryan Tolbert	Mariam Tucker
08/25/2023	202308	FY 2023	CHE177790	MAYFIELD GRAVES COUNTY	$5,000.00	30736	Community Welfare	2638	009	FSTC - Neighbors	KENTUCKY	2638 KY Div Mayfield C&M/Service	Pat Mattingly / Sean Jones	Ryan Tolbert
08/25/2023	202308	FY 2023	41819	CHAMBER OF COMMERCE	$600.00	30736	Community Welfare	2637	009	FSTC - Kids	KENTUCKY	2637 KY Div Paducah C&M/Service	Pat Mattingly / Sean Jones	Ryan Tolbert
08/24/2023	202308	FY 2023	CHE177718	ASSOCIATION OF THE CENTURY	$5,000.00	30736	Community Welfare	2734	009	FSTC - Community Heroes	KENTUCKY	2734 KY Div Bowling Green C&M/Service	Don Bonner / Kolby Beals	Mike Close
08/24/2023	202308	FY 2023	CHE177724	SALVATION ARMY	$5,000.00	30736	Community Welfare	2734	009	FSTC - Kids	KENTUCKY	2734 KY Div Bowling Green C&M/Service	Don Bonner / Kolby Beals	Mike Close
08/24/2023	202308	FY 2023	CHE177725	PEOPLE SERVING PEOPLE	$5,000.00	30736	Community Welfare	2734	009	FSTC - Neighbors	KENTUCKY	2734 KY Div Bowling Green C&M/Service	Don Bonner / Kolby Beals	Mike Close
08/24/2023	202308	FY 2023	INV082423	DOWN SYNDROME OF SOUTH CENTRAL KENTUCKY	$2,500.00	30705	Health	2734	009	FSTC - Neighbors	KENTUCKY	2734 KY Div Bowling Green C&M/Service	Don Bonner / Kolby Beals	Mike Close
08/28/2023	202308	FY 2023	CHE177920	RICHARDSVILLE ELEMENTARY	$100.00	30702	Education	2734	009	FSTC - Kids	KENTUCKY	2734 KY Div Bowling Green C&M/Service	Don Bonner / Kolby Beals	Mike Close
08/30/2023	202308	FY 2023	CHE178039	GREENSBURG GREEN COUNTY	$1,000.00	30736	Community Welfare	2738	009	FSTC - Community Heroes	KENTUCKY	2738 KY Div Campbellsville C&M/Service	Matt Ferguson	Mike Close
08/30/2023	202308	FY 2023	CHE178052	AWAKE MINISTRIES	$3,000.00	30736	Community Welfare	2739	009	FSTC - Neighbors	KENTUCKY	2739 KY Div Shelbyville C&M/Service	Jake Basham	Mike Close
08/30/2023	202309	FY 2023	438_083023	HILLTOPPER ATHLETIC FOUNDATION	$2,500.00	30702	Education	2734	009	FSTC - Neighbors	KENTUCKY	2734 KY Div Bowling Green C&M/Service	Don Bonner / Kolby Beals	Mike Close
09/05/2023	202309	FY 2023	CHE178396	BARREN RIVER AREA	$1,000.00	30736	Community Welfare	2734	009	FSTC - Kids	KENTUCKY	2734 KY Div Bowling Green C&M/Service	Don Bonner / Kolby Beals	Mike Close
09/07/2023	202309	FY 2023	CHE178770	AUDUBON AREA COMMUNITY SERVICES INC	$11,834.00	30711	Energy Assistance Program	3333	009	FSTC - Neighbors	KENTUCKY	3333 Mid St Div Public Affairs	Mark Martin	Administration
09/07/2023	202309	FY 2023	CHE178771	FAMILY SERVICE SOCIETY INC	$5,500.00	30711	Energy Assistance Program	3333	009	FSTC - Neighbors	KENTUCKY	3333 Mid St Div Public Affairs	Mark Martin	Administration
09/07/2023	202309	FY 2023	CHE178772	HELP OFFICE OWENSBORO	$5,000.00	30711	Energy Assistance Program	3333	009	FSTC - Neighbors	KENTUCKY	3333 Mid St Div Public Affairs	Mark Martin	Administration
09/07/2023	202309	FY 2023	CHE178773	PENNYRILE ALLIED COMMUNITY SERVICES INC	$22,000.00	30711	Energy Assistance Program	3333	009	FSTC - Neighbors	KENTUCKY	3333 Mid St Div Public Affairs	Mark Martin	Administration
09/07/2023	202309	FY 2023	CHE178774	ST VINCENT DE PAUL SOCIETY	$5,000.00	30711	Energy Assistance Program	3333	009	FSTC - Neighbors	KENTUCKY	3333 Mid St Div Public Affairs	Mark Martin	Administration
09/07/2023	202309	FY 2023	CHE178775	ST VINCENT DE PAUL SOCIETY	$5,500.00	30711	Energy Assistance Program	3333	009	FSTC - Neighbors	KENTUCKY	3333 Mid St Div Public Affairs	Mark Martin	Administration
09/07/2023	202309	FY 2023	CHE178777	WEST KENTUCKY ALLIED SERVICES INC	$9,833.00	30711	Energy Assistance Program	3333	009	FSTC - Neighbors	KENTUCKY	3333 Mid St Div Public Affairs	Mark Martin	Administration
09/08/2023	202309	FY 2023	CHE178833	COMMUNITY ACTION AGENCY OF SOUTHERN KENTUCKY	$20,833.00	30711	Energy Assistance Program	3333	009	FSTC - Neighbors	KENTUCKY	3333 Mid St Div Public Affairs	Mark Martin	Administration
09/11/2023	202309	FY 2023	CHE179018	WEBSTER COUNTY HIGH SCHOOL	$500.00	30702	Education	2636	009	FSTC - Kids	KENTUCKY	2636 KY Div Owensboro C&M/Service	Robbie Porter / Daniel Mayfield	Mariam Tucker
09/16/2023	202309	FY 2023	050_DAMION.WHEELER_S	BANK OF AMERICA	$493.25	30702	Education	2734	009	FSTC - Neighbors	KENTUCKY	2734 KY Div Bowling Green C&M/Service	Don Bonner / Kolby Beals	Mike Close
04/10/2023	202309	FY 2023	2023 Annual Meeting Sponsor	KENTUCKY GAS ASSOCIATION	($2,500.00)	30736	Community Welfare	2636	009	FSTC - Neighbors	KENTUCKY	2636 KY Div Owensboro C&M/Service	Robbie Porter / Daniel Mayfield	Mariam Tucker
12/13/2022	202309	FY 2023	Kentucky Gas Association Expe	KENTUCKY GAS ASSOCIATION	($2,500.00)	30736	Community Welfare	2636	009	FSTC - Neighbors	KENTUCKY	2636 KY Div Owensboro C&M/Service	Robbie Porter / Daniel Mayfield	Mariam Tucker
10/04/2023	202310	FY 2024	CHE180859	PADUCAH FIRE DEPARTMENT	$1,500.00	30736	Community Welfare	2637	009	FSTC - Heroes FR	KENTUCKY	2637 KY Div Paducah C&M/Service	Pat Mattingly / Sean Jones	Ryan Tolbert
10/05/2023	202310	FY 2024	CHE180927	GREEN RIVER REGIONAL TRIAD ELDER JUSTICE COALITION	$300.00	30736	Community Welfare	2636	009	FSTC - Neighbors Other	KENTUCKY	2636 KY Div Owensboro C&M/Service	Robbie Porter / Daniel Mayfield	Mariam Tucker

DATE	MONTH	YEAR	INVOICE #	ORGANIZATION	AMOUNT	SUB-ACCOUNT	SUB-ACCT DESCRIPTION	COST CENTER	DIVISION	FSTC Description	STATE	COST CENTER DESCRIPTION	COST CENTER OWNER	SUB REGION
10/05/2023	202310	FY 2024	CHE180934	AMERICAN CANCER SOCIETY	$1,500.00	30705	Health	2636	009	FSTC - Neighbors Other	KENTUCKY	2636 KY Div Owensboro C&M/Service	Robbie Porter / Daniel Mayfield	Mariam Tucker
10/12/2023	202310	FY 2024	CHE181366	BUSINESS EDUCATION PARTNERSHIP	$500.00	30702	Education	2637	009	FSTC - Kids Literacy	KENTUCKY	2637 KY Div Paducah C&M/Service	Pat Mattingly / Sean Jones	Ryan Tolbert
10/12/2023	202310	FY 2024	CHE181370	JUNIOR ACHIEVEMENT	$500.00	30702	Education	2634	009	FSTC - Kids Other	KENTUCKY	2634 KY Div Madisonville C&M/Service	Mike Coleman	Mariam Tucker
10/12/2023	202310	FY 2024	CHE181423	FRATERNAL ORDER OF POLICE	$200.00	30736	Community Welfare	2636	009	FSTC - Kids Other	KENTUCKY	2636 KY Div Owensboro C&M/Service	Robbie Porter / Daniel Mayfield	Mariam Tucker
10/12/2023	202310	FY 2024	CHE181424	MCLEAN COUNTY HIGH SCHOOL	$250.00	30702	Education	2636	009	FSTC - Kids Other	KENTUCKY	2636 KY Div Owensboro C&M/Service	Robbie Porter / Daniel Mayfield	Mariam Tucker
10/17/2023	202310	FY 2024	CHE181654	OWENSBORO CATHOLIC HIGH SCHOOL	$0.00	30702	Education	2636	009	FSTC - Kids Other	KENTUCKY	2636 KY Div Owensboro C&M/Service	Robbie Porter / Daniel Mayfield	Mariam Tucker
10/19/2023	202310	FY 2024	CHE181904	MCCRACKEN COUNTY COMMUNITY CAREER ENDOWMEI	$1,000.00	30702	Education	2637	009	FSTC - Kids Other	KENTUCKY	2637 KY Div Paducah C&M/Service	Pat Mattingly / Sean Jones	Ryan Tolbert
10/26/2023	202310	FY 2024	CHE182259	CHAMBER OF COMMERCE	$2,000.00	30736	Community Welfare	2637	009	FSTC - Kids Other	KENTUCKY	2637 KY Div Paducah C&M/Service	Pat Mattingly / Sean Jones	Ryan Tolbert
10/30/2023	202310	FY 2024	CHE182395	WESTERN KENTUCKY THUNDERCATS	$250.00	30736	Community Welfare	2634	009	FSTC - Kids Other	KENTUCKY	2634 KY Div Madisonville C&M/Service	Mike Coleman	Mariam Tucker
10/31/2023	202310	FY 2024	CHE182467	OWENSBORO COMMUNITY AND TECHINCAL COLLEGE FC	$2,500.00	30702	Education	2636	009	FSTC - Neighbors Other	KENTUCKY	2636 KY Div Owensboro C&M/Service	Robbie Porter / Daniel Mayfield	Mariam Tucker
09/07/2023	202311	FY 2024	5552	CHAMBER OF COMMERCE	$350.00	30736	Community Welfare	2735	009	FSTC - Neighbors Other	KENTUCKY	2735 KY Div Glasgow C&M/Service	Brett Lowe	Mike Close
11/03/2023	202311	FY 2024	CHE182711	RICH POND ELEMENTARY SCHOOL	$5,000.00	30702	Education	2734	009	FSTC - Kids Literacy	KENTUCKY	2734 KY Div Bowling Green C&M/Service	Don Bonner / Kolby Beals	Mike Close
11/03/2023	202311	FY 2024	CHE182761	CENTRAL CITY POLICE DEPARTMENT	$500.00	30736	Community Welfare	2636	009	FSTC - Heroes FR	KENTUCKY	2636 KY Div Owensboro C&M/Service	Robbie Porter / Daniel Mayfield	Mariam Tucker
11/03/2023	202311	FY 2024	CHE182774	DANVILLE HIGH SCHOOL	$500.00	30702	Education	2737	009	FSTC - Kids Other	KENTUCKY	2737 KY Div Danville C&M/Service	Jimmy Dale Smith	Mike Close
11/03/2023	202311	FY 2024	INV182778	MID AMERICA ASSISTANCE COALITION	$188,758.05	30711	Energy Assistance Program	3333	009	FSTC - Neighbors Other	KENTUCKY	3333 Mid St Div Public Affairs	Mark Martin	Administration
11/07/2023	202311	FY 2024	CHE182902	BARREN COUNTY PARKS AND REC	$2,500.00	30736	Community Welfare	2735	009	FSTC - Neighbors Other	KENTUCKY	2735 KY Div Glasgow C&M/Service	Brett Lowe	Mike Close
11/09/2023	202311	FY 2024	000125	ART CENTER OF THE BLUEGRASS	$2,000.00	30706	Museums & Arts	2737	009	FSTC - Kids Other	KENTUCKY	2737 KY Div Danville C&M/Service	Jimmy Dale Smith	Mike Close
11/10/2023	202311	FY 2024	CHE183174	FEEDING AMERICA KENTUCKYS HEARTLAND	$10,000.00	30736	Community Welfare	2636	009	FSTC - Neighbors Food	KENTUCKY	2636 KY Div Owensboro C&M/Service	Robbie Porter / Daniel Mayfield	Mariam Tucker
11/14/2023	202311	FY 2024	CHE183442	MORELAND CHRISTIAN CHURCH	$500.00	30736	Community Welfare	2737	009	FSTC - Neighbors Food	KENTUCKY	2737 KY Div Danville C&M/Service	Jimmy Dale Smith	Mike Close
11/14/2023	202311	FY 2024	CHE183443	DANVILLE CHURCH OF GOD	$500.00	30736	Community Welfare	2737	009	FSTC - Neighbors Food	KENTUCKY	2737 KY Div Danville C&M/Service	Jimmy Dale Smith	Mike Close
11/15/2023	202311	FY 2024	CHE183516	TAYLOR COUNTY MIDDLE SCHOOL	$500.00	30702	Education	2738	009	FSTC - Kids Other	KENTUCKY	2738 KY Div Campbellsville C&M/Service	Matt Ferguson	Mike Close
11/15/2023	202311	FY 2024	CHE183566	OWENSBORO BOARD OF EDUCATION	$2,500.00	30702	Education	2636	009	FSTC - Kids Other	KENTUCKY	2636 KY Div Owensboro C&M/Service	Robbie Porter / Daniel Mayfield	Mariam Tucker
11/20/2023	202311	FY 2024	CHE183842	ST BENEDICTS	$500.00	30736	Community Welfare	2636	009	FSTC - Neighbors Other	KENTUCKY	2636 KY Div Owensboro C&M/Service	Robbie Porter / Daniel Mayfield	Mariam Tucker
11/20/2023	202311	FY 2024	CHE183844	CHRISTMAS WISH FOUNDATION	$2,500.00	30736	Community Welfare	2636	009	FSTC - Kids Other	KENTUCKY	2636 KY Div Owensboro C&M/Service	Robbie Porter / Daniel Mayfield	Mariam Tucker
11/21/2023	202311	FY 2024	SPONSORS24	CITY OF MADISONVILLE	$2,500.00	30736	Community Welfare	2634	009	FSTC - Neighbors Other	KENTUCKY	2634 KY Div Madisonville C&M/Service	Mike Coleman	Mariam Tucker
11/30/2023	202311	FY 2024	CHE184343	DANVILLE FIRE DEPARTMENT	$1,000.00	30736	Community Welfare	2737	009	FSTC - Kids Other	KENTUCKY	2737 KY Div Danville C&M/Service	Jimmy Dale Smith	Mike Close
12/01/2023	202312	FY 2024	CHE184450	KENTUCKY GOVERNORS SCHOLARS PROGRAM FOUNDAT	$2,500.00	30702	Education	2636	009	FSTC - Kids Other	KENTUCKY	2636 KY Div Owensboro C&M/Service	Robbie Porter / Daniel Mayfield	Mariam Tucker
12/04/2023	202312	FY 2024	CHE184677	TOYS FOR TOTS FOUNDATION	$1,000.00	30736	Community Welfare	2738	009	FSTC - Kids Other	KENTUCKY	2738 KY Div Campbellsville C&M/Service	Matt Ferguson	Mike Close
12/07/2023	202312	FY 2024	2023121	OWENSBORO AREA MUSEUM OF SCIENCE AND HISTORY	$3,500.00	30706	Museums & Arts	2636	009	FSTC - Neighbors Other	KENTUCKY	2636 KY Div Owensboro C&M/Service	Robbie Porter / Daniel Mayfield	Mariam Tucker
12/07/2023	202312	FY 2024	CHE184893	GIRL SCOUTS	$1,000.00	30710	Youth Clubs & Centers	2734	009	FSTC - Kids Other	KENTUCKY	2734 KY Div Bowling Green C&M/Service	Don Bonner / Kolby Beals	Mike Close
12/07/2023	202312	FY 2024	CHE184894	SEDALIA FIRE DEPARTMENT	$1,000.00	30736	Community Welfare	2637	009	FSTC - Heroes FR	KENTUCKY	2637 KY Div Paducah C&M/Service	Pat Mattingly / Sean Jones	Ryan Tolbert
12/07/2023	202312	FY 2024	CHE184935	SALVATION ARMY	$600.00	30736	Community Welfare	2736	009	FSTC - Neighbors Other	KENTUCKY	2736 KY Div Hopkinsville C&M/Service	Ryan Tolbert	Mariam Tucker
12/08/2023	202312	FY 2024	CHE185002	HOMETOWN CONNECT	$1,000.00	30736	Community Welfare	2738	009	FSTC - Neighbors Other	KENTUCKY	2738 KY Div Campbellsville C&M/Service	Matt Ferguson	Mike Close
12/11/2023	202312	FY 2024	CHE185100	SALVATION ARMY	$1,300.00	30736	Community Welfare	2636	009	FSTC - Neighbors Other	KENTUCKY	2636 KY Div Owensboro C&M/Service	Robbie Porter / Daniel Mayfield	Mariam Tucker
12/11/2023	202312	FY 2024	CHE185184	JUNIOR ACHIEVEMENT	$3,000.00	30710	Youth Clubs & Centers	2734	009	FSTC - Kids Other	KENTUCKY	2734 KY Div Bowling Green C&M/Service	Don Bonner / Kolby Beals	Mike Close
12/11/2023	202312	FY 2024	CHE185198	JUNIOR ACHIEVEMENT	$3,000.00	30736	Community Welfare	2636	009	FSTC - Kids Other	KENTUCKY	2636 KY Div Owensboro C&M/Service	Robbie Porter / Daniel Mayfield	Mariam Tucker
12/12/2023	202312	FY 2024	CHE185312	TAYLOR COUNTY BOARD OF EDUCATION	$2,500.00	30702	Education	2738	009	FSTC - Kids Other	KENTUCKY	2738 KY Div Campbellsville C&M/Service	Matt Ferguson	Mike Close
12/14/2023	202312	FY 2024	CHE185491	CHRISTIAN FOOD BANK OF HOPKINS COUNTY INC	$8,182.00	30736	Community Welfare	2634	009	FSTC - Neighbors Food	KENTUCKY	2634 KY Div Madisonville C&M/Service	Mike Coleman	Mariam Tucker
12/14/2023	202312	FY 2024	CHE185500	MARTHAS VINEYARD	$10,000.00	30736	Community Welfare	2734	009	FSTC - Neighbors Food	KENTUCKY	2734 KY Div Bowling Green C&M/Service	Don Bonner / Kolby Beals	Mike Close
12/14/2023	202312	FY 2024	CHE185508	HOTEL INC	$10,000.00	30736	Community Welfare	2734	009	FSTC - Neighbors Food	KENTUCKY	2734 KY Div Bowling Green C&M/Service	Don Bonner / Kolby Beals	Mike Close
12/15/2023	202312	FY 2024	CHE185535	ST VINCENT DE PAUL SOCIETY	$10,000.00	30711	Energy Assistance Program	2636	009	FSTC - Neighbors Other	KENTUCKY	2636 KY Div Owensboro C&M/Service	Robbie Porter / Daniel Mayfield	Mariam Tucker
12/15/2023	202312	FY 2024	CHE185549	FAMILY SERVICE SOCIETY INC	$5,000.00	30711	Energy Assistance Program	2637	009	FSTC - Neighbors Other	KENTUCKY	2637 KY Div Paducah C&M/Service	Pat Mattingly / Sean Jones	Ryan Tolbert
12/15/2023	202312	FY 2024	CHE185598	LAKE CUMBERLAND COMMUNITY ACTION AGENCY	$10,000.00	30711	Energy Assistance Program	2738	009	FSTC - Neighbors Other	KENTUCKY	2738 KY Div Campbellsville C&M/Service	Matt Ferguson	Mike Close
12/15/2023	202312	FY 2024	CHE185600	MULTI PURPOSE COMMUNITY ACTION AGENCY INC	$15,000.00	30711	Energy Assistance Program	2739	009	FSTC - Neighbors Other	KENTUCKY	2739 KY Div Shelbyville C&M/Service	Jake Basham	Mike Close
12/15/2023	202312	FY 2024	CHE185610	WEST KENTUCKY ALLIED SERVICES INC	$20,000.00	30711	Energy Assistance Program	2637	009	FSTC - Neighbors Other	KENTUCKY	2637 KY Div Paducah C&M/Service	Pat Mattingly / Sean Jones	Ryan Tolbert
12/15/2023	202312	FY 2024	CHE185620	PENNYRILE ALLIED COMMUNITY SERVICES INC	$25,000.00	30711	Energy Assistance Program	2736	009	FSTC - Neighbors Other	KENTUCKY	2736 KY Div Hopkinsville C&M/Service	Ryan Tolbert	Mariam Tucker
12/18/2023	202312	FY 2024	CHE185709	ST VINCENT DE PAUL SOCIETY	$10,000.00	30711	Energy Assistance Program	2637	009	FSTC - Neighbors Other	KENTUCKY	2637 KY Div Paducah C&M/Service	Pat Mattingly / Sean Jones	Ryan Tolbert
12/18/2023	202312	FY 2024	CHE185713	HELP OFFICE OWENSBORO	$10,000.00	30711	Energy Assistance Program	2636	009	FSTC - Neighbors Other	KENTUCKY	2636 KY Div Owensboro C&M/Service	Robbie Porter / Daniel Mayfield	Mariam Tucker
12/18/2023	202312	FY 2024	CHE185770	SALVATION ARMY	$25,000.00	30711	Energy Assistance Program	2636	009	FSTC - Neighbors Other	KENTUCKY	2636 KY Div Owensboro C&M/Service	Robbie Porter / Daniel Mayfield	Mariam Tucker
12/18/2023	202312	FY 2024	CHE185777	COMMUNITY ACTION AGENCY OF SOUTHERN KENTUCKY	$35,000.00	30711	Energy Assistance Program	2734	009	FSTC - Neighbors Other	KENTUCKY	2734 KY Div Bowling Green C&M/Service	Don Bonner / Kolby Beals	Mike Close
12/19/2023	202312	FY 2024	CHE185795	NEXT STEP MINISTRIES	$5,000.00	30711	Energy Assistance Program	2735	009	FSTC - Neighbors Other	KENTUCKY	2735 KY Div Glasgow C&M/Service	Brett Lowe	Mike Close
12/19/2023	202312	FY 2024	CHE185816	SALVATION ARMY	$900.00	30736	Community Welfare	2637	009	FSTC - Neighbors Other	KENTUCKY	2637 KY Div Paducah C&M/Service	Pat Mattingly / Sean Jones	Ryan Tolbert
12/20/2023	202312	FY 2024	CHE185924	BLUE GRASS COMMUNITY ACTION PARTNERSHIP	$10,000.00	30711	Energy Assistance Program	2737	009	FSTC - Neighbors Other	KENTUCKY	2737 KY Div Danville C&M/Service	Jimmy Dale Smith	Mike Close
12/20/2023	202312	FY 2024	CHE185934	AUDUBON AREA COMMUNITY SERVICES INC	$20,000.00	30711	Energy Assistance Program	2636	009	FSTC - Neighbors Other	KENTUCKY	2636 KY Div Owensboro C&M/Service	Robbie Porter / Daniel Mayfield	Mariam Tucker
01/11/2024	202401	FY 2024	0	CHAMBER OF COMMERCE	$750.00	30736	Community Welfare	2734	009	FSTC - Neighbors Other	KENTUCKY	2734 KY Div Bowling Green C&M/Service	Don Bonner / Kolby Beals	Mike Close
01/12/2024	202401	FY 2024	CHE187257	HEARTFORD HOUSE	$2,500.00	30736	Community Welfare	2636	009	FSTC - Neighbors Other	KENTUCKY	2636 KY Div Owensboro C&M/Service	Robbie Porter / Daniel Mayfield	Mariam Tucker
01/16/2024	202401	FY 2024	050_KAY.COOMES_JAN-2	BANK OF AMERICA	$986.00	30736	Community Welfare	2737	009	FSTC - Heroes Vets	KENTUCKY	2737 KY Div Danville C&M/Service	Jimmy Dale Smith	Mike Close
01/26/2024	202401	FY 2024	115	SOUTH UNION SHAKER HILLS	$1,000.00	30736	Community Welfare	2734	009	FSTC - Neighbors Other	KENTUCKY	2734 KY Div Bowling Green C&M/Service	Don Bonner / Kolby Beals	Mike Close
01/29/2024	202401	FY 2024	CHE188402	OHIO COUNTY	$500.00	30736	Community Welfare	2636	009	FSTC - Heroes FR	KENTUCKY	2636 KY Div Owensboro C&M/Service	Robbie Porter / Daniel Mayfield	Mariam Tucker
01/29/2024	202401	FY 2024	CHE188403	WESTERN KENTUCKY BOTANICAL GARDEN	$750.00	30736	Community Welfare	2636	009	FSTC - Neighbors Other	KENTUCKY	2636 KY Div Owensboro C&M/Service	Robbie Porter / Daniel Mayfield	Mariam Tucker
01/29/2024	202401	FY 2024	CHE188404	COMMUNITY EDUCATION FOUNDATION	$500.00	30736	Community Welfare	2734	009	FSTC - Neighbors Other	KENTUCKY	2734 KY Div Bowling Green C&M/Service	Don Bonner / Kolby Beals	Mike Close
01/29/2024	202401	FY 2024	CHE188412	TAYLOR COUNTY FAIR	$1,000.00	30736	Community Welfare	2738	009	FSTC - Neighbors Other	KENTUCKY	2738 KY Div Campbellsville C&M/Service	Matt Ferguson	Mike Close
01/30/2024	202401	FY 2024	CHE188446	AMERICAN RED CROSS	$1,500.00	30713	American Red Cross	2636	009	FSTC - Neighbors Other	KENTUCKY	2636 KY Div Owensboro C&M/Service	Robbie Porter / Daniel Mayfield	Mariam Tucker
01/31/2024	202401	FY 2024	43101	CHAMBER OF COMMERCE	$500.00	30736	Community Welfare	2636	009	FSTC - Neighbors Other	KENTUCKY	2636 KY Div Owensboro C&M/Service	Robbie Porter / Daniel Mayfield	Mariam Tucker
	202401	FY 2024		JE Entry to correct PY Coding - per Mo Melson	($149,838.55)	30711	Energy Assistance Program	3333	009	FSTC - Neighbors Other	KENTUCKY	3333 Mid St Div Public Affairs	Mark Martin	Administration
	202401	FY 2024		JE Entry to correct PY Coding - per Mo Melson	$153,105.21	30711	Energy Assistance Program	3333	009	FSTC - Neighbors Other	KENTUCKY	3333 Mid St Div Public Affairs	Mark Martin	Administration
	202401	FY 2024			$59.16	30736	Community Welfare	2737	009	FSTC - Neighbors Other	KENTUCKY	2737 KY Div Danville C&M/Service	Jimmy Dale Smith	Mike Close
02/05/2024	202402	FY 2024	CHE188885	COMMUNITY ACTION KENTUCKY	$2,000.00	30736	Community Welfare	2636	009	FSTC - Neighbors Other	KENTUCKY	2636 KY Div Owensboro C&M/Service	Robbie Porter / Daniel Mayfield	Mariam Tucker
02/09/2024	202402	FY 2024	CHE189421	GIDEONS INTERNATIONAL	$300.00	30736	Community Welfare	2635	009	FSTC - Neighbors Other	KENTUCKY	2635 KY Div Princeton C&M/Service	Rusty Honeycutt	Mariam Tucker
02/09/2024	202402	FY 2024	CHE189422	CHRISTIAN COUNTY 4 H	$630.00	30710	Youth Clubs & Centers	2735	009	FSTC - Kids Other	KENTUCKY	2735 KY Div Glasgow C&M/Service	Brett Lowe	Mike Close
02/12/2024	202402	FY 2024	CHE189487	HABITAT FOR HUMANITY	$5,000.00	30736	Community Welfare	2636	009	FSTC - Neighbors Other	KENTUCKY	2636 KY Div Owensboro C&M/Service	Robbie Porter / Daniel Mayfield	Mariam Tucker
02/12/2024	202402	FY 2024	CHE189529	BRESCIA UNIVERSITY	$2,500.00	30702	Education	2636	009	FSTC - Neighbors Other	KENTUCKY	2636 KY Div Owensboro C&M/Service	Robbie Porter / Daniel Mayfield	Mariam Tucker
02/13/2024	202402	FY 2024	CHE189542	EASTER SEALS	$1,500.00	30736	Community Welfare	2637	009	FSTC - Neighbors Other	KENTUCKY	2637 KY Div Paducah C&M/Service	Pat Mattingly / Sean Jones	Ryan Tolbert
02/15/2024	202402	FY 2024	20240215	OWENSBORO HEALTH FOUNDATION	$500.00	30705	Health	2636	009	FSTC - Neighbors Other	KENTUCKY	2636 KY Div Owensboro C&M/Service	Robbie Porter / Daniel Mayfield	Mariam Tucker
02/15/2024	202402	FY 2024	CHE189765	ALPHA ALTERNATIVE	$1,000.00	30736	Community Welfare	2736	009	FSTC - Neighbors Other	KENTUCKY	2736 KY Div Hopkinsville C&M/Service	Ryan Tolbert	Mariam Tucker
02/19/2024	202402	FY 2024	CHE190001	GEORGE COON PUBLIC LIBRARY	$360.00	30702	Education	2635	009	FSTC - Kids Literacy	KENTUCKY	2635 KY Div Princeton C&M/Service	Rusty Honeycutt	Mariam Tucker
02/26/2024	202402	FY 2024	CHE190511	HOSPICE AND PALLIATIVE CARE INC	$500.00	30736	Community Welfare	2636	009	FSTC - Neighbors Other	KENTUCKY	2636 KY Div Owensboro C&M/Service	Robbie Porter / Daniel Mayfield	Mariam Tucker
02/26/2024	202402	FY 2024	CHE190516	CITY OF MAYFIELD	$1,000.00	30736	Community Welfare	2638	009	FSTC - Neighbors Other	KENTUCKY	2638 KY Div Mayfield C&M/Service	Pat Mattingly / Sean Jones	Ryan Tolbert
02/27/2024	202402	FY 2024	CHE190571	UNITED WAY	$2,500.00	30703	United Way Agencies	2636	009	FSTC - Neighbors Other	KENTUCKY	2636 KY Div Owensboro C&M/Service	Robbie Porter / Daniel Mayfield	Mariam Tucker
02/27/2024	202402	FY 2024	CHE190572	HOSPICE AND PALLIATIVE CARE INC	$250.00	30736	Community Welfare	2636	009	FSTC - Neighbors Other	KENTUCKY	2636 KY Div Owensboro C&M/Service	Robbie Porter / Daniel Mayfield	Mariam Tucker
02/27/2024	202402	FY 2024	CHE190603	WOMENs FUND OF SOUTH CENTRAL KENTUCKY	$1,000.00	30736	Community Welfare	2734	009	FSTC - Neighbors Other	KENTUCKY	2734 KY Div Bowling Green C&M/Service	Don Bonner / Kolby Beals	Mike Close
02/28/2024	202402	FY 2024	CHE190638	OBKY GATORS	$200.00	30710	Youth Clubs & Centers	2636	009	FSTC - Kids Other	KENTUCKY	2636 KY Div Owensboro C&M/Service	Robbie Porter / Daniel Mayfield	Mariam Tucker
03/01/2024	202403	FY 2024	CHE190880	LINCOLN COUNTY PUBLIC LIBRARY	$500.00	30736	Community Welfare	2737	009	FSTC - Kids Literacy	KENTUCKY	2737 KY Div Danville C&M/Service	Jimmy Dale Smith	Mike Close
03/01/2024	202403	FY 2024	CHE190881	LEADERSHIP KENTUCKY	$1,000.00	30736	Community Welfare	2636	009	FSTC - Neighbors Other	KENTUCKY	2636 KY Div Owensboro C&M/Service	Robbie Porter / Daniel Mayfield	Mariam Tucker
03/01/2024	202403	FY 2024	CHE190935	AUDUBON AREA COMMUNITY SERVICES INC	$33,898.30	30711	Energy Assistance Program	2636	009	FSTC - Neighbors Other	KENTUCKY	2636 KY Div Owensboro C&M/Service	Robbie Porter / Daniel Mayfield	Mariam Tucker
03/01/2024	202403	FY 2024	CHE190943	PENNYRILE ALLIED COMMUNITY SERVICES INC	$33,898.31	30711	Energy Assistance Program	2736	009	FSTC - Neighbors Other	KENTUCKY	2736 KY Div Hopkinsville C&M/Service	Ryan Tolbert	Mariam Tucker
03/05/2024	202403	FY 2024	CHE191091	CITY OF BOWLING GREEN KY	$2,500.00	30736	Community Welfare	2734	009	FSTC - Neighbors Other	KENTUCKY	2734 KY Div Bowling Green C&M/Service	Don Bonner / Kolby Beals	Mike Close
03/05/2024	202403	FY 2024	CHE191150	AMVETS AMERICAN VETERANS	$100.00	30736	Community Welfare	2737	009	FSTC - Neighbors Other	KENTUCKY	2737 KY Div Danville C&M/Service	Jimmy Dale Smith	Mike Close
03/05/2024	202403	FY 2024	CHE191156	BOYS AND GIRLS CLUB	$500.00	30710	Youth Clubs & Centers	2736	009	FSTC - Kids Other	KENTUCKY	2736 KY Div Hopkinsville C&M/Service	Ryan Tolbert	Mariam Tucker
03/11/2024	202403	FY 2024	CHE191630	WEST KENTUCKY ALLIED SERVICES INC	$33,898.31	30711	Energy Assistance Program	2637	009	FSTC - Neighbors Other	KENTUCKY	2637 KY Div Paducah C&M/Service	Pat Mattingly / Sean Jones	Ryan Tolbert

DATE	MONTH	YEAR	INVOICE #	ORGANIZATION	AMOUNT	SUB-ACCOUNT	SUB-ACCT DESCRIPTION	COST CENTER	DIVISION	FSTC Description	STATE	COST CENTER DESCRIPTION	COST CENTER OWNER	SUB REGION
03/11/2024	202403	FY 2024	CHE191631	SALVATION ARMY	$33,898.30	30711	Energy Assistance Program	2636	009	FSTC - Neighbors Other	KENTUCKY	2636 KY Div Owensboro C&M/Service	Robbie Porter / Daniel Mayfield	Mariam Tucker
03/13/2024	202403	FY 2024	CHE191846	EPILEPSY FOUNDATION OF KENTUCKIANA	$500.00	30736	Community Welfare	2637	009	FSTC - Neighbors Other	KENTUCKY	2637 KY Div Paducah C&M/Service	Pat Mattingly / Sean Jones	Ryan Tolbert
03/18/2024	202403	FY 2024	CHE192168	BOYS AND GIRLS CLUB	$5,000.00	30710	Youth Clubs & Centers	2734	009	FSTC - Kids Literacy	KENTUCKY	2734 KY Div Bowling Green C&M/Service	Don Bonner / Kolby Beals	Mike Close
03/20/2024	202403	FY 2024	CHE192386	CADIZ ROTARY CLUB	$250.00	30736	Community Welfare	2736	009	FSTC - Neighbors Food	KENTUCKY	2736 KY Div Hopkinsville C&M/Service	Ryan Tolbert	Mariam Tucker
03/21/2024	202403	FY 2024	CHE192468	FRANKLIN SIMPSON HIGH SCHOOL	$250.00	30702	Education	2734	009	FSTC - Kids Other	KENTUCKY	2734 KY Div Bowling Green C&M/Service	Don Bonner / Kolby Beals	Mike Close
03/25/2024	202403	FY 2024	CHE192650	KIWANIS CLUB	$500.00	30736	Community Welfare	2636	009	FSTC - Heroes Vets	KENTUCKY	2636 KY Div Owensboro C&M/Service	Robbie Porter / Daniel Mayfield	Mariam Tucker
03/26/2024	202403	FY 2024	CHE192792	BOOK FOR HOPE INC	$1,500.00	30736	Community Welfare	2637	009	FSTC - Neighbors Other	KENTUCKY	2637 KY Div Paducah C&M/Service	Pat Mattingly / Sean Jones	Ryan Tolbert
02/02/2024	202404	FY 2024	INV432024	ROTARY CLUB	$300.00	30736	Community Welfare	2736	009	FSTC - Neighbors Other	KENTUCKY	2736 KY Div Hopkinsville C&M/Service	Ryan Tolbert	Mariam Tucker
02/09/2024	202404	FY 2024	202401	INTERNATIONAL BAR B Q FESTIVAL INC	$7,500.00	30736	Community Welfare	2636	009	FSTC - Neighbors Other	KENTUCKY	2636 KY Div Owensboro C&M/Service	Robbie Porter / Daniel Mayfield	Mariam Tucker
02/15/2024	202404	FY 2024	CHE189765	ALPHA ALTERNATIVE	($1,000.00)	30736	Community Welfare	2736	009	FSTC - Neighbors Other	KENTUCKY	2736 KY Div Hopkinsville C&M/Service	Ryan Tolbert	Mariam Tucker
03/25/2024	202404	FY 2024	0001	CHRISTIAN COUNTY 4 H	$250.00	30736	Community Welfare	2736	009	FSTC - Neighbors Other	KENTUCKY	2736 KY Div Hopkinsville C&M/Service	Ryan Tolbert	Mariam Tucker
04/01/2024	202404	FY 2024	0017775	HOPKINSVILLE PARKS AND RECREATION	$3,000.00	30736	Community Welfare	2736	009	FSTC - Neighbors Other	KENTUCKY	2736 KY Div Hopkinsville C&M/Service	Ryan Tolbert	Mariam Tucker
04/03/2024	202404	FY 2024	1164	CHAMBER OF COMMERCE	$1,500.00	30736	Community Welfare	2637	009	FSTC - Neighbors Other	KENTUCKY	2637 KY Div Paducah C&M/Service	Pat Mattingly / Sean Jones	Ryan Tolbert
04/03/2024	202404	FY 2024	CHE193297	MADISONVILLE LADY ELITE	$500.00	30710	Youth Clubs & Centers	2634	009	FSTC - Kids Other	KENTUCKY	2634 KY Div Madisonville C&M/Service	Mike Coleman	Mariam Tucker
04/03/2024	202404	FY 2024	CHE193298	ALZHEIMERS ASSOCIATION	$2,666.00	30736	Community Welfare	2636	009	FSTC - Neighbors Other	KENTUCKY	2636 KY Div Owensboro C&M/Service	Robbie Porter / Daniel Mayfield	Mariam Tucker
04/03/2024	202404	FY 2024	CHE193298	ALZHEIMERS ASSOCIATION	$2,667.00	30736	Community Welfare	2637	009	FSTC - Neighbors Other	KENTUCKY	2637 KY Div Paducah C&M/Service	Pat Mattingly / Sean Jones	Ryan Tolbert
04/03/2024	202404	FY 2024	CHE193298	ALZHEIMERS ASSOCIATION	$2,667.00	30736	Community Welfare	2734	009	FSTC - Neighbors Other	KENTUCKY	2734 KY Div Bowling Green C&M/Service	Don Bonner / Kolby Beals	Mike Close
04/03/2024	202404	FY 2024	CHE193335	FRIENDS OF TAYLOR COUNTY PUBLIC LIBRARY	$250.00	30736	Community Welfare	2738	009	FSTC - Kids Literacy	KENTUCKY	2738 KY Div Campbellsville C&M/Service	Matt Ferguson	Mike Close
04/03/2024	202404	FY 2024	CHE193341	MAROON BAND BOOSTERS	$1,000.00	30710	Youth Clubs & Centers	2634	009	FSTC - Kids Other	KENTUCKY	2634 KY Div Madisonville C&M/Service	Mike Coleman	Mariam Tucker
04/04/2024	202404	FY 2024	10682	CHAMBER OF COMMERCE	$1,000.00	30736	Community Welfare	2738	009	FSTC - Neighbors Other	KENTUCKY	2738 KY Div Campbellsville C&M/Service	Matt Ferguson	Mike Close
04/07/2024	202404	FY 2024	CHE193542	ALPHA ALTERNATIVE	$1,000.00	30736	Community Welfare	2736	009	FSTC - Neighbors Other	KENTUCKY	2736 KY Div Hopkinsville C&M/Service	Ryan Tolbert	Mariam Tucker
04/10/2024	202404	FY 2024	CHE193718	SEBREE PARK RECREATION AND EVENT COMMITTEE	$500.00	30736	Community Welfare	2634	009	FSTC - Neighbors Other	KENTUCKY	2634 KY Div Madisonville C&M/Service	Mike Coleman	Mariam Tucker
04/15/2024	202404	FY 2024	CHE194037	DANIEL PITINO SHELTER	$500.00	30736	Community Welfare	2636	009	FSTC - Neighbors Food	KENTUCKY	2636 KY Div Owensboro C&M/Service	Robbie Porter / Daniel Mayfield	Mariam Tucker
04/16/2024	202404	FY 2024	CHE194182	OWENSBORO CATHOLIC HIGH SCHOOL	$100.00	30702	Education	2636	009	FSTC - Kids Other	KENTUCKY	2636 KY Div Owensboro C&M/Service	Robbie Porter / Daniel Mayfield	Mariam Tucker
04/18/2024	202404	FY 2024	CHE194291	WEST KENTUCKY CHAMBER ALLIANCE	$250.00	30736	Community Welfare	2637	009	FSTC - Kids Literacy	KENTUCKY	2637 KY Div Paducah C&M/Service	Pat Mattingly / Sean Jones	Ryan Tolbert
04/22/2024	202404	FY 2024	CHE194438	HILLTOPPER ATHLETIC FOUNDATION	$2,500.00	30702	Education	2734	009	FSTC - Neighbors Other	KENTUCKY	2734 KY Div Bowling Green C&M/Service	Don Bonner / Kolby Beals	Mike Close
04/23/2024	202404	FY 2024	CHE194610	FIRST PRESBYTERIAN CHURCH	$1,000.00	30706	Museums & Arts	2636	009	FSTC - Neighbors Other	KENTUCKY	2636 KY Div Owensboro C&M/Service	Robbie Porter / Daniel Mayfield	Mariam Tucker
04/23/2024	202404	FY 2024	CHE194644	CITY OF WHITESVILLE	$500.00	30736	Community Welfare	2636	009	FSTC - Neighbors Other	KENTUCKY	2636 KY Div Owensboro C&M/Service	Robbie Porter / Daniel Mayfield	Mariam Tucker
04/23/2024	202404	FY 2024	CHE194646	SOUTH CENTRAL KENTUCKY	$500.00	30736	Community Welfare	2734	009	FSTC - Heroes FR	KENTUCKY	2734 KY Div Bowling Green C&M/Service	Don Bonner / Kolby Beals	Mike Close
04/23/2024	202404	FY 2024	CHE194659	CENTRAL CITY TOURIST AND CONVENTION COMMISSION	$1,000.00	30736	Community Welfare	2636	009	FSTC - Neighbors Other	KENTUCKY	2636 KY Div Owensboro C&M/Service	Robbie Porter / Daniel Mayfield	Mariam Tucker
04/29/2024	202404	FY 2024	CHE194945	NATIONAL WILD TURKEY FEDERATION	$300.00	30736	Community Welfare	2636	009	FSTC - Neighbors Other	KENTUCKY	2636 KY Div Owensboro C&M/Service	Robbie Porter / Daniel Mayfield	Mariam Tucker
04/30/2024	202404	FY 2024	CHE195023	COLLEGE HEIGHTS FOUNDATION INC	$2,000.00	30736	Community Welfare	2734	009	FSTC - Neighbors Other	KENTUCKY	2734 KY Div Bowling Green C&M/Service	Don Bonner / Kolby Beals	Mike Close
04/30/2024	202404	FY 2024	CHE195025	BOYS AND GIRLS CLUB	$1,000.00	30710	Youth Clubs & Centers	2636	009	FSTC - Kids Other	KENTUCKY	2636 KY Div Owensboro C&M/Service	Robbie Porter / Daniel Mayfield	Mariam Tucker
05/01/2024	202405	FY 2024	CHE195121	MUHLENBERG COUNTY	$300.00	30702	Education	2636	009	FSTC - Kids Other	KENTUCKY	2636 KY Div Owensboro C&M/Service	Robbie Porter / Daniel Mayfield	Mariam Tucker
05/01/2024	202405	FY 2024	CHE195140	ASSOCIATION OF THE CENTURY	$5,000.00	30706	Museums & Arts	2636	009	FSTC - Heroes Vets	KENTUCKY	2636 KY Div Owensboro C&M/Service	Robbie Porter / Daniel Mayfield	Mariam Tucker
05/03/2024	202405	FY 2024	CHE195231	CHAMBER OF COMMERCE	$124.80	30736	Community Welfare	2736	009	FSTC - Neighbors Other	KENTUCKY	2736 KY Div Hopkinsville C&M/Service	Ryan Tolbert	Mariam Tucker
05/10/2024	202405	FY 2024	CHE195598	LOGAN COUNTY	$500.00	30736	Community Welfare	2734	009	FSTC - Heroes Vets	KENTUCKY	2734 KY Div Bowling Green C&M/Service	Don Bonner / Kolby Beals	Mike Close
05/15/2024	202405	FY 2024	CHE195867	CENTRE COLLEGE ATHLETICS	$5,000.00	30702	Education	2737	009	FSTC - Neighbors Other	KENTUCKY	2737 KY Div Danville C&M/Service	Jimmy Dale Smith	Mike Close
05/15/2024	202405	FY 2024	CHE195870	GARRARD COUNTY	$1,000.00	30736	Community Welfare	2737	009	FSTC - Neighbors Food	KENTUCKY	2737 KY Div Danville C&M/Service	Jimmy Dale Smith	Mike Close
05/15/2024	202405	FY 2024	CHE195872	BACKPACK KIDS DANVILLE	$2,500.00	30736	Community Welfare	2737	009	FSTC - Kids Food	KENTUCKY	2737 KY Div Danville C&M/Service	Jimmy Dale Smith	Mike Close
05/16/2024	202405	FY 2024	CHE195968	MOUNT CALVARY BAPTIST CHURCH	$1,500.00	30706	Museums & Arts	2636	009	FSTC - Kids Other	KENTUCKY	2636 KY Div Owensboro C&M/Service	Robbie Porter / Daniel Mayfield	Mariam Tucker
05/16/2024	202405	FY 2024	CHE196010	ANDERSON COUNTY SHERIFFS OFFICE	$300.00	30736	Community Welfare	2739	009	FSTC - Heroes FR	KENTUCKY	2739 KY Div Shelbyville C&M/Service	Jake Basham	Mike Close
05/17/2024	202405	FY 2024	CHE196050	MEDICAL CENTER HEALTH SYSTEM FOUNDATION	$3,000.00	30705	Health	2734	009	FSTC - Neighbors Food	KENTUCKY	2734 KY Div Bowling Green C&M/Service	Don Bonner / Kolby Beals	Mike Close
05/21/2024	202405	FY 2024	CHE196110	OWENSBORO CATHOLIC HIGH SCHOOL	$500.00	30702	Education	2636	009	FSTC - Kids Other	KENTUCKY	2636 KY Div Owensboro C&M/Service	Robbie Porter / Daniel Mayfield	Mariam Tucker
05/28/2024	202405	FY 2024	CHE196551	AUBREYS SONG FOUNDATION	$500.00	30736	Community Welfare	2636	009	FSTC - Neighbors Other	KENTUCKY	2636 KY Div Owensboro C&M/Service	Robbie Porter / Daniel Mayfield	Mariam Tucker
05/30/2024	202405	FY 2024	CHE196702	BASKETT VOLUNTEER FIRE DEPARTMENT	$1,500.00	30736	Community Welfare	2634	009	FSTC - Heroes FR	KENTUCKY	2634 KY Div Madisonville C&M/Service	Mike Coleman	Mariam Tucker
05/30/2024	202405	FY 2024	CHE196721	HOSPICE AND PALLIATIVE CARE INC	$1,000.00	30736	Community Welfare	2636	009	FSTC - Neighbors Other	KENTUCKY	2636 KY Div Owensboro C&M/Service	Robbie Porter / Daniel Mayfield	Mariam Tucker
06/04/2024	202406	FY 2024	CHE197000	MCCRACKEN COUNTY PUBLIC LIBRARY	$2,500.00	30736	Community Welfare	2637	009	FSTC - Kids Literacy	KENTUCKY	2637 KY Div Paducah C&M/Service	Pat Mattingly / Sean Jones	Ryan Tolbert
06/10/2024	202406	FY 2024	CHE197350	DREAM RIDERS OF KENTUCKY	$1,000.00	30736	Community Welfare	2636	009	FSTC - Neighbors Other	KENTUCKY	2636 KY Div Owensboro C&M/Service	Robbie Porter / Daniel Mayfield	Mariam Tucker
06/14/2024	202406	FY 2024	CHE197642	GREEN RIVER AREA DOWN SYNDROM ASSOCIATION	$500.00	30736	Community Welfare	2636	009	FSTC - Neighbors Other	KENTUCKY	2636 KY Div Owensboro C&M/Service	Robbie Porter / Daniel Mayfield	Mariam Tucker
06/14/2024	202406	FY 2024	CHE197643	KENTUCKY GAS ASSOCIATION	$9,000.00	30736	Community Welfare	2636	009	FSTC - Neighbors Other	KENTUCKY	2636 KY Div Owensboro C&M/Service	Robbie Porter / Daniel Mayfield	Mariam Tucker
06/19/2024	202406	FY 2024	CHE197920	CASA OF MIDWEST KY	$500.00	30736	Community Welfare	2634	009	FSTC - Kids Other	KENTUCKY	2634 KY Div Madisonville C&M/Service	Mike Coleman	Mariam Tucker
06/20/2024	202406	FY 2024	CHE197966	CHRISTIAN COUNTY LITERACY COUNCIL INC	$2,400.00	30736	Community Welfare	2736	009	FSTC - Kids Literacy	KENTUCKY	2736 KY Div Hopkinsville C&M/Service	Ryan Tolbert	Mariam Tucker
06/20/2024	202406	FY 2024	CHE198006	BARREN RIVER LAKE AND PARK CLEAN UP ORGANIZATION	$1,000.00	30736	Community Welfare	2735	009	FSTC - Neighbors Other	KENTUCKY	2735 KY Div Glasgow C&M/Service	Brett Lowe	Mike Close
06/25/2024	202406	FY 2024	CHE198198	DELTA WATERFOWL CYPRESS SLOUGHS CHAPTER	$100.00	30736	Community Welfare	2634	009	FSTC - Neighbors Other	KENTUCKY	2634 KY Div Madisonville C&M/Service	Mike Coleman	Mariam Tucker
06/26/2024	202406	FY 2024	CHE198310	CHAMBER OF COMMERCE	$1,000.00	30736	Community Welfare	2734	009	FSTC - Neighbors Other	KENTUCKY	2734 KY Div Bowling Green C&M/Service	Don Bonner / Kolby Beals	Mike Close
06/26/2024	202406	FY 2024	CHE198313	FOCUS 21ST CENTURY MINORITY	$1,000.00	30736	Community Welfare	2736	009	FSTC - Neighbors Other	KENTUCKY	2736 KY Div Hopkinsville C&M/Service	Ryan Tolbert	Mariam Tucker
06/26/2024	202406	FY 2024	CHE198333	LIVERMORE ENHANCEMENT FOUNDATION INC	$1,000.00	30736	Community Welfare	2636	009	FSTC - Neighbors Other	KENTUCKY	2636 KY Div Owensboro C&M/Service	Robbie Porter / Daniel Mayfield	Mariam Tucker
06/27/2024	202406	FY 2024	CHE198430	CATALYST COMMUNITY CENTER	$500.00	30736	Community Welfare	2638	009	FSTC - Neighbors Other	KENTUCKY	2638 KY Div Mayfield C&M/Service	Pat Mattingly / Sean Jones	Ryan Tolbert

Atmos Energy Corporation, Kentucky/Mid-States Division
Kentucky Jurisdiction Case No. XXXX-XXXXX
Projected Rate Case Expense

Data:__X___Base Period__X___Forecasted Period — FR 16(8)(f)
Type of Filing:___X____Original_____Updated _____Revised — Schedule F-6
Workpaper Reference No(s). — Witness: Waller

Line No.	Description		Amount
1	**Consulting**		
2	Class Cost Study - P. Raab	$ 50,000	
3	Depreciation Study - N. Allis	30,000	
4	Cost of Capital - D'Ascendis	120,000	
5	sub-total		$ 200,000
6			
7	**Legal Fees**		
8	(J. Hughes/A. Honaker)		303,000
9			
10	**Employee Expense**		
11	(airfare, lodging, meals, etc.)		31,617
12			
13	**Miscellaneous Expense**		
14	(printing, advertising, etc.)		108,105
15			
16	**Total Projected Rate Case Expense**		$ 642,722
17			
18	**Three (3) Year Amortization of Rate Case Expenses**		$ 214,241

Expenditure Type	(All)

Sum of Amount	Column Labels					
Row Labels	**2015.2016 KY Rate Case Exp.**	**2017.2018.KY Rate Case**	**2018.2019 KY Rate Case**	**2019.2020.KY Rate Case**	**2020.2021.KY Rate Case**	**Grand Total**
ALLIANCE CONSULTING GROUP	22,810	23,064	82,441	18,398	34,119	180,832
Austin, Timothy R (Ryan)					29	29
BANK OF AMERICA	4,591	8,700	3,855		1,944	19,090
Bass, Shelly M		1,446				1,446
Benningfield, Charles B (Bradley)			225			225
Boyd, Derek W (Derek)			1,158			1,158
Christian, Joe T		2,443				2,443
Christian, Joe T (Joe)			1,639		418	2,057
Connolly, Pauline E (Pauline)	436					436
Densman, Josh C		26				26
Densman, Josh C (Josh)			754		56	810
Dobbs, Jay (Kevin)			2,432		206	2,638
Dobbs, Jay K (Kevin)		1,041				1,041
Frank, Kevin C		1,831				1,831
Frank, Kevin C (Kevin)			3,264			3,264
Gillham, Laura K		1,744				1,744
Gillham, Laura K (Laura)			723			723
JOHN N HUGHES PSC	81,318				78,225	159,543
Johnson, John C			513			513
KENTUCKY PRESS ASSOCIATION	126,298	88,388	89,339			304,024
KENTUCKY PRESS SERVICES					95,327	95,327
Martin, Mark	2,629	2,728				5,357
Martin, Mark (Mark)			2,529			2,529
McDill, John S (John)			1,032			1,032
McDonald, Edward P IV (Pace)	2,507					2,507
Pleasant, Pamela T		535				535
Pleasant, Pamela T (Pamela)			623			623
RAAB PAUL H	16,997	15,275	22,990		15,925	71,187
Schneider, Jason L	1,018					1,018
SCOTTMADDEN INC					93,821	93,821
Smith, Gary L	2,232	1,596				3,828
Smith, Gary L (Gary)			967			967
Smith, Gregory W		603				603
Stojak, Sarah E		2,519				2,519
Story, Jennifer K		2,726				2,726
Story, Jennifer K (Jennifer)			2,628			2,628
Taylor, Brannon C	1,246	3,173	614			5,033
Taylor, Brannon C (Brannon)			728			728
VANDER WEIDE JAMES H	30,058	16,200	45,857			92,115
Waller, Gregory K (Greg)	1,586	1,403	1,789			4,778
WILLIS TOWERS WATSON US LLC			644		6,413	7,057
WILSON HUTCHINSON POTEAT & LITTLEPAGE	42,969				35,697	78,666
Grand Total	**336,695**	**175,439**	**266,742**	**18,398**	**362,181**	**1,159,456**

Account	Sub Account	Project	AFE Descript	Project Org	Expenditure	Expenditure	Month Numl	Fiscal Year	Gl Journal Ca	Vendor Nam	Invoice Num	Invoice Date	Line Descripl	Amount
9280	04044	050.55403	2020.2021.K'	2604	2604	ADVERTISING	202107	2021	Purchase Inv	KENTUCKY PI	21072AAO	07/21/2021		$94,282.29
9280	05010	050.41174	2015.2016 K'	2604	1154	OFFICE SUPP	201511	2016	Purchase Inv	BANK OF AM	010_PAMELA	11/16/2015	BUYONLINEN	$74.55
9280	05010	050.41174	2015.2016 K'	2604	1154	OFFICE SUPP	201511	2016	Purchase Inv	BANK OF AM	010_PAMELA	11/16/2015	BUYONLINEN	$554.30
9280	05010	050.41174	2015.2016 K'	2604	1154	OFFICE SUPP	201601	2016	Purchase Inv	BANK OF AM	010_PAMELA	01/16/2016	BUYONLINEN	$42.16
9280	05010	050.41174	2015.2016 K'	2604	1154	OFFICE SUPP	201603	2016	Purchase Inv	BANK OF AM	010_PAMELA	03/16/2016	BUYONLINEN	$57.99
9280	05010	050.46621	2017.2018.K'	2604	1154	OFFICE SUPP	201709	2017	Purchase Inv	BANK OF AM	010_PAMELA	09/16/2017	OFFICE DEPO	$216.31
9280	05010	050.46621	2017.2018.K'	2604	1154	OFFICE SUPP	201709	2017	Purchase Inv	BANK OF AM	010_PAMELA	09/16/2017	OFFICESUPPI	$293.84
9280	05010	050.46621	2017.2018.K'	2604	1154	OFFICE SUPP	201709	2017	Purchase Inv	BANK OF AM	010_PAMELA	09/16/2017	OFFICESUPPI	$84.90
9280	05010	050.46621	2017.2018.K'	2604	1154	OFFICE SUPP	201710	2018	Purchase Inv	BANK OF AM	010_PAMELA	10/16/2017	BUYONLINEN	$68.08
9280	05010	050.46621	2017.2018.K'	2604	1154	OFFICE SUPP	201710	2018	Purchase Inv	BANK OF AM	010_PAMELA	10/16/2017	OFFICE DEPO	$54.40
9280	05010	050.46621	2017.2018.K'	2604	1154	OFFICE SUPP	201710	2018	Purchase Inv	BANK OF AM	010_PAMELA	10/16/2017	OFFICESUPPI	$339.60
9280	05010	050.46621	2017.2018.K'	2604	1154	OFFICE SUPP	201710	2018	Purchase Inv	BANK OF AM	010_PAMELA	10/16/2017	OFFICEWORL	$64.50
9280	05010	050.46621	2017.2018.K'	2604	1154	OFFICE SUPP	201712	2018	Purchase Inv	BANK OF AM	010_PAMELA	12/16/2017	OFFICE DEPO	$81.95
9280	05010	050.46621	2017.2018.K'	2604	1154	OFFICE SUPP	201712	2018	Purchase Inv	BANK OF AM	010_PAMELA	12/16/2017	OFFICE DEPO	$108.92
9280	05010	050.46621	2017.2018.K'	2604	1154	OFFICE SUPP	201712	2018	Purchase Inv	BANK OF AM	010_PAMELA	12/16/2017	OFFICESUPPI	$53.22
9280	05111	050.41174	2015.2016 K'	2604	1154	POSTAGE/DE	201512	2016	Purchase Inv	BANK OF AM	010_PAMELA	12/16/2015	BUYONLINEN	$96.41
9280	05111	050.41174	2015.2016 K'	2604	1154	POSTAGE/DE	201512	2016	Purchase Inv	BANK OF AM	010_PAMELA	12/16/2015	FEDEX 18849	$554.05
9280	05111	050.41174	2015.2016 K'	2604	1154	POSTAGE/DE	201512	2016	Purchase Inv	BANK OF AM	010_PAMELA	12/16/2015	FEDEX 18980	$1,039.85
9280	05111	050.41174	2015.2016 K'	2604	1154	POSTAGE/DE	201601	2016	Purchase Inv	BANK OF AM	010_PAMELA	01/16/2016	FEDEX 19040	$209.87
9280	05111	050.41174	2015.2016 K'	2604	1154	POSTAGE/DE	201602	2016	Purchase Inv	BANK OF AM	010_PAMELA	02/16/2016	FEDEX 19302	$60.61
9280	05111	050.41174	2015.2016 K'	2604	1154	POSTAGE/DE	201602	2016	Purchase Inv	BANK OF AM	010_PAMELA	02/16/2016	FEDEX 19516	$64.86
9280	05111	050.41174	2015.2016 K'	2604	1154	POSTAGE/DE	201602	2016	Purchase Inv	BANK OF AM	010_PAMELA	02/16/2016	FEDEX 19588	$64.03
9280	05111	050.41174	2015.2016 K'	2604	1154	POSTAGE/DE	201603	2016	Purchase Inv	BANK OF AM	010_PAMELA	03/16/2016	FEDEX 19735	$64.03
9280	05111	050.41174	2015.2016 K'	2604	1154	POSTAGE/DE	201603	2016	Purchase Inv	BANK OF AM	010_PAMELA	03/16/2016	FEDEX 19876	$395.09
9280	05111	050.41174	2015.2016 K'	2604	1154	POSTAGE/DE	201604	2016	Purchase Inv	BANK OF AM	010_PAMELA	04/16/2016	FEDEX 42319	$72.54
9280	05111	050.41174	2015.2016 K'	2604	1154	POSTAGE/DE	201604	2016	Purchase Inv	BANK OF AM	010_PAMELA	04/16/2016	FEDEX 42388	$130.81
9280	05111	050.41174	2015.2016 K'	2604	1154	POSTAGE/DE	201604	2016	Purchase Inv	BANK OF AM	010_PAMELA	04/16/2016	FEDEX 42462	$152.88
9280	05111	050.41174	2015.2016 K'	2604	1154	POSTAGE/DE	201604	2016	Purchase Inv	BANK OF AM	010_PAMELA	04/16/2016	FEDEX 42494	$229.02
9280	05111	050.41174	2015.2016 K'	2604	1154	POSTAGE/DE	201604	2016	Purchase Inv	BANK OF AM	010_PAMELA	04/16/2016	FEDEX 42505	$95.80
9280	05111	050.41174	2015.2016 K'	2604	1154	POSTAGE/DE	201607	2016	Purchase Inv	BANK OF AM	010_PAMELA	07/16/2016	FEDEX 20881	$33.22
9280	05111	050.41174	2015.2016 K'	2604	1154	POSTAGE/DE	201607	2016	Purchase Inv	BANK OF AM	010_PAMELA	07/16/2016	FEDEX 20954	$266.27
9280	05111	050.41174	2015.2016 K'	2604	1154	POSTAGE/DE	201608	2016	Purchase Inv	BANK OF AM	010_PAMELA	08/16/2016	FEDEX 21312	$51.29
9280	05111	050.41174	2015.2016 K'	2604	1154	POSTAGE/DE	201610	2017	Purchase Inv	BANK OF AM	010_PAMELA	10/16/2016	FEDEX 21916	$280.94
9280	05111	050.46621	2017.2018.K'	2604	1154	POSTAGE/DE	201710	2018	Purchase Inv	BANK OF AM	010_PAMELA	10/16/2017	FEDEX 25937	$2,957.92
9280	05111	050.46621	2017.2018.K'	2604	1154	POSTAGE/DE	201711	2018	Purchase Inv	BANK OF AM	010_PAMELA	11/16/2017	FEDEX 26015	$190.66
9280	05111	050.46621	2017.2018.K'	2604	1154	POSTAGE/DE	201711	2018	Purchase Inv	BANK OF AM	010_PAMELA	11/16/2017	FEDEX 26096	$1,053.23
9280	05111	050.46621	2017.2018.K'	2604	1154	POSTAGE/DE	201712	2018	Purchase Inv	BANK OF AM	010_PAMELA	12/16/2017	FEDEX 26502	$327.43
9280	05111	050.46621	2017.2018.K'	2604	1154	POSTAGE/DE	201712	2018	Purchase Inv	BANK OF AM	010_PAMELA	12/16/2017	FEDEX 26570	$93.13
9280	05111	050.46621	2017.2018.K'	2604	1154	POSTAGE/DE	201712	2018	Purchase Inv	BANK OF AM	010_PAMELA	12/16/2017	FEDEX 26651	$886.97
9280	05111	050.46621	2017.2018.K'	2604	1154	POSTAGE/DE	201803	2018	Purchase Inv	BANK OF AM	010_PAMELA	03/16/2018	FEDEX 27534	$418.52
9280	05111	050.46621	2017.2018.K'	2604	1154	POSTAGE/DE	201803	2018	Purchase Inv	BANK OF AM	010_PAMELA	03/16/2018	FEDEX 27616	$93.06
9280	05111	050.46621	2017.2018.K'	2604	1154	POSTAGE/DE	201803	2018	Purchase Inv	BANK OF AM	010_PAMELA	03/16/2018	FEDEX 27698	$522.64
9280	05111	050.46621	2017.2018.K'	2604	1154	POSTAGE/DE	201804	2018	Purchase Inv	BANK OF AM	010_PAMELA	04/16/2018	FEDEX 27782	$27.01
9280	05111	050.46621	2017.2018.K'	2604	1154	POSTAGE/DE	201804	2018	Purchase Inv	BANK OF AM	010_PAMELA	04/16/2018	FEDEX 27864	$69.30
9280	05111	050.46621	2017.2018.K'	2604	1154	POSTAGE/DE	201805	2018	Purchase Inv	BANK OF AM	010_PAMELA	05/16/2018	FEDEX 28109	$238.17
9280	05111	050.46621	2017.2018.K'	2604	1154	POSTAGE/DE	201805	2018	Purchase Inv	BANK OF AM	010_PAMELA	05/16/2018	FEDEX 28199	$192.25
9280	05111	050.46621	2017.2018.K'	2604	1154	POSTAGE/DE	201805	2018	Purchase Inv	BANK OF AM	010_PAMELA	05/16/2018	FEDEX 28286	$197.60
9280	05111	050.46621	2017.2018.K'	2604	1154	POSTAGE/DE	201805	2018	Purchase Inv	BANK OF AM	010_PAMELA	05/16/2018	FEDEX 28371	$66.17
9280	05111	050.48687	2018.2019 K'	2604	1154	POSTAGE/DE	201810	2019	Purchase Inv	BANK OF AM	010_JOANNE	10/16/2018	FEDEX 30190	$1,724.45
9280	05111	050.48687	2018.2019 K'	2604	1154	POSTAGE/DE	201811	2019	Purchase Inv	BANK OF AM	010_JOANNE	11/16/2018	FEDEX 30366	$659.01
9280	05111	050.48687	2018.2019 K'	2604	1154	POSTAGE/DE	201901	2019	Purchase Inv	BANK OF AM	010_JOANNE	01/16/2019	FEDEX 31354	$321.86
9280	05111	050.48687	2018.2019 K'	2604	1154	POSTAGE/DE	201902	2019	Purchase Inv	BANK OF AM	010_JOANNE	02/16/2019	FEDEX 31447	$184.13
9280	05111	050.48687	2018.2019 K'	2604	1154	POSTAGE/DE	201902	2019	Purchase Inv	BANK OF AM	010_JOANNE	02/16/2019	FEDEX 31615	$78.89
9280	05111	050.48687	2018.2019 K'	2604	1154	POSTAGE/DE	201903	2019	Purchase Inv	BANK OF AM	010_JOANNE	03/16/2019	FEDEX 31870	$291.45
9280	05111	050.48687	2018.2019 K'	2604	1154	POSTAGE/DE	201904	2019	Purchase Inv	BANK OF AM	010_JOANNE	04/16/2019	FEDEX 32270	$292.72
9280	05111	050.48687	2018.2019 K'	2604	1154	POSTAGE/DE	201905	2019	Purchase Inv	BANK OF AM	010_JOANNE	05/16/2019	FEDEX 32371	$18.94
9280	05111	050.48687	2018.2019 K'	2604	1154	POSTAGE/DE	201905	2019	Purchase Inv	BANK OF AM	010_JOANNE	05/16/2019	FEDEX 32423	$97.01
9280	05111	050.48687	2018.2019 K'	2604	1154	POSTAGE/DE	201905	2019	Purchase Inv	BANK OF AM	010_JOANNE	05/16/2019	FEDEX 32472	$105.21
9280	05111	050.48687	2018.2019 K'	2604	1154	POSTAGE/DE	201905	2019	Purchase Inv	BANK OF AM	010_JOANNE	05/16/2019	FEDEX 32474	$81.44
9280	05111	050.55403	2020.2021.K'	2604	1154	POSTAGE/DE	202108	2021	Purchase Inv	BANK OF AM	010_JOANNE	08/16/2021	FEDEX 92681	$1,253.34
9280	05111	050.55403	2020.2021.K'	2604	1154	POSTAGE/DE	202108	2021	Purchase Inv	BANK OF AM	010_JOANNE	08/16/2021	FEDEX 92922	$346.41
9280	05111	050.55403	2020.2021.K'	2604	1154	POSTAGE/DE	202108	2021	Purchase Inv	BANK OF AM	010_JOANNE	08/16/2021	FEDEX 92928	$344.42
9280	05411	050.41174	2015.2016 K'	2604	1117	MEALS &ENT	201607	2016	Purchase Inv	Schneider, Ja	IEXP-133589	07/07/2016	IEXP-133589	$14.61
9280	05411	050.41174	2015.2016 K'	2604	1154	MEALS &ENT	201606	2016	Purchase Inv	Taylor, Branr	IEXP-109487	06/10/2016	IEXP-109487	$10.29
9280	05411	050.41174	2015.2016 K'	2604	1154	MEALS &ENT	201606	2016	Purchase Inv	Waller, Greg	IEXP-120886	06/16/2016	IEXP-120886	$5.79
9280	05411	050.41174	2015.2016 K'	2604	1154	MEALS &ENT	201607	2016	Purchase Inv	Smith, Gary I	IEXP-123386	06/29/2016	IEXP-123386	$30.87
9280	05411	050.41174	2015.2016 K'	2604	1154	MEALS &ENT	201607	2016	Purchase Inv	Taylor, Branr	IEXP-125188	07/01/2016	IEXP-125188	$11.98
9280	05411	050.41174	2015.2016 K'	2604	1154	MEALS &ENT	201607	2016	Purchase Inv	Waller, Greg	IEXP-133386	07/06/2016	IEXP-133386	$70.31
9280	05411	050.41174	2015.2016 K'	2604	2604	MEALS &ENT	201606	2016	Purchase Inv	Martin, Mark	IEXP-109094	06/09/2016	IEXP-109094	$38.23
9280	05411	050.41174	2015.2016 K'	2604	2604	MEALS &ENT	201606	2016	Purchase Inv	Martin, Mark	IEXP-122586	06/28/2016	IEXP-122586	$170.75
9280	05411	050.41174	2015.2016 K'	2604	3306	MEALS &ENT	201606	2016	Purchase Inv	Connolly, Pa	IEXP-109095	06/08/2016	IEXP-109095	$435.50
9280	05411	050.46621	2017.2018.K'	2604	1117	MEALS &ENT	201804	2018	Purchase Inv	Gillham, Laur	IEXP-271859	03/28/2018	IEXP-271859	$33.98
9280	05411	050.46621	2017.2018.K'	2604	1129	MEALS &ENT	201803	2018	Purchase Inv	Stojak, Sarah	IEXP-271766	03/26/2018	IEXP-271766	$13.52
9280	05411	050.46621	2017.2018.K'	2604	1154	MEALS &ENT	201803	2018	Purchase Inv	Christian, Joe	IEXP-270834	03/12/2018	IEXP-270834	$37.33
9280	05411	050.46621	2017.2018.K'	2604	1154	MEALS &ENT	201803	2018	Purchase Inv	Taylor, Branr	IEXP-271768	03/26/2018	IEXP-271768	$193.77
9280	05411	050.46621	2017.2018.K'	2604	1154	MEALS &ENT	201804	2018	Purchase Inv	Christian, Joe	IEXP-272764	04/16/2018	IEXP-272764	$120.00
9280	05411	050.46621	2017.2018.K'	2604	1154	MEALS &ENT	201804	2018	Purchase Inv	Smith, Gary I	IEXP-271960	04/02/2018	IEXP-271960	$17.75
9280	05411	050.46621	2017.2018.K'	2604	1154	MEALS &ENT	201804	2018	Purchase Inv	Waller, Greg	IEXP-271767	03/26/2018	IEXP-271767	$46.09
9280	05411	050.46621	2017.2018.K'	2604	1501	MEALS &ENT	201803	2018	Purchase Inv	Frank, Kevin	IEXP-270843	03/13/2018	IEXP-270843	$67.70
9280	05411	050.46621	2017.2018.K'	2604	1501	MEALS &ENT	201804	2018	Purchase Inv	Bass, Shelly M	IEXP-271968	04/03/2018	IEXP-271968	$84.40
9280	05411	050.46621	2017.2018.K'	2604	2604	MEALS &ENT	201803	2018	Purchase Inv	Martin, Mark	IEXP-270805	03/15/2018	IEXP-270805	$104.53
9280	05411	050.46621	2017.2018.K'	2604	2604	MEALS &ENT	201803	2018	Purchase Inv	Martin, Mark	IEXP-271761	03/27/2018	IEXP-271761	$576.46
9280	05411	050.46621	2017.2018.K'	2604	3301	MEALS &ENT	201803	2018	Purchase Inv	Pleasant, Par	IEXP-270842	03/19/2018	IEXP-270842	$534.59
9280	05411	050.46621	2017.2018.K'	2604	3301	MEALS &ENT	201804	2018	Purchase Inv	Dobbs, Jay K	IEXP-271781	03/28/2018	IEXP-271781	$255.96
9280	05411	050.46621	2017.2018.K'	2604	3307	MEALS &ENT	201709	2017	Purchase Inv	Densman, Jo	IEXP-258538	09/12/2017	IEXP-258538	$26.37
9280	05411	050.46621	2017.2018.K'	2604	3315	MEALS &ENT	201803	2018	Purchase Inv	Smith, Grego	IEXP-271773	03/27/2018	IEXP-271773	$13.71
9280	05411	050.48687	2018.2019 K'	2604	1108	MEALS &ENT	201904	2019	Purchase Inv	Boyd, Derek	IEXP-288253	04/09/2019	IEXP-288253	$4.79
9280	05411	050.48687	2018.2019 K'	2604	1154	MEALS &ENT	201806	2018	Purchase Inv	Taylor, Branr	IEXP-274953	06/25/2018	IEXP-274953	$149.08
9280	05411	050.48687	2018.2019 K'	2604	1154	MEALS &ENT	201904	2019	Purchase Inv	Christian, Joe	IEXP-289953	04/24/2019	IEXP-289953	$211.96
9280	05411	050.48687	2018.2019 K'	2604	1154	MEALS &ENT	201904	2019	Purchase Inv	Smith, Gary I	IEXP-289957	04/24/2019	IEXP-289957	$7.73
9280	05411	050.48687	2018.2019 K'	2604	1154	MEALS &ENT	201904	2019	Purchase Inv	Story, Jennife	IEXP-288168	04/08/2019	IEXP-288168	$21.51
9280	05411	050.48687	2018.2019 K'	2604	1154	MEALS &ENT	201904	2019	Purchase Inv	Waller, Greg	IEXP-287959	04/04/2019	IEXP-287959	$61.14
9280	05411	050.48687	2018.2019 K'	2604	1229	MEALS &ENT	201905	2019	Purchase Inv	McDill, John	IEXP-291957	05/09/2019	IEXP-291957	$65.31
9280	05411	050.48687	2018.2019 K'	2604	1501	MEALS &ENT	201904	2019	Purchase Inv	Frank, Kevin	IEXP-288455	04/11/2019	IEXP-288455	$135.88
9280	05411	050.48687	2018.2019 K'	2604	2604	MEALS &ENT	201904	2019	Purchase Inv	Martin, Mark	IEXP-288158	04/08/2019	IEXP-288158	$150.00

9280	05411	050.48687	2018.2019 K'	2604	3301	MEALS &ENT	201904	2019	Purchase Inv	Dobbs, Jay (k	IEXP-287670	04/09/2019	IEXP-287670	$5.78
9280	05411	050.48687	2018.2019 K'	2604	3301	MEALS &ENT	201904	2019	Purchase Inv	Pleasant, Par	IEXP-288756	04/16/2019	IEXP-288756	$623.00
9280	05411	050.48687	2018.2019 K'	2604	3307	MEALS &ENT	201904	2019	Purchase Inv	Densman, Jo	IEXP-288154	04/08/2019	IEXP-288154	$46.09
9280	05411	050.48687	2018.2019 K'	2604	3333	MEALS &ENT	201904	2019	Purchase Inv	Taylor, Branr	IEXP-287964	04/04/2019	IEXP-287964	$305.61
9280	05411	050.55403	2020.2021.K'	2604	3305	MEALS &ENT	202201	2022	Purchase Inv	Austin, Timo	WEXP-00044	01/03/2022	.Business Me	$28.85
9280	05413	050.41174	2015.2016 K'	2604	1116	TRAVEL EXPE	201608	2016	Purchase Inv	McDonald, E	IEXP-134824	07/28/2016	IEXP-134824	$2,506.89
9280	05413	050.41174	2015.2016 K'	2604	1117	TRAVEL EXPE	201606	2016	Purchase Inv	Schneider, Ja	IEXP-107593	05/27/2016	IEXP-107593	$604.70
9280	05413	050.41174	2015.2016 K'	2604	1117	TRAVEL EXPE	201607	2016	Purchase Inv	Schneider, Ja	IEXP-133589	07/07/2016	IEXP-133589	$380.40
9280	05413	050.41174	2015.2016 K'	2604	1154	TRAVEL EXPE	201605	2016	Purchase Inv	Taylor, Branr	IEXP-107206	05/19/2016	IEXP-107206	$697.68
9280	05413	050.41174	2015.2016 K'	2604	1154	TRAVEL EXPE	201605	2016	Purchase Inv	Waller, Greg	IEXP-107197	05/18/2016	IEXP-107197	$1,068.29
9280	05413	050.41174	2015.2016 K'	2604	1154	TRAVEL EXPE	201606	2016	Purchase Inv	Taylor, Branr	IEXP-109487	06/10/2016	IEXP-109487	$265.79
9280	05413	050.41174	2015.2016 K'	2604	1154	TRAVEL EXPE	201606	2016	Purchase Inv	Waller, Greg	IEXP-120886	06/16/2016	IEXP-120886	$44.00
9280	05413	050.41174	2015.2016 K'	2604	1154	TRAVEL EXPE	201607	2016	Purchase Inv	Smith, Gary I	IEXP-123386	06/29/2016	IEXP-123386	$1,879.72
9280	05413	050.41174	2015.2016 K'	2604	1154	TRAVEL EXPE	201607	2016	Purchase Inv	Taylor, Branr	IEXP-125188	07/01/2016	IEXP-125188	$91.90
9280	05413	050.46621	2017.2018.K'	2604	1117	TRAVEL EXPE	201803	2018	Purchase Inv	Gillham, Laur	IEXP-270808	03/09/2018	IEXP-270808	$943.89
9280	05413	050.46621	2017.2018.K'	2604	1117	TRAVEL EXPE	201804	2018	Purchase Inv	Gillham, Laur	IEXP-271859	03/28/2018	IEXP-271859	$50.00
9280	05413	050.46621	2017.2018.K'	2604	1117	TRAVEL EXPE	201804	2018	Purchase Inv	Gillham, Laur	IEXP-271860	03/28/2018	IEXP-271860	$96.00
9280	05413	050.46621	2017.2018.K'	2604	1129	TRAVEL EXPE	201803	2018	Purchase Inv	Stojak, Sarah	IEXP-270574	02/28/2018	IEXP-270574	$817.26
9280	05413	050.46621	2017.2018.K'	2604	1129	TRAVEL EXPE	201803	2018	Purchase Inv	Stojak, Sarah	IEXP-271766	03/26/2018	IEXP-271766	$979.92
9280	05413	050.46621	2017.2018.K'	2604	1129	TRAVEL EXPE	201803	2018	Purchase Inv	Story, Jennife	IEXP-270810	03/09/2018	IEXP-270810	$760.53
9280	05413	050.46621	2017.2018.K'	2604	1129	TRAVEL EXPE	201803	2018	Purchase Inv	Story, Jennife	IEXP-271056	03/15/2018	IEXP-271056	$492.67
9280	05413	050.46621	2017.2018.K'	2604	1129	TRAVEL EXPE	201804	2018	Purchase Inv	Story, Jennife	IEXP-271778	03/27/2018	IEXP-271778	$167.79
9280	05413	050.46621	2017.2018.K'	2604	1154	TRAVEL EXPE	201802	2018	Purchase Inv	Taylor, Branr	IEXP-270053	02/16/2018	IEXP-270053	$802.47
9280	05413	050.46621	2017.2018.K'	2604	1154	TRAVEL EXPE	201803	2018	Purchase Inv	Christian, Joe	IEXP-270834	03/12/2018	IEXP-270834	$605.52
9280	05413	050.46621	2017.2018.K'	2604	1154	TRAVEL EXPE	201803	2018	Purchase Inv	Taylor, Branr	IEXP-270815	03/09/2018	IEXP-270815	$250.21
9280	05413	050.46621	2017.2018.K'	2604	1154	TRAVEL EXPE	201803	2018	Purchase Inv	Taylor, Branr	IEXP-270951	03/14/2018	IEXP-270951	$399.30
9280	05413	050.46621	2017.2018.K'	2604	1154	TRAVEL EXPE	201803	2018	Purchase Inv	Taylor, Branr	IEXP-271768	03/26/2018	IEXP-271768	$392.50
9280	05413	050.46621	2017.2018.K'	2604	1154	TRAVEL EXPE	201804	2018	Purchase Inv	Christian, Joe	IEXP-272764	04/16/2018	IEXP-272764	$854.69
9280	05413	050.46621	2017.2018.K'	2604	1154	TRAVEL EXPE	201804	2018	Purchase Inv	Smith, Gary I	IEXP-271960	04/02/2018	IEXP-271960	$870.11
9280	05413	050.46621	2017.2018.K'	2604	1154	TRAVEL EXPE	201804	2018	Purchase Inv	Waller, Greg	IEXP-271767	03/26/2018	IEXP-271767	$533.81
9280	05413	050.46621	2017.2018.K'	2604	1501	TRAVEL EXPE	201802	2018	Purchase Inv	Bass, Shelly M	IEXP-270150	02/19/2018	IEXP-270150	$373.04
9280	05413	050.46621	2017.2018.K'	2604	1501	TRAVEL EXPE	201803	2018	Purchase Inv	Bass, Shelly M	IEXP-270951	03/14/2018	IEXP-270951	$749.10
9280	05413	050.46621	2017.2018.K'	2604	1501	TRAVEL EXPE	201803	2018	Purchase Inv	Frank, Kevin	IEXP-270843	03/13/2018	IEXP-270843	$644.79
9280	05413	050.46621	2017.2018.K'	2604	1501	TRAVEL EXPE	201804	2018	Purchase Inv	Bass, Shelly M	IEXP-270951	03/14/2018	IEXP-270951	($24.00)
9280	05413	050.46621	2017.2018.K'	2604	1501	TRAVEL EXPE	201804	2018	Purchase Inv	Bass, Shelly M	IEXP-271968	04/03/2018	IEXP-271968	$263.40
9280	05413	050.46621	2017.2018.K'	2604	2604	TRAVEL EXPE	201803	2018	Purchase Inv	Martin, Mark	IEXP-270805	03/15/2018	IEXP-270805	$21.36
9280	05413	050.46621	2017.2018.K'	2604	3315	TRAVEL EXPE	201803	2018	Purchase Inv	Smith, Grego	IEXP-271773	03/27/2018	IEXP-271773	$27.00
9280	05413	050.48687	2018.2019 K'	2604	1108	TRAVEL EXPE	201904	2019	Purchase Inv	Boyd, Derek	IEXP-288253	04/09/2019	IEXP-288253	$905.37
9280	05413	050.48687	2018.2019 K'	2604	1117	TRAVEL EXPE	201903	2019	Purchase Inv	Gillham, Laur	IEXP-287015	03/15/2019	IEXP-287015	$534.10
9280	05413	050.48687	2018.2019 K'	2604	1117	TRAVEL EXPE	201904	2019	Purchase Inv	Gillham, Laur	IEXP-288257	04/09/2019	IEXP-288257	$48.00
9280	05413	050.48687	2018.2019 K'	2604	1154	TRAVEL EXPE	201806	2018	Purchase Inv	Johnson, Joh	IEXP-274960	06/25/2018	IEXP-274960	$358.40
9280	05413	050.48687	2018.2019 K'	2604	1154	TRAVEL EXPE	201806	2018	Purchase Inv	Taylor, Branr	IEXP-274953	06/25/2018	IEXP-274953	$126.60
9280	05413	050.48687	2018.2019 K'	2604	1154	TRAVEL EXPE	201903	2019	Purchase Inv	Waller, Greg	IEXP-287376	03/21/2019	IEXP-287376	$908.70
9280	05413	050.48687	2018.2019 K'	2604	1154	TRAVEL EXPE	201904	2019	Purchase Inv	Christian, Joe	IEXP-289953	04/24/2019	IEXP-289953	$634.96
9280	05413	050.48687	2018.2019 K'	2604	1154	TRAVEL EXPE	201904	2019	Purchase Inv	Smith, Gary I	IEXP-289957	04/24/2019	IEXP-289957	$677.63
9280	05413	050.48687	2018.2019 K'	2604	1154	TRAVEL EXPE	201904	2019	Purchase Inv	Story, Jennife	IEXP-288168	04/08/2019	IEXP-288168	$1,436.80
9280	05413	050.48687	2018.2019 K'	2604	1154	TRAVEL EXPE	201904	2019	Purchase Inv	Waller, Greg	IEXP-287959	04/04/2019	IEXP-287959	$193.26
9280	05413	050.48687	2018.2019 K'	2604	1229	TRAVEL EXPE	201905	2019	Purchase Inv	McDill, John	IEXP-291957	05/09/2019	IEXP-291957	$826.06
9280	05413	050.48687	2018.2019 K'	2604	1501	TRAVEL EXPE	201904	2019	Purchase Inv	Frank, Kevin	IEXP-288455	04/11/2019	IEXP-288455	$1,085.76
9280	05413	050.48687	2018.2019 K'	2604	1501	TRAVEL EXPE	201905	2019	Purchase Inv	Frank, Kevin	IEXP-295056	05/30/2019	IEXP-295056	$59.68
9280	05413	050.55403	2020.2021.K'	2604	1154	TRAVEL EXPE	202112	2022	Purchase Inv	Christian, Joe	WEXP-00043	12/14/2021	Airfare Case	$417.80
9280	05413	050.55403	2020.2021.K'	2604	3301	TRAVEL EXPE	202104	2021	Purchase Inv	Dobbs, Jay (k	WEXP-00036	04/07/2021	Mileage Trav	$206.08
9280	05413	050.55403	2020.2021.K'	2604	3301	TRAVEL EXPE	202109	2021	Purchase Inv	Dobbs, Jay (k	WEXP-00036	04/07/2021	Mileage Trav	($206.08)
9280	05413	050.55403	2020.2021.K'	2604	3301	TRAVEL EXPE	202109	2021	Purchase Inv	Dobbs, Jay (k	WEXP-00036	04/07/2021	Preparation	$206.08
9280	05414	050.41174	2015.2016 K'	2604	1154	LODGINGS	201606	2016	Purchase Inv	Waller, Greg	IEXP-120886	06/16/2016	IEXP-120886	$256.78
9280	05414	050.41174	2015.2016 K'	2604	1154	LODGINGS	201607	2016	Purchase Inv	Smith, Gary I	IEXP-123386	06/29/2016	IEXP-123386	$321.63
9280	05414	050.41174	2015.2016 K'	2604	1154	LODGINGS	201607	2016	Purchase Inv	Taylor, Branr	IEXP-125188	07/01/2016	IEXP-125188	$146.31
9280	05414	050.41174	2015.2016 K'	2604	1154	LODGINGS	201607	2016	Purchase Inv	Waller, Greg	IEXP-133386	07/06/2016	IEXP-133386	$140.64
9280	05414	050.41174	2015.2016 K'	2604	2604	LODGINGS	201606	2016	Purchase Inv	Martin, Mark	IEXP-109094	06/09/2016	IEXP-109094	$1,272.17
9280	05414	050.41174	2015.2016 K'	2604	2604	LODGINGS	201606	2016	Purchase Inv	Martin, Mark	IEXP-122586	06/28/2016	IEXP-122586	$146.31
9280	05414	050.46621	2017.2018.K'	2604	1117	LODGINGS	201803	2018	Purchase Inv	Gillham, Laur	IEXP-270808	03/09/2018	IEXP-270808	$198.15
9280	05414	050.46621	2017.2018.K'	2604	1117	LODGINGS	201804	2018	Purchase Inv	Gillham, Laur	IEXP-271859	03/28/2018	IEXP-271859	$421.92
9280	05414	050.46621	2017.2018.K'	2604	1129	LODGINGS	201803	2018	Purchase Inv	Stojak, Sarah	IEXP-271766	03/26/2018	IEXP-271766	$708.03
9280	05414	050.46621	2017.2018.K'	2604	1129	LODGINGS	201803	2018	Purchase Inv	Story, Jennife	IEXP-270810	03/09/2018	IEXP-270810	$572.22
9280	05414	050.46621	2017.2018.K'	2604	1129	LODGINGS	201804	2018	Purchase Inv	Story, Jennife	IEXP-271778	03/27/2018	IEXP-271778	$562.56
9280	05414	050.46621	2017.2018.K'	2604	1154	LODGINGS	201803	2018	Purchase Inv	Christian, Joe	IEXP-270834	03/12/2018	IEXP-270834	$403.34
9280	05414	050.46621	2017.2018.K'	2604	1154	LODGINGS	201803	2018	Purchase Inv	Taylor, Branr	IEXP-270815	03/09/2018	IEXP-270815	$572.22
9280	05414	050.46621	2017.2018.K'	2604	1154	LODGINGS	201803	2018	Purchase Inv	Taylor, Branr	IEXP-271768	03/26/2018	IEXP-271768	$562.56
9280	05414	050.46621	2017.2018.K'	2604	1154	LODGINGS	201804	2018	Purchase Inv	Christian, Joe	IEXP-272764	04/16/2018	IEXP-272764	$421.92
9280	05414	050.46621	2017.2018.K'	2604	1154	LODGINGS	201804	2018	Purchase Inv	Smith, Gary I	IEXP-271960	04/02/2018	IEXP-271960	$708.03
9280	05414	050.46621	2017.2018.K'	2604	1154	LODGINGS	201804	2018	Purchase Inv	Waller, Greg	IEXP-271767	03/26/2018	IEXP-271767	$823.02
9280	05414	050.46621	2017.2018.K'	2604	1501	LODGINGS	201803	2018	Purchase Inv	Frank, Kevin	IEXP-270843	03/13/2018	IEXP-270843	$1,098.50
9280	05414	050.46621	2017.2018.K'	2604	2604	LODGINGS	201803	2018	Purchase Inv	Martin, Mark	IEXP-270805	03/15/2018	IEXP-270805	$429.90
9280	05414	050.46621	2017.2018.K'	2604	2604	LODGINGS	201803	2018	Purchase Inv	Martin, Mark	IEXP-271761	03/27/2018	IEXP-271761	$1,211.56
9280	05414	050.46621	2017.2018.K'	2604	3301	LODGINGS	201804	2018	Purchase Inv	Dobbs, Jay K	IEXP-271781	03/28/2018	IEXP-271781	$281.28
9280	05414	050.46621	2017.2018.K'	2604	3315	LODGINGS	201803	2018	Purchase Inv	Smith, Grego	IEXP-271773	03/27/2018	IEXP-271773	$562.56
9280	05414	050.48687	2018.2019 K'	2604	1108	LODGINGS	201904	2019	Purchase Inv	Boyd, Derek	IEXP-288253	04/09/2019	IEXP-288253	$140.64
9280	05414	050.48687	2018.2019 K'	2604	1117	LODGINGS	201904	2019	Purchase Inv	Gillham, Laur	IEXP-288257	04/09/2019	IEXP-288257	$140.64
9280	05414	050.48687	2018.2019 K'	2604	1154	LODGINGS	201806	2018	Purchase Inv	Johnson, Joh	IEXP-274960	06/25/2018	IEXP-274960	$154.25
9280	05414	050.48687	2018.2019 K'	2604	1154	LODGINGS	201806	2018	Purchase Inv	Taylor, Branr	IEXP-274953	06/25/2018	IEXP-274953	$338.00
9280	05414	050.48687	2018.2019 K'	2604	1154	LODGINGS	201904	2019	Purchase Inv	Christian, Joe	IEXP-289953	04/24/2019	IEXP-289953	$792.50
9280	05414	050.48687	2018.2019 K'	2604	1154	LODGINGS	201904	2019	Purchase Inv	Smith, Gary I	IEXP-289957	04/24/2019	IEXP-289957	$281.28
9280	05414	050.48687	2018.2019 K'	2604	1154	LODGINGS	201904	2019	Purchase Inv	Story, Jennife	IEXP-288168	04/08/2019	IEXP-288168	$1,169.68
9280	05414	050.48687	2018.2019 K'	2604	1154	LODGINGS	201904	2019	Purchase Inv	Waller, Greg	IEXP-287959	04/04/2019	IEXP-287959	$626.38
9280	05414	050.48687	2018.2019 K'	2604	1229	LODGINGS	201905	2019	Purchase Inv	McDill, John	IEXP-291957	05/09/2019	IEXP-291957	$140.64
9280	05414	050.48687	2018.2019 K'	2604	1501	LODGINGS	201904	2019	Purchase Inv	Frank, Kevin	IEXP-288455	04/11/2019	IEXP-288455	$1,860.90
9280	05414	050.48687	2018.2019 K'	2604	2604	LODGINGS	201904	2019	Purchase Inv	Martin, Mark	IEXP-287666	03/29/2019	IEXP-287666	$386.06
9280	05414	050.48687	2018.2019 K'	2604	2604	LODGINGS	201904	2019	Purchase Inv	Martin, Mark	IEXP-288158	04/08/2019	IEXP-288158	$1,193.84
9280	05414	050.48687	2018.2019 K'	2604	3301	LODGINGS	201904	2019	Purchase Inv	Dobbs, Jay (k	IEXP-287670	04/09/2019	IEXP-287670	$281.28
9280	05414	050.48687	2018.2019 K'	2604	3307	LODGINGS	201904	2019	Purchase Inv	Densman, Jo	IEXP-288154	04/08/2019	IEXP-288154	$421.92
9280	05414	050.48687	2018.2019 K'	2604	3333	LODGINGS	201904	2019	Purchase Inv	Taylor, Branr	IEXP-287964	04/04/2019	IEXP-287964	$421.92
9280	05419	050.41174	2015.2016 K'	2604	1117	PERSONAL VI	201607	2016	Purchase Inv	Schneider, Ja	IEXP-133589	07/07/2016	IEXP-133589	$18.68
9280	05419	050.41174	2015.2016 K'	2604	1154	PERSONAL VI	201607	2016	Purchase Inv	Taylor, Branr	IEXP-125188	07/01/2016	IEXP-125188	$22.14
9280	05419	050.41174	2015.2016 K'	2604	2604	OTHER EMPL	201606	2016	Purchase Inv	Martin, Mark	IEXP-109094	06/09/2016	IEXP-109094	$217.47
9280	05419	050.41174	2015.2016 K'	2604	2604	OTHER EMPL	201606	2016	Purchase Inv	Martin, Mark	IEXP-122586	06/28/2016	IEXP-122586	$379.02
9280	05419	050.41174	2015.2016 K'	2604	2604	PERSONAL VI	201606	2016	Purchase Inv	Martin, Mark	IEXP-109094	06/09/2016	IEXP-109094	$194.40

9280	05419	050.41174	2015.2016 K'	2604	2604	PERSONAL VI	201606	2016	Purchase Inv	Martin, Mark	IEXP-122586	06/28/2016	IEXP-122586	$210.60
9280	05419	050.46621	2017.2018.K'	2604	1129	OTHER EMPL	201804	2018	Purchase Inv	Story, Jennife	IEXP-271778	03/27/2018	IEXP-271778	$170.52
9280	05419	050.46621	2017.2018.K'	2604	1501	OTHER EMPL	201803	2018	Purchase Inv	Bass, Shelly M	IEXP-270951	03/14/2018	IEXP-270951	$25.00
9280	05419	050.46621	2017.2018.K'	2604	1501	OTHER EMPL	201804	2018	Purchase Inv	Bass, Shelly M	IEXP-270951	03/14/2018	IEXP-270951	($25.00)
9280	05419	050.46621	2017.2018.K'	2604	1501	PERSONAL VI	201803	2018	Purchase Inv	Frank, Kevin	IEXP-270843	03/13/2018	IEXP-270843	$19.62
9280	05419	050.46621	2017.2018.K'	2604	2604	OTHER EMPL	201803	2018	Purchase Inv	Martin, Mark	IEXP-271761	03/27/2018	IEXP-271761	$199.97
9280	05419	050.46621	2017.2018.K'	2604	2604	PERSONAL VI	201803	2018	Purchase Inv	Martin, Mark	IEXP-270805	03/15/2018	IEXP-270805	$184.21
9280	05419	050.46621	2017.2018.K'	2604	3301	OTHER EMPL	201804	2018	Purchase Inv	Dobbs, Jay K	IEXP-271781	03/28/2018	IEXP-271781	$57.88
9280	05419	050.46621	2017.2018.K'	2604	3301	PERSONAL VI	201804	2018	Purchase Inv	Dobbs, Jay K	IEXP-271781	03/28/2018	IEXP-271781	$445.81
9280	05419	050.48687	2018.2019 K'	2604	1108	OTHER EMPL	201904	2019	Purchase Inv	Boyd, Derek	IEXP-288253	04/09/2019	IEXP-288253	$86.81
9280	05419	050.48687	2018.2019 K'	2604	1108	PERSONAL VI	201904	2019	Purchase Inv	Boyd, Derek	IEXP-288253	04/09/2019	IEXP-288253	$20.88
9280	05419	050.48687	2018.2019 K'	2604	1501	OTHER EMPL	201904	2019	Purchase Inv	Frank, Kevin	IEXP-288455	04/11/2019	IEXP-288455	$121.44
9280	05419	050.48687	2018.2019 K'	2604	2604	OTHER EMPL	201904	2019	Purchase Inv	Martin, Mark	IEXP-287666	03/29/2019	IEXP-287666	$283.34
9280	05419	050.48687	2018.2019 K'	2604	2604	OTHER EMPL	201904	2019	Purchase Inv	Martin, Mark	IEXP-288158	04/08/2019	IEXP-288158	$105.32
9280	05419	050.48687	2018.2019 K'	2604	2604	PERSONAL VI	201904	2019	Purchase Inv	Martin, Mark	IEXP-287666	03/29/2019	IEXP-287666	$196.04
9280	05419	050.48687	2018.2019 K'	2604	2604	PERSONAL VI	201904	2019	Purchase Inv	Martin, Mark	IEXP-288158	04/08/2019	IEXP-288158	$214.60
9280	05419	050.48687	2018.2019 K'	2604	2732	OTHER EMPL	201904	2019	Purchase Inv	Benningfield,	IEXP-287675	03/29/2019	IEXP-287675	$225.19
9280	05419	050.48687	2018.2019 K'	2604	3301	OTHER EMPL	201904	2019	Purchase Inv	Dobbs, Jay (K	IEXP-287670	04/09/2019	IEXP-287670	$1,820.47
9280	05419	050.48687	2018.2019 K'	2604	3301	PERSONAL VI	201904	2019	Purchase Inv	Dobbs, Jay (K	IEXP-287670	04/09/2019	IEXP-287670	$324.22
9280	05419	050.48687	2018.2019 K'	2604	3307	OTHER EMPL	201904	2019	Purchase Inv	Densman, Jo	IEXP-288154	04/08/2019	IEXP-288154	$17.72
9280	05419	050.48687	2018.2019 K'	2604	3307	PERSONAL VI	201904	2019	Purchase Inv	Densman, Jo	IEXP-288154	04/08/2019	IEXP-288154	$267.96
9280	05419	050.55403	2020.2021.K'	2604	1150	OTHER EMPL	202109	2021	Purchase Inv	Densman, Jo	WEXP-00041	09/27/2021	Legal Kentuc	$12.00
9280	05419	050.55403	2020.2021.K'	2604	1150	OTHER EMPL	202109	2021	Purchase Inv	Densman, Jo	WEXP-00041	09/27/2021	Legal Kentuc	$12.00
9280	05419	050.55403	2020.2021.K'	2604	1150	OTHER EMPL	202112	2022	Purchase Inv	Densman, Jo	WEXP-00043	11/24/2021	Printing/Slide	$20.42
9280	05419	050.55403	2020.2021.K'	2604	1150	OTHER EMPL	202201	2022	Purchase Inv	Densman, Jo	WEXP-00044	12/27/2021	Office Suppli	$6.00
9280	05419	050.55403	2020.2021.K'	2604	1150	OTHER EMPL	202201	2022	Purchase Inv	Densman, Jo	WEXP-00044	01/09/2022	Office Suppli	$6.00
9280	06111	050.41174	2015.2016 K'	2604	2604	CONSULTING	201603	2016	Purchase Inv	ALLIANCE CO	150104	01/31/2015	Coding corr p	$9,751.20
9280	06111	050.41174	2015.2016 K'	2604	2604	CONSULTING	201603	2016	Purchase Inv	ALLIANCE CO	150204	02/28/2015	Coding corr p	$754.80
9280	06111	050.41174	2015.2016 K'	2604	2604	CONTRACTO	201510	2016	Purchase Inv	ALLIANCE CO	150902	09/30/2015		$1,320.90
9280	06111	050.41174	2015.2016 K'	2604	2604	CONTRACTO	201511	2016	Purchase Inv	ALLIANCE CO	151003	10/31/2015		$1,096.50
9280	06111	050.41174	2015.2016 K'	2604	2604	CONTRACTO	201511	2016	Purchase Inv	VANDER WEI	34299	11/18/2015		$11,262.50
9280	06111	050.41174	2015.2016 K'	2604	2604	CONTRACTO	201512	2016	Purchase Inv	ALLIANCE CO	151104	11/30/2015		$188.70
9280	06111	050.41174	2015.2016 K'	2604	2604	CONTRACTO	201512	2016	Purchase Inv	RAAB PAUL H	KENTUCKY_1	12/01/2015		$10,947.00
9280	06111	050.41174	2015.2016 K'	2604	2604	CONTRACTO	201601	2016	Purchase Inv	ALLIANCE CO	151103	11/30/2015	Coding corr p	$795.60
9280	06111	050.41174	2015.2016 K'	2604	2604	CONTRACTO	201601	2016	Purchase Inv	ALLIANCE CO	151104	11/30/2015		($188.70)
9280	06111	050.41174	2015.2016 K'	2604	2604	CONTRACTO	201602	2016	Purchase Inv	ALLIANCE CO	160103	01/31/2016		$1,193.40
9280	06111	050.41174	2015.2016 K'	2604	2604	CONTRACTO	201603	2016	Purchase Inv	ALLIANCE CO	160201	02/29/2016		$387.60
9280	06111	050.41174	2015.2016 K'	2604	2604	CONTRACTO	201604	2016	Purchase Inv	ALLIANCE CO	160302	03/31/2016		$869.55
9280	06111	050.41174	2015.2016 K'	2604	2604	CONTRACTO	201604	2016	Purchase Inv	RAAB PAUL H	KENTUCKY_0	04/01/2016		$1,803.00
9280	06111	050.41174	2015.2016 K'	2604	2604	CONTRACTO	201606	2016	Purchase Inv	VANDER WEI	34313	06/17/2016		$14,237.50
9280	06111	050.41174	2015.2016 K'	2604	2604	CONTRACTO	201607	2016	Purchase Inv	ALLIANCE CO	160604	06/30/2016		$4,470.87
9280	06111	050.41174	2015.2016 K'	2604	2604	CONTRACTO	201607	2016	Purchase Inv	RAAB PAUL H	KENTUCKY_0	07/01/2016		$4,247.00
9280	06111	050.41174	2015.2016 K'	2604	2604	CONTRACTO	201607	2016	Purchase Inv	VANDER WEI	34325	07/05/2016		$4,558.26
9280	06111	050.41174	2015.2016 K'	2604	2604	CONTRACTO	201609	2016	Purchase Inv	ALLIANCE CO	160806	08/31/2016		$2,170.05
9280	06111	050.46621	2017.2018.K'	2604	2604	CONSULTING	201802	2018	Purchase Inv	ALLIANCE CO	180103	01/31/2018	Contract Lab	$4,574.70
9280	06111	050.46621	2017.2018.K'	2604	2604	CONSULTING	201804	2018	Purchase Inv	ALLIANCE CO	180203	02/28/2018		$9,661.95
9280	06111	050.46621	2017.2018.K'	2604	2604	CONSULTING	201804	2018	Purchase Inv	ALLIANCE CO	180303	03/31/2018	Contract Lab	$8,827.00
9280	06111	050.46621	2017.2018.K'	2604	2604	CONTRACTO	201710	2018	Purchase Inv	RAAB PAUL H	KENTUCKY_1	10/01/2017		$13,650.00
9280	06111	050.46621	2017.2018.K'	2604	2604	CONTRACTO	201711	2018	Purchase Inv	VANDER WEI	34350	10/27/2017		$16,200.00
9280	06111	050.48687	2018.2019 K'	2604	2604	CONSULTING	201806	2018	Purchase Inv	ALLIANCE CO	180502	05/31/2018	Contract Lab	$2,187.90
9280	06111	050.48687	2018.2019 K'	2604	2604	CONSULTING	201806	2018	Purchase Inv	ALLIANCE CO	180503	05/31/2018	Contract Lab	$198.90
9280	06111	050.48687	2018.2019 K'	2604	2604	CONSULTING	201807	2018	Purchase Inv	ALLIANCE CO	180602	06/30/2018	Consulting	$10,506.90
9280	06111	050.48687	2018.2019 K'	2604	2604	CONSULTING	201807	2018	Purchase Inv	ALLIANCE CO	180603	06/30/2018	Consulting	$3,552.15
9280	06111	050.48687	2018.2019 K'	2604	2604	CONSULTING	201808	2018	Purchase Inv	ALLIANCE CO	180702	07/31/2018		$4,773.60
9280	06111	050.48687	2018.2019 K'	2604	2604	CONSULTING	201808	2018	Purchase Inv	ALLIANCE CO	180703	07/31/2018		$994.50
9280	06111	050.48687	2018.2019 K'	2604	2604	CONSULTING	201809	2018	Purchase Inv	ALLIANCE CO	180801	08/31/2018		$16,103.25
9280	06111	050.48687	2018.2019 K'	2604	2604	CONSULTING	201809	2018	Purchase Inv	ALLIANCE CO	180802	08/31/2018		$8,254.35
9280	06111	050.48687	2018.2019 K'	2604	2604	CONSULTING	201810	2019	Purchase Inv	ALLIANCE CO	180902	09/30/2018		$3,432.30
9280	06111	050.48687	2018.2019 K'	2604	2604	CONSULTING	201810	2019	Purchase Inv	ALLIANCE CO	180903	09/30/2018		$1,976.25
9280	06111	050.48687	2018.2019 K'	2604	2604	CONSULTING	201810	2019	Purchase Inv	RAAB PAUL H	KENTUCKY_1	10/01/2018		$12,350.00
9280	06111	050.48687	2018.2019 K'	2604	2604	CONSULTING	201811	2019	Purchase Inv	VANDER WEI	34375	11/09/2018		$15,525.00
9280	06111	050.48687	2018.2019 K'	2604	2604	CONSULTING	201901	2019	Purchase Inv	ALLIANCE CO	181102	11/30/2018		$696.15
9280	06111	050.48687	2018.2019 K'	2604	2604	CONSULTING	201901	2019	Purchase Inv	ALLIANCE CO	181202	12/31/2018		$2,547.45
9280	06111	050.48687	2018.2019 K'	2604	2604	CONSULTING	201901	2019	Purchase Inv	RAAB PAUL H	KENTUCKY_1	12/01/2018		$975.00
9280	06111	050.48687	2018.2019 K'	2604	2604	CONSULTING	201903	2019	Purchase Inv	ALLIANCE CO	190101	01/31/2019		$6,196.50
9280	06111	050.48687	2018.2019 K'	2604	2604	CONSULTING	201903	2019	Purchase Inv	ALLIANCE CO	190102	01/31/2019		$1,078.65
9280	06111	050.48687	2018.2019 K'	2604	2604	CONSULTING	201903	2019	Purchase Inv	ALLIANCE CO	190203	02/28/2019		$3,878.55
9280	06111	050.48687	2018.2019 K'	2604	2604	CONSULTING	201904	2019	Purchase Inv	ALLIANCE CO	190302	03/31/2019		$10,859.43
9280	06111	050.48687	2018.2019 K'	2604	2604	CONSULTING	201904	2019	Purchase Inv	ALLIANCE CO	190303	03/31/2019		$994.50
9280	06111	050.48687	2018.2019 K'	2604	2604	CONSULTING	201904	2019	Purchase Inv	VANDER WEI	34383	04/23/2019	Rate Case Inv	$30,331.94
9280	06111	050.48687	2018.2019 K'	2604	2604	CONSULTING	201904	2019	Purchase Inv	WILLIS TOWE	1501408333	04/26/2019		$643.75
9280	06111	050.48687	2018.2019 K'	2604	2604	CONSULTING	201905	2019	Purchase Inv	ALLIANCE CO	190403	04/30/2019		$629.00
9280	06111	050.48687	2018.2019 K'	2604	2604	CONSULTING	201905	2019	Purchase Inv	RAAB PAUL H	KENTUCKY_0	05/01/2019		$9,665.00
9280	06111	050.48687	2018.2019 K'	2604	2604	CONSULTING	201906	2019	Purchase Inv	ALLIANCE CO	190502	05/31/2019		$2,585.70
9280	06111	050.48687	2018.2019 K'	2604	2604	CONSULTING	201906	2019	Purchase Inv	ALLIANCE CO	190503	05/31/2019		$994.50
9280	06111	050.51658	2019.2020.K'	2604	2604	CONSULTING	201908	2019	Purchase Inv	ALLIANCE CO	190602	06/30/2019		$1,093.95
9280	06111	050.51658	2019.2020.K'	2604	2604	CONSULTING	202001	2020	Purchase Inv	ALLIANCE CO	191103	11/30/2019		$4,674.15
9280	06111	050.51658	2019.2020.K'	2604	2604	CONSULTING	202003	2020	Purchase Inv	ALLIANCE CO	200102	01/31/2020	Consulting	$3,082.95
9280	06111	050.51658	2019.2020.K'	2604	2604	CONSULTING	202004	2020	Purchase Inv	ALLIANCE CO	200304	03/31/2020		$795.60
9280	06111	050.51658	2019.2020.K'	2604	2604	CONSULTING	202005	2020	Purchase Inv	ALLIANCE CO	200404	04/30/2020		$1,193.40
9280	06111	050.51658	2019.2020.K'	2604	2604	CONSULTING	202007	2020	Purchase Inv	ALLIANCE CO	200604	06/30/2020		$596.70
9280	06111	050.51658	2019.2020.K'	2604	2604	CONSULTING	202008	2020	Purchase Inv	ALLIANCE CO	200705	07/31/2020		$6,961.50
9280	06111	050.55403	2020.2021.K'	2604	2604	CONSULTING	202011	2021	Purchase Inv	ALLIANCE CO	201003	10/31/2020		$1,093.95
9280	06111	050.55403	2020.2021.K'	2604	2604	CONSULTING	202012	2021	Purchase Inv	ALLIANCE CO	201103	11/30/2020		$4,176.90
9280	06111	050.55403	2020.2021.K'	2604	2604	CONSULTING	202101	2021	Purchase Inv	ALLIANCE CO	201203	12/31/2020		$2,983.50
9280	06111	050.55403	2020.2021.K'	2604	2604	CONSULTING	202102	2021	Purchase Inv	ALLIANCE CO	210103	01/31/2021		$5,469.75
9280	06111	050.55403	2020.2021.K'	2604	2604	CONSULTING	202103	2021	Purchase Inv	ALLIANCE CO	210203	02/28/2021		$6,200.33
9280	06111	050.55403	2020.2021.K'	2604	2604	CONSULTING	202104	2021	Purchase Inv	ALLIANCE CO	2'I0305	03/31/2021		$2,254.20
9280	06111	050.55403	2020.2021.K'	2604	2604	CONSULTING	202105	2021	Purchase Inv	ALLIANCE CO	210402	04/30/2021		$1,099.05
9280	06111	050.55403	2020.2021.K'	2604	2604	CONSULTING	202106	2021	Purchase Inv	ALLIANCE CO	210503	05/31/2021		$4,296.75
9280	06111	050.55403	2020.2021.K'	2604	2604	CONSULTING	202107	2021	Purchase Inv	ALLIANCE CO	210602	06/30/2021		$336.60
9280	06111	050.55403	2020.2021.K'	2604	2604	CONSULTING	202107	2021	Purchase Inv	RAAB PAUL H	I07012107KY	07/01/2021		$11,700.00
9280	06111	050.55403	2020.2021.K'	2604	2604	CONSULTING	202107	2021	Purchase Inv	WILLIS TOWE	1501411354	07/19/2021		$6,413.18
9280	06111	050.55403	2020.2021.K'	2604	2604	CONSULTING	202108	2021	Purchase Inv	SCOTTMADD	019391	07/28/2021		$24,295.00
9280	06111	050.55403	2020.2021.K'	2604	2604	CONSULTING	202109	2021	Purchase Inv	ALLIANCE CO	210802	08/01/2021		$1,621.80
9280	06111	050.55403	2020.2021.K'	2604	2604	CONSULTING	202109	2021	Purchase Inv	RAAB PAUL H	INV090121	09/01/2021		$1,625.00

9280	06111	050.55403	2020.2021.K'	2604	2604	CONSULTING	202201	2022	Purchase Inv	ALLIANCE CO 210902	09/30/2021	$275.40
9280	06111	050.55403	2020.2021.K'	2604	2604	CONSULTING	202201	2022	Purchase Inv	ALLIANCE CO 211201	12/31/2021	$1,239.30
9280	06111	050.55403	2020.2021.K'	2604	2604	CONSULTING	202201	2022	Purchase Inv	RAAB PAUL H INV010122	01/01/2022	$2,600.00
9280	06111	050.55403	2020.2021.K'	2604	2604	CONSULTING	202201	2022	Purchase Inv	SCOTTMADD 019725	09/27/2021	PROFESSION. $4,140.00
9280	06111	050.55403	2020.2021.K'	2604	2604	CONSULTING	202201	2022	Purchase Inv	SCOTTMADD 019925	10/28/2021	PROFESSION. $7,442.50
9280	06111	050.55403	2020.2021.K'	2604	2604	CONSULTING	202201	2022	Purchase Inv	SCOTTMADD 020069	11/22/2021	PROFESSION. $24,482.50
9280	06111	050.55403	2020.2021.K'	2604	2604	CONSULTING	202202	2022	Purchase Inv	SCOTTMADD 020272	12/23/2021	$17,751.25
9280	06111	050.55403	2020.2021.K'	2604	2604	CONSULTING	202202	2022	Purchase Inv	SCOTTMADD 020350	01/20/2022	$14,502.50
9280	06111	050.55403	2020.2021.K'	2604	2604	CONSULTING	202203	2022	Purchase Inv	SCOTTMADD 020565	02/25/2022	$1,207.50
9280	06111	050.55403	2020.2021.K'	2604	2604	CONSULTING	202207	2022	Purchase Inv	ALLIANCE CO 220604	06/30/2022	$3,071.50
9280	06111	050.55403	2020.2021.K'	2604	2604	CONTRACTO	202112	2022	Purchase Inv	KENTUCKY PI 21121AA0	12/06/2021	$1,044.91
9280	06121	050.41174	2015.2016 K'	2604	2604	LEGAL	201601	2016	Purchase Inv	JOHN N HUG 12-10-2015	12/10/2015	$17,986.50
9280	06121	050.41174	2015.2016 K'	2604	2604	LEGAL	201601	2016	Purchase Inv	WILSON HUT 12-14-2015	12/14/2015	$8,134.50
9280	06121	050.41174	2015.2016 K'	2604	2604	LEGAL	201603	2016	Purchase Inv	JOHN N HUG 031016	03/10/2016	$17,230.50
9280	06121	050.41174	2015.2016 K'	2604	2604	LEGAL	201603	2016	Purchase Inv	WILSON HUT 03-15-2016	03/15/2016	$7,647.75
9280	06121	050.41174	2015.2016 K'	2604	2604	LEGAL	201608	2016	Purchase Inv	JOHN N HUG 070116	07/01/2016	$46,100.50
9280	06121	050.41174	2015.2016 K'	2604	2604	LEGAL	201608	2016	Purchase Inv	WILSON HUT 07-01-2016-:	07/01/2016	$27,187.06
9280	06121	050.55403	2020.2021.K'	2604	2604	LEGAL	202109	2021	Purchase Inv	JOHN N HUG 091521	09/03/2021	Kentucky 20: $5,425.00
9280	06121	050.55403	2020.2021.K'	2604	2604	LEGAL	202109	2021	Purchase Inv	JOHN N HUG 092021	09/15/2021	Kentucky 20: $38,500.00
9280	06121	050.55403	2020.2021.K'	2604	2604	LEGAL	202109	2021	Purchase Inv	WILSON HUT 09-22-2021	09/22/2021	Kentucky 20: $13,347.00
9280	06121	050.55403	2020.2021.K'	2604	2604	LEGAL	202110	2022	Purchase Inv	JOHN N HUG 091521	09/03/2021	Kentucky 20: ($5,425.00)
9280	06121	050.55403	2020.2021.K'	2604	2604	LEGAL	202203	2022	Purchase Inv	JOHN N HUG 02 22	02/22/2022	Kentucky 20: $39,725.00
9280	06121	050.55403	2020.2021.K'	2604	2604	LEGAL	202203	2022	Purchase Inv	WILSON HUT 02-15-2022	02/15/2022	Kentucky 20: $22,350.00
9280	07590	050.41174	2015.2016 K'	2604	2604	MISCELLANE	201512	2016	Purchase Inv	KENTUCKY PI 15122AA0	12/16/2015	##########
9280	07590	050.41174	2015.2016 K'	2604	2604	MISCELLANE	201603	2016	Purchase Inv	KENTUCKY PI 16013AA1	01/26/2016	$18,338.88
9280	07590	050.41174	2015.2016 K'	2604	2604	MISCELLANE	201605	2016	Purchase Inv	KENTUCKY PI 16062AA0	05/23/2016	$1,295.77
9280	07590	050.46621	2017.2018.K'	2604	2604	MISCELLANE	201711	2018	Purchase Inv	KENTUCKY PI 17103AA0	10/31/2017	Sabrix Tax Ex $5,239.20
9280	07590	050.46621	2017.2018.K'	2604	2604	MISCELLANE	201711	2018	Purchase Inv	KENTUCKY PI 17103AA0	10/31/2017	$87,319.92
9280	07590	050.46621	2017.2018.K'	2604	2604	MISCELLANE	201801	2018	Purchase Inv	KENTUCKY PI 17103AA0	10/31/2017	Sabrix Revers ($5,239.20)
9280	07590	050.46621	2017.2018.K'	2604	2604	MISCELLANE	201803	2018	Purchase Inv	KENTUCKY PI 18032AAO	03/15/2018	$1,067.66
9280	07590	050.46621	2017.2018.K'	2604	2604	MISCELLANE	201805	2018	Purchase Inv	RAAB PAUL H KENTUCKY_0	04/01/2018	PROFESSION. $1,625.00
9280	07590	050.48687	2018.2019 K'	2604	2604	MISCELLANE	201810	2019	Purchase Inv	KENTUCKY PI 18103AAO	10/22/2018	$88,197.93
9280	07590	050.48687	2018.2019 K'	2604	2604	MISCELLANE	201903	2019	Purchase Inv	KENTUCKY PI 19033AA1	03/22/2019	$1,141.09

Atmos Energy Corporation, Kentucky/Mid-States Division
Kentucky Jurisdiction Case No. 2024-00276
Comparative Income Statement
Base Period: Twelve Months Ended December 31, 2024
Forecasted Test Period: Twelve Months Ended March 31, 2026

Data:___X____Base Period___X____Forecasted Period
Type of Filing:___X____Original_____Updated _____Revised
Workpaper Reference No(s)._____

FR 16(8)(i)1
Schedule I
Witness: Wiebe, Waller, Troup

	Most Recent Five Calendar Years (000s)					Base Year (000s)	Test Year (000s)	Fiscal Year (000s)		
	2019	2020	2021	2022	2023	12/31/2024	3/31/2026	2026	2027	2028
INCOME STATEMENT	$	$	$	$	$	$	$		$	$
Operating Revenues										
Gas service revenue	157,506	134,242	152,334	209,580	170,002	132,800	166,825	168,083	170,687	170,237
Transportation	18,325	17,180	18,499	20,214	20,703	21,749	20,571	17,453	17,453	17,453
Other revenue	1,878	2,087	136	211	26	256	426	3,550	3,556	3,556
Total Operating Revenues	177,709	153,508	170,969	230,005	190,732	154,805	187,822	189,085	191,696	191,245
Purchase gas	83,689	59,996	75,839	131,387	89,605	52,987	87,641	88,874	91,415	90,903
Gross Profit	94,020	93,513	95,130	98,619	101,126	101,819	100,181	100,212	100,281	100,342
Operating Expenses										
Direct O&M	18,981	15,673	19,495	17,205	17,558	17,683	15,067	21,186	21,882	22,658
Allocated O&M	12,487	12,950	13,806	12,755	13,458	15,854	18,251	15,597	16,110	16,681
Depreciation & amortization	20,423	20,485	21,285	19,950	19,462	19,916	22,028	23,309	26,684	30,972
Taxes - other than income	8,673	9,401	10,421	10,661	10,667	12,842	13,804	14,412	16,062	17,030
Total Operating Expenses	60,563	58,510	65,007	60,571	61,145	66,295	69,151	74,504	80,738	87,341
Operating income(loss)	33,457	35,003	30,123	38,047	39,981	35,524	31,030	25,708	19,543	13,001
Other income										
Interest Income	31	39	55	179	240	240	240	240	240	240
Performance based rates	3,425	3,359	1,485	4,846	3,354	3,354	3,000	3,000	3,000	3,000
Donations	(477)	(817)	(944)	(986)	(1,031)	(1,031)	(1,031)	(1,031)	(1,031)	(1,031)
Other Income	647	(106)	44	332	(183)	(183)	(183)	(183)	(183)	(183)
Total other income	3,627	2,476	641	4,371	2,381	2,381	2,026	2,026	2,026	2,026
Interest Charges										
Total interest charges	9,456	9,366	9,702	10,833	10,253	9,867	10,240	11,222	12,056	12,885
Income Before Taxes	27,628	28,113	21,061	31,586	32,109	28,037	22,816	16,512	9,513	2,142
Provision for income taxes	6,288	3,380	3,870	5,163	607	6,995	5,693	4,120	2,373	535
Net Income	21,340	24,732	17,191	26,424	31,502	21,042	17,124	12,392	7,139	1,608

Atmos Energy Corporation, Kentucky/Mid-States Division
Kentucky Jurisdiction Case No. 2024-00276
Revenue Statistics
Base Period: Twelve Months Ended December 31, 2024
Forecasted Test Period: Twelve Months Ended March 31, 2026

Data:___X____Base Period___X____Forecasted Period
Type of Filing:___X_____Original_____Updated
Workpaper Reference No(s)._____

FR 16(8)(i)2
Schedule I
Witness: Wiebe, Troup

Line No.	Description	Most Recent Five Calendar Years 2019	2020	2021	2022	2023	Base Period 12/31/2024	Forecasted Period 3/31/2026	2026	2027	2028
1	Revenue by Customer Class:										
2	Residential	$ 97,529,079	$ 88,021,107	$ 97,682,349	$ 134,142,107	$ 100,075,448	$ 83,250,290	$ 103,051,755	$ 103,672,727	$ 105,137,090	$ 104,815,041
3	Commercial	43,100,803	35,926,642	43,001,906	58,232,724	55,242,802	40,102,483	51,443,822	51,926,638	52,839,457	52,778,411
4	Industrial	9,909,683	4,916,762	5,316,142	8,450,852	6,550,741	4,039,149	5,130,632	5,214,769	5,315,173	5,281,062
5	Public Authority & Other	6,966,725	5,377,006	6,333,612	8,754,196	8,132,819	5,408,351	7,198,509	7,268,771	7,394,870	7,362,028
6	Unbilled										
7											
8	Total	$ 157,506,291	$134,241,517	$ 152,334,010	$ 209,579,879	$ 170,001,810	$ 132,800,273	$ 166,824,719	$ 168,082,905	$ 170,686,589	$ 170,236,542
9											
10	Number of Customer by Class:										
11	Residential	158,011	159,525	160,539	160,766	160,394	160,460	160,460	160,460	160,460	160,460
12	Commercial	17,719	18,098	18,160	18,175	18,262	18,314	18,401	18,426	18,476	18,526
13	Industrial	222	224	223	217	217	216	216	216	216	216
14	Public Authority & Other	1,537	1,533	1,529	1,520	1,508	1,502	1,502	1,502	1,502	1,502
15											
16	Total	177,488	179,380	180,451	180,677	180,381	180,492	180,579	180,604	180,654	180,704
17											
18	Average Revenue per Class:										
19	Residential	$ 617	$ 552	$ 608	$ 834	$ 624	$ 519	$ 642	$ 646	$ 655	$ 653
20	Commercial	2,432	1,985	2,368	3,204	3,025	2,190	2,796	2,818	2,860	2,849
21	Industrial	44,722	21,942	23,821	39,004	30,211	18,664	23,707	24,096	24,560	24,402
22	Public Authority & Other	4,534	3,507	4,142	5,760	5,392	3,602	4,794	4,841	4,925	4,903

(1) Unbilled Revenue is not included in the appropriate customer class.

Atmos Energy Corporation, Kentucky/Mid-States Division
Kentucky Jurisdiction Case No. 2024-00276
SALES STATISTICS
Base Period: Twelve Months Ended December 31, 2024
Forecasted Test Period: Twelve Months Ended March 31, 2026

Data:___X____Base Period___X____Forecasted Period
Type of Filing:___X_____Original_____Updated
Workpaper Reference NO(S)._____

FR 16(8)(i)3
Schedule I
Witness: Wiebe, Troup

Line No.	Description	Most Recent Five Calendar Years 2019	2020	2021	2022	2023	Base Period 12/31/2024	Forecasted Period 3/31/2026	2026	2027	2028
		Mcf	Mcf	Mcf	Mcf		Mcf	Mcf	Mcf	Mcf	Mcf
1	Sales by Customer Class:										
2	Residential	9,772,864	9,443,234	9,292,340	10,696,568	7,934,228	9,938,593	9,938,593	9,938,593	9,938,593	9,938,593
3	Commercial	5,129,772	4,677,889	5,253,754	5,199,932	4,873,727	5,586,229	5,614,138	5,617,967	5,633,206	5,648,444
4	Industrial	1,997,154	1,175,062	948,854	1,048,616	823,444	825,382	825,382	825,382	825,382	825,382
5	Public Authority & Other	956,098	838,414	910,621	891,723	818,992	915,391	915,391	915,391	915,391	915,391
6	Unbilled										
7											
8	Total	17,855,887	16,134,599	16,405,570	17,836,839	14,450,392	17,265,595	17,293,505	17,297,333	17,312,572	17,327,810
9											
10	Number of Customer by Class:										
11	Residential	158,011	159,525	160,539	160,766	160,394	160,460	160,460	160,460	160,460	160,460
12	Commercial	17,719	18,098	18,160	18,175	18,262	18,314	18,401	18,426	18,476	18,526
13	Industrial	222	224	223	217	217	216	216	216	216	216
14	Public Authority & Other	1,537	1,533	1,529	1,520	1,508	1,502	1,502	1,502	1,502	1,502
15											
16	Total	177,488	179,380	180,451	180,677	180,381	180,492	180,579	180,604	180,654	180,704
17											
18	Average Volume per Class:										
19	Residential	62	59	58	67	49	62	62	62	62	62
20	Commercial	290	258	289	286	267	305	305	305	305	305
21	Industrial	9,013	5,244	4,252	4,840	3,798	3,814	3,814	3,814	3,814	3,814
22	Public Authority & Other	622	547	596	587	543	610	610	610	610	610

Atmos Energy Corporation, Kentucky/Mid-States Division
Kentucky Jurisdiction Case No. 2024-00276
Comparative Financial Data
Base Period: Twelve Months Ended December 31, 2023
Forecasted Test Period: Twelve Months Ended March 31, 2026
and 10 Most Recent Calendar Years

Data:__X___Base Period___X___Forecasted Period
Type of Filing:___X____Original_____Updated _____Revised
Workpaper Reference No(s)._____

FR 16(8)(k)
Schedule K
Witness: Faulk, Troup, Waller

Line No.	Description	Forecasted Period	Base Period	Most Recent Ten Calendar Years - as Reported 2023	2022	2021	2020	2019	2018	2017	2016	2015	2014
1	Plant Data: ($000)												
2	Plant in Service by functional class:												
3	Intangible Plant	775	775	128	128	128	128	128	128	128	128	128	128
4	Production & Gathering Plant	0	0	0	0	0	0	0	0	0	0	0	636
5	Underground Storage	38,354	35,937	20,622	14,924	14,473	14,473	14,471	13,328	13,329	12,454	11,560	10,792
6	Transmission Plant	33,508	33,508	33,159	33,198	33,001	33,149	32,817	31,462	31,784	31,814	31,808	31,877
7	Distribution Plant	841,696	815,056	829,749	771,670	752,511	693,559	666,530	573,567	517,179	472,849	413,302	381,623
8	General Plant	50,288	45,753	24,307	23,484	25,021	24,782	23,892	22,758	21,675	21,271	18,126	16,683
9	Acquisition Adjustments			3,279	3,279	3,279	3,279	3,279	3,279	3,279	3,279	3,279	3,279
10													
11	Gross Plant	964,620	931,029	911,244	846,683	828,413	769,370	741,117	644,522	587,374	541,795	478,203	445,018
12	Less: Accumulated depreciation	225,030	204,758	174,869	153,918	182,190	178,144	176,418	178,946	175,150	167,228	165,298	160,839
13	Net plant in Service	739,590	726,271	736,375	692,765	646,223	591,226	564,699	465,576	412,224	374,567	312,905	284,179
14													
15	Construction Work in Progress	0	0	6,973	9,205	12,491	6,625	6,557	42,150	32,838	10,146	26,310	12,708
16													
17	Total CWIP	0	0	6,973	9,205	12,491	6,625	6,557	42,150	32,838	10,146	26,310	12,708
18													
19	Total	739,590	726,271	743,348	701,970	658,714	597,851	571,256	507,726	445,062	384,713	339,215	296,887
20													
21	% of Construction financed internally	0.00%	0.00%	0.00%	0.00%	0.00%	0.00%	0.00%	0.00%	0.00%	0.00%	0.00%	0.00%
22													
23													
24	Capital structure: **(Total Company)**												
25	(based on year-end accounts))												
26	Short-term debt ($000)	37,867	37,867	241,933	184,967	0	0	464,915	575,780	447,745	829,811	457,927	196,695
27	Long-term debt ($000)	7,790,898	7,213,975	6,555,701	7,962,104	7,330,657	4,531,944	3,529,452	3,068,665	3,067,045	2,438,779	2,437,515	2,455,986
28	Preferred stock ($000)			0	0	0	0	0	0	0	0	0	0
29	Common equity ($000)	12,183,077	11,296,404	10,870,064	9,419,091	7,906,889	6,791,203	5,750,223	4,769,951	3,898,666	3,463,059	3,194,797	3,086,232
30													
31	Total	20,011,842	18,548,247	17,667,698	17,566,162	15,237,546	11,323,147	9,744,590	8,414,396	7,413,456	6,731,649	6,090,239	5,738,913

Atmos Energy Corporation, Kentucky/Mid-States Division
Kentucky Jurisdiction Case No. 2024-00276
Comparative Financial Data
Base Period: Twelve Months Ended December 31, 2023
Forecasted Test Period: Twelve Months Ended March 31, 2026
and 10 Most Recent Calendar Years

Data:__X___Base Period___X___Forecasted Period
Type of Filing:___X____Original_____Updated _____Revised
Workpaper Reference No(s)._____

FR 16(8)(k)
Schedule K
Witness: Faulk, Troup, Waller

Line No.	Description	Forecasted Period	Base Period	Most Recent Ten Calendar Years - as Reported 2023	2022	2021	2020	2019	2018	2017	2016	2015	2014
32													
33	Condensed Income Statement data: ($000)												
34	Operating Revenues	187,822	154,805	190,732	230,005	170,969	153,508	177,709	180,854	164,102	147,431	170,468	196,882
35	Operating Expenses (excludes Federal												
36	and State Taxes, includes gas cost)	156,792	119,282	150,750	191,958	140,846	118,505	144,252	145,817	124,455	113,447	141,526	166,452
37	State Income Tax (current))												
38	Federal Income Tax (current)												
39	Federal and State Income Tax - net	5,693	6,995	607	5,163	3,870	3,380	6,288	8,861	9,697	9,516	9,884	9,672
40	Investment tax credits												
41	Operating Income	25,338	28,529	39,375	32,885	26,253	31,623	27,168	26,177	29,950	24,468	19,058	20,758
42	AFUDC	0	0	908	1,212	685	615	1,513	1,239	379	179	182	139
43	Other Income net	2,026	2,381	763	2,213	(548)	1,418	867	942	2,135	1,908	1,881	1,880
44	Income available for fixed charges	27,364	30,909	41,046	36,310	26,390	33,656	29,548	28,358	32,464	26,555	21,121	22,777
45	Interest charges	10,240	9,867	9,544	9,886	9,199	8,924	8,208	8,022	8,009	7,377	6,744	6,419
46	Net Income	17,124	21,042	31,502	26,424	17,191	24,732	21,340	20,336	24,455	19,178	14,377	16,358
47	Preferred dividends accrual	N/A	N/A	N/A	N/A	N/A	N/A	N/A	N/A	N/A	N/A	N/A	N/A
48	Earnings available for common equity	17,124	21,042	31,502	26,424	17,191	24,732	21,340	20,336	24,455	19,178	14,377	16,358
49													
50	AFUDC - % of Net Income	0.00%	0.00%	2.88%	4.59%	3.98%	2.49%	7.09%	6.09%	1.55%	0.93%	1.27%	0.85%
51	AFUDC - % of earnings available for												
52	common equity	0.00%	0.00%	2.88%	4.59%	3.98%	2.49%	7.09%	6.09%	1.55%	0.93%	1.27%	0.85%
53													
54													
55													
56	Costs of Capital												
57	Embedded cost of short-term debt (%)	17.14%	17.14%	9.35%	29.54%	53.98%	22.46%	8.06%	3.40%	1.68%	1.12%	1.09%	1.49%
58	Embedded cost of long-term debt (%)	4.11%	3.97%	3.61%	3.16%	3.15%	4.26%	4.69%	5.19%	5.45%	5.89%	5.90%	6.03%
59	Embedded cost of preferred stock (%)	N/A	N/A	N/A	N/A	N/A	N/A	N/A	N/A	N/A	N/A	N/A	N/A
60													
61	Fixed Charge Coverage: (1)												
62	Pre-Tax Interest Coverage	3.23	3.84	7.45	8.25	9.40	8.90	6.98	6.14	5.85	5.72	5.26	4.69
63	Pre-Tax Interest Coverage (Excluding AFUDC)	3.23	3.84	8.28	9.29	10.81	9.84	7.30	6.73	6.03	5.74	5.28	4.70
64	After Tax Interest Coverage	2.67	3.13	6.71	7.58	7.80	7.34	5.69	6.07	4.06	3.24	3.71	3.24
65	SEC Coverage (3)	N/A	N/A	N/A	N/A	N/A	N/A	N/A	N/A	5.45	5.16	4.77	4.11
66	After Tax Interest Coverage (Excluding AFUDC)	2.67	3.13	7.45	8.53	8.97	8.12	5.96	6.65	4.18	4.07	3.73	3.25
67	Indenture Provision Coverage	N/A	N/A	N/A	N/A	N/A	N/A	N/A	N/A	N/A	N/A	N/A	N/A
68	After Tax Fixed Charge Coverage (3)	N/A	N/A	N/A	N/A	N/A	N/A	N/A	N/A	3.81	3.64	3.32	3.02
69													
70	Stock and Bond Ratings: (1)												
71	Moody's Bond Rating	N/A	N/A	A1	A1	A1	A1	A2	A2	A2	A2	A2	A2
72	S&P Bond Rating	N/A	N/A	A-	A-	A-	A1	A	A	A	A	A-	A-
73	Moody's Preferred Stock Rating	N/A	N/A	N/A	N/A	N/A	N/A	N/A	N/A	N/A	N/A	N/A	N/A
74	S&P Preferred Stock Rating	N/A	N/A	N/A	N/A	N/A	N/A	N/A	N/A	N/A	N/A	N/A	N/A

Atmos Energy Corporation, Kentucky/Mid-States Division
Kentucky Jurisdiction Case No. 2024-00276
Comparative Financial Data
Base Period: Twelve Months Ended December 31, 2023
Forecasted Test Period: Twelve Months Ended March 31, 2026
and 10 Most Recent Calendar Years

Data:__X___Base Period___X___Forecasted Period
Type of Filing:___X____Original_____Updated _____Revised
Workpaper Reference No(s)._____

FR 16(8)(k)
Schedule K
Witness: Faulk, Troup, Waller

Line No.	Description	Forecasted Period	Base Period	Most Recent Ten Calendar Years - as Reported 2023	2022	2021	2020	2019	2018	2017	2016	2015	2014
75													
76	Common Stock Related Data: (1)												
77	Shares Outstanding Year End (000)	N/A	N/A	148,493	140,897	132,420	125,882	119,339	111,274	106,105	103,931	101,479	100,388
78	Shares Outstanding - Weighted	N/A	N/A										
79	Average (Monthly) (000)	N/A	N/A	145,166	138,096	129,834	122,872	117,461	111,012	106,100	103,524	101,892	97,608
80	Earnings Per Share - Weighted Avg. ($)	N/A	N/A	6.10	5.60	5.12	4.89	4.35	5.43	3.73	3.38	3.09	2.96
81	Dividends Paid Per Share ($)	N/A	N/A	2.96	2.72	2.50	2.30	2.10	1.94	1.80	1.68	1.56	1.48
82	Dividends Declared Per Share ($)	N/A	N/A	2.96	2.72	2.50	2.30	2.10	1.94	1.80	1.68	1.56	1.48
83	Dividend Payout Ratio (Declared	N/A	N/A										
84	Basis) (%)	N/A	N/A	49%	49%	49%	47%	48%	36%	48%	50%	50%	50%
85	Market Price - High (Low)	N/A	N/A										
86	1st Quarter - High ($)	N/A	N/A	114.90	110.12	92.04	111.58	99.50	92.29	74.73	64.25	58.08	47.06
87	1st Quarter - Low ($)	N/A	N/A	112.56	107.90	89.98	107.73	89.33	84.41	68.96	57.82	47.35	41.08
88	2nd Quarter - High ($)	N/A	N/A	116.70	115.75	101.02	102.55	103.72	85.89	80.40	74.33	58.81	48.01
89	2nd Quarter - Low ($)	N/A	N/A	114.66	113.43	99.55	99.28	89.85	78.03	73.21	61.74	52.02	44.19
90	3rd Quarter - High ($)	N/A	N/A	117.70	115.62	97.52	100.82	107.93	90.53	85.54	81.32	56.41	53.40
91	3rd Quarter - Low ($)	N/A	N/A	115.87	113.54	95.96	98.97	99.07	82.68	78.90	70.60	51.28	46.94
92	4th Quarter - High ($)	N/A	N/A	112.67	111.01	95.54	97.65	114.65	94.77	88.69	81.16	58.18	52.68
93	4th Quarter - Low ($)	N/A	N/A	110.74	108.70	93.79	95.45	105.27	89.81	82.42	71.88	51.48	47.01
94	Book Amount Per Share (Year-end) ($)	N/A	N/A	74.88	68.21	60.90	55.27	48.95	42.97	36.75	33.45	31.35	31.62
95													
96	(1) Based on fiscal year-end of parent company												
97													
98	Rate of Return Measures (1)												
99	Return On Common Equity (Average)	2.7%	3.6%	8.7%	8.9%	9.1%	9.6%	9.7%	13.9%	10.8%	10.4%	9.7%	10.2%
100	Return On Total Capital (Average)	2.8%	3.4%	5.0%	4.7%	5.0%	5.7%	5.6%	7.6%	5.6%	5.4%	5.2%	5.2%
101	Return On Net Plant in Service (Average)	3.4%	3.9%	4.8%	4.8%	4.7%	4.8%	4.6%	6.1%	4.5%	4.4%	4.3%	4.5%
102													
103	Other Financial and Operating Data:												
104	Mix of Sales: (MMcf)												
105	Residential	9,939	9,939	8,150	10,367	9,461	9,389	9,887	10,416	8,724	9,094	9,826	11,729
106	Commercial	5,614	5,586	4,702	5,466	5,118	4,748	5,105	5,346	4,575	4,538	4,845	5,650
107	Industrial	825	825	812	1,064	949	1,139	1,919	1,286	1,517	1,048	693	810
108	Public authority & Other Sales	915	915	786	940	878	859	945	994	859	916	1,025	1,234
109	Unbilled	0	0										
110	Total Mix of Sales	17,294	17,266	14,450	17,837	16,406	16,135	17,856	18,042	15,675	15,596	16,389	19,423
111													
112	Mix of Fuel: (MMcf)												
113		0	0	0	0	0	0	0	0	0	0	0	0
114	Other	17,622	17,594	15,377	18,507	16,891	16,316	18,979	21,324	18,606	15,417	18,606	21,324
115													
116	Total MIX of Fuel (2)	17,622	17,594	15,377	18,507	16,891	16,316	18,979	21,324	18,606	15,417	18,606	21,324
117													
118	Composite Depreciation Rate	2.18%	2.20%	1.96%	2.18%	2.42%	2.46%	2.60%	3.06%	3.10%	3.31%	3.63%	3.47%

(1) Based on fiscal year-end of parent company, except for Base Period & Test Period which are based on Atmos Energy Corporation, Kentucky. Return calculations cannot be used for revenue requirement purposes
(2) Kentucky gas purchases.
(3) No longer required to provide Computation of Earnings to Fixed charges in SEC filings.
(4) The high cost of short-term debt for 2020 is due to fixed commitment fees and low short-term borrowings.

Effective October 1, 2023
ATMOS ENERGY CORPORATION
Allocation of Atmos Corporate (Co. # 10) Cost Based on 12 Month Period Ended 9/30/23

											Follows planning and budgeting OH cap rate /reporting company hierarchy				
			30	**60**	**20**	**20**	**50**	**70**	**80**	**180**	**220**	**232**	**233**	**303**	**312**
ALL COMPANIES														303/234/231/236	312/221/237/302/306
A. Composite Allocation Factor:		Total	West Tex Div	CO/KS Div	LA Div 007	LA Div 077	Kentucky/ MidStates Div	Mississippi Div	Mid-Tex Div	Atmos P/L	**AELIG**	**UCGS-Barnsley**	**WKGS-E.Diamond**	**TLGP Rollup**	**Holding Rollup**
Gross Direct PP&E	$	**22,193,333,978**	1,486,022,704	942,787,207		1,635,556,907	1,905,675,223	1,198,494,628	9,401,118,962	5,556,555,135	5,174,282	13,058,627	16,617,198	32,220,736	52,369
Average Number of Customers	#	**3,349,562**	317,188	270,532		361,942	364,995	249,428	1,784,960	293	218	-	-	6	-
Total O&M Expense *	$	**583,390,525**	39,961,803	35,737,713		38,928,875	46,118,707	39,279,343	208,717,061	171,814,702	984,095	206,246	206,565	1,429,320	6,095
(* w/o Allocation)															
Total Composite Factor															
Gross Direct PP&E	%	**100.00%**	**6.69%**	**4.25%**	**0.00%**	**7.37%**	**8.59%**	**5.40%**	**42.36%**	**25.04%**	**0.02%**	**0.06%**	**0.07%**	**0.15%**	**0.00%**
Average Number of Customers	%	**100.00%**	**9.45%**	**8.08%**	**0.00%**	**10.81%**	**10.90%**	**7.45%**	**53.29%**	**0.01%**	**0.01%**	**0.00%**	**0.00%**	**0.00%**	**0.00%**
Total O&M Expense	%	**100.00%**	**6.83%**	**6.13%**	**0.00%**	**6.67%**	**7.91%**	**6.73%**	**35.78%**	**29.45%**	**0.17%**	**0.04%**	**0.04%**	**0.25%**	**0.00%**
Total Composite Factor for FY 2024	%	**100.00%**	**7.66%**	**6.15%**	**0.00%**	**8.28%**	**9.13%**	**6.53%**	**43.81%**	**18.17%**	**0.07%**	**0.03%**	**0.04%**	**0.13%**	**0.00%**

UTILITY ONLY									
Gross Direct PP&E	$	**16,569,655,631**	1,486,022,704	942,787,207	-	1,635,556,907	1,905,675,223	1,198,494,628	9,401,118,962
Average Number of Customers	#	**3,349,045**	317,188	270,532	-	361,942	364,995	249,428	1,784,960
Total O&M Expense *	$	**408,743,502**	39,961,803	35,737,713	-	38,928,875	46,118,707	39,279,343	208,717,061
(* w/o Allocation)									
Gross Direct PP&E	%	**100.00%**	**8.97%**	**5.69%**	**0.00%**	**9.87%**	**11.50%**	**7.23%**	**56.74%**
Average Number of Customers	%	**100.00%**	**9.46%**	**8.08%**	**0.00%**	**10.81%**	**10.90%**	**7.45%**	**53.30%**
Total O&M Expense	%	**100.00%**	**9.79%**	**8.74%**	**0.00%**	**9.52%**	**11.28%**	**9.61%**	**51.06%**
Total Composite Factor for FY 2024	%	**100.00%**	**9.40%**	**7.50%**	**0.00%**	**10.07%**	**11.23%**	**8.10%**	**53.70%**

REGULATED ONLY										
Gross Direct PP&E	$	**22,126,210,766**	1,486,022,704	942,787,207	-	1,635,556,907	1,905,675,223	1,198,494,628	9,401,118,962	5,556,555,135
Average Number of Customers	#	**3,349,338**	317,188	270,532	-	361,942	364,995	249,428	1,784,960	293
Total O&M Expense *	$	**580,558,203**	39,961,803	35,737,713	-	38,928,875	46,118,707	39,279,343	208,717,061	171,814,702
(* w/o Allocation)										
Gross Direct PP&E	%	**100.00%**	**6.72%**	**4.26%**	**0.00%**	**7.39%**	**8.61%**	**5.42%**	**42.49%**	**25.11%**
Average Number of Customers	%	**100.00%**	**9.46%**	**8.08%**	**0.00%**	**10.81%**	**10.90%**	**7.45%**	**53.29%**	**0.01%**
Total O&M Expense	%	**100.00%**	**6.88%**	**6.16%**	**0.00%**	**6.71%**	**7.94%**	**6.77%**	**35.95%**	**29.59%**
Total Composite Factor for FY 2024	%	**100.00%**	**7.68%**	**6.17%**	**0.00%**	**8.30%**	**9.15%**	**6.55%**	**43.91%**	**18.24%**

Allocation of Atmos Corporate (Co. # 10) Cost Based on 12 Month Period Ended 9/30/23

Follows planning and budgeting OH cap rate /reporting company hierarchy

			30	60	20	20	50	70	80	180	220	232	233	303	312
REGULATED AND 303 (TLGP)															
Gross Direct PP&E	$	**22,158,431,502**	1,486,022,704	942,787,207	-	1,635,556,907	1,905,675,223	1,198,494,628	9,401,118,962	5,556,555,135				32,220,736	
Average Number of Customers	#	**3,349,344**	317,188	270,532	-	361,942	364,995	249,428	1,784,960	293				6	
Total O&M Expense *	$	**581,987,524**	39,961,803	35,737,713	-	38,928,875	46,118,707	39,279,343	208,717,061	171,814,702				1,429,320	
(* w/o Allocation)															
Gross Direct PP&E	%	**100.00%**	**6.70%**	**4.25%**	**0.00%**	**7.38%**	**8.60%**	**5.41%**	**42.43%**	**25.08%**				**0.15%**	
Average Number of Customers	%	**100.00%**	**9.46%**	**8.08%**	**0.00%**	**10.81%**	**10.90%**	**7.45%**	**53.29%**	**0.01%**				**0.00%**	
Total O&M Expense	%	**100.00%**	**6.87%**	**6.14%**	**0.00%**	**6.69%**	**7.92%**	**6.75%**	**35.86%**	**29.52%**				**0.25%**	
Total Composite Factor for FY 2024	%	**100.00%**	**7.68%**	**6.16%**	**0.00%**	**8.29%**	**9.14%**	**6.54%**	**43.86%**	**18.20%**				**0.13%**	
WT MS COKS															
Gross Direct PP&E	$	**3,627,304,539**	1,486,022,704	942,787,207				1,198,494,628							
Average Number of Customers	#	**837,148**	317,188	270,532				249,428							
Total O&M Expense *	$	**114,978,859**	39,961,803	35,737,713				39,279,343							
(* w/o Allocation)															
Gross Direct PP&E	%	**100.00%**	**40.97%**	**25.99%**				**33.04%**							
Average Number of Customers	%	**100.00%**	**37.89%**	**32.32%**				**29.79%**							
Total O&M Expense	%	**100.00%**	**34.76%**	**31.08%**				**34.16%**							
Total Composite Factor for FY 2024	%	**100.00%**	**37.87%**	**29.80%**				**32.33%**							
LA															
Gross Direct PP&E	$	**1,635,556,907**			-	1,635,556,907									
Average Number of Customers	#	**361,942**			-	361,942									
Total O&M Expense *	$	**38,928,875**			-	38,928,875									
(* w/o Allocation)															
Gross Direct PP&E	%	**100.00%**	**0.00%**	**0.00%**	**0.00%**	**100.00%**	**0.00%**	**0.00%**	**0.00%**	**0.00%**					
Average Number of Customers	%	**100.00%**	**0.00%**	**0.00%**	**0.00%**	**100.00%**	**0.00%**	**0.00%**	**0.00%**	**0.00%**					
Total O&M Expense	%	**100.00%**	**0.00%**	**0.00%**	**0.00%**	**100.00%**	**0.00%**	**0.00%**	**0.00%**	**0.00%**					
Total Composite Factor for FY 2024	%	**100.00%**	**0.00%**	**0.00%**	**0.00%**	**100.00%**	**0.00%**	**0.00%**	**0.00%**	**0.00%**					
Atmos 6															
Gross Direct PP&E	$	**7,168,536,668**	1,486,022,704	942,787,207	-	1,635,556,907	1,905,675,223	1,198,494,628							
Average Number of Customers	#	**1,564,085**	317,188	270,532	-	361,942	364,995	249,428							
Total O&M Expense *	$	**200,026,441**	39,961,803	35,737,713	-	38,928,875	46,118,707	39,279,343							
(* w/o Allocation)															
Gross Direct PP&E	%	**100.00%**	**20.73%**	**13.15%**	**0.00%**	**22.82%**	**26.58%**	**16.72%**							
Average Number of Customers	%	**100.00%**	**20.27%**	**17.30%**	**0.00%**	**23.14%**	**23.34%**	**15.95%**							
Total O&M Expense	%	**100.00%**	**19.97%**	**17.87%**	**0.00%**	**19.46%**	**23.06%**	**19.64%**							
Total Composite Factor for FY 2024	%	**100.00%**	**20.31%**	**16.11%**	**0.00%**	**21.81%**	**24.33%**	**17.44%**							
Texas only															
Gross Direct PP&E	$	**16,443,696,802**	1,486,022,704						9,401,118,962	5,556,555,135					
Average Number of Customers	#	**2,102,441**	317,188						1,784,960	293					
Total O&M Expense *	$	**420,493,565**	39,961,803						208,717,061	171,814,702					
(* w/o Allocation)															
Gross Direct PP&E	%	**100.00%**	**9.04%**						**57.17%**	**33.79%**					
Average Number of Customers	%	**100.00%**	**15.09%**						**84.90%**	**0.01%**					
Total O&M Expense	%	**100.00%**	**9.50%**						**49.64%**	**40.86%**					
Total Composite Factor for FY 2024	%	**100.00%**	**11.21%**						**63.90%**	**24.89%**					

WEST TEXAS and MID TEX

		Total	West Tex Div	CO/KS Div	LA Div 007	LA Div 077	Kentucky/ MidStates Div	Mississippi Div	Mid-Tex Div
Gross Direct PP&E	$	**10,887,141,667**	1,486,022,704						9,401,118,962
Average Number of Customers	#	**2,102,148**	317,188						1,784,960
Total O&M Expense *	$	**248,678,864**	39,961,803						208,717,061
(* w/o Allocation)									

Allocation of Atmos Corporate (Co. # 10) Cost Based on 12 Month Period Ended 9/30/23

Follows planning and budgeting OH cap rate /reporting company hierarchy

			30	60	20	20	50	70	80	180	220	232	233	303	312
Gross Direct PP&E	%	**100.00%**	**13.65%**	**0.00%**	**0.00%**	**0.00%**	**0.00%**	**0.00%**	**86.35%**						
Average Number of Customers	%	**100.00%**	**15.09%**	**0.00%**	**0.00%**	**0.00%**	**0.00%**	**0.00%**	**84.91%**						
Total O&M Expense	%	**100.00%**	**16.07%**	**0.00%**	**0.00%**	**0.00%**	**0.00%**	**0.00%**	**83.93%**						
Total Composite Factor for FY 2024	%	**100.00%**	**14.94%**	**0.00%**	**0.00%**	**0.00%**	**0.00%**	**0.00%**	**85.06%**						

Utilities + TLIG (No APT)

		Total	West Tex Div	CO/KS Div	LA Div 007	LA Div 077	Kentucky/ MidStates Div	Mississippi Div	Mid-Tex Div	
Gross Direct PP&E	$	**16,601,876,367**	1,486,022,704	942,787,207	-	1,635,556,907	1,905,675,223	1,198,494,628	9,401,118,962	32,220,736
Average Number of Customers	#	**3,349,051**	317,188	270,532	-	361,942	364,995	249,428	1,784,960	6
Total O&M Expense *	$	**410,172,822**	39,961,803	35,737,713	-	38,928,875	46,118,707	39,279,343	208,717,061	1,429,320
(* w/o Allocation)										
Gross Direct PP&E	%	**100.00%**	**10.38%**	**4.25%**	**0.00%**	**9.85%**	**11.48%**	**7.22%**	**56.63%**	**0.19%**
Average Number of Customers	%	**100.00%**	**9.46%**	**8.08%**	**0.00%**	**10.81%**	**10.90%**	**7.45%**	**53.30%**	**0.00%**
Total O&M Expense	%	**100.00%**	**9.74%**	**8.71%**	**0.00%**	**9.49%**	**11.24%**	**9.58%**	**50.89%**	**0.35%**
Total Composite Factor for FY 2024	%	**100.00%**	**9.86%**	**7.01%**	**0.00%**	**10.05%**	**11.21%**	**8.08%**	**53.61%**	**0.18%**

Allocation of Atmos Corporate (Co. # 10) Cost Based on 12 Month Period Ended 9/30/23

Follows planning and budgeting OH cap rate /reporting company hierarchy

COLORADO, LOUISIANA & MISSISSIPPI

A. Composite Allocation Factor:		Total	West Tex Div	CO/KS Div	LA Div 007	LA Div 077	Kentucky/ MidStates Div	Mississippi Div							
			30	**60**	**20**	**20**	**50**	**70**	**80**	**180**	**220**	**232**	**233**	**303**	**312**
Gross Direct PP&E	$	**3,776,838,741**		942,787,207	-	1,635,556,907		1,198,494,628							
Average Number of Customers	#	**881,902**		270,532	-	361,942		249,428							
Total O&M Expense *	$	**113,945,931**		35,737,713	-	38,928,875		39,279,343							
(* w/o Allocation)															
Gross Direct PP&E	%	**100.00%**	**0.00%**	**24.97%**	**0.00%**	**43.30%**	**0.00%**	**31.73%**							
Average Number of Customers	%	**100.00%**	**0.00%**	**30.68%**	**0.00%**	**41.04%**	**0.00%**	**28.28%**							
Total O&M Expense	%	**100.00%**	**0.00%**	**31.37%**	**0.00%**	**34.16%**	**0.00%**	**34.47%**							
Total Composite Factor for FY 2024	%	**100.00%**	**0.00%**	**28.61%**	**0.00%**	**39.50%**	**0.00%**	**31.89%**							

Atmos 6 + TLGP (No APT or MidTex)

		Total	West Tex Div	CO/KS Div	LA Div 007	LA Div 077	Kentucky/ MidStates Div	Mississippi Div							
Gross Direct PP&E	$	**7,200,757,404**	1,486,022,704	942,787,207	-	1,635,556,907	1,905,675,223	1,198,494,628						32,220,736	
Average Number of Customers	#	**1,564,091**	317,188	270,532	-	361,942	364,995	249,428						6	
Total O&M Expense *	$	**201,455,761**	39,961,803	35,737,713	-	38,928,875	46,118,707	39,279,343						1,429,320	
(* w/o Allocation)															
Gross Direct PP&E	%	**100.00%**	**20.65%**	**13.09%**	**0.00%**	**22.71%**	**26.46%**	**16.64%**						**0.45%**	
Average Number of Customers	%	**100.00%**	**20.27%**	**17.30%**	**0.00%**	**23.14%**	**23.34%**	**15.95%**						**0.00%**	
Total O&M Expense	%	**100.00%**	**19.84%**	**17.74%**	**0.00%**	**19.32%**	**22.89%**	**19.50%**						**0.71%**	
Total Composite Factor for FY 2024	%	**100.00%**	**20.26%**	**16.04%**	**0.00%**	**21.72%**	**24.23%**	**17.36%**						**0.39%**	

APT & TLGP for CC1155 only

		Total													
Gross Direct PP&E	$	**5,588,775,871**								5,556,555,135				32,220,736	
Average Number of Customers	#	**299**								293				6	
Total O&M Expense *	$	**173,244,022**								171,814,702				1,429,320	
(* w/o Allocation)															
Gross Direct PP&E	%	**100.00%**								**99.42%**				**0.58%**	
Average Number of Customers	%	**100.00%**								**97.99%**				**2.01%**	
Total O&M Expense	%	**100.00%**								**99.17%**				**0.83%**	
Total Composite Factor for FY 2024	%	**100.00%**								**98.86%**				**1.14%**	

All companies excluding APT (for AEAM)

Gross Direct PP&E	$	**16,636,778,843**	1,486,022,704	942,787,207	-	1,635,556,907	1,905,675,223	1,198,494,628	9,401,118,962		5,174,282	13,058,627	16,617,198	32,220,736	52,369
Average Number of Customers	#	**3,349,269**	317,188	270,532	-	361,942	364,995	249,428	1,784,960		218	-	-	6	-
Total O&M Expense *	$	**411,575,824**	39,961,803	35,737,713	-	38,928,875	46,118,707	39,279,343	208,717,061		984,095	206,246	206,565	1,429,320	6,095
(* w/o Allocation)															
Gross Direct PP&E	%	**100.00%**	**8.94%**	**5.67%**	**0.00%**	**9.83%**	**11.45%**	**7.20%**	**56.51%**	**0.00%**	**0.03%**	**0.08%**	**0.10%**	**0.19%**	**0.00%**
Average Number of Customers	%	**100.00%**	**9.46%**	**8.08%**	**0.00%**	**10.81%**	**10.90%**	**7.45%**	**53.29%**	**0.00%**	**0.01%**	**0.00%**	**0.00%**	**0.00%**	**0.00%**
Total O&M Expense	%	**100.00%**	**9.71%**	**8.68%**	**0.00%**	**9.46%**	**11.21%**	**9.54%**	**50.71%**	**0.00%**	**0.24%**	**0.05%**	**0.05%**	**0.35%**	**0.00%**
Total Composite Factor for FY 2024	%	**100.00%**	**9.38%**	**7.48%**	**0.00%**	**10.03%**	**11.19%**	**8.06%**	**53.50%**	**0.00%**	**0.09%**	**0.04%**	**0.05%**	**0.18%**	**0.00%**

Atmos Energy Corporation
Atmos Energy Mid States Div
Development of Allocation Factors
Effective October 1, 2023

Div #	Division Name	Sept ' 23 Direct Property Plant & Equipment	Percent of MidStates Property	YE Sept '23 Total O &M w/o 922	Percent of MidStates O & M	YE Sept '23 Avg Number of Customers	Percent of MidStates Customers	STAT Sub account for customers	**Div 002 MidStates Allocation Percent**	STAT Sub account	Mid-States Customers	Mid-States Composite
		(1)	(2)	(3)	(4)	(5)	(6)		**(7)**		Rounding for column H round customer	Rounding for column J round comp
09	KENTUCKY	906,057,759	47.58954	17,742,574	52.87651	180,549	49.46616	91C09	**49.97740**	91O09	49.46000	49.97000
93	TENNESSEE	862,690,255	45.31172	12,647,344	37.69168	160,294	43.91677	91C93	**42.30672**	91O93	43.92000	42.31000
96	VIRGINIA	135,153,085	7.09875	3,164,821	9.43182	24,152	6.61708	91C96	**7.71588**	91O96	6.62000	7.72000
											100.00000	100.00000
	Total	1,903,901,098.55	100.00	33,554,739.23	100.00	364,995	100.00		100.00			
	total 050	1,905,675,222.84		46,118,707.18		364,995						
	difference	1,774,124.29		12,563,968		-						
	091DIV	1,774,124.29		12,563,968								
	subtotal	(0.00)		-								
	095DIV											
	difference			-								

Atmos Energy Corporation
Colorado Division # 31
Development of Allocation Factors
Effective October 1, 2023

Div #	Division Name	Sept ' 23 Direct Property Plant & Equipment	Percent of Greeley Property	YE Sept '23 Total O &M w/o 922	Percent of Greeley O & M	YE Sept '23 Number of Customers	Percent of Greeley Customers	Colorado Customers STAT sub account for customers	COB's **CO Div Allocations Percent**	Colorado Composite STAT Sub account		Lowest Level BTL **CO Div Allocations Percent**	**STAT sub account**	HQ's **CO Div Allocations Percent**	**STAT sub account**
		(1)	(2)	(3)	(4)	(5)	(6)		**(7)**						
33	Greeley	440,257,055	100.00%	11,799,622	100.00%	129,663	100.00%	31C33	**100.00%**	31A33	COB33	1.96%	BTL33	50.99%	HQB33
34	rolls up to 033		0.00%		0.00%		0.00%	31C34	**0.00%**	31A34	COB34	0.00%	BTL34	0.00%	HQB34
35	rolls up to 033		0.00%		0.00%		0.00%	31C35	**0.00%**	31A35	COB35	0.00%	BTL35	0.00%	HQB35
36	rolls up to 033		0.00%		0.00%		0.00%	31C36	**0.00%**	31A36	COB36	0.00%	BTL36	0.00%	HQB36
	Total	440,257,055.18	100.00%	11,799,622	100.00%	129,663	100.00%		**100.00%**			1.96%		50.99%	

these used to roll up into div 031 but now everything is in 033

Atmos Energy Corporation
CO/KS Division
Development of Allocation Factors
Effective October 1, 2023

Div #	Division Name	Sept ' 23 Direct Property Plant & Equipment	Percent of Greeley Property	YE Sept '23 Total O &M w/o 922	Percent of Greeley O & M	YE Sept '23 Number of Customers	Div 012 **Percent of Greeley Customers**	STAT Sub account for customers	Div 002 **CO/KS Allocations Percent**	STAT Sub account	Co/Ks Customers	Co/Ks Composite
		(1)	(2)	(3)	(4)	(5)	**(6)**		**(7)**		rounded for column H rounded customer	rounded for column J rounded comp
33	Colorado ADM Division	440,257,055.18	46.75%	11,799,621.98	42.08%	129,663	**47.92890%**	30C33	**45.58721%**	30A33	47.93%	45.59%
81	KS Division	501,399,648.56	53.25%	16,241,782.82	57.92%	140,869	**52.07110%**	30C81	**54.41279%**	30A81	52.07%	54.41%
	Total	941,656,703.74	100.00%	28,041,404.80	100.00%	270,532	**100.00%**		**100.00%**			
	total 060	942,787,206.51		35,737,712.68		270,532						
	difference	1,130,502.77		7,696,307.88		-						
	030DIV	1,130,502.77		7,696,307.88								
	difference 2	(0.00)		-								

*****taking all the costs out of 030 and allocating to 033 and 081**

Atmos Energy Corporation
Atmos Energy WTX
Development of Allocation Factors
Effective October 1, 2023

Div #	Division Name	Sept ' 23 Direct Property Plant & Equipment	NEW Hierarchy	Percent of WTX Property	YE Sept '23 Total O &M w/o 922	NEW Hierarchy	Percent of WTX O & M	YE Sept '23 Avg Number of Customers	NEW Hierarchy	Div 012 **Percent of WTX Customers**	STAT Sub account for customers	Div 002 **WTX Allocation Percent**	STAT Sub account	WT Division Customers Rounding for column K round cust %	WT Division Composite Rounding for column M Alloc %
		(1)		(2)	(3)		(4)	(5)		**(6)**		**(7)**			
001	Amarillo Transmission	$ -		0.00%	0		0.00%			**0.00000%**		**0.00000%**		0.0000%	0.000%
003	Amarillo Distribution	$ -		0.00%	33,890		0.00%	72,624		**0.00000%**	10C03	**0.00000%**	10A03	0.0000%	0.000%
004	Fritch-Sanford Distrib.	$ -		0.00%	0		0.00%	2		**0.00000%**	10C04	**0.00000%**	10A04	0.0000%	0.000%
005	West Texas Distribution	$ 1,398,364,107	1,398,364,107	94.92%	24,009,432	24,674,756	93.44%	144,145	316,944	**99.92307%**	10C05	**96.09453%**	10A05	99.9200%	96.090%
006	Dalhart Distribution	$ -		0.00%	0		0.00%	2		**0.00000%**	10C06	**0.00000%**	10A06	0.0000%	0.000%
008	West Texas Irrigation	$ -	0	0.00%	10,141	10,141	0.04%	59	59	**0.01860%**	10C08	**0.01900%**	10A08	0.0200%	0.020%
011	Fain Line	$ -		0.00%	0		0.00%			**0.00000%**		**0.00000%**		0.0000%	0.000%
013	Amarillo Rural Distribution	$ -		0.00%	0		0.00%	32		**0.00000%**	10C13	**0.00000%**	10A13	0.0000%	0.000%
014	Non Regulated Industrial	$ -		0.00%	0		0.00%			**0.00000%**	10C14	**0.00000%**	10A14	0.0000%	0.000%
015	Regulated Industrial	$ -		0.00%	0		0.00%			**0.00000%**	10C15	**0.00000%**	10A15	0.0000%	0.000%
016	Lubbock City Plant	$ -		0.00%	(30,733)		0.00%	77,879		**0.00000%**	10C16	**0.00000%**	10A16	0.0000%	0.000%
017	Dalhart Rural Distrib.	$ -		0.00%	0		0.00%			**0.00000%**		**0.00000%**	10A17	0.0000%	0.000%
018	Dalhart Rural Irrigation	$ -		0.00%	0.00		0.00%			**0.00000%**	10C18	**0.00000%**	10A18	0.0000%	0.000%
019	Triangle Pipeline	$ 74,907,911	74,907,911	5.08%	1,720,759	1,720,759	6.52%	185	185	**0.05833%**	10C19	**3.88647%**	10A19	0.0600%	3.890%
020	Lubbock OCL	$ -		0.00%	0		0.00%	30		**0.00000%**	10C20	**0.00000%**	10A20	0.0000%	0.000%
021	West Texas Rural Distrib.	$ -		0.00%	662,167		0.00%	22,230		**0.00000%**	10C21	**0.00000%**	10A21	0.0000%	0.000%
040	Energas CNG	$ -		0.00%	0.00		0.00%			**0.00000%**		**0.00000%**		0.0000%	0.000%
	Total from above	1,473,272,017.65	1,473,272,017.65	100.00%	26,405,655.97	26,405,655.97	100.00%	317,188	317,188	**100.00%**		**100.000%**		100.000%	100.000%
	Total 030	1,486,022,704.36			39,961,802.90			317,188							
	difference	(12,750,686.71)			(13,556,146.93)			0							
	010DIV	12,750,686.71			13,556,146.93										
	difference 2	(0.00)			0.00										

*****taking all the costs out of 010DIV and sending to the other divisions**

Atmos Energy Corporation
Calculation of Shared Services Blended Depreciation Rate
Effective October 1, 2023
Includes Utility and Non Utlity companies

Division 002 Rates Only

Tier 1			Tier 2				
Company	Rate Division	Allocation Factor	Company	Rate Division	Allocation Factor	Totals	
010	002	-100.00%		002			
020	107	8.28%	020	107	-100.00000%		
020	107	8.28%	020	007	0.00000%	0.000000%	
020	107	8.28%	020	077	100.00000%	8.280000%	
030	010	7.66%	030	010	-100.00000%		
030	010	7.66%	030	001	0.00000%	0.000000%	
030	010	7.66%	030	003	0.00000%	0.000000%	
030	010	7.66%	030	004	0.00000%	0.000000%	
030	010	7.66%	030	005	96.09453%	7.360840%	
030	010	7.66%	030	006	0.00000%	0.000000%	
030	010	7.66%	030	008	0.01900%	0.001456%	
030	010	7.66%	030	011	0.00000%	0.000000%	
030	010	7.66%	030	013	0.00000%	0.000000%	
030	010	7.66%	030	014	0.00000%	0.000000%	
030	010	7.66%	030	015	0.00000%	0.000000%	
030	010	7.66%	030	016	0.00000%	0.000000%	
030	010	7.66%	030	017	0.00000%	0.000000%	
030	010	7.66%	030	018	0.00000%	0.000000%	
030	010	7.66%	030	019	3.88647%	0.297704%	
030	010	7.66%	030	020	0.00000%	0.000000%	
030	010	7.66%	030	021	0.00000%	0.000000%	
030	010	7.66%	030	040	0.00000%	0.000000%	7.66000%
050	091	9.13%					
050	091	9.13%					
050	091	9.13%	050	091	-100.00000%		
050	091	9.13%	050	009	49.97740%	4.562937%	
050	091	9.13%	050	093	42.30672%	3.862603%	
050	091	9.13%	050	096	7.71588%	0.704460%	9.13000%
060	030	6.15%	060	030	-100.00000%		
060	030	6.15%	060	033	45.58721%	2.803614%	
060	030	6.15%	060	081	54.41279%	3.346386%	6.15000%
070	170	6.53%		170		6.530000%	
080	190	43.81%		190		43.810000%	
180	700	18.17%		700		18.170000%	
220	061	0.07%		061		0.070000%	
232	800	0.03%		800		0.030000%	
233	817	0.04%		817		0.040000%	
303	057	0.13%		057		0.130000%	
312	820	0.00%		820		0.000000%	
Total		100.00%				100.000000%	

	LA Div 007	LA Div 077	Total LA	LA Div 007	LA Div 077
Plant	-	1,635,556,907	**1,635,556,907**	**0**	**1**
Customers	-	361,942	**361,942**	**0**	**1**
O&M	-	38,928,875	**38,928,875**	**0**	**1**
				0.00000%	**100.00000%**

Atmos Energy Corporation
Calculation of Shared Services Blended Depreciation Rate
Effective October 1, 2023
Includes Utility and Non Utlity companies

Division 002 Rates Only (Excluding APT)

Tier 1			Tier 2				
Company	Rate Division	Allocation Factor	Company	Rate Division	Allocation Factor	Totals	
010	002	-100.00%		002			
020	107	10.03%	020	107	-100.00000%		
020	107	10.03%	020	007	0.00000%	0.000000%	
020	107	10.03%	020	077	100.00000%	10.030000%	
030	010	9.38%	030	010	-100.00000%		
030	010	9.38%	030	001	0.00000%	0.000000%	
030	010	9.38%	030	003	0.00000%	0.000000%	
030	010	9.38%	030	004	0.00000%	0.000000%	
030	010	9.38%	030	005	96.09453%	9.013667%	
030	010	9.38%	030	006	0.00000%	0.000000%	
030	010	9.38%	030	008	0.01900%	0.001782%	
030	010	9.38%	030	011	0.00000%	0.000000%	
030	010	9.38%	030	013	0.00000%	0.000000%	
030	010	9.38%	030	014	0.00000%	0.000000%	
030	010	9.38%	030	015	0.00000%	0.000000%	
030	010	9.38%	030	016	0.00000%	0.000000%	
030	010	9.38%	030	017	0.00000%	0.000000%	
030	010	9.38%	030	018	0.00000%	0.000000%	
030	010	9.38%	030	019	3.88647%	0.364551%	
030	010	9.38%	030	020	0.00000%	0.000000%	
030	010	9.38%	030	021	0.00000%	0.000000%	
030	010	9.38%	030	040	0.00000%	0.000000%	9.380000%
050	091	11.19%					
050	091	11.19%					
050	091	11.19%	050	091	-100.00000%		
050	091	11.19%	050	009	49.97740%	5.592471%	
050	091	11.19%	050	093	42.30672%	4.734122%	
050	091	11.19%	050	096	7.71588%	0.863407%	11.190000%
060	030	7.48%	060	030	-100.00000%		
060	030	7.48%	060	033	45.58721%	3.409923%	
060	030	7.48%	060	081	54.41279%	4.070077%	7.480000%
070	170	8.06%		170		8.060000%	
080	190	53.50%		190		53.500000%	
180	700			700		0.000000%	
220	061	0.09%		061		0.090000%	
232	800	0.04%		800		0.040000%	
233	817	0.05%		817		0.050000%	
303	057	0.18%		057		0.180000%	
312	820	0.00%		820		0.000000%	
Total		100.0000%				100.000000%	

	LA Div 007	LA Div 077	Total LA	LA Div 007	LA Div 077
Plant	-	1,635,556,907	**1,635,556,907**	**0**	**1**
Customers	-	361,942	**361,942**	**0**	**1**
O&M	-	38,928,875	**38,928,875**	**0**	**1**
				0.00000%	**100.00000%**

Atmos Energy Corporation
Calculation of Shared Services Blended Depreciation Rate
Effective October 1, 2023
Includes **UTILITY** companies

Division 012 Rates Only

Tier 1			Tier 2				
Company	Rate Division	Allocation Factor	Company	Rate Division	Allocation Factor	Totals	
010	012	-100.00%		012			
020	107	10.81%	020	107	-100.00000%		
020	107	10.81%	020	007	0.00000%	0.000000%	
020	107	10.81%	020	077	100.00000%	10.810000%	
030	010	9.46%	030	010	-100.00000%		
030	010	9.46%	030	001	0.00000%	0.000000%	
030	010	9.46%	030	003	0.00000%	0.000000%	
030	010	9.46%	030	004	0.00000%	0.000000%	
030	010	9.46%	030	005	99.92307%	9.452722%	
030	010	9.46%	030	006	0.00000%	0.000000%	
030	010	9.46%	030	008	0.01860%	0.001760%	
030	010	9.46%	030	011	0.00000%	0.000000%	
030	010	9.46%	030	013	0.00000%	0.000000%	
030	010	9.46%	030	014	0.00000%	0.000000%	
030	010	9.46%	030	015	0.00000%	0.000000%	
030	010	9.46%	030	016	0.00000%	0.000000%	
030	010	9.46%	030	017	0.00000%	0.000000%	
030	010	9.46%	030	018	0.00000%	0.000000%	
030	010	9.46%	030	019	0.05833%	0.005518%	
030	010	9.46%	030	020	0.00000%	0.000000%	
030	010	9.46%	030	021	0.00000%	0.000000%	
030	010	9.46%	030	040	0.00000%	0.000000%	9.460000%
050	091	10.90%	050	091	-100.00000%		
050	091	10.90%	050	009	49.46616%	5.391812%	
050	091	10.90%	050	093	43.91677%	4.786927%	
050	091	10.90%	050	096	6.61708%	0.721261%	10.900000%
060	030	8.08%	060	030	-100.00000%		
060	030	8.08%	060	033	47.92890%	3.872655%	
060	030	8.08%	060	081	52.07110%	4.207345%	8.080000%
070	170	7.45%		170		7.450000%	
080	190	53.30%		190		53.300000%	
Total		100.0000%				100.000000%	

LA Customers			
Div 007	Div 077	Total	
-	361,942.00	361,942	
0.00000%	100.00000%		

Service Area	KY- Mid-States Div - 050COM
Cost Center	KY/Mid-States CC - KMDI

Benefit's Loading Rates	
Medical & Dental % (A01251)	18.84%
Basic Life Rate % (A01266)	0.24%
LTD Annual %	0.60%
FMLA %	0.03%
STD %	0.04%
RSP Match %	3.61%
RSP Other %	0.12%
FAS 87 (PAP) % (A01202)	2.60%
FAS 87 NSC (PAP BTL) % (A01297)	-1.30%
PAP Other (Admin Costs) %	0.09%
FAS 106 (Retiree Medical) % (A01203)	1.33%
FAS 106 NSC (Retiree Medical BTL) % (A01294)	-15.91%
RSPFACC % (A01263)	1.44%
Benefit's Loading Rate	11.73%
Check Rate	
Total Benefits %	11.73%
s/b = 0	0.00%
Workers Comp Benefits Load - 01221	223,272
Worker's Comp Rate	0.69%
Payroll Tax Rate	8.00%
Total Benefit's	20.42%

Employee Insurance Plan	19.75%
Pension Load Rate	3.73%
Plan Contributions	2.68%
FAS 106	1.33%

Note:

Kentucky Jurisdiction Case No. 2018-00281
Payroll Analysis by Employee Classifications/Payroll Distribution/Total Company
Base Period: Calendar 20-23 & Jan24-Jun24
Forecasted Test Period: Twelve Months Ended xxxx

Data:___X____Base Period___X____Forecasted Period
Type of Filing:___X_____Original_____Updated
Workpaper Reference No(s).

6 Months
June 2024

Line No.	Description	2019	% Change	2020	% Change	2021	% Change	2022	% Change	2023	% Change	2024	Contact	Check
1														
2														
3	Man Hours													
4	Straight Time Hours	428,910	-1.01%	424,588	-5.83%	399,843	-0.75%	396,862	2.92%	408,449	-49.79%	205,075	GW	
5	OverTime Hours	31,808	-41.08%	18,741	-3.62%	18,062	40.00%	25,288	15.41%	29,186	-48.03%	15,168		
6	Total Manhours	460,718	-3.77%	443,329	-5.73%	417,905	1.02%	422,150	3.67%	437,635	-49.67%	220,243		(0)
7	Ratio of OverTime Hours													
8	to Straight-Time Hours	7.416%		4.414%		4.517%		6.372%		7.146%		7.396%		
9														
10	Labor Dollars													
11	Straight-Time Dollars	11,830,931	2.27%	12,100,004	-1.65%	11,900,925	3.22%	12,284,631	4.73%	12,865,295	-48.90%	6,573,531	GW	
12	OverTime Dollars	1,321,265	-38.17%	816,954	1.11%	826,044	43.59%	1,186,118	17.98%	1,399,361	-47.04%	741,096		
13	Total Labor Dollars	13,152,196	-1.79%	12,916,959	-1.47%	12,726,969	5.84%	13,470,748	5.89%	14,264,656	-48.72%	7,314,627		(0)
14	Ratio of OverTime Dollars													
15	to Straight-Time Dollars	11.168%		6.752%		6.941%		9.655%		10.877%		11.274%		
16														
17	O&M Labor Dollars	5,432,594	-6.04%	5,104,736	1.69%	5,191,175	10.04%	5,712,268	4.17%	5,950,691	-50.31%	2,957,164	GW	-
18	Ratio of O&M of Labor Dollars													
19	to Total Labor Dollars	41.306%		39.520%		40.789%		42.405%		41.716%		40.428%		
20														
21	Employee Benefits													
22	Total Employee Benefits	4,573,154	-6.33%	4,283,537	6.51%	4,562,205	-0.69%	4,530,697	-7.09%	4,209,567	-48.55%	2,165,796	MP	-
23	Employee Benefits Expensed	1,949,162	-9.71%	1,759,955	6.49%	1,874,230	1.07%	1,894,292	-8.30%	1,737,067	-51.51%	842,308		-
24	Ratio of Employee Benefits													
25	Expensed to Total Employee													
26	Benefits	42.622%		41.086%		41.082%		41.810%		41.265%		38.891%		
27														
28	Payroll Taxes													
29	Total Payroll Taxes	1,483,580	-28.41%	1,233,011	-2.13%	1,185,815	0.09%	1,040,392	5.99%	1,102,685	-48.01%	573,245	MP	-
30	Payroll Taxes Expensed	408,463	-17.83%	335,621	2.42%	368,773	7.28%	368,773	5.08%	387,516	-54.21%	177,447		-
31	Ratio of Payroll Taxes													
32	Expensed to Total Payroll													
33	Taxes	27.532%		31.600%		33.069%		35.446%		35.143%		30.955%		
34														
35	Employee Levels													
36	Average Employee Levels	195	2.56%	191	4.00%	217	4.33%	217	0.46%	218	-6.88%	203	MP	-
37	Year end Employee Levels	195	5.13%	186	2.44%	223	6.19%	223	-4.48%	213	-9.39%	193	MP	-

* The Payroll System accumulates data most readily on a fiscal year basis (Oct. 1 - Sept. 30) rather than calendar basis.
* Standby Pay included in regular hours and dollars

Source:
G-2 Labor Support schedules.xls
G-2 Benefits schedules

Atmos Energy Corporation, Kentucky/Mid-States Division
Kentucky Jurisdiction Case No
Executive Compensation
Base Period: Calendar Jun 2024
Forecasted Test Period: Twelve Months Ending xxx

Data:__X___Base Period___X___Forecasted Period
Type of Filing:___X____Original_____Updated
Workpaper Reference No(s)._____

FR 16(13)(g)
Schedule G-3
Witness: Waller

Line No.	Description		% of Labor		Base Period Company Unallocated	Adjustments	Forecasted Period Company Unallocated
1	Includes 5 Senior Executive Officers						
2	Gross Payroll						
3	Salary				$ 2,980,448	$ 119,218	$ 3,099,666
4	Other Allowances and Compensation				14,994,093	599,764	15,593,857
5	Total Salary and Compensation				$ 17,974,541	$ 718,982	$ 18,693,522
6	Employee Benefits	FY23	FY24	Wtd Avg			
7	Pensions	1.16%	1.22%	1.19%	$ 35,467	$ 1,419	$ 36,886
8	SERP				$ 1,211,906	$ 48,476	1,260,382
9	Other Benefits	22.68%	24.78%	23.73%	$ 707,260	28,290	735,551
10	Total Employee Benefits				$ 1,954,634	$ 78,185	$ 2,032,819
11	Payroll Taxes						
12	FICA/FUTA/SUTA				$ 288,003	$ 11,520	$ 299,523
16	Total Compensation				$ 20,217,178	$ 808,687	$ 21,025,865

NOTE: This schedule contains confidential information, detail of these numbers are available upon request.

Positions included on this schedule are:

President and CEO
SVP, CFO
SVP, Utility Operations
SVP, General Counsel & Corporate Secretary
SVP, Human Resources

These costs are total costs for Atmos Energy Corporation, a portion of which are allocated to Kentucky.

ATMOS ENERGY CORP., KENTUCKY/MID STATES DIVISION
KENTUCKY JURISDICTION
GAS COST BY FERC ACCOUNT

Acct	Description	Actuals ==>						Actuals ==>				
		Actual Jul-23	Actual Aug-23	Actual Sep-23	Actual Oct-23	Actual Nov-23	Actual Dec-23	Actual Jan-24	Actual Feb-24	Actual Mar-24	Actual Apr-24	Actual May-24
8001	Intercompany Gas Well-head Purchases	-	-	-	-	-	-	-	-	-	-	-
8010	Natural gas field line purchases	9,514	14,167	14,598	11,071	11,281	4,526	2,336	423	390	881	3,865
8040	Natural Gas City Gate Purchases	2,867,152	3,061,927	3,378,081	3,409,746	4,074,641	2,381,935	2,946,869	5,393,021	690,605	(1,091,428)	2,886,912
8050	Other purchases	(1,381)	(1,052)	(3,083)	(2,644)	(3,251)	(371)	(854)	(721)	(1,099)	(538)	(1,110)
8051	PGA for Residential	711,111	445,353	505,226	653,145	2,312,473	4,707,636	7,720,128	6,363,458	3,725,218	2,707,263	1,007,186
8052	PGA for Commercial	696,632	429,297	621,825	782,874	1,323,535	2,370,099	3,952,614	3,217,649	1,908,462	1,426,521	693,114
8053	PGA for Industrial	97,366	101,546	86,946	95,902	206,156	341,387	534,300	453,404	297,282	225,282	257,646
8054	PGA for Public Authority	111,308	77,379	71,160	110,767	228,427	388,577	622,566	530,933	320,793	240,455	148,658
8058	Unbilled PGA Costs	(170,518)	(8,918)	(40,029)	1,017,996	2,408,980	1,013,020	1,060,326	(2,117,488)	(821,589)	(2,026,664)	(466,261)
8059	PGA Offset to Unrecovered Gas Cost	(1,618,019)	(1,811,477)	(2,158,407)	(2,574,622)	(3,815,031)	(6,857,145)	(8,676,794)	(13,579,546)	(8,298,361)	(5,458,963)	(4,696,904)
8060	Exchange Gas	(1,491,710)	(1,231,311)	(1,301,290)	(829,429)	(600,454)	269,680	1,175,391	1,463,290	1,130,452	935,817	(6,733)
8081	Gas Withdrawn From Storage - Debit	-	-	-	-	3,792	1,872,669	2,057,298	4,173,242	4,167,729	3,184,081	22,720
8082	Gas Delivered to Storage	(1,371,478)	(1,680,164)	(1,576,625)	(1,628,714)	(1,761,530)	(72,623)	(11,970)	(10,539)	(29,777)	(2,200)	(306,312)
8120	Gas Used for Other Utility Operations	2,929	(125)	(81)	(225)	(1,104)	514	(319)	(4,879)	336	(665)	(853)
8580	Transmission and compression of gas by others	1,605,922	1,647,909	1,646,725	1,614,593	2,090,552	2,401,328	2,507,724	2,560,829	2,340,062	2,432,350	2,097,562
	Total Purchased Gas Cost	1,448,828	1,044,532	1,245,047	2,660,460	6,478,467	8,821,232	13,889,615	8,443,076	5,430,503	2,572,192	1,639,489
		-	-	-	-	-	-	-	-	-	-	-

Data Sources:

Worksheet "Div 9 gas cost" (Smart View data query)
KY Revenue Billing Unit Forecast TYE 12.31.2022.xlsx

Base Year											Test Year							
							Base Period				Forecast ==>							
Actual	Forcasted	Forcasted	Forcasted	Forcasted	Forcasted	Forcasted	12- months	Forcasted	Forcasted	Forcasted	Forcasted	Forcasted	Forcasted	Forcasted	Forcasted	Forcasted	Forcasted	Forcasted
Jun-24	Jul-24	Aug-24	Sep-24	Oct-24	Nov-24	Dec-24	Total	Jan-25	Feb-25	Mar-25	Apr-25	May-25	Jun-25	Jul-25	Aug-25	Sep-25	Oct-25	Nov-25
-	-	-	-	-	-	-	-	-	-	-	-	-	-	-	-	-	-	-
3,421	7,415	19,738	17,271	9,911	8,742	4,239	78,633	1,692	760	766	2,392	9,696	5,356	11,388	25,712	22,511	12,900	14,315
2,323,453	2,234,799	4,266,034	3,996,668	3,052,338	3,157,552	2,230,938	32,087,760	2,134,101	9,697,090	1,357,586	(2,962,682)	7,241,767	3,637,631	3,432,007	5,557,101	5,209,154	3,972,977	5,170,480
(2,865)	(1,076)	(1,465)	(3,647)	(2,367)	(2,519)	(347)	(18,610)	(619)	(1,297)	(2,161)	(1,461)	(2,783)	(4,486)	(1,653)	(1,909)	(4,754)	(3,080)	(4,125)
599,709	554,275	620,489	597,742	584,683	1,792,000	4,409,207	30,681,358	5,590,860	11,442,013	7,323,001	7,348,869	2,526,507	938,914	851,206	808,273	779,081	761,034	2,934,393
545,420	542,989	598,118	735,692	700,814	1,025,644	2,219,852	17,566,889	2,862,454	5,785,593	3,751,637	3,872,293	1,738,665	853,917	833,875	779,132	958,883	912,191	1,679,488
97,110	75,892	141,479	102,867	85,849	159,756	319,746	2,750,613	386,936	815,257	584,395	611,528	646,300	152,037	116,548	184,296	134,075	111,743	261,600
90,946	86,759	107,808	84,190	99,157	177,014	363,944	2,873,224	450,858	954,661	630,611	652,716	372,905	142,387	133,237	140,435	109,731	129,064	289,861
(44,546)	(132,910)	(12,425)	(47,359)	911,291	1,866,785	948,802	(882,038)	767,880	(3,807,415)	(1,615,071)	(5,501,383)	(1,169,607)	(69,742)	(204,112)	(16,185)	(61,726)	1,186,152	3,056,854
(1,473,753)	(1,261,163)	(2,523,843)	(2,553,649)	(2,304,752)	(2,956,373)	(6,422,453)	(60,206,554)	(6,283,671)	(24,417,124)	(16,312,844)	(14,818,361)	(11,782,099)	(2,307,329)	(1,936,783)	(3,287,656)	(3,328,361)	(2,999,905)	(4,841,051)
(1,205,146)	(1,162,712)	(1,715,525)	(1,539,579)	(742,489)	(465,308)	252,585	(1,879,958)	851,210	2,631,115	2,222,232	2,540,276	(16,890)	(1,886,794)	(1,785,590)	(2,234,710)	(2,006,648)	(966,437)	(761,941)
-	-	-	-	-	2,939	1,753,956	15,361,966	1,489,880	7,503,828	8,192,885	8,643,192	56,993	-	-	-	-	-	4,812
(1,390,229)	(1,068,997)	(2,340,891)	(1,865,333)	(1,457,993)	(1,365,058)	(68,019)	(9,917,320)	(8,668)	(18,950)	(58,535)	(5,972)	(768,379)	(2,176,563)	(1,641,671)	(3,049,336)	(2,431,227)	(1,897,750)	(2,235,279)
1,624	2,283	(174)	(96)	(202)	(856)	481	(3,318)	(231)	(8,773)	661	(1,804)	(2,140)	2,542	3,506	(226)	(125)	(262)	(1,401)
1,745,119	1,251,734	2,295,952	1,948,270	1,445,352	1,620,027	2,249,102	24,494,082	1,816,075	4,604,579	4,600,072	6,602,616	5,261,696	2,732,184	1,922,303	2,990,797	2,539,325	1,881,295	2,652,789
1,290,263	1,129,288	1,455,295	1,473,037	2,381,592	5,020,343	8,262,032	52,986,727	10,058,758	15,181,336	10,675,235	6,982,219	4,112,630	2,020,054	1,734,260	1,895,724	1,919,919	3,099,922	8,220,795
-																		
	1,129,288	1,455,295	1,473,037	2,381,592	5,020,343	8,262,032	52,986,727	10,058,758	15,181,336	10,675,235	6,982,219	4,112,630	2,020,054	1,734,260	1,895,724	1,919,919	3,099,922	8,220,795
	-	-	-	-	-	-	-	-	-	-	-	0	-	-	-	-	-	-

			<== Forecast	Projection
Forcasted	Forcasted	Forcasted	Forcasted	12- months
Dec-25	Jan-26	Feb-26	Mar-26	Total
-	-	-	-	-
6,944	2,772	813	819	115,617
3,654,146	3,496,942	10,365,699	1,451,315	50,226,537
(569)	(1,014)	(1,386)	(2,311)	(29,531)
7,222,025	9,161,195	12,230,934	7,828,589	53,391,020
3,635,988	4,690,424	6,184,507	4,010,654	30,150,016
523,725	634,034	871,468	624,743	4,872,096
596,120	738,777	1,020,484	674,149	4,999,866
1,554,082	1,258,250	(4,069,934)	(1,726,578)	(5,763,929)
(10,519,604)	(10,296,436)	(26,100,673)	(17,439,100)	(109,657,357)
413,719	1,394,794	2,812,529	2,375,657	(122,035)
2,872,878	2,441,321	8,021,213	8,758,530	30,798,939
(111,411)	(14,204)	(20,257)	(62,577)	(14,414,625)
788	(378)	(9,378)	707	(8,172)
3,683,897	2,975,825	4,922,062	4,917,666	43,082,454
13,532,728	16,482,302	16,228,082	11,412,264	87,640,898
13,532,728	16,482,302	16,228,082	11,412,264	
-	-	-	-	

View
Type
Cost Center
Company
Kentucky Division - 009REG

	Operating Revenue	**FERC**	Fiscal 2023 July	Fiscal 2023 August	Fiscal 2023 September	Fiscal 2024 October	Fiscal 2024 November	Fiscal 2024 December	Fiscal 2024 January	Fiscal 2024 February	Fiscal 2024 March	Fiscal 2024 April	Fiscal 2024 May	Fiscal 2024 June
A8010-04751	Natural gas field line purchas - Gas Purchases 8010-04751	8010	9,514	14,167	14,598	11,071	11,281	4,526	2,336	423	390	881	3,865	3,421
A8040-04740	Natural gas city gate purchase - Cashouts 8040-04740	8040	(23,608)	(333,112)	(4,187)	(137,835)	(303,970)	22,949	180,608	(109,127)	20,080	(1,006,437)	1,005,402	(63,468)
A8040-04751	Natural gas city gate purchase - Gas Purchases 8040-04751	8040	3,295,545	3,799,823	3,787,052	3,952,365	4,783,395	2,483,985	2,891,261	5,627,148	795,526	40,009	2,006,510	2,511,921
A8040-04774	Natural gas city gate purchase - Capacity Release 8040-04774	8040	(404,785)	(404,785)	(404,785)	(404,785)	(404,785)	(125,000)	(125,000)	(125,000)	(125,000)	(125,000)	(125,000)	(125,000)
A8050-04800	Other purchases - Reimbursement for Gas Loss 8050-04800	8050	(1,381)	(1,052)	(3,083)	(2,644)	(3,251)	(371)	(854)	(721)	(1,099)	(538)	(1,110)	(2,865)
A8060-04776	Exchange gas - Imbalances 8060-04776	8060	(1,491,710)	(1,231,311)	(1,301,290)	(829,429)	(600,454)	269,680	1,175,391	1,463,290	1,130,452	935,817	(6,733)	(1,205,146)
A8081-04756	Gas withdrawn from storage-Deb - Storage Injection/Withdrawal 8081-04756	8081	-	-	-	-	3,792	1,872,669	2,057,298	4,173,242	4,167,729	3,184,081	22,720	-
A8082-04756	Gas delivered to storage-Credi - Storage Injection/Withdrawal 8082-04756	8082	(1,371,478)	(1,680,164)	(1,576,625)	(1,628,714)	(1,761,530)	(72,623)	(11,970)	(10,539)	(29,777)	(2,200)	(306,312)	(1,390,229)
A8120-04801	Gas used for other utility ope - Company Used Gas 8120-04801	8120	(2,222)	(1,334)	(805)	(891)	(3,123)	(4,593)	(13,502)	(25,471)	(19,513)	(13,916)	(10,931)	(6,272)
A8120-04802	Gas used for other utility ope - PGA Recoverable Company Used Gas 8120-04802	8120	5,151	1,210	724	666	2,019	5,106	13,183	20,592	19,850	13,252	10,078	7,896
A8580-04772	Transmission and compression o - Commodity-Transportation 8580-04772	8580	41,781	43,102	41,918	50,452	61,833	59,056	97,022	150,128	58,766	47,215	45,955	57,556
A8580-04771	Transmission and compression o - Demand Charges-Transportation 8580-04771	8580	381,877	389,829	389,829	381,877	425,144	697,198	717,487	717,487	686,378	704,279	543,684	473,580
A8580-04773	Transmission and compression o - Demand-Storage 8580-04773	8580	1,182,264	1,214,978	1,214,978	1,182,264	1,603,576	1,645,073	1,693,215	1,693,215	1,594,918	1,680,856	1,507,922	1,213,983
A8059-04775	PGA Offset to Unrecovered Gas - PGA Recoveries 8059-04775	8059	(1,618,019)	(1,811,477)	(2,158,407)	(2,574,622)	(3,815,031)	(6,857,145)	(8,676,794)	(13,579,546)	(8,298,361)	(5,458,963)	(4,696,904)	(1,473,753)
A8051-04775	PGA for Residential - PGA Recoveries 8051-04775	8051	711,111	445,353	505,226	653,145	2,312,473	4,707,636	7,720,128	6,363,458	3,725,218	2,707,263	1,007,186	599,709
A8052-04775	PGA for Commercial - PGA Recoveries 8052-04775	8052	696,632	429,297	621,825	782,874	1,323,535	2,370,099	3,952,614	3,217,649	1,908,462	1,426,521	693,114	545,420
A8053-04775	PGA for Industrial - PGA Recoveries 8053-04775	8053	97,366	101,546	86,946	95,902	206,156	341,387	534,300	453,404	297,282	225,282	257,646	97,110
A8054-04775	PGA for Public Authorities - PGA Recoveries 8054-04775	8054	111,308	77,379	71,160	110,767	228,427	388,577	622,566	530,933	320,793	240,455	148,658	90,946
A8058-04819	Unbilled PGA Cost - Unbilled PGA-Res 8058-04819	8058	(82,687)	(997)	(18,011)	662,666	1,613,063	603,087	719,471	(1,387,498)	(508,240)	(1,362,141)	(315,624)	(17,535)
A8058-04820	Unbilled PGA Cost - Unbilled PGA-Comm 8058-04820	8058	(79,287)	(2,737)	(17,965)	289,433	647,613	362,043	295,481	(629,539)	(271,918)	(577,030)	(89,018)	(17,747)
A8058-04821	Unbilled PGA Cost - Unbilled PGA-Ind 8058-04821	8058	3,417	(5,081)	(1,518)	11,771	27,600	(2,575)	(6,940)	3,212	(2,320)	16,685	(31,514)	(6,904)
A8058-04822	Unbilled PGA Cost - Unbilled PGA-PA 8058-04822	8058	(11,961)	(103)	(2,535)	54,126	120,704	50,465	52,314	(103,663)	(39,111)	(104,178)	(30,105)	(2,360)
Purchased Gas	Purchased Gas Cost		1,448,828	1,044,532	1,245,047	2,660,460	6,478,467	8,821,232	13,889,615	8,443,076	5,430,503	2,572,192	1,639,489	1,290,263

$
Company
Cost Center
Ending Bal
Kentucky Division - 009DIV

			Fiscal 2023 June	Fiscal 2023 July	Fiscal 2023 August	Fiscal 2023 September	Fiscal 2024 October	Fiscal 2024 November	Fiscal 2024 December	Fiscal 2024 January	Fiscal 2024 February	Fiscal 2024 March	Fiscal 2024 April	Fiscal 2024 May	Fiscal 2024 June
A1641-15901	Gas stored underground-Current - P/L Stored Gas 1641-15901		1,520,188	1,859,919	2,332,360	2,701,513	3,146,284	2,859,859	2,264,296	1,411,876	857,150	296,815	589,080	875,219	1,175,180
A1641-16006	Gas stored underground-Current - East Diamond Storage Facility 1641-16006		6,286,894	6,696,129	7,084,113	7,462,055	7,862,064	7,855,755	7,356,688	6,130,151	4,628,830	3,851,950	3,851,950	4,194,283	5,028,794
A1641-16013	Gas stored underground-Current - Bon Harbor Storage 1641-16013		2,245,630	2,427,530	2,600,017	2,768,330	2,946,113	2,746,868	2,521,177	2,086,338	1,718,099	1,388,129	1,388,487	1,462,659	1,608,440
A1641-16014	Gas stored underground-Current - Grandview Storage 1641-16014		866,037	911,576	982,554	1,032,214	1,086,857	993,482	887,502	769,677	632,381	462,809	516,772	548,450	603,574
A1641-16015	Gas stored underground-Current - Hickory Storage 1641-16015		1,355,733	1,453,699	1,586,736	1,710,667	1,827,469	1,690,511	1,577,442	1,352,883	965,051	850,310	850,310	898,364	983,682
A1641-16016	Gas stored underground-Current - Kirkwood Storage 1641-16016		748,068	788,264	842,787	893,427	941,062	877,295	806,667	672,227	543,220	438,730	438,730	463,019	510,568
A1641-16017	Gas stored underground-Current - St. Charles Storage 1641-16017		8,223,430	8,618,862	9,152,747	9,649,225	10,114,328	9,430,645	8,641,368	7,454,351	6,396,155	4,659,944	5,217,164	5,745,801	6,661,894
Gas Stored Underground	Gas Stored Underground		21,245,980	22,755,979	24,581,313	26,217,432	27,924,176	26,454,416	24,055,139	19,877,503	15,740,887	11,948,688	12,852,493	14,187,795	16,572,132
A2420-27384	Miscellaneous current and accr - Texas Gas Imbalance 2420-27384		(4,548,075)	(3,570,733)	(2,193,143)	(1,218,028)	(565,726)	(1,082,937)	(2,081,289)	(4,188,544)	(4,745,741)	(5,894,935)	(3,714,470)	(5,246,473)	(3,595,316)
A1740-27387	Miscellaneous current and accr - Storage Imbalance 1740-27387		-	-	-	-	-	-	-	-	-	-	-	-	-
		residual	16,697,905	19,185,246	22,388,170	24,999,405	27,358,450	25,371,479	21,973,850	15,688,960	10,995,146	6,053,753	9,138,023	8,941,321	12,976,815

The payments are represented for the periods from 7/1 – 6/30 and based on prior calendar year gross intrastate receipts.

7/1/23 - 6/30/24 .1302% Budgeted amount for FY 2024
7/1/22 - 6/30/23 .1493%
7/1/21 - 6/30/22 .2000%
7/1/20 - 6/30/21 .2000%
7/1/19 - 6/30/20 .1956%
7/1/18 - 6/30/19 .2000%
7/1/17 - 6/30/18 .1996%
7/1/16 - 6/30/17 .1941%
7/1/15 - 6/30/16 .1901%
7/1/14 - 6/30/15 .1952%
7/1/13 - 6/30/14 .1785%
7/1/12 – 6/30/13 .1754%
7/1/11 – 6/30/12 .1529%
7/1/10 – 6/30/11 .1583%

year	billed rate
2025	0.1554%
2024	0.1302%
2023	0.1493%
2022	0.2000%
2021	0.2000%
2020	0.1956%
2019	0.2000%
2018	0.2000%
2017	0.1996%
2016	0.1901%
2015	0.1952%
2014	0.1785%
2013	0.1754%
2012	0.1529%
2011	0.1583%
average	0.1670%

Base Period	
Oct-23	0.1493%
Nov-23	0.1493%
Dec-23	0.1493%
Jan-24	0.1302%
Feb-24	0.1302%
Mar-24	0.1302%
Apr-24	0.1302%
May-24	0.1302%
Jun-24	0.1302%
Jul-24	0.1302%
Aug-24	0.1302%
Sep-24	0.1302%
Avg	0.1350%

Test Period	
Jan-25	0.1554%
Feb-25	0.1554%
Mar-25	0.1554%
Apr-25	0.1554%
May-25	0.1554%
Jun-25	0.1554%
Jul-25	0.1554%
Aug-25	0.1554%
Sep-25	0.1554%
Oct-25	0.1554%
Nov-25	0.1554%
Dec-25	0.1554%
Avg	0.1554%

Actuals for FY 2020

Oct-19	Nov-19	Dec-19	Jan-20	Feb-20	Mar-20	Apr-20	May-20	Jun-20	Jul-20	Aug-20	Sep-20	Total
29479	29479	29479	29479	29479	29479	29479	29479	29479	29,618	29,618	29,618	354,165

Actuals for FY 2021

Oct-20	Nov-20	Dec-20	Jan-21	Feb-21	Mar-21	Apr-21	May-21	Jun-21	Jul-21	Aug-21	Sep-21	Total
29,618	29,618	29,618	29,618	29,618	29,618	29,618	29,618	29,618	25,585	25,585	25,585	343,317

Actuals for FY 2022

Oct-21	Nov-21	Dec-21	Jan-22	Feb-22	Mar-22	Apr-22	May-22	Jun-22	Jul-22	Aug-22	Sep-22	Total
25,585	25,585	25,585	25,585	25,585	25,585	25,585	25,585	25,585	27,486	27,486	27,486	312,722

Actuals for FY 2023

Oct-22	Nov-22	Dec-22	Jan-23	Feb-23	Mar-23	Apr-23	May-23	Jun-23	Jul-23	Aug-23	Sep-23	Total
27,486	27,486	27,486	27,486	27,486	27,486	27,486	27,486	27,486	24,023	24,023	24,023	319,440

Actual for FY 2024

Oct-23	Nov-23	Dec-23	Jan-24	Feb-24	Mar-24	Apr-24	May-24	Jun-24	Jul-24	Aug-24	Sep-24	Total
24,023	24,023	24,023	24,023	24,023	24,023	24,023	24,023	24,023	25,239	25,239	25,239	291,920

Budgeted for FY 2025

Oct-24	Nov-24	Dec-24	Jan-25	Feb-25	Mar-25	Apr-25	May-25	Jun-25	Jul-25	Aug-25	Sep-25	Total
25,239	25,239	25,239	25,239	25,239	25,239	25,239	25,239	25,239	21,576	21,576	21,576	291,879

Budgeted for FY 2025

Oct-24	Nov-24	Dec-24	Jan-25	Feb-25	Mar-25	Apr-25	May-25	Jun-25	Jul-25	Aug-25	Sep-25	Total
21,576	21,576	21,576	21,576	21,576	21,576	21,576	21,576	21,576	0	0	0	194,184

		ACTUALS						BUDGET						
		2024 January	2024 February	2024 March	2024 April	2024 May	2024 June	2024 July	2024 August	2024 September	2024 October	2024 November	2024 December	
Div 9	Payroll Tax	31,158	24,299	25,934	16,417	55,530	24,110	34,521	34,521	34,521	36,713	36,713	36,713	
	Payroll Tax Projects	0	211	92	-303	0	0	0	0	0	0	0	0	
	Ad Valorem - Accrual	1,107,840	107,840	1,107,840	1,107,840	1,107,840	1,107,840	1,107,840	1,107,840	1,107,840	783,971	783,971	783,971	$1,000,000 adjustment made in Model at C.2.3 F; related to 2020-2022 Tax Year True-ups
	Dot Transmission User Tax	5,654	5,654	5,654	67,477	13,385	13,385	85,810	11,620	11,620	5,810	5,810	5,810	
	Taxes Property and Other	95	0	82	89	49	0	0	218	102	0	80	387	
	Public Service Commission Assessment	25,148	25,148	25,148	25,148	25,148	25,148	25,239	25,239	25,239	25,239	25,239	25,239	
	Billing for CSC Depr & Taxes Other 4081-41129	20,767	15,546	15,634	16,311	22,874	7,359	10,540	10,540	10,540	10,843	10,843	10,843	
	Billing for SS Depr & Taxes Other 4081-41130	27,331	21,967	21,765	22,787	33,520	10,614	17,446	17,446	17,446	16,170	38,593	16,170	
	Taxes Other Than Inc Tax 4081-09345	21,435	19,642	17,954	23,682	20,745	17,708	6,288	6,288	6,288	7,842	7,842	7,842	
	Total	**1,239,429**	**220,308**	**1,220,105**	**1,279,448**	**1,279,091**	**1,206,164**	**1,287,684**	**1,213,712**	**1,213,596**	**886,590**	**909,092**	**886,977**	
	checksum	1,239,429	220,308	1,220,105	1,279,448	1,279,091	1,206,164	1,287,684	1,213,712	1,213,596	886,590	909,092	886,977	
	diff	0	0	0	0	0	0	0	0	0	0	0	0	
		-	-	-	-	-	-	-	-	-	-	-	-	
Div 2	Payroll Tax	537,320	431,153	420,680	442,603	678,464	176,423	375,942	375,942	375,942	388,440	388,440	388,440	
	Ad Valorem - Accrual	61,461	50,200	55,700	55,700	55,700	55,700	61,300	61,300	61,300	55,800	55,800	55,800	
	Payroll Tax Projects	282	146	690	730	562	535	0	0	0	0	0	0	
	Taxes Property and Other	0	0	0	0	0	0	0	0	0	0	0	0	
	Total	**599,062**	**481,498**	**477,070**	**499,033**	**734,726**	**232,657**	**437,242**	**437,242**	**437,242**	**444,240**	**444,240**	**444,240**	
	checksum	599,062	481,498	477,070	499,033	734,726	232,657	437,242	437,242	437,242	444,240	444,240	444,240	
	diff	0	0	0	0	0	0	0	0	0	0	0	0	
		0	0	0	0	0	0	0	0	0	0	0	0	
Div 12	Payroll Tax	337,006	248,262	245,803	258,346	380,082	92,297	215,959	215,959	215,959	251,798	251,798	251,798	
	Ad Valorem - Accrual	48,200	40,100	44,200	44,200	44,200	44,200	48,200	48,200	48,200	46,100	46,100	46,100	
	Load Projects	0	0	0	0	0	0	0	0	0	0	0	0	
	Total	**385,206**	**288,362**	**290,003**	**302,546**	**424,282**	**136,497**	**264,159**	**264,159**	**264,159**	**297,898**	**297,898**	**297,898**	
	checksum	385,206	288,362	290,003	302,546	424,282	136,497	264,159	264,159	264,159	297,898	297,898	297,898	
	diff	0	0	0	0	0	0	0	0	0	0	0	0	
Div 91	Payroll Tax	42,797	39,218	35,830	47,292	41,414	35,317	12,230	12,230	12,230	15,898	15,898	15,898	
	Payroll Tax Projects	0	0	0	0	0	0	0	0	0	0	0	0	
	Ad Valorem - Accrual	100	100	100	100	100	100	100	100	100	0	0	0	
	Benefit load Projects	0	0	0	0	0	0	0	0	0	0	0	0	
	Occupational Licenses	0	0	0	0	0	0	0	0	0	0	0	0	
	Taxes Other Than Inc Tax 4081-09345	0	0	0	0	0	0	0	0	0	0	0	0	
	Total	**42,897**	**39,318**	**35,930**	**47,392**	**41,514**	**35,417**	**12,330**	**12,330**	**12,330**	**15,898**	**15,898**	**15,898**	
	checksum	42,897	39,318	35,930	47,392	41,514	35,417	12,330	12,330	12,330	15,898	15,898	15,898	
	diff	0	0	0	0	0	0	0	0	0	0	0	0	
										009 Allocation	-	-	-	
										009 Budget	7,842	7,842	7,842	
										Difference	(7,842)	(7,842)	(7,842)	
	checksum	1,239,429	220,308	1,220,105	1,279,448	1,279,091	1,206,164	1,287,684	1,213,712	1,213,596	886,590	909,092	886,977	
	diff	0	0	0	0	0	0	0	0	0	0	0	0	

		Forecasted												
		2025 April	2025 May	2025 June	2025 July	2025 August	2025 September	2025 October	2025 November	2025 December	2026 January	2026 February	2026 March	Escalator 3.5%
Div 9	Payroll Tax	36,713	36,713	36,713	36,713	36,713	36,713	37,998	37,998	37,998	37,998	37,998	37,998	
	Payroll Tax Projects	0	0	0	0	0	0	0	0	0	0	0	0	
	Ad Valorem - Accrual	Formula in Model												
	Dot Transmission User Tax	25,000	5,810	5,810	80,000	5,810	5,810	5,810	5,810	5,810	5,810	5,810	75,500	
	Taxes Property and Other	91	50	0	0	218	102	0	80	387	87	0	87	
	Public Service Commission Assessment	Formula in Model												
	Billing for CSC Depr & Taxes Other 4081-41129	10,989	10,989	10,989	10,989	10,989	10,989	10,843	10,843	10,843	10,989	10,989	10,989	
	Billing for SS Depr & Taxes Other 4081-41130	16,440	16,440	16,440	16,440	16,440	16,440	16,170	38,593	16,170	16,440	16,440	16,440	
	Taxes Other Than Inc Tax 4081-09345	7,842	7,842	7,842	7,842	7,842	7,842	7,842	7,842	7,842	7,842	7,842	7,842	
	Total	**97,076**	**77,845**	**77,795**	**151,985**	**78,013**	**77,897**	**78,665**	**101,167**	**79,052**	**79,167**	**79,080**	**148,857**	
		0	**0**	**0**	**0**	**0**	**0**	**-1,285**	**-1,285**	**-1,285**	**-1,285**	**-1,285**	**-1,285**	
		0.00	0.00	0.00	-	0.00	0.00	0.00	0.00	0.00	0.00	0.00	-	
Div 2	Payroll Tax	388,440	388,440	388,440	388,440	388,440	388,440	402,036	402,036	402,036	402,036	402,036	402,036	
	Ad Valorem - Accrual	63,200	63,200	63,200	63,200	63,200	63,200	55,800	55,800	55,800	63,200	63,200	63,200	
	Payroll Tax Projects	0	0	0	0	0	0	0	0	0	0	0	0	
	Taxes Property and Other	0	0	0	0	0	0	0	0	0	0	0	0	
	Total	**451,640**	**451,640**	**451,640**	**451,640**	**451,640**	**451,640**	**457,836**	**457,836**	**457,836**	**465,236**	**465,236**	**465,236**	
	checksum	0	0	0	0	0	0	13,595	13,595	13,595	13,595	13,595		
	diff	0	0	0	0	0	0	0	0	0	0	0	0	
Div 12	Payroll Tax	251,798	251,798	251,798	251,798	251,798	251,798	260,611	260,611	260,611	260,611	260,611	260,611	
	Ad Valorem - Accrual	50,100	50,100	50,100	50,100	50,100	50,100	46,100	46,100	46,100	50,100	50,100	50,100	
	Load Projects	0	0	0	0	0	0	0	0	0	0	0	0	
	Total	**301,898**	**301,898**	**301,898**	**301,898**	**301,898**	**301,898**	**306,711**	**306,711**	**306,711**	**310,711**	**310,711**	**310,711**	
	checksum	0	0	0	0	0	0	8,813	8,813	8,813	8,813	8,813	8,813	
	diff	0	0	0	0	0	0	0	0	0	0	0	0	
Div 91	Payroll Tax	15,898	15,898	15,898	15,898	15,898	15,898	16,454	16,454	16,454	16,454	16,454	16,454	
	Payroll Tax Projects	0	0	0	0	0	0	0	0	0	0	0	0	
	Ad Valorem - Accrual	0	0	0	0	0	0	0	0	0	0	0	0	
	Benefit load Projects	0	0	0	0	0	0	0	0	0	0	0	0	
	Occupational Licenses	0	0	0	0	0	0	0	0	0	0	0	0	
	Taxes Other Than Inc Tax 4081-09345	0	0	0	0	0	0	0	0	0	0	0	0	
	Total	**15,898**	**15,898**	**15,898**	**15,898**	**15,898**	**15,898**	**16,454**	**16,454**	**16,454**	**16,454**	**16,454**	**16,454**	
	checksum	0	0	0	0	0	0	556	556	556	556	556	556	
	diff	0	0	0	0	0	0	0	0	0	0	0	0	

View USD-Regulatory Kentucky Division - 009DIV Cost Center

Atmos Energy Corporation

Income Statements

Added Remaining Budget

Atmos Energy-KY/Mid-States

	Fiscal 2023 July	Fiscal 2023 August	Fiscal 2023 September	Fiscal 2024 October	Fiscal 2024 November	Fiscal 2024 December	Fiscal 2024 January	Fiscal 2024 February	Fiscal 2024 March	Fiscal 2024 April	Fiscal 2024 May	Fiscal 2024 June	Budget 2024 July	Budget 2024 August	Budget 2024 September	Fiscal 2024 Jun 12 Mo
Taxes-Other Than Income Taxes																
Taxes other than income taxes, - Fica Load 4081-01210	22,603	17,629	23,212	20,573	51,204	59,703	26,864	24,199	24,691	17,980	56,743	26,794	30,018	31,383	32,877	372,196
Taxes other than income taxes, - Futa Load 4081-01211	13	19	34	18	33	29	1,917	339	11	11	86	54	-	-	-	2,565
Taxes other than income taxes, - Suta Load 4081-01212	4	6	14	11	12	12	587	321	45	3	22	19	-	-	-	1,057
Taxes other than income taxes, - Futa Load Accrual 4081-01214	(3)	5	8	(6)	12	(18)	762	(614)	(147)	1	8	(1)	-	-	-	7
Taxes other than income taxes, - Suta Load Accrual 4081-01215	(1)	2	4	(1)	2	(6)	233	(90)	(122)	(21)	2	1	-	-	-	2
Taxes other than income taxes, - Fica Load Accrual 4081-01213	(2,845)	1,152	3,673	738	23,498	(25,892)	795	144	1,456	(1,557)	(1,331)	(2,759)	4,503	3,138	1,644	(2,927)
Taxes other than income taxes, - Payroll Tax Projects 4081-01256	-	-	-	-	-	-	-	211	92	(303)	-	-	-	-	-	-
Payroll Taxes	**19,770**	**18,812**	**26,946**	**21,334**	**74,761**	**33,829**	**31,158**	**24,510**	**26,026**	**16,113**	**55,530**	**24,110**	**34,521**	**34,521**	**34,521**	**372,899**
Taxes other than income taxes, - Ad Valorem - Accrual 4081-30101	851,630	851,630	(648,370)	1,006,340	1,006,340	1,006,340	1,107,840	107,840	1,107,840	1,107,840	1,107,840	1,107,840	1,107,840	1,107,840	1,107,840	9,720,950
Ad Valorem	**851,630**	**851,630**	**(648,370)**	**1,006,340**	**1,006,340**	**1,006,340**	**1,107,840**	**107,840**	**1,107,840**	**1,107,840**	**1,107,840**	**1,107,840**	**1,107,840**	**1,107,840**	**1,107,840**	**9,720,950**
Taxes other than income taxes, - City Franchise 4081-30107	-	233	95	-	85	427	95	-	82	89	49	-	-	218	102	1,155
Franchise Taxes	**-**	**233**	**95**	**-**	**85**	**427**	**95**	**-**	**82**	**89**	**49**	**-**	**-**	**218**	**102**	**1,155**
Taxes other than income taxes, - Taxes Other Than Inc Tax 4081-09345	25,018	27,882	12,819	144,624	(137,823)	26,381	21,435	19,642	17,954	23,682	20,745	17,698	6,288	6,288	6,288	220,059
Taxes other than income taxes, - Dot Transmission User Tax 4081-30108	5,810	5,810	5,810	5,654	5,654	5,654	5,654	5,654	5,654	67,477	13,385	13,385	85,810	11,620	11,620	145,602
Taxes other than income taxes, - Public Serv Comm Assessment 4081-30112	25,148	25,148	25,148	25,148	25,148	25,148	25,148	25,148	25,148	25,148	25,148	25,148	25,239	25,239	25,239	301,778
Taxes other than income taxes, - Other Indirect Tax Expense 4081-30181	-	-	-	-	-	-	-	-	-	-	-	10	-	-	-	10
Taxes other than income taxes, - Billing from CSC - Depr & Taxes Oth 4081-41129	16,031	17,560	12,307	14,579	13,190	15,155	20,767	15,546	15,634	16,311	22,874	7,359	10,540	10,540	10,540	187,312
Taxes other than income taxes, - Billing for SS Depr & Taxes Other 4081-41130	26,108	24,525	18,806	19,504	40,692	13,443	27,331	21,967	21,765	22,787	33,520	10,614	17,446	17,446	17,446	281,064
Others	**98,114**	**100,926**	**74,890**	**209,510**	**(53,138)**	**85,781**	**100,336**	**87,958**	**86,157**	**155,405**	**115,672**	**74,215**	**145,323**	**71,133**	**71,133**	**1,135,825**
Total Taxes - Other Than Income Taxes	**969,515**	**971,601**	**(546,439)**	**1,237,184**	**1,028,048**	**1,126,376**	**1,239,429**	**220,308**	**1,220,105**	**1,279,448**	**1,279,091**	**1,206,164**	**1,287,684**	**1,213,712**	**1,213,596**	**11,230,830**

View USD-Regulatory Mid-States General Office Div - 091D/V Cost Center

Atmos Energy Corporation

Income Statements

Added Remaining Budget

Atmos Energy-KY/Mid-States

	Fiscal 2023 July	Fiscal 2023 August	Fiscal 2023 September	Fiscal 2024 October	Fiscal 2024 November	Fiscal 2024 December	Fiscal 2024 January	Fiscal 2024 February	Fiscal 2024 March	Fiscal 2024 April	Fiscal 2024 May	Fiscal 2024 June	Budget 2024 July	Budget 2024 August	Budget 2024 September	Fiscal 2024 Jun 12 Mo
Taxes-Other Than Income Taxes																
Taxes other than income taxes, - Fica Load 4081-01210	35,788	40,141	23,505	35,555	77,716	12,330	35,890	34,577	30,623	42,820	14,747	31,804	10,635	11,118	11,648	415,495
Taxes other than income taxes, - Futa Load 4081-01211	7	10	17	10	19	15	1,027	185	6	7	52	28	-	-	-	1,384
Taxes other than income taxes, - Suta Load 4081-01212	2	3	7	6	7	7	314	175	25	2	13	10	-	-	-	572
Taxes other than income taxes, - Futa Load Accrual 4081-01214	(2)	2	4	(3)	8	(11)	408	(327)	(80)	1	4	(2)	-	-	-	3
Taxes other than income taxes, - Suta Load Accrual 4081-01215	(1)	1	2	(0)	1	(4)	125	(47)	(66)	(12)	1	0	-	-	-	1
Taxes other than income taxes, - Fica Load Accrual 4081-01213	13,395	14,667	1,648	5,455	(106,022)	40,026	5,034	4,656	5,322	4,473	26,596	3,476	1,595	1,112	582	18,726
Payroll Taxes	**49,189**	**54,825**	**25,184**	**41,022**	**(28,271)**	**52,363**	**42,797**	**39,218**	**35,830**	**47,292**	**41,414**	**35,317**	**12,230**	**12,230**	**12,230**	**436,181**
Taxes other than income taxes, - Ad Valorem - Accrual 4081-30101	40	40	40	248,400	(247,540)	430	100	100	100	100	100	100	100	100	100	2,010
Ad Valorem	**40**	**40**	**40**	**248,400**	**(247,540)**	**430**	**100**	**100**	**100**	**100**	**100**	**100**	**100**	**100**	**100**	**2,010**
Taxes other than income taxes, - Taxes Other Than Inc Tax 4081-09345	(49,229)	(54,865)	(25,224)	(289,422)	275,811	(52,793)	(42,897)	(39,308)	(35,930)	(47,392)	(41,514)	(35,417)	(12,330)	(12,330)	(12,330)	(438,182)
Taxes other than income taxes, - Billing from SS - Taxes Other and De 4081-41124	51,373	48,259	37,006	39,032	81,433	26,902	54,694	43,961	43,556	45,602	67,080	21,242	34,280	34,280	34,280	560,141
Taxes other than income taxes, - Billing from CSC - Depr & Taxes Oth 4081-41129	-	-	-	0	-	-	-	-	-	-	-	-	-	-	-	0
Taxes other than income taxes, - Billing for SS Depr & Taxes Other 4081-41130	(51,373)	(48,259)	(37,006)	(39,032)	(81,433)	(26,902)	(54,694)	(43,961)	(43,556)	(45,602)	(67,080)	(21,242)	(34,280)	(34,280)	(34,280)	(560,141)
Taxes other than income taxes, - Occupational Licenses 4081-30103	-	-	-	-	-	-	-	(10)	-	-	-	-	-	-	-	(10)
Others	**(49,229)**	**(54,865)**	**(25,224)**	**(289,422)**	**275,811**	**(52,793)**	**(42,897)**	**(39,318)**	**(35,930)**	**(47,392)**	**(41,514)**	**(35,417)**	**(12,330)**	**(12,330)**	**(12,330)**	**(438,191)**
Total Taxes - Other Than Income Taxes	**(0)**	**0**	**0**	**0**	**0**	**0**	**-**	**0**	**0**	**(0)**	**(0)**	**(0)**	**(0)**	**0**	**0**	**0**

View USD-Regulatory Dallas Atmos Rate Division - Cost Center

Atmos Energy Corporation

'002'!H$19+'002'!H$22+'002'!H$25+'002'!$B$38

Atmos Regulated Shared Services

	Fiscal 2023 July	Fiscal 2023 August	Fiscal 2023 September	Fiscal 2024 October	Fiscal 2024 November	Fiscal 2024 December	Fiscal 2024 January	Fiscal 2024 February	Fiscal 2024 March	Fiscal 2024 April	Fiscal 2024 May	Fiscal 2024 June	Budget 2024 July	Budget 2024 August	Budget 2024 September	Fiscal 2024 Jun 12 Mo
													Added Remaining Budget			
Taxes-Other Than Income Taxes																
Taxes other than income taxes, - Fica Load 4081-01210	313,670	320,919	323,203	309,974	892,677	486,845	362,256	369,628	368,432	365,186	532,389	116,555	326,906	341,765	358,040	4,761,735
Taxes other than income taxes, - Futa Load 4081-01211	450	402	314	347	509	287	22,334	6,003	1,704	494	970	413	-	-	-	34,228
Taxes other than income taxes, - Suta Load 4081-01212	722	653	450	622	722	528	26,983	9,728	(3,351)	843	1,317	579	-	-	-	39,796
Taxes other than income taxes, - Futa Load Accrual 4081-01214	13	46	(23)	51	149	(308)	8,886	(6,232)	(1,849)	(556)	(135)	(58)	-	-	-	(18)
Taxes other than income taxes, - Suta Load Accrual 4081-01215	18	77	(69)	148	134	(418)	10,705	(6,415)	(6,053)	2,182	(286)	(75)	-	-	-	(52)
Taxes other than income taxes, - Fica Load Accrual 4081-01213	150,391	203,231	15,568	75,233	(637,476)	(78,271)	106,157	58,441	61,797	74,454	144,209	59,009	49,036	34,177	17,902	232,744
Taxes other than income taxes, - Payroll Tax Projects 4081-01256	99	34	95	556	571	348	282	146	690	730	562	535	-	-	-	4,647
Payroll Taxes	**465,363**	**525,362**	**339,538**	**386,931**	**257,288**	**409,011**	**537,602**	**431,298**	**421,370**	**443,333**	**679,026**	**176,957**	**375,942**	**375,942**	**375,942**	**5,073,080**
Taxes other than income taxes, - Ad Valorem - Accrual 4081-30101	58,800	58,800	58,800	40,400	40,400	(114,353)	61,300	50,200	55,700	55,700	55,700	55,700	61,300	61,300	61,300	477,147
Ad Valorem	**58,800**	**58,800**	**58,800**	**40,400**	**40,400**	**(114,353)**	**61,300**	**50,200**	**55,700**	**55,700**	**55,700**	**55,700**	**61,300**	**61,300**	**61,300**	**477,147**
Taxes other than income taxes, - Excise Taxes 4081-30106	28,828	-	-	186	-	-	161	-	-	-	-	-	-	-	-	29,174
Franchise Taxes	**28,828**	**-**	**-**	**186**	**-**	**-**	**161**	**-**	**-**	**-**	**-**	**-**	**-**	**-**	**-**	**29,174**
Taxes other than income taxes, - Billed to West Tex Div 4081-40001	(43,576)	(40,934)	(31,389)	(32,748)	(68,322)	(22,571)	(45,888)	(36,883)	(36,544)	(38,260)	(56,280)	(17,822)	(29,776)	(29,776)	(29,776)	(471,215)
Taxes other than income taxes, - Billed to COKS Div 4081-40002	(34,617)	(32,519)	(24,936)	(26,292)	(54,854)	(18,121)	(36,842)	(29,612)	(29,340)	(30,718)	(45,186)	(14,308)	(16,571)	(16,571)	(16,571)	(377,345)
Taxes other than income taxes, - Billed to LA Div 4081-40003	(47,281)	(44,414)	(34,058)	(35,398)	(73,852)	(24,398)	(49,602)	(39,868)	(39,501)	(41,356)	(60,835)	(19,264)	(33,843)	(33,843)	(33,843)	(509,829)
Taxes other than income taxes, - Billed to Mid St Div 4081-40004	(51,373)	(48,259)	(37,006)	(39,032)	(81,433)	(26,902)	(54,694)	(43,961)	(43,556)	(45,602)	(67,080)	(21,242)	(34,280)	(34,280)	(34,280)	(560,141)
Taxes other than income taxes, - Billed to Mid-Tex Div 4081-40008	(233,362)	(219,215)	(168,099)	(187,295)	(390,756)	(129,090)	(262,449)	(210,944)	(209,004)	(218,820)	(321,883)	(101,927)	(179,750)	(179,750)	(179,750)	(2,652,845)
Taxes other than income taxes, - Billed to MS Div 4081-40009	(37,880)	(35,584)	(27,286)	(27,917)	(58,243)	(19,241)	(39,119)	(31,442)	(31,153)	(32,616)	(47,978)	(15,193)	(28,421)	(28,421)	(28,421)	(403,650)
Taxes other than income taxes, - Billed to Atmos Pipeline Div 4081-40010	(103,188)	(96,933)	(74,330)	(77,680)	(162,064)	(53,539)	(108,850)	(87,488)	(86,684)	(90,754)	(133,500)	(42,274)	(114,601)	(114,601)	(114,601)	(1,117,283)
Taxes other than income taxes, - Billed to AELIG 4081-40011	(442)	(416)	(319)	(299)	(624)	(206)	(419)	(337)	(334)	(350)	(514)	(163)	-	-	-	(4,424)
Taxes other than income taxes, - Billed to WKGS 4081-40012	(277)	(260)	(199)	(171)	(357)	(118)	(240)	(193)	(191)	(200)	(294)	(93)	-	-	-	(2,591)
Taxes other than income taxes, - Billed to UCGS 4081-40014	(221)	(208)	(159)	(128)	(268)	(88)	(180)	(144)	(143)	(150)	(220)	(70)	-	-	-	(1,980)
Taxes other than income taxes, - Billed to TLGP 4081-40015	(774)	(727)	(558)	(556)	(1,160)	(383)	(779)	(626)	(620)	(649)	(955)	(302)	-	-	-	(8,089)
Taxes other than income taxes, - Taxes Property And Other 4081-30102	-	(64,695)	-	-	598,500	-	533,805	-	-	-	-	-	-	-	-	533,805
Taxes other than income taxes, - Occupational Licenses 4081-30103	-	-	-	-	-	-	-	-	-	441	-	-	-	-	-	441
Others	**(552,991)**	**(584,162)**	**(398,338)**	**(427,517)**	**(293,432)**	**(294,658)**	**(599,062)**	**(481,498)**	**(477,070)**	**(499,033)**	**(734,726)**	**(232,657)**	**(437,242)**	**(437,242)**	**(437,242)**	**(5,575,146)**
Total Taxes - Other Than Income Taxes	**(0)**	**0**	**(0)**	**(0)**	**4,255**	**(0)**	**0**	**(0)**	**(0)**	**0**	**(0)**	**0**	**-**	**-**	**-**	**4,255**

View USD-Regulatory Call Center Division - 012DIV Cost Center

Atmos Energy Corporation

Income Statements

Added Remaining Budget

Atmos Regulated Shared Services

	Fiscal 2023 July	Fiscal 2023 August	Fiscal 2023 September	Fiscal 2024 October	Fiscal 2024 November	Fiscal 2024 December	Fiscal 2024 January	Fiscal 2024 February	Fiscal 2024 March	Fiscal 2024 April	Fiscal 2024 May	Fiscal 2024 June	Budget 2024 July	Budget 2024 August	Budget 2024 September	Fiscal 2024 Jun 12 Mo
Taxes-Other Than Income Taxes																
Taxes other than income taxes, - Fica Load 4081-01210	167,831	168,990	172,054	169,022	517,569	275,605	226,065	217,522	216,825	215,376	304,397	62,744	187,790	196,326	205,675	2,714,000
Taxes other than income taxes, - Futa Load 4081-01211	241	212	167	189	295	163	13,937	3,593	1,016	291	559	223	-	-	-	20,886
Taxes other than income taxes, - Suta Load 4081-01212	386	344	240	339	419	299	16,838	5,823	(1,998)	497	759	312	-	-	-	24,257
Taxes other than income taxes, - Futa Load Accrual 4081-01214	7	23	(12)	30	92	(179)	5,548	(3,958)	(1,109)	(333)	(82)	(38)	-	-	-	(11)
Taxes other than income taxes, - Suta Load Accrual 4081-01215	10	39	(35)	84	87	(243)	6,686	(4,115)	(3,619)	1,297	(172)	(49)	-	-	-	(30)
Taxes other than income taxes, - Fica Load Accrual 4081-01213	81,387	108,318	9,153	42,958	(335,863)	(59,860)	67,931	29,398	34,689	41,217	74,620	29,105	28,169	19,633	10,284	123,054
Payroll Taxes	**249,863**	**277,925**	**181,567**	**212,622**	**182,600**	**215,783**	**337,006**	**248,262**	**245,803**	**258,346**	**380,082**	**92,297**	**215,959**	**215,959**	**215,959**	**2,882,157**
Taxes other than income taxes, - Ad Valorem - Accrual 4081-30101	44,200	44,200	44,200	57,800	57,800	65,320	48,200	40,100	44,200	44,200	44,200	44,200	48,200	48,200	48,200	578,620
Ad Valorem	**44,200**	**44,200**	**44,200**	**57,800**	**57,800**	**65,320**	**48,200**	**40,100**	**44,200**	**44,200**	**44,200**	**44,200**	**48,200**	**48,200**	**48,200**	**578,620**
Taxes other than income taxes, - Billed to West Tex Div 4081-40001	(27,965)	(30,634)	(21,470)	(25,582)	(23,144)	(26,592)	(36,440)	(27,279)	(27,434)	(28,621)	(40,137)	(12,913)	(17,989)	(17,989)	(17,989)	(328,213)
Taxes other than income taxes, - Billed to CO/KS Div 4081-40002	(23,760)	(26,028)	(18,242)	(21,850)	(19,768)	(22,713)	(31,125)	(23,300)	(23,432)	(24,446)	(34,282)	(11,029)	(10,012)	(10,012)	(10,012)	(279,975)
Taxes other than income taxes, - Billed to LA Div 4081-40003	(31,994)	(35,047)	(24,563)	(29,233)	(26,447)	(30,387)	(41,641)	(31,172)	(31,349)	(32,705)	(45,865)	(14,755)	(20,446)	(20,446)	(20,446)	(375,159)
Taxes other than income taxes, - Billed to Mid St Div 4081-40004	(32,170)	(35,240)	(24,699)	(29,476)	(26,667)	(30,640)	(41,987)	(31,431)	(31,610)	(32,978)	(46,247)	(14,878)	(20,710)	(20,710)	(20,710)	(378,025)
Taxes other than income taxes, - Billed to Mid-Tex Div 4081-40008	(155,853)	(170,726)	(119,657)	(144,135)	(130,401)	(149,828)	(205,315)	(153,697)	(154,572)	(161,257)	(226,142)	(72,753)	(108,596)	(108,596)	(108,596)	(1,844,336)
Taxes other than income taxes, - Billed to MS Div 4081-40009	(22,319)	(24,449)	(17,136)	(20,146)	(18,227)	(20,942)	(28,698)	(21,483)	(21,605)	(22,540)	(31,609)	(10,169)	(17,170)	(17,170)	(17,170)	(259,324)
Taxes other than income taxes, - Billed to Atmos Pipeline Div 4081-40010	-	-	-	-	-	-	-	-	-	-	-	-	(69,236)	(69,236)	(69,236)	-
Others	**(294,063)**	**(322,125)**	**(225,767)**	**(270,422)**	**(244,655)**	**(281,103)**	**(385,206)**	**(288,362)**	**(290,003)**	**(302,546)**	**(424,282)**	**(136,497)**	**(264,159)**	**(264,159)**	**(264,159)**	**(3,465,032)**
Total Taxes - Other Than Income Taxes	**(0)**	**-**	**0**	**0**	**(4,255)**	**-**	**0**	**0**	**-**	**-**	**(0)**	**-**	**-**	**-**	**-**	**(4,255)**

Notes:

- Obtain budget data for Div 002 and 009
- Obtain actuals data for Div 002, 012, 009, and 091
- Check/update/relink formulas ond worksheet "summary"

Working Budget 2025	Budget							105,875						
		Oct 24	Nov 24	Dec 24	Jan 25	Feb 25	Mar 25	Apr 25	May 25	Jun 25	Jul 25	Aug 25	Sep 25	FY25
Kentucky Division - 009DIV	Taxes other than income taxes, - Ad Valorem - Acc4081-30101	783,971	783,971	783,971	1,099,171	1,099,171	1,099,171	1,099,171	1,099,171	1,099,171	1,099,171	1,099,171	1,099,171	12,244,452
Kentucky Division - 009DIV	**Ad Valorem**	783,971	783,971	783,971	1,099,171	1,099,171	1,099,171	1,099,171	1,099,171	1,099,171	1,099,171	1,099,171	1,099,171	12,244,452
Kentucky Division - 009DIV	Taxes other than income taxes, - City Franchise 4081-30107	-	80	387	87	-	87	91	50	-	-	218	102	1,102
Kentucky Division - 009DIV	**Franchise Taxes**	-	80	387	87	-	87	91	50	-	-	218	102	1,102
Kentucky Division - 009DIV	Taxes other than income taxes, - Taxes Other Than4081-09345	7,842	7,842	7,842	7,842	7,842	7,842	7,842	7,842	7,842	7,842	7,842	7,842	94,109
Kentucky Division - 009DIV	Taxes other than income taxes, - Dot Transmission4081-30108	5,810	5,810	5,810	5,810	5,810	75,500	25,000	5,810	5,810	80,000	5,810	5,810	232,790
Kentucky Division - 009DIV	Taxes other than income taxes, - Public Serv Comm4081-30112	25,239	25,239	25,239	25,239	25,239	25,239	25,239	25,239	21,576	21,576	21,576	21,576	288,216
Kentucky Division - 009DIV	Taxes other than income taxes, - Billing from CSC4081-41129	10,843	10,843	10,843	10,989	10,989	10,989	10,989	10,989	10,989	10,989	10,989	10,989	131,432
Kentucky Division - 009DIV	Taxes other than income taxes, - Billing for SS D4081-41130	16,170	38,593	16,170	16,440	16,440	16,440	16,440	16,440	16,440	16,440	16,440	16,440	218,891
Kentucky Division - 009DIV	**Others**	65,905	88,328	65,905	66,320	66,320	136,010	85,510	66,320	62,657	136,847	62,657	62,657	965,438
Kentucky Division - 009DIV	Taxes other than income taxes, - Fica Load 4081-01210	31,925	52,448	33,376	31,925	36,713	34,965	33,376	50,064	34,965	31,925	34,965	33,376	440,022
Kentucky Division - 009DIV	Taxes other than income taxes, - Fica Load Accrua4081-01213	4,789	(15,734)	3,338	4,789	-	1,748	3,338	(13,350)	1,748	4,789	1,748	3,338	539
Kentucky Division - 009DIV	**Payroll Taxes**	36,713	36,713	36,713	36,713	36,713	36,713	36,713	36,713	36,713	36,713	36,713	36,713	440,561
Kentucky Division - 009DIV	**Total Taxes - Other Than Income Taxes**	886,590	909,092	886,977	1,202,292	1,202,205	1,271,982	1,221,486	1,202,255	1,198,542	1,272,732	1,198,760	1,198,644	13,651,554
Mid-States General Office Div - 091DIV	Taxes other than income taxes, - Taxes Other Than4081-09345	(15,898)	(15,898)	(15,898)	(15,898)	(15,898)	(15,898)	(15,898)	(15,898)	(15,898)	(15,898)	(15,898)	(15,898)	(190,775)
Mid-States General Office Div - 091DIV	**Others**	(15,898)	(15,898)	(15,898)	(15,898)	(15,898)	(15,898)	(15,898)	(15,898)	(15,898)	(15,898)	(15,898)	(15,898)	(190,775)
Mid-States General Office Div - 091DIV	Taxes other than income taxes, - Fica Load 4081-01210	13,824	22,711	14,453	13,824	15,898	15,141	14,453	21,679	15,141	13,824	15,141	14,453	190,541
Mid-States General Office Div - 091DIV	Taxes other than income taxes, - Fica Load Accrua4081-01213	2,074	(6,813)	1,445	2,074	-	757	1,445	(5,781)	757	2,074	757	1,445	233
Mid-States General Office Div - 091DIV	**Payroll Taxes**	15,898	15,898	15,898	15,898	15,898	15,898	15,898	15,898	15,898	15,898	15,898	15,898	190,775
Mid-States General Office Div - 091DIV	**Total Taxes - Other Than Income Taxes**	-	-	-	-	-	-	-	-	-	-	-	-	-
Dallas Atmos Rate Division - 002DIV	Taxes other than income taxes, - Ad Valorem - Acc4081-30101	55,800	55,800	55,800	63,200	63,200	63,200	63,200	63,200	63,200	63,200	63,200	63,200	736,200
Dallas Atmos Rate Division - 002DIV	**Ad Valorem**	55,800	55,800	55,800	63,200	63,200	63,200	63,200	63,200	63,200	63,200	63,200	63,200	736,200
Dallas Atmos Rate Division - 002DIV	Taxes other than income taxes, - Billed to LA Div 4081-40003	(33,629)	(80,260)	(33,629)	(34,189)	(34,189)	(34,189)	(34,189)	(34,189)	(34,189)	(34,189)	(34,189)	(34,189)	(455,221)
Dallas Atmos Rate Division - 002DIV	Taxes other than income taxes, - Billed to MS Div 4081-40009	(27,809)	(66,371)	(27,809)	(28,273)	(28,273)	(28,273)	(28,273)	(28,273)	(28,273)	(28,273)	(28,273)	(28,273)	(376,444)
Dallas Atmos Rate Division - 002DIV	Taxes other than income taxes, - Taxes Property A4081-30102	-	616,000	-	-	-	-	-	-	-	-	-	-	616,000
Dallas Atmos Rate Division - 002DIV	Taxes other than income taxes, - Billed to West T4081-40001	(29,720)	(70,930)	(29,720)	(30,215)	(30,215)	(30,215)	(30,215)	(30,215)	(30,215)	(30,215)	(30,215)	(30,215)	(402,302)
Dallas Atmos Rate Division - 002DIV	Taxes other than income taxes, - Billed to CO/KS 4081-40002	(17,059)	(40,713)	(17,059)	(17,343)	(17,343)	(17,343)	(17,343)	(17,343)	(17,343)	(17,343)	(17,343)	(17,343)	(230,918)
Dallas Atmos Rate Division - 002DIV	Taxes other than income taxes, - Billed to Mid St4081-40004	(32,741)	(78,140)	(32,741)	(33,286)	(33,286)	(33,286)	(33,286)	(33,286)	(33,286)	(33,286)	(33,286)	(33,286)	(443,194)
Dallas Atmos Rate Division - 002DIV	Taxes other than income taxes, - Billed to Mid-Te4081-40008	(186,492)	(445,089)	(186,492)	(189,599)	(189,599)	(189,599)	(189,599)	(189,599)	(189,599)	(189,599)	(189,599)	(189,599)	(2,524,461)
Dallas Atmos Rate Division - 002DIV	Taxes other than income taxes, - Billed to Atmos 4081-40010	(116,791)	(278,737)	(116,791)	(118,736)	(118,736)	(118,736)	(118,736)	(118,736)	(118,736)	(118,736)	(118,736)	(118,736)	(1,580,945)
Dallas Atmos Rate Division - 002DIV	**Others**	(444,240)	(444,240)	(444,240)	(451,640)	(451,640)	(451,640)	(451,640)	(451,640)	(451,640)	(451,640)	(451,640)	(451,640)	(5,397,486)
Dallas Atmos Rate Division - 002DIV	Taxes other than income taxes, - Fica Load 4081-01210	337,774	554,915	353,128	337,774	388,440	369,943	353,128	529,692	369,943	337,774	369,943	353,128	4,655,583
Dallas Atmos Rate Division - 002DIV	Taxes other than income taxes, - Fica Load Accrua4081-01213	50,666	(166,474)	35,313	50,666	-	18,497	35,313	(141,251)	18,497	50,666	18,497	35,313	5,703
Dallas Atmos Rate Division - 002DIV	**Payroll Taxes**	388,440	388,440	388,440	388,440	388,440	388,440	388,440	388,440	388,440	388,440	388,440	388,440	4,661,286
Dallas Atmos Rate Division - 002DIV	**Total Taxes - Other Than Income Taxes**	(0)	(0)	-	-	-	-	-	-	-	-	-	-	-
Call Center Division - 012DIV	Taxes other than income taxes, - Ad Valorem - Acc4081-30101	46,100	46,100	46,100	50,100	50,100	50,100	50,100	50,100	50,100	50,100	50,100	50,100	589,200
Call Center Division - 012DIV	**Ad Valorem**	46,100	46,100	46,100	50,100	50,100	50,100	50,100	50,100	50,100	50,100	50,100	50,100	589,200
Call Center Division - 012DIV	Taxes other than income taxes, - Billed to LA Div 4081-40003	(22,551)	(22,551)	(22,551)	(22,854)	(22,854)	(22,854)	(22,854)	(22,854)	(22,854)	(22,854)	(22,854)	(22,854)	(273,335)
Call Center Division - 012DIV	Taxes other than income taxes, - Billed to MS Div 4081-40009	(18,648)	(18,648)	(18,648)	(18,899)	(18,899)	(18,899)	(18,899)	(18,899)	(18,899)	(18,899)	(18,899)	(18,899)	(226,034)
Call Center Division - 012DIV	Taxes other than income taxes, - Billed to West T4081-40001	(19,929)	(19,929)	(19,929)	(20,197)	(20,197)	(20,197)	(20,197)	(20,197)	(20,197)	(20,197)	(20,197)	(20,197)	(241,561)
Call Center Division - 012DIV	Taxes other than income taxes, - Billed to CO/KS 4081-40002	(11,439)	(11,439)	(11,439)	(11,593)	(11,593)	(11,593)	(11,593)	(11,593)	(11,593)	(11,593)	(11,593)	(11,593)	(138,654)
Call Center Division - 012DIV	Taxes other than income taxes, - Billed to Mid St4081-40004	(21,955)	(21,955)	(21,955)	(22,250)	(22,250)	(22,250)	(22,250)	(22,250)	(22,250)	(22,250)	(22,250)	(22,250)	(266,114)
Call Center Division - 012DIV	Taxes other than income taxes, - Billed to Mid-Te4081-40008	(125,057)	(125,057)	(125,057)	(126,737)	(126,737)	(126,737)	(126,737)	(126,737)	(126,737)	(126,737)	(126,737)	(126,737)	(1,515,802)
Call Center Division - 012DIV	Taxes other than income taxes, - Billed to Atmos 4081-40010	(78,317)	(78,317)	(78,317)	(79,369)	(79,369)	(79,369)	(79,369)	(79,369)	(79,369)	(79,369)	(79,369)	(79,369)	(949,272)
Call Center Division - 012DIV	**Others**	(297,898)	(297,898)	(297,898)	(301,898)	(301,898)	(301,898)	(301,898)	(301,898)	(301,898)	(301,898)	(301,898)	(301,898)	(3,610,772)
Call Center Division - 012DIV	Taxes other than income taxes, - Fica Load 4081-01210	218,954	359,711	228,907	218,954	251,798	239,807	228,907	343,360	239,807	218,954	239,807	228,907	3,017,875
Call Center Division - 012DIV	Taxes other than income taxes, - Fica Load Accrua4081-01213	32,843	(107,913)	22,891	32,843	-	11,990	22,891	(91,563)	11,990	32,843	11,990	22,891	3,697
Call Center Division - 012DIV	**Payroll Taxes**	251,798	251,798	251,798	251,798	251,798	251,798	251,798	251,798	251,798	251,798	251,798	251,798	3,021,572
Call Center Division - 012DIV	**Total Taxes - Other Than Income Taxes**	(0)	-	-	(0)	(0)	(0)	(0)	(0)	(0)	(0)	(0)	(0)	(0)

4.56%	<=	General Office (Div 002) allocator—KY composite
5.39%	<=	Customer Support (Div 012) allocator—KY composite
49.97%	<=	Mid-States General Office (Div 091) allocator—KY composite

Are they using different Allocations for Plan Year? But they should match also? Maybe ask Nicole

(16,360)	(39,046)	(16,360)	(16,633)	(16,633)	(16,633)	(16,633)	(16,633)	(16,633)	(16,633)	(16,633)	(16,633)
(10,971)	(10,971)	(10,971)	(11,118)	(11,118)	(11,118)	(11,118)	(11,118)	(11,118)	(11,118)	(11,118)	(11,118)

16,170
10,843

297,898
16,060.1

Atmos Energy Corporation

Income Statements

For the Month Ended June, 2024

Atmos Energy-KY/Mid-States

	Fiscal 2023 July	Fiscal 2023 August	Fiscal 2023 September	Fiscal 2024 October	Fiscal 2024 November	Fiscal 2024 December	Fiscal 2024 January	Fiscal 2024 February	Fiscal 2024 March	Fiscal 2024 April	Fiscal 2024 May	Fiscal 2024 June	Fiscal 2024 Jun 12 Mo
A&G-Administrative expense tra - Admin & General Expenses 9220-09341	508,003	518,844	539,552	211,663	376,186	388,466	323,729	433,306	220,516	363,171	413,143	272,528	4,569,106
A&G-Administrative expense tra - Billing for CSC O&M 9220-41131	185,239	195,277	178,867	193,881	200,182	184,693	223,769	194,152	188,962	204,061	211,670	183,690	2,344,443
A&G-Administrative expense tra - Billing for SS O&M 9220-41132	627,513	549,486	311,853	588,548	465,373	582,571	594,342	467,154	547,335	542,551	1,127,076	201,751	6,605,554

DIV 009	Fiscal 2023 July	Fiscal 2023 August	Fiscal 2023 September	Fiscal 2024 October	Fiscal 2024 November	Fiscal 2024 December	Fiscal 2024 January	Fiscal 2024 February	Fiscal 2024 March	Fiscal 2024 April	Fiscal 2024 May	Fiscal 2024 June	Fiscal 2024 Jun 12 Mo	Total
A&G-Administrative expense tra - Admin & General Expenses 9220-09341	508,003	518,844	539,552	211,663	376,186	388,466	323,729	433,306	220,516	363,171	413,143	272,528	4,569,106	4,569,106
A&G-Administrative expense tra - Billing for CSC O&M 9220-41131	185,239	195,277	178,867	193,881	200,182	184,693	223,769	194,152	188,962	204,061	211,670	183,690	2,344,443	2,344,443
A&G-Administrative expense tra - Billing for SS O&M 9220-41132	627,513	549,486	311,853	588,548	465,373	582,571	594,342	467,154	547,335	542,551	1,127,076	201,751	6,605,554	6,605,554
TB - 9220	**1,320,754**	**1,263,607**	**1,030,272**	**994,092**	**1,041,741**	**1,155,730**	**1,141,840**	**1,094,612**	**956,814**	**1,109,783**	**1,751,889**	**657,969**	**13,519,103**	

View USD-Regulatory Kentucky Division - 009DIV Cost Center

Atmos Energy Corporation

Income Statements

Atmos Energy-KY/Mid-States

	Calendar 2017	Calendar 2018	Calendar 2019	Calendar 2020	Calendar 2021	Calendar 2022	Calendar 2023
	Fiscal 2018 Dec 12 Mo	Fiscal 2019 Dec 12 Mo	Fiscal 2020 Dec 12 Mo	Fiscal 2021 Dec 12 Mo	Fiscal 2022 Dec 12 Mo	Fiscal 2023 Dec 12 Mo	Fiscal 2024 Dec 12 Mo
Operating Revenue							
Total Gas Revenue	144,869,827	161,584,111	157,506,291	134,241,517	152,334,010	209,579,879	170,001,810
Transportation Revenue	17,214,914	18,537,373	18,324,533	17,179,779	18,498,679	20,214,068	20,703,312
Forfeited Discounts	1,217,620	1,373,537	1,170,706	374,691	(9,158)	(77)	(7)
Other Operating Revenue	799,624	(640,539)	706,980	1,712,399	145,108	211,349	26,416
Realized Gas Trading Margin	-	-	-	-	-	-	-
Unrealized Gas Trading Margin	-	-	-	-	-	-	-
Intersegment Revenue Elimination	-	-	-	-	-	-	-
Total Operating Revenues	**164,101,984**	**180,854,481**	**177,708,510**	**153,508,386**	**170,968,639**	**230,005,219**	**190,731,531**
Purchased Gas Cost	70,880,021	89,006,236	83,688,773	59,995,688	75,839,021	131,386,543	89,605,113
Intersegment Gas Cost Elimination	-	-	-	-	-	-	-
Total Purchased Gas Costs	**70,880,021**	**89,006,236**	**83,688,773**	**59,995,688**	**75,839,021**	**131,386,543**	**89,605,113**
Contribution Margin	**93,221,963**	**91,848,245**	**94,019,737**	**93,512,697**	**95,129,618**	**98,618,675**	**101,126,417**
Operating Expenses							
Direct Expenses	15,137,831	16,479,778	17,901,412	14,410,754	16,686,348	16,482,360	16,560,384
Share Services Billings	11,828,784	12,110,085	12,486,838	12,950,359	13,806,151	12,755,101	13,457,790
Bad Debt Expense	893,212	923,544	1,079,240	1,262,456	2,808,313	722,762	997,985
Depreciation and Amortization	19,379,360	20,842,246	20,422,629	20,485,276	21,285,407	19,950,181	19,461,753
Taxes-Other Than Income Taxes							
Payroll Taxes	342,145	364,719	408,463	335,621	343,740	368,773	387,516
Ad Valorem	4,871,556	5,209,056	7,216,056	7,984,520	8,910,557	9,289,560	9,183,690
Franchise Taxes	82,087	83,614	1,032	1,069	1,076	1,118	1,157
State Gross Receipts	-	-	-	-	-	-	-
Others	1,040,130	797,486	1,047,542	1,079,631	1,165,299	1,001,576	1,094,686
Total Taxes - Other Than Income Taxes	**6,335,918**	**6,454,875**	**8,673,093**	**9,400,841**	**10,420,673**	**10,661,027**	**10,667,049**
Total Operating Expenses	**53,575,105**	**56,810,528**	**60,563,211**	**58,509,686**	**65,006,892**	**60,571,433**	**61,144,961**
Operating Income (Loss)	**39,646,858**	**35,037,718**	**33,456,526**	**35,003,011**	**30,122,726**	**38,047,243**	**39,981,457**
Other Non-Operating Income/Expense							
Interest Income	32,015	(2,493)	31,290	38,990	55,493	178,970	239,888
PBR	3,246,149	3,241,396	3,425,350	3,358,985	1,485,460	4,846,327	3,354,290
Others Income	75,077	(53,788)	1,211,861	497,428	544,293	935,175	747,894
Total Non-Operating Income	**3,353,241**	**3,185,115**	**4,668,501**	**3,895,403**	**2,085,246**	**5,960,472**	**4,342,072**
Long Term Interest Expenses	7,817,928	8,696,510	9,148,805	9,224,616	9,633,858	10,841,669	10,036,869
Short Term Interest Expenses	190,665	(674,836)	306,746	141,523	68,449	(9,155)	215,781
Donations	360,837	455,436	476,971	816,714	943,759	986,207	1,030,688
Other Non-Operating Expense	478,577	549,368	564,361	603,020	500,647	602,767	930,794
Total Non-Operating Expense	**8,848,007**	**9,026,477**	**10,496,883**	**10,785,874**	**11,146,713**	**12,421,488**	**12,214,132**
Equity in Earnings	-	-	-	-	-	-	-
Total Other Non-Operating Income/Expense	**5,494,766**	**5,841,362**	**5,828,382**	**6,890,471**	**9,061,467**	**6,461,015**	**7,872,061**
Income (Loss), Before Income Taxes	**34,152,092**	**29,196,356**	**27,628,144**	**28,112,541**	**21,061,259**	**31,586,227**	**32,109,396**
Provision (Benefit) for Income Taxes							
Current Federal Income Tax	(5,543,996)	(7,068,160)	2,103,980	(101,884)	(5,164,530)	(6,727,940)	9,923,218
Current State Income Tax	(290,529)	1,501,757	(397,936)	1,111,965	4,628,775	(3,563,684)	667,850
Deferred Federal Income Tax	14,636,061	18,995,983	2,812,350	5,480,322	8,561,045	7,459,737	(9,876,020)
Deferred State Income Tax	895,219	(4,568,653)	1,770,069	(3,110,070)	(4,155,117)	7,994,607	(107,721)
Investment Tax Credits	-	-	-	-	-	-	-
Total Provision (Benefit) for Inc Tax	**9,696,755**	**8,860,927**	**6,288,463**	**3,380,333**	**3,870,173**	**5,162,720**	**607,327**
Income (Loss), Before Cumulative Effect	**24,455,337**	**20,335,429**	**21,339,681**	**24,732,208**	**17,191,086**	**26,423,508**	**31,502,069**
Cumulative Effect of Acct Change, Net of Tax	-	-	-	-	-	-	-
Income Statement - Net Income (Loss)	**24,455,337**	**20,335,429**	**21,339,681**	**24,732,208**	**17,191,086**	**26,423,508**	**31,502,069**

View USD-Regulatory Kentucky Division - 009DIV Cost Center

Atmos Energy Corporation

Income Statements

Atmos Energy-KY/Mid-States

	Calendar 2017	Calendar 2018	Calendar 2019	Calendar 2020	Calendar 2021	Calendar 2022	Calendar 2023	
	Fiscal 2018 Dec 12 Mo	Fiscal 2019 Dec 12 Mo	Fiscal 2020 Dec 12 Mo	Fiscal 2021 Dec 12 Mo	Fiscal 2022 Dec 12 Mo	Fiscal 2023 Dec 12 Mo	Fiscal 2024 Dec 12 Mo	
Other Non-Operating Income/Expense								
Interest on long-Term debt - Billed from SS - Below the line 4270-41134	7,599,169	8,469,122	8,944,038	9,038,240	9,454,003	10,687,679	9,852,776	
Amortization of debt discount - Billed from SS - Below the line 4280-41134	95,687	110,936	117,256	124,974	152,699	152,725	187,561	
Amortization of debt discount - Billed from HQ - Below the line 4280-41136	4,093	4,188	4,171	4,007	3,986	3,975	3,927	
Amortization of loss on reacqu - Billed from SS - Below the line 4281-41134	128,875	130,954	101,718	74,252	39,045	12,298	6,551	
Amortization of debt premium - Billed from SS - Below the line 4290-41134	(9,896)	(18,689)	(18,377)	(16,858)	(15,875)	(15,009)	(13,945)	
Long Term Interest Expenses	7,817,928	8,696,510	9,148,805	9,224,616	9,633,858	10,841,669	10,036,869	
Interest on debt to associated - Billed from SS - Below the line 4300-41134	112,557	162,052	179,762	50,909	-	-	-	
Other interest expense - Penalty - Interest 4310-30118	-	-	-	-	-	-	22,562	
Other interest expense - Cust Deps-By Acct/Div 4310-30119	11,793	21,662	27,747	19,914	383	1,254	32,234	
Other interest expense - Int on Taxes 4310-30157	226	897	7,416	-	-	5,444	30,145	
Other interest expense - Billed from SS - Below the line 4310-41134	445,363	379,236	357,655	243,257	249,915	249,589	330,088	
Allowance for borrowed funds u - Default 4320-00000	(379,274)	(1,238,684)	(265,835)	(172,491)	(179,691)	(265,442)	(199,249)	AFUDC
Allowance for borrowed funds u - Billed from SS - Below the line 4320-41134	-	-	-	(66)	(2,158)	-	-	AFUDC
Short Term Interest Expenses	190,665	(674,836)	306,746	141,523	68,449	(9,155)	215,781	
Total Interest Expense	8,008,593	8,021,674	9,455,551	9,366,139	9,702,307	10,832,514	10,252,650	
Donations	360,837	455,436	476,971	816,714	943,759	986,207	1,030,688	
Other Non-Operating Expense	478,577	549,368	564,361	603,020	500,647	602,767	930,794	
Total Non-Operating Expense	**8,848,007**	**9,026,477**	**10,496,883**	**10,785,874**	**11,146,713**	**12,421,488**	**12,214,132**	
Miscellaneous nonoperating inc - Misc Non-Operating Income 4210-30606	2,500	-	-	-	-	-	-	
Miscellaneous nonoperating inc - Billed from SS - Below the line 4210-41134	-	-	-	669	3	-	3,437	
Revenues from nonutility opera - Misc Other Revenue 4170-30526	16,875	19,900	21,200	30,700	34,300	34,875	36,150	
Regulatory Debits - Billed from HQ - Below the line 4073-41136	(72,016)	(73,688)	(73,384)	(70,510)	(70,141)	(69,943)	(0)	
Regulatory Credits - Billed from HQ - Below the line 4074-41136	127,718	-	-	-	-	-	-	
Allowance for other funds used - Default 4191-00000	-	-	1,247,063	441,866	497,038	946,808	708,307	AFUDC
Allowance for other funds used - Billed from SS - Below the line 4191-41134	-	-	-	174	6,228	-	-	AFUDC
Gain on Disposition of Propert - Other Misc 4211-30543	-	-	16,982	-	-	-	-	
Gain on Disposition of Propert - Gain or loss on disposition of lease 4211-30557	-	-	-	94,529	76,603	20,542	(0)	
Gain on Disposition of Propert - Billed from SS - Below the line 4211-41134	-	-	-	-	261	-	-	
Gain on Disposition of Propert - Billed from HQ - Below the line 4211-41136	-	-	-	-	-	2,894	-	
Others Income	75,077	(53,788)	1,211,861	497,428	544,293	935,175	747,894	
Interest Income	32,015	(2,493)	31,290	38,990	55,493	178,970	239,888	
PBR	3,246,149	3,241,396	3,425,350	3,358,985	1,485,460	4,846,327	3,354,290	
Total Non-Operating Income	**3,353,241**	**3,185,115**	**4,668,501**	**3,895,403**	**2,085,246**	**5,960,472**	**4,342,072**	

View USD-Regulatory Kentucky Division - 009DIV Cost Center

Atmos Energy Corporation

Income Statements

Atmos Energy-KY/Mid-States

	Calendar 2017	Calendar 2018	Calendar 2019	Calendar 2020	Calendar 2021	Calendar 2022	Calendar 2023
	Fiscal 2018 Dec 12 Mo	Fiscal 2019 Dec 12 Mo	Fiscal 2020 Dec 12 Mo	Fiscal 2021 Dec 12 Mo	Fiscal 2022 Dec 12 Mo	Fiscal 2023 Dec 12 Mo	Fiscal 2024 Dec 12 Mo
Operating Revenue							
Residential Revenue Class	89,663,467	104,140,252	100,284,891	86,636,819	97,869,152	121,236,954	113,614,438
Commercial Revenue Class	38,222,731	44,941,378	43,100,803	35,926,642	43,001,906	58,232,724	55,242,802
Industrial Revenue Class	6,400,150	6,556,064	9,909,683	4,916,762	5,316,142	8,450,852	6,550,741
Public Authority Revenue Class	6,108,524	7,381,197	6,966,725	5,377,006	6,333,612	8,754,196	8,132,819
Unbilled Revenue Class	4,474,955	(1,434,781)	(2,755,811)	1,384,288	(186,803)	12,905,153	(13,538,990)
Total Gas Revenue	144,869,827	161,584,111	157,506,291	134,241,517	152,334,010	209,579,879	170,001,810

View STAT Kentucky Division - 009DIV Cost Center

Atmos Energy Corporation

Income Statements

Atmos Energy-KY/Mid-States

	Calendar 2017	Calendar 2018	Calendar 2019	Calendar 2020	Calendar 2021	Calendar 2022	Calendar 2023
	Fiscal 2018 Dec 12 Mo	Fiscal 2019 Dec 12 Mo	Fiscal 2020 Dec 12 Mo	Fiscal 2021 Dec 12 Mo	Fiscal 2022 Dec 12 Mo	Fiscal 2023 Dec 12 Mo	Fiscal 2024 Dec 12 Mo
Operating Revenue							
Residential Revenue Class	8,360,876	10,702,975	9,987,269	9,097,361	9,891,637	9,739,770	8,585,064
Commercial Revenue Class	4,415,168	5,449,652	5,129,772	4,677,889	5,253,754	5,199,932	4,873,727
Industrial Revenue Class	1,517,001	1,202,134	1,997,154	1,175,062	948,854	1,048,616	823,444
Public Authority Revenue Class	824,971	1,021,094	956,098	838,414	910,621	891,723	818,992
Unbilled Revenue Class	556,163	(332,975)	(214,405)	345,873	(599,297)	956,798	(650,836)
Total Gas Revenue	15,674,180	18,042,879	17,855,887	16,134,599	16,405,570	17,836,839	14,450,392

			Fiscal 2018	Fiscal 2019	Fiscal 2020	Fiscal 2021	Fiscal 2022	Fiscal 2023	Fiscal 2024
Kentucky Division - 009DIV	Residential Customer	October	154,063	154,737	155,712	159,170	159,077	158,559	158,692
		November	156,184	156,838	156,575	159,717	160,035	160,269	160,007
		December	157,725	158,922	159,288	161,030	157,317	161,193	161,112
		January	159,862	159,745	160,782	161,498	166,111	162,507	162,060
		February	159,374	159,001	159,831	161,210	161,850	161,852	162,230
		March	159,970	160,905	160,924	162,431	162,636	162,651	162,138
		April	160,130	159,711	159,552	161,788	161,510	161,064	162,290
		May	159,477	160,520	159,114	161,267	160,877	161,664	161,531
		June	156,815	157,866	158,983	161,128	160,591	160,156	160,452
		July	156,805	157,038	158,742	160,293	159,108	158,858	-
		August	155,052	155,589	158,238	160,696	159,204	158,642	-
		September	153,566	154,176	158,211	159,723	157,280	157,524	-
					158,011	**159,525**	**160,539**	**160,766**	**160,394**
	Commercial Customer	October	16,882	17,011	17,689	17,835	17,672	17,704	17,838
		November	17,373	17,365	17,889	18,061	18,018	18,072	18,264
		December	17,622	17,757	18,360	18,332	17,963	18,235	18,539
		January	18,047	17,914	18,684	18,500	19,060	18,758	18,801
		February	17,852	17,747	18,436	18,479	18,540	18,617	18,783
		March	17,967	18,065	18,603	18,674	18,619	18,721	18,795
		April	17,965	18,007	18,283	18,562	18,488	18,567	18,835
		May	17,792	17,834	18,117	18,375	18,399	18,504	18,537
		June	17,205	17,272	17,858	18,126	18,070	18,138	18,160
		July	17,163	17,107	17,756	17,984	17,753	17,809	-
		August	17,036	17,279	17,616	17,844	17,640	17,755	-
		September	16,959	17,467	17,600	17,727	17,517	17,634	-
					17,719	**18,098**	**18,160**	**18,175**	**18,262**
	Industrial Customer	October	202	215	227	228	220	219	217
		November	217	206	222	218	220	218	220
		December	199	221	224	221	217	207	215
		January	232	219	224	229	228	232	214
		February	209	208	235	232	223	222	221
		March	217	225	231	222	216	224	222
		April	204	222	214	224	215	201	220
		May	214	223	226	227	215	212	219
		June	205	213	221	229	221	216	217
		July	193	239	225	212	215	208	-
		August	224	216	222	225	213	220	-
		September	211	221	224	221	210	215	-
					222	**224**	**223**	**217**	**217**
	Public Authority Customer	October	1,539	1,540	1,542	1,524	1,516	1,503	1,503
		November	1,549	1,528	1,528	1,517	1,523	1,519	1,501
		December	1,542	1,554	1,540	1,529	1,512	1,511	1,506
		January	1,558	1,549	1,554	1,533	1,557	1,531	1,515
		February	1,547	1,535	1,543	1,533	1,531	1,512	1,502
		March	1,545	1,531	1,542	1,562	1,535	1,529	1,506
		April	1,548	1,537	1,521	1,531	1,526	1,509	1,503
		May	1,541	1,553	1,539	1,529	1,514	1,520	1,512
		June	1,519	1,529	1,552	1,533	1,529	1,513	1,482
		July	1,523	1,551	1,522	1,526	1,499	1,489	-
		August	1,577	1,516	1,529	1,520	1,510	1,492	-
		September	1,519	1,528	1,528	1,532	1,505	1,495	-
					1,537	**1,533**	**1,529**	**1,520**	**1,508**
	Transportation Customer	October	218	213	216	211	210	200	203
		November	214	216	212	214	212	200	203
		December	219	214	218	214	214	201	203
		January	216	218	217	215	219	200	204
		February	216	219	215	214	218	200	203
		March	217	216	221	217	217	200	205
		April	219	215	222	218	212	202	205
		May	221	216	217	214	217	202	205
		June	219	215	220	215	218	202	204
		July	214	218	218	212	214	203	-
		August	216	213	217	216	201	203	-
		September	218	216	217	216	201	203	-
	Customer	October	172,904	173,716	175,386	178,968	178,695	178,185	178,453
		November	175,537	176,153	176,426	179,727	180,008	180,278	180,195
		December	177,307	178,668	179,630	181,326	177,223	181,347	181,575
		January	179,915	179,645	181,461	181,975	187,175	183,228	182,794
		February	179,198	178,710	180,260	181,668	182,362	182,403	182,939
		March	179,916	180,942	181,521	183,106	183,223	183,325	182,866
		April	180,066	179,692	179,792	182,323	181,951	181,543	183,053
		May	179,245	180,346	179,213	181,612	181,222	182,102	182,004
		June	175,963	177,095	178,834	181,231	180,629	180,225	180,515
		July	175,898	176,153	178,463	180,227	178,789	178,567	-
		August	174,105	174,813	177,822	180,501	178,768	178,312	-
		September	172,473	173,608	177,780	179,419	176,713	177,071	-

Atmos Energy Corporation
KY/Mid-States Division
Expense Report Analysis - Division 009
General Ledger Period: July 1, 2023 to June 30, 2024

Total Expense Reports coded to 009

$	-	Below the Line Expenses (426X)
$	-	Expenses coded to Balance Sheet Acct 1860
$	299,713.82	Expenses
$	-	Capital
$	**299,713.82**	

Amounts to Exclude

$	33,461.38	Expense
$	-	Capital
$	**33,461.38**	

Atmos Energy Corporation
KY/Mid-States Division
Expense Report Analysis - Division 091
General Ledger Period: July 1, 2023 to June 30, 2024

		Total Expense Reports coded to 091
$	-	Below the Line Expenses (426X)
$	-	Expenses coded to Balance Sheet Acct 1860
$	385,941.37	Expenses
$	-	Capital
$	**385,941.37**	

		Amounts to Exclude	**% Allocation**		
$	102,874.00	Expense	49.97%	$	51,406.14
$	-	Capital	49.97%	$	-
$	**102,874.00**			**$**	**51,406.14**

PIVOT - DIV 009 IS ACTIVITY **PASTED VALUES**

Division **009**

Account	Account Description	Sum of JAN-24	Sum of FEB-24	Sum of MAR-24	Sum of APR-24	Sum of MAY-24	Sum of JUN-24
4030	Depreciation Expense	1,764,131	1,540,905	1,643,697	1,651,107	1,659,649	1,665,430
4060	Amortization of gas plant acquisition adjustments	4,109	4,109	4,109	4,109	4,109	4,109
4081	Taxes other than income taxes, utility operating income	1,239,429	220,308	1,220,105	1,279,448	1,279,091	1,206,164
4091	Income taxes, utility operating income	0	0	674,416	0	0	329,984
4101	Provision for deferred income taxes	(557,931)	(557,931)	1,662,637	(557,931)	(557,931)	558,561
4170	Revenues from nonutility operations	(3,125)	(3,150)	(3,125)	(3,150)	(3,175)	(3,175)
4190	Interest and dividend income	(47,129)	(46,011)	(44,077)	(37,018)	(51,072)	(78,774)
4191	Allowance for other funds used during construction	(32,597)	(36,603)	(38,385)	(37,255)	(45,514)	(51,840)
4210	Miscellaneous nonoperating income	(328,103)	(168,569)	(121,720)	(462,674)	(416,350)	(391,670)
4211	Gain on Disposition of Property	0	0	0	0	0	0
4261	Donations	21,365	20,368	157,624	49,601	30,005	20,815
4263	Penalties	16,000	15,523	13,072	4,000	(2,648)	20,000
4264	Civic, Political and Related	5,386	9,487	6,795	5,344	5,705	5,709
4265	Other deductions	30,807	22,931	28,194	28,135	137,963	27,078
4270	Interest on long-Term debt	900,389	906,049	906,049	906,049	906,049	925,437
4280	Amortization of debt discount and expense	20,040	14,380	14,380	14,380	14,380	14,380
4281	Amortization of loss on reacquired debt	509	509	509	509	509	509
4290	Amortization of debt premium	(1,084)	(1,084)	(1,084)	(1,084)	(1,084)	(1,084)
4310	Other interest expense	16,180	24,243	40,828	17,986	18,503	42,192
4320	Allowance for borrowed funds used during construction	(9,015)	(10,123)	(10,832)	(10,513)	(12,844)	(14,770)
4800	Residential sales	(14,522,204)	(13,210,657)	(9,497,697)	(7,469,105)	(4,669,379)	(4,016,962)
4805	Unbilled Residential Revenue	(941,607)	1,662,235	1,038,979	2,112,813	492,713	31,587
4811	Commercial Revenue-Banner	(6,903,467)	(6,188,916)	(4,359,660)	(3,450,356)	(2,269,478)	(2,019,915)
4812	Industrial Revenue-Banner	(744,308)	(650,415)	(439,262)	(338,109)	(376,430)	(159,623)
4815	Unbilled Comm Revenue	(386,848)	747,403	507,331	859,772	136,563	31,939
4816	Unbilled Industrial Revenue	9,492	(7,351)	3,459	(21,741)	40,244	10,207
4820	Other Sales to Public Authorities	(993,050)	(903,357)	(625,180)	(473,388)	(325,266)	(235,203)
4825	Unbilled Public Authority Revenue	(66,618)	121,281	77,501	156,195	45,481	3,727
4870	Forfeited discounts	0	(27,026)	(26,264)	(19,782)	(14,419)	(11,956)
4880	Miscellaneous service revenues	(5,587)	(4,026)	(4,332)	(3,439)	(3,844)	(3,004)
4893	Revenue-Transportation Distribution	(2,205,449)	(1,919,454)	(2,254,677)	(1,324,758)	(1,662,340)	(1,594,478)
8010	Natural gas field line purchases	2,336	423	390	881	3,865	3,421
8040	Natural gas city gate purchases	2,946,869	5,393,021	690,605	(1,091,428)	2,886,912	2,323,453
8050	Other purchases	(854)	(721)	(1,099)	(538)	(1,110)	(2,865)
8051	PGA for Residential	7,720,128	6,363,458	3,725,218	2,707,263	1,007,186	599,709
8052	PGA for Commercial	3,952,614	3,217,649	1,908,462	1,426,521	693,114	545,420
8053	PGA for Industrial	534,300	453,404	297,282	225,282	257,646	97,110
8054	PGA for Public Authorities	622,566	530,933	320,793	240,455	148,658	90,946
8058	Unbilled PGA Cost	1,060,326	(2,117,488)	(821,589)	(2,026,664)	(466,261)	(44,546)
8059	PGA Offset to Unrecovered Gas Cost	(8,676,794)	(13,579,546)	(8,298,361)	(5,458,963)	(4,696,904)	(1,473,753)
8060	Exchange gas	1,175,391	1,463,290	1,130,452	935,817	(6,733)	(1,205,146)
8081	Gas withdrawn from storage-Debit	2,057,298	4,173,242	4,167,729	3,184,081	22,720	0
8082	Gas delivered to storage-Credit	(11,970)	(10,539)	(29,777)	(2,200)	(306,312)	(1,390,229)
8120	Gas used for other utility operations-Credit	(319)	(4,879)	336	(665)	(853)	1,624
8160	Wells expenses	3,999	5,969	449	628	3,381	2,917
8170	Lines expenses	1,663	4,025	435	1,121	2,338	987
8180	Compressor station expenses	2,458	879	3,390	6,561	4,609	683
8190	Compressor station fuel and power	0	0	0	0	0	0
8200	Storage-Measuring and regulating station expenses	585	3,140	519	303	109	114
8210	Storage-Purification expenses	16,665	18,566	(5,791)	(104)	7,297	135
8250	Storage well royalties	890	1,443	1,243	762	524	147
8310	Storage-Maintenance of structures and improvements	0	0	0	0	0	0
8340	Maintenance of compressor station equipment	1,768	3,871	5,684	3,468	3,461	727
8410	Other storage expenses-Operation labor and expenses	25,709	9,818	15,509	14,706	13,825	16,853
8550	Other fuel & power for compressor stations	40	40	39	37	36	42
8560	Mains expenses	1,447	14,099	12,412	9,978	12,857	11,275
8570	Transmission-Measuring and regulating station expenses	1,842	675	562	858	820	809
8580	Transmission and compression of gas by others	2,507,724	2,560,829	2,340,062	2,432,350	2,097,562	1,745,119
8630	Transmission-Maintenance of mains	(500)	1,494	299	1,055	3,311	3,711
8700	Distribution-Operation supervision and engineering	132,335	274,473	168,645	177,760	152,738	271,467
8710	Distribution load dispatching	0	0	0	(20)	0	0
8711	Odorization	0	5,221	28,621	41,115	396	0
8740	Mains and Services Expenses	562,374	554,304	546,432	607,363	637,386	634,107
8750	Distribution-Measuring and regulating station expenses	143,268	122,417	85,161	84,217	77,764	70,958
8760	Distribution-Measuring and regulating station expenses-Industrial	0	0	191	105	0	0
8770	Distribution-Measuring and regulating station expenses-City gate ch	1,159	381	380	269	280	144
8780	Meter and house regulator expenses	88,533	56,980	56,159	64,763	54,982	67,012
8790	Customer installations expenses	0	0	146	0	0	0
8800	Distribution-Other expenses	492	1,098	5	128	0	0
8810	Distribution-Rents	8,255	8,173	8,102	8,706	9,035	12,704
8870	Distribution-Maint of mains	18,223	4,297	29,773	4,891	7,366	10,158
8890	Maintenance of measuring and regulating station equipment-Genera	3,507	940	26,754	31,468	9,038	35,564
8910	Maintenance of measuring and regulating station equipment-City ga	0	0	0	0	64	(9)
8920	Maintenance of services	(10)	0	124	(41)	0	0
8930	Maintenance of meters and house regulators	0	0	0	0	0	0
9020	Customer accounts-Meter reading expenses	53,027	57,748	52,706	46,747	69,879	56,229
9030	Customer accounts-Customer records and collections expenses	101,433	105,565	165,198	146,083	105,044	89,105
9040	Customer accounts-Uncollectible accounts	209,704	298,981	210,390	(78,230)	122,814	158,813
9090	Customer service-Operating informational and instructional advertis	20,821	18,364	12,760	17,702	17,181	13,584
9110	Sales-Supervision	10,508	11,396	11,238	12,311	13,315	10,400
9120	Sales-Demonstrating and selling expenses	23,485	762	1,040	27,609	1,642	4,288
9130	Sales-Advertising expenses	3,921	5,380	5,460	28,396	8,608	1,405
9160	Sales-Miscellaneous sales expenses	0	0	1,300	0	689	0
9200	A&G-Administrative & general salaries	0	0	0	0	0	0
9210	A&G-Office supplies & expense	2,719	26,720	396	814	206	345
9220	A&G-Administrative expense transferred-Credit	1,141,840	1,094,612	956,814	1,109,783	1,751,889	657,969
9230	A&G-Outside services employed	3,257	15,174	0	15,238	17,465	4,368
9240	A&G-Property insurance	(44)	931	1,771	940	942	942
9250	A&G-Injuries & damages	3,543	7,186	5,276	5,126	5,603	17,198
9260	A&G-Employee pensions and benefits	69,160	57,612	54,707	53,613	57,867	54,681

PIVOT - DIV 009 IS ACTIVITY

PASTED VALUES

Division **009**

Account	Account Description	Sum of JAN-24	Sum of FEB-24	Sum of MAR-24	Sum of APR-24	Sum of MAY-24	Sum of JUN-24
4030	Depreciation Expense	1,764,131	1,540,905	1,643,697	1,651,107	1,659,649	1,665,430
9270	A&G-Franchise requirements	0	0	0	85	0	215
9280	A&G-Regulatory commission expenses	10,061	10,061	10,061	10,157	10,061	12,210
9302	Miscellaneous general expenses	1,544	5,824	699	1,199	2,072	4,790
Grand Total		(7,160,987)	(7,173,245)	(1,521,049)	(2,090,991)	(814,425)	(167,319)
		0					
		(7,160,987)					

PIVOT - DIV 091 IS ACTIVITY

PASTED VALUES

Division 091

Account	Account Description	Sum of JAN-24	Sum of FEB-24	Sum of MAR-24	Sum of APR-24	Sum of MAY-24	Sum of JUN-24
4030	Depreciation Expense	0	0	0	0	0	0
4060	Amortization of gas plant acquisition adjustments	0	0	0	0	0	0
4081	Taxes other than income taxes, utility operating income	(0)	0	0	0	0	0
4091	Income taxes, utility operating income	3,805,340	3,487,587	(9,207,198)	1,184,791	457,127	(2,381,701)
4101	Provision for deferred income taxes	0	0	2,161,329	0	0	835,820
4211	Gain on Disposition of Property	0	0	0	0	0	0
4261	Donations	0	0	0	0	0	(0)
4264	Civic, Political and Related	0	0	0	0	0	0
4265	Other deductions	0	0	0	(0)	0	0
4280	Amortization of debt discount and expense	0	0	0	0	0	0
8160	Wells expenses	0	0	0	0	0	0
8170	Lines expenses	45	1	71	25	87	47
8180	Compressor station expenses	57	1	89	31	109	59
8190	Compressor station fuel and power	0	0	0	0	0	0
8210	Storage-Purification expenses	100	154	115	90	85	80
8240	Storage-Other expenses	0	0	0	0	0	0
8250	Storage well royalties	735	525	506	650	178	130
8560	Mains expenses	74	2	115	40	141	76
8570	Transmission-Measuring and regulating station expenses	91	2	142	50	174	94
8600	Transmission-Rents	0	0	0	0	555	0
8700	Distribution-Operation supervision and engineering	117,489	461,668	246,379	263,989	244,730	189,577
8740	Mains and Services Expenses	42,429	22,466	23,206	47,855	28,569	19,727
8750	Distribution-Measuring and regulating station expenses	11,712	12,051	8,771	10,428	9,549	10,511
8780	Meter and house regulator expenses	11,616	6,453	6,742	8,200	10,987	11,138
8800	Distribution-Other expenses	36,028	36,795	42,386	40,149	61,569	15,458
8810	Distribution-Rents	19,886	16,644	16,151	18,128	17,183	14,391
8870	Distribution-Maint of mains	0	0	0	561	(210)	0
8910	Maintenance of measuring and regulating station equipment-City gate check stations	0	0	0	0	0	99
8920	Maintenance of services	0	0	0	0	0	0
9010	Customer accounts-Operation supervision	9,993	10,095	9,124	9,627	9,993	9,705
9020	Customer accounts-Meter reading expenses	3,595	3,401	3,938	2,398	4,390	5,251
9030	Customer accounts-Customer records and collections expenses	211,063	208,119	214,605	223,554	218,400	182,797
9040	Customer accounts-Uncollectible accounts	0	0	0	0	0	1,358
9090	Customer service-Operating informational and instructional advertising expense	16,341	14,688	14,950	14,853	15,743	14,369
9100	Customer service-Miscellaneous customer service	1,890	33	0	28	3	0
9110	Sales-Supervision	16,069	16,525	16,630	20,453	17,858	15,353
9120	Sales-Demonstrating and selling expenses	1,798	0	570	2,601	0	0
9130	Sales-Advertising expenses	0	0	0	113	0	0
9200	A&G-Administrative & general salaries	(8,202)	(28,148)	(83,719)	(5,656)	(25,190)	(6,052)
9210	A&G-Office supplies & expense	57	(515)	(172,150)	45	3,492	0
9220	A&G-Administrative expense transferred-Credit	(647,846)	(867,132)	(441,297)	(726,778)	(826,783)	(545,382)
9230	A&G-Outside services employed	1,891	22,863	2,195	(3,955)	(90,019)	5,387
9240	A&G-Property insurance	(295)	(295)	(292)	(347)	(347)	(347)
9250	A&G-Injuries & damages	7,374	7,295	9,251	7,831	8,031	8,432
9260	A&G-Employee pensions and benefits	145,769	55,830	81,522	65,038	283,223	47,510
9302	Miscellaneous general expenses	241	480	0	0	7,500	230
9310	A&G-Rents	0	0	0	(0)	0	0
Grand Total		3,805,340	3,487,587	(7,045,869)	1,184,791	457,127	(1,545,881)

PIVOT - DIV 091 IS ACTIVITY

PASTED VALUES

Division 091

Account	Account Description	Sum of JAN-24	Sum of FEB-24	Sum of MAR-24	Sum of APR-24	Sum of MAY-24	Sum of JUN-24
4030	Depreciation Expense	0	0	0	0	0	0

093	Tennessee Division	4030	Depreciation Expense	07590	Misc General Expens	-	-	-	-	-	-	-	66,724	(66,724)	-	-	-	-
093	Tennessee Division	4030	Depreciation Expense	09344	Depr & Taxes Other E	680	681	681	700	700	904	732	609	781	778	782	762	8,788
093	Tennessee Division	4030	Depreciation Expense	30004	Depr Exp-Transmissi	29,970	29,970	61,447	35,101	35,147	35,156	35,109	35,109	35,109	35,109	35,109	28,262	430,601
093	Tennessee Division	4030	Depreciation Expense	30005	Depr Exp-Distribution	1,309,397	1,304,503	1,248,577	1,295,038	1,294,448	1,293,653	1,293,166	1,292,318	1,291,004	1,289,229	1,286,725	1,527,464	15,725,522
093	Tennessee Division	4030	Depreciation Expense	30007	Depr Exp-General Pla	51,262	50,557	39,956	47,219	47,189	47,214	46,748	46,680	46,776	45,880	45,886	37,979	553,346
093	Tennessee Division	4030	Depreciation Expense	30031	Vehicle Depreciation	9,690	9,690	10,007	9,768	9,768	9,768	4,408	-	-	-	-	1,604	64,704
093	Tennessee Division	4030	Depreciation Expense	30032	Vehicle Depreciation	(5,674)	(5,636)	(5,848)	(9,182)	(9,182)	(9,182)	(4,144)	-	29,315	-	-	(946)	(20,479)
093	Tennessee Division	4030	Depreciation Expense	30041	Heavy Equipment De	132	132	132	132	132	132	132	132	132	132	132	179	1,631
093	Tennessee Division	4030	Depreciation Expense	30042	Heavy Equipment De	(129)	(129)	(129)	(129)	(129)	(129)	(129)	(129)	(129)	(129)	(129)	(175)	(1,598)
093	Tennessee Division	4030	Depreciation Expense	30051	Stores Depreciation	7	7	7	7	7	7	7	7	7	7	7	-	75
093	Tennessee Division	4030	Depreciation Expense	30052	Stores Depreciation C	(4)	(4)	(4)	(6)	(6)	(6)	(6)	(4)	(4)	(4)	(4)	-	(54)
093	Tennessee Division	4030	Depreciation Expense	30061	Tools & Shop Deprec	35,578	36,555	48,260	36,159	36,126	36,658	36,720	36,720	36,748	36,614	36,641	37,088	449,867
093	Tennessee Division	4030	Depreciation Expense	30062	Tools & Shop Deprec	(20,834)	(21,260)	(28,204)	(33,989)	(33,958)	(34,458)	(34,516)	(21,803)	15,737	(22,053)	(21,464)	(21,876)	(278,680)
093	Tennessee Division	4030	Depreciation Expense	41124	Billing from SS - Taxe	62,496	61,378	72,101	63,621	63,665	63,085	63,061	60,694	61,399	61,585	63,601	64,849	761,536
093	Tennessee Division	4030	Depreciation Expense	41129	Billing from CSC - De	43,270	43,276	43,276	43,081	43,124	41,022	41,034	41,062	41,061	41,061	41,091	38,715	501,073
093	Tennessee Division	4060	Amortization of gas pl	09344	Depr & Taxes Other E	3,428	3,428	3,428	3,479	3,479	3,479	3,479	3,479	3,479	3,479	3,479	3,479	41,594
093	Tennessee Division	4081	Taxes other than inco	01210	Fica Load	12,981	10,314	12,129	12,394	29,340	34,328	14,379	12,782	13,248	10,231	35,653	17,137	214,916
093	Tennessee Division	4081	Taxes other than inco	01211	Futa Load	7	11	18	11	19	17	1,026	179	6	6	54	35	1,389
093	Tennessee Division	4081	Taxes other than inco	01212	Suta Load	2	4	8	7	7	7	314	169	24	2	14	12	570
093	Tennessee Division	4081	Taxes other than inco	01213	Fica Load Accrual	(1,642)	747	1,424	1,372	13,102	(14,817)	30	0	872	(485)	(196)	(1,658)	(1,253)
093	Tennessee Division	4081	Taxes other than inco	01214	Futa Load Accrual	(2)	3	4	(2)	7	(10)	408	(330)	(78)	1	5	(0)	5
093	Tennessee Division	4081	Taxes other than inco	01215	Suta Load Accrual	(1)	1	2	0	1	(4)	124	(49)	(64)	(11)	1	1	2
093	Tennessee Division	4081	Taxes other than inco	01256	Payroll Tax Projects	-	-	65	-	-	-	-	378	(378)	-	-	-	65
093	Tennessee Division	4081	Taxes other than inco	09345	Taxes Other Than Inc	20,524	22,873	10,516	122,455	(116,696)	22,337	18,150	16,631	15,202	20,052	17,565	14,985	184,593
093	Tennessee Division	4081	Taxes other than inco	30101	Ad Valorem - Accrual	438,452	438,452	438,452	(38,352)	440,448	201,048	386,425	(400,730)	399,270	399,270	399,270	426,013	3,528,017
093	Tennessee Division	4081	Taxes other than inco	30104	State Supv & Inspecti	78,815	78,815	78,815	78,815	78,815	78,815	78,815	78,815	78,815	58,124	58,124	58,124	883,703
093	Tennessee Division	4081	Taxes other than inco	30105	Corp/State Franchise	113,333	113,333	113,333	125,833	125,833	125,833	125,833	125,833	125,833	125,833	125,833	(1,330,270)	16,393
093	Tennessee Division	4081	Taxes other than inco	30107	City Franchise	167	167	167	167	167	167	167	167	167	167	167	167	2,000
093	Tennessee Division	4081	Taxes other than inco	30109	State Gross Receipts	65,879	65,549	69,744	88,224	121,923	203,147	234,952	192,507	125,906	99,249	66,123	54,842	1,388,046
093	Tennessee Division	4081	Taxes other than inco	41129	Billing from CSC - De	13,997	15,333	10,747	12,946	11,712	13,457	18,441	13,805	13,883	14,484	20,312	6,535	165,651
093	Tennessee Division	4081	Taxes other than inco	41130	Billing for SS Depr &	21,417	20,119	15,428	16,515	34,454	11,382	23,141	18,600	18,429	19,294	28,382	8,987	236,148
093	Tennessee Division	4091	Income taxes, utility o	30201	Federal Income Taxes	-	-	(2,743,216)	-	-	86,704	-	-	1,575,425	-	-	919,479	(161,608)
093	Tennessee Division	4091	Income taxes, utility o	30202	State Income Taxes	-	-	387,015	-	-	(169,560)	-	-	(335,683)	-	-	154,408	36,180
093	Tennessee Division	4101	Provision for deferred	30201	Federal Income Taxes	-	-	4,122,216	-	-	(1,577,919)	-	-	2,173,444	-	-	403,082	5,120,823
093	Tennessee Division	4101	Provision for deferred	30202	State Income Taxes	-	-	3,130	-	-	22,068,024	-	-	1,417,392	-	-	269,538	23,758,084
093	Tennessee Division	4101	Provision for deferred	30208	Amortization of Exces	(371,866)	(371,866)	(371,866)	(371,866)	(371,866)	(371,866)	(371,866)	(371,866)	(17,852)	(17,852)	(17,852)	(15,709)	(3,044,195)
093	Tennessee Division	4160	Costs and Expenses	01006	O&M Project Labor ar	18	18	18	-	19	38	-	19	-	-	-	-	130
093	Tennessee Division	4160	Costs and Expenses	01014	Expense Labor Trans	(18)	(18)	(18)	-	(19)	(38)	-	(19)	-	-	-	-	(130)
093	Tennessee Division	4170	Revenues from nonut	30526	Misc Other Revenue	(1,125)	(1,150)	(1,150)	(1,150)	(1,150)	(1,125)	(1,125)	(1,125)	(1,125)	(1,125)	(1,125)	(1,125)	(13,600)
093	Tennessee Division	4190	Interest and dividend	41134	Billed from SS - Below	(335)	2,771	3,096	(51,670)	(43,353)	(51,944)	(42,209)	(41,207)	(39,475)	(33,154)	(45,740)	(70,551)	(413,772)
093	Tennessee Division	4191	Allowance for other fu	00000	Default	(141,206)	(144,446)	(105,674)	(61,094)	(44,574)	(55,808)	(65,501)	(71,952)	(114,184)	(155,632)	(122,054)	(165,192)	(1,247,318)
093	Tennessee Division	4210	Miscellaneous nonop	30607	Incentive Rates Incom	(171,796)	(159,504)	(163,877)	(183,434)	(209,352)	(208,259)	(290,303)	(90,756)	0	(187,445)	(104,152)	(122,689)	(1,891,567)
093	Tennessee Division	4210	Miscellaneous nonop	41134	Billed from SS - Below	-	-	(2,902)	(1)	-	-	-	-	-	-	-	-	(2,903)
093	Tennessee Division	4211	Gain on Disposition o	30557	Gain or loss on dispos	-	-	-	-	-	(0)	-	-	-	-	-	-	(0)
093	Tennessee Division	4211	Gain on Disposition o	41136	Billed from HQ - Belo	-	-	-	-	-	-	-	0	-	-	-	-	0
093	Tennessee Division	4212	Loss on Disposition o	30557	Gain or loss on dispos	-	-	-	-	-	-	-	-	-	-	-	-	-
093	Tennessee Division	4261	Donations	07520	Do Not Use - Donatio	-	-	-	-	-	-	-	-	-	-	1,000	-	1,000
093	Tennessee Division	4261	Donations	30702	FSTC- Kids (Miscella	5,000	18,550	62,750	750	10,700	-	1,400	1,000	-	2,546	13,900	-	116,596
093	Tennessee Division	4261	Donations	30703	FSTC-Neighbors (Ag	-	-	-	250	-	-	-	7,500	-	2,500	5,000	1,000	16,250
093	Tennessee Division	4261	Donations	30705	FSTC- Neighbors (He	2,000	5,900	-	-	-	-	-	7,500	4,000	-	(500)	750	19,650
093	Tennessee Division	4261	Donations	30706	FSTC-Neighbors (Mu	-	-	-	-	-	-	-	-	-	-	5,500	200	5,700
093	Tennessee Division	4261	Donations	30710	FSTC-Neighbors (Kid	-	1,000	700	-	-	-	-	500	1,500	750	-	-	4,450
093	Tennessee Division	4261	Donations	30711	FSTC-Neighbors (En	-	3,843	24,500	-	169,871	92,500	(179,529)	-	-	60,000	-	-	171,185
093	Tennessee Division	4261	Donations	30735	FSTC- Neighbors (ZN	-	495	41,949	366	750	-	-	625	-	-	-	-	44,186
093	Tennessee Division	4261	Donations	30736	FSTC- Neighbors Mis	3,948	35,500	19,950	16,775	7,900	30,000	12,500	41,200	2,000	3,000	3,500	6,500	182,773
093	Tennessee Division	4261	Donations	41134	Billed from SS - Below	-	1,362	26,748	9,258	727	18,892	7,213	1,011	8,447	14,465	6,520	-	94,642
093	Tennessee Division	4261	Donations	41136	Billed from HQ - Belo	-	-	2,148	-	(2,215)	-	-	-	-	-	-	283	216
093	Tennessee Division	4263	Penalties	41134	Billed from SS - Below	-	4,023	182	130	47	2,360	-	(4,009)	-	-	(2,371)	-	362
093	Tennessee Division	4264	Civic, Political and Re	01000	Non-project Labor	351	351	351	358	365	553	365	365	365	365	547	370	4,705
093	Tennessee Division	4264	Civic, Political and Re	01008	Expense Labor Accru	18	53	18	39	41	(163)	54	18	18	36	(128)	1	5
093	Tennessee Division	4264	Civic, Political and Re	01202	Pension Benefits Loa	12	13	12	10	11	10	11	10	10	10	11	10	131
093	Tennessee Division	4264	Civic, Political and Re	01203	OPEB Benefits Load	6	7	6	5	5	5	6	5	5	5	6	5	67
093	Tennessee Division	4264	Civic, Political and Re	01221	Workers Comp Benef	3	4	3	3	3	3	3	3	3	3	3	3	35
093	Tennessee Division	4264	Civic, Political and Re	01251	Medical Benefits Loa	66	73	66	75	76	73	79	72	72	76	79	70	878
093	Tennessee Division	4264	Civic, Political and Re	01257	ESOP Benefits Load	15	17	15	15	15	15	16	14	14	15	16	14	180
093	Tennessee Division	4264	Civic, Political and Re	01263	RSP FACC Benefits L	5	6	5	6	6	6	6	6	6	6	6	5	67
093	Tennessee Division	4264	Civic, Political and Re	01266	Life Benefits Load	1	1	1	1	1	1	1	1	1	1	1	1	11
093	Tennessee Division	4264	Civic, Political and Re	01269	LTD Benefits Load	2	3	2	3	3	3	3	3	3	3	3	2	31
093	Tennessee Division	4264	Civic, Political and Re	01294	NSC-OPEB Benefits	(63)	(69)	(63)	(63)	(65)	(62)	(67)	(61)	(61)	(64)	(67)	(59)	(763)
093	Tennessee Division	4264	Civic, Political and Re	01297	NSC-Pension Benefit	(7)	(8)	(7)	(5)	(5)	(5)	(5)	(5)	(5)	(5)	(5)	(5)	(65)
093	Tennessee Division	4264	Civic, Political and Re	04040	Community Rel&Trad	-	-	5	-	-	-	-	-	-	-	-	-	5
093	Tennessee Division	4264	Civic, Political and Re	05010	Office Supplies	-	-	-	30	-	-	-	-	-	1	-	-	30
093	Tennessee Division	4264	Civic, Political and Re	05411	Meals and Entertainm	-	-	43	2	27	85	29	4	67	16	3,000	368	3,642
093	Tennessee Division	4264	Civic, Political and Re	05413	Transportation	-	-	41	47	4	322	35	21	45	64	-	257	835
093	Tennessee Division	4264	Civic, Political and Re	05414	Lodging	-	-	6	-	-	78	12	-	-	8	-	369	473
093	Tennessee Division	4264	Civic, Political and Re	07590	Misc General Expens	1,000	-	500	60	-	-	-	550	-	-	-	-	2,110
093	Tennessee Division	4264	Civic, Political and Re	30736	FSTC- Neighbors Mis	-	-	-	2,000	-	-	-	3,000	-	-	-	-	5,000
093	Tennessee Division	4264	Civic, Political and Re	30737	Political Activities	-	10,100	4,500	9,500	4,500	4,500	28,973	7,900	4,500	4,500	4,545	4,500	88,018
093	Tennessee Division	4264	Civic, Political and Re	41134	Billed from SS - Below	547	562	865	609	560	528	473	3,881	1,666	554	550	530	11,326
093	Tennessee Division	4264	Civic, Political and Re	41136	Billed from HQ - Belo	902	815	778	1,422	1,008	735	885	723	1,029	810	1,176	904	11,186
093	Tennessee Division	4265	Other deductions	04040	Community Rel&Trad	-	649	(442)	-	-	-	-	-	-	-	-	-	207
093	Tennessee Division	4265	Other deductions	05411	Meals and Entertainm	35	704	4,508	95	846	271	105	1,143	405	132	154	792	9,190
093	Tennessee Division	4265	Other deductions	05412	Spousal & Dependent	-	-	82	-	-	-	-	-	-	-	-	327	409
093	Tennessee Division	4265	Other deductions	07499	Misc Employee Welfa	102	-	126	321	1,732	363	-	77	194	210	313	247	3,684
093	Tennessee Division	4265	Other deductions	07520	Do Not Use - Donatio	-	52	1,453	-	-	692	317	181	-	56	1,074	-	3,825
093	Tennessee Division	4265	Other deductions	07590	Misc General Expens	-	-	-	15,162	785	243	3,000	1,750	-	-	-	2,000	22,939
093	Tennessee Division	4265	Other deductions	30702	FSTC- Kids (Miscella	-	-	250	-	4,000	-	400	-	-	-	-	-	4,650
093	Tennessee Division	4265	Other deductions	30703	FSTC-Neighbors (Ag	-	-	-	-	-	-	-	7,500	-	2,000	-	-	9,500
093	Tennessee Division	4265	Other deductions	30705	FSTC- Neighbors (He	-	5,900	-	-	-	-	-	7,500	-	-	-	750	14,150
093	Tennessee Division	4265	Other deductions	30706	FSTC-Neighbors (Mu	-	-	-	-	-	-	-	-	-	-	2,500	-	2,500
093	Tennessee Division	4265	Other deductions	30710	FSTC-Neighbors (Kid	-	-	-	-	-	-	-	500	-	-	-	-	500
093	Tennessee Division	4265	Other deductions	30736	FSTC- Neighbors Mis	4,800	5,740	3,400	3,000	500	-	1,250	32,000	1,250	2,500	2,500	-	56,940
093	Tennessee Division	4265	Other deductions	30740	Misc Income Deductic	-	-	50	260	560	1,515	107	600	-	-	1,616	144	4,851
093	Tennessee Division	4265	Other deductions	30743	Entertainment & Spor	1,500	9	20,486	17,467	49	160	150	3,500	-	2,501	-	503	46,326
093	Tennessee Division	4265	Other deductions	41134	Billed from SS - Below	5,456	5,513	15,424	7,171	5,327	(3,451)	5,330	4,476	3,873	5,422	4,001	5,834	64,374
093	Tennessee Division	4265	Other deductions	41136	Billed from HQ - Belo	1,653	2,116	2,447	14,534	2,129	15,070	3,694	7,735	7,664	1,908	5,773	1,002	65,725
093	Tennessee Division	4270	Interest on long-Term	41134	Billed from SS - Below	713,904	713,904	713,904	766,962	811,461	816,530	806,392	811,461	811,461	811,461	811,461	828,825	9,417,730
093	Tennessee Division	4280	Amortization of debt d	41134	Billed from SS - Below	11,271	11,271	11,271	10,903	10,903	10,903	17,662	12,593	12,593	12,593	12,593	12,593	147,145
093	Tennessee Division	4280	Amortization of debt d	41136	Billed from HQ - Belo	278	278	278	287	287	287	287	287	287	287	287	287	3,419

PIVOT - DIV 091 IS ACTIVITY **PASTED VALUES**

Division 091

Account	Account Description	Sum of JAN-24	Sum of FEB-24	Sum of MAR-24	Sum of APR-24	Sum of MAY-24	Sum of JUN-24
4030	Depreciation Expense	0	0	0	0	0	0

093	Tennessee Division	4281	Amortization of loss o	41134	Billed from SS - Below	471	471	471	456	456	456	456	456	456	456	456	456	456	5,518
093	Tennessee Division	4290	Amortization of debt p	41134	Billed from SS - Below	(1,004)	(1,004)	(1,004)	(971)	(971)	(971)	(971)	(971)	(971)	(971)	(971)	(971)	(971)	(11,748)
093	Tennessee Division	4310	Other interest expens	30119	Cust Deps-By Acct/Di	8,857	8,929	8,955	9,719	9,323	9,496	10,871	11,012	11,304	10,796	11,192	10,970	10,970	121,423
093	Tennessee Division	4310	Other interest expens	30130	Deferred Interest Infra	(221,252)	(262,003)	(477,891)	(487,795)	(509,951)	(534,076)	(551,714)	(584,771)	(600,740)	(621,416)	(658,177)	(226,329)	(226,329)	(5,736,115)
093	Tennessee Division	4310	Other interest expens	30157	Int on Taxes	27,372	140,938	61,225	56,008	51,412	44,067	29,735	18,034	9,136	14,158	26,172	34,675	34,675	512,933
093	Tennessee Division	4310	Other interest expens	41134	Billed from SS - Below	11,911	22,245	80,199	25,128	11,253	6,918	11,456	11,037	13,336	13,709	14,030	15,385	15,385	236,607
093	Tennessee Division	4320	Allowance for borrowe	00000	Default	(35,067)	(39,106)	(28,358)	(15,734)	(11,480)	(14,302)	(16,791)	(18,445)	(29,877)	(40,728)	(31,981)	(43,622)	(43,622)	(325,489)
093	Tennessee Division	4800	Residential sales	31101	Gas Rev-Dist Inc	(258,215)	(220,744)	(250,631)	(318,258)	(772,964)	(1,521,676)	(2,693,562)	(2,464,854)	(1,387,755)	(973,392)	(482,046)	(373,934)	(373,934)	(11,718,031)
093	Tennessee Division	4800	Residential sales	31108	Gas Rev-Dist Inc. Bas	(2,584,459)	(2,586,361)	(2,574,293)	(2,876,487)	(2,892,570)	(2,905,477)	(2,916,838)	(2,921,526)	(2,921,927)	(2,927,584)	(2,636,115)	(3,235,962)	(3,235,962)	(33,979,600)
093	Tennessee Division	4800	Residential sales	31128	Gas Cost Adjustment	(710,508)	(606,989)	(689,628)	(637,582)	(2,089,172)	(4,161,266)	(6,998,003)	(6,084,616)	(3,429,575)	(2,405,009)	(957,251)	(611,928)	(611,928)	(29,381,527)
093	Tennessee Division	4800	Residential sales	31183	Surcharge revenue	(4)	(0)	-	(1)	(0)	(1)	(4)	(8)	(4)	(7)	(0)	-	-	(30)
093	Tennessee Division	4800	Residential sales	31195	WNA	6	26,985	13	(65,204)	(187,801)	(254,587)	(55,442)	(183,964)	(487,051)	(274,525)	(610)	(73)	(73)	(1,482,253)
093	Tennessee Division	4805	Unbilled Residential F	31101	Gas Rev-Dist Inc	(7,509)	25	7,578	(181,982)	(491,511)	(321,415)	(413,091)	589,348	274,761	415,735	93,566	9,446	9,446	(25,049)
093	Tennessee Division	4805	Unbilled Residential F	31108	Gas Rev-Dist Inc. Bas	1,816	283	(138,881)	355	(3,119)	(4,475)	(7,563)	(5,569)	(3,635)	141,616	(307,667)	1,046	1,046	(325,793)
093	Tennessee Division	4805	Unbilled Residential F	31128	Gas Cost Adjustment	(20,677)	71	108,644	(574,251)	(1,356,929)	(726,993)	(876,451)	1,456,627	678,976	1,147,884	237,227	(5,005)	(5,005)	69,123
093	Tennessee Division	4805	Unbilled Residential F	31195	WNA	-	-	(32,652)	(22,021)	(37,213)	(71,890)	321,177	(322,310)	57,636	107,273	-	-	-	0
093	Tennessee Division	4811	Commercial Revenue	31101	Gas Rev-Dist Inc	(638,730)	(566,874)	(620,661)	(709,256)	(1,161,617)	(1,860,773)	(3,159,824)	(2,872,862)	(1,774,779)	(1,364,995)	(853,382)	(806,702)	(806,702)	(16,390,454)
093	Tennessee Division	4811	Commercial Revenue	31108	Gas Rev-Dist Inc. Bas	(744,676)	(740,695)	(736,871)	(745,371)	(758,325)	(770,198)	(776,910)	(776,401)	(775,872)	(779,585)	(769,689)	(891,956)	(891,956)	(9,266,549)
093	Tennessee Division	4811	Commercial Revenue	31128	Gas Cost Adjustment	(889,917)	(783,425)	(857,281)	(714,656)	(1,579,070)	(2,554,989)	(4,119,689)	(3,542,059)	(2,200,005)	(1,695,032)	(849,660)	(647,644)	(647,644)	(20,433,426)
093	Tennessee Division	4811	Commercial Revenue	31183	Surcharge revenue	(0)	-	-	-	-	-	-	-	(0)	-	-	-	-	(0)
093	Tennessee Division	4811	Commercial Revenue	31195	WNA	(414)	26,950	75	(70,104)	(162,457)	(225,500)	(74,053)	(196,103)	(433,783)	(234,612)	(531)	46	46	(1,370,485)
093	Tennessee Division	4812	Industrial Revenue-Ba	31101	Gas Rev-Dist Inc	(199,038)	(174,663)	(203,765)	(218,789)	(273,075)	(388,895)	(563,378)	(523,830)	(385,934)	(375,695)	(340,879)	(331,762)	(331,762)	(3,979,705)
093	Tennessee Division	4812	Industrial Revenue-Ba	31108	Gas Rev-Dist Inc. Bas	(24,061)	(24,803)	(23,137)	(25,389)	(24,429)	(24,429)	(25,679)	(25,015)	(24,514)	(25,848)	(25,474)	(28,533)	(28,533)	(301,311)
093	Tennessee Division	4812	Industrial Revenue-Ba	31128	Gas Cost Adjustment	(425,651)	(441,832)	(485,535)	(421,299)	(384,496)	(671,514)	(974,846)	(841,778)	(655,477)	(666,059)	(571,660)	(379,979)	(379,979)	(6,920,125)
093	Tennessee Division	4812	Industrial Revenue-Ba	31195	WNA	-	163	-	(7,377)	(19,078)	(25,119)	(2,783)	(29,363)	(51,289)	(23,770)	(53)	128	128	(158,540)
093	Tennessee Division	4815	Unbilled Comm Reve	31101	Gas Rev-Dist Inc	(17,223)	2,196	21,541	(169,297)	(480,089)	(377,172)	(420,015)	671,172	266,284	398,147	13,542	26,529	26,529	(64,885)
093	Tennessee Division	4815	Unbilled Comm Reve	31108	Gas Rev-Dist Inc. Bas	2,611	2,610	2,781	85	(1,762)	(3,651)	(4,988)	(3,884)	(2,143)	(1,168)	(67,996)	2,675	2,675	(74,830)
093	Tennessee Division	4815	Unbilled Comm Reve	31128	Gas Cost Adjustment	(24,484)	3,034	144,350	(332,918)	(664,407)	(423,936)	(428,032)	825,152	327,380	589,909	86,778	(4,708)	(4,708)	98,118
093	Tennessee Division	4815	Unbilled Comm Reve	31195	WNA	-	-	(28,066)	(21,626)	(39,843)	(78,301)	328,384	(318,943)	61,020	97,376	-	-	-	0
093	Tennessee Division	4816	Unbilled Industrial Re	31215	CB Gas Rev-Dist Inc	35,140	(5,440)	(9,390)	(5,133)	(13,653)	(36,971)	(8,120)	10,863	(14,214)	(48,417)	16,099	(41,447)	(41,447)	(120,684)
093	Tennessee Division	4816	Unbilled Industrial Re	31216	CB Gas Rev-Dist Inc	459	-	-	-	-	-	41	-	-	(500)	-	(164)	(164)	(164)
093	Tennessee Division	4816	Unbilled Industrial Re	31217	CB Gas Cost Adjustm	22,136	(14,607)	(8,461)	156,097	(138,340)	(139,673)	38,646	25,132	(19,745)	(72,742)	172,269	14,586	14,586	35,297
093	Tennessee Division	4820	Other Sales to Public	31101	Gas Rev-Dist Inc	(1,291)	(1,199)	(1,362)	(1,620)	(3,144)	(4,749)	(8,880)	(5,458)	(3,444)	(2,676)	(1,503)	(1,602)	(1,602)	(36,928)
093	Tennessee Division	4820	Other Sales to Public	31108	Gas Rev-Dist Inc. Bas	(11,406)	(11,297)	(11,315)	(12,687)	(12,515)	(12,596)	(12,636)	(12,150)	(12,130)	(12,110)	(10,918)	(13,465)	(13,465)	(145,222)
093	Tennessee Division	4820	Other Sales to Public	31128	Gas Cost Adjustment	(3,554)	(3,301)	(3,749)	(2,495)	(7,310)	(10,954)	(19,482)	(10,925)	(6,782)	(5,250)	(2,310)	(2,034)	(2,034)	(78,146)
093	Tennessee Division	4820	Other Sales to Public	31195	WNA	0	-	-	(435)	(882)	(485)	426	(1,716)	(1,490)	(820)	(3)	(6)	(6)	(5,413)
093	Tennessee Division	4825	Unbilled Public Autho	31101	Gas Rev-Dist Inc	(70)	-	70	(424)	(1,379)	(611)	(842)	1,729	295	1,292	(75)	61	61	46
093	Tennessee Division	4825	Unbilled Public Autho	31108	Gas Rev-Dist Inc. Bas	(9)	-	(603)	(20)	20	(10)	(10)	71	40	667	(1,209)	-	-	(1,063)
093	Tennessee Division	4825	Unbilled Public Autho	31128	Gas Cost Adjustment	(190)	-	912	(1,860)	(3,864)	(1,223)	(1,701)	4,340	741	3,702	206	(36)	(36)	1,027
093	Tennessee Division	4825	Unbilled Public Autho	31195	WNA	-	-	(104)	(68)	(99)	(151)	802	(734)	78	275	-	-	-	-
093	Tennessee Division	4870	Forfeited discounts	31201	Late Fee	(24,552)	(23,025)	(20,011)	(26,935)	(45,703)	(37,995)	(92,113)	(94,121)	(73,121)	(46,098)	(36,213)	(39,844)	(39,844)	(559,730)
093	Tennessee Division	4880	Miscellaneous service	31301	Misc Service Revenue	(12,122)	(16,610)	(16,442)	(58,280)	(40,223)	(20,870)	(22,039)	(14,110)	(14,378)	(11,195)	(14,753)	(11,378)	(11,378)	(252,400)
093	Tennessee Division	4893	Revenue-Transportati	31101	Gas Rev-Dist Inc	(945,598)	(857,379)	(990,277)	(913,477)	(1,076,408)	(1,145,387)	(1,217,298)	(1,386,509)	(1,192,075)	(1,110,362)	(1,039,352)	(931,285)	(931,285)	(12,805,407)
093	Tennessee Division	4893	Revenue-Transportati	31108	Gas Rev-Dist Inc. Bas	(51,105)	(52,035)	(52,035)	(52,035)	(52,035)	(51,576)	(51,576)	(51,576)	(51,117)	(51,266)	(51,266)	(51,266)	(51,266)	(618,882)
093	Tennessee Division	4893	Revenue-Transportati	31215	CB Gas Rev-Dist Inc	56,302	(97,623)	76,800	(162,930)	(52,384)	(82,843)	(154,948)	191,489	75,630	59,806	108,067	(136,937)	(136,937)	(119,572)
093	Tennessee Division	4893	Revenue-Transportati	31216	CB Gas Rev-Dist Inc	(943)	-	-	(338,605)	309,299	30,096	1,147	484	(633)	(688)	-	(15,465)	(15,465)	(15,308)
093	Tennessee Division	4950	Other gas revenues	31309	Other Gas Revenues	-	-	-	-	-	-	-	-	(2)	(1)	-	-	-	(3)
093	Tennessee Division	4950	Other gas revenues	31388	Carbon Credits	-	-	-	-	-	-	-	-	-	-	-	(335)	(335)	(335)
093	Tennessee Division	7350	Miscellaneous produc	04590	Utilities	51	88	18	86	52	56	67	43	58	56	56	57	57	688
093	Tennessee Division	8001	Intercompany Gas We	04743	Hedging Settlements	-	-	-	-	-	55,600	226,674	325,381	314,656	194,951	-	-	-	1,117,261
093	Tennessee Division	8040	Natural gas city gate p	04740	Cashouts	10,532	17,984	(47,290)	(4,965)	(33,924)	(122,455)	35,053	(49,120)	(7,158)	26,298	6,305	(27,402)	(27,402)	(196,141)
093	Tennessee Division	8040	Natural gas city gate p	04751	Gas Purchases	(444,639)	2,039,937	1,697,468	1,781,966	2,752,155	3,819,661	4,271,918	8,530,837	4,857,892	969,693	1,775,561	1,320,770	1,320,770	33,373,221
093	Tennessee Division	8050	Other purchases	04800	Reimbursement for G	(1,044)	(1,323)	(1,516)	(6,805)	(688)	(2,703)	(2,559)	(1,960)	(1,257)	(2,290)	(2,484)	(237)	(237)	(24,867)
093	Tennessee Division	8051	PGA for Residential	04775	PGA Recoveries	709,373	606,420	688,981	636,985	2,087,502	4,158,761	6,993,522	6,079,237	3,426,807	2,402,578	955,990	610,734	610,734	29,356,890
093	Tennessee Division	8052	PGA for Commercial	04775	PGA Recoveries	888,633	782,288	855,896	713,788	1,575,616	2,550,388	4,115,035	3,539,826	2,197,500	1,692,899	849,413	647,932	647,932	20,409,214
093	Tennessee Division	8053	PGA for Industrial	04775	PGA Recoveries	426,055	442,252	485,955	421,533	384,926	671,977	975,193	842,170	655,477	666,059	571,660	379,979	379,979	6,923,234
093	Tennessee Division	8054	PGA for Public Autho	04775	PGA Recoveries	5,091	4,568	5,340	3,624	11,972	17,514	28,133	17,990	11,988	9,697	3,815	2,947	2,947	122,679
093	Tennessee Division	8058	Unbilled PGA Cost	04819	Unbilled PGA-Res	20,677	(71)	(108,644)	574,251	1,356,929	726,993	876,451	(1,456,627)	(678,976)	(1,147,884)	(237,227)	5,005	5,005	(69,123)
093	Tennessee Division	8058	Unbilled PGA Cost	04820	Unbilled PGA-Comm	24,484	(3,034)	(144,350)	332,918	664,407	423,936	428,032	(825,152)	(327,380)	(589,909)	(86,778)	4,708	4,708	(98,118)
093	Tennessee Division	8058	Unbilled PGA Cost	04821	Unbilled PGA-Ind	(22,136)	14,607	8,461	(156,097)	138,340	139,673	(38,646)	(25,132)	19,745	72,742	(172,269)	(14,586)	(14,586)	(35,297)
093	Tennessee Division	8058	Unbilled PGA Cost	04822	Unbilled PGA-PA	190	-	(912)	1,860	3,864	1,223	1,701	(4,340)	(741)	(3,702)	(206)	36	36	(1,027)
093	Tennessee Division	8059	PGA Offset to Unreco	04775	PGA Recoveries	(8,472)	(2,583,533)	(2,455,981)	(2,593,066)	(3,587,159)	(6,348,279)	(8,389,249)	(12,880,104)	(8,026,170)	(5,305,395)	(3,322,429)	(2,706,265)	(2,706,265)	(58,206,101)
093	Tennessee Division	8060	Exchange gas	04773	Demand-Storage	(52,397)	(72,251)	(42,003)	(51,946)	(61,343)	17,669	111,845	124,448	66,694	78,285	(6,299)	63,151	63,151	175,853
093	Tennessee Division	8081	Gas withdrawn from s	04756	Storage Injection/With	(914,901)	4,355	116,028	66,877	126,733	758,830	1,819,075	2,141,949	756,952	1,819,621	104,507	16,073	16,073	6,816,199
093	Tennessee Division	8082	Gas delivered to stora	04756	Storage Injection/With	(233,237)	(1,086,579)	(934,615)	(863,145)	(880,438)	(282,885)	(239,562)	(387,455)	(218,238)	(63,435)	(604,334)	(510,897)	(510,897)	(6,304,822)
093	Tennessee Division	8120	Gas used for other uti	04801	Company Used Gas	(2,547)	(1,476)	(947)	(1,145)	(666)	(1,577)	(3,389)	(5,617)	(5,909)	(5,303)	(3,595)	(1,389)	(1,389)	(33,560)
093	Tennessee Division	8130	Other gas supply expe	04755	Purchase Gas-Ind-Act	97,180	102,628	99,605	99,603	99,604	99,604	99,604	87,278	93,439	93,441	93,441	93,441	93,441	1,158,868
093	Tennessee Division	8560	Mains expenses	02001	Inventory Materials	-	-	-	-	-	-	-	-	-	2,048	200	-	-	2,248
093	Tennessee Division	8560	Mains expenses	02004	Warehouse Loading (	-	-	-	-	-	-	-	-	-	20	2	-	-	22
093	Tennessee Division	8560	Mains expenses	05411	Meals and Entertainm	-	218	-	-	-	-	-	-	-	-	-	-	-	218
093	Tennessee Division	8560	Mains expenses	05413	Transportation	-	22	-	-	-	-	-	-	-	-	-	-	-	22
093	Tennessee Division	8560	Mains expenses	05414	Lodging	-	664	-	-	-	-	-	-	-	-	-	-	-	664
093	Tennessee Division	8560	Mains expenses	06111	Contract Labor	-	13,273	32,656	-	-	7,530	-	-	-	-	-	-	-	53,458
093	Tennessee Division	8580	Transmission and cor	04771	Demand Charges-Tra	1,360,438	1,367,006	1,360,469	1,361,475	1,366,616	1,766,240	1,766,309	1,773,654	1,769,966	1,790,595	1,540,391	1,540,443	1,540,443	18,763,601
093	Tennessee Division	8580	Transmission and cor	04772	Commodity-Transport	19,838	47,249	39,741	42,361	50,070	71,356	111,679	159,410	90,333	70,509	59,546	(147,085)	(147,085)	615,006
093	Tennessee Division	8580	Transmission and cor	04773	Demand-Storage	266,330	268,630	268,646	268,394	268,645	268,542	292,208	268,578	402,237	426,471	452,831	452,837	452,837	3,904,349
093	Tennessee Division	8700	Distribution-Operation	01000	Non-project Labor	61,824	53,451	53,008	74,010	50,707	82,546	56,441	47,642	48,759	56,822	77,853	56,253	56,253	719,316
093	Tennessee Division	8700	Distribution-Operation	01001	Capital Labor	421,681	407,152	399,264	437,301	402,242	617,329	419,912	459,477	442,648	511,709	658,123	459,750	459,750	5,636,588
093	Tennessee Division	8700	Distribution-Operation	01002	Capital Labor Contra	(420,940)	(402,309)	(397,365)	(441,149)	(405,228)	(617,914)	(420,248)	(422,355)	(417,538)	(508,666)	(657,223)	(457,871)	(457,871)	(5,568,807)
093	Tennessee Division	8700	Distribution-Operation	01006	O&M Project Labor ar	-	-	818	-	-	-	-	-	5,635	2,932	-	-	-	9,386
093	Tennessee Division	8700	Distribution-Operation	01008	Expense Labor Accru	3,379	5,506	2,860	17,493	(8,911)	(21,734)	8,816	147	1,656	9,714	(21,118)	1,088	1,088	(1,105)
093	Tennessee Division	8700	Distribution-Operation	01011	Capital Labor Transfe	258,249	230,092	222,652	268,170	247,164	404,484	288,853	244,204	239,814	331,268	375,263	282,140	282,140	3,392,354
093	Tennessee Division	8700	Distribution-Operation	01012	Capital Labor Transfe	(258,990)	(234,936)	(224,551)	(264,321)	(244,178)	(403,899)	(288,517)	(281,326)	(264,924)	(334,311)	(376,163)	(284,019)	(284,019)	(3,460,135)
093	Tennessee Division	8700	Distribution-Operation	01014	Expense Labor Trans	-	-	-	-	-	-	-	-	(5,635)	(2,932)	-	-	-	(8,567)
093	Tennessee Division	8700	Distribution-Operation	02001	Inventory Materials	422	673	14	-	-	-	-	54,000	12	-	-	12	12	55,134
093	Tennessee Division	8700	Distribution-Operation	02004	Warehouse Loading (	19	30	0	-	-	-	-	540	0	-	-	0	0	590
093	Tennessee Division	8700	Distribution-Operation	02005	Non-Inventory Supplie	10,262	1,959	2,827	1,941	3,274	2,164	4,075	5,515	2,397	6,843	3,640	2,272	2,272	47,170
093	Tennessee Division	8700	Distribution-Operation	03003	Capitalized transporta	(3,158)	(2,562)	(3,814)	(6,122)	(2,007)	(1,395)	(3,020)	(1,946)	(1,699)	(3,712)	(1,240)	(9,477)	(9,477)	(40,153)
093	Tennessee Division	8700	Distribution-Operation	03004	Vehicle Expense	4,321	3,748	5,476	8,972	2,969	2,080	4,754	2,662	2,449	5,005	1,797	13,018	13,018	57,251
093	Tennessee Division	8700	Distribution-Operation	04001	Safety, Newspaper	79	79	79	74	79	79	79	153	-	79	86	79	79	945
093	Tennessee Division	8700	Distribution-Operation	04002	Required By Law, Saf	4,489	(4,402)	-	-	-	-	-	-	-	-	3,999	-	-	4,086
093	Tennessee Division	8700	Distribution-Operation	04018	Safety	471	60	471	348	633	220	444	317	1,220	612	298	679	679	5,773
093	Tennessee Division	8700	Distribution-Operation	04022	Promo Sales, Misc	-	-	-	-	-	-	583	-	517	-	-	-	-	1,100
093	Tennessee Division	8700	Distribution-Operation	04040	Community Rel&Trad	2,146	802	8,331	575	918	811	654	1,646	-	2,912	596	633	633	20,024
093	Tennessee Division	8700	Distribution-Operation	04044	Advertising	-	5,150	-	250	-	-	3,500	-	3,475	-	3,000	-	-	15,375
093	Tennessee Division	8700	Distribution-Operation	04046	Customer Relations &	-	-	1,850	-	-	-	-	-	-	-	-	-	-	1,850
093	Tennessee Division	8700	Distribution-Operation	04201	Software Maintenance	11,500	-	-	-	-	-	-	-	-	-	-	-	-	11,500
093	Tennessee Division	8700	Distribution-Operation	04212	IT Equipment	-	-	6,499	839	666	330	54	1,860	1,183	2,661	3,691	3,511	3,511	21,294
093	Tennessee Division	8700	Distribution-Operation	04302	Heavy Equipment	614	628	2,137	-	-	125	1,135	-	-	4,161	-	171	171	8,971
093	Tennessee Division	8700	Distribution-Operation	04307	Heavy Equipment Cap	(601)	(615)	(2,095)	-	-	(122)	(1,112)	-	-	(4,078)	-	(168)	(168)	(8,792)
093	Tennessee Division	8700	Distribution-Operation	04564	842 Variable Copier L	9	21	9	7	-	-	-	-	-	-	-	-	-	46

PIVOT - DIV 091 IS ACTIVITY **PASTED VALUES**

Division 091

Account	Account Description						Sum of JAN-24	Sum of FEB-24	Sum of MAR-24	Sum of APR-24	Sum of MAY-24	Sum of JUN-24											
4030	Depreciation Expense						0	0	0	0	0	0											
093		Tennessee Division	8700	Distribution-Operation	04580	Building Lease/Rents	-	-	-	-	(2,273)	-	-	-	-	-	-	-	-	(2,273)
093		Tennessee Division	8700	Distribution-Operation	04581	Non 842 Building Lea	-	-	-	-	2,418	-	-	-	-	-	-	-	-	2,418
093		Tennessee Division	8700	Distribution-Operation	04582	Building Maintenance	19,560	16,085	43,612	26,177	18,460	16,442	17,401	25,523	28,571	24,463	25,230	18,982	280,506
093		Tennessee Division	8700	Distribution-Operation	04590	Utilities	8,552	11,825	10,770	11,876	9,424	9,831	9,503	11,914	9,924	6,092	6,685	7,857	114,252
093		Tennessee Division	8700	Distribution-Operation	04592	Misc Rents	-	-	75	-	-	-	-	-	-	-	-	-	75
093		Tennessee Division	8700	Distribution-Operation	04599	Capitalized Utility Cos	(18,856)	(18,015)	(38,063)	(35,770)	(26,210)	(24,698)	(25,290)	(35,190)	(36,185)	(28,722)	(30,000)	(25,229)	(342,228)
093		Tennessee Division	8700	Distribution-Operation	05010	Office Supplies	5,099	4,990	3,583	5,119	1,508	2,047	2,350	1,924	1,347	2,050	1,223	2,291	33,530
093		Tennessee Division	8700	Distribution-Operation	05111	Postage/Delivery Serv	423	327	509	163	601	4,148	1,419	1,196	927	249	410	455	10,827
093		Tennessee Division	8700	Distribution-Operation	05215	842 Copier Lease Exp	2,294	197	(1,843)	-	2,014	2,007	2,018	2,047	2,064	2,115	2,061	2,037	17,013
093		Tennessee Division	8700	Distribution-Operation	05310	Monthly Lines and ser	13,879	13,897	13,896	10,303	435	12,484	4,980	4,983	4,984	4,984	5,854	5,415	96,094
093		Tennessee Division	8700	Distribution-Operation	05312	Long Distance	55	52	33	41	189	116	66	262	417	164	114	62	1,572
093		Tennessee Division	8700	Distribution-Operation	05314	Toll Free Long Distan	2,349	2,308	2,487	2,365	3,359	2,766	1,726	2,345	2,195	2,719	2,557	550	27,726
093		Tennessee Division	8700	Distribution-Operation	05331	WAN/LAN/Internet Se	1,163	1,163	1,163	977	716	1,002	1,002	1,002	125	1,873	999	999	12,185
093		Tennessee Division	8700	Distribution-Operation	05364	Cellular, radio, pager	7,586	6,643	7,330	7,525	7,480	7,498	7,271	6,465	6,455	6,504	6,712	6,943	84,411
093		Tennessee Division	8700	Distribution-Operation	05376	Cell service for data u	1,676	1,670	1,778	1,985	2,206	2,041	1,416	1,919	1,999	1,709	2,162	2,142	22,704
093		Tennessee Division	8700	Distribution-Operation	05377	Cell phone equipment	2,195	704	557	1,208	1,026	825	(8)	782	537	1,189	846	818	10,680
093		Tennessee Division	8700	Distribution-Operation	05399	Capitalized Telecom (	(16,103)	(14,552)	(14,906)	(20,724)	(11,200)	(22,455)	(13,815)	(14,277)	(13,292)	(15,317)	(15,611)	(15,371)	(187,624)
093		Tennessee Division	8700	Distribution-Operation	05411	Meals and Entertainm	5,245	18,877	8,830	4,205	6,469	7,448	4,349	7,417	6,516	4,616	8,454	5,922	88,348
093		Tennessee Division	8700	Distribution-Operation	05412	Spousal & Dependent	-	-	-	-	-	105	-	33	-	-	-	17	155
093		Tennessee Division	8700	Distribution-Operation	05413	Transportation	1,650	831	2,631	2,429	1,150	2,991	1,092	3,381	3,027	687	4,415	4,237	28,521
093		Tennessee Division	8700	Distribution-Operation	05414	Lodging	7,656	12,085	2,504	3,517	3,297	3,816	1,507	2,409	2,173	8,699	8,278	7,257	63,198
093		Tennessee Division	8700	Distribution-Operation	05415	Membership Fees	-	-	40	-	2,715	-	380	70	-	-	-	-	3,205
093		Tennessee Division	8700	Distribution-Operation	05416	Club Dues - Nondedu	-	-	110	-	-	-	-	-	-	-	-	-	110
093		Tennessee Division	8700	Distribution-Operation	05417	Club Dues - Deductib	6	-	25	-	-	-	-	-	-	-	-	-	31
093		Tennessee Division	8700	Distribution-Operation	05419	Misc Employee Exper	2,439	3,919	-	7,585	-	-	(14,070)	-	7,035	-	-	-	6,908
093		Tennessee Division	8700	Distribution-Operation	05420	Employee Developme	-	-	1,421	-	-	-	-	-	-	-	2,572	-	3,992
093		Tennessee Division	8700	Distribution-Operation	05421	Training	434	1,873	-	-	227	-	23,252	2,469	-	-	4,011	8,906	41,172
093		Tennessee Division	8700	Distribution-Operation	05424	Books & Manuals	-	179	-	-	-	-	-	-	-	-	-	-	179
093		Tennessee Division	8700	Distribution-Operation	05425	Regulatory Compliance	-	-	-	-	-	-	665	-	-	-	-	16,827	17,492
093		Tennessee Division	8700	Distribution-Operation	05426	Safety Training	-	-	-	-	-	-	-	1,208	-	-	-	-	1,208
093		Tennessee Division	8700	Distribution-Operation	05427	Technical (Job Skills)	-	-	-	-	-	-	395	209	-	233	-	537	1,374
093		Tennessee Division	8700	Distribution-Operation	06111	Contract Labor	138,386	63,409	(105,995)	20,552	44,748	122,113	3,795	(14,982)	34,263	45,947	100,327	39,811	492,376
093		Tennessee Division	8700	Distribution-Operation	07120	Environmental & Safe	1,381	775	1,054	708	825	41	461	493	796	718	5,016	76	12,343
093		Tennessee Division	8700	Distribution-Operation	07421	Service Awards	-	-	168	-	-	-	-	-	-	-	-	-	168
093		Tennessee Division	8700	Distribution-Operation	07443	Uniforms	462	1,281	2,251	1,734	2,643	9,469	2,383	735	1,993	1,028	2,913	2,705	29,597
093		Tennessee Division	8700	Distribution-Operation	07444	Uniforms Capitalized	(277)	(662)	(1,538)	(1,630)	(2,484)	(8,901)	(2,240)	(345)	(1,323)	(749)	(1,788)	(1,900)	(23,836)
093		Tennessee Division	8700	Distribution-Operation	07495	Employee Broadcast a	85	-	-	-	-	-	-	-	-	-	-	-	85
093		Tennessee Division	8700	Distribution-Operation	07499	Misc Employee Welfa	307	1,169	1,346	1,938	815	3,975	1,979	3,463	3,085	556	802	673	20,107
093		Tennessee Division	8700	Distribution-Operation	07510	Association Dues	-	-	-	10,000	550	-	8,275	-	-	-	-	-	18,825
093		Tennessee Division	8700	Distribution-Operation	07590	Misc General Expense	328	446	(303)	676	165	-	-	-	810	315	-	-	2,436
093		Tennessee Division	8700	Distribution-Operation	07601	Vehicle Cap Accrual	-	-	-	-	-	-	-	-	-	-	-	-	-
093		Tennessee Division	8700	Distribution-Operation	07607	Telecom Cap Accrual	-	-	-	-	-	-	-	-	-	-	-	-	-
093		Tennessee Division	8700	Distribution-Operation	07608	Uniform Cap Accrual	-	-	-	-	-	-	-	-	-	-	-	-	-
093		Tennessee Division	8700	Distribution-Operation	07609	Utility Cap Accrual	-	-	-	-	-	-	-	-	-	-	-	-	-
093		Tennessee Division	8711	Odorization	02001	Inventory Materials	-	23,515	-	6,910	-	310	-	-	-	-	7,881	4,533	43,148
093		Tennessee Division	8711	Odorization	02004	Warehouse Loading (	-	1,058	-	345	-	3	-	-	-	-	79	45	1,531
093		Tennessee Division	8740	Mains and Services E	01000	Non-project Labor	65,358	80,761	69,351	86,511	98,699	164,489	93,712	99,400	96,457	83,108	164,931	113,533	1,216,310
093		Tennessee Division	8740	Mains and Services E	01006	O&M Project Labor ar	-	-	-	-	-	-	-	4,727	(3,028)	-	-	-	1,699
093		Tennessee Division	8740	Mains and Services E	01008	Expense Labor Accru	557	16,735	(1,667)	17,231	17,182	(41,674)	10,070	8,097	2,647	1,636	(22,376)	895	9,333
093		Tennessee Division	8740	Mains and Services E	01014	Expense Labor Trans	-	-	-	-	-	-	-	-	(1,699)	-	-	-	(1,699)
093		Tennessee Division	8740	Mains and Services E	02001	Inventory Materials	454	21,212	24,507	85,452	15,551	23,684	24,852	(29,695)	23,408	30,721	35,215	39,000	294,361
093		Tennessee Division	8740	Mains and Services E	02004	Warehouse Loading (	20	955	245	4,273	78	237	249	(297)	234	307	352	390	7,042
093		Tennessee Division	8740	Mains and Services E	02005	Non-Inventory Supplie	3,648	13,578	9,755	5,430	9,890	9,578	7,017	5,211	11,619	5,514	8,956	8,501	98,697
093		Tennessee Division	8740	Mains and Services E	03002	Vehicle Lease Payme	50,452	42,288	50,438	52,371	-	(46,766)	4,535	(6,136)	499	582	-	-	148,263
093		Tennessee Division	8740	Mains and Services E	03003	Capitalized transporta	(88,363)	(81,196)	(89,929)	(83,838)	(64,581)	(69,811)	(71,211)	(90,492)	(81,592)	(114,224)	(71,467)	(95,960)	(1,002,663)
093		Tennessee Division	8740	Mains and Services E	03004	Vehicle Expense	81,070	80,956	85,081	81,560	64,966	67,422	51,335	73,454	59,576	108,363	73,309	89,705	916,799
093		Tennessee Division	8740	Mains and Services E	03008	842 Vehicle Lease Ex	-	-	-	-	61,417	97,251	51,744	54,172	52,719	52,601	47,311	47,197	464,411
093		Tennessee Division	8740	Mains and Services E	03009	842 Variable Heavy E	847	833	6,316	5,252	615	-	552	842	(34)	3,357	520	8,354	27,454
093		Tennessee Division	8740	Mains and Services E	04018	Safety	-	-	1,062	-	-	-	42	203	-	-	-	-	1,306
093		Tennessee Division	8740	Mains and Services E	04040	Community Rel&Trad	-	-	1,152	150	-	-	-	-	-	359	1,379	534	3,574
093		Tennessee Division	8740	Mains and Services E	04201	Software Maintenance	-	-	-	-	-	-	-	-	-	-	4,186	4,186	8,372
093		Tennessee Division	8740	Mains and Services E	04301	Equipment Lease	6,543	6,543	9,909	9,668	-	18,430	8,203	7,832	8,740	9,379	11,713	11,141	108,101
093		Tennessee Division	8740	Mains and Services E	04302	Heavy Equipment	17,026	7,193	9,579	11,620	16,128	5,817	6,436	(2,389)	24,244	21,388	10,097	30,442	157,582
093		Tennessee Division	8740	Mains and Services E	04307	Heavy Equipment Cap	(31,097)	(21,447)	(32,473)	(32,026)	(24,420)	(30,632)	(21,623)	(14,440)	(39,131)	(44,583)	(26,402)	(51,387)	(369,664)
093		Tennessee Division	8740	Mains and Services E	04309	Non-842 Heavy Equip	7,315	7,315	7,331	6,140	8,175	7,011	6,873	8,450	6,980	11,370	4,611	2,499	84,071
093		Tennessee Division	8740	Mains and Services E	04560	Non 842 Fleet Lease/	3,115	2,901	5,636	(5,261)	(25,550)	2,955	-	9,581	3,427	3,491	(13,911)	5,124	(8,490)
093		Tennessee Division	8740	Mains and Services E	04563	842 Variable Fleet Lea	7,775	6,098	5,502	5,626	10,350	(0)	7,236	5,794	7,350	10,895	6,022	10,916	83,564
093		Tennessee Division	8740	Mains and Services E	04582	Building Maintenance	299	-	558	300	235	-	-	-	-	-	-	26	1,419
093		Tennessee Division	8740	Mains and Services E	04585	Railroad easements a	-	125	874	-	747	-	-	-	-	497	216	-	2,460
093		Tennessee Division	8740	Mains and Services E	04590	Utilities	2,882	3,995	3,113	3,242	2,737	2,985	3,201	2,782	2,520	2,616	3,587	2,736	36,396
093		Tennessee Division	8740	Mains and Services E	05010	Office Supplies	-	-	143	55	-	790	1,200	53	-	30	-	-	2,271
093		Tennessee Division	8740	Mains and Services E	05111	Postage/Delivery Serv	-	-	-	-	-	280	-	-	-	-	-	-	280
093		Tennessee Division	8740	Mains and Services E	05411	Meals and Entertainm	1,744	2,333	2,014	1,500	1,155	1,401	1,388	3,949	2,861	2,602	1,853	1,235	24,037
093		Tennessee Division	8740	Mains and Services E	05413	Transportation	2,241	2,045	4,042	3,208	1,084	1,671	4,199	1,173	2,518	626	624	350	23,781
093		Tennessee Division	8740	Mains and Services E	05414	Lodging	679	2,666	73	5,712	595	-	1,488	2,084	1,792	1,827	7,848	634	25,398
093		Tennessee Division	8740	Mains and Services E	05419	Misc Employee Exper	-	427	-	-	-	-	-	-	-	-	-	-	427
093		Tennessee Division	8740	Mains and Services E	05420	Employee Developme	-	-	-	-	-	-	-	-	-	-	-	169	169
093		Tennessee Division	8740	Mains and Services E	05421	Training	-	-	613	-	-	-	-	-	-	-	-	-	613
093		Tennessee Division	8740	Mains and Services E	05427	Technical (Job Skills)	-	-	-	-	-	-	-	-	-	-	-	2,832	2,832
093		Tennessee Division	8740	Mains and Services E	05429	Work Environment Tr	-	-	-	-	-	-	-	-	-	307	-	-	307
093		Tennessee Division	8740	Mains and Services E	06111	Contract Labor	297,702	296,755	403,790	279,808	275,472	462,895	262,996	276,160	269,838	287,787	261,366	406,264	3,780,832
093		Tennessee Division	8740	Mains and Services E	07120	Environmental & Safe	82	-	-	-	-	-	82	-	500	-	-	-	663
093		Tennessee Division	8740	Mains and Services E	07443	Uniforms	1,049	4,286	8,654	4,560	3,868	2,712	5,726	1,665	5,585	6,109	7,817	4,880	56,911
093		Tennessee Division	8740	Mains and Services E	07444	Uniforms Capitalized	(690)	(2,883)	(5,947)	(4,286)	(3,636)	(2,550)	(5,383)	(1,060)	(3,787)	(4,184)	(5,317)	(3,012)	(42,736)
093		Tennessee Division	8740	Mains and Services E	07499	Misc Employee Welfa	60	14	70	-	-	-	414	-	36	125	-	-	719
093		Tennessee Division	8740	Mains and Services E	07590	Misc General Expense	-	-	-	-	-	-	-	(971)	-	(564)	1,296	1,359	1,120
093		Tennessee Division	8740	Mains and Services E	07601	Vehicle Cap Accrual	-	-	-	-	-	-	-	-	-	-	-	-	-
093		Tennessee Division	8740	Mains and Services E	07608	Uniform Cap Accrual	-	-	-	-	-	-	-	-	-	-	-	-	-
093		Tennessee Division	8750	Distribution-Measurin	01000	Non-project Labor	37,543	36,578	36,222	38,876	37,355	55,111	41,856	38,782	35,284	40,696	62,876	42,999	504,179
093		Tennessee Division	8750	Distribution-Measurin	01008	Expense Labor Accru	1,160	5,197	1,651	5,214	2,823	(16,964)	7,557	709	190	6,776	(13,938)	271	647
093		Tennessee Division	8750	Distribution-Measurin	02001	Inventory Materials	1,611	213	261	2,072	8,241	6,395	1,496	-	8,401	10,047	1,546	2,886	43,171
093		Tennessee Division	8750	Distribution-Measurin	02004	Warehouse Loading (	73	10	3	104	41	64	15	-	84	100	15	29	537
093		Tennessee Division	8750	Distribution-Measurin	02005	Non-Inventory Supplie	181	203	68	215	557	211	2,536	3,616	(6)	1,131	176	11	8,898
093		Tennessee Division	8750	Distribution-Measurin	03003	Capitalized transporta	(10)	-	-	-	-	(12)	-	(84)	-	(7)	(3)	-	(117)
093		Tennessee Division	8750	Distribution-Measurin	03004	Vehicle Expense	40	-	-	-	-	27	-	329	-	27	12	-	434
093		Tennessee Division	8750	Distribution-Measurin	04582	Building Maintenance	62	-	-	-	-	-	-	-	-	-	-	-	62
093		Tennessee Division	8750	Distribution-Measurin	04590	Utilities	2,051	4,367	1,008	3,071	919	1,913	2,929	2,145	1,379	2,412	1,241	3,589	27,025
093		Tennessee Division	8750	Distribution-Measurin	05010	Office Supplies	-	-	70	-	-	-	-	-	-	-	115	-	186
093		Tennessee Division	8750	Distribution-Measurin	05111	Postage/Delivery Serv	-	-	-	-	58	-	-	-	-	12	-	-	70
093		Tennessee Division	8750	Distribution-Measurin	05411	Meals and Entertainm	33	-	-	-	-	45	-	-	-	334	21	105	537
093		Tennessee Division	8750	Distribution-Measurin	05413	Transportation	20	-	-	-	-	-	-	-	-	-	-	-	20

PIVOT - DIV 091 IS ACTIVITY **PASTED VALUES**

Division 091

Account	Account Description	Sum of JAN-24	Sum of FEB-24	Sum of MAR-24	Sum of APR-24	Sum of MAY-24	Sum of JUN-24
4030	Depreciation Expense	0	0	0	0	0	0

093	Tennessee Division	8750	Distribution-Measurin	05414	Lodging	179	-	139	-	-	143	-	79	490	517	176	558	2,281
093	Tennessee Division	8750	Distribution-Measurin	06111	Contract Labor	-	-	9,500	-	-	-	-	4,762	17,375	10,403	22,116	23,731	87,886
093	Tennessee Division	8750	Distribution-Measurin	07443	Uniforms	-	187	-	-	-	212	212	531	-	-	-	-	1,141
093	Tennessee Division	8750	Distribution-Measurin	07444	Uniforms Capitalized	-	(49)	-	-	-	(199)	(199)	(136)	-	-	-	-	(584)
093	Tennessee Division	8750	Distribution-Measurin	07499	Misc Employee Welfa	-	-	-	-	-	-	-	-	20	-	-	-	20
093	Tennessee Division	8750	Distribution-Measurin	07590	Misc General Expens	-	(200)	-	-	-	-	-	-	-	-	-	-	(200)
093	Tennessee Division	8750	Distribution-Measurin	07601	Vehicle Cap Accrual	-	-	-	-	-	-	-	-	-	-	-	-	-
093	Tennessee Division	8750	Distribution-Measurin	07608	Uniform Cap Accrual	-	-	-	-	-	-	-	-	-	-	-	-	-
093	Tennessee Division	8760	Distribution-Measurin	01000	Non-project Labor	266	-	-	-	-	-	-	-	-	288	-	-	554
093	Tennessee Division	8760	Distribution-Measurin	01008	Expense Labor Accru	80	(80)	-	-	-	-	-	-	-	173	(173)	-	-
093	Tennessee Division	8770	Distribution-Measurin	04590	Utilities	20	21	20	21	22	28	24	27	23	22	22	23	275
093	Tennessee Division	8780	Meter and house regu	01000	Non-project Labor	18,814	22,116	20,936	24,378	28,482	38,531	23,733	19,713	17,890	17,999	37,614	29,329	299,535
093	Tennessee Division	8780	Meter and house regu	01008	Expense Labor Accru	1,567	4,308	516	4,159	5,311	(13,515)	3,071	(622)	74	1,854	(4,531)	1,063	3,255
093	Tennessee Division	8780	Meter and house regu	02005	Non-Inventory Supplie	652	1,840	(427)	25	-	22	-	166	109	91	961	313	3,753
093	Tennessee Division	8780	Meter and house regu	03003	Capitalized transporta	-	(36)	-	(27)	(79)	-	-	-	-	-	-	-	(142)
093	Tennessee Division	8780	Meter and house regu	03004	Vehicle Expense	-	53	-	38	115	-	-	-	-	-	-	-	206
093	Tennessee Division	8780	Meter and house regu	05010	Office Supplies	-	87	-	-	-	-	-	-	-	-	-	-	87
093	Tennessee Division	8780	Meter and house regu	05111	Postage/Delivery Serv	-	-	-	-	-	-	-	168	-	66	-	-	234
093	Tennessee Division	8780	Meter and house regu	05377	Cell phone equipment	-	38	-	-	-	-	-	-	-	-	-	-	38
093	Tennessee Division	8780	Meter and house regu	05399	Capitalized Telecom (	-	(23)	-	-	-	-	-	-	-	-	-	-	(23)
093	Tennessee Division	8780	Meter and house regu	05411	Meals and Entertainm	280	13	81	9	-	-	-	90	-	595	-	400	1,469
093	Tennessee Division	8780	Meter and house regu	05413	Transportation	-	-	420	-	-	-	-	-	-	-	-	593	1,014
093	Tennessee Division	8780	Meter and house regu	05414	Lodging	-	-	-	-	-	-	6,298	-	1,935	-	-	387	8,620
093	Tennessee Division	8780	Meter and house regu	07443	Uniforms	-	-	-	-	-	-	-	148	-	-	-	-	148
093	Tennessee Division	8780	Meter and house regu	07444	Uniforms Capitalized	-	-	-	-	-	-	-	(103)	-	-	-	-	(103)
093	Tennessee Division	8780	Meter and house regu	07601	Vehicle Cap Accrual	-	-	-	-	-	-	-	-	-	-	-	-	-
093	Tennessee Division	8780	Meter and house regu	07607	Telecom Cap Accrual	-	-	-	-	-	-	-	-	-	-	-	-	-
093	Tennessee Division	8780	Meter and house regu	07608	Uniform Cap Accrual	-	-	-	-	-	-	-	-	-	-	-	-	-
093	Tennessee Division	8790	Customer installations	04582	Building Maintenance	269	-	-	-	-	-	-	-	-	-	-	-	269
093	Tennessee Division	8800	Distribution-Other exp	04599	Capitalized Utility Cos	(1,357)	(785)	(503)	(1,076)	(626)	(1,482)	(3,185)	(5,280)	(5,555)	(4,985)	(3,379)	(1,305)	(29,519)
093	Tennessee Division	8800	Distribution-Other exp	04801	Company Used Gas	2,547	1,476	947	1,145	666	1,577	3,389	5,617	5,909	5,303	3,595	1,389	33,560
093	Tennessee Division	8800	Distribution-Other exp	07609	Utility Cap Accrual	-	-	-	-	-	-	-	-	-	-	-	-	-
093	Tennessee Division	8810	Distribution-Rents	03009	842 Variable Heavy E	-	-	-	0	-	-	-	-	-	-	-	-	0
093	Tennessee Division	8810	Distribution-Rents	04307	Heavy Equipment Ca	(12,606)	(12,188)	(12,188)	(12,188)	(13,629)	(12,188)	(12,606)	(12,188)	(12,188)	(12,188)	(13,628)	(12,188)	(149,972)
093	Tennessee Division	8810	Distribution-Rents	04308	842 Locusview Lease	12,437	12,437	12,437	12,437	13,907	12,437	12,863	12,437	12,437	12,437	13,906	12,437	152,606
093	Tennessee Division	8810	Distribution-Rents	04309	Non-842 Heavy Equip	426	-	-	-	-	-	-	-	-	-	-	-	426
093	Tennessee Division	8810	Distribution-Rents	04561	842 Variable Real Est	318	317	317	335	146	565	565	(273)	146	146	146	1,472	4,198
093	Tennessee Division	8810	Distribution-Rents	04578	842 Real Estate Leas	47,746	47,746	47,746	46,174	46,174	46,174	46,174	46,867	46,867	46,867	46,867	41,641	557,043
093	Tennessee Division	8810	Distribution-Rents	04580	Building Lease/Rents	(28,252)	(28,238)	(29,192)	(42,758)	(43,134)	(42,776)	(43,152)	(43,016)	(43,410)	(43,410)	(43,410)	(39,881)	(470,629)
093	Tennessee Division	8810	Distribution-Rents	04581	Non 842 Building Lea	400	400	602	400	800	-	400	400	400	400	400	400	5,002
093	Tennessee Division	8810	Distribution-Rents	04582	Building Maintenance	5,142	5,540	5,150	3,795	3,700	2,258	3,253	2,517	5,336	2,996	5,332	4,728	49,748
093	Tennessee Division	8810	Distribution-Rents	04590	Utilities	2,697	2,945	3,117	2,451	2,541	2,029	2,344	2,187	2,296	2,504	2,128	2,545	29,783
093	Tennessee Division	8810	Distribution-Rents	04599	Capitalized Utility Cos	(5,227)	(5,836)	(5,859)	(5,871)	(5,866)	(4,031)	(5,262)	(4,421)	(7,174)	(5,170)	(7,012)	(6,837)	(68,566)
093	Tennessee Division	8810	Distribution-Rents	06111	Contract Labor	-	-	-	-	-	-	-	-	200	(200)	-	-	-
093	Tennessee Division	8810	Distribution-Rents	07603	Rent Cap Accrual	-	-	-	-	-	-	-	-	-	-	-	-	-
093	Tennessee Division	8810	Distribution-Rents	07609	Utility Cap Accrual	-	-	-	-	-	-	-	-	-	-	-	-	-
093	Tennessee Division	8860	Distribution-Maintena	04582	Building Maintenance	1,087	4,083	-	-	-	-	-	-	-	-	-	-	5,169
093	Tennessee Division	8870	Distribution-Maint of n	01000	Non-project Labor	3,418	1,818	4,461	7,170	3,252	6,622	7,182	2,167	4,622	5,635	6,799	10,884	64,029
093	Tennessee Division	8870	Distribution-Maint of n	01008	Expense Labor Accru	(338)	(207)	1,413	2,072	(2,026)	(1,173)	1,769	(1,898)	1,336	1,070	(2,248)	1,588	1,358
093	Tennessee Division	8870	Distribution-Maint of n	02005	Non-Inventory Supplie	-	-	-	-	-	448	158	23	71	337	273	-	1,308
093	Tennessee Division	8870	Distribution-Maint of n	03003	Capitalized transporta	-	(62)	-	-	-	-	-	-	-	-	-	(91)	(154)
093	Tennessee Division	8870	Distribution-Maint of n	03004	Vehicle Expense	-	86	-	-	-	-	-	-	-	-	-	149	236
093	Tennessee Division	8870	Distribution-Maint of n	04582	Building Maintenance	-	-	-	-	-	-	867	-	-	-	-	-	867
093	Tennessee Division	8870	Distribution-Maint of n	04590	Utilities	362	393	379	337	329	337	612	271	345	551	171	266	4,354
093	Tennessee Division	8870	Distribution-Maint of n	05411	Meals and Entertainm	678	429	-	327	58	574	39	819	438	1,022	704	198	5,286
093	Tennessee Division	8870	Distribution-Maint of n	05413	Transportation	1,080	1,831	586	1,742	744	1,709	-	983	1,037	1,162	114	15	11,004
093	Tennessee Division	8870	Distribution-Maint of n	05414	Lodging	-	-	-	-	-	874	-	-	-	554	-	1,502	2,930
093	Tennessee Division	8870	Distribution-Maint of n	07120	Environmental & Safe	-	-	-	-	-	-	-	-	-	46	39	-	86
093	Tennessee Division	8870	Distribution-Maint of n	07499	Misc Employee Welfa	-	-	-	-	-	-	-	10	208	31	-	-	249
093	Tennessee Division	8870	Distribution-Maint of n	07601	Vehicle Cap Accrual	-	-	-	-	-	-	-	-	-	-	-	-	-
093	Tennessee Division	8890	Maintenance of meas	02005	Non-Inventory Supplie	47	-	-	-	-	25	16	-	-	-	-	-	88
093	Tennessee Division	8890	Maintenance of meas	06111	Contract Labor	13,089	30,000	7,500	-	-	-	-	-	-	14,500	-	43,000	108,089
093	Tennessee Division	8900	Maintenance of meas	01000	Non-project Labor	-	-	-	-	-	-	-	-	-	-	176	-	176
093	Tennessee Division	8900	Maintenance of meas	01008	Expense Labor Accru	-	-	-	-	-	-	-	-	-	-	29	(29)	-
093	Tennessee Division	8920	Maintenance of servic	01000	Non-project Labor	173	121	33	-	89	87	110	291	344	354	97	239	1,938
093	Tennessee Division	8920	Maintenance of servic	01008	Expense Labor Accru	(123)	3	(38)	(17)	63	(48)	29	87	41	40	(197)	44	(115)
093	Tennessee Division	8920	Maintenance of servic	02005	Non-Inventory Supplie	-	-	-	-	-	-	-	-	-	-	507	-	507
093	Tennessee Division	8930	Maintenance of meter	02005	Non-Inventory Supplie	-	38	-	-	73	-	130	-	-	398	239	-	880
093	Tennessee Division	9020	Customer accounts-M	01000	Non-project Labor	14,195	12,186	8,865	10,986	11,508	10,293	9,996	7,346	7,922	9,719	8,402	11,530	122,950
093	Tennessee Division	9020	Customer accounts-M	01008	Expense Labor Accru	2,488	1,225	(1,051)	2,159	1,464	(6,340)	2,283	(693)	655	1,871	(4,431)	1,482	1,112
093	Tennessee Division	9020	Customer accounts-M	04562	842 Variable Tower L	1,333	1,265	1,333	1,398	1,378	1,424	1,464	1,490	1,501	1,537	1,540	1,540	17,203
093	Tennessee Division	9020	Customer accounts-M	04582	Building Maintenance	111	-	-	-	-	-	-	-	-	-	-	-	111
093	Tennessee Division	9020	Customer accounts-M	04590	Utilities	45	290	-	281	190	111	180	147	103	124	236	150	1,857
093	Tennessee Division	9020	Customer accounts-M	05353	842 Tower Lease Exp	14,076	17,794	17,794	18,567	18,567	18,567	18,567	18,567	18,567	18,567	18,567	18,567	216,765
093	Tennessee Division	9030	Customer accounts-C	01000	Non-project Labor	16,571	13,924	15,131	9,273	9,480	14,530	9,864	10,553	12,029	13,183	16,761	10,282	151,579
093	Tennessee Division	9030	Customer accounts-C	01008	Expense Labor Accru	532	1,294	1,300	(2,002)	1,072	(4,214)	1,524	803	1,266	1,895	(5,116)	(223)	(1,868)
093	Tennessee Division	9030	Customer accounts-C	02005	Non-Inventory Supplie	-	(350)	-	-	-	-	-	-	-	-	-	-	(350)
093	Tennessee Division	9030	Customer accounts-C	02006	Purchasing Card Cha	-	-	0	-	-	-	-	-	-	-	-	-	0
093	Tennessee Division	9030	Customer accounts-C	03003	Capitalized transporta	-	-	-	(118)	-	-	-	-	-	-	-	-	(118)
093	Tennessee Division	9030	Customer accounts-C	03004	Vehicle Expense	-	-	-	169	-	-	-	-	-	-	-	-	169
093	Tennessee Division	9030	Customer accounts-C	04040	Community Rel&Trad	-	204	-	500	-	-	-	-	-	-	-	-	704
093	Tennessee Division	9030	Customer accounts-C	04582	Building Maintenance	1	-	-	-	-	-	-	-	-	-	-	-	1
093	Tennessee Division	9030	Customer accounts-C	05010	Office Supplies	-	(136)	61	-	3	-	130	152	-	-	117	-	327
093	Tennessee Division	9030	Customer accounts-C	05111	Postage/Delivery Serv	-	-	22	-	-	-	-	-	-	-	-	-	22
093	Tennessee Division	9030	Customer accounts-C	05351	AMI Tower Rent	-	-	3,693	-	-	17,890	-	-	-	-	-	-	21,584
093	Tennessee Division	9030	Customer accounts-C	05411	Meals and Entertainm	236	689	259	1,031	636	527	2,263	574	1,578	1,085	2,077	574	11,528
093	Tennessee Division	9030	Customer accounts-C	05413	Transportation	-	41	-	-	-	-	-	49	-	-	-	-	90
093	Tennessee Division	9030	Customer accounts-C	05417	Club Dues - Deductib	-	-	-	-	-	-	-	-	-	-	-	-	-
093	Tennessee Division	9030	Customer accounts-C	06112	Collection Fees	174	2,162	-	98	339	656	366	324	107	233	488	334	5,282
093	Tennessee Division	9030	Customer accounts-C	06116	Bill Print Fees	47,311	51,394	49,117	47,606	50,206	49,146	54,106	52,455	88,328	78,394	51,796	47,167	667,026
093	Tennessee Division	9030	Customer accounts-C	07499	Misc Employee Welfa	-	-	-	90	1,213	1,362	8	-	-	-	-	324	2,996
093	Tennessee Division	9030	Customer accounts-C	07601	Vehicle Cap Accrual	-	-	-	-	-	-	-	-	-	-	-	-	-
093	Tennessee Division	9040	Customer accounts-U	09927	Cust Uncol Acct-Write	(23,413)	24,948	(128,954)	5,562	51,746	81,693	76,257	103,615	74,748	(27,395)	45,802	64,383	348,993
093	Tennessee Division	9080	Customer service-Ope	04046	Customer Relations &	3,000	-	7,043	-	-	-	-	-	-	-	-	-	10,043
093	Tennessee Division	9090	Customer service-Ope	01000	Non-project Labor	6,226	6,226	6,226	6,351	6,475	9,814	6,475	6,475	6,475	6,475	9,713	6,573	83,507
093	Tennessee Division	9090	Customer service-Ope	01008	Expense Labor Accru	311	934	311	697	722	(2,897)	954	324	324	648	(2,266)	24	87
093	Tennessee Division	9090	Customer service-Ope	04002	Required By Law, Saf	-	4,402	-	-	-	4,220	-	-	-	1,053	-	2,130	11,806
093	Tennessee Division	9090	Customer service-Ope	04040	Community Rel&Trad	-	-	831	26,838	2,469	7,550	-	-	549	7,313	11,619	-	57,170
093	Tennessee Division	9090	Customer service-Ope	04044	Advertising	-	-	1,495	-	-	-	-	-	-	-	10,000	214	11,709
093	Tennessee Division	9090	Customer service-Ope	04046	Customer Relations &	-	811	-	3,420	-	-	-	-	-	-	-	-	4,231
093	Tennessee Division	9090	Customer service-Ope	05010	Office Supplies	-	-	525	-	-	-	-	-	-	12	-	-	537

PIVOT - DIV 091 IS ACTIVITY

PASTED VALUES

Division 091

Account	Account Description							Sum of JAN-24	Sum of FEB-24	Sum of MAR-24	Sum of APR-24	Sum of MAY-24	Sum of JUN-24											
4030	Depreciation Expense							0	0	0	0	0	0											
093		Tennessee Division	9090	Customer service-Ope	05411	Meals and Entertainm		-	-	556	-	-	127	415	-	-	1,371	94	268	2,832				
093		Tennessee Division	9090	Customer service-Ope	05413	Transportation		-	-	1,456	-	-	364	261	-	-	894	-	445	3,419				
093		Tennessee Division	9090	Customer service-Ope	05414	Lodging		-	-	109	-	-	-	228	-	-	142	-	574	1,053				
093		Tennessee Division	9090	Customer service-Ope	05419	Misc Employee Exper		-	2,101	197	-	-	-	-	-	-	-	368	-	2,667				
093		Tennessee Division	9090	Customer service-Ope	07590	Misc General Expens		38	35	250	-	-	-	-	-	-	270	-	-	593				
093		Tennessee Division	9100	Customer service-Mis	04044	Advertising		-	23,690	-	-	-	-	-	-	-	-	-	-	23,690				
093		Tennessee Division	9110	Sales-Supervision	01000	Non-project Labor		14,483	14,709	14,576	14,745	15,410	23,190	15,860	14,871	13,247	7,379	10,979	7,580	167,030				
093		Tennessee Division	9110	Sales-Supervision	01008	Expense Labor Accru		716	2,274	669	1,559	1,940	(6,922)	2,479	348	(69)	(2,196)	(2,598)	65	(1,734)				
093		Tennessee Division	9110	Sales-Supervision	04212	IT Equipment		-	-	-	-	-	-	-	-	-	-	-	43	43				
093		Tennessee Division	9110	Sales-Supervision	05010	Office Supplies		55	-	-	19	-	-	-	-	-	-	-	-	74				
093		Tennessee Division	9110	Sales-Supervision	05111	Postage/Delivery Serv		-	-	1,968	-	-	-	-	-	-	-	-	-	1,968				
093		Tennessee Division	9110	Sales-Supervision	05377	Cell phone equipment		-	-	-	-	-	-	20	-	-	-	-	-	20				
093		Tennessee Division	9110	Sales-Supervision	05399	Capitalized Telecom (		-	-	-	-	-	-	(19)	-	-	-	-	-	(19)				
093		Tennessee Division	9110	Sales-Supervision	05411	Meals and Entertainm		338	474	1,125	384	619	233	707	798	383	392	302	315	6,070				
093		Tennessee Division	9110	Sales-Supervision	05412	Spousal & Dependent		-	-	-	-	-	-	-	-	-	7	-	-	7				
093		Tennessee Division	9110	Sales-Supervision	05413	Transportation		3,830	3,922	9,321	899	5,435	4,001	5,176	5,402	3,846	5,360	3,387	2,321	52,901				
093		Tennessee Division	9110	Sales-Supervision	05414	Lodging		-	106	842	129	104	325	-	763	358	403	246	152	3,427				
093		Tennessee Division	9110	Sales-Supervision	05415	Membership Fees		707	-	-	74	-	-	-	-	-	-	-	-	781				
093		Tennessee Division	9110	Sales-Supervision	05417	Club Dues - Deductib		-	-	-	-	-	-	100	-	-	-	-	-	100				
093		Tennessee Division	9110	Sales-Supervision	05421	Training		-	125	-	30	-	-	-	-	-	-	-	-	155				
093		Tennessee Division	9110	Sales-Supervision	07443	Uniforms		-	-	200	-	-	-	137	-	-	-	-	-	337				
093		Tennessee Division	9110	Sales-Supervision	07444	Uniforms Capitalized		-	-	(180)	-	-	-	(129)	-	-	-	-	-	(309)				
093		Tennessee Division	9110	Sales-Supervision	07499	Misc Employee Welfa		-	-	384	-	-	31	-	11	-	-	-	804	1,230				
093		Tennessee Division	9110	Sales-Supervision	07608	Uniform Cap Accrual		-	-	-	-	-	-	-	-	-	-	-	-	-				
093		Tennessee Division	9120	Sales-Demonstrating	04044	Advertising		-	14,000	-	-	1,700	1,400	-	-	-	-	-	-	17,100				
093		Tennessee Division	9120	Sales-Demonstrating	04046	Customer Relations &		330	634	7,619	2,427	384	634	522	10,617	634	-	175	3,061	27,038				
093		Tennessee Division	9120	Sales-Demonstrating	07510	Association Dues		-	-	500	-	595	-	8,673	-	575	607	-	-	10,950				
093		Tennessee Division	9130	Sales-Advertising exp	04040	Community Rel&Trad		-	622	-	-	-	-	-	329	274	2,049	-	-	3,275				
093		Tennessee Division	9130	Sales-Advertising exp	04044	Advertising		10,300	15,500	500	1,000	600	-	-	-	-	1,330	-	-	29,230				
093		Tennessee Division	9130	Sales-Advertising exp	04046	Customer Relations &		-	-	-	-	-	-	-	549	-	-	-	-	549				
093		Tennessee Division	9130	Sales-Advertising exp	06111	Contract Labor		-	-	-	-	-	-	-	-	-	-	63,450	56,990	120,440				
093		Tennessee Division	9160	Sales-Miscellaneous	04028	Carbon Credits		-	-	-	-	-	-	-	-	-	-	-	335	335				
093		Tennessee Division	9200	A&G-Administrative &	01000	Non-project Labor		7,181	9,010	2,684	1,342	-	-	-	-	-	-	-	-	20,216				
093		Tennessee Division	9200	A&G-Administrative &	01008	Expense Labor Accru		359	1,900	(2,713)	(537)	(805)	-	-	-	-	-	-	-	(1,795)				
093		Tennessee Division	9210	A&G-Office supplies &	04023	GCA Public Notice Pu		-	-	-	-	-	-	2,192	-	-	-	-	-	2,192				
093		Tennessee Division	9210	A&G-Office supplies &	04070	Insurance-Other		100	-	100	100	-	-	200	360	300	200	-	-	1,360				
093		Tennessee Division	9210	A&G-Office supplies &	04582	Building Maintenance		-	-	-	-	-	-	-	-	297	-	-	-	297				
093		Tennessee Division	9210	A&G-Office supplies &	05111	Postage/Delivery Serv		-	-	112	117	64	-	-	-	666	192	-	84	1,236				
093		Tennessee Division	9210	A&G-Office supplies &	05411	Meals and Entertainm		-	-	23	-	25	-	271	-	-	-	-	-	319				
093		Tennessee Division	9210	A&G-Office supplies &	05413	Transportation		-	-	190	-	1,306	-	-	-	-	-	-	-	1,496				
093		Tennessee Division	9210	A&G-Office supplies &	05414	Lodging		-	-	193	-	578	-	-	-	-	-	-	-	771				
093		Tennessee Division	9210	A&G-Office supplies &	07499	Misc Employee Welfa		-	10	-	-	-	-	-	-	-	-	-	-	10				
093		Tennessee Division	9210	A&G-Office supplies &	07590	Misc General Expens		-	-	-	-	-	-	-	17,154	-	-	-	-	17,154				
093		Tennessee Division	9210	A&G-Office supplies &	07592	Vendor Comp Sales T		(25)	-	-	-	-	-	-	-	-	-	-	-	(25)				
093		Tennessee Division	9220	A&G-Administrative e	09341	Admin & General Exp		416,738	425,632	442,619	179,217	318,520	328,917	274,104	366,883	186,713	307,500	349,812	230,751	3,827,406				
093		Tennessee Division	9220	A&G-Administrative e	41131	Billing for CSC O&M		161,745	170,510	156,181	172,164	177,760	164,005	198,705	172,405	167,797	181,204	187,961	163,115	2,073,552				
093		Tennessee Division	9220	A&G-Administrative e	41132	Billing for SS O&M		514,778	450,769	255,827	498,328	394,035	493,268	503,234	395,543	463,433	459,383	954,304	170,825	5,553,727				
093		Tennessee Division	9230	A&G-Outside services	06111	Contract Labor		1,350	-	4,730	7,600	-	15,873	-	-	-	-	-	-	29,553				
093		Tennessee Division	9230	A&G-Outside services	06121	Legal		36,738	19,997	16,453	6,798	238	15,798	1,054	-	10,644	4,089	50,501	47,478	209,787				
093		Tennessee Division	9240	A&G-Property insuran	04069	Blueflame Property In		32,252	32,252	32,252	32,252	32,252	32,252	32,252	32,252	34,925	34,925	34,925	34,925	397,717				
093		Tennessee Division	9240	A&G-Property insuran	04072	Insurance Capitalized		(21,033)	(20,856)	(20,864)	(32,591)	(32,497)	(33,881)	(32,685)	(32,836)	(35,292)	(35,780)	(35,591)	(35,591)	(369,499)				
093		Tennessee Division	9250	A&G-Injuries & damag	01293	Workers Comp Benef		-	-	7	-	-	-	-	33	(33)	-	-	-	7				
093		Tennessee Division	9250	A&G-Injuries & damag	04070	Insurance-Other		2,320	2,320	2,320	2,320	2,320	3,792	2,320	2,320	2,320	2,938	2,937	2,937	31,163				
093		Tennessee Division	9250	A&G-Injuries & damag	05418	Settlement		5,246	4,215	3,226	5,075	2,596	6,226	624	-	8,693	5,284	3,219	108	44,513				
093		Tennessee Division	9260	A&G-Employee pensi	01202	Pension Benefits Loa		8,479	9,562	7,794	8,361	7,290	7,533	7,898	6,618	6,530	6,894	8,248	7,682	92,889				
093		Tennessee Division	9260	A&G-Employee pensi	01203	OPEB Benefits Load		4,443	5,027	4,038	4,283	3,723	3,853	4,040	3,385	3,340	3,526	4,219	3,930	47,809				
093		Tennessee Division	9260	A&G-Employee pensi	01251	Medical Benefits Loa		46,227	52,185	42,348	60,593	52,817	54,586	57,232	47,955	47,317	49,952	59,768	55,666	626,648				
093		Tennessee Division	9260	A&G-Employee pensi	01253	Medical Benefits Proj		-	-	148	-	-	-	-	891	(891)	-	-	-	148				
093		Tennessee Division	9260	A&G-Employee pensi	01257	ESOP Benefits Load		10,465	11,809	9,601	12,003	10,450	10,807	11,331	9,494	9,368	9,890	11,833	11,021	128,073				
093		Tennessee Division	9260	A&G-Employee pensi	01259	ESOP Benefits Projec		-	-	33	-	-	-	-	176	(176)	-	-	-	33				
093		Tennessee Division	9260	A&G-Employee pensi	01262	Other Benefits Project		-	-	-	-	-	-	-	-	-	-	-	-	-				
093		Tennessee Division	9260	A&G-Employee pensi	01263	RSP FACC Benefits L		3,550	4,021	3,216	4,639	4,030	4,172	4,374	3,665	3,617	3,818	4,568	4,255	47,925				
093		Tennessee Division	9260	A&G-Employee pensi	01265	RSP FACC Benefits F		-	-	11	-	-	-	-	68	(68)	-	-	-	11				
093		Tennessee Division	9260	A&G-Employee pensi	01266	Life Benefits Load		513	580	469	772	673	695	729	611	603	636	761	709	7,753				
093		Tennessee Division	9260	A&G-Employee pensi	01268	Life Benefits Projects		-	-	2	-	-	-	-	11	(11)	-	-	-	2				
093		Tennessee Division	9260	A&G-Employee pensi	01269	LTD Benefits Load		1,643	1,856	1,502	2,155	1,878	1,941	2,035	1,705	1,683	1,776	2,125	1,980	22,281				
093		Tennessee Division	9260	A&G-Employee pensi	01271	LTD Benefits Projects		-	-	5	-	-	-	-	32	(32)	-	-	-	5				
093		Tennessee Division	9260	A&G-Employee pensi	01291	Pension Benefits Proj		-	-	27	-	-	-	-	127	(127)	-	-	-	27				
093		Tennessee Division	9260	A&G-Employee pensi	01292	OPEB Benefits Projec		-	-	14	-	-	-	-	63	(63)	-	-	-	14				
093		Tennessee Division	9260	A&G-Employee pensi	01294	NSC-OPEB Benefits I		(42,763)	(47,956)	(40,099)	(51,069)	(44,703)	(46,096)	(48,331)	(40,497)	(39,958)	(42,184)	(50,473)	(47,009)	(541,140)				
093		Tennessee Division	9260	A&G-Employee pensi	01296	NSC-OPEB Benefits I		(3)	(3)	(143)	-	(3)	(6)	-	(755)	337	(52)	467	-	(161)				
093		Tennessee Division	9260	A&G-Employee pensi	01297	NSC-Pension Benefit		(4,828)	(5,445)	(4,437)	(3,891)	(3,393)	(3,506)	(3,676)	(3,080)	(3,039)	(3,208)	(3,839)	(3,575)	(45,915)				
093		Tennessee Division	9260	A&G-Employee pensi	01299	NSC-Pension Benefit		(0)	(0)	(16)	-	(0)	(0)	-	(62)	28	(4)	38	-	(17)				
093		Tennessee Division	9260	A&G-Employee pensi	07443	Uniforms		4,835	3,457	1,292	4,310	5,430	1,837	1,030	38	282	297	4,036	134	26,978				
093		Tennessee Division	9260	A&G-Employee pensi	07444	Uniforms Capitalized		(3,445)	(2,123)	(839)	(4,052)	(5,104)	(1,726)	(969)	(23)	(219)	(107)	(3,127)	(82)	(21,815)				
093		Tennessee Division	9260	A&G-Employee pensi	07499	Misc Employee Welfa		215	-	-	-	-	-	-	99	-	-	-	-	314				
093		Tennessee Division	9260	A&G-Employee pensi	07608	Uniform Cap Accrual		-	-	-	-	-	-	-	-	-	-	-	-	-				
093		Tennessee Division	9270	A&G-Franchise requir	04044	Advertising		-	-	-	403	-	-	-	-	-	-	-	-	403				
093		Tennessee Division	9302	Miscellaneous genera	04002	Required By Law, Saf		-	-	-	-	-	-	-	-	-	-	5,152	-	5,152				
093		Tennessee Division	9302	Miscellaneous genera	07510	Association Dues		5,903	4,343	24,343	4,343	4,888	5,919	6,289	30,969	10,229	5,229	5,229	21,104	128,786				
093		Tennessee Division	9302	Miscellaneous genera	07590	Misc General Expens		-	1,780	500	-	-	-	-	2,062	2,500	100	-	922	7,863				
093		Tennessee Division	9310	A&G-Rents	04561	842 Variable Real Est		-	-	-	-	-	-	-	-	-	(0)	-	-	(0)				
093		Tennessee Division	9310	A&G-Rents	04580	Building Lease/Rents		-	-	-	-	-	-	-	-	-	0	-	-	0				
096		Virginia Division	4030	Depreciation Expense	07590	Misc General Expens		-	-	-	-	-	-	-	(16,044)	16,044	-	-	-	-				
096		Virginia Division	4030	Depreciation Expense	09344	Depr & Taxes Other E		122	122	122	128	128	165	134	111	142	142	143	139	1,598				
096		Virginia Division	4030	Depreciation Expense	30005	Depr Exp-Distribution		236,344	238,194	273,095	243,674	243,368	692,938	276,903	276,990	277,124	280,139	283,118	284,410	3,606,297				
096		Virginia Division	4030	Depreciation Expense	30007	Depr Exp-General Pla		4,914	4,914	3,784	4,670	4,670	(1,559)	3,932	3,932	4,053	4,053	4,021	3,608	44,994				
096		Virginia Division	4030	Depreciation Expense	30031	Vehicle Depreciation		20	20	20	20	20	261	36	36	36	36	36	36	581				
096		Virginia Division	4030	Depreciation Expense	30032	Vehicle Depreciation (		(12)	(12)	(12)	(19)	(19)	(240)	(33)	(22)	(7,070)	(22)	(21)	(21)	(7,503)				
096		Virginia Division	4030	Depreciation Expense	30041	Heavy Equipment Dep		301	301	301	301	301	(734)	232	232	232	232	232	232	2,159				
096		Virginia Division	4030	Depreciation Expense	30042	Heavy Equipment Dep		(295)	(295)	(295)	(295)	(295)	719	(227)	(227)	(227)	(227)	(227)	(227)	(2,116)				
096		Virginia Division	4030	Depreciation Expense	30061	Tools & Shop Deprec		7,979	8,132	12,490	8,765	8,789	(67,318)	3,584	3,584	3,853	3,860	3,860	3,860	1,437				
096		Virginia Division	4030	Depreciation Expense	30062	Tools & Shop Deprec		(4,672)	(4,730)	(7,300)	(8,064)	(8,085)	61,933	(3,297)	(2,128)	(11,267)	(2,325)	(2,261)	(2,277)	5,527				
096		Virginia Division	4030	Depreciation Expense	41124	Billing from SS - Taxe		11,938	11,737	13,664	12,419	12,452	11,651	11,655	11,223	11,342	11,374	11,696	12,569	143,719				
096		Virginia Division	4030	Depreciation Expense	41129	Billing from CSC - De		6,620	6,621	6,621	6,491	6,494	5,766	5,767	5,771	5,771	5,771	5,749	5,760	73,204				
096		Virginia Division	4060	Amortization of gas pl	09344	Depr & Taxes Other E		616	616	616	635	635	635	635	635	635	635	635	635	7,561				
096		Virginia Division	4081	Taxes other than inco	01210	Fica Load		5,397	4,825	5,870	4,411	11,890	13,247	5,628	5,787	5,746	4,727	16,446	6,997	90,970				
096		Virginia Division	4081	Taxes other than inco	01211	Futa Load		3	5	8	4	8	6	402	81	3	3	25	14	562				
096		Virginia Division	4081	Taxes other than inco	01212	Suta Load		1	2	4	2	3	3	123	77	11	1	6	5	237				
096		Virginia Division	4081	Taxes other than inco	01213	Fica Load Accrual		(526)	552	764	(289)	5,676	(6,115)	43	353	269	(37)	(95)	(992)	(396)				
096		Virginia Division	4081	Taxes other than inco	01214	Futa Load Accrual		(1)	1	2	(2)	3	(4)	160	(124)	(35)	0	2	(1)	2				

PIVOT - DIV 091 IS ACTIVITY **PASTED VALUES**

Division 091

Account	Account Description						Sum of JAN-24	Sum of FEB-24	Sum of MAR-24	Sum of APR-24	Sum of MAY-24	Sum of JUN-24											
4030	Depreciation Expense						0	0	0	0	0	0											
096		Virginia Division	4081	Taxes other than inco	01215	Suta Load Accrual	(0)	1	1	(0)	1	(2)	49	(15)	(29)	(5)	1	0	1				
096		Virginia Division	4081	Taxes other than inco	01256	Payroll Tax Projects	1	1	262	17	2	3	-	2	-	12	-	-	300				
096		Virginia Division	4081	Taxes other than inco	09345	Taxes Other Than Inc	3,687	4,109	1,889	22,343	(21,293)	4,076	3,312	3,035	2,774	3,659	3,205	2,734	33,530				
096		Virginia Division	4081	Taxes other than inco	30101	Ad Valorem - Accrual	59,576	59,576	59,576	(14)	17,126	8,556	49,556	49,556	49,556	49,556	49,556	49,556	501,732				
096		Virginia Division	4081	Taxes other than inco	30107	City Franchise	1,959	1,814	2,003	2,480	4,571	7,243	10,231	9,150	6,532	4,550	3,068	2,347	55,948				
096		Virginia Division	4081	Taxes other than inco	41129	Billing from CSC - De	2,143	2,347	1,645	1,951	1,765	2,028	2,780	2,081	2,093	2,183	3,062	985	25,062				
096		Virginia Division	4081	Taxes other than inco	41130	Billing for SS Depr &	3,848	3,615	2,772	3,013	6,287	2,077	4,222	3,394	3,363	3,520	5,179	1,640	42,929				
096		Virginia Division	4091	Income taxes, utility o	30201	Federal Income Taxes	-	-	414,320	-	-	45,111	-	-	358,034	-	-	21,358	838,823				
096		Virginia Division	4091	Income taxes, utility o	30202	State Income Taxes	-	-	220,739	-	-	(27,937)	-	-	(39,474)	-	-	17,038	170,366				
096		Virginia Division	4101	Provision for deferred	30201	Federal Income Taxes	-	-	(6,750)	-	-	322,680	-	-	335,001	-	-	132,519	783,450				
096		Virginia Division	4101	Provision for deferred	30202	State Income Taxes	-	-	(81,743)	-	-	72,761	-	-	128,127	-	-	21,839	140,984				
096		Virginia Division	4101	Provision for deferred	30208	Amortization of Exces	(64,281)	(64,281)	(64,281)	(64,281)	(64,281)	(64,281)	(64,281)	(64,281)	(64,281)	(3,846)	(3,846)	(3,846)	(590,066)				
096		Virginia Division	4150	Revenues from Merch	30304	Gross Sales - Jobbing	(5,000)	(5,000)	(5,000)	(5,000)	(5,000)	(5,000)	(5,000)	(5,000)	(5,000)	(5,000)	(5,000)	(5,000)	(60,000)				
096		Virginia Division	4160	Costs and Expenses	01006	O&M Project Labor ar	-	-	-	-	-	-	-	-	-	150	-	-	150				
096		Virginia Division	4160	Costs and Expenses	01008	Expense Labor Accru	2	3	1	(9)	13	(10)	(3)	-	-	90	(90)	-	(3)				
096		Virginia Division	4160	Costs and Expenses	01013	Expense Labor Trans	18	18	18	-	19	38	-	19	-	150	-	-	280				
096		Virginia Division	4160	Costs and Expenses	01014	Expense Labor Trans	-	-	-	-	-	-	-	-	-	(150)	-	-	(150)				
096		Virginia Division	4160	Costs and Expenses	01202	Pension Benefits Loa	0	0	0	(0)	0	(0)	(0)	-	-	2	(2)	-	(0)				
096		Virginia Division	4160	Costs and Expenses	01203	OPEB Benefits Load	0	0	0	(0)	0	(0)	(0)	-	-	1	(1)	-	-				
096		Virginia Division	4160	Costs and Expenses	01221	Workers Comp Benef	0	0	0	(0)	0	(0)	(0)	-	-	1	(1)	-	(0)				
096		Virginia Division	4160	Costs and Expenses	01251	Medical Benefits Loa	0	0	0	(2)	2	(2)	(1)	-	-	17	(17)	-	(1)				
096		Virginia Division	4160	Costs and Expenses	01257	ESOP Benefits Load	0	0	0	(0)	0	(0)	(0)	-	-	3	(3)	-	(0)				
096		Virginia Division	4160	Costs and Expenses	01263	RSP FACC Benefits L	0	0	0	(0)	0	(0)	(0)	-	-	1	(1)	-	(0)				
096		Virginia Division	4160	Costs and Expenses	01266	Life Benefits Load	-	0	-	(0)	0	(0)	(0)	-	-	0	(0)	-	(0)				
096		Virginia Division	4160	Costs and Expenses	01269	LTD Benefits Load	0	0	0	(0)	0	(0)	(0)	-	-	1	(1)	-	(0)				
096		Virginia Division	4160	Costs and Expenses	01294	NSC-OPEB Benefits I	(0)	(0)	(0)	1	(2)	2	1	-	-	(14)	14	-	0				
096		Virginia Division	4160	Costs and Expenses	01297	NSC-Pension Benefit	(0)	(0)	(0)	1	(0)	0	0	-	-	(1)	1	-	(0)				
096		Virginia Division	4170	Revenues from nonut	30526	Misc Other Revenue	(850)	(850)	(850)	(850)	(850)	(850)	(850)	(850)	(850)	(850)	(850)	(850)	(10,200)				
096		Virginia Division	4190	Interest and dividend	41134	Billed from SS - Below	(48)	395	441	(7,449)	(6,250)	(7,489)	(6,085)	(5,941)	(5,691)	(4,780)	(6,594)	(10,171)	(59,664)				
096		Virginia Division	4210	Miscellaneous nonope	41134	Billed from SS - Below	-	-	(413)	(0)	-	-	-	-	-	-	-	-	(413)				
096		Virginia Division	4211	Gain on Disposition o	30557	Gain or loss on dispos	-	-	-	-	-	-	-	-	-	-	-	-	-				
096		Virginia Division	4261	Donations	30702	FSTC- Kids (Miscella	-	-	2,500	-	-	-	1,250	-	-	-	-	-	3,750				
096		Virginia Division	4261	Donations	30703	FSTC-Neighbors (Age	-	-	-	-	-	-	-	-	-	125	-	-	125				
096		Virginia Division	4261	Donations	30705	FSTC- Neighbors (He	-	625	-	-	-	-	1,500	-	-	-	1,250	-	3,375				
096		Virginia Division	4261	Donations	30711	FSTC-Neighbors (Erin	-	1,765	-	-	25,371	7,500	(23,161)	-	-	5,000	-	-	16,476				
096		Virginia Division	4261	Donations	30735	FSTC- Neighbors (ZN	800	-	-	-	-	-	-	-	-	493	2,030	-	3,323				
096		Virginia Division	4261	Donations	30736	FSTC- Neighbors Mis	-	30,000	100	1,000	175	5,000	1,250	600	2,000	-	-	-	40,125				
096		Virginia Division	4261	Donations	41134	Billed from SS - Below	-	194	3,810	1,335	105	2,724	1,040	146	1,218	2,085	940	-	13,596				
096		Virginia Division	4261	Donations	41136	Billed from HQ - Belo	-	-	308	-	(319)	-	-	-	-	-	-	41	30				
096		Virginia Division	4263	Penalties	30118	Penalty - Interest	29,600	5,750	-	-	4,100	1,000	-	-	-	-	6,095	-	46,545				
096		Virginia Division	4263	Penalties	41134	Billed from SS - Below	-	573	26	19	7	340	-	(578)	-	-	(342)	-	45				
096		Virginia Division	4264	Civic, Political and Re	01000	Non-project Labor	88	88	88	89	91	138	91	91	91	91	137	93	1,176				
096		Virginia Division	4264	Civic, Political and Re	01008	Expense Labor Accru	4	13	4	10	10	(41)	13	5	5	9	(32)	0	1				
096		Virginia Division	4264	Civic, Political and Re	01202	Pension Benefits Loa	3	3	3	3	3	3	3	2	2	3	3	2	33				
096		Virginia Division	4264	Civic, Political and Re	01203	OPEB Benefits Load	2	2	2	1	1	1	1	1	1	1	1	1	17				
096		Virginia Division	4264	Civic, Political and Re	01221	Workers Comp Benef	1	1	1	1	1	1	1	1	1	1	1	1	9				
096		Virginia Division	4264	Civic, Political and Re	01251	Medical Benefits Loa	17	18	17	19	19	18	20	18	18	19	20	18	220				
096		Virginia Division	4264	Civic, Political and Re	01257	ESOP Benefits Load	4	4	4	4	4	4	4	4	4	4	4	3	45				
096		Virginia Division	4264	Civic, Political and Re	01263	RSP FACC Benefits L	1	1	1	1	1	1	2	1	1	1	2	1	17				
096		Virginia Division	4264	Civic, Political and Re	01266	Life Benefits Load	0	0	0	0	0	0	0	0	0	0	0	0	3				
096		Virginia Division	4264	Civic, Political and Re	01269	LTD Benefits Load	1	1	1	1	1	1	1	1	1	1	1	1	8				
096		Virginia Division	4264	Civic, Political and Re	01294	NSC-OPEB Benefits I	(16)	(17)	(16)	(16)	(16)	(16)	(17)	(15)	(15)	(16)	(17)	(15)	(191)				
096		Virginia Division	4264	Civic, Political and Re	01297	NSC-Pension Benefit	(2)	(2)	(2)	(1)	(1)	(1)	(1)	(1)	(1)	(1)	(1)	(1)	(16)				
096		Virginia Division	4264	Civic, Political and Re	04040	Community Rel&Trad	-	-	1	-	-	-	-	-	-	-	-	-	1				
096		Virginia Division	4264	Civic, Political and Re	05010	Office Supplies	-	-	-	7	-	-	-	-	-	0	-	-	8				
096		Virginia Division	4264	Civic, Political and Re	05411	Meals and Entertainm	-	-	7	1	-	-	2	-	-	3	-	-	12				
096		Virginia Division	4264	Civic, Political and Re	05413	Transportation	-	-	9	12	-	-	8	-	-	13	-	-	41				
096		Virginia Division	4264	Civic, Political and Re	05414	Lodging	-	-	2	-	-	-	-	-	-	2	-	-	4				
096		Virginia Division	4264	Civic, Political and Re	30737	Political Activities	3,277	2,500	2,500	2,500	2,500	2,500	2,500	2,527	2,500	2,500	2,500	3,143	31,447				
096		Virginia Division	4264	Civic, Political and Re	41134	Billed from SS - Below	78	80	123	88	81	76	68	560	240	80	79	76	1,629				
096		Virginia Division	4264	Civic, Political and Re	41136	Billed from HQ - Belo	129	117	111	205	145	106	127	104	148	116	169	130	1,608				
096		Virginia Division	4265	Other deductions	02005	Non-Inventory Supplie	-	-	-	-	-	-	-	-	-	52	-	-	52				
096		Virginia Division	4265	Other deductions	04040	Community Rel&Trad	453	-	-	-	-	-	-	-	-	-	-	-	453				
096		Virginia Division	4265	Other deductions	05411	Meals and Entertainm	77	115	738	-	59	-	581	8	8	79	205	26	1,894				
096		Virginia Division	4265	Other deductions	05412	Spousal & Dependent	-	-	10	-	-	-	-	-	-	-	-	-	10				
096		Virginia Division	4265	Other deductions	07499	Misc Employee Welfa	180	-	100	-	-	467	385	-	89	18	74	-	1,312				
096		Virginia Division	4265	Other deductions	07520	Do Not Use - Donatio	21	-	128	-	-	190	16	-	-	19	1,074	1,286	2,733				
096		Virginia Division	4265	Other deductions	07590	Misc General Expens	103	-	-	-	-	-	-	4,110	-	200	-	-	4,413				
096		Virginia Division	4265	Other deductions	30703	FSTC-Neighbors (Age	-	-	-	-	-	-	-	-	-	125	-	-	125				
096		Virginia Division	4265	Other deductions	30705	FSTC- Neighbors (He	-	625	-	-	-	-	-	-	-	-	1,250	-	1,875				
096		Virginia Division	4265	Other deductions	30736	FSTC- Neighbors Mis	-	-	-	-	-	-	-	500	-	-	-	-	500				
096		Virginia Division	4265	Other deductions	30740	Misc Income Deductio	-	102	500	200	140	-	36	-	-	-	-	126	1,103				
096		Virginia Division	4265	Other deductions	30743	Entertainment & Spor	-	-	-	-	49	-	-	-	-	-	860	-	909				
096		Virginia Division	4265	Other deductions	41134	Billed from SS - Below	777	785	2,197	1,034	768	(498)	768	645	558	782	577	841	9,235				
096		Virginia Division	4265	Other deductions	41136	Billed from HQ - Belo	237	303	351	2,090	306	2,167	531	1,112	1,102	274	830	144	9,448				
096		Virginia Division	4270	Interest on long-Term	41134	Billed from SS - Below	101,684	101,684	101,684	110,574	116,990	117,721	116,259	116,990	116,990	116,990	116,990	119,493	1,354,048				
096		Virginia Division	4280	Amortization of debt d	41134	Billed from SS - Below	1,605	1,605	1,605	1,572	1,572	1,572	2,546	1,815	1,815	1,815	1,815	1,815	21,155				
096		Virginia Division	4280	Amortization of debt d	41136	Billed from HQ - Belo	40	40	40	41	41	41	41	41	41	41	41	41	491				
096		Virginia Division	4281	Amortization of loss o	41134	Billed from SS - Below	67	67	67	66	66	66	66	66	66	66	66	66	793				
096		Virginia Division	4290	Amortization of debt p	41134	Billed from SS - Below	(143)	(143)	(143)	(140)	(140)	(140)	(140)	(140)	(140)	(140)	(140)	(140)	(1,688)				
096		Virginia Division	4310	Other interest expens	30119	Cust Deps-By Acct/Di	497	509	508	393	608	485	399	489	16	555	103	(207)	4,353				
096		Virginia Division	4310	Other interest expens	30157	Int on Taxes	18,405	(43,105)	7,203	3,802	1,677	1,390	(620)	(684)	472	3,834	5,743	6,287	4,404				
096		Virginia Division	4310	Other interest expens	41134	Billed from SS - Below	1,696	3,168	11,423	3,623	1,622	997	1,652	1,591	1,923	1,976	2,023	2,218	33,913				
096		Virginia Division	4800	Residential sales	31101	Gas Rev-Dist Inc	(36,577)	(30,108)	(35,409)	(58,722)	(147,565)	(268,415)	(393,069)	(336,680)	(235,982)	(173,756)	(78,850)	(45,146)	(1,840,280)				
096		Virginia Division	4800	Residential sales	31108	Gas Rev-Dist Inc. Bas	(223,609)	(223,374)	(220,332)	(233,496)	(235,716)	(276,380)	(330,717)	(330,765)	(330,122)	(339,224)	(349,072)	(322,848)	(3,415,653)				
096		Virginia Division	4800	Residential sales	31128	Gas Cost Adjustment	(74,142)	(60,855)	(75,847)	(122,555)	(415,762)	(793,697)	(1,184,831)	(1,047,965)	(639,040)	(328,809)	(135,857)	(71,505)	(4,950,864)				
096		Virginia Division	4800	Residential sales	31195	WNA	(333,091)	(17)	(19)	(21)	(25)	(34)	(51)	(36)	(29)	(26)	(21)	(18)	(333,386)				
096		Virginia Division	4805	Unbilled Residential F	31101	Gas Rev-Dist Inc	(1,118)	4	(656)	(37,250)	(83,853)	(27,978)	(33,206)	50,159	36,007	75,624	20,814	(3,412)	(4,865)				
096		Virginia Division	4805	Unbilled Residential F	31108	Gas Rev-Dist Inc. Bas	123	24	713	(5,622)	(6)	(45,739)	(1,028)	(797)	(334)	(9,650)	28	26,960	(35,328)				
096		Virginia Division	4805	Unbilled Residential F	31128	Gas Cost Adjustment	(2,262)	(2,276)	(227)	(118,644)	(242,872)	(105,328)	(119,904)	195,328	208,139	156,306	35,076	(11,063)	(7,727)				
096		Virginia Division	4811	Commercial Revenue	31101	Gas Rev-Dist Inc	(100,987)	(92,319)	(103,061)	(132,294)	(229,485)	(384,796)	(623,668)	(537,362)	(393,398)	(306,953)	(180,528)	(130,240)	(3,215,090)				
096		Virginia Division	4811	Commercial Revenue	31108	Gas Rev-Dist Inc. Bas	(142,550)	(141,302)	(141,799)	(159,867)	(160,286)	(182,319)	(214,554)	(213,494)	(213,009)	(215,133)	(220,426)	(194,378)	(2,199,116)				
096		Virginia Division	4811	Commercial Revenue	31128	Gas Cost Adjustment	(246,922)	(225,699)	(268,103)	(333,109)	(776,493)	(1,260,603)	(1,901,385)	(1,690,360)	(1,083,464)	(592,613)	(322,314)	(227,443)	(8,928,508)				
096		Virginia Division	4811	Commercial Revenue	31195	WNA	(292,154)	17	19	21	25	34	51	36	29	26	21	18	(291,859)				
096		Virginia Division	4812	Industrial Revenue-Ba	31101	Gas Rev-Dist Inc	(26,996)	(16,339)	(20,126)	(20,255)	(31,740)	(44,760)	(101,835)	(77,036)	(58,953)	(45,617)	(27,323)	(25,870)	(496,849)				
096		Virginia Division	4812	Industrial Revenue-Ba	31108	Gas Rev-Dist Inc. Bas	(9,170)	(11,464)	(9,318)	(10,974)	(11,368)	(10,467)	(14,870)	(13,077)	(13,077)	(13,368)	(13,571)	(12,523)	(143,246)				
096		Virginia Division	4812	Industrial Revenue-Ba	31128	Gas Cost Adjustment	(87,438)	(41,771)	(55,893)	(56,614)	(137,125)	(175,808)	(379,628)	(286,861)	(196,801)	(89,258)	(42,077)	(38,414)	(1,587,689)				
096		Virginia Division	4812	Industrial Revenue-Ba	31183	Surcharge revenue	-	-	-	-	-	-	-	-	-	-	-	-	-				
096		Virginia Division	4812	Industrial Revenue-Ba	31195	WNA	(22,327)	-	-	-	-	-	-	-	-	-	-	-	(22,327)				
096		Virginia Division	4815	Unbilled Comm Reve	31101	Gas Rev-Dist Inc	(2,896)	134	1,051	(42,880)	(93,109)	(75,722)	(46,837)	75,660	46,356	103,200	24,807	133	(10,103)				
096		Virginia Division	4815	Unbilled Comm Reve	31108	Gas Rev-Dist Inc. Bas	101	203	217	(9,942)	49	(23,732)	(510)	(340)	(277)	(4,744)	267	28,775	(9,933)				

PIVOT - DIV 091 IS ACTIVITY **PASTED VALUES**

Division 091

Account	Account Description						Sum of JAN-24	Sum of FEB-24	Sum of MAR-24	Sum of APR-24	Sum of MAY-24	Sum of JUN-24										
4030	Depreciation Expense						0	0	0	0	0	0										
096		Virginia Division	4815	Unbilled Comm Reve	31128	Gas Cost Adjustment	(7,046)	(6,800)	6,200	(185,665)	(325,795)	(162,270)	(173,896)	299,630	304,480	221,295	43,072	(33,537)	(20,332)			
096		Virginia Division	4816	Unbilled Industrial Re	31215	CB Gas Rev-Dist Inc	84	(32)	(533)	(1,167)	(1,487)	(5,636)	(3,912)	5,375	3,837	2,227	(73,356)	74,591	(11)			
096		Virginia Division	4816	Unbilled Industrial Re	31216	CB Gas Rev-Dist Inc	-	-	-	(18)	-	(157)	-	-	-	-	-	3,216	3,041			
096		Virginia Division	4816	Unbilled Industrial Re	31217	CB Gas Cost Adjustm	240	(84)	(1,699)	(3,238)	(8,304)	(18,160)	(13,114)	17,858	14,973	9,191	1,514	1,148	325			
096		Virginia Division	4870	Forfeited discounts	31201	Late Fee	-	-	-	-	-	-	-	-	-	-	-	(2,129)	(2,129)			
096		Virginia Division	4880	Miscellaneous service	31301	Misc Service Revenu	(8,020)	(8,940)	(3,760)	(4,480)	(3,760)	(80)	(125)	-	(80)	400	(64)	(2,093)	(31,002)			
096		Virginia Division	4893	Revenue-Transportati	31101	Gas Rev-Dist Inc	(326,986)	(1,286,120)	(290,604)	(286,112)	(403,623)	(459,392)	(540,779)	(608,132)	(550,218)	(604,878)	(472,519)	(466,874)	(6,296,237)			
096		Virginia Division	4893	Revenue-Transportati	31108	Gas Rev-Dist Inc. Bas	(14,387)	(14,387)	(14,387)	(14,387)	(16,434)	(16,434)	(19,508)	(19,508)	(19,508)	(19,508)	(20,655)	(20,655)	(209,756)			
096		Virginia Division	4893	Revenue-Transportati	31128	Gas Cost Adjustment	3,141	2,593	2,562	2,137	-	-	-	-	-	-	-	-	10,432			
096		Virginia Division	4893	Revenue-Transportati	31215	CB Gas Rev-Dist Inc	(959,938)	1,003,499	(3,492)	(116,706)	(55,770)	(79,539)	(89,433)	71,760	17,941	62,932	81,806	(13,047)	(79,987)			
096		Virginia Division	4893	Revenue-Transportati	31216	CB Gas Rev-Dist Inc	(352)	352	(352)	(1,695)	-	779	(5,000)	-	5,000	(5,521)	-	30,653	23,864			
096		Virginia Division	4950	Other gas revenues	31309	Other Gas Revenues	-	-	-	-	-	-	(50)	-	-	-	-	-	(50)			
096		Virginia Division	8001	Intercompany Gas We	04743	Hedging Settlements	-	-	-	-	-	166,830	462,377	603,431	474,555	491,636	-	-	2,198,829			
096		Virginia Division	8040	Natural gas city gate p	04740	Cashouts	3,582	9,413	(409,791)	(638,284)	26,916	(227,372)	(25,197)	(227,996)	(7,814)	9,780	27,200	7,028	(1,452,536)			
096		Virginia Division	8040	Natural gas city gate p	04751	Gas Purchases	2,248,541	433,343	1,687,903	226,637	427,149	886,580	1,064,348	1,406,176	887,160	230,385	284,564	162,592	9,945,378			
096		Virginia Division	8050	Other purchases	04800	Reimbursement for G	(237)	-	-	(264)	(438)	(52)	(7)	(172)	(290)	(4)	(29)	-	(1,494)			
096		Virginia Division	8051	PGA for Residential	04775	PGA Recoveries	73,579	60,249	75,126	121,743	414,363	791,775	1,181,999	1,045,841	637,462	327,854	135,173	70,970	4,936,134			
096		Virginia Division	8052	PGA for Commercial	04775	PGA Recoveries	247,551	226,322	268,844	333,940	777,921	1,262,594	1,904,294	1,692,528	1,085,042	593,567	322,998	227,978	8,943,580			
096		Virginia Division	8053	PGA for Industrial	04775	PGA Recoveries	87,438	41,771	55,893	56,614	137,125	175,808	379,628	286,861	196,801	89,258	42,077	38,414	1,587,689			
096		Virginia Division	8058	Unbilled PGA Cost	04819	Unbilled PGA-Res	2,262	2,276	227	118,644	242,872	105,328	119,904	(195,328)	(208,139)	(156,306)	(35,076)	11,063	7,727			
096		Virginia Division	8058	Unbilled PGA Cost	04820	Unbilled PGA-Comm	7,046	6,800	(6,200)	185,665	325,795	162,270	173,896	(299,630)	(304,480)	(221,295)	(43,072)	33,537	20,332			
096		Virginia Division	8058	Unbilled PGA Cost	04821	Unbilled PGA-Ind	(240)	84	1,699	3,238	8,304	18,160	13,114	(17,858)	(14,973)	(9,191)	(1,514)	(1,148)	(325)			
096		Virginia Division	8059	PGA Offset to Unreco	04775	PGA Recoveries	(3,242,735)	(825,202)	(1,804,413)	(83,516)	(965,011)	(1,636,967)	(2,370,648)	(2,723,494)	(2,250,269)	(1,800,091)	(927,807)	(721,795)	(19,351,948)			
096		Virginia Division	8081	Gas withdrawn from s	04756	Storage Injection/With	869,627	47,209	(62,351)	67,699	49,212	236,063	263,201	359,366	184,745	289,834	40,532	3,873	2,349,010			
096		Virginia Division	8082	Gas delivered to stora	04756	Storage Injection/With	(492,486)	(246,567)	9,941	(151,450)	(120,818)	(160,011)	(134,209)	(162,517)	(96,725)	(28,168)	(107,269)	(50,260)	(1,740,539)			
096		Virginia Division	8120	Gas used for other uti	04801	Company Used Gas	3	3	3	3	3	22	44	58	48	29	15	4	232			
096		Virginia Division	8120	Gas used for other uti	04802	PGA Recoverable Co	82	53	40	54	51	121	248	378	357	237	174	104	1,899			
096		Virginia Division	8130	Other gas supply expe	04755	Purchase Gas-Ind-Act	(0)	166	(0)	(0)	0	(0)	0	(0)	(0)	0	0	-	166			
096		Virginia Division	8570	Transmission-Measur	01000	Non-project Labor	-	-	-	-	-	-	461	-	-	-	-	-	461			
096		Virginia Division	8570	Transmission-Measur	01008	Expense Labor Accru	-	-	-	-	-	-	184	(184)	-	-	-	-	-			
096		Virginia Division	8580	Transmission and cor	04771	Demand Charges-Tra	489,281	483,701	483,701	483,222	483,701	626,544	627,023	627,023	626,066	627,023	502,486	502,645	6,562,414			
096		Virginia Division	8580	Transmission and cor	04772	Commodity-Transport	31,838	6,791	3,696	4,642	7,976	17,071	21,798	26,868	17,491	14,252	9,815	(74,591)	87,647			
096		Virginia Division	8580	Transmission and cor	04773	Demand-Storage	92,589	91,314	91,314	91,314	91,314	91,314	91,314	91,314	165,082	165,354	170,509	170,509	1,403,241			
096		Virginia Division	8700	Distribution-Operation	01000	Non-project Labor	19,901	19,989	19,938	17,912	17,830	27,497	18,578	17,427	18,542	17,703	27,213	17,603	240,132			
096		Virginia Division	8700	Distribution-Operation	01001	Capital Labor	90,944	92,117	101,735	100,850	104,386	146,038	92,296	108,700	107,131	100,874	156,005	111,253	1,312,331			
096		Virginia Division	8700	Distribution-Operation	01002	Capital Labor Contra	(90,944)	(92,117)	(101,735)	(100,521)	(104,386)	(146,068)	(92,356)	(108,700)	(107,827)	(101,722)	(158,619)	(111,253)	(1,316,251)			
096		Virginia Division	8700	Distribution-Operation	01006	O&M Project Labor ar	-	-	3,260	207	-	-	-	-	-	-	-	-	3,467			
096		Virginia Division	8700	Distribution-Operation	01008	Expense Labor Accru	1,138	3,025	2,604	(728)	1,609	(7,898)	2,848	411	1,429	1,351	(6,086)	(135)	(432)			
096		Virginia Division	8700	Distribution-Operation	01011	Capital Labor Transfe	50,062	49,031	51,643	54,877	51,712	88,027	62,725	55,217	51,292	57,064	85,227	64,483	721,361			
096		Virginia Division	8700	Distribution-Operation	01012	Capital Labor Transfe	(50,062)	(49,031)	(51,643)	(55,206)	(51,712)	(87,997)	(62,664)	(55,217)	(50,597)	(56,217)	(82,613)	(64,483)	(717,441)			
096		Virginia Division	8700	Distribution-Operation	02001	Inventory Materials	-	-	-	-	-	-	-	4,333	-	-	-	-	4,333			
096		Virginia Division	8700	Distribution-Operation	02004	Warehouse Loading (	-	-	-	-	-	-	-	43	-	-	-	-	43			
096		Virginia Division	8700	Distribution-Operation	02005	Non-Inventory Supplie	426	818	2,239	61	167	652	165	-	1,473	669	3,499	940	11,108			
096		Virginia Division	8700	Distribution-Operation	03003	Capitalized transporta	(423)	(1,031)	(83)	(172)	(16)	(11)	-	-	(19)	-	(31)	-	(1,786)			
096		Virginia Division	8700	Distribution-Operation	03004	Vehicle Expense	854	2,169	102	419	22	15	-	-	21	-	40	-	3,641			
096		Virginia Division	8700	Distribution-Operation	04002	Required By Law, Saf	-	-	-	-	11,618	-	-	-	-	-	-	-	11,618			
096		Virginia Division	8700	Distribution-Operation	04018	Safety	-	-	117	-	-	-	-	195	-	-	-	-	312			
096		Virginia Division	8700	Distribution-Operation	04022	Promo Sales, Misc	-	-	-	-	-	-	1,361	-	-	-	-	-	1,361			
096		Virginia Division	8700	Distribution-Operation	04040	Community Rel&Trad	-	-	354	-	-	-	-	-	-	-	-	236	590			
096		Virginia Division	8700	Distribution-Operation	04212	IT Equipment	-	-	-	533	-	109	-	-	170	-	-	-	812			
096		Virginia Division	8700	Distribution-Operation	04302	Heavy Equipment	-	236	615	-	-	54	-	-	-	-	-	-	905			
096		Virginia Division	8700	Distribution-Operation	04306	Parts	-	-	-	-	-	132	-	-	-	-	-	-	132			
096		Virginia Division	8700	Distribution-Operation	04307	Heavy Equipment Cap	-	(232)	(603)	-	-	(53)	-	-	-	-	-	-	(887)			
096		Virginia Division	8700	Distribution-Operation	04582	Building Maintenance	-	-	623	-	50	-	-	-	-	-	-	-	673			
096		Virginia Division	8700	Distribution-Operation	04590	Utilities	87	82	45	147	85	48	87	120	60	111	77	77	1,026			
096		Virginia Division	8700	Distribution-Operation	04599	Capitalized Utility Cos	(43)	(39)	(444)	(135)	(124)	(44)	(80)	(111)	(55)	(102)	(71)	(71)	(1,320)			
096		Virginia Division	8700	Distribution-Operation	05010	Office Supplies	989	2,357	1,630	923	918	627	1,162	2,018	1,596	1,543	1,507	1,227	16,497			
096		Virginia Division	8700	Distribution-Operation	05111	Postage/Delivery Serv	15	1,069	433	140	72	-	18	67	143	378	252	200	2,786			
096		Virginia Division	8700	Distribution-Operation	05215	842 Copier Lease Exp	594	(594)	-	-	591	-	-	-	-	-	-	-	591			
096		Virginia Division	8700	Distribution-Operation	05310	Monthly Lines and ser	986	992	1,058	851	815	577	340	330	340	340	340	(670)	6,299			
096		Virginia Division	8700	Distribution-Operation	05312	Long Distance	5	7	4	5	22	17	7	25	46	16	21	9	184			
096		Virginia Division	8700	Distribution-Operation	05314	Toll Free Long Distan	466	443	386	427	430	473	236	215	232	293	276	5	3,882			
096		Virginia Division	8700	Distribution-Operation	05331	WAN/LAN/Internet Se	283	283	283	283	351	366	125	160	160	160	145	155	2,753			
096		Virginia Division	8700	Distribution-Operation	05364	Cellular, radio, pager	1,909	1,951	1,958	2,265	1,964	1,964	1,909	1,704	1,874	1,915	1,768	1,817	22,999			
096		Virginia Division	8700	Distribution-Operation	05376	Cell service for data u	435	353	420	490	468	423	389	431	434	402	449	492	5,185			
096		Virginia Division	8700	Distribution-Operation	05377	Cell phone equipment	389	848	1,554	2,530	529	176	153	162	1,176	560	465	1,254	9,796			
096		Virginia Division	8700	Distribution-Operation	05399	Capitalized Telecom (	(2,431)	(2,674)	(3,176)	(5,911)	(3,802)	(3,230)	(2,687)	(2,569)	(3,670)	(3,111)	(2,919)	(2,810)	(38,990)			
096		Virginia Division	8700	Distribution-Operation	05411	Meals and Entertainm	729	2,524	1,458	1,243	2,158	1,321	3,002	1,280	1,953	1,670	963	2,258	20,558			
096		Virginia Division	8700	Distribution-Operation	05412	Spousal & Dependent	-	-	-	-	-	33	-	46	-	-	-	39	118			
096		Virginia Division	8700	Distribution-Operation	05413	Transportation	1,116	-	374	10	2	344	-	16	426	335	48	459	3,131			
096		Virginia Division	8700	Distribution-Operation	05414	Lodging	1,056	2,578	632	958	1,003	931	203	604	715	816	4,089	2,263	15,847			
096		Virginia Division	8700	Distribution-Operation	05415	Membership Fees	-	-	40	-	-	-	-	70	-	-	-	-	110			
096		Virginia Division	8700	Distribution-Operation	05419	Misc Employee Exper	-	692	-	-	-	-	-	-	-	-	-	-	692			
096		Virginia Division	8700	Distribution-Operation	05420	Employee Developme	-	-	1,421	-	-	-	-	-	-	-	-	-	1,421			
096		Virginia Division	8700	Distribution-Operation	05421	Training	-	-	-	-	-	-	4,533	-	-	-	-	-	4,533			
096		Virginia Division	8700	Distribution-Operation	05424	Books & Manuals	-	-	138	-	-	-	-	-	-	-	-	-	138			
096		Virginia Division	8700	Distribution-Operation	05426	Safety Training	-	-	-	-	-	-	-	-	-	-	-	255	255			
096		Virginia Division	8700	Distribution-Operation	05427	Technical (Job Skills)	(392)	-	-	-	-	-	-	-	-	-	-	-	(392)			
096		Virginia Division	8700	Distribution-Operation	06111	Contract Labor	9,273	27,748	13,003	36,756	20,328	20,215	8,757	1,954	613	(613)	287	-	138,321			
096		Virginia Division	8700	Distribution-Operation	06121	Legal	-	-	-	956	8,396	383	-	-	-	-	-	-	9,735			
096		Virginia Division	8700	Distribution-Operation	07120	Environmental & Safe	-	-	-	-	800	56	477	916	-	1,129	-	20	3,398			
096		Virginia Division	8700	Distribution-Operation	07421	Service Awards	-	-	161	-	-	-	-	-	-	-	-	-	161			
096		Virginia Division	8700	Distribution-Operation	07443	Uniforms	-	619	-	-	-	-	-	177	151	-	-	204	1,151			
096		Virginia Division	8700	Distribution-Operation	07444	Uniforms Capitalized	-	(399)	-	-	-	-	-	(104)	(87)	-	-	(112)	(702)			
096		Virginia Division	8700	Distribution-Operation	07495	Employee Broadcast a	169	-	-	-	-	-	-	-	-	-	-	-	169			
096		Virginia Division	8700	Distribution-Operation	07499	Misc Employee Welfa	-	105	188	-	146	100	107	196	47	352	208	22	1,471			
096		Virginia Division	8700	Distribution-Operation	07510	Association Dues	-	-	-	-	-	550	6,970	-	-	103	1,083	-	8,706			
096		Virginia Division	8700	Distribution-Operation	07520	Do Not Use - Donatio	-	-	-	-	-	-	-	-	-	-	(175)	-	(175)			
096		Virginia Division	8700	Distribution-Operation	07590	Misc General Expens	71	-	72	229	65	-	813	-	-	-	339	-	1,590			
096		Virginia Division	8700	Distribution-Operation	07601	Vehicle Cap Accrual	-	-	-	-	-	-	-	-	-	-	-	-	-			
096		Virginia Division	8700	Distribution-Operation	07607	Telecom Cap Accrual	-	-	-	-	-	-	-	-	-	-	-	-	-			
096		Virginia Division	8700	Distribution-Operation	07608	Uniform Cap Accrual	-	-	-	-	-	-	-	-	-	-	-	-	-			
096		Virginia Division	8700	Distribution-Operation	07609	Utility Cap Accrual	-	-	-	-	-	-	-	-	-	-	-	-	-			
096		Virginia Division	8700	Distribution-Operation	09911	Reimbursements	-	-	(7,154)	-	-	-	-	-	-	-	-	-	(7,154)			
096		Virginia Division	8711	Odorization	02001	Inventory Materials	-	1,120	-	-	-	-	-	-	-	-	-	-	1,120			
096		Virginia Division	8711	Odorization	02004	Warehouse Loading (	-	50	-	-	-	-	-	-	-	-	-	-	50			
096		Virginia Division	8740	Mains and Services E	01000	Non-project Labor	34,883	48,982	48,106	32,598	42,869	65,495	43,182	56,037	46,939	50,977	94,509	58,962	623,539			
096		Virginia Division	8740	Mains and Services E	01008	Expense Labor Accru	2,250	11,577	2,011	(4,494)	10,449	(19,092)	6,357	7,944	(1,747)	7,117	(14,835)	(1,011)	6,526			
096		Virginia Division	8740	Mains and Services E	02001	Inventory Materials	3,832	4,397	8,003	10,552	4,629	4,105	6,815	55	4,260	5,282	8,981	7,748	68,659			
096		Virginia Division	8740	Mains and Services E	02004	Warehouse Loading (	172	198	80	528	23	41	68	1	43	53	90	77	1,374			
096		Virginia Division	8740	Mains and Services E	02005	Non-Inventory Supplie	10	2,352	2,168	1,169	1,703	1,686	653	1,550	1,824	465	868	679	15,127			

PIVOT - DIV 091 IS ACTIVITY **PASTED VALUES**

Division 091

Account	Account Description						Sum of JAN-24	Sum of FEB-24	Sum of MAR-24	Sum of APR-24	Sum of MAY-24	Sum of JUN-24										
4030	Depreciation Expense						0	0	0	0	0	0										
096		Virginia Division	8740	Mains and Services E	03002	Vehicle Lease Payme	14,148	14,198	13,373	13,375	-	(16,417)	6,982	(9,603)	43	204	-	-	36,304			
096		Virginia Division	8740	Mains and Services E	03003	Capitalized transporta	(19,306)	(16,312)	(23,466)	(20,353)	(23,793)	(24,761)	(21,529)	(20,693)	(20,444)	(18,878)	(17,904)	(22,802)	(250,240)			
096		Virginia Division	8740	Mains and Services E	03004	Vehicle Expense	16,821	13,599	25,942	18,188	28,049	33,619	21,304	20,540	20,955	35,764	17,802	27,874	280,456			
096		Virginia Division	8740	Mains and Services E	03008	842 Vehicle Lease Ex	-	-	-	-	14,612	30,199	8,411	19,508	13,880	13,880	13,182	14,514	128,185			
096		Virginia Division	8740	Mains and Services E	03009	842 Variable Heavy E	66	66	32	655	62	-	62	62	(12)	62	145	66	1,268			
096		Virginia Division	8740	Mains and Services E	04201	Software Maintenance	-	-	-	-	-	-	-	-	-	-	574	574	1,149			
096		Virginia Division	8740	Mains and Services E	04301	Equipment Lease	1,304	1,208	1,239	1,239	-	2,510	1,271	1,239	1,130	1,067	66	1,067	13,342			
096		Virginia Division	8740	Mains and Services E	04302	Heavy Equipment	2,627	6,118	11,433	(468)	6,434	1,456	1,246	492	2,231	2,090	7,555	2,375	43,589			
096		Virginia Division	8740	Mains and Services E	04307	Heavy Equipment Ca	(9,118)	(9,188)	(14,378)	(3,517)	(8,261)	(5,781)	(4,423)	(3,652)	(5,341)	(5,099)	(8,982)	(3,689)	(81,429)			
096		Virginia Division	8740	Mains and Services E	04309	Non-842 Heavy Equip	5,307	1,983	1,968	2,162	1,933	1,933	1,933	1,933	2,102	1,983	1,399	255	24,892			
096		Virginia Division	8740	Mains and Services E	04560	Non 842 Fleet Lease/	604	554	1,553	654	654	654	-	2,438	604	(13,865)	1,247	604	(4,302)			
096		Virginia Division	8740	Mains and Services E	04563	842 Variable Fleet Le	1,508	1,532	1,693	3,766	1,674	-	4,811	4,194	1,502	1,702	1,889	525	24,798			
096		Virginia Division	8740	Mains and Services E	04582	Building Maintenance	-	-	-	-	-	-	-	-	-	95	-	-	95			
096		Virginia Division	8740	Mains and Services E	04590	Utilities	386	388	398	396	390	398	383	409	395	411	392	399	4,745			
096		Virginia Division	8740	Mains and Services E	05364	Cellular, radio, pager	43	43	43	43	43	43	43	43	-	-	-	-	340			
096		Virginia Division	8740	Mains and Services E	05399	Capitalized Telecom (	(26)	(26)	(26)	(39)	(39)	(39)	(39)	(39)	-	-	-	-	(273)			
096		Virginia Division	8740	Mains and Services E	05411	Meals and Entertainm	137	-	285	-	126	-	-	77	214	660	247	463	2,210			
096		Virginia Division	8740	Mains and Services E	05414	Lodging	-	-	110	-	-	-	-	-	-	1,061	821	2,218	4,209			
096		Virginia Division	8740	Mains and Services E	05420	Employee Developme	-	-	-	-	-	-	-	-	-	-	-	226	226			
096		Virginia Division	8740	Mains and Services E	05421	Training	-	-	307	-	-	-	-	-	-	-	-	-	307			
096		Virginia Division	8740	Mains and Services E	05429	Work Environment Tr	-	-	-	-	-	-	-	-	-	613	-	-	613			
096		Virginia Division	8740	Mains and Services E	06111	Contract Labor	25,316	31,846	43,009	3,416	2,104	1,927	2,356	2,450	3,861	2,599	2,371	2,358	123,611			
096		Virginia Division	8740	Mains and Services E	07443	Uniforms	-	-	673	324	2,434	787	(155)	1,898	1,273	1,126	1,569	211	10,139			
096		Virginia Division	8740	Mains and Services E	07444	Uniforms Capitalized	-	-	(444)	(298)	(2,239)	(724)	143	(1,048)	(665)	(576)	(730)	(115)	(6,698)			
096		Virginia Division	8740	Mains and Services E	07499	Misc Employee Welfa	-	-	3	-	-	-	-	-	-	-	-	-	3			
096		Virginia Division	8740	Mains and Services E	07590	Misc General Expens	604	2,042	1,420	522	-	100	417	-	-	500	2,661	1,511	9,777			
096		Virginia Division	8740	Mains and Services E	07601	Vehicle Cap Accrual	-	-	-	-	-	-	-	-	-	-	-	-	-			
096		Virginia Division	8740	Mains and Services E	07607	Telecom Cap Accrual	-	-	-	-	-	-	-	-	-	-	-	-	-			
096		Virginia Division	8740	Mains and Services E	07608	Uniform Cap Accrual	-	-	-	-	-	-	-	-	-	-	-	-	-			
096		Virginia Division	8750	Distribution-Measurin	01000	Non-project Labor	6,987	8,178	8,211	7,534	8,043	11,797	9,057	9,936	10,294	9,608	16,235	10,618	116,499			
096		Virginia Division	8750	Distribution-Measurin	01008	Expense Labor Accru	242	1,584	425	415	1,110	(3,664)	1,657	849	676	618	(3,059)	(51)	801			
096		Virginia Division	8750	Distribution-Measurin	02001	Inventory Materials	-	-	47	-	-	-	-	-	-	-	-	-	47			
096		Virginia Division	8750	Distribution-Measurin	02004	Warehouse Loading (	-	-	0	-	-	-	-	-	-	-	-	-	0			
096		Virginia Division	8750	Distribution-Measurin	02005	Non-Inventory Supplie	14	40	185	14	14	14	15	58	14	770	131	15	1,286			
096		Virginia Division	8750	Distribution-Measurin	03003	Capitalized transporta	-	-	-	-	-	-	-	-	-	-	(1)	-	(1)			
096		Virginia Division	8750	Distribution-Measurin	03004	Vehicle Expense	-	-	-	-	-	-	-	-	-	-	5	-	5			
096		Virginia Division	8750	Distribution-Measurin	04590	Utilities	163	139	129	142	171	215	273	314	290	256	238	179	2,509			
096		Virginia Division	8750	Distribution-Measurin	05323	Measurement & Mete	-	-	154	-	-	-	-	-	-	-	-	-	154			
096		Virginia Division	8750	Distribution-Measurin	05411	Meals and Entertainm	-	-	-	-	-	-	-	-	-	-	21	105	125			
096		Virginia Division	8750	Distribution-Measurin	05414	Lodging	-	-	139	-	-	-	-	79	150	270	176	558	1,373			
096		Virginia Division	8750	Distribution-Measurin	06111	Contract Labor	-	-	-	-	-	-	-	-	-	21,092	-	454	21,546			
096		Virginia Division	8750	Distribution-Measurin	07601	Vehicle Cap Accrual	-	-	-	-	-	-	-	-	-	-	-	-	-			
096		Virginia Division	8760	Distribution-Measurin	01000	Non-project Labor	406	-	97	-	-	-	288	167	-	-	-	-	957			
096		Virginia Division	8760	Distribution-Measurin	01008	Expense Labor Accru	122	(122)	48	(48)	-	-	115	(40)	(75)	-	-	-	-			
096		Virginia Division	8770	Distribution-Measurin	04590	Utilities	27	26	28	26	25	27	28	26	27	27	27	26	320			
096		Virginia Division	8780	Meter and house regu	01000	Non-project Labor	12,092	12,819	13,940	12,646	19,355	27,435	16,478	9,074	7,474	11,363	15,285	15,301	173,262			
096		Virginia Division	8780	Meter and house regu	01008	Expense Labor Accru	759	2,141	1,202	617	5,961	(8,976)	2,019	(2,508)	(346)	3,081	(4,271)	1,278	957			
096		Virginia Division	8780	Meter and house regu	02005	Non-Inventory Supplie	23	27	244	97	58	-	11	1,268	58	104	5	401	2,296			
096		Virginia Division	8780	Meter and house regu	03003	Capitalized transporta	-	-	-	-	-	-	(7)	-	-	-	-	-	(7)			
096		Virginia Division	8780	Meter and house regu	03004	Vehicle Expense	-	-	-	-	-	-	13	-	-	-	-	-	13			
096		Virginia Division	8780	Meter and house regu	05411	Meals and Entertainm	127	-	-	-	-	-	496	37	-	-	-	145	805			
096		Virginia Division	8780	Meter and house regu	05413	Transportation	-	-	-	-	-	1,299	203	892	-	-	-	-	2,394			
096		Virginia Division	8780	Meter and house regu	05414	Lodging	-	-	-	254	-	-	2,115	-	-	-	-	947	3,317			
096		Virginia Division	8780	Meter and house regu	07499	Misc Employee Welfa	-	-	-	-	-	-	-	42	-	-	192	-	234			
096		Virginia Division	8780	Meter and house regu	07601	Vehicle Cap Accrual	-	-	-	-	-	-	-	-	-	-	-	-	-			
096		Virginia Division	8800	Distribution-Other exp	05010	Office Supplies	-	13	-	-	-	-	-	-	-	-	-	-	13			
096		Virginia Division	8810	Distribution-Rents	04307	Heavy Equipment Ca	(4,353)	(4,353)	(4,353)	(4,353)	(4,353)	(4,353)	(4,353)	(4,353)	(4,353)	(4,353)	(4,353)	(4,353)	(52,234)			
096		Virginia Division	8810	Distribution-Rents	04308	842 Locusview Lease	4,442	4,442	4,442	4,442	4,442	4,442	4,442	4,442	4,442	4,442	4,442	4,442	53,300			
096		Virginia Division	8810	Distribution-Rents	04561	842 Variable Real Est	168	281	281	168	130	130	630	630	630	630	130	1,000	4,806			
096		Virginia Division	8810	Distribution-Rents	04578	842 Real Estate Leas	11,808	11,308	11,308	11,308	11,308	11,308	10,808	10,808	10,808	10,808	12,628	12,628	136,835			
096		Virginia Division	8810	Distribution-Rents	04580	Building Lease/Rents	(6,834)	(6,070)	(6,140)	(9,515)	(9,515)	(9,515)	(9,515)	(9,515)	(9,515)	(9,515)	(10,730)	(11,650)	(108,026)			
096		Virginia Division	8810	Distribution-Rents	04582	Building Maintenance	2,471	1,680	6,321	3,296	2,031	4,227	5,630	2,188	2,383	7,573	14,655	24,132	76,587			
096		Virginia Division	8810	Distribution-Rents	04590	Utilities	94	161	52	96	103	176	205	187	220	186	232	114	1,827			
096		Virginia Division	8810	Distribution-Rents	04599	Capitalized Utility Cos	(1,490)	(1,106)	(3,191)	(3,120)	(1,963)	(4,051)	(5,368)	(2,185)	(2,395)	(7,139)	(13,696)	(22,306)	(68,010)			
096		Virginia Division	8810	Distribution-Rents	07603	Rent Cap Accrual	-	-	-	-	-	-	-	-	-	-	-	-	-			
096		Virginia Division	8810	Distribution-Rents	07609	Utility Cap Accrual	-	-	-	-	-	-	-	-	-	-	-	-	-			
096		Virginia Division	8870	Distribution-Maint of r	01000	Non-project Labor	1,244	-	78	803	32	367	454	509	1,339	839	205	707	6,578			
096		Virginia Division	8870	Distribution-Maint of r	01008	Expense Labor Accru	330	(373)	39	442	(459)	38	120	48	440	(166)	(469)	142	133			
096		Virginia Division	8870	Distribution-Maint of r	02005	Non-Inventory Supplie	887	402	675	406	486	875	2,826	1,272	1,419	739	1,454	522	11,963			
096		Virginia Division	8870	Distribution-Maint of r	04590	Utilities	654	685	656	656	589	684	626	653	652	667	664	669	7,854			
096		Virginia Division	8870	Distribution-Maint of r	05411	Meals and Entertainm	-	-	-	-	-	-	-	-	-	602	-	-	602			
096		Virginia Division	8870	Distribution-Maint of r	05413	Transportation	-	-	-	-	-	-	-	-	1,410	591	-	628	2,629			
096		Virginia Division	8890	Maintenance of measu	01000	Non-project Labor	-	-	-	-	-	308	-	-	-	-	-	93	401			
096		Virginia Division	8890	Maintenance of measu	01008	Expense Labor Accru	-	-	-	-	-	51	(51)	-	-	-	-	23	23			
096		Virginia Division	8890	Maintenance of measu	06111	Contract Labor	3,630	-	16,150	-	-	-	-	-	-	-	-	46,000	65,780			
096		Virginia Division	8910	Maintenance of measu	01000	Non-project Labor	-	32	-	-	-	235	-	-	-	-	-	-	268			
096		Virginia Division	8910	Maintenance of measu	01008	Expense Labor Accru	-	15	(15)	-	-	39	(39)	-	-	-	-	-	-			
096		Virginia Division	8910	Maintenance of measu	04590	Utilities	157	158	164	163	161	164	163	155	162	164	162	162	1,935			
096		Virginia Division	8920	Maintenance of servic	01000	Non-project Labor	-	-	-	-	74	-	-	-	138	74	227	-	513			
096		Virginia Division	8920	Maintenance of servic	01008	Expense Labor Accru	(84)	-	-	-	52	(52)	-	-	69	(25)	(6)	(38)	(84)			
096		Virginia Division	8930	Maintenance of meter	06111	Contract Labor	-	21,500	-	-	-	-	-	-	-	-	-	-	21,500			
096		Virginia Division	9020	Customer accounts-M	01000	Non-project Labor	11,755	10,981	11,313	16,895	10,487	12,884	7,839	10,783	10,653	12,444	14,015	6,837	136,887			
096		Virginia Division	9020	Customer accounts-M	01008	Expense Labor Accru	933	1,415	715	4,481	(2,796)	(5,194)	988	1,717	474	2,140	(5,131)	(627)	(884)			
096		Virginia Division	9020	Customer accounts-M	04562	842 Variable Tower L	265	265	265	326	326	326	326	326	326	326	475	475	4,025			
096		Virginia Division	9020	Customer accounts-M	05353	842 Tower Lease Exp	9,160	9,160	9,160	9,160	9,160	9,160	9,160	9,160	9,160	9,160	9,160	9,160	109,925			
096		Virginia Division	9030	Customer accounts-C	01000	Non-project Labor	1,551	1,075	1,361	1,252	770	575	978	1,507	3,524	2,148	5,334	1,382	21,456			
096		Virginia Division	9030	Customer accounts-C	01008	Expense Labor Accru	(130)	19	197	70	(212)	(443)	295	287	1,084	(473)	(400)	(543)	(250)			
096		Virginia Division	9030	Customer accounts-C	05010	Office Supplies	-	-	-	-	7	-	-	-	-	-	-	-	7			
096		Virginia Division	9030	Customer accounts-C	05351	AMI Tower Rent	-	-	-	-	11,898	-	(1,878)	-	-	-	-	-	10,020			
096		Virginia Division	9030	Customer accounts-C	05411	Meals and Entertainm	-	-	-	-	-	922	167	-	-	340	-	-	1,428			
096		Virginia Division	9030	Customer accounts-C	06112	Collection Fees	-	-	-	-	-	76	-	-	-	-	270	26	373			
096		Virginia Division	9030	Customer accounts-C	06116	Bill Print Fees	7,595	8,231	7,835	7,592	7,953	7,748	8,591	8,308	14,010	12,437	8,183	7,483	105,965			
096		Virginia Division	9030	Customer accounts-C	07499	Misc Employee Welfa	-	-	-	-	-	-	18	-	-	-	-	-	18			
096		Virginia Division	9040	Customer accounts-U	09927	Cust Uncol Acct-Write	(13,337)	6,396	(16,023)	716	6,894	12,262	12,448	14,926	11,215	(4,334)	7,014	7,666	45,843			
096		Virginia Division	9090	Customer service-Ope	01000	Non-project Labor	2,105	2,105	2,105	2,147	2,189	3,317	2,189	2,189	2,189	2,189	3,283	2,222	28,228			
096		Virginia Division	9090	Customer service-Ope	01008	Expense Labor Accru	105	316	105	236	244	(979)	323	109	109	219	(766)	8	29			
096		Virginia Division	9090	Customer service-Ope	04040	Community Rel&Trad	-	-	27	-	-	-	-	-	289	-	2,648	-	2,965			
096		Virginia Division	9090	Customer service-Ope	05010	Office Supplies	-	-	177	-	-	-	-	-	-	4	-	-	181			
096		Virginia Division	9090	Customer service-Ope	05411	Meals and Entertainm	-	821	188	-	-	43	-	-	-	62	-	524	1,638			
096		Virginia Division	9090	Customer service-Ope	05413	Transportation	-	-	492	-	-	123	69	-	-	302	-	48	1,034			
096		Virginia Division	9090	Customer service-Ope	05414	Lodging	-	-	37	-	-	-	-	-	-	48	-	194	279			

PIVOT - DIV 091 IS ACTIVITY **PASTED VALUES**

Division 091

Account	Account Description						Sum of JAN-24	Sum of FEB-24	Sum of MAR-24	Sum of APR-24	Sum of MAY-24	Sum of JUN-24											
4030	Depreciation Expense						0	0	0	0	0	0											
096		Virginia Division	9100	Customer service-Mis	04044	Advertising	-	4,500	-	-	-	-	-	-	-	-	-	-	-	-	-	-	4,500
096		Virginia Division	9110	Sales-Supervision	01000	Non-project Labor	4,200	4,200	4,200	4,252	4,303	6,455	4,303	4,303	4,314	4,303	6,455	4,368	55,655				
096		Virginia Division	9110	Sales-Supervision	01008	Expense Labor Accru	210	630	210	451	461	(1,936)	645	215	220	425	(1,506)	16	42				
096		Virginia Division	9110	Sales-Supervision	05411	Meals and Entertainm	89	365	176	-	179	-	90	57	152	225	49	73	1,454				
096		Virginia Division	9110	Sales-Supervision	05412	Spousal & Dependent	-	23	-	-	-	-	-	-	-	6	-	-	29				
096		Virginia Division	9110	Sales-Supervision	05413	Transportation	2,198	904	2,715	-	2,519	982	1,426	2,454	359	3,247	351	1,639	18,793				
096		Virginia Division	9110	Sales-Supervision	05414	Lodging	130	383	361	-	101	-	-	-	173	227	92	-	1,468				
096		Virginia Division	9120	Sales-Demonstrating	04044	Advertising	-	-	-	-	-	9,000	-	-	-	-	-	-	9,000				
096		Virginia Division	9120	Sales-Demonstrating	04046	Customer Relations &	-	-	-	-	-	-	-	745	45	7,549	-	-	8,339				
096		Virginia Division	9120	Sales-Demonstrating	07510	Association Dues	-	-	3,000	-	-	-	-	-	-	-	-	-	3,000				
096		Virginia Division	9130	Sales-Advertising exp	04040	Community Rel&Trad	-	-	494	-	192	-	-	-	211	-	384	-	1,281				
096		Virginia Division	9130	Sales-Advertising exp	04044	Advertising	-	-	-	-	-	-	-	-	-	-	-	550	550				
096		Virginia Division	9200	A&G-Administrative &	01000	Non-project Labor	7,181	9,010	2,684	1,342	-	-	-	-	-	-	-	-	20,216				
096		Virginia Division	9200	A&G-Administrative &	01008	Expense Labor Accru	359	1,900	(2,713)	(537)	(805)	-	-	-	-	-	-	-	(1,795)				
096		Virginia Division	9210	A&G-Office supplies &	04070	Insurance-Other	-	-	-	500	-	-	-	700	100	200	904	(304)	2,100				
096		Virginia Division	9210	A&G-Office supplies &	05411	Meals and Entertainm	-	-	23	-	-	-	-	-	-	-	-	-	23				
096		Virginia Division	9210	A&G-Office supplies &	05413	Transportation	-	-	190	-	-	-	-	-	-	-	-	-	190				
096		Virginia Division	9210	A&G-Office supplies &	05414	Lodging	-	-	193	-	-	-	-	-	-	-	-	-	193				
096		Virginia Division	9210	A&G-Office supplies &	07499	Misc Employee Welfa	-	10	-	-	-	-	-	-	-	-	-	-	10				
096		Virginia Division	9210	A&G-Office supplies &	07590	Misc General Expens	(383)	(398)	(357)	(358)	(455)	(594)	(759)	617	(850)	(723)	(651)	(469)	(5,379)				
096		Virginia Division	9220	A&G-Administrative e	09341	Admin & General Exp	74,871	76,469	79,521	32,700	58,118	60,015	50,014	66,943	34,068	56,107	63,828	42,104	694,757				
096		Virginia Division	9220	A&G-Administrative e	41131	Billing for CSC O&M	24,758	26,100	23,906	25,950	26,793	24,720	29,951	25,986	25,292	27,313	28,331	24,586	313,686				
096		Virginia Division	9220	A&G-Administrative e	41132	Billing for SS O&M	92,485	80,985	45,962	90,926	71,897	90,003	91,822	72,172	84,559	83,820	174,125	31,169	1,009,924				
096		Virginia Division	9230	A&G-Outside services	06121	Legal	-	60,771	-	41,623	56,596	10,083	11,106	7,094	(25,696)	22,796	10,974	57,852	253,197				
096		Virginia Division	9240	A&G-Property insurar	04069	Blueflame Property In	5,397	5,397	5,397	5,397	5,397	5,397	5,397	5,397	5,630	5,630	5,630	5,630	65,696				
096		Virginia Division	9240	A&G-Property insurar	04072	Insurance Capitalized	(3,602)	(3,582)	(3,573)	(5,922)	(5,462)	(5,778)	(5,462)	(6,106)	(5,768)	(5,999)	(6,646)	(5,536)	(63,438)				
096		Virginia Division	9250	A&G-Injuries & damag	01293	Workers Comp Benef	0	0	29	2	0	0	-	0	-	1	-	-	33				
096		Virginia Division	9250	A&G-Injuries & damag	04070	Insurance-Other	540	540	540	540	540	883	540	540	540	691	691	691	7,278				
096		Virginia Division	9250	A&G-Injuries & damag	05418	Settlement	-	-	-	-	-	-	-	1,462	-	-	-	-	1,462				
096		Virginia Division	9260	A&G-Employee pensi	01202	Pension Benefits Loa	3,558	4,566	3,880	2,553	3,163	2,815	3,101	3,140	2,801	3,274	3,802	3,046	39,700				
096		Virginia Division	9260	A&G-Employee pensi	01203	OPEB Benefits Load	1,894	2,439	2,010	1,312	1,612	1,440	1,586	1,606	1,433	1,675	1,945	1,558	20,510				
096		Virginia Division	9260	A&G-Employee pensi	01251	Medical Benefits Loa	19,491	25,037	21,082	18,507	22,912	20,396	22,470	22,755	20,298	23,726	27,550	22,072	266,298				
096		Virginia Division	9260	A&G-Employee pensi	01253	Medical Benefits Proj	3	3	591	37	4	7	-	4	-	28	-	-	678				
096		Virginia Division	9260	A&G-Employee pensi	01257	ESOP Benefits Load	4,404	5,654	4,780	3,671	4,529	4,038	4,449	4,505	4,019	4,697	5,454	4,370	54,571				
096		Virginia Division	9260	A&G-Employee pensi	01259	ESOP Benefits Projec	1	1	134	8	1	1	-	1	-	6	-	-	152				
096		Virginia Division	9260	A&G-Employee pensi	01262	Other Benefits Project	-	-	-	-	-	-	-	-	-	-	-	-	-				
096		Virginia Division	9260	A&G-Employee pensi	01263	RSP FACC Benefits L	1,520	1,959	1,601	1,422	1,744	1,559	1,717	1,739	1,551	1,813	2,106	1,687	20,419				
096		Virginia Division	9260	A&G-Employee pensi	01265	RSP FACC Benefits F	0	0	45	3	0	1	-	0	-	2	-	-	51				
096		Virginia Division	9260	A&G-Employee pensi	01266	Life Benefits Load	217	279	234	236	292	260	286	290	259	302	351	281	3,286				
096		Virginia Division	9260	A&G-Employee pensi	01268	Life Benefits Projects	0	0	7	0	0	0	-	0	-	0	-	-	8				
096		Virginia Division	9260	A&G-Employee pensi	01269	LTD Benefits Load	695	893	748	658	814	725	799	809	722	844	980	785	9,472				
096		Virginia Division	9260	A&G-Employee pensi	01271	LTD Benefits Projects	0	0	21	1	0	0	-	0	-	1	-	-	24				
096		Virginia Division	9260	A&G-Employee pensi	01291	Pension Benefits Proj	1	1	109	7	1	1	-	1	-	4	-	-	123				
096		Virginia Division	9260	A&G-Employee pensi	01292	OPEB Benefits Projec	0	0	56	4	0	1	-	0	-	2	-	-	64				
096		Virginia Division	9260	A&G-Employee pensi	01294	NSC-OPEB Benefits I	(17,450)	(22,252)	(19,964)	(15,529)	(19,450)	(17,224)	(18,976)	(19,216)	(17,141)	(20,036)	(23,266)	(18,639)	(229,143)				
096		Virginia Division	9260	A&G-Employee pensi	01296	NSC-OPEB Benefits I	-	-	(557)	(33)	-	-	-	-	-	(24)	-	-	(614)				
096		Virginia Division	9260	A&G-Employee pensi	01297	NSC-Pension Benefit	(2,026)	(2,601)	(2,209)	(1,188)	(1,472)	(1,310)	(1,443)	(1,461)	(1,304)	(1,524)	(1,769)	(1,418)	(19,725)				
096		Virginia Division	9260	A&G-Employee pensi	01299	NSC-Pension Benefit	-	-	(62)	(3)	-	-	-	-	-	(2)	-	-	(66)				
096		Virginia Division	9260	A&G-Employee pensi	07443	Uniforms	-	-	477	-	-	908	53	15	-	-	-	-	1,453				
096		Virginia Division	9260	A&G-Employee pensi	07444	Uniforms Capitalized	-	-	(315)	-	-	(835)	(49)	(9)	-	-	-	-	(1,207)				
096		Virginia Division	9260	A&G-Employee pensi	07499	Misc Employee Welfa	371	162	81	223	130	86	497	159	203	210	509	395	3,026				
096		Virginia Division	9260	A&G-Employee pensi	07608	Uniform Cap Accrual	-	-	-	-	-	-	-	-	-	-	-	-	-				
096		Virginia Division	9280	A&G-Regulatory comr	05411	Meals and Entertainm	-	-	124	-	-	-	-	-	242	-	-	-	366				
096		Virginia Division	9280	A&G-Regulatory comr	05413	Transportation	-	-	656	-	-	-	-	589	691	-	-	-	1,936				
096		Virginia Division	9280	A&G-Regulatory comr	05414	Lodging	-	-	451	-	-	-	-	-	485	-	-	-	936				
096		Virginia Division	9280	A&G-Regulatory comr	06111	Contract Labor	28,130	-	2,265	-	-	1,210	200	-	36,687	-	-	-	68,492				
096		Virginia Division	9280	A&G-Regulatory comr	06121	Legal	-	27,091	-	36,800	5,523	8,129	-	21,021	3,671	24,803	-	4,627	131,664				
096		Virginia Division	9302	Miscellaneous genera	07510	Association Dues	664	664	664	709	664	664	7,457	5,430	6,892	4,642	9,642	4,642	42,737				
096		Virginia Division	9310	A&G-Rents	04561	842 Variable Real Est	-	-	-	-	-	-	-	-	-	0	-	-	0				
096		Virginia Division	9310	A&G-Rents	04580	Building Lease/Rents	-	-	-	-	-	-	-	-	-	(0)	-	-	(0)				

Division	091

Account	Account Description	Sum of JAN-24	Sum of FEB-24	Sum of MAR-24	Sum of APR-24	Sum of MAY-24	Sum of JUN-24
4030	Depreciation Expense	-	-	-	-	-	-
4060	Amortization of gas plant acquisition adjustments	-	-	-	-	-	-
4081	Taxes other than income taxes, utility operating income	(0)	0	-	-	-	0
4091	Income taxes, utility operating income	3,805,340	3,487,587	(9,207,198)	1,184,791	457,127	(2,381,701)
4101	Provision for deferred income taxes	-	-	2,161,329	-	-	835,820
4211	Gain on Disposition of Property	-	-	-	-	-	-
4261	Donations	-	-	-	-	-	(0)
4264	Civic, Political and Related	-	-	-	-	-	-
4265	Other deductions	-	0	-	(0)	-	-
4280	Amortization of debt discount and expense	-	-	-	-	-	-
8160	Wells expenses	-	-	-	-	-	-
8170	Lines expenses	45	1	71	25	87	47
8180	Compressor station expenses	57	1	89	31	109	59
8190	Compressor station fuel and power	-	-	-	-	-	-
8210	Storage-Purification expenses	100	154	115	90	85	80
8240	Storage-Other expenses	-	-	-	-	-	-
8250	Storage well royalties	735	525	506	650	178	130
8560	Mains expenses	74	2	115	40	141	76
8570	Transmission-Measuring and regulating station expenses	91	2	142	50	174	94
8600	Transmission-Rents	-	-	-	-	555	-
8700	Distribution-Operation supervision and engineering	117,489	461,668	246,379	263,989	244,730	189,577
8740	Mains and Services Expenses	42,429	22,466	23,206	47,855	28,569	19,727
8750	Distribution-Measuring and regulating station expenses	11,712	12,051	8,771	10,428	9,549	10,511
8780	Meter and house regulator expenses	11,616	6,453	6,742	8,200	10,987	11,138
8800	Distribution-Other expenses	36,028	36,795	42,386	40,149	61,569	15,458
8810	Distribution-Rents	19,886	16,644	16,151	18,128	17,183	14,391
8870	Distribution-Maint of mains	-	-	-	561	(210)	-
8910	Maintenance of measuring and regulating station equipment-City gate check stations	-	-	-	-	-	99
8920	Maintenance of services	-	-	-	-	-	-
9010	Customer accounts-Operation supervision	9,993	10,095	9,124	9,627	9,993	9,705
9020	Customer accounts-Meter reading expenses	3,595	3,401	3,938	2,398	4,390	5,251
9030	Customer accounts-Customer records and collections expenses	211,063	208,119	214,605	223,554	218,400	182,797
9040	Customer accounts-Uncollectible accounts	-	-	-	-	-	1,358
9090	Customer service-Operating informational and instructional advertising expense	16,341	14,688	14,950	14,853	15,743	14,369
9100	Customer service-Miscellaneous customer service	1,890	33	-	28	3	-
9110	Sales-Supervision	16,069	16,525	16,630	20,453	17,858	15,353
9120	Sales-Demonstrating and selling expenses	1,798	-	570	2,601	-	-
9130	Sales-Advertising expenses	-	-	-	113	-	-
9200	A&G-Administrative & general salaries	(8,202)	(28,148)	(83,719)	(5,656)	(25,190)	(6,052)
9210	A&G-Office supplies & expense	57	(515)	(172,150)	45	3,492	-
9220	A&G-Administrative expense transferred-Credit	(647,846)	(867,132)	(441,297)	(726,778)	(826,783)	(545,382)
9230	A&G-Outside services employed	1,891	22,863	2,195	(3,955)	(90,019)	5,387
9240	A&G-Property insurance	(295)	(295)	(292)	(347)	(347)	(347)
9250	A&G-Injuries & damages	7,374	7,295	9,251	7,831	8,031	8,432
9260	A&G-Employee pensions and benefits	145,769	55,830	81,522	65,038	283,223	47,510
9302	Miscellaneous general expenses	241	480	-	-	7,500	230
9310	A&G-Rents	-	-	-	(0)	-	-
Grand Total		**3,805,340**	**3,487,587**	**(7,045,869)**	**1,184,791**	**457,127**	**(1,545,881)**

Atmos Energy Corporation - Kentucky/Mid-States (Co 050)
Trial Balance - Income Statement Accounts
For the Twelve Months Ending June 30, 2024

Division	Division Description	Account	Account Description	Sub Account	Sub Account Description	JUL-23	AUG-23	SEP-23	OCT-23	NOV-23	DEC-23	JAN-24	(0) FEB-24	MAR-24	APR-24	MAY-24	JUN-24	TOTAL
009	Kentucky Division	4030	Depreciation Expense	07590	Misc General Expense	-	-	-	-	-	-	-	38,437	(38,437)	-	-	-	-
009	Kentucky Division	4030	Depreciation Expense	09344	Depr & Taxes Other Expense	829	830	830	826	826	1,068	865	719	922	918	923	900	10,457
009	Kentucky Division	4030	Depreciation Expense	30002	Deprr Exp-Natural Gas Prod	24,573	46,866	50,092	32,564	32,580	32,612	32,612	32,562	32,576	32,656	32,656	32,656	415,005
009	Kentucky Division	4030	Depreciation Expense	30004	Depr Exp-Transmission Plant	39,363	39,363	38,381	39,199	39,199	39,199	39,199	39,199	39,199	39,199	39,199	39,199	469,902
009	Kentucky Division	4030	Depreciation Expense	30005	Depr Exp-Distribution Plant	1,332,459	1,360,851	1,499,177	1,360,126	1,362,074	1,365,883	1,504,318	1,236,547	1,375,888	1,383,468	1,389,027	1,393,026	16,562,843
009	Kentucky Division	4030	Depreciation Expense	30007	Depr Exp-General Plant	59,470	63,204	68,547	58,946	58,297	58,842	59,053	59,226	59,916	59,876	59,893	54,850	720,120
009	Kentucky Division	4030	Depreciation Expense	30031	Vehicle Depreciation	800	800	800	806	806	806	806	806	806	806	806	806	9,654
009	Kentucky Division	4030	Depreciation Expense	30032	Vehicle Depreciation Capitalized	(469)	(465)	(468)	(693)	(693)	(693)	(693)	(479)	16,411	(485)	(472)	(475)	10,326
009	Kentucky Division	4030	Depreciation Expense	30061	Tools & Shop Depreciation	31,734	31,734	34,289	32,134	32,134	32,083	32,606	32,606	32,613	32,613	32,613	33,851	391,011
009	Kentucky Division	4030	Depreciation Expense	30062	Tools & Shop Depreciation Capitalized	(18,582)	(18,457)	(20,039)	(27,636)	(27,636)	(27,591)	(28,041)	(19,360)	2,316	(19,643)	(19,105)	(19,967)	(243,741)
009	Kentucky Division	4030	Depreciation Expense	41124	Billing from SS - Taxes Other and Depr	78,817	77,455	90,525	77,848	77,894	77,216	77,187	74,391	75,224	75,443	77,825	83,828	943,653
009	Kentucky Division	4030	Depreciation Expense	41129	Billing from CSC - Depr & Taxes Other	49,549	49,556	49,556	48,525	48,545	46,206	46,219	46,250	46,262	46,255	46,284	46,756	569,963
009	Kentucky Division	4060	Amortization of gas plant acquisition adjustments	09344	Depr & Taxes Other Expense	4,179	4,179	4,179	4,109	4,109	4,109	4,109	4,109	4,109	4,109	4,109	4,109	49,514
009	Kentucky Division	4081	Taxes other than income taxes, utility operating income	01210	Fica Load	22,603	17,629	23,212	20,573	51,204	59,703	26,864	24,199	24,691	17,980	56,743	26,794	372,196
009	Kentucky Division	4081	Taxes other than income taxes, utility operating income	01211	Futa Load	13	19	34	18	33	29	1,917	339	11	11	86	54	2,565
009	Kentucky Division	4081	Taxes other than income taxes, utility operating income	01212	Suta Load	4	6	14	11	12	12	587	321	45	3	22	19	1,057
009	Kentucky Division	4081	Taxes other than income taxes, utility operating income	01213	Fica Load Accrual	(2,845)	1,152	3,673	738	23,498	(25,892)	795	144	1,456	(1,557)	(1,331)	(2,759)	(2,927)
009	Kentucky Division	4081	Taxes other than income taxes, utility operating income	01214	Futa Load Accrual	(3)	5	8	(6)	12	(18)	762	(614)	(147)	1	8	(1)	7
009	Kentucky Division	4081	Taxes other than income taxes, utility operating income	01215	Suta Load Accrual	(1)	2	4	(1)	2	(6)	233	(90)	(122)	(21)	2	1	2
009	Kentucky Division	4081	Taxes other than income taxes, utility operating income	01256	Payroll Tax Projects	-	-	-	-	-	-	-	211	92	(303)	-	-	-
009	Kentucky Division	4081	Taxes other than income taxes, utility operating income	09345	Taxes Other Than Inc Tax	25,018	27,882	12,819	144,624	(137,823)	26,381	21,435	19,642	17,954	23,682	20,745	17,698	220,659
009	Kentucky Division	4081	Taxes other than income taxes, utility operating income	30101	Ad Valorem - Accrual	851,630	851,630	(648,370)	1,006,340	1,006,340	1,006,340	1,107,840	107,840	1,107,840	1,107,840	1,107,840	1,107,840	9,720,950
009	Kentucky Division	4081	Taxes other than income taxes, utility operating income	30107	City Franchise	-	233	95	-	85	427	95	-	82	89	49	-	1,155
009	Kentucky Division	4081	Taxes other than income taxes, utility operating income	30108	Dot Transmission User Tax	5,810	5,810	5,810	5,654	5,654	5,654	5,654	5,654	5,654	67,477	13,385	13,385	145,602
009	Kentucky Division	4081	Taxes other than income taxes, utility operating income	30112	Public Serv Comm Assessment	25,148	25,148	25,148	25,148	25,148	25,148	25,148	25,148	25,148	25,148	25,148	25,148	301,778
009	Kentucky Division	4081	Taxes other than income taxes, utility operating income	30181	Other Indirect Tax Expense	-	-	-	-	-	-	-	-	-	-	-	10	10
009	Kentucky Division	4081	Taxes other than income taxes, utility operating income	41129	Billing from CSC - Depr & Taxes Other	16,031	17,560	12,307	14,579	13,190	15,155	20,767	15,546	15,634	16,311	22,874	7,359	187,312
009	Kentucky Division	4081	Taxes other than income taxes, utility operating income	41130	Billing for SS Depr & Taxes Other	26,108	24,525	18,806	19,504	40,692	13,443	27,331	21,967	21,765	22,787	33,520	10,614	281,064
009	Kentucky Division	4091	Income taxes, utility operating income	30201	Federal Income Taxes	-	-	4,675,131	-	-	62,065	-	-	970,812	-	-	269,302	5,977,310
009	Kentucky Division	4091	Income taxes, utility operating income	30202	State Income Taxes	-	-	593,092	-	-	(156,475)	-	-	(296,396)	-	-	60,682	200,903
009	Kentucky Division	4101	Provision for deferred income taxes	30201	Federal Income Taxes	-	-	(2,432,046)	-	-	(2,133,740)	-	-	1,055,424	-	-	991,443	(2,518,919)
009	Kentucky Division	4101	Provision for deferred income taxes	30202	State Income Taxes	-	-	(1,576,411)	-	-	17,439,963	-	-	1,165,145	-	-	125,048	17,153,745
009	Kentucky Division	4101	Provision for deferred income taxes	30208	Amortization of Excess Deferred	(557,931)	(557,931)	(557,931)	(557,931)	(557,931)	(557,931)	(557,931)	(557,931)	(557,932)	(557,931)	(557,931)	(557,930)	(6,695,173)
009	Kentucky Division	4170	Revenues from nonutility operations	30526	Misc Other Revenue	(3,025)	(3,075)	(3,025)	(3,075)	(3,075)	(3,125)	(3,125)	(3,150)	(3,125)	(3,150)	(3,175)	(3,175)	(37,300)
009	Kentucky Division	4190	Interest and dividend income	41134	Billed from SS - Below the line	(397)	3,281	3,666	(57,693)	(48,406)	(57,999)	(47,129)	(46,011)	(44,077)	(37,018)	(51,072)	(78,774)	(461,630)
009	Kentucky Division	4191	Allowance for other funds used during construction	00000	Default	(106,965)	(96,052)	(41,734)	(13,456)	(22,758)	(31,633)	(32,597)	(36,603)	(38,385)	(37,255)	(45,514)	(51,840)	(554,792)
009	Kentucky Division	4210	Miscellaneous nonoperating income	30607	Incentive Rates Income	(296,141)	(310,168)	(308,579)	(300,328)	(284,463)	(305,134)	(328,103)	(168,569)	(121,720)	(462,674)	(416,350)	(391,670)	(3,693,899)
009	Kentucky Division	4210	Miscellaneous nonoperating income	41134	Billed from SS - Below the line	-	-	(3,435)	(1)	-	-	-	-	-	-	-	-	(3,437)
009	Kentucky Division	4211	Gain on Disposition of Property	30557	Gain or loss on disposition of leased propei	-	-	-	-	-	0	0	-	-	-	-	-	0
009	Kentucky Division	4211	Gain on Disposition of Property	41136	Billed from HQ - Below the line	-	-	-	-	-	-	-	0	-	-	-	-	0
009	Kentucky Division	4261	Donations	30702	FSTC- Kids (Miscellaneous)	9,250	17,514	3,493	4,750	8,500	5,000	-	2,860	250	2,600	5,800	-	60,018
009	Kentucky Division	4261	Donations	30703	FSTC-Neighbors (Agency Programs)	1,000	-	-	-	-	-	-	2,500	-	-	-	-	3,500
009	Kentucky Division	4261	Donations	30705	FSTC- Neighbors (Health)	-	16,000	-	1,500	-	-	-	500	-	-	3,000	-	21,000
009	Kentucky Division	4261	Donations	30706	FSTC-Neighbors (Museum & Arts)	2,750	-	-	-	2,000	3,500	-	-	-	1,000	6,500	-	15,750
009	Kentucky Division	4261	Donations	30710	FSTC-Neighbors (Kids/Youth Welfare)	-	800	-	-	-	4,000	-	830	5,500	2,500	-	-	13,630
009	Kentucky Division	4261	Donations	30711	FSTC-Neighbors (Energy Assistance)	-	18,822	85,500	-	188,758	200,000	3,267	-	135,593	-	-	-	631,940
009	Kentucky Division	4261	Donations	30713	FSTC-Neighbors (Disaster Relief)	-	-	-	-	-	-	1,500	-	-	-	-	-	1,500
009	Kentucky Division	4261	Donations	30736	FSTC- Neighbors Miscellaneous	8,139	139,900	(4,000)	4,250	20,850	36,982	8,545	12,550	6,850	27,350	7,425	20,500	289,341
009	Kentucky Division	4261	Donations	41134	Billed from SS - Below the line	-	1,613	31,669	10,338	812	21,094	8,054	1,128	9,431	16,151	7,280	-	107,569
009	Kentucky Division	4261	Donations	41136	Billed from HQ - Below the line	-	-	2,544	-	(2,467)	-	-	-	-	-	-	315	392
009	Kentucky Division	4263	Penalties	30118	Penalty - Interest	16,000	44,000	32,000	(4,000)	12,000	-	16,000	20,000	13,072	4,000	-	20,000	173,072
009	Kentucky Division	4263	Penalties	41134	Billed from SS - Below the line	-	4,764	215	145	53	2,635	-	(4,477)	-	-	(2,648)	-	687
009	Kentucky Division	4264	Civic, Political and Related	01000	Non-project Labor	493	493	493	501	508	762	508	508	508	508	762	516	6,560
009	Kentucky Division	4264	Civic, Political and Related	01008	Expense Labor Accrual	25	74	25	54	55	(229)	76	25	25	51	(178)	2	6
009	Kentucky Division	4264	Civic, Political and Related	01202	Pension Benefits Load	17	19	17	14	15	14	15	14	14	15	15	13	182
009	Kentucky Division	4264	Civic, Political and Related	01203	OPEB Benefits Load	9	10	9	7	7	7	8	7	7	7	8	7	94
009	Kentucky Division	4264	Civic, Political and Related	01221	Workers Comp Benefits Load	5	5	5	4	4	4	4	4	4	4	4	4	49
009	Kentucky Division	4264	Civic, Political and Related	01251	Medical Benefits Load	93	102	93	104	106	101	110	101	101	105	110	98	1,224
009	Kentucky Division	4264	Civic, Political and Related	01257	ESOP Benefits Load	21	23	21	21	21	20	22	20	20	21	22	19	251
009	Kentucky Division	4264	Civic, Political and Related	01263	RSP FACC Benefits Load	7	8	7	8	8	8	8	8	8	8	8	7	93
009	Kentucky Division	4264	Civic, Political and Related	01266	Life Benefits Load	1	1	1	1	1	1	1	1	1	1	1	1	15
009	Kentucky Division	4264	Civic, Political and Related	01269	LTD Benefits Load	3	4	3	4	4	4	4	4	4	4	4	3	43
009	Kentucky Division	4264	Civic, Political and Related	01294	NSC-OPEB Benefits Load	(88)	(97)	(88)	(88)	(90)	(85)	(93)	(85)	(85)	(89)	(93)	(82)	(1,063)
009	Kentucky Division	4264	Civic, Political and Related	01297	NSC-Pension Benefits Load	(10)	(11)	(10)	(7)	(7)	(6)	(7)	(6)	(6)	(7)	(7)	(6)	(90)
009	Kentucky Division	4264	Civic, Political and Related	04022	Promo Sales, Misc	-	-	-	-	-	-	-	-	-	40	5	-	45
009	Kentucky Division	4264	Civic, Political and Related	04040	Community Rel&Trade Shows	-	-	-	-	-	-	-	-	-	-	-	1	1
009	Kentucky Division	4264	Civic, Political and Related	05010	Office Supplies	-	-	-	-	-	-	-	1	-	-	4	6	11
009	Kentucky Division	4264	Civic, Political and Related	05411	Meals and Entertainment	9	3	28	-	5	14	67	117	101	15	24	78	462
009	Kentucky Division	4264	Civic, Political and Related	05413	Transportation	63	-	98	-	43	33	110	421	54	131	91	320	1,366
009	Kentucky Division	4264	Civic, Political and Related	05414	Lodging	29	-	50	-	16	-	39	210	32	8	-	124	508
009	Kentucky Division	4264	Civic, Political and Related	05415	Membership Fees	-	-	-	-	-	-	-	-	2	-	-	-	2
009	Kentucky Division	4264	Civic, Political and Related	30737	Political Activities	3,514	3,000	3,000	3,000	3,000	3,000	3,000	3,000	3,000	3,000	3,000	3,000	36,514
009	Kentucky Division	4264	Civic, Political and Related	41134	Billed from SS - Below the line	648	666	1,024	680	625	590	528	4,334	1,861	619	614	591	12,780
009	Kentucky Division	4264	Civic, Political and Related	41136	Billed from HQ - Below the line	1,069	965	921	1,584	1,122	819	985	805	1,145	902	1,310	1,007	12,633
009	Kentucky Division	4265	Other deductions	04040	Community Rel&Trade Shows	-	4,756	-	2,500	-	145	-	-	-	-	53	-	7,454
009	Kentucky Division	4265	Other deductions	04046	Customer Relations & Assist	-	-	-	-	-	-	-	-	-	-	167	-	167
009	Kentucky Division	4265	Other deductions	05411	Meals and Entertainment	2,905	1,556	5,255	1,555	1,052	1,224	3,502	4,426	2,027	94	17,049	2,053	42,699
009	Kentucky Division	4265	Other deductions	07495	Employee Broadcast and Publication	330	-	-	-	-	-	-	-	-	-	-	-	330
009	Kentucky Division	4265	Other deductions	07499	Misc Employee Welfare Exp	710	-	160	74	1,257	50	1,769	109	134	177	-	1,174	5,614
009	Kentucky Division	4265	Other deductions	07520	Do Not Use - Donations	-	197	1,062	264	73	1,829	1,660	-	87	250	160	-	5,582
009	Kentucky Division	4265	Other deductions	07590	Misc General Expense	12,063	7,620	1,891	39,640	4,249	4,500	13,545	2,795	13,075	11,341	15,172	15,535	141,425
009	Kentucky Division	4265	Other deductions	30740	Misc Income Deductions	-	-	600	100	-	249	116	300	-	-	258	-	1,623
009	Kentucky Division	4265	Other deductions	30743	Entertainment & Sports Events	9,000	400	4,597	-	161	-	150	1,691	13	8,094	94,207	687	119,000
009	Kentucky Division	4265	Other deductions	41134	Billed from SS - Below the line	6,459	6,527	18,261	8,007	5,948	(3,854)	5,951	4,998	4,325	6,054	4,467	6,514	73,657
009	Kentucky Division	4265	Other deductions	41136	Billed from HQ - Below the line	1,958	2,506	2,898	16,184	2,371	16,782	4,113	8,613	8,534	2,125	6,429	1,116	73,628
009	Kentucky Division	4270	Interest on long-Term debt	41134	Billed from SS - Below the line	845,246	845,246	845,246	856,363	906,049	911,709	900,389	906,049	906,049	906,049	906,049	925,437	10,659,980
009	Kentucky Division	4280	Amortization of debt discount and expense	41134	Billed from SS - Below the line	13,344	13,344	13,344	12,174	12,174	12,174	19,720	14,060	14,060	14,060	14,060	14,060	166,576
009	Kentucky Division	4280	Amortization of debt discount and expense	41136	Billed from HQ - Below the line	330	330	330	320	320	320	320	320	320	320	320	320	3,867
009	Kentucky Division	4281	Amortization of loss on reacquired debt	41134	Billed from SS - Below the line	558	558	558	509	509	509	509	509	509	509	509	509	6,257
009	Kentucky Division	4290	Amortization of debt premium	41134	Billed from SS - Below the line	(1,188)	(1,188)	(1,188)	(1,084)	(1,084)	(1,084)	(1,084)	(1,084)	(1,084)	(1,084)	(1,084)	(1,084)	(13,320)
009	Kentucky Division	4310	Other interest expense	30118	Penalty - Interest	-	-	-	-	-	22,562	-	-	22,562	-	-	22,562	67,686
009	Kentucky Division	4310	Other interest expense	30119	Cust Deps-By Acct/Div	3,120	2,957	2,433	2,170	1,836	2,439	3,389	2,333	3,376	2,680	2,838	2,451	32,023
009	Kentucky Division	4310	Other interest expense	30157	Int on Taxes	19,841	3,645	(0)	(0)	0	0	(0)	9,586	(0)	(1)	-	0	33,071
009	Kentucky Division	4310	Other interest expense	41134	Billed from SS - Below the line	14,102	26,337	94,954	28,057	12,565	7,724	12,791	12,324	14,890	15,307	15,665	17,179	271,895
009	Kentucky Division	4320	Allowance for borrowed funds used during construction	00000	Default	(28,679)	(27,916)	(12,064)	(3,739)	(6,323)	(8,748)	(9,015)	(10,123)	(10,832)	(10,513)	(12,844)	(14,770)	(155,566)
009	Kentucky Division	4800	Residential sales	31101	Gas Rev-Dist Inc	(253,835)	(222,300)	(251,641)	(325,548)	(925,007)	(1,882,819)	(3,087,906)	(2,791,618)	(1,634,458)	(1,187,794)	(483,263)	(287,565)	(13,333,753)
009	Kentucky Division	4800	Residential sales	31108	Gas Rev-Dist Inc. Base Charges	(3,047,240)	(3,050,004)	(3,029,458)	(3,050,942)	(3,081,218)	(3,104,451)	(3,124,245)	(3,126,273)	(3,122,317)	(3,119,018)	(3,101,197)	(3,083,510)	(37,039,873)
009	Kentucky Division	4800	Residential sales	31128	Gas Cost Adjustment Surcharge	(710,681)	(445,340)	(505,216)	(653,035)	(2,312,452)	(4,707,565)	(7,720,604)	(6,363,871)	(3,725,591)	(2,707,517)	(1,007,378)	(599,824)	(31,459,075)
009	Kentucky Division	4800	Residential sales	31183	Surcharge revenue	227,830	(12,369)	(14,348)	(45,604)	(148,917)	(303,275)	(497,371)	(449,638)	(263,257)	(191,293)	(77,637)	(46,088)	(1,821,968)
009	Kentucky Division	4800	Residential sales	31195	WNA	(149)	14	(41)	(16)	(230,295)	(244,993)	(92,078)	(479,256)	(752,074)	(263,482)	95	25	(2,062,250)
009	Kentucky Division	4805	Unbilled Residential Revenue	31101	Gas Rev-Dist Inc	(7,921)	525	9,499	(292,310)	(749,071)	(280,060)	(507,043)	706,762	258,887	665,977	175,806	9,767	(9,182)

Atmos Energy Corporation - Kentucky/Mid-States (Co 050)
Trial Balance - Income Statement Accounts
For the Twelve Months Ending June 30, 2024

Division	Division Description	Account	Account Description	Sub Account	Sub Account Description	JUL-23	AUG-23	SEP-23	OCT-23	NOV-23	DEC-23	JAN-24	FEB-24	MAR-24	APR-24	MAY-24	JUN-24	TOTAL
												(0)						
009	Kentucky Division	4805	Unbilled Residential Revenue	31108	Gas Rev-Dist Inc. Base Charges	9,149	5,847	9,988	3,532	(2,769)	(5,964)	(10,943)	(8,531)	(5,143)	(2,847)	1,283	4,285	(2,113)
009	Kentucky Division	4805	Unbilled Residential Revenue	31128	Gas Cost Adjustment Surcharge	82,687	997	18,011	(662,666)	(1,613,063)	(603,087)	(719,471)	1,387,498	508,240	1,362,141	315,624	17,535	94,446
009	Kentucky Division	4805	Unbilled Residential Revenue	31195	WNA	-	-	-	(116,962)	106,114	(226,045)	295,850	(423,494)	276,995	87,542	-	-	-
009	Kentucky Division	4811	Commercial Revenue-Banner	31101	Gas Rev-Dist Inc	(239,803)	(206,677)	(286,521)	(353,586)	(510,182)	(914,249)	(1,506,164)	(1,350,448)	(811,907)	(607,828)	(321,974)	(252,443)	(7,361,781)
009	Kentucky Division	4811	Commercial Revenue-Banner	31108	Gas Rev-Dist Inc. Base Charges	(1,170,315)	(1,168,867)	(1,161,479)	(1,173,171)	(1,202,662)	(1,221,356)	(1,240,557)	(1,238,759)	(1,237,022)	(1,235,975)	(1,215,715)	(1,192,417)	(14,458,296)
009	Kentucky Division	4811	Commercial Revenue-Banner	31128	Gas Cost Adjustment Surcharge	(696,597)	(429,275)	(621,804)	(782,874)	(1,323,548)	(2,369,993)	(3,951,773)	(3,216,535)	(1,907,736)	(1,426,041)	(692,848)	(545,267)	(17,964,289)
009	Kentucky Division	4811	Commercial Revenue-Banner	31183	Surcharge revenue	75,545	(7,845)	(11,940)	(33,947)	(60,312)	(107,963)	(177,992)	(159,534)	(95,947)	(71,833)	(38,039)	(29,856)	(719,663)
009	Kentucky Division	4811	Commercial Revenue-Banner	31195	WNA	93	2	(22)	10	(101,175)	(101,379)	(26,981)	(223,640)	(307,049)	(108,680)	(902)	69	(869,654)
009	Kentucky Division	4812	Industrial Revenue-Banner	31101	Gas Rev-Dist Inc	(29,616)	(36,983)	(37,854)	(41,376)	(74,487)	(115,054)	(173,602)	(161,218)	(112,398)	(86,635)	(92,470)	(41,752)	(1,003,443)
009	Kentucky Division	4812	Industrial Revenue-Banner	31108	Gas Rev-Dist Inc. Base Charges	(16,593)	(16,345)	(16,520)	(16,644)	(16,798)	(16,478)	(16,478)	(16,974)	(17,072)	(16,940)	(16,869)	(16,721)	(200,433)
009	Kentucky Division	4812	Industrial Revenue-Banner	31128	Gas Cost Adjustment Surcharge	(97,421)	(101,582)	(86,979)	(95,930)	(206,218)	(341,577)	(534,766)	(454,160)	(297,654)	(225,432)	(257,720)	(97,150)	(2,796,589)
009	Kentucky Division	4812	Industrial Revenue-Banner	31183	Surcharge revenue	8,450	(1,076)	(1,343)	(3,212)	(8,161)	(12,488)	(19,436)	(18,075)	(12,073)	(9,083)	(9,371)	(4,000)	(89,870)
009	Kentucky Division	4812	Industrial Revenue-Banner	31195	WNA	-	-	-	-	(2)	(11)	(25)	13	(65)	(19)	-	-	(109)
009	Kentucky Division	4815	Unbilled Comm Revenue	31101	Gas Rev-Dist Inc	(6,171)	1,351	8,870	(107,453)	(275,159)	(153,825)	(200,478)	293,399	126,729	254,046	45,367	9,044	(4,280)
009	Kentucky Division	4815	Unbilled Comm Revenue	31108	Gas Rev-Dist Inc. Base Charges	7,524	6,699	7,194	2,475	(3,762)	(6,468)	(9,636)	(7,788)	(4,389)	(2,442)	2,178	5,148	(3,267)
009	Kentucky Division	4815	Unbilled Comm Revenue	31128	Gas Cost Adjustment Surcharge	79,287	2,737	17,965	(289,433)	(647,613)	(362,043)	(295,481)	629,539	271,918	577,030	89,018	17,747	90,671
009	Kentucky Division	4815	Unbilled Comm Revenue	31195	WNA	-	-	-	(41,230)	37,250	(91,231)	118,747	(167,747)	113,073	31,138	-	-	(0)
009	Kentucky Division	4816	Unbilled Industrial Revenue	31215	CB Gas Rev-Dist Inc	(1,036)	(2,642)	690	(4,090)	(7,776)	913	2,552	(4,271)	1,140	(5,056)	8,796	3,237	(7,544)
009	Kentucky Division	4816	Unbilled Industrial Revenue	31216	CB Gas Rev-Dist Inc Base Charges	-	(66)	-	-	66	(198)	-	132	-	-	(66)	66	(66)
009	Kentucky Division	4816	Unbilled Industrial Revenue	31217	CB Gas Cost Adjustment Surcharge	(3,417)	5,081	1,518	(11,771)	(27,600)	2,575	6,940	(3,212)	2,320	(16,685)	31,514	6,904	(5,833)
009	Kentucky Division	4820	Other Sales to Public Authorities	31101	Gas Rev-Dist Inc	(37,670)	(34,478)	(38,270)	(53,001)	(90,526)	(149,618)	(233,971)	(218,251)	(135,769)	(102,481)	(66,906)	(41,742)	(1,202,684)
009	Kentucky Division	4820	Other Sales to Public Authorities	31108	Gas Rev-Dist Inc. Base Charges	(98,114)	(98,274)	(98,560)	(99,160)	(99,047)	(99,178)	(99,968)	(99,079)	(99,349)	(98,947)	(99,493)	(97,619)	(1,186,787)
009	Kentucky Division	4820	Other Sales to Public Authorities	31128	Gas Cost Adjustment Surcharge	(111,306)	(77,377)	(71,157)	(110,765)	(228,422)	(388,550)	(622,404)	(530,766)	(320,716)	(240,415)	(148,655)	(90,944)	(2,941,477)
009	Kentucky Division	4820	Other Sales to Public Authorities	31183	Surcharge revenue	14,071	(1,186)	(1,601)	(4,350)	(10,688)	(17,694)	(27,670)	(25,811)	(16,056)	(12,119)	(7,912)	(4,937)	(115,953)
009	Kentucky Division	4820	Other Sales to Public Authorities	31195	WNA	(229)	-	107	-	(15,944)	(17,455)	(9,037)	(29,451)	(53,291)	(19,426)	(2,300)	39	(146,986)
009	Kentucky Division	4825	Unbilled Public Authority Revenue	31101	Gas Rev-Dist Inc	(1,057)	50	1,252	(20,559)	(51,285)	(21,442)	(35,115)	48,313	18,228	45,674	15,343	1,202	604
009	Kentucky Division	4825	Unbilled Public Authority Revenue	31108	Gas Rev-Dist Inc. Base Charges	330	132	231	66	(99)	(99)	(165)	-	(33)	-	33	165	561
009	Kentucky Division	4825	Unbilled Public Authority Revenue	31128	Gas Cost Adjustment Surcharge	11,961	103	2,535	(54,126)	(120,704)	(50,465)	(52,314)	103,663	39,111	104,178	30,105	2,360	16,407
009	Kentucky Division	4825	Unbilled Public Authority Revenue	31195	WNA	-	-	-	(8,454)	7,695	(16,060)	20,976	(30,695)	20,195	6,343	-	-	-
009	Kentucky Division	4870	Forfeited discounts	31201	Late Fee	-	-	-	-	-	-	-	(27,026)	(26,264)	(19,782)	(14,419)	(11,956)	(99,447)
009	Kentucky Division	4880	Miscellaneous service revenues	31301	Misc Service Revenue	(8,490)	80,093	(4,212)	(9,928)	(8,550)	(4,906)	(5,587)	(4,026)	(4,332)	(3,439)	(3,844)	(3,004)	19,775
009	Kentucky Division	4893	Revenue-Transportation Distribution	31101	Gas Rev-Dist Inc	(1,391,421)	(1,389,923)	(1,311,849)	(1,353,378)	(1,582,555)	(1,654,813)	(1,703,746)	(1,990,966)	(1,720,556)	(1,682,941)	(1,525,427)	(1,474,902)	(18,782,478)
009	Kentucky Division	4893	Revenue-Transportation Distribution	31108	Gas Rev-Dist Inc. Base Charges	(116,950)	(118,140)	(117,470)	(117,620)	(117,620)	(118,810)	(118,290)	(117,845)	(119,330)	(118,885)	(118,885)	(118,365)	(1,418,210)
009	Kentucky Division	4893	Revenue-Transportation Distribution	31183	Surcharge revenue	54,765	(29,587)	(28,801)	(29,975)	(74,932)	(79,093)	(80,627)	(92,431)	(80,669)	(78,181)	(71,639)	(70,036)	(661,205)
009	Kentucky Division	4893	Revenue-Transportation Distribution	31215	CB Gas Rev-Dist Inc	44,727	37,669	(43,600)	(274,170)	(77,873)	(44,628)	(303,356)	283,498	(334,567)	555,249	53,042	67,510	(36,500)
009	Kentucky Division	4893	Revenue-Transportation Distribution	31216	CB Gas Rev-Dist Inc Base Charges	(100)	100	(200)	-	(1,340)	570	570	(1,710)	445	-	570	1,315	220
009	Kentucky Division	8010	Natural gas field line purchases	04751	Gas Purchases	9,514	14,167	14,598	11,071	11,281	4,526	2,336	423	390	881	3,865	3,421	76,473
009	Kentucky Division	8040	Natural gas city gate purchases	04740	Cashouts	(23,608)	(333,112)	(4,187)	(137,835)	(303,970)	22,949	180,608	(109,127)	20,080	(1,006,437)	1,005,402	(63,468)	(752,704)
009	Kentucky Division	8040	Natural gas city gate purchases	04751	Gas Purchases	3,295,545	3,799,823	3,787,052	3,952,365	4,783,395	2,483,985	2,891,261	5,627,148	795,526	40,009	2,006,510	2,511,921	35,974,540
009	Kentucky Division	8040	Natural gas city gate purchases	04774	Capacity Release	(404,785)	(404,785)	(404,785)	(404,785)	(404,785)	(125,000)	(125,000)	(125,000)	(125,000)	(125,000)	(125,000)	(125,000)	(2,898,923)
009	Kentucky Division	8050	Other purchases	04800	Reimbursement for Gas Loss	(1,381)	(1,052)	(3,083)	(2,644)	(3,251)	(371)	(854)	(721)	(1,099)	(538)	(1,110)	(2,865)	(18,969)
009	Kentucky Division	8051	PGA for Residential	04775	PGA Recoveries	711,111	445,353	505,226	653,145	2,312,473	4,707,636	7,720,128	6,363,458	3,725,218	2,707,263	1,007,186	599,709	31,457,907
009	Kentucky Division	8052	PGA for Commercial	04775	PGA Recoveries	696,632	429,297	621,825	782,874	1,323,535	2,370,099	3,952,614	3,217,649	1,908,462	1,426,521	693,114	545,420	17,968,041
009	Kentucky Division	8053	PGA for Industrial	04775	PGA Recoveries	97,366	101,546	86,946	95,902	206,156	341,387	534,300	453,404	297,282	225,282	257,646	97,110	2,794,327
009	Kentucky Division	8054	PGA for Public Authorities	04775	PGA Recoveries	111,308	77,379	71,160	110,767	228,427	388,577	622,566	530,933	320,793	240,455	148,658	90,946	2,941,970
009	Kentucky Division	8058	Unbilled PGA Cost	04819	Unbilled PGA-Res	(82,687)	(997)	(18,011)	662,666	1,613,063	603,087	719,471	(1,387,498)	(508,240)	(1,362,141)	(315,624)	(17,535)	(94,446)
009	Kentucky Division	8058	Unbilled PGA Cost	04820	Unbilled PGA-Comm	(79,287)	(2,737)	(17,965)	289,433	647,613	362,043	295,481	(629,539)	(271,918)	(577,030)	(89,018)	(17,747)	(90,671)
009	Kentucky Division	8058	Unbilled PGA Cost	04821	Unbilled PGA-Ind	3,417	(5,081)	(1,518)	11,771	27,600	(2,575)	(6,940)	3,212	(2,320)	16,685	(31,514)	(6,904)	5,833
009	Kentucky Division	8058	Unbilled PGA Cost	04822	Unbilled PGA-PA	(11,961)	(103)	(2,535)	54,126	120,704	50,465	52,314	(103,663)	(39,111)	(104,178)	(30,105)	(2,360)	(16,407)
009	Kentucky Division	8059	PGA Offset to Unrecovered Gas Cost	04775	PGA Recoveries	(1,618,019)	(1,811,477)	(2,158,407)	(2,574,622)	(3,815,031)	(6,857,145)	(8,676,794)	(13,579,546)	(8,298,361)	(5,458,963)	(4,696,904)	(1,473,753)	(61,019,021)
009	Kentucky Division	8060	Exchange gas	04776	Imbalances	(1,491,710)	(1,231,311)	(1,301,290)	(829,429)	(600,454)	269,680	1,175,391	1,463,290	1,130,452	935,817	(6,733)	(1,205,146)	(1,691,443)
009	Kentucky Division	8081	Gas withdrawn from storage-Debit	04756	Storage Injection/Withdrawal	-	-	-	-	3,792	1,872,669	2,057,298	4,173,242	4,167,729	3,184,081	22,720	-	15,481,532
009	Kentucky Division	8082	Gas delivered to storage-Credit	04756	Storage Injection/Withdrawal	(1,371,478)	(1,680,164)	(1,576,625)	(1,628,714)	(1,761,530)	(72,623)	(11,970)	(10,539)	(29,777)	(2,200)	(306,312)	(1,390,229)	(9,842,162)
009	Kentucky Division	8120	Gas used for other utility operations-Credit	04801	Company Used Gas	(2,222)	(1,334)	(805)	(891)	(3,123)	(4,593)	(13,502)	(25,471)	(19,513)	(13,916)	(10,931)	(6,272)	(102,575)
009	Kentucky Division	8120	Gas used for other utility operations-Credit	04802	PGA Recoverable Company Used Gas	5,151	1,210	724	666	2,019	5,106	13,183	20,592	19,850	13,252	10,078	7,896	99,727
009	Kentucky Division	8160	Wells expenses	01000	Non-project Labor	8,044	3,723	6,590	1,786	1,868	2,618	1,507	1,729	302	-	2,376	1,102	31,644
009	Kentucky Division	8160	Wells expenses	01008	Expense Labor Accrual	1,692	(738)	1,620	(2,223)	236	(871)	166	175	(627)	(151)	396	(120)	(445)
009	Kentucky Division	8160	Wells expenses	02005	Non-Inventory Supplies	240	2,545	111	127	3,602	2,762	1,054	2,744	114	-	510	308	14,117
009	Kentucky Division	8160	Wells expenses	05420	Employee Development	-	-	-	-	-	-	-	-	-	-	-	882	882
009	Kentucky Division	8160	Wells expenses	06111	Contract Labor	-	10,000	59,060	12,540	-	-	-	1,320	660	779	-	745	85,104
009	Kentucky Division	8160	Wells expenses	07590	Misc General Expense	-	-	-	-	-	-	1,272	-	-	-	100	-	1,372
009	Kentucky Division	8170	Lines expenses	01000	Non-project Labor	-	155	-	287	281	769	851	2,064	167	-	1,491	710	6,776
009	Kentucky Division	8170	Lines expenses	01008	Expense Labor Accrual	(102)	70	(70)	172	24	(68)	212	588	(845)	(84)	249	(71)	75
009	Kentucky Division	8170	Lines expenses	02005	Non-Inventory Supplies	256	1,053	129	676	262	1,496	404	1,160	923	612	420	180	7,571
009	Kentucky Division	8170	Lines expenses	04582	Building Maintenance	-	-	-	-	-	-	-	-	-	424	-	-	424
009	Kentucky Division	8170	Lines expenses	04590	Utilities	167	182	175	174	152	162	196	213	189	169	179	168	2,125
009	Kentucky Division	8180	Compressor station expenses	01000	Non-project Labor	1,581	2,954	2,458	1,678	1,178	1,580	1,936	1,133	2,155	4,629	6,324	1,326	28,931
009	Kentucky Division	8180	Compressor station expenses	01008	Expense Labor Accrual	97	855	(101)	(222)	(182)	(561)	511	(265)	568	1,700	(1,723)	(722)	(46)
009	Kentucky Division	8180	Compressor station expenses	02005	Non-Inventory Supplies	544	(504)	405	-	-	423	-	-	648	218	-	68	1,802
009	Kentucky Division	8180	Compressor station expenses	04590	Utilities	98	76	82	79	82	82	82	82	141	102	64	84	1,053
009	Kentucky Division	8180	Compressor station expenses	04599	Capitalized Utility Costs	(88)	(69)	(74)	(68)	(70)	(70)	(70)	(70)	(121)	(88)	(55)	(72)	(916)
009	Kentucky Division	8180	Compressor station expenses	07609	Utility Cap Accrual	-	-	-	-	-	-	-	-	-	-	-	-	-
009	Kentucky Division	8190	Compressor station fuel and power	04590	Utilities	93	29	-	-	-	-	-	-	-	-	-	-	121
009	Kentucky Division	8200	Storage-Measuring and regulating station expenses	01000	Non-project Labor	256	-	69	-	-	-	-	122	-	57	-	-	504
009	Kentucky Division	8200	Storage-Measuring and regulating station expenses	01008	Expense Labor Accrual	77	(77)	35	(35)	-	-	-	55	(55)	34	(34)	-	-
009	Kentucky Division	8200	Storage-Measuring and regulating station expenses	02005	Non-Inventory Supplies	-	-	-	-	312	1,738	435	2,041	379	53	-	-	4,958
009	Kentucky Division	8200	Storage-Measuring and regulating station expenses	04590	Utilities	103	98	52	133	92	113	151	173	195	160	143	114	1,526
009	Kentucky Division	8200	Storage-Measuring and regulating station expenses	07590	Misc General Expense	-	-	-	-	-	-	-	749	-	-	-	-	749
009	Kentucky Division	8210	Storage-Purification expenses	01000	Non-project Labor	-	159	810	-	2,493	9,167	12,695	15,536	645	-	-	-	41,505
009	Kentucky Division	8210	Storage-Purification expenses	01008	Expense Labor Accrual	(26)	71	333	(405)	1,745	(217)	3,550	1,913	(6,669)	(323)	-	-	(26)
009	Kentucky Division	8210	Storage-Purification expenses	02005	Non-Inventory Supplies	-	-	119	67	738	863	107	793	-	12	7,140	-	9,840
009	Kentucky Division	8210	Storage-Purification expenses	04590	Utilities	155	189	186	157	148	257	313	323	232	207	158	135	2,460
009	Kentucky Division	8250	Storage well royalties	04580	Building Lease/Rents Capitalized	(76)	-	(84)	(465)	-	-	(393)	(64)	-	(69)	(146)	-	(1,297)
009	Kentucky Division	8250	Storage well royalties	04581	Non 842 Building Lease/Rents	183	-	500	540	-	-	457	74	-	80	170	-	2,004
009	Kentucky Division	8250	Storage well royalties	04590	Utilities	125	111	77	82	133	481	826	1,432	1,243	750	500	147	5,907
009	Kentucky Division	8250	Storage well royalties	07603	Rent Cap Accrual	-	-	-	-	-	-	-	-	-	-	-	-	-
009	Kentucky Division	8310	Storage-Maintenance of structures and improvements	02005	Non-Inventory Supplies	-	30	-	40	-	15	-	-	-	-	-	-	85
009	Kentucky Division	8340	Maintenance of compressor station equipment	01000	Non-project Labor	719	1,814	3,507	2,857	2,232	3,820	1,718	3,143	4,732	3,646	4,842	1,227	34,259
009	Kentucky Division	8340	Maintenance of compressor station equipment	01008	Expense Labor Accrual	(305)	601	937	(39)	(152)	(926)	50	727	952	(178)	(1,381)	(500)	(214)
009	Kentucky Division	8410	Other storage expenses-Operation labor and expenses	01000	Non-project Labor	12,504	10,812	16,007	11,981	12,323	27,998	21,126	12,279	13,543	13,424	17,735	15,013	184,744
009	Kentucky Division	8410	Other storage expenses-Operation labor and expenses	01008	Expense Labor Accrual	150	1,114	3,138	(815)	1,437	(3,960)	3,784	(2,925)	1,246	1,283	(5,098)	798	152
009	Kentucky Division	8410	Other storage expenses-Operation labor and expenses	02001	Inventory Materials	462	-	-	343	1,804	302	769	79	23	-	-	406	4,188
009	Kentucky Division	8410	Other storage expenses-Operation labor and expenses	02004	Warehouse Loading Charge	21	-	-	17	9	3	8	1	0	-	-	4	63
009	Kentucky Division	8410	Other storage expenses-Operation labor and expenses	02005	Non-Inventory Supplies	-	-	-	-	-	-	22	-	-	-	-	-	22
009	Kentucky Division	8410	Other storage expenses-Operation labor and expenses	03003	Capitalized transportation costs	(108)	-	-	-	-	-	-	-	-	-	-	-	(108)
009	Kentucky Division	8410	Other storage expenses-Operation labor and expenses	03004	Vehicle Expense	259	-	-	-	-	-	-	-	-	-	-	-	259
009	Kentucky Division	8410	Other storage expenses-Operation labor and expenses	05411	Meals and Entertainment	63	18	113	-	16	550	-	12	156	-	610	318	1,856
009	Kentucky Division	8410	Other storage expenses-Operation labor and expenses	05413	Transportation	-	-	-	-	-	-	-	-	-	-	20	-	20
009	Kentucky Division	8410	Other storage expenses-Operation labor and expenses	05414	Lodging	506	-	206	-	178	134	-	372	190	-	559	314	2,459
009	Kentucky Division	8410	Other storage expenses-Operation labor and expenses	05415	Membership Fees	-	-	180	-	-	-	-	-	-	-	-	-	180
009	Kentucky Division	8410	Other storage expenses-Operation labor and expenses	05420	Employee Development	-	-	-	-	-	-	-	-	350	-	-	-	350

Atmos Energy Corporation - Kentucky/Mid-States (Co 050)
Trial Balance - Income Statement Accounts
For the Twelve Months Ending June 30, 2024

Division	Division Description	Account	Account Description	Sub Account	Sub Account Description	JUL-23	AUG-23	SEP-23	OCT-23	NOV-23	DEC-23	JAN-24	(0) FEB-24	MAR-24	APR-24	MAY-24	JUN-24	TOTAL
009	Kentucky Division	8410	Other storage expenses-Operation labor and expenses	07601	Vehicle Cap Accrual	-	-	-	-	-	-	-	-	-	-	-	-	-
009	Kentucky Division	8550	Other fuel & power for compressor stations	04590	Utilities	39	39	38	36	39	41	40	40	39	37	36	42	465
009	Kentucky Division	8560	Mains expenses	01000	Non-project Labor	7,615	1,628	7,613	22,415	18,152	15,486	2,301	9,259	10,239	8,456	11,342	8,631	123,138
009	Kentucky Division	8560	Mains expenses	01008	Expense Labor Accrual	78	(1,552)	3,074	9,643	(743)	(10,126)	(1,661)	3,247	953	(46)	(3,183)	267	(49)
009	Kentucky Division	8560	Mains expenses	02001	Inventory Materials	-	-	1,032	8,369	-	-	-	-	-	-	-	-	9,401
009	Kentucky Division	8560	Mains expenses	02004	Warehouse Loading Charge	-	-	10	418	-	-	-	-	-	-	-	-	429
009	Kentucky Division	8560	Mains expenses	02005	Non-Inventory Supplies	396	455	3,674	1,306	1,301	261	494	654	643	1,061	3,654	1,221	15,119
009	Kentucky Division	8560	Mains expenses	03003	Capitalized transportation costs	(95)	(292)	-	(39)	(2)	-	(5)	(59)	(7)	(7)	(24)	(247)	(777)
009	Kentucky Division	8560	Mains expenses	03004	Vehicle Expense	228	615	-	206	15	-	30	411	37	36	106	685	2,368
009	Kentucky Division	8560	Mains expenses	04302	Heavy Equipment	1,692	2,127	430	1,105	3,047	1,944	-	(666)	-	-	2,501	319	12,499
009	Kentucky Division	8560	Mains expenses	04307	Heavy Equipment Capitalized	(1,658)	(2,085)	(421)	(1,083)	(2,986)	(1,905)	-	652	-	-	(2,451)	(312)	(12,249)
009	Kentucky Division	8560	Mains expenses	04585	Railroad easements and crossings	-	-	-	-	-	-	-	-	-	87	-	-	87
009	Kentucky Division	8560	Mains expenses	04590	Utilities	1,745	2,480	1,001	2,712	2,548	2,004	2,057	1,437	2,234	2,093	2,249	2,087	24,645
009	Kentucky Division	8560	Mains expenses	04599	Capitalized Utility Costs	(1,074)	(1,623)	(547)	(2,332)	(2,191)	(1,723)	(1,769)	(1,236)	(1,921)	(1,874)	(1,934)	(1,795)	(20,019)
009	Kentucky Division	8560	Mains expenses	05111	Postage/Delivery Services	-	-	404	-	-	-	-	32	-	-	-	24	460
009	Kentucky Division	8560	Mains expenses	05377	Cell phone equipment and accessories	10	-	-	-	-	-	-	-	-	-	-	-	10
009	Kentucky Division	8560	Mains expenses	05399	Capitalized Telecom Costs	(6)	-	-	-	-	-	-	-	-	-	-	-	(6)
009	Kentucky Division	8560	Mains expenses	05411	Meals and Entertainment	11	95	109	110	-	-	-	-	85	-	205	87	703
009	Kentucky Division	8560	Mains expenses	05419	Misc Employee Expense	-	-	-	-	-	-	-	368	-	-	-	-	368
009	Kentucky Division	8560	Mains expenses	06111	Contract Labor	5,463	(5,463)	-	-	-	-	-	-	-	-	-	-	-
009	Kentucky Division	8560	Mains expenses	07443	Uniforms	-	342	-	1,658	4,202	504	-	-	-	212	505	482	7,905
009	Kentucky Division	8560	Mains expenses	07444	Uniforms Capitalized	-	(162)	-	(1,426)	(3,613)	(433)	-	-	-	(38)	(114)	(174)	(5,961)
009	Kentucky Division	8560	Mains expenses	07499	Misc Employee Welfare Exp	150	-	-	-	-	33	-	-	-	-	-	-	183
009	Kentucky Division	8560	Mains expenses	07590	Misc General Expense	-	-	640	-	-	-	-	-	150	-	-	-	790
009	Kentucky Division	8560	Mains expenses	07601	Vehicle Cap Accrual	-	-	-	-	-	-	-	-	-	-	-	-	-
009	Kentucky Division	8560	Mains expenses	07607	Telecom Cap Accrual	-	-	-	-	-	-	-	-	-	-	-	-	-
009	Kentucky Division	8560	Mains expenses	07608	Uniform Cap Accrual	-	-	-	-	-	-	-	-	-	-	-	-	-
009	Kentucky Division	8560	Mains expenses	07609	Utility Cap Accrual	-	-	-	-	-	-	-	-	-	-	-	-	-
009	Kentucky Division	8570	Transmission-Measuring and regulating station expenses	01000	Non-project Labor	-	-	572	739	-	-	659	151	-	-	-	-	2,121
009	Kentucky Division	8570	Transmission-Measuring and regulating station expenses	01008	Expense Labor Accrual	-	-	286	157	(443)	-	264	(196)	(68)	-	-	-	0
009	Kentucky Division	8570	Transmission-Measuring and regulating station expenses	04590	Utilities	691	723	467	565	777	748	919	721	629	858	820	809	8,728
009	Kentucky Division	8580	Transmission and compression of gas by others	04771	Demand Charges-Transportation	381,877	389,829	389,829	381,877	425,144	697,198	717,487	717,487	686,378	704,279	543,684	473,580	6,508,649
009	Kentucky Division	8580	Transmission and compression of gas by others	04772	Commodity-Transportation	41,781	43,102	41,918	50,452	61,833	59,056	97,022	150,128	58,766	47,215	45,955	57,556	754,782
009	Kentucky Division	8580	Transmission and compression of gas by others	04773	Demand-Storage	1,182,264	1,214,978	1,214,978	1,182,264	1,603,576	1,645,073	1,693,215	1,693,215	1,594,918	1,680,856	1,507,922	1,213,983	17,427,244
009	Kentucky Division	8630	Transmission-Maintenance of mains	01000	Non-project Labor	913	2,567	2,577	6,417	4,378	3,000	-	1,030	508	818	3,259	3,403	28,871
009	Kentucky Division	8630	Transmission-Maintenance of mains	01008	Expense Labor Accrual	(147)	881	133	2,562	(786)	(2,565)	(500)	464	(209)	237	52	308	430
009	Kentucky Division	8700	Distribution-Operation supervision and engineering	01000	Non-project Labor	46,305	35,218	39,106	38,137	36,173	81,733	66,473	46,086	50,374	54,054	76,123	60,116	629,899
009	Kentucky Division	8700	Distribution-Operation supervision and engineering	01001	Capital Labor	663,242	670,955	666,890	657,832	684,647	971,355	643,634	707,469	668,499	659,466	986,945	688,140	8,669,074
009	Kentucky Division	8700	Distribution-Operation supervision and engineering	01002	Capital Labor Contra	(659,667)	(663,150)	(676,728)	(664,149)	(693,921)	(987,427)	(654,471)	(681,033)	(670,620)	(668,175)	(998,657)	(687,006)	(8,705,004)
009	Kentucky Division	8700	Distribution-Operation supervision and engineering	01006	O&M Project Labor and Contra	-	-	-	-	-	-	-	-	2,828	7,336	10,071	-	20,235
009	Kentucky Division	8700	Distribution-Operation supervision and engineering	01008	Expense Labor Accrual	4,118	1,957	3,705	3,329	2,439	(11,699)	12,967	(4,664)	3,262	7,245	(19,745)	2,342	5,256
009	Kentucky Division	8700	Distribution-Operation supervision and engineering	01011	Capital Labor Transfer In	398,755	393,069	405,629	403,360	424,244	646,378	447,268	397,768	384,308	393,184	556,205	409,920	5,260,088
009	Kentucky Division	8700	Distribution-Operation supervision and engineering	01012	Capital Labor Transfer Out	(402,330)	(400,873)	(395,792)	(397,042)	(414,970)	(630,305)	(436,432)	(424,203)	(382,186)	(384,475)	(544,493)	(411,054)	(5,224,157)
009	Kentucky Division	8700	Distribution-Operation supervision and engineering	01014	Expense Labor Transfer Out	-	-	-	-	-	-	-	-	(2,828)	(7,336)	(10,071)	-	(20,235)
009	Kentucky Division	8700	Distribution-Operation supervision and engineering	02001	Inventory Materials	-	-	-	-	-	-	-	31,667	-	-	-	-	31,667
009	Kentucky Division	8700	Distribution-Operation supervision and engineering	02004	Warehouse Loading Charge	-	-	-	-	-	-	-	317	-	-	-	-	317
009	Kentucky Division	8700	Distribution-Operation supervision and engineering	02005	Non-Inventory Supplies	3,336	5,056	5,670	1,568	2,370	1,270	3,717	4,769	2,264	2,649	3,401	1,197	37,267
009	Kentucky Division	8700	Distribution-Operation supervision and engineering	03003	Capitalized transportation costs	(685)	(1,954)	(2,106)	(1,789)	(965)	(116)	(419)	(90)	(256)	(2,298)	(239)	(90)	(11,009)
009	Kentucky Division	8700	Distribution-Operation supervision and engineering	03004	Vehicle Expense	978	3,280	3,173	2,880	1,328	201	636	182	312	2,583	277	255	16,086
009	Kentucky Division	8700	Distribution-Operation supervision and engineering	04002	Required By Law, Safety	-	-	-	-	-	-	-	-	-	-	-	54,855	54,855
009	Kentucky Division	8700	Distribution-Operation supervision and engineering	04018	Safety	1,251	1,732	80	42	1,843	1,297	2,459	3,554	4,304	1,400	41	454	18,458
009	Kentucky Division	8700	Distribution-Operation supervision and engineering	04040	Community Rel&Trade Shows	1,807	1,785	8,610	2,572	5,991	528	246	481	3,847	914	870	5,036	32,688
009	Kentucky Division	8700	Distribution-Operation supervision and engineering	04046	Customer Relations & Assist	-	-	-	-	-	-	-	-	42	-	-	-	42
009	Kentucky Division	8700	Distribution-Operation supervision and engineering	04145	Printing/Slides/Graphics	10	-	-	-	-	-	-	-	-	-	-	-	10
009	Kentucky Division	8700	Distribution-Operation supervision and engineering	04146	Public Relations	-	-	259	-	-	-	-	-	-	-	-	-	259
009	Kentucky Division	8700	Distribution-Operation supervision and engineering	04201	Software Maintenance	-	-	-	-	-	-	-	-	-	-	-	-	-
009	Kentucky Division	8700	Distribution-Operation supervision and engineering	04212	IT Equipment	292	189	5,438	90	560	186	90	90	214	1,522	1,763	298	10,732
009	Kentucky Division	8700	Distribution-Operation supervision and engineering	04301	Equipment Lease	1,760	1,018	100	1,107	1,112	1,149	1,155	1,081	1,155	-	649	-	10,286
009	Kentucky Division	8700	Distribution-Operation supervision and engineering	04302	Heavy Equipment	-	-	-	289	144	276	-	38	-	610	-	92	1,450
009	Kentucky Division	8700	Distribution-Operation supervision and engineering	04307	Heavy Equipment Capitalized	(1,725)	(998)	(98)	(1,368)	(1,231)	(1,397)	(1,131)	(1,097)	(1,131)	(598)	(636)	(90)	(11,501)
009	Kentucky Division	8700	Distribution-Operation supervision and engineering	04564	842 Variable Copier Lease Expense	22	29	10	5	8	24	6	8	15	48	17	17	210
009	Kentucky Division	8700	Distribution-Operation supervision and engineering	04582	Building Maintenance	26,968	37,994	27,561	26,075	16,357	24,166	32,683	16,268	54,703	42,148	26,476	28,953	360,352
009	Kentucky Division	8700	Distribution-Operation supervision and engineering	04590	Utilities	7,623	10,834	8,389	11,152	10,796	7,420	7,890	7,648	8,399	6,564	11,219	7,795	105,730
009	Kentucky Division	8700	Distribution-Operation supervision and engineering	04599	Capitalized Utility Costs	(22,808)	(31,195)	(23,011)	(32,016)	(23,352)	(27,164)	(34,893)	(20,568)	(54,268)	(41,893)	(32,418)	(31,604)	(375,189)
009	Kentucky Division	8700	Distribution-Operation supervision and engineering	05010	Office Supplies	9,800	10,860	7,013	4,760	6,050	10,101	11,518	13,941	11,766	11,925	9,443	8,841	116,017
009	Kentucky Division	8700	Distribution-Operation supervision and engineering	05111	Postage/Delivery Services	267	976	986	671	1,067	501	867	1,316	507	992	542	846	9,538
009	Kentucky Division	8700	Distribution-Operation supervision and engineering	05215	842 Copier Lease Expense	3,714	(14)	(3,598)	-	-	(2,358)	(2,412)	(1,449)	(2,482)	(2,393)	(2,344)	(2,268)	(15,606)
009	Kentucky Division	8700	Distribution-Operation supervision and engineering	05310	Monthly Lines and service	3,576	3,604	3,592	3,449	3,374	2,516	2,790	2,791	2,790	2,790	3,123	3,126	37,523
009	Kentucky Division	8700	Distribution-Operation supervision and engineering	05312	Long Distance	78	68	51	62	281	164	96	325	509	214	150	71	2,068
009	Kentucky Division	8700	Distribution-Operation supervision and engineering	05314	Toll Free Long Distance	4,303	3,806	3,817	3,795	5,277	4,374	2,618	3,277	3,222	4,521	4,063	521	43,595
009	Kentucky Division	8700	Distribution-Operation supervision and engineering	05331	WAN/LAN/Internet Service	5,232	6,581	5,594	5,461	6,379	6,289	5,846	6,039	6,542	6,749	5,406	7,816	73,931
009	Kentucky Division	8700	Distribution-Operation supervision and engineering	05364	Cellular, radio, pager charges	10,403	9,895	10,264	11,591	10,399	10,520	3,782	9,100	9,830	9,795	9,618	9,674	114,872
009	Kentucky Division	8700	Distribution-Operation supervision and engineering	05376	Cell service for data uses	4,480	4,417	4,833	4,619	5,146	4,503	2,912	4,714	4,451	4,073	4,560	5,099	53,806
009	Kentucky Division	8700	Distribution-Operation supervision and engineering	05377	Cell phone equipment and accessories	2,850	2,149	743	845	1,130	289	661	1,038	608	542	1,383	398	12,636
009	Kentucky Division	8700	Distribution-Operation supervision and engineering	05399	Capitalized Telecom Costs	(16,101)	(16,075)	(15,060)	(22,329)	(22,727)	(20,741)	(13,752)	(20,367)	(20,830)	(20,596)	(20,717)	(22,457)	(231,752)
009	Kentucky Division	8700	Distribution-Operation supervision and engineering	05411	Meals and Entertainment	14,502	9,908	8,693	4,222	6,524	5,128	6,344	7,039	5,489	8,386	9,401	6,539	92,177
009	Kentucky Division	8700	Distribution-Operation supervision and engineering	05412	Spousal & Dependent Travel	-	-	-	-	-	384	-	-	-	-	-	-	384
009	Kentucky Division	8700	Distribution-Operation supervision and engineering	05413	Transportation	3,001	4,391	531	439	1,797	1,043	1,405	772	1,873	1,100	2,046	5,155	23,551
009	Kentucky Division	8700	Distribution-Operation supervision and engineering	05414	Lodging	17,239	6,214	3,102	973	1,271	1,692	4,407	3,810	2,994	9,409	4,123	12,021	67,253
009	Kentucky Division	8700	Distribution-Operation supervision and engineering	05415	Membership Fees	3,158	2,722	-	-	45	1,635	1,000	1,434	59	234	32	653	10,972
009	Kentucky Division	8700	Distribution-Operation supervision and engineering	05416	Club Dues - Nondeductible	110	-	-	-	-	-	50	-	-	-	750	-	910
009	Kentucky Division	8700	Distribution-Operation supervision and engineering	05417	Club Dues - Deductible	94	550	10	-	-	-	-	-	-	-	-	-	654
009	Kentucky Division	8700	Distribution-Operation supervision and engineering	05419	Misc Employee Expense	2,776	900	-	7,585	-	-	(14,070)	14,720	(6,585)	-	550	-	5,876
009	Kentucky Division	8700	Distribution-Operation supervision and engineering	05420	Employee Development	-	1,664	50	-	49	-	-	200	175	425	-	-	2,563
009	Kentucky Division	8700	Distribution-Operation supervision and engineering	05421	Training	6,308	-	2,149	-	-	-	14,451	434	-	-	-	525	23,866
009	Kentucky Division	8700	Distribution-Operation supervision and engineering	05424	Books & Manuals	-	-	-	-	-	-	-	-	-	196	-	-	196
009	Kentucky Division	8700	Distribution-Operation supervision and engineering	05425	Regulatory Compliance Training	-	4,452	-	-	4,452	-	-	-	-	-	-	-	8,904
009	Kentucky Division	8700	Distribution-Operation supervision and engineering	05426	Safety Training	225	-	-	-	-	-	-	-	19	-	-	-	244
009	Kentucky Division	8700	Distribution-Operation supervision and engineering	06111	Contract Labor	8,703	23,365	132,598	5,853	4,163	3,651	9,615	135,132	59,101	63,807	50,649	102,139	598,776
009	Kentucky Division	8700	Distribution-Operation supervision and engineering	06121	Legal	-	-	-	-	-	-	54	-	150	-	-	-	204
009	Kentucky Division	8700	Distribution-Operation supervision and engineering	07120	Environmental & Safety	61	3,974	1,101	214	695	426	621	79	37	849	-	516	8,572
009	Kentucky Division	8700	Distribution-Operation supervision and engineering	07421	Service Awards	-	-	-	-	-	-	-	-	-	-	-	-	-
009	Kentucky Division	8700	Distribution-Operation supervision and engineering	07443	Uniforms	334	998	2,082	729	1,610	849	1,195	49	330	-	607	978	9,760
009	Kentucky Division	8700	Distribution-Operation supervision and engineering	07444	Uniforms Capitalized	(225)	(600)	(1,363)	(627)	(1,384)	(730)	(1,028)	(30)	(188)	-	(353)	(766)	(7,294)
009	Kentucky Division	8700	Distribution-Operation supervision and engineering	07495	Employee Broadcast and Publication	1,028	-	-	-	-	-	-	-	-	-	-	-	1,028
009	Kentucky Division	8700	Distribution-Operation supervision and engineering	07499	Misc Employee Welfare Exp	1,789	1,776	941	1,242	1,010	4,962	910	4,138	3,757	1,641	1,596	1,677	25,439
009	Kentucky Division	8700	Distribution-Operation supervision and engineering	07510	Association Dues	12,175	595	(1,000)	5,921	1,100	2,000	1,647	200	11,285	-	292	425	34,640
009	Kentucky Division	8700	Distribution-Operation supervision and engineering	07590	Misc General Expense	103	-	-	-	254	(127)	11	-	-	-	19	311	570
009	Kentucky Division	8700	Distribution-Operation supervision and engineering	07601	Vehicle Cap Accrual	-	-	-	-	-	-	-	-	-	-	-	-	-
009	Kentucky Division	8700	Distribution-Operation supervision and engineering	07607	Telecom Cap Accrual	-	-	-	-	-	-	-	-	-	-	-	-	-
009	Kentucky Division	8700	Distribution-Operation supervision and engineering	07608	Uniform Cap Accrual	-	-	-	-	-	-	-	-	-	-	-	-	-

Atmos Energy Corporation - Kentucky/Mid-States (Co 050)
Trial Balance - Income Statement Accounts
For the Twelve Months Ending June 30, 2024

Division	Division Description	Account	Account Description	Sub Account	Sub Account Description	JUL-23	AUG-23	SEP-23	OCT-23	NOV-23	DEC-23	JAN-24 (0)	FEB-24	MAR-24	APR-24	MAY-24	JUN-24	TOTAL
009	Kentucky Division	8700	Distribution-Operation supervision and engineering	07609	Utility Cap Accrual	-	-	-	-	-	-	-	-	-	-	-	-	-
009	Kentucky Division	8700	Distribution-Operation supervision and engineering	09911	Reimbursements	(1,174)	-	-	(611)	-	-	(1,083)	-	-	(1,845)	-	-	(4,713)
009	Kentucky Division	8710	Distribution load dispatching	04590	Utilities	-	-	-	-	-	-	-	-	-	(20)	-	-	(20)
009	Kentucky Division	8711	Odorization	02001	Inventory Materials	-	-	33,361	34,527	1,191	2,151	-	4,253	28,338	40,708	392	-	144,922
009	Kentucky Division	8711	Odorization	02004	Warehouse Loading Charge	-	-	334	1,726	6	22	-	43	283	407	4	-	2,824
009	Kentucky Division	8711	Odorization	02005	Non-Inventory Supplies	-	-	-	750	653	30	-	925	-	-	-	-	2,358
009	Kentucky Division	8740	Mains and Services Expenses	01000	Non-project Labor	151,576	164,422	161,270	157,981	159,217	242,156	153,908	168,828	169,411	142,636	234,851	176,468	2,082,724
009	Kentucky Division	8740	Mains and Services Expenses	01006	O&M Project Labor and Contra	-	-	-	-	-	-	-	2,636	7,635	(3,792)	-	-	6,479
009	Kentucky Division	8740	Mains and Services Expenses	01008	Expense Labor Accrual	5,325	28,517	6,645	14,154	16,663	(71,093)	21,204	14,409	10,629	(1,020)	(46,440)	4,975	3,969
009	Kentucky Division	8740	Mains and Services Expenses	01014	Expense Labor Transfer Out	-	-	-	-	-	-	-	-	(6,479)	-	-	-	(6,479)
009	Kentucky Division	8740	Mains and Services Expenses	02001	Inventory Materials	21,769	5,892	28,524	49,756	16,560	20,573	20,292	(9,828)	17,604	25,755	31,231	32,120	260,249
009	Kentucky Division	8740	Mains and Services Expenses	02004	Warehouse Loading Charge	980	265	285	2,488	83	206	203	(98)	176	258	312	321	5,478
009	Kentucky Division	8740	Mains and Services Expenses	02005	Non-Inventory Supplies	23,404	20,730	34,748	21,940	23,251	18,377	24,434	41,135	14,804	35,161	21,727	41,615	321,326
009	Kentucky Division	8740	Mains and Services Expenses	02006	Purchasing Card Charges	-	141	-	-	-	-	-	-	-	-	-	-	141
009	Kentucky Division	8740	Mains and Services Expenses	03002	Vehicle Lease Payments	101,743	100,889	101,076	105,425	-	(91,269)	(7,994)	12,567	(31,005)	583	-	-	292,016
009	Kentucky Division	8740	Mains and Services Expenses	03003	Capitalized transportation costs	(116,730)	(134,351)	(165,014)	(146,579)	(173,370)	(114,345)	(139,747)	(154,869)	(157,481)	(202,117)	(153,325)	(139,472)	(1,797,400)
009	Kentucky Division	8740	Mains and Services Expenses	03004	Vehicle Expense	120,565	109,563	153,580	126,505	146,882	121,427	130,383	150,249	165,652	239,988	132,724	123,282	1,720,801
009	Kentucky Division	8740	Mains and Services Expenses	03008	842 Vehicle Lease Expense	-	-	-	-	139,039	182,361	107,361	112,662	114,324	112,386	110,680	105,196	984,010
009	Kentucky Division	8740	Mains and Services Expenses	03009	842 Variable Heavy Equip Lease Expense	2,882	3,238	3,776	7,719	9,987	-	2,941	4,318	(157)	3,666	2,806	3,938	45,114
009	Kentucky Division	8740	Mains and Services Expenses	04018	Safety	-	324	19	-	-	-	-	-	-	-	-	-	344
009	Kentucky Division	8740	Mains and Services Expenses	04040	Community Rel&Trade Shows	-	-	-	62	-	-	-	-	480	-	-	-	542
009	Kentucky Division	8740	Mains and Services Expenses	04201	Software Maintenance	-	-	-	-	-	-	-	-	-	-	2,300	2,300	4,600
009	Kentucky Division	8740	Mains and Services Expenses	04301	Equipment Lease	33,536	34,263	34,607	34,607	-	70,139	31,382	31,613	35,820	31,084	32,630	31,061	400,743
009	Kentucky Division	8740	Mains and Services Expenses	04302	Heavy Equipment	12,069	23,874	26,439	11,621	38,718	33,120	8,581	22,428	37,787	26,974	29,560	20,776	291,949
009	Kentucky Division	8740	Mains and Services Expenses	04307	Heavy Equipment Capitalized	(56,786)	(69,446)	(72,388)	(58,377)	(63,193)	(114,333)	(51,664)	(67,861)	(81,036)	(72,869)	(74,543)	(65,842)	(848,338)
009	Kentucky Division	8740	Mains and Services Expenses	04309	Non-842 Heavy Equipment	9,457	9,488	9,043	5,621	15,777	13,407	9,814	10,886	9,239	12,633	11,068	11,412	127,843
009	Kentucky Division	8740	Mains and Services Expenses	04560	Non 842 Fleet Lease/Rents	(57,691)	2,969	9,473	4,235	(985)	(7,288)	-	(16,893)	4,491	(14,152)	9,826	5,876	(60,141)
009	Kentucky Division	8740	Mains and Services Expenses	04563	842 Variable Fleet Lease Expense	12,698	12,918	10,516	17,090	18,272	-	17,935	6,313	12,632	13,027	11,418	9,881	142,701
009	Kentucky Division	8740	Mains and Services Expenses	04582	Building Maintenance	623	9,107	1,325	7,480	9,014	13,207	2,056	4,878	4,619	7,929	4,573	11,523	76,334
009	Kentucky Division	8740	Mains and Services Expenses	04585	Railroad easements and crossings	-	585	-	-	-	-	-	-	-	8,172	-	-	8,757
009	Kentucky Division	8740	Mains and Services Expenses	04590	Utilities	4,858	6,831	4,556	5,915	6,286	5,766	6,003	4,826	6,636	5,156	6,973	5,474	69,280
009	Kentucky Division	8740	Mains and Services Expenses	05010	Office Supplies	68	394	170	558	84	460	294	281	83	164	284	199	3,040
009	Kentucky Division	8740	Mains and Services Expenses	05111	Postage/Delivery Services	121	16	55	10	14	34	-	50	194	-	55	432	980
009	Kentucky Division	8740	Mains and Services Expenses	05377	Cell phone equipment and accessories	-	-	-	69	-	21	-	-	-	32	89	-	211
009	Kentucky Division	8740	Mains and Services Expenses	05399	Capitalized Telecom Costs	-	-	-	(59)	-	(18)	-	-	-	(27)	(77)	-	(181)
009	Kentucky Division	8740	Mains and Services Expenses	05411	Meals and Entertainment	721	375	34	206	780	1,094	204	2,958	1,399	470	447	1,349	10,038
009	Kentucky Division	8740	Mains and Services Expenses	05413	Transportation	113	164	-	-	1,911	3,147	1,394	2,513	-	-	832	6,845	16,918
009	Kentucky Division	8740	Mains and Services Expenses	05414	Lodging	-	-	-	215	-	1,309	-	-	1,942	-	1,541	8,159	13,167
009	Kentucky Division	8740	Mains and Services Expenses	05415	Membership Fees	(200)	-	-	-	-	-	-	295	-	-	-	-	95
009	Kentucky Division	8740	Mains and Services Expenses	05419	Misc Employee Expense	-	-	-	-	-	-	-	182	11	-	-	-	193
009	Kentucky Division	8740	Mains and Services Expenses	05420	Employee Development	-	-	-	91	-	-	-	212	-	-	-	-	303
009	Kentucky Division	8740	Mains and Services Expenses	05421	Training	3,981	368	-	-	-	345	835	897	-	-	-	-	6,426
009	Kentucky Division	8740	Mains and Services Expenses	05427	Technical (Job Skills) Training	-	-	-	-	-	-	-	-	-	736	-	-	736
009	Kentucky Division	8740	Mains and Services Expenses	05429	Work Environment Training	736	911	368	368	1,542	-	-	728	368	1,472	-	668	7,161
009	Kentucky Division	8740	Mains and Services Expenses	06111	Contract Labor	298,752	269,540	356,685	231,943	203,250	212,432	219,650	203,541	203,630	225,612	255,872	229,782	2,910,690
009	Kentucky Division	8740	Mains and Services Expenses	07120	Environmental & Safety	-	338	19	-	107	-	-	-	-	-	-	136	600
009	Kentucky Division	8740	Mains and Services Expenses	07443	Uniforms	4,209	14,358	6,906	16,711	18,867	11,141	10,705	8,170	7,837	11,236	21,831	13,427	145,397
009	Kentucky Division	8740	Mains and Services Expenses	07444	Uniforms Capitalized	(2,550)	(8,416)	(4,283)	(14,372)	(16,225)	(9,581)	(9,206)	(5,246)	(4,989)	(6,448)	(13,890)	(8,067)	(103,273)
009	Kentucky Division	8740	Mains and Services Expenses	07499	Misc Employee Welfare Exp	-	199	393	1,389	3,913	754	214	1,077	267	1,685	2,028	115	12,035
009	Kentucky Division	8740	Mains and Services Expenses	07590	Misc General Expense	-	1,315	(1,817)	508	(15)	-	1,193	449	(95)	973	-	159	2,670
009	Kentucky Division	8740	Mains and Services Expenses	07601	Vehicle Cap Accrual	-	-	-	-	-	-	-	-	-	-	-	-	-
009	Kentucky Division	8740	Mains and Services Expenses	07608	Uniform Cap Accrual	-	-	-	-	-	-	-	-	-	-	-	-	-
009	Kentucky Division	8750	Distribution-Measuring and regulating station expenses	01000	Non-project Labor	74,851	77,121	76,308	81,181	76,397	109,960	100,477	83,410	76,870	73,690	100,858	64,337	995,461
009	Kentucky Division	8750	Distribution-Measuring and regulating station expenses	01008	Expense Labor Accrual	4,505	12,249	3,450	10,555	4,770	(35,152)	21,864	(2,656)	901	5,779	(27,404)	(726)	(1,867)
009	Kentucky Division	8750	Distribution-Measuring and regulating station expenses	02001	Inventory Materials	1,298	-	-	952	590	7,414	1,132	2,841	489	721	739	123	16,298
009	Kentucky Division	8750	Distribution-Measuring and regulating station expenses	02004	Warehouse Loading Charge	58	-	-	48	3	74	11	28	5	7	7	1	244
009	Kentucky Division	8750	Distribution-Measuring and regulating station expenses	02005	Non-Inventory Supplies	1,920	79	660	-	2,604	1,166	7,228	27,379	3,869	845	2,297	1,566	49,615
009	Kentucky Division	8750	Distribution-Measuring and regulating station expenses	03003	Capitalized transportation costs	(133)	(44)	-	-	-	(113)	(78)	(385)	(51)	-	(18)	-	(822)
009	Kentucky Division	8750	Distribution-Measuring and regulating station expenses	03004	Vehicle Expense	219	167	-	-	-	427	305	621	194	-	69	-	2,002
009	Kentucky Division	8750	Distribution-Measuring and regulating station expenses	04302	Heavy Equipment	-	-	-	-	-	-	352	-	-	-	-	-	352
009	Kentucky Division	8750	Distribution-Measuring and regulating station expenses	04307	Heavy Equipment Capitalized	-	-	-	-	-	-	(345)	-	-	-	-	-	(345)
009	Kentucky Division	8750	Distribution-Measuring and regulating station expenses	04590	Utilities	498	974	1,885	519	570	489	520	456	545	426	616	567	8,064
009	Kentucky Division	8750	Distribution-Measuring and regulating station expenses	05010	Office Supplies	-	-	-	-	-	-	-	-	42	-	-	-	42
009	Kentucky Division	8750	Distribution-Measuring and regulating station expenses	05377	Cell phone equipment and accessories	-	-	-	-	-	-	40	-	-	-	-	-	40
009	Kentucky Division	8750	Distribution-Measuring and regulating station expenses	05399	Capitalized Telecom Costs	-	-	-	-	-	-	(34)	-	-	-	-	-	(34)
009	Kentucky Division	8750	Distribution-Measuring and regulating station expenses	05411	Meals and Entertainment	-	32	470	-	-	-	11	54	976	334	-	16	1,892
009	Kentucky Division	8750	Distribution-Measuring and regulating station expenses	05413	Transportation	190	-	-	-	-	-	710	465	874	-	-	-	2,239
009	Kentucky Division	8750	Distribution-Measuring and regulating station expenses	05414	Lodging	-	181	421	-	-	-	670	-	299	490	-	134	2,196
009	Kentucky Division	8750	Distribution-Measuring and regulating station expenses	05421	Training	-	-	-	-	-	-	-	-	-	1,925	-	-	1,925
009	Kentucky Division	8750	Distribution-Measuring and regulating station expenses	06111	Contract Labor	4,000	-	60,000	-	-	-	10,404	10,000	-	-	-	3,602	88,007
009	Kentucky Division	8750	Distribution-Measuring and regulating station expenses	07120	Environmental & Safety	-	-	-	-	-	-	-	-	-	-	-	11	11
009	Kentucky Division	8750	Distribution-Measuring and regulating station expenses	07443	Uniforms	-	-	-	-	-	345	-	61	200	-	154	-	760
009	Kentucky Division	8750	Distribution-Measuring and regulating station expenses	07444	Uniforms Capitalized	-	-	-	-	-	(297)	-	(16)	(52)	-	(40)	-	(405)
009	Kentucky Division	8750	Distribution-Measuring and regulating station expenses	07499	Misc Employee Welfare Exp	-	-	-	-	-	25	-	160	-	-	-	-	185
009	Kentucky Division	8750	Distribution-Measuring and regulating station expenses	07590	Misc General Expense	-	-	-	-	-	-	-	-	-	-	486	1,325	1,811
009	Kentucky Division	8750	Distribution-Measuring and regulating station expenses	07601	Vehicle Cap Accrual	-	-	-	-	-	-	-	-	-	-	-	-	-
009	Kentucky Division	8750	Distribution-Measuring and regulating station expenses	07608	Uniform Cap Accrual	-	-	-	-	-	-	-	-	-	-	-	-	-
009	Kentucky Division	8760	Distribution-Measuring and regulating station expenses-Industrial	01000	Non-project Labor	283	-	-	-	-	-	-	-	-	-	-	-	283
009	Kentucky Division	8760	Distribution-Measuring and regulating station expenses-Industrial	01008	Expense Labor Accrual	85	(85)	-	-	-	-	-	-	-	-	-	-	-
009	Kentucky Division	8760	Distribution-Measuring and regulating station expenses-Industrial	02005	Non-Inventory Supplies	-	-	-	-	-	-	-	-	191	105	-	-	297
009	Kentucky Division	8770	Distribution-Measuring and regulating station expenses-City gate chec	02005	Non-Inventory Supplies	-	-	-	-	52	-	-	-	-	-	-	-	52
009	Kentucky Division	8770	Distribution-Measuring and regulating station expenses-City gate chec	04580	Building Lease/Rents Capitalized	(4,455)	-	-	-	-	-	(5,160)	-	-	-	-	-	(9,615)
009	Kentucky Division	8770	Distribution-Measuring and regulating station expenses-City gate chec	04581	Non 842 Building Lease/Rents	6,500	-	-	-	-	-	6,000	-	-	-	-	-	12,500
009	Kentucky Division	8770	Distribution-Measuring and regulating station expenses-City gate chec	04590	Utilities	209	321	62	232	249	329	319	381	380	269	260	144	3,156
009	Kentucky Division	8770	Distribution-Measuring and regulating station expenses-City gate chec	07499	Misc Employee Welfare Exp	-	-	-	-	-	-	-	-	-	-	20	-	20
009	Kentucky Division	8770	Distribution-Measuring and regulating station expenses-City gate chec	07603	Rent Cap Accrual	-	-	-	-	-	-	-	-	-	-	-	-	-
009	Kentucky Division	8780	Meter and house regulator expenses	01000	Non-project Labor	50,998	47,314	50,042	62,968	87,420	124,500	76,799	58,984	53,206	56,445	70,510	57,549	796,734
009	Kentucky Division	8780	Meter and house regulator expenses	01008	Expense Labor Accrual	3,649	5,992	3,730	12,760	23,413	(40,444)	9,970	(4,177)	60	7,264	(22,115)	2,636	2,737
009	Kentucky Division	8780	Meter and house regulator expenses	02005	Non-Inventory Supplies	537	284	-	-	-	(53)	266	1,048	-	(930)	-	-	1,153
009	Kentucky Division	8780	Meter and house regulator expenses	04040	Community Rel&Trade Shows	-	-	-	-	158	-	-	-	-	-	-	-	158
009	Kentucky Division	8780	Meter and house regulator expenses	04590	Utilities	440	2,103	452	1,077	1,933	1,091	1,073	542	1,622	859	1,824	1,160	14,176
009	Kentucky Division	8780	Meter and house regulator expenses	05111	Postage/Delivery Services	-	14	82	106	-	75	-	-	-	23	-	-	300
009	Kentucky Division	8780	Meter and house regulator expenses	05411	Meals and Entertainment	292	49	966	-	459	-	413	279	361	162	1,177	1,453	5,611
009	Kentucky Division	8780	Meter and house regulator expenses	05413	Transportation	140	506	2,035	108	1,078	-	-	130	910	-	-	1,269	6,177
009	Kentucky Division	8780	Meter and house regulator expenses	05414	Lodging	234	-	5,952	-	-	-	-	175	-	941	3,586	2,945	13,833
009	Kentucky Division	8780	Meter and house regulator expenses	07443	Uniforms	-	-	-	-	-	-	80	-	-	-	-	-	80
009	Kentucky Division	8780	Meter and house regulator expenses	07444	Uniforms Capitalized	-	-	-	-	-	-	(69)	-	-	-	-	-	(69)
009	Kentucky Division	8780	Meter and house regulator expenses	07499	Misc Employee Welfare Exp	-	-	-	586	-	-	-	-	-	-	-	-	586
009	Kentucky Division	8780	Meter and house regulator expenses	07590	Misc General Expense	(2,708)	-	-	-	-	-	-	-	-	-	-	-	(2,708)
009	Kentucky Division	8790	Customer installations expenses	02005	Non-Inventory Supplies	-	-	-	-	142	-	-	-	146	-	-	-	288
009	Kentucky Division	8800	Distribution-Other expenses	02005	Non-Inventory Supplies	-	-	-	-	212	-	492	1,098	-	58	-	-	1,860

Atmos Energy Corporation - Kentucky/Mid-States (Co 050)
Trial Balance - Income Statement Accounts
For the Twelve Months Ending June 30, 2024

Division	Division Description	Account	Account Description	Sub Account	Sub Account Description	JUL-23	AUG-23	SEP-23	OCT-23	NOV-23	DEC-23	JAN-24	(0) FEB-24	MAR-24	APR-24	MAY-24	JUN-24	TOTAL
009	Kentucky Division	8800	Distribution-Other expenses	03003	Capitalized transportation costs	-	-	(1,457)	(1,373)	-	-	-	-	(7)	(58)	-	-	(2,894)
009	Kentucky Division	8800	Distribution-Other expenses	03004	Vehicle Expense	-	-	2,327	2,334	-	-	-	-	12	128	-	-	4,800
009	Kentucky Division	8800	Distribution-Other expenses	07443	Uniforms	-	-	-	-	-	110	-	-	-	-	-	-	110
009	Kentucky Division	8800	Distribution-Other expenses	07444	Uniforms Capitalized	-	-	-	-	-	(95)	-	-	-	-	-	-	(95)
009	Kentucky Division	8800	Distribution-Other expenses	07601	Vehicle Cap Accrual	-	-	-	-	-	-	-	-	-	-	-	-	-
009	Kentucky Division	8810	Distribution-Rents	02005	Non-Inventory Supplies	-	-	254	-	-	-	-	-	-	-	-	-	254
009	Kentucky Division	8810	Distribution-Rents	04307	Heavy Equipment Capitalized	(20,161)	(19,744)	(19,744)	(19,744)	(25,715)	(19,744)	(20,161)	(19,744)	(19,744)	(19,744)	(25,708)	(21,214)	(251,166)
009	Kentucky Division	8810	Distribution-Rents	04308	842 Locusview Lease Expense	20,147	20,147	20,147	20,147	26,240	20,147	20,573	20,147	20,147	20,147	26,233	21,647	255,866
009	Kentucky Division	8810	Distribution-Rents	04309	Non-842 Heavy Equipment	426	-	-	-	-	-	-	-	-	-	-	-	426
009	Kentucky Division	8810	Distribution-Rents	04561	842 Variable Real Estate Lease Expense	124	450	448	459	208	204	211	211	211	211	211	-	2,946
009	Kentucky Division	8810	Distribution-Rents	04578	842 Real Estate Lease Expense	55,773	55,773	59,273	39,856	43,356	43,356	43,356	43,356	43,356	43,356	43,356	78,158	592,324
009	Kentucky Division	8810	Distribution-Rents	04580	Building Lease/Rents Capitalized	(37,516)	(36,327)	(38,049)	(32,921)	(40,879)	(35,931)	(35,937)	(36,281)	(35,937)	(37,463)	(35,937)	(62,856)	(466,032)
009	Kentucky Division	8810	Distribution-Rents	04581	Non 842 Building Lease/Rents	200	500	-	-	5,750	-	-	400	-	1,775	-	(3,500)	5,125
009	Kentucky Division	8810	Distribution-Rents	04582	Building Maintenance	12,768	9,309	11,725	14,499	5,473	6,087	1,466	540	434	2,972	6,228	3,461	74,962
009	Kentucky Division	8810	Distribution-Rents	04590	Utilities	61	61	62	133	234	61	63	62	60	61	63	(107)	814
009	Kentucky Division	8810	Distribution-Rents	04599	Capitalized Utility Costs	(7,529)	(5,264)	(6,362)	(12,583)	(4,908)	(5,288)	(1,315)	(517)	(425)	(2,608)	(5,411)	(2,884)	(55,094)
009	Kentucky Division	8810	Distribution-Rents	07603	Rent Cap Accrual	-	-	-	-	-	-	-	-	-	-	-	-	-
009	Kentucky Division	8810	Distribution-Rents	07609	Utility Cap Accrual	-	-	-	-	-	-	-	-	-	-	-	-	-
009	Kentucky Division	8870	Distribution-Maint of mains	01000	Non-project Labor	3,016	3,134	3,585	2,137	1,674	7,623	8,433	2,080	4,602	5,731	8,058	5,229	55,300
009	Kentucky Division	8870	Distribution-Maint of mains	01008	Expense Labor Accrual	215	505	382	(510)	(110)	99	2,103	(2,437)	1,365	1,138	(2,095)	(36)	618
009	Kentucky Division	8870	Distribution-Maint of mains	02005	Non-Inventory Supplies	-	-	-	-	-	-	-	104	-	-	-	-	104
009	Kentucky Division	8870	Distribution-Maint of mains	03003	Capitalized transportation costs	-	-	-	(333)	-	-	-	-	(85)	-	-	-	(417)
009	Kentucky Division	8870	Distribution-Maint of mains	03004	Vehicle Expense	-	-	-	489	-	-	-	-	138	-	-	-	627
009	Kentucky Division	8870	Distribution-Maint of mains	04302	Heavy Equipment	-	-	-	-	-	-	-	-	-	80	-	-	80
009	Kentucky Division	8870	Distribution-Maint of mains	04307	Heavy Equipment Capitalized	-	-	-	-	-	-	-	-	-	(78)	-	-	(78)
009	Kentucky Division	8870	Distribution-Maint of mains	05411	Meals and Entertainment	341	864	54	178	652	463	1,384	872	350	743	724	562	7,188
009	Kentucky Division	8870	Distribution-Maint of mains	05413	Transportation	1,055	-	-	1,790	2,657	1,089	4,997	2,732	499	324	680	1,397	17,221
009	Kentucky Division	8870	Distribution-Maint of mains	05414	Lodging	-	116	-	-	243	145	6	946	-	180	-	405	2,041
009	Kentucky Division	8870	Distribution-Maint of mains	06111	Contract Labor	-	-	-	-	-	-	1,203	-	22,904	(3,255)	-	2,600	23,452
009	Kentucky Division	8870	Distribution-Maint of mains	07499	Misc Employee Welfare Exp	-	-	-	-	-	-	97	-	-	29	-	-	126
009	Kentucky Division	8870	Distribution-Maint of mains	07601	Vehicle Cap Accrual	-	-	-	-	-	-	-	-	-	-	-	-	-
009	Kentucky Division	8890	Maintenance of measuring and regulating station equipment-General	01000	Non-project Labor	-	-	-	-	-	-	245	-	-	-	-	-	245
009	Kentucky Division	8890	Maintenance of measuring and regulating station equipment-General	01008	Expense Labor Accrual	-	-	-	-	-	-	98	(98)	-	-	-	-	-
009	Kentucky Division	8890	Maintenance of measuring and regulating station equipment-General	02005	Non-Inventory Supplies	4,886	2,773	7,725	5,247	3,364	2,679	2,764	1,038	2,354	1,023	639	2,480	36,972
009	Kentucky Division	8890	Maintenance of measuring and regulating station equipment-General	05111	Postage/Delivery Services	-	-	-	-	-	-	-	-	-	25	-	-	25
009	Kentucky Division	8890	Maintenance of measuring and regulating station equipment-General	06111	Contract Labor	21,897	52,574	4,000	-	-	-	400	-	24,400	30,420	8,399	33,084	175,174
009	Kentucky Division	8910	Maintenance of measuring and regulating station equipment-City gate	01000	Non-project Labor	-	-	-	-	-	-	-	-	-	-	55	-	55
009	Kentucky Division	8910	Maintenance of measuring and regulating station equipment-City gate	01008	Expense Labor Accrual	-	-	-	-	-	-	-	-	-	-	9	(9)	-
009	Kentucky Division	8920	Maintenance of services	01000	Non-project Labor	-	-	504	-	-	59	-	-	83	-	-	-	646
009	Kentucky Division	8920	Maintenance of services	01008	Expense Labor Accrual	-	-	252	(252)	-	10	(10)	-	41	(41)	-	-	-
009	Kentucky Division	8930	Maintenance of meters and house regulators	06111	Contract Labor	15,000	-	-	-	-	-	-	-	-	-	-	-	15,000
009	Kentucky Division	9020	Customer accounts-Meter reading expenses	01000	Non-project Labor	17,159	21,986	17,754	19,300	17,874	28,399	18,075	24,547	22,628	18,846	31,708	22,389	260,664
009	Kentucky Division	9020	Customer accounts-Meter reading expenses	01008	Expense Labor Accrual	623	4,746	(1,017)	2,703	932	(7,778)	2,497	3,816	268	(7)	(6,023)	313	1,073
009	Kentucky Division	9020	Customer accounts-Meter reading expenses	04212	IT Equipment	-	-	-	-	-	-	-	-	-	-	13,565	3,204	16,769
009	Kentucky Division	9020	Customer accounts-Meter reading expenses	04562	842 Variable Tower Lease Expense	2,381	2,461	2,462	3,125	2,520	2,486	4,415	2,628	2,640	1,440	2,566	2,609	31,734
009	Kentucky Division	9020	Customer accounts-Meter reading expenses	04590	Utilities	449	450	461	431	422	456	467	383	467	430	455	351	5,222
009	Kentucky Division	9020	Customer accounts-Meter reading expenses	05351	AMI Tower Rent	-	-	-	-	-	-	1,200	-	-	-	1,200	-	2,400
009	Kentucky Division	9020	Customer accounts-Meter reading expenses	05353	842 Tower Lease Expense	26,397	26,397	26,401	26,382	26,378	26,373	26,373	26,374	26,371	26,372	26,409	26,379	316,606
009	Kentucky Division	9020	Customer accounts-Meter reading expenses	05414	Lodging	-	-	-	-	-	-	-	-	-	-	-	985	985
009	Kentucky Division	9020	Customer accounts-Meter reading expenses	06111	Contract Labor	-	-	-	-	-	-	-	-	332	(332)	-	-	-
009	Kentucky Division	9030	Customer accounts-Customer records and collections expenses	01000	Non-project Labor	27,059	28,433	26,642	21,431	16,373	18,273	10,065	19,462	25,220	23,972	33,535	16,069	266,535
009	Kentucky Division	9030	Customer accounts-Customer records and collections expenses	01008	Expense Labor Accrual	(673)	4,677	526	(462)	(1,398)	(8,415)	981	4,732	3,852	1,774	(8,794)	(1,572)	(4,774)
009	Kentucky Division	9030	Customer accounts-Customer records and collections expenses	04590	Utilities	(25)	-	-	-	-	-	-	-	-	-	-	-	(25)
009	Kentucky Division	9030	Customer accounts-Customer records and collections expenses	05010	Office Supplies	(92)	-	36	-	-	-	123	-	507	32	-	40	645
009	Kentucky Division	9030	Customer accounts-Customer records and collections expenses	05351	AMI Tower Rent	-	3,895	21,490	-	-	1,666	-	-	-	-	-	-	27,051
009	Kentucky Division	9030	Customer accounts-Customer records and collections expenses	05411	Meals and Entertainment	1,070	747	211	1,258	693	2,622	273	1,827	3,609	3,473	1,507	1,412	18,702
009	Kentucky Division	9030	Customer accounts-Customer records and collections expenses	05413	Transportation	92	-	-	-	581	284	1,374	555	-	-	-	1,167	4,053
009	Kentucky Division	9030	Customer accounts-Customer records and collections expenses	05414	Lodging	595	-	-	2,856	-	-	7,506	714	-	-	-	-	11,671
009	Kentucky Division	9030	Customer accounts-Customer records and collections expenses	06112	Collection Fees	126	94	263	113	99	614	436	262	653	192	2,020	1,072	5,944
009	Kentucky Division	9030	Customer accounts-Customer records and collections expenses	06116	Bill Print Fees	69,564	75,303	72,073	70,098	74,109	72,635	80,375	77,960	131,358	116,484	76,777	69,833	986,567
009	Kentucky Division	9030	Customer accounts-Customer records and collections expenses	07499	Misc Employee Welfare Exp	428	-	-	-	387	-	300	55	-	156	-	1,085	2,411
009	Kentucky Division	9040	Customer accounts-Uncollectible accounts	09927	Cust Uncol Acct-Write Off	(49,312)	58,188	(28,845)	15,946	142,392	226,613	209,704	298,981	210,390	(78,230)	122,814	158,813	1,287,454
009	Kentucky Division	9090	Customer service-Operating informational and instructional advertising	01000	Non-project Labor	9,823	9,823	9,823	9,973	10,122	15,184	10,122	10,122	10,122	10,165	15,311	10,360	130,952
009	Kentucky Division	9090	Customer service-Operating informational and instructional advertising	01008	Expense Labor Accrual	491	1,473	491	1,072	1,102	(4,555)	1,518	506	506	1,038	(3,547)	38	134
009	Kentucky Division	9090	Customer service-Operating informational and instructional advertising	02001	Inventory Materials	100	130	(18)	719	32	-	-	498	763	6	-	-	2,231
009	Kentucky Division	9090	Customer service-Operating informational and instructional advertising	02004	Warehouse Loading Charge	5	6	(0)	36	0	-	-	5	8	0	-	-	59
009	Kentucky Division	9090	Customer service-Operating informational and instructional advertising	02005	Non-Inventory Supplies	-	-	-	-	-	-	-	-	103	-	-	-	103
009	Kentucky Division	9090	Customer service-Operating informational and instructional advertising	03003	Capitalized transportation costs	-	(13)	-	11	-	-	-	-	-	-	-	-	(2)
009	Kentucky Division	9090	Customer service-Operating informational and instructional advertising	03004	Vehicle Expense	-	19	-	(18)	-	-	-	-	-	-	-	-	1
009	Kentucky Division	9090	Customer service-Operating informational and instructional advertising	04022	Promo Sales, Misc	-	-	-	-	-	-	-	-	-	768	95	-	863
009	Kentucky Division	9090	Customer service-Operating informational and instructional advertising	04040	Community Rel&Trade Shows	519	491	-	-	7,757	499	8,369	-	-	-	15	110	17,759
009	Kentucky Division	9090	Customer service-Operating informational and instructional advertising	04046	Customer Relations & Assist	-	-	-	3,192	311	-	466	-	-	1,648	300	-	5,918
009	Kentucky Division	9090	Customer service-Operating informational and instructional advertising	05010	Office Supplies	-	-	-	-	-	-	-	19	-	-	227	-	246
009	Kentucky Division	9090	Customer service-Operating informational and instructional advertising	05411	Meals and Entertainment	121	1,355	300	122	731	165	-	2,583	79	314	1,285	995	8,050
009	Kentucky Division	9090	Customer service-Operating informational and instructional advertising	05413	Transportation	286	595	689	-	2,124	-	236	2,705	471	1,418	2,367	1,260	12,150
009	Kentucky Division	9090	Customer service-Operating informational and instructional advertising	05414	Lodging	211	189	417	-	702	-	-	1,055	-	304	510	794	4,183
009	Kentucky Division	9090	Customer service-Operating informational and instructional advertising	05415	Membership Fees	-	-	-	-	-	-	110	120	-	-	-	-	229
009	Kentucky Division	9090	Customer service-Operating informational and instructional advertising	05419	Misc Employee Expense	273	365	(100)	-	-	-	-	-	-	-	-	-	537
009	Kentucky Division	9090	Customer service-Operating informational and instructional advertising	05420	Employee Development	-	-	192	-	-	-	-	-	-	-	-	-	192
009	Kentucky Division	9090	Customer service-Operating informational and instructional advertising	07499	Misc Employee Welfare Exp	-	-	485	-	-	1,089	-	-	-	-	-	-	1,574
009	Kentucky Division	9090	Customer service-Operating informational and instructional advertising	07590	Misc General Expense	482	1,856	151	-	925	-	-	750	708	2,041	617	26	7,558
009	Kentucky Division	9090	Customer service-Operating informational and instructional advertising	07601	Vehicle Cap Accrual	-	-	-	-	-	-	-	-	-	-	-	-	-
009	Kentucky Division	9110	Sales-Supervision	01000	Non-project Labor	1,203	1,203	7,896	8,014	8,133	12,419	8,133	8,133	8,133	8,133	12,199	8,255	91,852
009	Kentucky Division	9110	Sales-Supervision	01008	Expense Labor Accrual	(1,793)	181	3,406	861	884	(3,623)	1,183	407	407	813	(2,846)	31	(91)
009	Kentucky Division	9110	Sales-Supervision	04040	Community Rel&Trade Shows	-	-	-	-	654	-	-	346	-	-	144	-	1,144
009	Kentucky Division	9110	Sales-Supervision	05111	Postage/Delivery Services	-	-	-	-	-	18	-	-	-	-	-	-	18
009	Kentucky Division	9110	Sales-Supervision	05411	Meals and Entertainment	283	1,142	724	52	302	160	26	272	364	169	556	237	4,286
009	Kentucky Division	9110	Sales-Supervision	05413	Transportation	1,054	1,333	3,696	1,382	3,360	1,803	942	1,918	1,603	2,872	3,106	1,358	24,427
009	Kentucky Division	9110	Sales-Supervision	05414	Lodging	808	406	382	-	1,218	158	224	321	733	325	157	519	5,249
009	Kentucky Division	9120	Sales-Demonstrating and selling expenses	04040	Community Rel&Trade Shows	-	-	330	-	-	-	-	-	1,293	150	-	-	1,773
009	Kentucky Division	9120	Sales-Demonstrating and selling expenses	04044	Advertising	-	475	10,000	-	284	-	-	-	-	-	206	184	11,149
009	Kentucky Division	9120	Sales-Demonstrating and selling expenses	04046	Customer Relations & Assist	9,217	2,528	5,964	420	1,725	111	4,865	762	227	1,718	1,527	3,624	32,687
009	Kentucky Division	9120	Sales-Demonstrating and selling expenses	07510	Association Dues	-	-	-	875	-	350	18,620	-	(480)	25,741	(91)	480	45,495
009	Kentucky Division	9130	Sales-Advertising expenses	04021	Promo Other, Misc	-	-	-	-	-	-	-	-	-	-	1,695	-	1,695
009	Kentucky Division	9130	Sales-Advertising expenses	04040	Community Rel&Trade Shows	3,561	-	133	-	1,426	139	220	1,674	1,165	9,214	724	2,206	20,462
009	Kentucky Division	9130	Sales-Advertising expenses	04044	Advertising	2,500	5,198	349	3,365	2,440	5,704	3,701	3,706	4,295	4,794	6,189	318	42,559
009	Kentucky Division	9130	Sales-Advertising expenses	04046	Customer Relations & Assist	-	-	2,522	-	-	-	-	-	-	13,270	-	-	15,792
009	Kentucky Division	9130	Sales-Advertising expenses	05010	Office Supplies	-	-	-	-	-	-	-	-	-	1,119	-	(1,119)	-
009	Kentucky Division	9160	Sales-Miscellaneous sales expenses	04046	Customer Relations & Assist	-	-	689	-	-	-	-	-	1,300	-	689	-	2,678
009	Kentucky Division	9200	A&G-Administrative & general salaries	01000	Non-project Labor	14,512	16,397	9,879	4,940	-	-	-	-	-	-	-	-	45,728
009	Kentucky Division	9200	A&G-Administrative & general salaries	01008	Expense Labor Accrual	726	3,025	(2,439)	(1,976)	(2,964)	-	-	-	-	-	-	-	(3,628)

Atmos Energy Corporation - Kentucky/Mid-States (Co 050)
Trial Balance - Income Statement Accounts
For the Twelve Months Ending June 30, 2024

Division	Division Description	Account	Account Description	Sub Account	Sub Account Description	JUL-23	AUG-23	SEP-23	OCT-23	NOV-23	DEC-23	JAN-24	FEB-24	MAR-24	APR-24	MAY-24	JUN-24	TOTAL
009	Kentucky Division	9210	A&G-Office supplies & expense	03003	Capitalized transportation costs	-	-	(6)	-	-	-	(0) -	-	-	-	-	-	(6)
009	Kentucky Division	9210	A&G-Office supplies & expense	03004	Vehicle Expense	-	-	21	-	-	-	-	-	-	-	-	-	21
009	Kentucky Division	9210	A&G-Office supplies & expense	04046	Customer Relations & Assist	395	725	395	395	725	395	395	395	-	864	256	395	5,335
009	Kentucky Division	9210	A&G-Office supplies & expense	04070	Insurance-Other	-	-	733	102	-	-	2,240	1,105	446	-	-	-	4,626
009	Kentucky Division	9210	A&G-Office supplies & expense	04582	Building Maintenance	186	-	-	-	-	-	-	-	-	-	-	-	186
009	Kentucky Division	9210	A&G-Office supplies & expense	05010	Office Supplies	-	-	-	-	-	-	134	8	-	-	-	-	142
009	Kentucky Division	9210	A&G-Office supplies & expense	05411	Meals and Entertainment	-	-	414	-	-	-	-	-	-	-	-	-	414
009	Kentucky Division	9210	A&G-Office supplies & expense	05413	Transportation	-	-	719	-	-	-	-	-	-	-	-	-	719
009	Kentucky Division	9210	A&G-Office supplies & expense	05414	Lodging	-	-	606	-	-	-	-	-	-	-	-	-	606
009	Kentucky Division	9210	A&G-Office supplies & expense	07499	Misc Employee Welfare Exp	-	186	-	-	-	-	-	-	-	-	-	-	186
009	Kentucky Division	9210	A&G-Office supplies & expense	07590	Misc General Expense	-	-	-	-	-	-	-	25,262	-	-	-	-	25,262
009	Kentucky Division	9210	A&G-Office supplies & expense	07592	Vendor Comp Sales Tax	(50)	(50)	(50)	(50)	(50)	(50)	(50)	(50)	(50)	(50)	(50)	(50)	(600)
009	Kentucky Division	9210	A&G-Office supplies & expense	07601	Vehicle Cap Accrual	-	-	-	-	-	-	-	-	-	-	-	-	-
009	Kentucky Division	9220	A&G-Administrative expense transferred-Credit	09341	Admin & General Expenses	508,003	518,844	539,552	211,663	376,186	388,466	323,729	433,306	220,516	363,171	413,143	272,528	4,569,106
009	Kentucky Division	9220	A&G-Administrative expense transferred-Credit	41131	Billing for CSC O&M	185,239	195,277	178,867	193,881	200,182	184,693	223,769	194,152	188,962	204,061	211,670	183,690	2,344,443
009	Kentucky Division	9220	A&G-Administrative expense transferred-Credit	41132	Billing for SS O&M	627,513	549,486	311,853	588,548	465,373	582,571	594,342	467,154	547,335	542,551	1,127,076	201,751	6,605,554
009	Kentucky Division	9230	A&G-Outside services employed	06111	Contract Labor	-	-	365	-	-	-	-	-	-	-	-	-	365
009	Kentucky Division	9230	A&G-Outside services employed	06121	Legal	21,570	23,650	11,032	14,093	32,555	4,191	3,257	15,174	-	15,238	17,465	4,368	162,591
009	Kentucky Division	9240	A&G-Property insurance	04069	Blueflame Property Insurance	35,206	35,206	35,206	35,206	35,206	35,206	35,206	35,206	37,154	37,154	37,154	37,154	430,262
009	Kentucky Division	9240	A&G-Property insurance	04072	Insurance Capitalized	(23,507)	(23,377)	(23,759)	(33,412)	(33,324)	(35,258)	(35,250)	(34,275)	(35,383)	(36,213)	(36,212)	(36,212)	(386,182)
009	Kentucky Division	9250	A&G-Injuries & damages	01293	Workers Comp Benefits Projects	-	-	-	-	-	-	-	18	8	(26)	-	-	-
009	Kentucky Division	9250	A&G-Injuries & damages	04070	Insurance-Other	3,543	3,543	3,543	3,543	3,543	5,792	3,543	3,543	3,543	4,955	4,953	4,953	48,999
009	Kentucky Division	9250	A&G-Injuries & damages	05418	Settlement	23,979	-	3,438	9,195	2,926	565	-	3,625	1,725	197	650	12,245	58,545
009	Kentucky Division	9260	A&G-Employee pensions and benefits	01202	Pension Benefits Load	14,756	16,262	15,610	13,127	13,092	13,073	14,983	12,525	12,206	11,730	12,502	11,964	161,829
009	Kentucky Division	9260	A&G-Employee pensions and benefits	01203	OPEB Benefits Load	7,747	8,555	8,137	6,738	6,674	6,687	7,664	6,407	6,244	6,000	6,395	6,120	83,369
009	Kentucky Division	9260	A&G-Employee pensions and benefits	01251	Medical Benefits Load	80,496	88,767	84,976	95,154	94,829	94,727	108,570	90,756	88,450	84,997	90,593	86,689	1,089,004
009	Kentucky Division	9260	A&G-Employee pensions and benefits	01253	Medical Benefits Projects	-	-	-	-	-	-	-	497	218	(714)	-	-	-
009	Kentucky Division	9260	A&G-Employee pensions and benefits	01257	ESOP Benefits Load	18,219	20,086	19,251	18,865	18,749	18,754	21,495	17,968	17,512	16,828	17,936	17,163	222,825
009	Kentucky Division	9260	A&G-Employee pensions and benefits	01259	ESOP Benefits Projects	-	-	-	-	-	-	-	98	43	(141)	-	-	-
009	Kentucky Division	9260	A&G-Employee pensions and benefits	01262	Other Benefits Projects	-	-	-	-	-	-	-	-	-	-	-	-	-
009	Kentucky Division	9260	A&G-Employee pensions and benefits	01263	RSP FACC Benefits Load	6,194	6,844	6,493	7,299	7,222	7,240	8,298	6,937	6,760	6,497	6,924	6,626	83,334
009	Kentucky Division	9260	A&G-Employee pensions and benefits	01265	RSP FACC Benefits Projects	-	-	-	-	-	-	-	38	17	(55)	-	-	-
009	Kentucky Division	9260	A&G-Employee pensions and benefits	01266	Life Benefits Load	894	987	943	1,213	1,208	1,207	1,383	1,156	1,127	1,083	1,154	1,104	13,458
009	Kentucky Division	9260	A&G-Employee pensions and benefits	01268	Life Benefits Projects	-	-	-	-	-	-	-	6	3	(9)	-	-	-
009	Kentucky Division	9260	A&G-Employee pensions and benefits	01269	LTD Benefits Load	2,862	3,157	3,018	3,385	3,371	3,369	3,861	3,228	3,145	3,023	3,222	3,083	38,724
009	Kentucky Division	9260	A&G-Employee pensions and benefits	01271	LTD Benefits Projects	-	-	-	-	-	-	-	18	8	(25)	-	-	-
009	Kentucky Division	9260	A&G-Employee pensions and benefits	01291	Pension Benefits Projects	-	-	-	-	-	-	-	71	31	(102)	-	-	-
009	Kentucky Division	9260	A&G-Employee pensions and benefits	01292	OPEB Benefits Projects	-	-	-	-	-	-	-	35	15	(50)	-	-	-
009	Kentucky Division	9260	A&G-Employee pensions and benefits	01294	NSC-OPEB Benefits Load	(74,183)	(81,458)	(79,464)	(79,986)	(80,451)	(79,995)	(91,685)	(76,641)	(74,694)	(71,778)	(76,504)	(73,207)	(940,047)
009	Kentucky Division	9260	A&G-Employee pensions and benefits	01296	NSC-OPEB Benefits Projects	-	-	-	-	-	-	-	(419)	(1,245)	1,101	(1,039)	-	(1,602)
009	Kentucky Division	9260	A&G-Employee pensions and benefits	01297	NSC-Pension Benefits Load	(8,402)	(9,260)	(8,887)	(6,109)	(6,093)	(6,084)	(6,973)	(5,829)	(5,681)	(5,459)	(5,818)	(5,568)	(80,162)
009	Kentucky Division	9260	A&G-Employee pensions and benefits	01299	NSC-Pension Benefits Projects	-	-	-	-	-	-	-	(34)	(102)	90	(85)	-	(131)
009	Kentucky Division	9260	A&G-Employee pensions and benefits	05411	Meals and Entertainment	20	44	-	95	86	118	89	(118)	-	-	146	-	480
009	Kentucky Division	9260	A&G-Employee pensions and benefits	07443	Uniforms	595	841	2,109	3,421	4,434	4,494	5,819	1,853	1,629	784	5,415	1,861	33,254
009	Kentucky Division	9260	A&G-Employee pensions and benefits	07444	Uniforms Capitalized	(215)	(558)	(1,393)	(2,942)	(3,813)	(3,865)	(5,004)	(1,132)	(1,051)	(485)	(3,329)	(1,154)	(24,941)
009	Kentucky Division	9260	A&G-Employee pensions and benefits	07449	Non-Qual Retirment Exp	-	-	-	619	1,730	2,849	-	60	60	-	356	-	5,674
009	Kentucky Division	9260	A&G-Employee pensions and benefits	07458	Restricted Stock - Long Term Incentive Pla	4,677	(2,041)	-	-	-	-	-	-	-	-	-	-	2,636
009	Kentucky Division	9260	A&G-Employee pensions and benefits	07499	Misc Employee Welfare Exp	260	222	224	464	602	51	659	134	12	300	-	-	2,927
009	Kentucky Division	9260	A&G-Employee pensions and benefits	07608	Uniform Cap Accrual	-	-	-	-	-	-	-	-	-	-	-	-	-
009	Kentucky Division	9270	A&G-Franchise requirements	04044	Advertising	-	-	-	-	-	-	-	-	-	-	-	85	85
009	Kentucky Division	9270	A&G-Franchise requirements	07590	Misc General Expense	-	-	-	-	-	-	-	-	-	85	-	130	214
009	Kentucky Division	9280	A&G-Regulatory commission expenses	06111	Contract Labor	-	-	-	-	-	-	-	-	-	-	-	1,894	1,894
009	Kentucky Division	9280	A&G-Regulatory commission expenses	06121	Legal	-	-	-	-	-	-	-	-	-	96	-	256	352
009	Kentucky Division	9280	A&G-Regulatory commission expenses	07590	Misc General Expense	10,061	10,061	10,061	10,061	10,061	10,061	10,061	10,061	10,061	10,061	10,061	10,061	120,727
009	Kentucky Division	9302	Miscellaneous general expenses	05415	Membership Fees	-	-	-	-	-	-	-	-	-	-	-	4,091	4,091
009	Kentucky Division	9302	Miscellaneous general expenses	07510	Association Dues	18,124	4,974	27,174	15,369	7,484	5,279	1,544	5,824	699	1,199	2,072	699	90,440
009	Kentucky Division	9302	Miscellaneous general expenses	07590	Misc General Expense	(360)	-	-	-	-	-	-	-	-	-	-	-	(360)
091	Mid-States General Office Div	4030	Depreciation Expense	07590	Misc General Expense	-	-	-	-	-	-	-	(465)	465	-	-	-	-
091	Mid-States General Office Div	4030	Depreciation Expense	09344	Depr & Taxes Other Expense	(1,632)	(1,634)	(1,632)	(1,653)	(1,653)	(2,137)	(1,731)	(1,439)	(1,845)	(1,838)	(1,848)	(1,802)	(20,843)
091	Mid-States General Office Div	4030	Depreciation Expense	30007	Depr Exp-General Plant	1,396	1,396	1,396	1,251	1,251	1,591	1,591	1,591	1,591	1,591	1,591	1,548	17,785
091	Mid-States General Office Div	4030	Depreciation Expense	30031	Vehicle Depreciation	123	123	123	123	123	207	207	207	56	56	56	56	1,460
091	Mid-States General Office Div	4030	Depreciation Expense	30032	Vehicle Depreciation Capitalized	(72)	(72)	(72)	(36)	(36)	(60)	(169)	(123)	(238)	(34)	(33)	(33)	(977)
091	Mid-States General Office Div	4030	Depreciation Expense	30041	Heavy Equipment Depreciation	40	40	40	40	40	82	82	82	82	82	82	82	773
091	Mid-States General Office Div	4030	Depreciation Expense	30042	Heavy Equipment Depreciation Capitalized	(39)	(39)	(39)	(39)	(39)	(81)	(81)	(81)	(81)	(81)	(81)	(81)	(758)
091	Mid-States General Office Div	4030	Depreciation Expense	30061	Tools & Shop Depreciation	443	443	443	443	443	559	559	559	559	559	559	559	6,130
091	Mid-States General Office Div	4030	Depreciation Expense	30062	Tools & Shop Depreciation Capitalized	(259)	(258)	(259)	(128)	(128)	(162)	(459)	(332)	(591)	(337)	(328)	(330)	(3,571)
091	Mid-States General Office Div	4060	Amortization of gas plant acquisition adjustments	09344	Depr & Taxes Other Expense	(8,222)	(8,222)	(8,222)	(8,222)	(8,222)	(8,222)	(8,222)	(8,222)	(8,222)	(8,222)	(8,222)	(8,222)	(98,669)
091	Mid-States General Office Div	4060	Amortization of gas plant acquisition adjustments	30012	Amort Util/Plant Acq Adj	8,222	8,222	8,222	8,222	8,222	8,222	8,222	8,222	8,222	8,222	8,222	8,222	98,669
091	Mid-States General Office Div	4081	Taxes other than income taxes, utility operating income	01210	Fica Load	35,788	40,141	23,505	35,555	77,716	12,330	35,890	34,577	30,623	42,820	14,747	31,804	415,495
091	Mid-States General Office Div	4081	Taxes other than income taxes, utility operating income	01211	Futa Load	7	10	17	10	19	15	1,027	185	6	7	52	28	1,384
091	Mid-States General Office Div	4081	Taxes other than income taxes, utility operating income	01212	Suta Load	2	3	7	6	7	7	314	175	25	2	13	10	572
091	Mid-States General Office Div	4081	Taxes other than income taxes, utility operating income	01213	Fica Load Accrual	13,395	14,667	1,648	5,455	(106,022)	40,026	5,034	4,656	5,322	4,473	26,596	3,476	18,726
091	Mid-States General Office Div	4081	Taxes other than income taxes, utility operating income	01214	Futa Load Accrual	(2)	3	4	(3)	8	(11)	408	(327)	(80)	1	4	(2)	3
091	Mid-States General Office Div	4081	Taxes other than income taxes, utility operating income	01215	Suta Load Accrual	(1)	1	2	(0)	1	(4)	125	(47)	(66)	(12)	1	0	1
091	Mid-States General Office Div	4081	Taxes other than income taxes, utility operating income	09345	Taxes Other Than Inc Tax	(49,229)	(54,865)	(25,224)	(289,422)	275,811	(52,793)	(42,897)	(39,308)	(35,930)	(47,392)	(41,514)	(35,417)	(438,182)
091	Mid-States General Office Div	4081	Taxes other than income taxes, utility operating income	30101	Ad Valorem - Accrual	40	40	40	248,400	(247,540)	430	100	100	100	100	100	100	2,010
091	Mid-States General Office Div	4081	Taxes other than income taxes, utility operating income	30103	Occupational Licenses	-	-	-	-	-	-	-	(10)	-	-	-	-	(10)
091	Mid-States General Office Div	4081	Taxes other than income taxes, utility operating income	41124	Billing from SS - Taxes Other and Depr	51,373	48,259	37,006	39,032	81,433	26,902	54,694	43,961	43,556	45,602	67,080	21,242	560,141
091	Mid-States General Office Div	4081	Taxes other than income taxes, utility operating income	41129	Billing from CSC - Depr & Taxes Other	-	-	-	0	-	-	-	-	-	-	-	-	0
091	Mid-States General Office Div	4081	Taxes other than income taxes, utility operating income	41130	Billing for SS Depr & Taxes Other	(51,373)	(48,259)	(37,006)	(39,032)	(81,433)	(26,902)	(54,694)	(43,961)	(43,556)	(45,602)	(67,080)	(21,242)	(560,141)
091	Mid-States General Office Div	4091	Income taxes, utility operating income	30201	Federal Income Taxes	522,429	70,148	(2,393,572)	1,023,867	1,617,631	(3,321,536)	3,387,311	3,104,464	(8,258,021)	1,055,631	407,294	(2,145,479)	(4,929,832)
091	Mid-States General Office Div	4091	Income taxes, utility operating income	30202	State Income Taxes	84,876	11,397	(251,971)	168,389	266,042	(491,515)	418,029	383,123	(949,177)	129,160	49,834	(236,222)	(418,036)
091	Mid-States General Office Div	4101	Provision for deferred income taxes	30201	Federal Income Taxes	-	-	1,754,459	-	-	514,527	-	-	1,693,352	-	-	653,852	4,616,190
091	Mid-States General Office Div	4101	Provision for deferred income taxes	30202	State Income Taxes	-	-	468,554	-	-	834,102	-	-	467,977	-	-	181,968	1,952,601
091	Mid-States General Office Div	4211	Gain on Disposition of Property	30557	Gain or loss on disposition of leased propei	-	-	-	-	-	-	-	0	-	-	-	-	0
091	Mid-States General Office Div	4211	Gain on Disposition of Property	41136	Billed from HQ - Below the line	-	-	-	-	-	-	-	(0)	-	-	-	-	(0)
091	Mid-States General Office Div	4261	Donations	30736	FSTC- Neighbors Miscellaneous	-	-	5,000	-	(5,000)	-	-	-	-	-	-	638	638
091	Mid-States General Office Div	4261	Donations	41136	Billed from HQ - Below the line	-	-	(5,000)	-	5,000	-	-	-	-	-	-	(638)	(638)
091	Mid-States General Office Div	4264	Civic, Political and Related	01000	Non-project Labor	1,233	1,233	1,233	1,248	1,263	1,894	1,263	1,268	1,263	1,263	1,894	1,263	16,315
091	Mid-States General Office Div	4264	Civic, Political and Related	01008	Expense Labor Accrual	62	185	62	132	135	(568)	189	66	61	126	(442)	-	7
091	Mid-States General Office Div	4264	Civic, Political and Related	01202	Pension Benefits Load	43	47	43	36	36	34	38	35	34	36	38	33	453
091	Mid-States General Office Div	4264	Civic, Political and Related	01203	OPEB Benefits Load	22	24	22	18	19	18	19	18	18	18	19	17	233
091	Mid-States General Office Div	4264	Civic, Political and Related	01221	Workers Comp Benefits Load	12	13	12	10	10	9	10	9	9	10	10	9	121
091	Mid-States General Office Div	4264	Civic, Political and Related	01251	Medical Benefits Load	233	256	233	260	263	250	274	251	249	262	274	238	3,043
091	Mid-States General Office Div	4264	Civic, Political and Related	01257	ESOP Benefits Load	53	58	53	51	52	49	54	50	49	52	54	47	623
091	Mid-States General Office Div	4264	Civic, Political and Related	01263	RSP FACC Benefits Load	18	19	18	20	20	19	21	19	19	20	21	18	232
091	Mid-States General Office Div	4264	Civic, Political and Related	01266	Life Benefits Load	3	3	3	3	3	3	3	3	3	3	3	3	38
091	Mid-States General Office Div	4264	Civic, Political and Related	01269	LTD Benefits Load	8	9	8	9	9	9	10	9	9	9	10	8	108
091	Mid-States General Office Div	4264	Civic, Political and Related	01294	NSC-OPEB Benefits Load	(221)	(242)	(221)	(220)	(222)	(211)	(231)	(212)	(211)	(221)	(231)	(201)	(2,644)
091	Mid-States General Office Div	4264	Civic, Political and Related	01297	NSC-Pension Benefits Load	(24)	(27)	(24)	(17)	(17)	(16)	(18)	(16)	(16)	(17)	(18)	(15)	(225)
091	Mid-States General Office Div	4264	Civic, Political and Related	04212	IT Equipment	-	-	-	-	-	-	-	-	-	-	-	14	14

Atmos Energy Corporation - Kentucky/Mid-States (Co 050)
Trial Balance - Income Statement Accounts
For the Twelve Months Ending June 30, 2024

Division	Division Description	Account	Account Description	Sub Account	Sub Account Description	JUL-23	AUG-23	SEP-23	OCT-23	NOV-23	DEC-23	JAN-24 (0)	FEB-24	MAR-24	APR-24	MAY-24	JUN-24	TOTAL
091	Mid-States General Office Div	4264	Civic, Political and Related	05010	Office Supplies	-	-	-	-	-	-	-	-	15	-	-	-	15
091	Mid-States General Office Div	4264	Civic, Political and Related	05377	Cell phone equipment and accessories	-	-	-	-	-	14	-	-	9	-	-	-	23
091	Mid-States General Office Div	4264	Civic, Political and Related	05411	Meals and Entertainment	103	44	28	119	63	11	22	1	36	76	400	25	927
091	Mid-States General Office Div	4264	Civic, Political and Related	05412	Spousal & Dependent Travel	1	-	-	-	-	-	1	-	-	-	-	-	2
091	Mid-States General Office Div	4264	Civic, Political and Related	05413	Transportation	226	210	212	468	291	6	57	115	327	20	95	199	2,226
091	Mid-States General Office Div	4264	Civic, Political and Related	05414	Lodging	205	64	42	1,071	261	-	29	10	447	106	51	119	2,406
091	Mid-States General Office Div	4264	Civic, Political and Related	05415	Membership Fees	-	-	-	-	-	-	-	-	-	65	-	-	65
091	Mid-States General Office Div	4264	Civic, Political and Related	05420	Employee Development	125	-	87	-	74	139	-	-	-	-	477	-	902
091	Mid-States General Office Div	4264	Civic, Political and Related	07499	Misc Employee Welfare Exp	-	-	-	-	13	-	-	7	-	-	-	-	20
091	Mid-States General Office Div	4264	Civic, Political and Related	30737	Political Activities	-	-	-	-	-	-	256	-	-	-	-	265	521
091	Mid-States General Office Div	4264	Civic, Political and Related	41136	Billed from HQ - Below the line	(2,100)	(1,896)	(1,810)	(3,210)	(2,274)	(1,660)	(1,997)	(1,632)	(2,322)	(1,829)	(2,655)	(2,042)	(25,427)
091	Mid-States General Office Div	4265	Other deductions	05111	Postage/Delivery Services	-	-	-	-	264	-	-	-	-	-	-	-	264
091	Mid-States General Office Div	4265	Other deductions	05411	Meals and Entertainment	2,392	1,795	526	357	378	910	1,109	1,078	827	513	3,666	1,242	14,794
091	Mid-States General Office Div	4265	Other deductions	05412	Spousal & Dependent Travel	-	-	-	-	-	89	209	-	-	-	-	-	298
091	Mid-States General Office Div	4265	Other deductions	05413	Transportation	-	-	-	-	-	-	-	5,865	-	-	-	-	5,865
091	Mid-States General Office Div	4265	Other deductions	07495	Employee Broadcast and Publication	431	-	-	-	-	-	-	-	-	-	-	-	431
091	Mid-States General Office Div	4265	Other deductions	07499	Misc Employee Welfare Exp	-	-	292	316	-	762	-	-	-	873	-	819	3,063
091	Mid-States General Office Div	4265	Other deductions	07520	Do Not Use - Donations	103	-	-	-	-	103	250	-	-	-	-	-	456
091	Mid-States General Office Div	4265	Other deductions	07590	Misc General Expense	-	500	-	-	541	-	-	-	-	-	494	-	1,535
091	Mid-States General Office Div	4265	Other deductions	30740	Misc Income Deductions	579	2,271	3,107	256	957	327	578	539	100	1,300	455	200	10,667
091	Mid-States General Office Div	4265	Other deductions	30743	Entertainment & Sports Events	343	360	1,771	31,879	2,667	31,828	6,193	9,978	16,373	1,621	8,417	-	111,428
091	Mid-States General Office Div	4265	Other deductions	41136	Billed from HQ - Below the line	(3,848)	(4,926)	(5,696)	(32,808)	(4,807)	(34,019)	(8,339)	(17,460)	(17,300)	(4,307)	(13,032)	(2,261)	(148,802)
091	Mid-States General Office Div	4280	Amortization of debt discount and expense	30132	1St Mortg Bonds Series I	648	648	648	648	648	648	648	648	648	648	648	648	7,777
091	Mid-States General Office Div	4280	Amortization of debt discount and expense	41136	Billed from HQ - Below the line	(648)	(648)	(648)	(648)	(648)	(648)	(648)	(648)	(648)	(648)	(648)	(648)	(7,777)
091	Mid-States General Office Div	8160	Wells expenses	04590	Utilities	-	-	-	-	-	-	-	-	-	-	-	-	-
091	Mid-States General Office Div	8170	Lines expenses	04590	Utilities	1	98	2	47	96	43	45	1	71	25	87	47	563
091	Mid-States General Office Div	8180	Compressor station expenses	04590	Utilities	7	689	14	330	668	303	318	7	496	175	608	330	3,944
091	Mid-States General Office Div	8180	Compressor station expenses	04599	Capitalized Utility Costs	(6)	(620)	(12)	(96)	(194)	(88)	(261)	(5)	(407)	(143)	(499)	(271)	(2,601)
091	Mid-States General Office Div	8180	Compressor station expenses	07609	Utility Cap Accrual	-	-	-	-	-	-	-	-	-	-	-	-	-
091	Mid-States General Office Div	8190	Compressor station fuel and power	04590	Utilities	1,322	1,114	-	-	-	-	-	-	-	-	-	-	2,436
091	Mid-States General Office Div	8210	Storage-Purification expenses	04590	Utilities	92	95	96	94	96	96	100	154	115	90	85	80	1,194
091	Mid-States General Office Div	8240	Storage-Other expenses	04590	Utilities	-	-	-	-	-	-	-	-	-	-	-	-	-
091	Mid-States General Office Div	8250	Storage well royalties	04580	Building Lease/Rents Capitalized	-	-	-	(297)	-	-	(932)	(32)	-	(1,871)	(223)	(292)	(3,646)
091	Mid-States General Office Div	8250	Storage well royalties	04581	Non 842 Building Lease/Rents	-	-	-	1,023	-	-	1,136	39	-	2,282	272	356	5,108
091	Mid-States General Office Div	8250	Storage well royalties	04590	Utilities	115	104	54	116	252	544	531	518	506	239	129	66	3,173
091	Mid-States General Office Div	8560	Mains expenses	04590	Utilities	9	886	17	424	859	389	409	8	638	225	782	425	5,070
091	Mid-States General Office Div	8560	Mains expenses	04599	Capitalized Utility Costs	(8)	(797)	(16)	(123)	(249)	(113)	(335)	(7)	(523)	(184)	(641)	(348)	(3,344)
091	Mid-States General Office Div	8560	Mains expenses	06111	Contract Labor	-	-	-	-	-	-	-	-	-	-	-	-	-
091	Mid-States General Office Div	8560	Mains expenses	07609	Utility Cap Accrual	-	-	-	-	-	-	-	-	-	-	-	-	-
091	Mid-States General Office Div	8570	Transmission-Measuring and regulating station expenses	04590	Utilities	2	197	4	94	191	87	91	2	142	50	174	94	1,127
091	Mid-States General Office Div	8600	Transmission-Rents	07120	Environmental & Safety	-	-	4,000	60	1,008	-	-	-	-	-	555	-	5,623
091	Mid-States General Office Div	8700	Distribution-Operation supervision and engineering	01000	Non-project Labor	109,149	108,793	107,931	114,163	122,692	173,226	109,471	109,380	109,207	114,314	167,320	110,407	1,456,052
091	Mid-States General Office Div	8700	Distribution-Operation supervision and engineering	01001	Capital Labor	251,203	267,020	267,483	281,997	301,383	426,560	285,932	317,167	314,043	320,402	466,446	313,611	3,813,246
091	Mid-States General Office Div	8700	Distribution-Operation supervision and engineering	01002	Capital Labor Contra	(244,680)	(255,532)	(257,329)	(270,903)	(289,124)	(410,033)	(273,405)	(292,909)	(287,320)	(303,155)	(442,527)	(299,044)	(3,625,961)
091	Mid-States General Office Div	8700	Distribution-Operation supervision and engineering	01006	O&M Project Labor and Contra	-	-	-	-	-	-	-	-	2,558	-	-	-	2,558
091	Mid-States General Office Div	8700	Distribution-Operation supervision and engineering	01008	Expense Labor Accrual	5,675	16,212	5,008	14,533	17,387	(57,014)	14,917	5,433	5,383	13,985	(40,701)	(285)	532
091	Mid-States General Office Div	8700	Distribution-Operation supervision and engineering	01011	Capital Labor Transfer In	182,514	178,127	181,331	195,844	210,994	317,605	210,342	210,158	209,632	221,451	312,181	207,523	2,637,700
091	Mid-States General Office Div	8700	Distribution-Operation supervision and engineering	01012	Capital Labor Transfer Out	(189,037)	(189,615)	(191,485)	(206,937)	(223,253)	(334,133)	(222,868)	(234,416)	(236,355)	(238,697)	(336,100)	(222,089)	(2,824,985)
091	Mid-States General Office Div	8700	Distribution-Operation supervision and engineering	01014	Expense Labor Transfer Out	-	-	-	-	-	-	-	-	(2,558)	-	-	-	(2,558)
091	Mid-States General Office Div	8700	Distribution-Operation supervision and engineering	02005	Non-Inventory Supplies	53	2,493	346	74	276	170	-	265	24	92	524	805	5,121
091	Mid-States General Office Div	8700	Distribution-Operation supervision and engineering	03003	Capitalized transportation costs	(39)	(79)	(130)	(115)	(43)	(5)	(918)	-	(109)	(34)	(95)	(637)	(2,202)
091	Mid-States General Office Div	8700	Distribution-Operation supervision and engineering	03004	Vehicle Expense	68	120	193	127	68	9	1,117	-	136	66	155	905	2,965
091	Mid-States General Office Div	8700	Distribution-Operation supervision and engineering	04002	Required By Law, Safety	50,069	28,077	12,042	60,627	23,382	128	77,905	259,425	3,193	65,728	2,829	5,341	588,745
091	Mid-States General Office Div	8700	Distribution-Operation supervision and engineering	04018	Safety	1,870	-	-	-	-	-	170	-	-	-	-	-	2,040
091	Mid-States General Office Div	8700	Distribution-Operation supervision and engineering	04022	Promo Sales, Misc	-	-	-	-	-	-	-	-	-	-	-	50	50
091	Mid-States General Office Div	8700	Distribution-Operation supervision and engineering	04040	Community Rel&Trade Shows	-	147	1,138	-	-	-	-	-	-	-	44	-	1,330
091	Mid-States General Office Div	8700	Distribution-Operation supervision and engineering	04065	Offsite Storage	372	360	424	332	372	372	372	372	372	372	372	160	4,252
091	Mid-States General Office Div	8700	Distribution-Operation supervision and engineering	04145	Printing/Slides/Graphics	-	-	148	-	-	-	-	-	-	-	-	-	148
091	Mid-States General Office Div	8700	Distribution-Operation supervision and engineering	04201	Software Maintenance	16,439	13,640	13,649	16,023	20,012	34,575	15,047	17,159	15,357	16,145	15,311	20,609	213,966
091	Mid-States General Office Div	8700	Distribution-Operation supervision and engineering	04212	IT Equipment	1,957	1,424	279	334	497	576	952	570	70	64	959	928	8,609
091	Mid-States General Office Div	8700	Distribution-Operation supervision and engineering	04564	842 Variable Copier Lease Expense	3	7	3	2	-	-	-	-	-	-	-	-	15
091	Mid-States General Office Div	8700	Distribution-Operation supervision and engineering	04590	Utilities	1,246	1,419	1,443	1,136	1,092	1,034	1,146	1,198	1,053	1,044	1,371	1,345	14,527
091	Mid-States General Office Div	8700	Distribution-Operation supervision and engineering	04592	Misc Rents	77	77	3,643	77	77	77	77	77	575	77	77	77	4,986
091	Mid-States General Office Div	8700	Distribution-Operation supervision and engineering	04599	Capitalized Utility Costs	(1,081)	(1,233)	(1,258)	(329)	(317)	(300)	(940)	(983)	(863)	(856)	(1,124)	(1,103)	(10,388)
091	Mid-States General Office Div	8700	Distribution-Operation supervision and engineering	05010	Office Supplies	1,107	4,678	1,515	2,196	740	1,251	1,765	2,663	1,279	832	948	3,030	22,005
091	Mid-States General Office Div	8700	Distribution-Operation supervision and engineering	05111	Postage/Delivery Services	560	420	967	1,050	217	212	656	1,181	139	968	738	166	7,273
091	Mid-States General Office Div	8700	Distribution-Operation supervision and engineering	05215	842 Copier Lease Expense	713	113	(608)	-	657	623	661	663	686	546	550	553	5,158
091	Mid-States General Office Div	8700	Distribution-Operation supervision and engineering	05310	Monthly Lines and service	(11,135)	(10,441)	(10,460)	(8,223)	(79)	(9,626)	(3,700)	(3,693)	(3,699)	(3,718)	(5,087)	(5,019)	(74,881)
091	Mid-States General Office Div	8700	Distribution-Operation supervision and engineering	05312	Long Distance	1	1	1	0	2	0	0	1	1	0	0	2	11
091	Mid-States General Office Div	8700	Distribution-Operation supervision and engineering	05314	Toll Free Long Distance	113	113	112	118	116	31	31	31	31	31	31	30	787
091	Mid-States General Office Div	8700	Distribution-Operation supervision and engineering	05317	Telephone Directory	12,450	5,623	11,145	2,984	7,173	4,540	7,683	8,839	6,293	6,238	5,441	4,953	83,362
091	Mid-States General Office Div	8700	Distribution-Operation supervision and engineering	05323	Measurement & Meter Reading	2,900	2,994	2,992	3,017	2,372	3,243	2,899	2,994	2,965	2,891	3,109	3,079	35,455
091	Mid-States General Office Div	8700	Distribution-Operation supervision and engineering	05331	WAN/LAN/Internet Service	9,547	9,332	9,332	9,346	9,356	9,439	8,418	8,719	9,171	10,255	9,313	9,226	111,453
091	Mid-States General Office Div	8700	Distribution-Operation supervision and engineering	05364	Cellular, radio, pager charges	5,097	5,503	5,435	5,470	5,116	5,567	5,384	5,118	8,158	7,103	6,295	6,487	70,734
091	Mid-States General Office Div	8700	Distribution-Operation supervision and engineering	05376	Cell service for data uses	13,930	13,349	14,408	14,505	13,857	13,085	12,401	15,283	15,183	14,667	16,165	17,672	174,506
091	Mid-States General Office Div	8700	Distribution-Operation supervision and engineering	05377	Cell phone equipment and accessories	2,009	436	75	820	922	229	829	24	863	538	894	397	8,036
091	Mid-States General Office Div	8700	Distribution-Operation supervision and engineering	05399	Capitalized Telecom Costs	(11,867)	(11,036)	(11,375)	(6,390)	(8,494)	(5,430)	(19,158)	(20,896)	(24,361)	(23,679)	(22,640)	(23,612)	(188,938)
091	Mid-States General Office Div	8700	Distribution-Operation supervision and engineering	05411	Meals and Entertainment	6,139	10,294	7,921	5,878	9,979	8,387	7,323	12,378	6,560	7,656	15,307	9,813	107,636
091	Mid-States General Office Div	8700	Distribution-Operation supervision and engineering	05412	Spousal & Dependent Travel	35	70	-	-	-	756	-	253	117	115	-	107	1,452
091	Mid-States General Office Div	8700	Distribution-Operation supervision and engineering	05413	Transportation	4,852	9,365	8,279	5,208	8,711	6,538	4,771	5,395	6,921	8,524	16,973	9,401	94,939
091	Mid-States General Office Div	8700	Distribution-Operation supervision and engineering	05414	Lodging	3,912	8,102	6,611	6,764	7,972	4,492	3,948	13,419	5,987	10,662	27,605	10,174	109,646
091	Mid-States General Office Div	8700	Distribution-Operation supervision and engineering	05415	Membership Fees	244	139	503	25	17	-	25	5	16	260	-	45	1,279
091	Mid-States General Office Div	8700	Distribution-Operation supervision and engineering	05416	Club Dues - Nondeductible	33	33	33	33	33	33	33	16	-	16	16	16	295
091	Mid-States General Office Div	8700	Distribution-Operation supervision and engineering	05419	Misc Employee Expense	13,496	671	9	9	643	5,865	-	6,405	67,850	47	-	-	94,994
091	Mid-States General Office Div	8700	Distribution-Operation supervision and engineering	05420	Employee Development	709	7,450	2,087	553	214	883	350	6,045	179	50	18,411	-	36,930
091	Mid-States General Office Div	8700	Distribution-Operation supervision and engineering	05421	Training	2,149	119	2,149	-	-	-	1,125	412	4,086	3,417	-	175	13,631
091	Mid-States General Office Div	8700	Distribution-Operation supervision and engineering	05425	Regulatory Compliance Training	124	5,830	-	-	5,830	-	-	-	-	-	-	-	11,784
091	Mid-States General Office Div	8700	Distribution-Operation supervision and engineering	05426	Safety Training	44	4,600	560	465	-	546	420	960	1,402	1,223	1,764	514	12,498
091	Mid-States General Office Div	8700	Distribution-Operation supervision and engineering	05427	Technical (Job Skills) Training	-	-	-	-	-	-	-	-	95	-	-	-	95
091	Mid-States General Office Div	8700	Distribution-Operation supervision and engineering	05429	Work Environment Training	-	-	-	-	-	-	-	-	690	-	-	-	690
091	Mid-States General Office Div	8700	Distribution-Operation supervision and engineering	06111	Contract Labor	64	-	235,016	(210,616)	-	139,507	(139,007)	-	-	-	-	-	24,964
091	Mid-States General Office Div	8700	Distribution-Operation supervision and engineering	07120	Environmental & Safety	12,409	10,439	4,355	-	-	656	-	337	-	-	-	1,778	29,974
091	Mid-States General Office Div	8700	Distribution-Operation supervision and engineering	07421	Service Awards	-	6,150	1,648	-	1,200	-	-	-	-	-	-	-	8,998
091	Mid-States General Office Div	8700	Distribution-Operation supervision and engineering	07443	Uniforms	-	-	-	-	-	-	-	-	-	-	297	252	549
091	Mid-States General Office Div	8700	Distribution-Operation supervision and engineering	07444	Uniforms Capitalized	-	-	-	-	-	-	-	-	-	-	(267)	(227)	(494)
091	Mid-States General Office Div	8700	Distribution-Operation supervision and engineering	07499	Misc Employee Welfare Exp	543	897	4,953	861	2,423	3,789	1,315	2,221	1,369	4,353	1,827	1,911	26,462
091	Mid-States General Office Div	8700	Distribution-Operation supervision and engineering	07590	Misc General Expense	-	-	-	-	1,643	-	-	-	-	-	-	53	1,696
091	Mid-States General Office Div	8700	Distribution-Operation supervision and engineering	07601	Vehicle Cap Accrual	-	-	-	-	-	-	-	-	-	-	-	-	-
091	Mid-States General Office Div	8700	Distribution-Operation supervision and engineering	07607	Telecom Cap Accrual	-	-	-	-	-	-	-	-	-	-	-	-	-
091	Mid-States General Office Div	8700	Distribution-Operation supervision and engineering	07608	Uniform Cap Accrual	-	-	-	-	-	-	-	-	-	-	-	-	-
091	Mid-States General Office Div	8700	Distribution-Operation supervision and engineering	07609	Utility Cap Accrual	-	-	-	-	-	-	-	-	-	-	-	-	-

Atmos Energy Corporation - Kentucky/Mid-States (Co 050)
Trial Balance - Income Statement Accounts
For the Twelve Months Ending June 30, 2024

Division	Division Description	Account	Account Description	Sub Account	Sub Account Description	JUL-23	AUG-23	SEP-23	OCT-23	NOV-23	DEC-23	(0) JAN-24	FEB-24	MAR-24	APR-24	MAY-24	JUN-24	TOTAL
091	Mid-States General Office Div	8740	Mains and Services Expenses	01000	Non-project Labor	15,684	16,923	14,168	15,633	19,429	26,973	23,097	18,666	16,569	26,492	29,509	12,258	235,403
091	Mid-States General Office Div	8740	Mains and Services Expenses	01008	Expense Labor Accrual	986	2,910	(532)	2,296	4,221	(9,105)	4,743	(839)	(115)	7,610	(10,977)	(1,854)	(654)
091	Mid-States General Office Div	8740	Mains and Services Expenses	03002	Vehicle Lease Payments	8,297	8,297	9,443	9,443	-	(8,556)	691	(292)	64	-	-	-	27,388
091	Mid-States General Office Div	8740	Mains and Services Expenses	03003	Capitalized transportation costs	(11,224)	(10,174)	(16,277)	(13,378)	(17,434)	(12,591)	(11,596)	(13,690)	(10,841)	(16,862)	(11,733)	(15,846)	(161,647)
091	Mid-States General Office Div	8740	Mains and Services Expenses	03004	Vehicle Expense	10,283	8,424	14,261	11,055	16,337	10,414	8,945	11,869	7,739	19,977	9,716	11,940	140,960
091	Mid-States General Office Div	8740	Mains and Services Expenses	03008	842 Vehicle Lease Expense	-	-	-	-	10,639	17,692	9,443	9,443	7,250	7,751	7,206	8,096	77,520
091	Mid-States General Office Div	8740	Mains and Services Expenses	03009	842 Variable Heavy Equip Lease Expense	-	-	(622)	2,987	63	-	63	63	(5)	63	5	59	2,678
091	Mid-States General Office Div	8740	Mains and Services Expenses	04301	Equipment Lease	-	-	1,195	1,195	-	2,445	1,204	1,195	1,258	1,195	1,253	1,195	12,136
091	Mid-States General Office Div	8740	Mains and Services Expenses	04302	Heavy Equipment	-	-	(5)	18	5	24	(4)	10	10	15	5	9	85
091	Mid-States General Office Div	8740	Mains and Services Expenses	04307	Heavy Equipment Capitalized	-	-	(558)	(4,117)	(66)	(2,419)	(1,238)	(1,243)	(1,238)	(1,247)	(1,238)	(1,238)	(14,602)
091	Mid-States General Office Div	8740	Mains and Services Expenses	04560	Non 842 Fleet Lease/Rents	533	533	793	533	533	533	-	1,449	952	1,083	587	614	8,143
091	Mid-States General Office Div	8740	Mains and Services Expenses	04563	842 Variable Fleet Lease Expense	572	572	1,861	641	2,012	-	1,023	422	812	1,036	2,025	3,848	14,823
091	Mid-States General Office Div	8740	Mains and Services Expenses	04590	Utilities	296	183	166	228	207	103	103	100	100	106	129	118	1,838
091	Mid-States General Office Div	8740	Mains and Services Expenses	05010	Office Supplies	-	-	-	-	38	-	-	-	-	-	-	-	38
091	Mid-States General Office Div	8740	Mains and Services Expenses	05310	Monthly Lines and service	47	39	57	42	43	43	43	43	43	25	58	34	515
091	Mid-States General Office Div	8740	Mains and Services Expenses	05399	Capitalized Telecom Costs	(29)	(24)	(34)	(12)	(12)	(12)	(35)	(35)	(35)	(20)	(47)	(28)	(324)
091	Mid-States General Office Div	8740	Mains and Services Expenses	05411	Meals and Entertainment	-	-	-	-	-	-	-	-	-	-	-	-	-
091	Mid-States General Office Div	8740	Mains and Services Expenses	05413	Transportation	-	-	-	-	-	-	-	-	-	-	-	-	-
091	Mid-States General Office Div	8740	Mains and Services Expenses	05414	Lodging	-	-	-	-	-	-	-	-	-	-	1,428	-	1,428
091	Mid-States General Office Div	8740	Mains and Services Expenses	05421	Training	-	-	-	-	-	-	-	-	-	-	122	-	122
091	Mid-States General Office Div	8740	Mains and Services Expenses	05426	Safety Training	773	525	525	525	525	525	5,790	(4,745)	522	522	522	522	6,531
091	Mid-States General Office Div	8740	Mains and Services Expenses	06111	Contract Labor	-	-	-	9,848	-	-	-	-	-	-	-	-	9,848
091	Mid-States General Office Div	8740	Mains and Services Expenses	07443	Uniforms	99	-	-	214	301	217	864	393	1,038	325	-	-	3,453
091	Mid-States General Office Div	8740	Mains and Services Expenses	07444	Uniforms Capitalized	(57)	-	-	(62)	(87)	(63)	(709)	(344)	(918)	(216)	-	-	(2,455)
091	Mid-States General Office Div	8740	Mains and Services Expenses	07601	Vehicle Cap Accrual	-	-	-	-	-	-	-	-	-	-	-	-	-
091	Mid-States General Office Div	8740	Mains and Services Expenses	07607	Telecom Cap Accrual	-	-	-	-	-	-	-	-	-	-	-	-	-
091	Mid-States General Office Div	8740	Mains and Services Expenses	07608	Uniform Cap Accrual	-	-	-	-	-	-	-	-	-	-	-	-	-
091	Mid-States General Office Div	8750	Distribution-Measuring and regulating station expenses	01000	Non-project Labor	7,261	7,461	7,487	7,400	7,887	11,982	8,212	8,278	7,848	7,824	11,735	8,016	101,390
091	Mid-States General Office Div	8750	Distribution-Measuring and regulating station expenses	01008	Expense Labor Accrual	361	1,179	386	696	1,081	(3,524)	1,288	440	199	770	(2,739)	48	187
091	Mid-States General Office Div	8750	Distribution-Measuring and regulating station expenses	02001	Inventory Materials	-	-	-	-	-	-	927	-	-	-	-	-	927
091	Mid-States General Office Div	8750	Distribution-Measuring and regulating station expenses	02004	Warehouse Loading Charge	-	-	-	-	-	-	9	-	-	-	-	-	9
091	Mid-States General Office Div	8750	Distribution-Measuring and regulating station expenses	02005	Non-Inventory Supplies	-	-	28	-	-	-	1,107	465	(51)	-	-	-	1,548
091	Mid-States General Office Div	8750	Distribution-Measuring and regulating station expenses	03003	Capitalized transportation costs	-	(284)	-	-	-	-	(26)	(2)	-	(4)	-	-	(315)
091	Mid-States General Office Div	8750	Distribution-Measuring and regulating station expenses	03004	Vehicle Expense	-	1,071	-	-	-	-	103	6	-	16	-	-	1,196
091	Mid-States General Office Div	8750	Distribution-Measuring and regulating station expenses	05010	Office Supplies	-	-	-	48	(9)	53	7	24	10	72	-	31	235
091	Mid-States General Office Div	8750	Distribution-Measuring and regulating station expenses	05111	Postage/Delivery Services	13	-	-	-	13	-	-	-	72	-	-	-	97
091	Mid-States General Office Div	8750	Distribution-Measuring and regulating station expenses	05323	Measurement & Meter Reading	-	-	-	-	-	40	10	-	-	-	-	-	50
091	Mid-States General Office Div	8750	Distribution-Measuring and regulating station expenses	05377	Cell phone equipment and accessories	-	-	-	-	-	-	-	-	11	15	-	-	26
091	Mid-States General Office Div	8750	Distribution-Measuring and regulating station expenses	05399	Capitalized Telecom Costs	-	-	-	-	-	-	-	-	(9)	(12)	-	-	(21)
091	Mid-States General Office Div	8750	Distribution-Measuring and regulating station expenses	05411	Meals and Entertainment	-	439	1,197	-	-	419	76	2,087	-	1,447	81	637	6,383
091	Mid-States General Office Div	8750	Distribution-Measuring and regulating station expenses	05412	Spousal & Dependent Travel	-	-	-	-	-	68	-	-	-	-	-	-	68
091	Mid-States General Office Div	8750	Distribution-Measuring and regulating station expenses	05413	Transportation	-	1,518	-	-	-	829	-	753	-	-	-	865	3,965
091	Mid-States General Office Div	8750	Distribution-Measuring and regulating station expenses	05414	Lodging	-	-	613	-	-	435	-	-	603	299	191	913	3,055
091	Mid-States General Office Div	8750	Distribution-Measuring and regulating station expenses	05421	Training	-	-	-	-	-	1,500	-	-	-	-	-	-	1,500
091	Mid-States General Office Div	8750	Distribution-Measuring and regulating station expenses	07443	Uniforms	-	-	-	161	446	-	-	-	-	-	377	-	984
091	Mid-States General Office Div	8750	Distribution-Measuring and regulating station expenses	07444	Uniforms Capitalized	-	-	-	(47)	(129)	-	-	-	-	-	(97)	-	(273)
091	Mid-States General Office Div	8750	Distribution-Measuring and regulating station expenses	07499	Misc Employee Welfare Exp	-	-	-	-	-	-	-	-	89	-	-	-	89
091	Mid-States General Office Div	8750	Distribution-Measuring and regulating station expenses	07601	Vehicle Cap Accrual	-	-	-	-	-	-	-	-	-	-	-	-	-
091	Mid-States General Office Div	8750	Distribution-Measuring and regulating station expenses	07608	Uniform Cap Accrual	-	-	-	-	-	-	-	-	-	-	-	-	-
091	Mid-States General Office Div	8780	Meter and house regulator expenses	01000	Non-project Labor	6,499	10,817	7,576	13,646	21,348	15,733	10,170	7,256	6,672	7,210	13,126	10,661	130,713
091	Mid-States General Office Div	8780	Meter and house regulator expenses	01008	Expense Labor Accrual	(149)	2,918	(1,080)	4,400	6,756	(12,321)	1,446	(803)	71	990	(2,138)	478	567
091	Mid-States General Office Div	8800	Distribution-Other expenses	05111	Postage/Delivery Services	-	110	69	-	73	57	27	-	-	-	36	-	372
091	Mid-States General Office Div	8800	Distribution-Other expenses	06111	Contract Labor	106,203	75,493	61,610	37,083	51,798	34,260	36,001	36,795	42,386	40,149	61,533	15,458	598,770
091	Mid-States General Office Div	8810	Distribution-Rents	04307	Heavy Equipment Capitalized	-	-	-	-	-	(1,484)	-	-	-	-	-	-	(1,484)
091	Mid-States General Office Div	8810	Distribution-Rents	04308	842 Locusview Lease Expense	-	-	-	-	-	1,514	-	-	-	-	-	-	1,514
091	Mid-States General Office Div	8810	Distribution-Rents	04561	842 Variable Real Estate Lease Expense	1,564	-	-	367	-	4,603	4,665	952	62	11,051	5,599	16,263	45,125
091	Mid-States General Office Div	8810	Distribution-Rents	04578	842 Real Estate Lease Expense	74,007	74,054	74,053	88,045	88,044	88,043	87,980	89,387	89,387	89,387	89,387	63,311	995,084
091	Mid-States General Office Div	8810	Distribution-Rents	04580	Building Lease/Rents Capitalized	(48,647)	(47,928)	(48,002)	(25,514)	(25,514)	(26,849)	(75,918)	(74,028)	(73,297)	(82,309)	(77,803)	(65,184)	(670,995)
091	Mid-States General Office Div	8810	Distribution-Rents	04592	Misc Rents	-	-	-	-	-	-	3,159	333	-	-	-	-	3,492
091	Mid-States General Office Div	8810	Distribution-Rents	07603	Rent Cap Accrual	-	-	-	-	-	-	-	-	-	-	-	-	-
091	Mid-States General Office Div	8870	Distribution-Maint of mains	01000	Non-project Labor	-	-	41	-	-	-	-	-	-	350	-	-	391
091	Mid-States General Office Div	8870	Distribution-Maint of mains	01008	Expense Labor Accrual	-	-	20	(20)	-	-	-	-	-	210	(210)	-	-
091	Mid-States General Office Div	8910	Maintenance of measuring and regulating station equipment-City gate	01000	Non-project Labor	-	-	-	-	-	-	-	-	-	-	-	79	79
091	Mid-States General Office Div	8910	Maintenance of measuring and regulating station equipment-City gate	01008	Expense Labor Accrual	-	-	-	-	-	-	-	-	-	-	-	20	20
091	Mid-States General Office Div	8920	Maintenance of services	01000	Non-project Labor	1,897	524	-	-	-	-	-	-	-	-	-	-	2,421
091	Mid-States General Office Div	8920	Maintenance of services	01008	Expense Labor Accrual	4	(333)	(236)	-	-	-	-	-	-	-	-	-	(566)
091	Mid-States General Office Div	9010	Customer accounts-Operation supervision	01000	Non-project Labor	8,416	8,416	8,416	8,552	8,689	13,034	8,689	8,689	8,689	8,689	13,034	8,820	112,133
091	Mid-States General Office Div	9010	Customer accounts-Operation supervision	01008	Expense Labor Accrual	421	1,262	421	924	951	(3,910)	1,303	434	434	869	(3,041)	33	101
091	Mid-States General Office Div	9010	Customer accounts-Operation supervision	05411	Meals and Entertainment	-	185	199	-	-	-	-	463	-	68	-	342	1,257
091	Mid-States General Office Div	9010	Customer accounts-Operation supervision	05413	Transportation	-	-	54	-	-	-	-	132	-	-	-	132	318
091	Mid-States General Office Div	9010	Customer accounts-Operation supervision	05414	Lodging	-	1,182	-	-	-	-	-	376	-	-	-	378	1,937
091	Mid-States General Office Div	9020	Customer accounts-Meter reading expenses	01000	Non-project Labor	2,612	4,251	4,024	3,478	2,460	3,019	2,928	3,153	3,571	2,615	5,108	4,882	42,101
091	Mid-States General Office Div	9020	Customer accounts-Meter reading expenses	01008	Expense Labor Accrual	(168)	1,129	99	75	(365)	(1,219)	668	248	367	(217)	(718)	369	269
091	Mid-States General Office Div	9030	Customer accounts-Customer records and collections expenses	01000	Non-project Labor	55,701	53,761	54,665	52,173	56,029	84,169	76,295	73,137	69,813	72,838	104,086	52,495	805,161
091	Mid-States General Office Div	9030	Customer accounts-Customer records and collections expenses	01008	Expense Labor Accrual	3,628	7,482	3,140	3,971	7,917	(25,192)	16,490	2,394	1,995	8,796	(26,355)	(4,224)	41
091	Mid-States General Office Div	9030	Customer accounts-Customer records and collections expenses	05010	Office Supplies	-	-	-	-	-	-	82	-	-	-	-	-	82
091	Mid-States General Office Div	9030	Customer accounts-Customer records and collections expenses	05411	Meals and Entertainment	-	88	-	-	15	43	-	-	-	-	3,510	-	3,656
091	Mid-States General Office Div	9030	Customer accounts-Customer records and collections expenses	05413	Transportation	-	274	-	-	-	-	-	-	-	-	-	-	274
091	Mid-States General Office Div	9030	Customer accounts-Customer records and collections expenses	06111	Contract Labor	1,215	1,232	1,252	1,270	1,297	1,319	1,334	1,360	1,385	1,406	1,422	1,437	15,927
091	Mid-States General Office Div	9030	Customer accounts-Customer records and collections expenses	06113	Payment Services	98,749	111,507	108,862	103,253	105,509	105,756	114,932	129,367	139,080	137,552	133,225	131,153	1,418,946
091	Mid-States General Office Div	9030	Customer accounts-Customer records and collections expenses	06116	Bill Print Fees	1,986	2,003	1,930	1,906	1,947	1,832	1,930	1,862	2,331	2,963	2,511	1,937	25,139
091	Mid-States General Office Div	9030	Customer accounts-Customer records and collections expenses	07499	Misc Employee Welfare Exp	-	-	-	-	-	162	-	-	-	-	-	-	162
091	Mid-States General Office Div	9040	Customer accounts-Uncollectible accounts	09929	Misc Uncol Acct-Write Off	-	-	-	-	-	-	-	-	-	-	-	1,358	1,358
091	Mid-States General Office Div	9090	Customer service-Operating informational and instructional advertising	01000	Non-project Labor	13,187	13,187	13,187	13,319	13,451	20,176	13,451	13,556	13,451	13,451	20,176	13,451	174,039
091	Mid-States General Office Div	9090	Customer service-Operating informational and instructional advertising	01008	Expense Labor Accrual	659	1,978	659	1,398	1,424	(6,053)	2,018	720	625	1,345	(4,708)	-	66
091	Mid-States General Office Div	9090	Customer service-Operating informational and instructional advertising	04212	IT Equipment	-	-	-	-	-	-	-	-	-	-	-	268	268
091	Mid-States General Office Div	9090	Customer service-Operating informational and instructional advertising	05411	Meals and Entertainment	1,195	545	141	185	78	131	14	14	138	-	-	-	2,442
091	Mid-States General Office Div	9090	Customer service-Operating informational and instructional advertising	05412	Spousal & Dependent Travel	10	-	-	-	-	26	-	-	-	-	-	-	36
091	Mid-States General Office Div	9090	Customer service-Operating informational and instructional advertising	05413	Transportation	1,108	1,618	2,678	213	1,772	546	633	218	397	57	103	651	9,993
091	Mid-States General Office Div	9090	Customer service-Operating informational and instructional advertising	05414	Lodging	801	380	804	859	644	326	226	181	339	-	171	-	4,731
091	Mid-States General Office Div	9090	Customer service-Operating informational and instructional advertising	05420	Employee Development	713	-	-	-	-	-	-	-	-	-	-	-	713
091	Mid-States General Office Div	9100	Customer service-Miscellaneous customer service	04040	Community Rel&Trade Shows	-	-	-	-	-	-	1,810	-	-	-	-	-	1,810
091	Mid-States General Office Div	9100	Customer service-Miscellaneous customer service	04046	Customer Relations & Assist	32	-	29	2,589	25	2	80	33	-	28	3	-	2,820
091	Mid-States General Office Div	9110	Sales-Supervision	01000	Non-project Labor	12,793	12,639	12,589	12,808	13,186	19,495	12,980	12,992	13,048	13,220	19,668	13,074	168,491
091	Mid-States General Office Div	9110	Sales-Supervision	01008	Expense Labor Accrual	589	1,850	607	1,390	1,546	(5,981)	1,943	654	677	1,408	(4,654)	(9)	19
091	Mid-States General Office Div	9110	Sales-Supervision	03003	Capitalized transportation costs	-	-	(6)	-	-	-	-	-	-	-	-	-	(6)
091	Mid-States General Office Div	9110	Sales-Supervision	03004	Vehicle Expense	-	-	24	-	-	-	-	-	-	-	-	-	24
091	Mid-States General Office Div	9110	Sales-Supervision	04022	Promo Sales, Misc	-	2,627	-	-	-	-	-	-	-	-	-	-	2,627
091	Mid-States General Office Div	9110	Sales-Supervision	04145	Printing/Slides/Graphics	-	-	-	-	-	-	-	-	-	2,330	-	-	2,330
091	Mid-States General Office Div	9110	Sales-Supervision	05010	Office Supplies	-	-	-	-	-	-	-	52	-	302	-	-	354
091	Mid-States General Office Div	9110	Sales-Supervision	05411	Meals and Entertainment	114	775	632	59	650	-	269	772	1,329	344	844	697	6,485

Atmos Energy Corporation - Kentucky/Mid-States (Co 050)
Trial Balance - Income Statement Accounts
For the Twelve Months Ending June 30, 2024

Division	Division Description	Account	Account Description	Sub Account	Sub Account Description	JUL-23	AUG-23	SEP-23	OCT-23	NOV-23	DEC-23	JAN-24 (0)	FEB-24	MAR-24	APR-24	MAY-24	JUN-24	TOTAL
091	Mid-States General Office Div	9110	Sales-Supervision	05412	Spousal & Dependent Travel	-	-	-	-	-	-	-	-	-	-	1,151	-	1,151
091	Mid-States General Office Div	9110	Sales-Supervision	05413	Transportation	136	2,001	654	16	471	31	405	999	368	1,750	547	1,145	8,524
091	Mid-States General Office Div	9110	Sales-Supervision	05414	Lodging	348	1,542	575	424	510	325	325	713	1,208	1,098	303	446	7,817
091	Mid-States General Office Div	9110	Sales-Supervision	07499	Misc Employee Welfare Exp	-	-	-	-	-	392	147	344	-	-	-	-	882
091	Mid-States General Office Div	9110	Sales-Supervision	07601	Vehicle Cap Accrual	-	-	-	-	-	-	-	-	-	-	-	-	-
091	Mid-States General Office Div	9120	Sales-Demonstrating and selling expenses	04046	Customer Relations & Assist	-	-	331	-	-	-	1,798	-	570	2,601	-	-	5,300
091	Mid-States General Office Div	9130	Sales-Advertising expenses	04021	Promo Other, Misc	-	-	385	5,614	-	-	-	-	-	-	-	-	5,999
091	Mid-States General Office Div	9130	Sales-Advertising expenses	04040	Community Rel&Trade Shows	-	-	-	-	7,130	587	-	-	-	113	-	-	7,829
091	Mid-States General Office Div	9200	A&G-Administrative & general salaries	04863	A&G Overhead Clearing	(6,833)	(30,018)	(19,069)	(6,712)	(23,165)	(8,587)	(8,202)	(28,148)	(83,719)	(5,656)	(25,190)	(6,052)	(251,352)
091	Mid-States General Office Div	9210	A&G-Office supplies & expense	02001	Inventory Materials	-	-	151,250	(151,250)	-	-	-	-	-	-	-	-	-
091	Mid-States General Office Div	9210	A&G-Office supplies & expense	02004	Warehouse Loading Charge	-	-	1,513	(7,563)	-	-	-	-	-	-	-	-	(6,050)
091	Mid-States General Office Div	9210	A&G-Office supplies & expense	04582	Building Maintenance	-	-	-	-	-	-	-	-	3,250	-	-	-	3,250
091	Mid-States General Office Div	9210	A&G-Office supplies & expense	05010	Office Supplies	-	-	-	-	-	-	57	(4)	-	-	-	-	53
091	Mid-States General Office Div	9210	A&G-Office supplies & expense	05111	Postage/Delivery Services	-	-	-	-	-	-	-	-	-	45	-	-	45
091	Mid-States General Office Div	9210	A&G-Office supplies & expense	05421	Training	-	-	-	-	-	-	-	-	-	-	-	-	-
091	Mid-States General Office Div	9210	A&G-Office supplies & expense	06111	Contract Labor	-	-	-	-	-	-	-	-	(175,400)	-	3,492	-	(171,908)
091	Mid-States General Office Div	9210	A&G-Office supplies & expense	07590	Misc General Expense	-	-	-	-	-	-	-	(511)	-	-	-	-	(511)
091	Mid-States General Office Div	9220	A&G-Administrative expense transferred-Credit	09341	Admin & General Expenses	(999,611)	(1,020,945)	(1,061,692)	(423,581)	(752,824)	(777,399)	(647,846)	(867,132)	(441,297)	(726,778)	(826,783)	(545,382)	(9,091,269)
091	Mid-States General Office Div	9220	A&G-Administrative expense transferred-Credit	41101	Billed from Accounting & Tax	172,028	171,867	175,770	170,934	165,032	191,091	208,332	128,723	161,490	171,035	196,410	173,037	2,085,750
091	Mid-States General Office Div	9220	A&G-Administrative expense transferred-Credit	41103	Billed from Customer Service Center	371,741	391,887	358,955	391,995	404,735	373,418	452,425	392,543	382,050	412,577	427,963	371,391	4,731,681
091	Mid-States General Office Div	9220	A&G-Administrative expense transferred-Credit	41105	Billed from Gas Supply	11,465	12,036	11,044	16,378	62,848	27,300	50,739	39,583	40,737	52,782	68,996	70,044	463,953
091	Mid-States General Office Div	9220	A&G-Administrative expense transferred-Credit	41107	Billed from HR	132,522	134,736	132,828	155,837	139,937	138,300	139,989	137,915	135,649	132,234	170,021	148,083	1,698,050
091	Mid-States General Office Div	9220	A&G-Administrative expense transferred-Credit	41108	Billed from HR Other	341,839	399,293	78,964	117,997	82,566	221,024	159,660	145,905	127,062	85,636	783,360	(31,889)	2,511,416
091	Mid-States General Office Div	9220	A&G-Administrative expense transferred-Credit	41109	Billed from IT	547,717	578,274	558,276	538,150	517,830	527,147	568,954	537,573	515,708	557,578	585,948	557,825	6,590,980
091	Mid-States General Office Div	9220	A&G-Administrative expense transferred-Credit	41113	Billed from Legal & Gov't Affairs	170,022	114,510	114,167	147,710	89,048	110,085	148,558	77,879	232,430	144,939	115,775	144,731	1,609,856
091	Mid-States General Office Div	9220	A&G-Administrative expense transferred-Credit	41115	Billed from Planning & Rates	55,122	55,516	48,014	50,883	50,325	49,699	52,762	48,421	47,410	46,802	87,983	51,186	644,124
091	Mid-States General Office Div	9220	A&G-Administrative expense transferred-Credit	41119	Billed from Treasury and Investor Relations	29,342	29,559	33,266	34,973	33,919	24,299	34,430	27,924	15,656	30,933	43,880	28,614	366,795
091	Mid-States General Office Div	9220	A&G-Administrative expense transferred-Credit	41120	Billed from Risk Mgmt	367,594	335,837	365,453	417,412	418,765	419,829	418,864	417,333	417,409	417,806	423,557	421,002	4,840,860
091	Mid-States General Office Div	9220	A&G-Administrative expense transferred-Credit	41121	Billed from Management Committee	113,095	70,107	23,129	79,852	44,022	44,060	65,860	60,013	61,879	67,030	398,143	85,836	1,113,026
091	Mid-States General Office Div	9220	A&G-Administrative expense transferred-Credit	41123	Billing for Overhead Capitalized	(865,572)	(983,585)	(1,082,787)	(745,369)	(853,480)	(811,626)	(839,963)	(866,275)	(821,917)	(806,201)	(842,825)	(1,401,000)	(10,920,599)
091	Mid-States General Office Div	9220	A&G-Administrative expense transferred-Credit	41126	Billed from Utility Operations Council	107	35	-	-	-	-	-	-	-	85	-	-	227
091	Mid-States General Office Div	9220	A&G-Administrative expense transferred-Credit	41131	Billing for CSC O&M	(371,741)	(391,887)	(358,955)	(391,995)	(404,735)	(373,418)	(452,425)	(392,543)	(382,050)	(412,577)	(427,963)	(371,391)	(4,731,681)
091	Mid-States General Office Div	9220	A&G-Administrative expense transferred-Credit	41132	Billing for SS O&M	(1,234,775)	(1,081,240)	(613,642)	(1,177,802)	(931,305)	(1,165,842)	(1,189,398)	(934,869)	(1,095,328)	(1,085,754)	(2,255,505)	(403,745)	(13,169,205)
091	Mid-States General Office Div	9220	A&G-Administrative expense transferred-Credit	41138	Billed from Safety & Enterprise Svc	123,571	127,407	119,241	163,349	137,899	183,398	135,470	146,301	126,415	144,960	182,985	121,211	1,712,208
091	Mid-States General Office Div	9220	A&G-Administrative expense transferred-Credit	41139	Billed from Gas Control Services	35,922	35,649	36,276	29,695	42,595	41,236	45,744	33,574	35,400	40,135	41,272	35,065	452,561
091	Mid-States General Office Div	9230	A&G-Outside services employed	06111	Contract Labor	2,283	2,821	1,669	4,753	2,511	2,481	1,891	3,473	2,195	15,435	10,334	5,387	55,232
091	Mid-States General Office Div	9230	A&G-Outside services employed	06121	Legal	28,383	32,273	9,955	52,344	24,206	23,803	-	19,390	-	(19,390)	(100,353)	-	70,610
091	Mid-States General Office Div	9240	A&G-Property insurance	04069	Blueflame Property Insurance	245	245	245	245	245	245	245	245	261	261	261	261	3,000
091	Mid-States General Office Div	9240	A&G-Property insurance	04072	Insurance Capitalized	(399)	(397)	(396)	(191)	(191)	(267)	(539)	(539)	(553)	(608)	(608)	(608)	(5,294)
091	Mid-States General Office Div	9250	A&G-Injuries & damages	01208	Workers Comp Benefits Variance	(907)	3,044	1,886	8,157	(848)	(36,744)	(1,366)	(256)	1,910	77	(332)	784	(24,595)
091	Mid-States General Office Div	9250	A&G-Injuries & damages	01221	Workers Comp Benefits Load	8,720	9,850	8,939	7,711	7,673	7,372	8,326	7,138	6,928	7,273	7,884	7,168	94,983
091	Mid-States General Office Div	9250	A&G-Injuries & damages	04070	Insurance-Other	413	413	413	413	413	675	413	413	413	480	480	480	5,420
091	Mid-States General Office Div	9260	A&G-Employee pensions and benefits	01202	Pension Benefits Load	7,782	8,703	7,567	6,758	7,566	6,042	7,672	6,530	6,406	7,526	7,136	5,708	85,396
091	Mid-States General Office Div	9260	A&G-Employee pensions and benefits	01203	OPEB Benefits Load	4,433	4,925	4,316	4,144	4,818	3,789	4,870	4,135	4,039	4,686	4,472	3,497	52,122
091	Mid-States General Office Div	9260	A&G-Employee pensions and benefits	01206	Pension Benefits Variance	(2,944)	(6,536)	(3,686)	(3,798)	(3,720)	(1,772)	(4,931)	(2,639)	(1,234)	(4,260)	(4,524)	(2,161)	(42,205)
091	Mid-States General Office Div	9260	A&G-Employee pensions and benefits	01207	OPEB Benefits Variance	(2,361)	(4,238)	(2,754)	(1,271)	(1,236)	(214)	(1,822)	(698)	25	(1,570)	(1,647)	(443)	(18,230)
091	Mid-States General Office Div	9260	A&G-Employee pensions and benefits	01251	Medical Benefits Load	43,530	48,581	42,344	49,978	56,222	44,808	56,983	48,486	47,540	55,766	52,916	42,211	589,364
091	Mid-States General Office Div	9260	A&G-Employee pensions and benefits	01252	Medical Benefits Variance	14,812	(24,452)	12,019	(17,926)	(24,902)	(21,241)	33,678	(33,224)	(20,197)	(34,409)	(105,486)	(28,587)	(249,913)
091	Mid-States General Office Div	9260	A&G-Employee pensions and benefits	01257	ESOP Benefits Load	9,748	10,889	9,481	10,661	12,189	9,651	12,337	10,486	10,263	11,974	11,394	9,001	128,073
091	Mid-States General Office Div	9260	A&G-Employee pensions and benefits	01258	ESOP Benefits Variance	2,083	(911)	(1,528)	2,433	2,698	3,328	3,727	4,000	7,109	132	2,877	3,144	29,093
091	Mid-States General Office Div	9260	A&G-Employee pensions and benefits	01261	Other Benefits Variance	449	935	919	-	659	4	2,502	1,535	(1,760)	875	935	927	7,980
091	Mid-States General Office Div	9260	A&G-Employee pensions and benefits	01263	RSP FACC Benefits Load	3,622	4,018	3,528	4,610	5,387	4,228	5,443	4,620	4,511	5,225	4,990	3,890	54,072
091	Mid-States General Office Div	9260	A&G-Employee pensions and benefits	01264	RSP FACC Benefits Variance	3,275	2,026	3,536	1,869	2,497	13,130	2,769	4,484	5,227	2,850	13,418	5,413	60,494
091	Mid-States General Office Div	9260	A&G-Employee pensions and benefits	01266	Life Benefits Load	490	547	477	650	735	584	744	633	620	727	690	549	7,447
091	Mid-States General Office Div	9260	A&G-Employee pensions and benefits	01267	Life Benefits Variance	(97)	(247)	7,596	(29)	(24)	6,179	(68)	7	6,436	1,815	1,994	2,210	25,772
091	Mid-States General Office Div	9260	A&G-Employee pensions and benefits	01269	LTD Benefits Load	1,569	1,749	1,527	1,815	2,051	1,631	2,078	1,767	1,732	2,029	1,926	1,532	21,407
091	Mid-States General Office Div	9260	A&G-Employee pensions and benefits	01270	LTD Benefits Variance	(3,656)	(4,320)	6,246	(4,304)	(4,261)	5,371	(4,658)	(3,983)	5,945	(1,201)	(1,286)	(645)	(10,749)
091	Mid-States General Office Div	9260	A&G-Employee pensions and benefits	01294	NSC-OPEB Benefits Load	(33,260)	(37,731)	(32,249)	(31,132)	(32,203)	(26,582)	(32,882)	(28,141)	(27,854)	(33,608)	(31,440)	(26,350)	(373,433)
091	Mid-States General Office Div	9260	A&G-Employee pensions and benefits	01295	NSC-OPEB Benefits Variance	17,265	35,784	21,102	(4,428)	(4,702)	(17,659)	1,333	(10,608)	(17,638)	102	749	(14,057)	7,243
091	Mid-States General Office Div	9260	A&G-Employee pensions and benefits	01296	NSC-OPEB Benefits Projects	-	-	-	-	-	-	-	-	(407)	407	-	-	-
091	Mid-States General Office Div	9260	A&G-Employee pensions and benefits	01297	NSC-Pension Benefits Load	(4,437)	(4,962)	(4,315)	(3,144)	(3,520)	(2,811)	(3,569)	(3,038)	(2,980)	(3,501)	(3,320)	(2,656)	(42,252)
091	Mid-States General Office Div	9260	A&G-Employee pensions and benefits	01298	NSC-Pension Benefits Variance	6,645	8,786	7,121	5,154	5,095	4,314	5,826	4,504	4,044	4,988	5,521	4,347	66,344
091	Mid-States General Office Div	9260	A&G-Employee pensions and benefits	01299	NSC-Pension Benefits Projects	-	-	-	-	-	-	-	-	(33)	33	-	-	-
091	Mid-States General Office Div	9260	A&G-Employee pensions and benefits	05411	Meals and Entertainment	695	-	-	-	-	-	-	-	-	-	-	-	695
091	Mid-States General Office Div	9260	A&G-Employee pensions and benefits	07421	Service Awards	15,195	13,586	9,366	5,270	3,593	1,664	1,603	516	10,399	(197)	6,661	8,331	75,987
091	Mid-States General Office Div	9260	A&G-Employee pensions and benefits	07443	Uniforms	84	354	203	400	83	811	28	519	2,000	331	-	373	5,186
091	Mid-States General Office Div	9260	A&G-Employee pensions and benefits	07444	Uniforms Capitalized	(48)	(202)	(117)	(116)	(24)	(235)	(23)	(133)	(1,641)	(239)	-	(306)	(3,083)
091	Mid-States General Office Div	9260	A&G-Employee pensions and benefits	07450	Capitalized Restricted Stock	(48,237)	(20,889)	-	(12,500)	(5,038)	(5,210)	(14,732)	(13,781)	(14,732)	(14,256)	(147,319)	(21,699)	(318,394)
091	Mid-States General Office Div	9260	A&G-Employee pensions and benefits	07452	Variable Pay & Mgmt Incentive Plans	467,000	643,128	-	151,903	186,704	235,560	257,575	239,963	193,732	173,918	1,499,298	(114,675)	3,934,105
091	Mid-States General Office Div	9260	A&G-Employee pensions and benefits	07454	VPP & MIP - Capital Credit	(267,000)	(369,399)	-	(125,151)	(153,822)	(194,075)	(212,212)	(197,702)	(159,613)	(143,289)	(1,235,250)	144,635	(2,912,878)
091	Mid-States General Office Div	9260	A&G-Employee pensions and benefits	07458	Restricted Stock - Long Term Incentive Pla	73,888	38,906	-	40,849	13,405	13,851	13,851	12,958	13,851	13,405	128,256	23,718	386,939
091	Mid-States General Office Div	9260	A&G-Employee pensions and benefits	07460	RSU-Long Term Incentive Plan - Time Lap	17,572	-	-	5,921	5,730	5,921	5,921	5,539	5,921	5,730	60,936	4,999	124,190
091	Mid-States General Office Div	9260	A&G-Employee pensions and benefits	07463	RSU-Managment Incentive Plan	155	-	-	52	91	106	106	99	106	103	106	103	1,028
091	Mid-States General Office Div	9260	A&G-Employee pensions and benefits	07487	COLI CSV & Premiums	(2,387)	3,272	6,362	2,919	(9,862)	(5,272)	(1,545)	(4,428)	(3,404)	5,960	6,252	(8,550)	(10,684)
091	Mid-States General Office Div	9260	A&G-Employee pensions and benefits	07489	NQ Retirement Cost	2,653	2,653	2,653	1,393	1,393	1,395	1,395	1,395	1,395	1,395	1,395	1,395	20,512
091	Mid-States General Office Div	9260	A&G-Employee pensions and benefits	07490	SERP Capitalized	(1,512)	(1,512)	(1,512)	(1,142)	(1,142)	(1,144)	(1,144)	(1,144)	(1,144)	(1,144)	(1,144)	(1,144)	(14,830)
091	Mid-States General Office Div	9260	A&G-Employee pensions and benefits	07492	NSC-NQ Retirement Cost	3,780	3,780	3,502	3,853	3,853	3,840	3,840	3,840	3,840	3,840	3,840	3,840	45,649
091	Mid-States General Office Div	9260	A&G-Employee pensions and benefits	07493	NSC-SERP Capitalized	(661)	(661)	(383)	(1,111)	(1,111)	(1,101)	(1,101)	(1,101)	(1,101)	(1,101)	(1,101)	(1,101)	(11,633)
091	Mid-States General Office Div	9260	A&G-Employee pensions and benefits	07499	Misc Employee Welfare Exp	108	522	765	533	59	205	175	433	119	(4)	(23)	61	2,953
091	Mid-States General Office Div	9260	A&G-Employee pensions and benefits	07604	Restricted Stock Cap Accrual	-	-	-	-	-	-	-	-	-	-	-	-	-
091	Mid-States General Office Div	9260	A&G-Employee pensions and benefits	07608	Uniform Cap Accrual	-	-	-	-	-	-	-	-	-	-	-	-	-
091	Mid-States General Office Div	9302	Miscellaneous general expenses	04046	Customer Relations & Assist	-	-	9,966	-	-	-	-	-	-	-	-	-	9,966
091	Mid-States General Office Div	9302	Miscellaneous general expenses	05415	Membership Fees	-	-	-	-	-	-	-	480	-	-	-	-	480
091	Mid-States General Office Div	9302	Miscellaneous general expenses	07510	Association Dues	-	-	-	-	-	-	-	-	-	-	7,500	-	7,500
091	Mid-States General Office Div	9302	Miscellaneous general expenses	07590	Misc General Expense	390	-	-	-	-	-	241	-	-	-	-	230	862
091	Mid-States General Office Div	9310	A&G-Rents	04561	842 Variable Real Estate Lease Expense	-	-	-	-	-	-	-	-	-	(0)	-	-	(0)
091	Mid-States General Office Div	9310	A&G-Rents	04580	Building Lease/Rents Capitalized	-	-	-	-	-	-	-	-	-	0	-	-	0
						(2,918,923)	(1,251,275)	(636,530)	(4,811,977)	(7,026,898)	21,637,998	(13,142,614)	(12,128,070)	(8,480,776)	(4,361,085)	(2,037,749)	(3,572,404)	(38,730,303)

Atmos Energy Corporation - Kentucky/Mid-States (Co. 050)
Trial Balance - Balance Sheet Accounts
For the Period June 2023 through June 2024

						18,148,761	21,007,646	14,058,471	1,670,783	4,187,039	5,783,048	6,973,148	8,319,090	5,265,468	6,291,990	5,300,436	7,122,859	8,138,759
Division	**Division Description**	**Account**	**Account Description**	**Sub Account**	**Sub Account Description**	**JUN-23**	**JUL-23**	**AUG-23**	**SEP-23**	**OCT-23**	**NOV-23**	**DEC-23**	**JAN-24**	**FEB-24**	**MAR-24**	**APR-24**	**MAY-24**	**JUN-24**
009	Kentucky Division	1070	Construction work in progress	01005	Capitalized Project Labor	56,452,871	56,772,055	57,131,409	57,493,354	57,835,166	58,173,651	58,615,834	58,878,163	59,228,622	59,578,858	59,913,456	60,436,605	60,774,180
009	Kentucky Division	1070	Construction work in progress	01009	Capital Labor Accrual	(241,647)	(204,852)	(107,299)	(68,787)	(9,490)	75,638	(237,812)	(142,858)	(91,559)	(73,723)	(9,251)	(237,665)	(232,611)
009	Kentucky Division	1070	Construction work in progress	01252	Medical Benefits Variance	1,132	1,132	1,132	1,132	1,132	1,132	1,132	1,132	1,132	1,132	1,132	1,132	1,132
009	Kentucky Division	1070	Construction work in progress	01253	Medical Benefits Projects	7,738,606	7,796,187	7,861,014	7,928,104	7,989,767	8,053,539	8,139,010	8,188,434	8,254,460	8,321,797	8,384,835	8,483,259	8,549,158
009	Kentucky Division	1070	Construction work in progress	01256	Payroll Tax Projects	3,092,398	3,117,932	3,146,681	3,174,894	3,202,239	3,229,319	3,263,780	3,284,767	3,312,803	3,340,218	3,366,986	3,408,885	3,435,461
009	Kentucky Division	1070	Construction work in progress	01259	ESOP Benefits Projects	1,644,449	1,659,240	1,679,171	1,695,748	1,713,624	1,732,910	1,730,211	1,745,966	1,761,451	1,775,559	1,791,599	1,797,260	1,809,616
009	Kentucky Division	1070	Construction work in progress	01262	Other Benefits Projects	31,876	32,080	32,811	33,126	33,846	35,143	32,169	33,167	33,439	33,692	34,209	31,997	31,939
009	Kentucky Division	1070	Construction work in progress	01265	RSP FACC Benefits Projects	313,267	317,640	322,563	327,395	332,078	336,952	343,165	346,943	351,989	356,924	361,742	369,295	374,079
009	Kentucky Division	1070	Construction work in progress	01268	Life Benefits Projects	191,570	206,291	244,342	259,787	280,322	313,471	196,589	232,941	253,080	260,614	285,671	201,028	203,726
009	Kentucky Division	1070	Construction work in progress	01271	LTD Benefits Projects	248,047	250,090	252,392	254,650	256,841	259,117	261,993	263,756	266,103	268,401	270,644	274,170	276,395
009	Kentucky Division	1070	Construction work in progress	01290	Other Benefits Projects	8,445,792	8,445,792	8,445,792	8,445,792	8,445,792	8,445,792	8,445,792	8,445,792	8,445,792	8,445,792	8,445,792	8,445,792	8,445,792
009	Kentucky Division	1070	Construction work in progress	01291	Pension Benefits Projects	2,919,288	2,929,886	2,941,831	2,953,545	2,964,916	2,974,031	2,985,340	2,992,398	3,001,791	3,010,981	3,019,959	3,033,935	3,042,834
009	Kentucky Division	1070	Construction work in progress	01292	OPEB Benefits Projects	2,730,232	2,735,744	2,742,027	2,748,137	2,754,144	2,758,889	2,763,949	2,767,605	2,772,290	2,776,894	2,781,419	2,788,029	2,792,430
009	Kentucky Division	1070	Construction work in progress	01293	Workers Comp Benefits Projects	724,631	727,472	730,670	733,809	736,851	739,187	742,131	743,941	746,360	748,724	751,032	754,657	756,949
009	Kentucky Division	1070	Construction work in progress	01296	NSC-OPEB Benefits Projects	(3,158,000)	(3,267,678)	(3,377,823)	(3,490,491)	(3,593,673)	(3,701,463)	(3,771,775)	(3,813,511)	(3,869,269)	(3,924,851)	(3,978,086)	(4,061,319)	(4,114,933)
009	Kentucky Division	1070	Construction work in progress	01299	NSC-Pension Benefits Projects	(365,543)	(377,680)	(389,868)	(402,335)	(410,766)	(419,574)	(425,319)	(428,729)	(433,285)	(437,827)	(442,176)	(448,977)	(453,358)
009	Kentucky Division	1070	Construction work in progress	02001	Inventory Materials	138,528,584	140,112,529	141,124,985	142,538,213	143,194,899	144,227,622	145,180,790	146,581,382	147,516,327	148,522,434	150,522,464	151,821,395	152,630,282
009	Kentucky Division	1070	Construction work in progress	02002	Material Cost - Major Items	2,576,968	2,576,968	2,576,968	2,576,968	2,576,968	2,576,968	2,576,968	2,576,968	2,576,968	2,576,968	2,576,968	2,576,968	2,576,968
009	Kentucky Division	1070	Construction work in progress	02004	Warehouse Loading Charge	9,113,031	9,133,762	9,138,510	9,143,146	9,172,495	9,175,482	9,182,429	9,191,426	9,198,477	9,202,971	9,209,372	9,218,699	9,223,739
009	Kentucky Division	1070	Construction work in progress	03004	Vehicle Expense	71,689	71,689	71,689	72,646	72,646	72,646	74,570	74,570	74,570	75,531	76,214	76,214	76,616
009	Kentucky Division	1070	Construction work in progress	04201	Software Maintenance	52,014	52,014	52,014	52,014	52,014	52,014	52,014	52,014	52,014	52,014	52,014	52,014	52,014
009	Kentucky Division	1070	Construction work in progress	04212	IT Equipment	1,320,117	1,320,597	1,320,991	1,320,991	1,320,991	1,320,991	1,322,268	1,362,257	1,362,257	1,362,257	1,411,646	1,411,646	1,442,818
009	Kentucky Division	1070	Construction work in progress	04301	Equipment Lease	199,300	199,564	200,921	203,575	203,638	203,822	203,996	205,065	205,311	205,320	205,448	205,632	205,950
009	Kentucky Division	1070	Construction work in progress	04302	Heavy Equipment	6,336,296	6,345,484	6,345,484	6,437,247	6,637,883	6,777,819	6,828,326	6,866,310	6,876,217	6,894,980	7,093,515	7,096,979	7,100,358
009	Kentucky Division	1070	Construction work in progress	04309	Non-842 Heavy Equipment	448	448	448	448	448	448	448	448	448	448	448	448	448
009	Kentucky Division	1070	Construction work in progress	04581	Non 842 Building Lease/Rents	21,942	21,942	21,942	22,138	22,138	22,138	23,209	23,209	23,209	23,811	23,811	23,910	24,470
009	Kentucky Division	1070	Construction work in progress	04590	Utilities	4,580	4,580	4,580	4,651	4,651	4,651	5,441	5,441	5,441	5,756	5,756	5,876	6,802
009	Kentucky Division	1070	Construction work in progress	04861	A&G Overhead	82,041,186	82,497,707	82,904,870	83,324,440	83,758,103	84,234,213	84,965,363	85,493,879	85,930,910	86,357,022	86,801,761	87,430,847	87,899,920
009	Kentucky Division	1070	Construction work in progress	04862	A&G Overhead Load	182,938,941	183,840,264	184,967,853	185,861,123	186,499,809	187,343,308	188,963,517	189,650,610	190,498,725	191,533,681	192,497,703	193,292,019	194,899,539
009	Kentucky Division	1070	Construction work in progress	04863	A&G Overhead Clearing	(96,328,427)	(96,774,237)	(97,331,692)	(97,869,674)	(98,202,253)	(98,641,117)	(99,729,798)	(100,073,945)	(100,522,712)	(101,533,096)	(102,019,258)	(102,422,316)	(103,471,399)
009	Kentucky Division	1070	Construction work in progress	04871	WIP Closing	(777,490,156)	(779,850,849)	(792,533,784)	(809,912,558)	(811,597,287)	(814,325,906)	(817,770,117)	(820,843,745)	(826,302,976)	(829,672,777)	(835,705,827)	(838,572,657)	(842,492,930)
009	Kentucky Division	1070	Construction work in progress	04873	WIP Interest Cap AFUDC	7,674,974	7,810,617	7,934,586	7,988,384	8,005,579	8,034,660	8,075,041	8,116,653	8,163,379	8,212,597	8,260,364	8,318,722	8,385,332
009	Kentucky Division	1070	Construction work in progress	04888	Land	1,295,981	1,295,981	1,295,981	1,295,981	1,295,981	1,295,981	1,295,981	1,295,981	1,295,981	1,377,432	1,377,744	1,377,744	1,377,744
009	Kentucky Division	1070	Construction work in progress	04889	Land Rights	6,161,507	6,161,507	6,167,507	6,170,007	6,170,007	6,170,007	6,170,007	6,170,007	6,170,007	6,170,007	6,170,007	6,170,007	6,223,831
009	Kentucky Division	1070	Construction work in progress	05010	Office Supplies	389,625	389,625	389,625	389,625	389,625	389,625	389,625	389,625	389,625	389,625	389,625	389,625	389,625
009	Kentucky Division	1070	Construction work in progress	05310	Monthly Lines and service	13,548	13,548	13,548	13,741	13,741	13,741	14,039	14,039	14,039	14,455	14,455	14,525	15,048
009	Kentucky Division	1070	Construction work in progress	05411	Meals and Entertainment	122,605	122,629	123,131	124,696	125,039	125,329	125,962	126,064	126,540	127,368	127,924	127,938	128,398
009	Kentucky Division	1070	Construction work in progress	05413	Transportation	4,474	4,474	4,474	4,474	4,474	4,474	4,474	4,474	4,474	4,474	4,474	4,474	4,474
009	Kentucky Division	1070	Construction work in progress	05414	Lodging	122,202	122,202	122,653	123,225	123,225	123,225	123,637	123,637	123,776	123,776	123,927	124,101	124,101
009	Kentucky Division	1070	Construction work in progress	05418	Settlement	582	582	582	582	582	582	582	582	582	582	582	582	582
009	Kentucky Division	1070	Construction work in progress	05419	Misc Employee Expense	71,232	71,232	71,310	71,416	71,411	71,411	71,788	73,787	73,787	75,687	77,141	77,147	77,721
009	Kentucky Division	1070	Construction work in progress	06111	Contract Labor	351,454,155	353,427,241	356,819,824	359,952,009	361,483,834	363,617,919	365,785,836	367,104,592	369,333,613	371,355,097	373,056,095	374,803,095	377,049,095
009	Kentucky Division	1070	Construction work in progress	07590	Misc General Expense	48,714,542	49,048,113	49,356,569	49,664,510	50,011,572	50,348,418	50,692,269	51,023,605	51,414,198	51,728,642	52,145,170	52,545,729	52,888,238
009	Kentucky Division	1070	Construction work in progress	07591	Supplies & Expense	231,890	231,890	231,890	231,890	231,890	231,890	231,890	231,890	231,890	231,890	231,890	231,890	231,890
009	Kentucky Division	1070	Construction work in progress	07600	CWIP Accruals	390,232	408,061	410,171	381,382	739,990	402,833	397,480	410,325	393,016	421,785	465,274	398,783	452,282
009	Kentucky Division	1070	Construction work in progress	07601	Vehicle Cap Accrual	137,083	117,752	136,654	168,584	150,102	174,338	114,574	140,249	155,403	157,887	204,479	153,606	139,809
009	Kentucky Division	1070	Construction work in progress	07602	Depreciation Cap Accrual	18,739	19,051	18,922	20,507	28,329	28,329	28,284	28,734	19,839	19,710	20,129	19,577	20,442
009	Kentucky Division	1070	Construction work in progress	07603	Rent Cap Accrual	36,866	42,047	36,327	38,133	33,385	40,879	35,931	41,490	36,344	35,937	37,532	36,083	62,856
009	Kentucky Division	1070	Construction work in progress	07605	Heavy Equipment Cap Accrual	110,090	80,330	92,272	92,651	80,572	93,126	137,378	73,301	88,049	101,911	93,288	103,338	87,459
009	Kentucky Division	1070	Construction work in progress	07606	Insurance Cap Accrual	23,205	23,507	23,377	23,759	33,412	33,324	35,258	35,250	34,275	35,383	36,213	36,212	36,212
009	Kentucky Division	1070	Construction work in progress	07607	Telecom Cap Accrual	15,163	16,107	16,075	15,060	22,389	22,727	20,759	13,786	20,367	20,830	20,623	20,794	22,457
009	Kentucky Division	1070	Construction work in progress	07608	Uniform Cap Accrual	2,614	2,989	9,736	7,040	19,367	25,036	15,001	15,307	6,423	6,281	6,971	17,726	10,160
009	Kentucky Division	1070	Construction work in progress	07609	Utility Cap Accrual	54,670	31,499	38,151	29,994	46,999	30,521	34,245	38,046	22,391	56,735	46,463	39,818	36,355
009	Kentucky Division	1070	Construction work in progress	09911	Reimbursements	(29,053,881)	(29,128,314)	(29,778,698)	(31,001,274)	(31,145,579)	(31,549,340)	(31,794,590)	(31,860,211)	(34,384,998)	(34,468,690)	(35,343,018)	(35,387,396)	(35,496,718)
009	Kentucky Division	1070	Construction work in progress	10028	MEC Payment	1,183	1,183	1,183	1,183	1,183	1,183	2,084	2,084	2,084	2,084	2,084	2,985	2,985

NOTES:

- Start with "KMD TB BS & IS" SmartView Essbase excel file.
- Delete "KMD TB BS" worksheet
- Create pivot table on "PIVOT" tab
- Create pivot table of Div 009 Base Year actuals; copy pivot table to pasted values
- Create pivot table of Div 091 Base Year actuals; copy pivot table to pasted values

KY

ADIT Calculation

FULLY FORWARD LOOK = must use pro-rate method per:
Treas Reg 1.167(1)-1(h)(6)(ii), PLR 201717008
Using a 13 month average (regulatory convention) for other items of rate base does not violate the consistency rule. Fully forward look = must use pro rate and not 13 mo average for ADIT.

p

	Base Period												
	Per Plant Actuals	Per Plant Actuals	Per Plant Actuals	Per Plant Actuals	Per Plant Actuals	Per Plant Actuals	Per Plant Actuals	Projection	Projection	Projection	Projection	Projection	Projection
	Dec-23	Jan-24	Feb-24	Mar-24	Apr-24	May-24	Jun-24	Jul-24	Aug-24	Sep-24	Oct-24	Nov-24	Dec-24
SSU (CO 010) Rate Div 002													
Book Cost													
Book Additions		730,851	(27,055)	1,936,690	5,663	1,427,917	5,045,470	3,959,738	3,639,767	3,615,108	2,355,943	2,960,395	2,495,196
Book Cumulative Total	248,218,173	248,949,025	248,921,970	250,858,660	250,864,323	252,292,240	257,337,710	261,297,448	264,937,216	268,552,323	270,908,266	273,868,661	276,363,857
proof to Essbase	-					proof to Essbase	-					Proof to Gross Plant	-
		(0)	(92,701)	0	0	(0)	(37,855)	(0)	(0)	(0)	0	0	(0)
Tax Cost													
Adjustment to tie to Provision ADITs	79,253,448												
Tax Additions		730,849	(27,054)	1,653,657	5,664	1,427,919	4,762,434	3,959,738	3,639,767	3,615,108	2,355,943	2,960,395	2,495,196
Tax Cumulative Total	79,253,448	79,984,297	79,957,243	81,610,900	81,616,564	83,044,483	87,806,917	91,766,655	95,406,423	99,021,530	101,377,473	104,337,868	106,833,064
FXA01 - Gross	(168,964,726)	(168,964,728)	(168,964,727)	(169,247,760)	(169,247,759)	(169,247,757)	(169,530,793)	(169,530,793)	(169,530,793)	(169,530,793)	(169,530,793)	(169,530,793)	(169,530,793)
Deferred Rate	22.42%	22.42%	22.42%	22.42%	22.42%	22.42%	22.42%	22.42%	22.42%	22.42%	22.42%	22.42%	22.42%
FXA01 - Tax Effected	*(37,885,271)*	*(37,885,271)*	*(37,885,271)*	*(37,948,733)*	*(37,948,732)*	*(37,948,732)*	*(38,012,194)*	*(38,012,194)*	*(38,012,194)*	*(38,012,194)*	*(38,012,194)*	*(38,012,194)*	*(38,012,194)*
FXA01 - Pro Rated	**(37,885,271)**	**(37,885,271)**	**(37,885,271)**	**(37,948,733)**	**(37,948,732)**	**(37,948,732)**	**(38,012,194)**	**(38,012,194)**	**(38,012,194)**	**(38,012,194)**	**(38,012,194)**	**(38,012,194)**	**(38,012,194)**
per ADIT	(38,372,991)	(38,372,991)	(38,372,991)	(38,436,452)	(38,436,452)	(38,436,452)	(38,499,914)						
Cloud Excluded	487,796	487,796	487,796	487,796	487,796	487,796	487,796						
NSC Excluded	(75)	(75)	(75)	(75)	(75)	(75)	(75)						
ADIT for KY Rate	(37,885,271)	(37,885,271)	(37,885,271)	(37,948,732)	(37,948,732)	(37,948,732)	(38,012,194)						
	(0)	(1)	(1)	(1)	(1)	(1)	(1)						
Book Accum													
Book Additions		1,433,184	1,418,680	1,433,191	1,401,668	1,436,621	1,505,963	1,826,865	1,857,860	1,888,645	1,908,708	1,933,918	1,955,166
Book Cumulative Total	121,402,317	122,835,501	124,254,181	125,687,372	127,089,041	128,525,662	130,031,625	131,858,490	133,716,350	135,604,996	137,513,704	139,447,621	141,402,787
proof to Essbase	-					proof to Essbase	0					Proof to Reserve	-
Tax Accum													
Adjustment to tie to Provision ADITs	38,295,424												
Tax Additions		1,433,186	1,418,678	1,585,724	1,401,668	1,436,620	(1,712,688)	1,275,548	1,249,187	1,247,156	1,143,422	1,193,218	1,154,894
Tax Cumulative Total	38,295,424	39,728,610	41,147,288	42,733,012	44,134,680	45,571,301	43,858,612	45,134,160	46,383,347	47,630,503	48,773,924	49,967,142	51,122,036
FXA02 - Gross	83,106,893	83,106,891	83,106,893	82,954,360	82,954,360	82,954,361	86,173,013	86,724,330	87,333,003	87,974,493	88,739,779	89,480,479	90,280,751
Deferred Rate	22.42%	22.42%	22.42%	22.42%	22.42%	22.42%	22.42%	22.42%	22.42%	22.42%	22.42%	22.42%	22.42%
FXA02 - Tax Effected	*18,634,227*	*18,634,227*	*18,634,228*	*18,600,027*	*18,600,027*	*18,600,027*	*19,321,713*	*19,445,329*	*19,581,806*	*19,725,641*	*19,897,233*	*20,063,313*	*20,242,750*
FXA02 - Pro Rated	**18,634,227**	**18,634,227**	**18,634,228**	**18,600,027**	**18,600,027**	**18,600,027**	**19,321,713**	**19,445,329**	**19,581,806**	**19,725,641**	**19,897,233**	**20,063,313**	**20,242,750**
per ADIT	18,625,967	18,625,967	18,625,967	18,591,767	18,591,767	18,591,767	19,313,453						
Cloud Excluded	8,260	8,260	8,260	8,260	8,260	8,260	8,260						
NSC Excluded	-	-	-	-	-	-	-						
ADIT for KY Rate	18,634,227	18,634,227	18,634,227	18,600,027	18,600,027	18,600,027	19,321,713	-	-	-	-	-	-
	0	(0)	0	(1)	(1)	(0)	(0)						
Total FXA	***(19,251,043)***	***(19,251,044)***	***(19,251,044)***	***(19,348,706)***	***(19,348,706)***	***(19,348,705)***	***(18,690,482)***	***(18,566,865)***	***(18,430,388)***	***(18,286,554)***	***(18,114,961)***	***(17,948,881)***	***(17,769,444)***
SSU (CO 010) Rate Div 012													
Book Cost													
Book Additions		71,281	92,701	(29,038)	-	165,230	923,654	102,555	102,003	156,527	83,101	177,529	166,941
Book Cumulative Total	153,809,078	153,880,359	153,973,061	153,944,023	153,944,023	154,109,253	155,032,907	155,135,462	155,237,465	155,393,992	155,477,094	155,654,622	155,821,564
proof to Essbase	-		proof to Essbase	-		proof to Essbase	-					proof to Gross Plant	0
													155,821,564
Tax Cost													
Adjustment to tie to Provision ADITs	52,479,502												
Tax Additions		71,278	92,704	(44,367)	-	165,231	908,318	102,555	102,003	156,527	83,101	177,529	166,941
Tax Cumulative Total	52,479,502	52,550,780	52,643,484	52,599,117	52,599,117	52,764,348	53,672,665	53,775,221	53,877,224	54,033,751	54,116,852	54,294,381	54,461,322
FXA01 - Gross	(101,329,576)	(101,329,579)	(101,329,577)	(101,344,906)	(101,344,906)	(101,344,906)	(101,360,242)	(101,360,242)	(101,360,242)	(101,360,242)	(101,360,242)	(101,360,242)	(101,360,242)
Deferred Rate	22.42%	22.42%	22.42%	22.42%	22.42%	22.42%	22.42%	22.42%	22.42%	22.42%	22.42%	22.42%	22.42%
FXA01 - Tax Effected	*(22,720,118)*	*(22,720,118)*	*(22,720,118)*	*(22,723,555)*	*(22,723,555)*	*(22,723,555)*	*(22,726,993)*	*(22,726,993)*	*(22,726,993)*	*(22,726,993)*	*(22,726,993)*	*(22,726,993)*	*(22,726,993)*
FXA01 - Pro Rated	**(22,720,118)**	**(22,720,118)**	**(22,720,118)**	**(22,723,555)**	**(22,723,555)**	**(22,723,555)**	**(22,726,993)**	**(22,726,993)**	**(22,726,993)**	**(22,726,993)**	**(22,726,993)**	**(22,726,993)**	**(22,726,993)**
per ADIT	(22,699,710)	(22,699,710)	(22,699,710)	(22,703,147)	(22,703,147)	(22,703,147)	(22,706,585)						
NSC Excluded	-	-	-	-	-	-	-						
Cloud Excluded	(20,407)	(20,407)	(20,407)	(20,407)	(20,407)	(20,407)	(20,407)						
ADIT for KY Rate	(22,720,117)	(22,720,117)	(22,720,117)	(22,723,554)	(22,723,554)	(22,723,554)	(22,726,992)	-	-	-	-	-	-
	(0)	(1)	(0)	(1)	(1)	(1)	(1)						
Book Accum													
Book Additions		754,799	762,359	723,420	755,203	755,883	674,588	875,422	876,072	860,906	861,436	862,567	863,632
Book Cumulative Total	83,911,941	84,666,741	85,429,100	86,152,519	86,907,722	87,663,605	88,338,194	89,213,616	90,089,688	90,950,594	91,812,030	92,674,597	93,538,229

proof to Essbase	-					proof to Essbase	-					Proof to Reserve	0
Tax Accum													
Adjustment to tie to Provision ADITs	28,704,259												
Tax Additions		754,799	762,358	(969,624)	755,205	755,883	(1,721,278)	288,737	288,692	293,080	287,171	294,771	293,918
Tax Cumulative Total	28,704,259	29,459,058	30,221,416	29,251,793	30,006,998	30,762,880	29,041,602	29,330,339	29,619,031	29,912,111	30,199,282	30,494,053	30,787,971
FXA02 - Gross	**55,207,682**	**55,207,683**	**55,207,683**	**56,900,726**	**56,900,725**	**56,900,725**	**59,296,592**	**59,883,277**	**60,470,657**	**61,038,483**	**61,612,748**	**62,180,545**	**62,750,258**
Deferred Rate	22.42%	22.42%	22.42%	22.42%	22.42%	22.42%	22.42%	22.42%	22.42%	22.42%	22.42%	22.42%	22.42%
FXA02 - Tax Effected	*12,378,667*	*12,378,667*	*12,378,667*	*12,758,281*	*12,758,281*	*12,758,281*	*13,295,482*	*13,427,028*	*13,558,731*	*13,686,049*	*13,814,810*	*13,942,122*	*14,069,863*
FXA02 - Pro Rated	**12,378,667**	**12,378,667**	**12,378,667**	**12,758,281**	**12,758,281**	**12,758,281**	**13,295,482**	**13,427,028**	**13,558,731**	**13,686,049**	**13,814,810**	**13,942,122**	**14,069,863**
per ADIT	12,384,286	12,384,286	12,384,286	12,763,900	12,763,900	12,763,900	13,301,101						
NSC Excluded	(5,620)	(5,620)	(5,620)	(5,620)	(5,620)	(5,620)	(5,620)						
Cloud Excluded	46,948	(5,620)	(5,620)	(5,620)	(5,620)	(5,620)	(5,620)						
ADIT for KY Rate	12,378,666	12,378,666	12,378,666	12,758,280	12,758,280	12,758,280	13,295,481						
	0	0	0	1	0	0	1						
Total FXA	***(10,341,451)***	***(10,341,452)***	***(10,341,451)***	***(9,965,274)***	***(9,965,274)***	***(9,965,274)***	***(9,431,512)***	***(9,299,965)***	***(9,168,263)***	***(9,040,945)***	***(8,912,183)***	***(8,784,872)***	***(8,657,131)***
KY (CO 050) Rate Div 009													
Book Cost													
Book Additions		742,350	2,401,583	215,126	3,739,162	654,459	292,066	1,093,853	2,915,281	14,419,233	875,375	917,930	857,087
Book Cumulative Total	880,639,966	881,382,316	883,783,898	883,999,024	887,738,186	888,392,645	888,684,711	889,778,565	892,693,846	907,113,079	907,988,454	908,906,384	909,763,471
proof to Essbase	(29,020,348)		proof to Essbase	(33,981,756)		proof to Essbase	**(38,528,096)**					proof to Gross Plant	0
Tax Cost													
Adjustment to tie to Provision ADITs	485,152,204												
Tax Additions		607,620	1,965,719	176,083	3,060,541	535,681	239,059	895,330	2,386,186	11,802,283	716,503	751,335	701,534
Tax Cumulative Total	485,152,204	485,759,824	487,725,543	487,901,626	490,962,166	491,497,847	491,736,907	492,632,236	495,018,423	506,820,705	507,537,209	508,288,543	508,990,078
FXA01 - Gross	**(395,487,762)**	**(395,622,491)**	**(396,058,355)**	**(396,097,398)**	**(396,776,020)**	**(396,894,798)**	**(396,947,805)**	**(397,146,329)**	**(397,675,424)**	**(400,292,373)**	**(400,451,245)**	**(400,617,841)**	**(400,773,394)**
Deferred Rate	24.95%	24.95%	24.95%	24.95%	24.95%	24.95%	24.95%	24.95%	24.95%	24.95%	24.95%	24.95%	24.95%
FXA01 - Tax Effected	*(98,674,197)*	*(98,707,812)*	*(98,816,560)*	*(98,826,301)*	*(98,995,617)*	*(99,025,252)*	*(99,038,477)*	*(99,088,009)*	*(99,220,018)*	*(99,872,947)*	*(99,912,586)*	*(99,954,151)*	*(99,992,962)*
FXA01 - Pro Rated	**(98,674,197)**	**(98,707,812)**	**(98,816,560)**	**(98,826,301)**	**(98,995,617)**	**(99,025,252)**	**(99,038,477)**	**(99,088,009)**	**(99,220,018)**	**(99,872,947)**	**(99,912,586)**	**(99,954,151)**	**(99,992,962)**
per ADIT	(101,079,155)	(98,707,812)	(98,816,560)	(98,826,301)	(98,995,617)	(99,025,252)	(99,038,477)						
NSC Excluded	43,591	43,591	43,591	43,591	43,591	43,591	43,591						
Acq Adjustment Exclusion	735,116	735,116	735,116	735,116	735,116	735,116	735,116						
ADIT for KY Rate	(100,300,448)	(97,929,105)	(98,037,853)	(98,047,594)	(98,216,910)	(98,246,545)	(98,259,771)						
	1,626,252	(778,707)	(778,707)	(778,707)	(778,707)	(778,707)	(778,707)						
Book Accum	6,518,043.20												
Book Additions		723,882	1,148,250	791,718	1,146,057	1,301,907	197,166	1,193,536	1,334,236	1,401,231	1,278,002	1,261,982	1,291,744
Book Cumulative Total	180,273,795	180,997,677	182,145,927	182,937,645	184,083,702	185,385,609	185,582,775	186,776,311	188,110,547	189,511,778	190,789,780	192,051,762	193,343,505
proof to Essbase	8,683,663		proof to Essbase	10,334,131		proof to Essbase	11,896,302					proof to Reserve	0
Tax Accum													
Adjustment to tie to Provision ADITs	310,707,886												
Tax Additions		2,789,490	2,928,797	2,745,225	3,041,099	2,782,111	2,751,685	2,819,002	2,971,927	3,937,784	2,800,659	2,804,231	2,799,123
Tax Cumulative Total	310,707,886	313,497,376	316,426,173	319,171,398	322,212,496	324,994,607	327,746,292	330,565,293	333,537,220	337,475,004	340,275,663	343,079,894	345,879,017
FXA02 - Gross	**(130,434,091)**	**(132,499,699)**	**(134,280,246)**	**(136,233,753)**	**(138,128,794)**	**(139,608,998)**	**(142,163,517)**	**(143,788,982)**	**(145,426,673)**	**(147,963,226)**	**(149,485,883)**	**(151,028,133)**	**(152,535,512)**
Deferred Rate	24.95%	24.95%	24.95%	24.95%	24.95%	24.95%	24.95%	24.95%	24.95%	24.95%	24.95%	24.95%	24.95%
FXA02 - Tax Effected	*(32,543,306)*	*(33,058,675)*	*(33,502,921)*	*(33,990,321)*	*(34,463,134)*	*(34,832,445)*	*(35,469,797)*	*(35,875,351)*	*(36,283,955)*	*(36,916,825)*	*(37,296,728)*	*(37,681,519)*	*(38,057,610)*
FXA02 - Pro Rated	**(32,543,306)**	**(33,058,675)**	**(33,502,921)**	**(33,990,321)**	**(34,463,134)**	**(34,832,445)**	**(35,469,797)**	**(35,875,351)**	**(36,283,955)**	**(36,916,825)**	**(37,296,728)**	**(37,681,519)**	**(38,057,610)**
per ADIT	(32,543,306)	(33,058,675)	(33,502,921)	(33,990,321)	(34,463,134)	(34,832,445)	(35,469,797)						
NSC Excluded	(19,928)	(19,928)	(19,928)	(19,928)	(19,928)	(19,928)	(19,928)						
Acq Adjustment Exclusion	-	-	-	-	-	-	-						
ADIT for KY Rate	(32,543,306)	(33,058,675)	(33,502,921)	(33,990,321)	(34,463,134)	(34,832,445)	(35,469,797)						
	-	-	-	-	-	-	-						
Total FXA	***(131,217,502)***	***(131,766,486)***	***(132,319,481)***	***(132,816,622)***	***(133,458,751)***	***(133,857,697)***	***(134,508,275)***	***(134,963,360)***	***(135,503,973)***	***(136,789,772)***	***(137,209,314)***	***(137,635,670)***	***(138,050,572)***
KY (CO 050) Rate Div 091													
Book Cost													
Book Additions		-	-	(23,175)	-	-	-	-	-	-	-	-	-
Book Cumulative Total	1,774,124	1,774,124	1,774,124	1,750,949	1,750,949	1,750,949	1,750,949	1,750,949	1,750,949	1,750,949	1,750,949	1,750,949	1,750,949
proof to Essbase	-					proof to Essbase	-					proof to Gross Plant	0
Tax Cost													
Adjustment to tie to Provision ADITs	1,666,585												
Tax Additions		-	-	(23,331)	-	-	-	-	-	-	-	-	-
Tax Cumulative Total	1,666,585	1,666,585	1,666,585	1,643,255	1,643,255	1,643,255	1,643,255	1,643,255	1,643,255	1,643,255	1,643,255	1,643,255	1,643,255
FXA01 - Gross	**(107,539)**	**(107,539)**	**(107,539)**	**(107,695)**	**(107,695)**	**(107,695)**	**(107,695)**	**(107,695)**	**(107,695)**	**(107,695)**	**(107,695)**	**(107,695)**	**(107,695)**
Deferred Rate	24.95%	24.95%	24.95%	24.95%	24.95%	24.95%	24.95%	24.95%	24.95%	24.95%	24.95%	24.95%	24.95%
FXA01 - Tax Effected	*(26,831)*	*(26,831)*	*(26,831)*	*(26,870)*	*(26,870)*	*(26,870)*	*(26,870)*	*(26,870)*	*(26,870)*	*(26,870)*	*(26,870)*	*(26,870)*	*(26,870)*
FXA01 - Pro Rated	**(26,831)**	**(26,831)**	**(26,831)**	**(26,870)**	**(26,870)**	**(26,870)**	**(26,870)**	**(26,870)**	**(26,870)**	**(26,870)**	**(26,870)**	**(26,870)**	**(26,870)**

per ADIT	(960,818)	(960,818)	(960,818)	(960,857)	(960,857)	(960,857)	(960,857)						
Acq Adjustment Exclusion	933,987	933,987	933,987	933,987	933,987	933,987	933,987						
ADIT for KY Rate	(26,831)	(26,831)	(26,831)	(26,870)	(26,870)	(26,870)	(26,870)						
	(0)	(0)	(0)	(0)	(0)	(0)	(0)						
Book Accum													
Book Additions		2,439	2,439	(20,886)	2,289	2,289	2,245	1,300	1,300	1,300	1,300	1,300	1,300
Book Cumulative Total	191,074	193,514	195,953	175,067	177,356	179,645	181,890	183,190	184,490	185,791	187,091	188,391	189,691
proof to Essbase	(0)					proof to Essbase	(0)					proof to Gross Plant	0
Tax Accum													
Adjustment to tie to Provision ADITs	(878,385)												
Tax Additions		2,441	2,437	(15,299)	2,289	2,289	7,984	-	-	-	-	-	-
Tax Cumulative Total	(878,385)	(875,944)	(873,507)	(888,806)	(886,517)	(884,228)	(876,244)	(876,244)	(876,244)	(876,244)	(876,244)	(876,244)	(876,244)
FXA02 - Gross	**1,069,459**	**1,069,457**	**1,069,460**	**1,063,872**	**1,063,873**	**1,063,873**	**1,058,134**	**1,059,435**	**1,060,735**	**1,062,035**	**1,063,335**	**1,064,636**	**1,065,936**
Deferred Rate	24.95%	24.95%	24.95%	24.95%	24.95%	24.95%	24.95%	24.95%	24.95%	24.95%	24.95%	24.95%	24.95%
FXA02 - Tax Effected	*266,830*	*266,830*	*266,830*	*265,436*	*265,436*	*265,436*	*264,005*	*264,329*	*264,653*	*264,978*	*265,302*	*265,627*	*265,951*
FXA02 - Pro Rated	**266,830**	**266,830**	**266,830**	**265,436**	**265,436**	**265,436**	**264,005**	**264,329**	**264,653**	**264,978**	**265,302**	**265,627**	**265,951**
per ADIT	266,830	266,830	266,830	265,436	265,436	265,436	264,005						
Acq Adjustment Exclusion		-	-	-	-	-	-	-	-	-	-	-	-
ADIT for KY Rate	266,830	266,830	266,830	265,436	265,436	265,436	264,005						
	(0)	(0)	0	0	0	0	(0)						
Total FXA	***239,999***	***239,999***	***239,999***	***238,566***	***238,566***	***238,566***	***237,135***	***237,459***	***237,784***	***238,108***	***238,432***	***238,757***	***239,081***
PROJECTION OF GROSS UP DTA - RGL06													
Monthly Amortization		(164,937)	(164,937)	(164,937)	(164,937)	(164,937)	(164,937)	(164,937)	(164,937)	(164,937)	(164,937)	(164,937)	(164,937)
RGL06 Regulatory Liability - 2017 Gross Up	3,664,953	3,500,017	3,335,080	3,170,143	3,005,206	2,840,270	2,675,333	2,510,396	2,345,459	2,180,523	2,015,586	1,850,649	1,685,712
per books	3,664,953	3,500,017	3,335,080	3,170,143	3,005,206	2,840,270	2,675,333	2,510,396	2,345,459	2,180,523	2,015,586	1,850,649	1,685,712
difference	-	-	-	-	-	-	-	-	-	-	-	-	-
RGL06 ADIT balance	**3,664,953**	**3,500,017**	**3,335,080**	**3,170,143**	**3,005,206**	**2,840,270**	**2,675,333**	**2,510,396**	**2,345,459**	**2,180,523**	**2,015,586**	**1,850,649**	**1,685,712**
Total ADIT balance (incl Gross Up) - p	**(156,905,044)**	**(157,618,967)**	**(158,336,896)**	**(158,721,893)**	**(159,528,958)**	**(160,092,840)**	**(159,717,800)**	**(160,082,335)**	**(160,519,381)**	**(161,698,640)**	**(161,982,439)**	**(162,280,018)**	**(162,552,354)**
REGULATORY LIABILITY REDUCTION TO RATE BASE													
Amortization of Regulatory Liability		(722,868)	(722,868)	(722,868)	(722,868)	(722,868)	(722,868)	(722,868)	(722,868)	(722,868)	(722,868)	(722,868)	(722,868)
Regulatory Liability (Not ADIT)	16,062,381	15,339,513	14,616,645	13,893,777	13,170,909	12,448,041	11,725,173	11,002,306	10,279,438	9,556,570	8,833,702	8,110,834	7,387,966
per books	16,062,381	15,339,513	14,616,645	13,893,777	13,170,909	12,448,041	11,725,173	11,002,306	10,279,438	9,556,570	8,833,702	8,110,834	7,387,966
difference	-	-	-	-	-	-	-	-	-	-	-	-	-
Regulatory Liability Balance	**16,062,381**	**15,339,513**	**14,616,645**	**13,893,777**	**13,170,909**	**12,448,041**	**11,725,173**	**11,002,306**	**10,279,438**	**9,556,570**	**8,833,702**	**8,110,834**	**7,387,966**

ıro ration calculation	days in month	365	31	28	31	30	31	30	31	31	30	31	28	31
	mid month convention		16	28	31	30	31	30	31	31	30	31	28	31
	days remaining		350	322	291	261	230	200	169	138	108	77	49	18
	pro ration factor		0.957534247	0.880821918	0.795890411	0.71369863	0.628767123	0.546575342	0.461643836	0.376712329	0.294520548	0.209589041	0.132876712	0.047945205

3 month interim period | **Forecasted Period for this ADIT - updated 9/12/2024**

Projection	Projection	Projection	Projection	Projection	Projection	Projection	Projection	Projection	Projection	Projection	Projection	Projection	Projection	Projection
Jan-25	**Feb-25**	**Mar-25**	**Apr-25**	**May-25**	**Jun-25**	**Jul-25**	**Aug-25**	**Sep-25**	**Oct-25**	**Nov-25**	**Dec-25**	**Jan-26**	**Feb-26**	**Mar-26**
3,688,303	3,641,717	7,039,402	4,764,356	4,043,019	5,900,414	4,139,706	3,297,319	3,192,784	2,355,943	2,960,395	2,495,196	3,688,303	3,641,717	3,584,203
280,052,160	283,693,877	290,733,279	295,497,635	299,540,654	305,441,068	309,580,774	312,878,093	316,070,877	318,426,820	321,387,215	323,882,411	327,570,714	331,212,431	334,796,634
										Proof to Gross Plant	-		Proof to Gross Plant	-
(0)	-	3,455,199	0	0	(0)	0	0	(0)	0	(0)	(0)	0	0	(0)
3,420,117	3,376,918	6,527,549	4,417,927	3,749,040	5,471,380	3,838,697	3,057,563	2,960,629	2,184,636	2,745,137	2,313,764	3,688,303	3,641,717	3,584,203
110,253,181	113,630,099	120,157,648	124,575,575	128,324,615	133,795,994	137,634,691	140,692,254	143,652,882	145,837,518	148,582,655	150,896,419	154,584,722	158,226,439	161,810,642
(169,798,979)	**(170,063,778)**	**(170,575,631)**	**(170,922,060)**	**(171,216,039)**	**(171,645,074)**	**(171,946,082)**	**(172,185,839)**	**(172,417,995)**	**(172,589,302)**	**(172,804,560)**	**(172,985,992)**	**(172,985,992)**	**(172,985,992)**	**(172,985,992)**
22.42%	22.42%	22.42%	22.42%	22.42%	22.42%	22.42%	22.42%	22.42%	22.42%	22.42%	22.42%	22.42%	22.42%	22.42%
(38,072,327)	*(38,131,700)*	*(38,246,468)*	*(38,324,144)*	*(38,390,060)*	*(38,486,258)*	*(38,553,751)*	*(38,607,509)*	*(38,659,563)*	*(38,697,973)*	*(38,746,238)*	*(38,786,919)*	*(38,786,919)*	*(38,786,919)*	*(38,786,919)*
(38,072,327)	**(38,131,700)**	**(38,246,468)**	**(38,320,846)**	**(38,378,906)**	**(38,455,469)**	**(38,503,638)**	**(38,537,440)**	**(38,565,891)**	**(38,583,623)**	**(38,601,805)**	**(38,613,786)**	**(38,613,786)**	**(38,613,786)**	**(38,613,786)**
1,986,574	2,017,586	2,069,846	1,990,202	2,022,792	2,070,355	2,103,725	2,130,304	2,156,041	2,175,032	2,198,895	2,219,009	2,248,740	2,278,095	2,306,987
143,389,361	145,406,947	147,476,793	149,466,995	151,489,787	153,560,142	155,663,867	157,794,170	159,950,211	162,125,243	164,324,138	166,543,146	168,791,886	171,069,981	173,376,968
										Proof to Reserve	-		Proof to Reserve	-
1,699,581	1,686,616	2,632,173	1,999,040	1,798,296	2,315,199	1,825,204	1,590,772	1,561,681	1,328,792	1,497,008	1,367,546	2,367,691	2,343,331	2,313,258
52,821,617	54,508,233	57,140,406	59,139,446	60,937,743	63,252,942	65,078,145	66,668,918	68,230,598	69,559,391	71,056,399	72,423,944	74,791,635	77,134,967	79,448,225
90,567,744	**90,898,713**	**90,336,387**	**90,327,548**	**90,552,044**	**90,307,200**	**90,585,721**	**91,125,253**	**91,719,613**	**92,565,852**	**93,267,739**	**94,119,202**	**94,000,250**	**93,935,014**	**93,928,743**
22.42%	22.42%	22.42%	22.42%	22.42%	22.42%	22.42%	22.42%	22.42%	22.42%	22.42%	22.42%	22.42%	22.42%	22.42%
20,307,100	*20,381,310*	*20,255,225*	*20,253,243*	*20,303,579*	*20,248,680*	*20,311,130*	*20,432,104*	*20,565,372*	*20,755,115*	*20,912,492*	*21,103,407*	*21,076,736*	*21,062,109*	*21,060,703*
20,307,100	**20,381,310**	**20,255,225**	**20,253,327**	**20,297,665**	**20,253,971**	**20,298,541**	**20,374,606**	**20,447,446**	**20,535,041**	**20,594,326**	**20,650,555**	**20,644,965**	**20,643,021**	**20,642,954**
(17,765,228)	***(17,750,391)***	***(17,991,243)***	***(18,067,519)***	***(18,081,241)***	***(18,201,498)***	***(18,205,097)***	***(18,162,834)***	***(18,118,445)***	***(18,048,582)***	***(18,007,479)***	***(17,963,232)***	***(17,968,822)***	***(17,970,765)***	***(17,970,833)***
227,013	258,226	1,657,386	319,397	281,701	263,427	227,292	125,304	178,001	83,101	177,529	166,941	227,013	258,226	259,567
156,048,577	156,306,803	157,964,189	158,283,587	158,565,288	158,828,715	159,056,007	159,181,311	159,359,312	159,442,413	159,619,942	159,786,884	160,013,897	160,272,123	160,531,690
										Proof to Gross Plant	0		Proof to Gross Plant	0
											3,965,320			744,806
146,989	167,199	1,073,139	206,806	182,398	170,566	147,169	81,133	115,254	53,807	114,948	108,093	227,013	258,226	259,567
54,608,311	54,775,510	55,848,648	56,055,455	56,237,853	56,408,419	56,555,589	56,636,721	56,751,975	56,805,782	56,920,730	57,028,823	57,255,836	57,514,062	57,773,629
(101,440,266)	**(101,531,294)**	**(102,115,541)**	**(102,228,132)**	**(102,327,435)**	**(102,420,296)**	**(102,500,419)**	**(102,544,590)**	**(102,607,337)**	**(102,636,631)**	**(102,699,212)**	**(102,758,061)**	**(102,758,061)**	**(102,758,061)**	**(102,758,061)**
22.42%	22.42%	22.42%	22.42%	22.42%	22.42%	22.42%	22.42%	22.42%	22.42%	22.42%	22.42%	22.42%	22.42%	22.42%
(22,744,937)	*(22,765,347)*	*(22,896,347)*	*(22,921,592)*	*(22,943,857)*	*(22,964,679)*	*(22,982,644)*	*(22,992,548)*	*(23,006,617)*	*(23,013,185)*	*(23,027,217)*	*(23,040,412)*	*(23,040,412)*	*(23,040,412)*	*(23,040,412)*
(22,744,937)	**(22,765,347)**	**(22,896,347)**	**(22,920,520)**	**(22,940,132)**	**(22,956,703)**	**(22,969,525)**	**(22,975,752)**	**(22,983,442)**	**(22,986,474)**	**(22,991,760)**	**(22,995,647)**	**(22,995,647)**	**(22,995,647)**	**(22,995,647)**
865,079	866,725	877,174	820,673	822,337	823,893	825,235	825,975	827,026	827,517	828,565	829,551	830,891	832,416	833,949
94,403,308	95,270,032	96,147,206	96,967,880	97,790,217	98,614,109	99,439,344	100,265,319	101,092,345	101,919,861	102,748,426	103,577,977	104,408,869	105,241,285	106,075,234

										Proof to Gross Plant	0		Proof to Gross Plant	0
											10,039,748			2,497,257
264,205	269,586	510,787	280,131	273,633	270,483	264,253	246,672	255,756	239,396	255,675	253,850	1,412,001	1,425,023	1,425,582
31,052,177	31,321,763	31,832,550	32,112,681	32,386,314	32,656,797	32,921,050	33,167,722	33,423,478	33,662,875	33,918,549	34,172,399	35,584,400	37,009,423	38,435,005
63,351,131	**63,948,270**	**64,314,657**	**64,855,199**	**65,403,903**	**65,957,312**	**66,518,294**	**67,097,597**	**67,668,867**	**68,256,987**	**68,829,877**	**69,405,579**	**68,824,468**	**68,231,862**	**67,640,230**
22.42%	22.42%	22.42%	22.42%	22.42%	22.42%	22.42%	22.42%	22.42%	22.42%	22.42%	22.42%	22.42%	22.42%	22.42%
14,204,591	*14,338,481*	*14,420,632*	*14,541,833*	*14,664,863*	*14,788,949*	*14,914,732*	*15,044,623*	*15,172,713*	*15,304,582*	*15,433,035*	*15,562,119*	*15,431,822*	*15,298,948*	*15,166,292*
14,204,591	**14,338,481**	**14,420,632**	**14,536,686**	**14,645,054**	**14,743,812**	**14,833,583**	**14,915,255**	**14,985,266**	**15,046,142**	**15,094,532**	**15,132,550**	**15,105,241**	**15,087,585**	**15,081,225**
(8,540,346)	***(8,426,866)***	***(8,475,714)***	***(8,383,834)***	***(8,295,078)***	***(8,212,891)***	***(8,135,941)***	***(8,060,497)***	***(7,998,176)***	***(7,940,332)***	***(7,897,228)***	***(7,863,097)***	***(7,890,406)***	***(7,908,061)***	***(7,914,422)***
823,979	841,753	871,228	864,384	851,012	2,807,846	851,608	2,598,496	14,779,077	851,612	851,612	910,674	955,198	851,612	851,612
910,587,450	911,429,203	912,300,431	913,164,814	914,015,826	916,823,672	917,675,280	920,273,776	935,052,853	935,904,465	936,756,077	937,666,750	938,621,949	939,473,561	940,325,173
										Proof to Gross Plant	0		Proof to Gross Plant	0
											27,903,279			2,658,422
716,983	732,449	758,096	752,141	740,505	2,443,239	741,024	2,261,073	12,859,970	741,028	741,028	792,420	922,801	822,728	822,728
509,707,060	510,439,509	511,197,605	511,949,746	512,690,252	515,133,491	515,874,515	518,135,588	530,995,558	531,736,585	532,477,613	533,270,033	534,192,835	535,015,563	535,838,291
(400,880,390)	**(400,989,694)**	**(401,102,825)**	**(401,215,068)**	**(401,325,575)**	**(401,690,182)**	**(401,800,766)**	**(402,138,188)**	**(404,057,295)**	**(404,167,879)**	**(404,278,464)**	**(404,396,717)**	**(404,429,114)**	**(404,457,998)**	**(404,486,882)**
24.95%	24.95%	24.95%	24.95%	24.95%	24.95%	24.95%	24.95%	24.95%	24.95%	24.95%	24.95%	24.95%	24.95%	24.95%
(100,019,657)	*(100,046,929)*	*(100,075,155)*	*(100,103,160)*	*(100,130,731)*	*(100,221,700)*	*(100,249,291)*	*(100,333,478)*	*(100,812,295)*	*(100,839,886)*	*(100,867,477)*	*(100,896,981)*	*(100,905,064)*	*(100,912,271)*	*(100,919,477)*
(100,019,657)	**(100,046,929)**	**(100,075,155)**	**(100,101,970)**	**(100,126,256)**	**(100,198,657)**	**(100,218,349)**	**(100,271,283)**	**(100,532,992)**	**(100,545,730)**	**(100,556,123)**	**(100,564,813)**	**(100,566,507)**	**(100,567,465)**	**(100,567,810)**
1,308,727	1,304,261	1,291,648	1,296,946	1,294,150	1,272,848	1,302,335	1,274,216	(285,901)	1,337,039	1,339,247	1,341,561	1,342,614	1,346,108	1,348,316
194,652,233	195,956,494	197,248,142	198,545,088	199,839,238	201,112,086	202,414,421	203,688,637	203,402,736	204,739,775	206,079,022	207,420,583	208,763,197	210,109,305	211,457,621
										Proof to Gross Plant	0		Proof to Gross Plant	0
											14,077,077			4,037,038
2,661,793	2,665,418	2,671,431	2,670,035	2,667,307	3,066,449	2,667,429	3,023,747	5,508,257	2,667,429	2,667,429	2,679,477	3,326,961	3,223,356	3,223,356
348,540,810	351,206,229	353,877,659	356,547,694	359,215,001	362,281,450	364,948,878	367,972,625	373,480,882	376,148,311	378,815,741	381,495,217	384,822,178	388,045,535	391,268,891
(153,888,578)	**(155,249,735)**	**(156,629,518)**	**(158,002,606)**	**(159,375,763)**	**(161,169,364)**	**(162,534,458)**	**(164,283,989)**	**(170,078,146)**	**(171,408,536)**	**(172,736,719)**	**(174,074,635)**	**(176,058,982)**	**(177,936,230)**	**(179,811,270)**
24.95%	24.95%	24.95%	24.95%	24.95%	24.95%	24.95%	24.95%	24.95%	24.95%	24.95%	24.95%	24.95%	24.95%	24.95%
(38,395,200)	*(38,734,809)*	*(39,079,065)*	*(39,421,650)*	*(39,764,253)*	*(40,211,756)*	*(40,552,347)*	*(40,988,855)*	*(42,434,497)*	*(42,766,430)*	*(43,097,811)*	*(43,431,621)*	*(43,926,716)*	*(44,395,089)*	*(44,862,912)*
(38,395,200)	**(38,734,809)**	**(39,079,065)**	**(39,407,102)**	**(39,708,874)**	**(40,065,038)**	**(40,308,117)**	**(40,582,579)**	**(41,372,731)**	**(41,525,966)**	**(41,650,801)**	**(41,749,115)**	**(41,852,882)**	**(41,915,117)**	**(41,937,547)**
(138,414,857)	***(138,781,738)***	***(139,154,220)***	***(139,509,072)***	***(139,835,130)***	***(140,263,695)***	***(140,526,466)***	***(140,853,862)***	***(141,905,724)***	***(142,071,695)***	***(142,206,925)***	***(142,313,928)***	***(142,419,389)***	***(142,482,582)***	***(142,505,358)***
-	-	-	-	-	-	-	-	-	-	-	-	-	-	-
1,750,949	1,750,949	1,750,949	1,750,949	1,750,949	1,750,949	1,750,949	1,750,949	1,750,949	1,750,949	1,750,949	1,750,949	1,750,949	1,750,949	1,750,949
										Proof to Gross Plant	0		Proof to Gross Plant	0
											-			-
-	-	-	-	-	-	-	-	-	-	-	-	-	-	-
1,643,255	1,643,255	1,643,255	1,643,255	1,643,255	1,643,255	1,643,255	1,643,255	1,643,255	1,643,255	1,643,255	1,643,255	1,643,255	1,643,255	1,643,255
(107,695)	**(107,695)**	**(107,695)**	**(107,695)**	**(107,695)**	**(107,695)**	**(107,695)**	**(107,695)**	**(107,695)**	**(107,695)**	**(107,695)**	**(107,695)**	**(107,695)**	**(107,695)**	**(107,695)**
24.95%	24.95%	24.95%	24.95%	24.95%	24.95%	24.95%	24.95%	24.95%	24.95%	24.95%	24.95%	24.95%	24.95%	24.95%
(26,870)	*(26,870)*	*(26,870)*	*(26,870)*	*(26,870)*	*(26,870)*	*(26,870)*	*(26,870)*	*(26,870)*	*(26,870)*	*(26,870)*	*(26,870)*	*(26,870)*	*(26,870)*	*(26,870)*
(26,870)	**(26,870)**	**(26,870)**	**(26,870)**	**(26,870)**	**(26,870)**	**(26,870)**	**(26,870)**	**(26,870)**	**(26,870)**	**(26,870)**	**(26,870)**	**(26,870)**	**(26,870)**	**(26,870)**

1,300	1,300	1,300	1,785	1,785	1,785	1,785	1,785	1,785	1,733	1,733	1,733	1,733	1,733	1,733
190,992	192,292	193,592	195,378	197,163	198,949	200,734	202,520	204,305	206,038	207,772	209,505	211,239	212,972	214,706
										Proof to Reserve	0		Proof to Reserve	0
											19,814			5,200
-	-	-	-	-	-	-	-	-	-	-	-	-	-	-
(876,244)	(876,244)	(876,244)	(876,244)	(876,244)	(876,244)	(876,244)	(876,244)	(876,244)	(876,244)	(876,244)	(876,244)	(876,244)	(876,244)	(876,244)
1,067,236	**1,068,536**	**1,069,837**	**1,071,622**	**1,073,408**	**1,075,193**	**1,076,979**	**1,078,764**	**1,080,550**	**1,082,283**	**1,084,016**	**1,085,750**	**1,087,483**	**1,089,217**	**1,090,950**
24.95%	24.95%	24.95%	24.95%	24.95%	24.95%	24.95%	24.95%	24.95%	24.95%	24.95%	24.95%	24.95%	24.95%	24.95%
266,275	*266,600*	*266,924*	*267,370*	*267,815*	*268,261*	*268,706*	*269,152*	*269,597*	*270,030*	*270,462*	*270,895*	*271,327*	*271,760*	*272,192*
266,275	**266,600**	**266,924**	**267,351**	**267,743**	**268,098**	**268,416**	**268,696**	**268,939**	**269,139**	**269,302**	**269,429**	**269,520**	**269,577**	**269,598**
239,406	***239,730***	***240,054***	***240,481***	***240,873***	***241,228***	***241,546***	***241,826***	***242,069***	***242,269***	***242,432***	***242,559***	***242,650***	***242,707***	***242,728***
(164,937)	(164,937)	(164,937)	(164,937)	(164,937)	(3,613)	(3,613)	(3,613)	(3,613)	(3,613)	(3,613)	(3,613)	(3,613)	(3,613)	(3,613)
1,520,775	1,355,839	1,190,902	1,025,965	861,028	857,416	853,803	850,190	846,578	842,965	839,353	835,740	832,127	828,515	824,902
1,520,775	1,355,839	1,190,902	1,027,163	863,424	859,811	856,198	852,586	848,973	845,360	841,748	838,135	834,522	830,910	827,297
-	-	-	(1,198)	(2,395)	(2,395)	(2,395)	(2,395)	(2,395)	(2,395)	(2,395)	(2,395)	(2,395)	(2,395)	(2,395)
1,520,775	**1,355,839**	**1,190,902**	**1,025,965**	**861,028**	**857,416**	**853,803**	**850,190**	**846,578**	**842,965**	**839,353**	**835,740**	**832,127**	**828,515**	**824,902**
(162,960,250)	**(163,363,425)**	**(164,190,221)**	**(164,693,979)**	**(165,109,548)**	**(165,579,441)**	**(165,772,155)**	**(165,985,176)**	**(166,933,697)**	**(166,975,376)**	**(167,029,847)**	**(167,061,957)**	**(167,203,839)**	**(167,290,187)**	**(167,322,982)**
(722,868)	(722,868)	(722,868)	(722,868)	(722,868)	(15,833)	(15,833)	(15,833)	(15,833)	(15,833)	(15,833)	(15,833)	(15,833)	(15,833)	(15,833)
6,665,098	5,942,230	5,219,363	4,496,495	3,773,627	3,757,794	3,741,961	3,726,127	3,710,294	3,694,461	3,678,628	3,662,795	3,646,962	3,631,128	3,615,295
6,665,098	5,942,230	5,219,363	4,501,743	3,784,124	3,768,291	3,752,458	3,736,625	3,720,791	3,704,958	3,689,125	3,673,292	3,657,459	3,641,626	3,625,792
-	-	-	(5,249)	(10,497)	(10,497)	(10,497)	(10,497)	(10,497)	(10,497)	(10,497)	(10,497)	(10,497)	(10,497)	(10,497)
6,665,098	**5,942,230**	**5,219,363**	**4,496,495**	**3,773,627**	**3,757,794**	**3,741,961**	**3,726,127**	**3,710,294**	**3,694,461**	**3,678,628**	**3,662,795**	**3,646,962**	**3,631,128**	**3,615,295**

-

51,974,651

-

41,152,800

-

22,163,293

-	9,730,746
59,685,206.73	(73,521,342.70)
	(13,836,136)
-	
31,183,826	31,183,826
-	80,561,005
-	
-	

32,816	
(46,803)	-
(2,395)	proof to Reg Liability Acceleration tab
(10,497)	proof to Reg Liability Acceleration tab
	131,444,551

Atmos Energy Corporation, Inc.
Accumulated Deferred Income Taxes

Rate Division:
002DIV

Adjustment Description	Account	Category	Adj Code	Fiscal 2024 12/31/2023	Fiscal 2024 1/31/2024	Fiscal 2024 2/29/2024	Fiscal 2024 3/31/2024	Fiscal 2024 4/30/2024	Fiscal 2024 5/31/2024	Fiscal 2024 6/30/2024	Fiscal 2024 7/31/2024	Fiscal 2024 8/31/2024	Fiscal 2024 9/30/2024	Fiscal 2025 10/31/2024	Fiscal 2025 11/30/2024
Directors Deferred Bonus	1900	ACC	ACC03	32,244	32,244	32,244	34,800	34,800	34,800	37,403	37,403	37,403	37,403	37,403	37,403
MIP/VPP Accrual	Excl	ACC	ACC04	900,522	900,522	900,522	936,974	936,974	936,974	973,425	973,425	973,425	973,425	973,425	973,425
Miscellaneous Accrued	2830	ACC	ACC06	-	-	-	-	-	-	17	17	17	17	17	17
Self Insurance - Adjustment	Excl	ACC	ACC08	679,877	679,877	679,877	(8,407,498)	(8,407,498)	(8,407,498)	3,004,096	3,004,096	3,004,096	3,004,096	3,004,096	3,004,096
Vacation Accrual	1900	ACC	ACC11	51,114	51,114	51,114	51,114	51,114	51,114	51,114	51,114	51,114	51,114	51,114	51,114
Worker's Comp Insurance Reserve	1900	ACC	ACC12	55,754	55,754	55,754	55,277	55,277	55,277	53,850	53,850	53,850	53,850	53,850	53,850
Accrual - Subtotal				**1,719,511**	**1,719,511**	**1,719,511**	**(7,329,333)**	**(7,329,333)**	**(7,329,333)**	**4,119,905**	**4,119,905**	**4,119,905**	**4,119,905**	**4,119,905**	**4,119,905**
SEBP Adjustment	Excl	BEN	NBP03	7,329,364	7,329,364	7,329,364	6,298,606	6,298,606	6,298,606	6,288,048	6,288,048	6,288,048	6,288,048	6,288,048	6,288,048
Restricted Stock Grant Plan	Excl	BEN	NBP05	(5,177,922)	(5,177,922)	(5,177,922)	(5,177,922)	(5,177,922)	(5,177,922)	(5,177,922)	(5,177,922)	(5,177,922)	(5,177,922)	(5,177,922)	(5,177,922)
Rabbi Trust	Excl	BEN	NBP06	896,430	896,430	896,430	896,430	896,430	896,430	896,430	896,430	896,430	896,430	896,430	896,430
VEBA Trust Contribution Adjustment	Excl	BEN	NBP08	4,911,712	4,911,712	4,911,712	4,911,712	4,911,712	4,911,712	4,911,712	4,911,712	4,911,712	4,911,712	4,911,712	4,911,712
Restricted Stock - MIP	Excl	BEN	NBP13	11,994,141	11,994,141	11,994,141	11,994,141	11,994,141	11,994,141	11,994,141	11,994,141	11,994,141	11,994,141	11,994,141	11,994,141
Director's Stock Awards	Excl	BEN	NBP16	3,085,107	3,085,107	3,085,107	3,460,731	3,460,731	3,460,731	3,499,676	3,499,676	3,499,676	3,499,676	3,499,676	3,499,676
Rabbi Trust Unrealized Gain or Loss	Excl	BEN	NBP24	2,233,934	2,233,934	2,233,934	2,130,685	2,130,685	2,130,685	2,125,078	2,125,078	2,125,078	2,125,078	2,125,078	2,125,078
Pension Expense	Excl	BEN	PEN01	523,469	523,469	523,469	882,398	882,398	882,398	1,241,328	1,241,328	1,241,328	1,241,328	1,241,328	1,241,328
FAS106 Adjustment	Excl	BEN	PRB01	7,591,377	7,591,377	7,591,377	7,424,072	7,424,072	7,424,072	7,305,130	7,305,130	7,305,130	7,305,130	7,305,130	7,305,130
Benefits - Subtotal				**33,387,612**	**33,387,612**	**33,387,612**	**32,820,853**	**32,820,853**	**32,820,853**	**33,083,621**	**33,083,621**	**33,083,621**	**33,083,621**	**33,083,621**	**33,083,621**
CWIP	Excl	CWIP/RWIP	FXA26	(1,499,174)	(1,499,174)	(1,499,174)	(1,499,174)	(1,499,174)	(1,499,174)	(1,499,174)	(1,499,174)	(1,499,174)	(1,499,174)	(1,499,174)	(1,499,174)
RWIP	2820	CWIP/RWIP	FXA47	-	-	-	-	-	-	-	-	-	-	-	-
CWIP/RWIP - Subtotal				**(1,499,174)**	**(1,499,174)**	**(1,499,174)**	**(1,499,174)**	**(1,499,174)**	**(1,499,174)**	**(1,499,174)**	**(1,499,174)**	**(1,499,174)**	**(1,499,174)**	**(1,499,174)**	**(1,499,174)**
Fixed Asset Cost Adjustment	2820	FXA	FXA01	(38,372,991)	(38,372,991)	(38,372,991)	(38,436,452)	(38,436,452)	(38,436,452)	(38,499,914)	(38,012,194)	(38,012,194)	(38,012,194)	(38,012,194)	(38,012,194)
Depreciation Adjustment	2820	FXA	FXA02	18,625,967	18,625,967	18,625,967	18,591,767	18,591,767	18,591,767	19,313,453	19,445,329	19,581,806	19,725,641	19,897,233	20,063,313
Section 481(a) Cushion Gas	2820	FXA	FXA13	337,426	337,426	337,426	337,426	337,426	337,426	337,426	337,426	337,426	337,426	337,426	337,426
Section 481(a) Line Pack Gas	2820	FXA	FXA14	40,942	40,942	40,942	40,942	40,942	40,942	40,942	40,942	40,942	40,942	40,942	40,942
Plant - Subtotal				**(19,368,656)**	**(19,368,656)**	**(19,368,656)**	**(19,466,317)**	**(19,466,317)**	**(19,466,317)**	**(18,808,093)**	**(18,188,497)**	**(18,052,020)**	**(17,908,186)**	**(17,736,593)**	**(17,570,513)**
Capital Loss CarryForward	Excl	ONT	CAP_LOSS_CF	2,366	2,366	2,366	2,366	2,366	2,366	2,366	2,366	2,366	2,366	2,366	2,366
Leases - Assets	2830	ONT	DVA10	(9,779,500)	(9,779,500)	(9,779,500)	(9,590,096)	(9,590,096)	(9,590,096)	(9,516,482)	(9,516,482)	(9,516,482)	(9,516,482)	(9,516,482)	(9,516,482)
Leases - Liabilities	2830	ONT	DVA20	9,779,500	9,779,500	9,779,500	9,590,096	9,590,096	9,590,096	9,516,482	9,516,482	9,516,482	9,516,482	9,516,482	9,516,482
Allowance for Doubtful Accounts	1900	ONT	ONT02	1	1	1	1	1	1	1	1	1	1	1	1
Clearing Account - Adjustment	1900	ONT	ONT03	146,906	146,906	146,906	56,008	56,008	56,008	56,008	56,008	56,008	56,008	56,008	56,008
Charitable Contribution Carryover	Excl	ONT	ONT04	(5,113,253)	(5,113,253)	(5,113,253)	(5,114,374)	(5,114,374)	(5,114,374)	(5,113,752)	(5,113,752)	(5,113,752)	(5,113,752)	(5,113,752)	(5,113,752)
Prepayments	Excl	ONT	ONT31	(8,571,663)	(8,571,663)	(8,571,663)	(9,255,055)	(9,255,055)	(9,255,055)	(10,733,932)	(10,733,932)	(10,733,932)	(10,733,932)	(10,733,932)	(10,733,932)
Federal & State Tax Interest	2830	ONT	ONT61	2,406,214	2,406,214	2,406,214	2,406,214	2,406,214	2,406,214	2,406,214	2,406,214	2,406,214	2,406,214	2,406,214	2,406,214
Intra Period Tax Allocation	1900	ONT	OTH	1,761,667	1,761,667	1,761,667	(5,814,222)	(5,814,222)	(5,814,222)	(2,419,744)	(2,419,744)	(2,419,744)	(2,419,744)	(2,419,744)	(2,419,744)
Reg Liability – Pension & OPEB asset	1900	ONT	RGL02	302,252	302,252	302,252	-	-	-	-	-	-	-	-	-
Regulatory Liability - NSC	1900	ONT	RGL08	111,776	111,776	111,776	103,732	103,732	103,732	95,410	95,410	95,410	95,410	95,410	95,410
Fuel Cell ITC	1900	ONT	RGL09 FC ITC	371,500	371,500	371,500	369,638	369,638	369,638	367,776	367,776	367,776	367,776	367,776	367,776
Other - Subtotal				**(8,582,234)**	**(8,582,234)**	**(8,582,234)**	**(17,245,692)**	**(17,245,692)**	**(17,245,692)**	**(15,339,653)**	**(15,339,653)**	**(15,339,653)**	**(15,339,653)**	**(15,339,653)**	**(15,339,653)**
FD-NOL Credit Carryforward - Non Reg	Excl	TAX	TAX02NR	(183,632,891)	(183,632,891)	(183,632,891)	(184,671,913)	(184,671,913)	(184,671,913)	(186,397,886)	(186,397,886)	(186,397,886)	(186,397,886)	(186,397,886)	(186,397,886)
FD-NOL Credit Carryforward - Utility	Excl	TAX	TAX02U	613,526,418	613,526,418	613,526,418	578,886,554	578,886,554	578,886,554	577,387,922	577,387,922	577,387,922	577,387,922	577,387,922	577,387,922
FD-NOL Credit Carryforward - Other	Excl	TAX	TAX02OT	8,865,702	8,865,702	8,865,702	8,332,257	8,332,257	8,332,257	8,132,211	8,132,211	8,132,211	8,132,211	8,132,211	8,132,211
ST-State Net Operating Loss	1900	TAX	TAX04	501,177	501,177	501,177	501,177	501,177	501,177	501,177	501,177	501,177	501,177	501,177	501,177
FD-FAS 115 Adjustment	2830	TAX	TAX06	(2,466,303)	(2,466,303)	(2,466,303)	(2,466,303)	(2,466,303)	(2,466,303)	(2,466,303)	(2,466,303)	(2,466,303)	(2,466,303)	(2,466,303)	(2,466,303)
FD-Fuel Cell Credit	2830	TAX	TAX15	-	-	-	-	-	-	(39,445)	(39,445)	(39,445)	(39,445)	(39,445)	(39,445)
ST-Other	1900	TAX	TAX43	-	-	-	3,793	3,793	3,793	3,793	3,793	3,793	3,793	3,793	3,793
ST- Valuation Allow Enterprise Zone ITC	Excl	TAX	TAX37	(127,663)	(127,663)	(127,663)	(127,663)	(127,663)	(127,663)	(127,663)	(127,663)	(127,663)	(127,663)	(127,663)	(127,663)
FD- Valuation Allow Fed Tax Enterprise Zone ITC	Excl	TAX	TAX38	26,809	26,809	26,809	26,809	26,809	26,809	26,809	26,809	26,809	26,809	26,809	26,809
ST-Enterprise Zone ITC	Excl	TAX	TAX39	2,399,680	2,399,680	2,399,680	2,399,680	2,399,680	2,399,680	2,399,680	2,399,680	2,399,680	2,399,680	2,399,680	2,399,680
FD-Treasury Lock Adjustment-Realized	2830	TAX	TAX40	(64,252,206)	(64,012,206)	(63,772,205)	(63,532,204)	(63,292,204)	(63,052,203)	(62,812,202)	(62,812,202)	(62,812,202)	(62,812,202)	(62,812,202)	(62,812,202)
FD-Treasury Lock Adjustment-Unrealized	2830	TAX	TAX41	(71,201,740)	(76,832,949)	(79,627,647)	(79,771,419)	(89,585,933)	(87,239,398)	(84,663,650)	(84,663,650)	(84,663,650)	(84,663,650)	(84,663,650)	(84,663,650)
FD -Federal Tax on Enterprise ITC	1900	TAX	TAX42	(503,933)	(503,933)	(503,933)	(503,933)	(503,933)	(503,933)	(503,933)	(503,933)	(503,933)	(503,933)	(503,933)	(503,933)
Other Tax Effected Items - Subtotal				**303,135,050**	**297,743,842**	**295,189,144**	**259,076,835**	**249,502,322**	**252,088,857**	**251,440,510**	**251,440,510**	**251,440,510**	**251,440,510**	**251,440,510**	**251,440,510**
Total Accumulated Deferred Income Tax				**308,792,109**	**303,400,901**	**300,846,203**	**246,357,172**	**236,782,659**	**239,369,194**	**252,997,116**	**253,616,712**	**253,753,188**	**253,897,023**	**254,068,616**	**254,234,695**

Acct:

1900	**2,830,458**	**2,830,458**	**2,830,458**	**(5,142,615)**	**(5,142,615)**	**(5,142,615)**	**(1,757,145)**	**(1,757,145)**	**(1,757,145)**	**(1,757,145)**	**(1,757,145)**	**(1,757,145)**
2820	**(19,368,656)**	**(19,368,656)**	**(19,368,656)**	**(19,466,317)**	**(19,466,317)**	**(19,466,317)**	**(18,808,093)**	**(18,188,497)**	**(18,052,020)**	**(17,908,186)**	**(17,736,593)**	**(17,570,513)**
2830	**(135,514,035)**	**(140,905,243)**	**(143,459,941)**	**(143,363,712)**	**(152,938,225)**	**(150,351,690)**	**(147,575,369)**	**(147,575,369)**	**(147,575,369)**	**(147,575,369)**	**(147,575,369)**	**(147,575,369)**
Excl	**460,844,342**	**460,844,342**	**460,844,342**	**414,329,816**	**414,329,816**	**414,329,816**	**421,137,723**	**421,137,723**	**421,137,723**	**421,137,723**	**421,137,723**	**421,137,723**
Total	**308,792,109**	**303,400,901**	**300,846,203**	**246,357,172**	**236,782,659**	**239,369,194**	**252,997,116**	**253,616,712**	**253,753,188**	**253,897,023**	**254,068,616**	**254,234,695**
Difference	-	-	-	-	-	-	-	-	-	-	-	-

2021 Filing Exclusions

Adjustments from OAG	Acct
Include - FD-Treasury Lock Adjustment-Unrealized	**283**
Remove - Self Insurance - Adjustment	**190**
Remove - Rabbi Trust	**190**
Remove - VEBA Trust Contribution Adjustment	**190**
Remove - FAS-106 Adjustment	**190**
Remove - Pension Expense	**283**
Remove - Federal and State Tax Interest	**283**
Remove - FD-NOL Credit Carryforward - Other	**190**
Remove - ST-Enterprise Zone ITC	**190**
Remove - ST-Valuation Allow Enterprise Zone ITC	**190**
Remove - FD-Valuation Allow Fed Tax Enterprise Zone	**190**

Fiscal 2025 12/31/2024	Fiscal 2025 1/31/2025	Fiscal 2025 2/28/2025	Fiscal 2025 3/31/2025	Fiscal 2025 4/30/2025	Fiscal 2025 5/31/2025	Fiscal 2025 6/30/2025	Fiscal 2025 7/31/2025	Fiscal 2025 8/31/2025	Fiscal 2025 9/30/2025	Fiscal 2026 10/31/2025	Fiscal 2026 11/30/2025	Fiscal 2026 12/31/2025	Fiscal 2026 1/31/2026	Fiscal 2026 2/28/2026	Fiscal 2026 3/31/2026
37,403	37,403	37,403	37,403	37,403	37,403	37,403	37,403	37,403	37,403	37,403	37,403	37,403	37,403	37,403	37,403
973,425	973,425	973,425	973,425	973,425	973,425	973,425	973,425	973,425	973,425	973,425	973,425	973,425	973,425	973,425	973,425
17	17	17	17	17	17	17	17	17	17	17	17	17	17	17	17
3,004,096	3,004,096	3,004,096	3,004,096	3,004,096	3,004,096	3,004,096	3,004,096	3,004,096	3,004,096	3,004,096	3,004,096	3,004,096	3,004,096	3,004,096	3,004,096
51,114	51,114	51,114	51,114	51,114	51,114	51,114	51,114	51,114	51,114	51,114	51,114	51,114	51,114	51,114	51,114
53,850	53,850	53,850	53,850	53,850	53,850	53,850	53,850	53,850	53,850	53,850	53,850	53,850	53,850	53,850	53,850
4,119,905	**4,119,905**	**4,119,905**	**4,119,905**	**4,119,905**	**4,119,905**	**4,119,905**	**4,119,905**	**4,119,905**	**4,119,905**	**4,119,905**	**4,119,905**	**4,119,905**	**4,119,905**	**4,119,905**	**4,119,905**
6,288,048	6,288,048	6,288,048	6,288,048	6,288,048	6,288,048	6,288,048	6,288,048	6,288,048	6,288,048	6,288,048	6,288,048	6,288,048	6,288,048	6,288,048	6,288,048
(5,177,922)	(5,177,922)	(5,177,922)	(5,177,922)	(5,177,922)	(5,177,922)	(5,177,922)	(5,177,922)	(5,177,922)	(5,177,922)	(5,177,922)	(5,177,922)	(5,177,922)	(5,177,922)	(5,177,922)	(5,177,922)
896,430	896,430	896,430	896,430	896,430	896,430	896,430	896,430	896,430	896,430	896,430	896,430	896,430	896,430	896,430	896,430
4,911,712	4,911,712	4,911,712	4,911,712	4,911,712	4,911,712	4,911,712	4,911,712	4,911,712	4,911,712	4,911,712	4,911,712	4,911,712	4,911,712	4,911,712	4,911,712
11,994,141	11,994,141	11,994,141	11,994,141	11,994,141	11,994,141	11,994,141	11,994,141	11,994,141	11,994,141	11,994,141	11,994,141	11,994,141	11,994,141	11,994,141	11,994,141
3,499,676	3,499,676	3,499,676	3,499,676	3,499,676	3,499,676	3,499,676	3,499,676	3,499,676	3,499,676	3,499,676	3,499,676	3,499,676	3,499,676	3,499,676	3,499,676
2,125,078	2,125,078	2,125,078	2,125,078	2,125,078	2,125,078	2,125,078	2,125,078	2,125,078	2,125,078	2,125,078	2,125,078	2,125,078	2,125,078	2,125,078	2,125,078
1,241,328	1,241,328	1,241,328	1,241,328	1,241,328	1,241,328	1,241,328	1,241,328	1,241,328	1,241,328	1,241,328	1,241,328	1,241,328	1,241,328	1,241,328	1,241,328
7,305,130	7,305,130	7,305,130	7,305,130	7,305,130	7,305,130	7,305,130	7,305,130	7,305,130	7,305,130	7,305,130	7,305,130	7,305,130	7,305,130	7,305,130	7,305,130
33,083,621	**33,083,621**	**33,083,621**	**33,083,621**	**33,083,621**	**33,083,621**	**33,083,621**	**33,083,621**	**33,083,621**	**33,083,621**	**33,083,621**	**33,083,621**	**33,083,621**	**33,083,621**	**33,083,621**	**33,083,621**
(1,499,174)	(1,499,174)	(1,499,174)	(1,499,174)	(1,499,174)	(1,499,174)	(1,499,174)	(1,499,174)	(1,499,174)	(1,499,174)	(1,499,174)	(1,499,174)	(1,499,174)	(1,499,174)	(1,499,174)	(1,499,174)
-	-	-	-	-	-	-	-	-	-	-	-	-	-	-	-
(1,499,174)	**(1,499,174)**	**(1,499,174)**	**(1,499,174)**	**(1,499,174)**	**(1,499,174)**	**(1,499,174)**	**(1,499,174)**	**(1,499,174)**	**(1,499,174)**	**(1,499,174)**	**(1,499,174)**	**(1,499,174)**	**(1,499,174)**	**(1,499,174)**	**(1,499,174)**
(38,012,194)	(38,072,327)	(38,131,700)	(38,246,468)	(38,320,846)	(38,378,906)	(38,455,469)	(38,503,638)	(38,537,440)	(38,565,891)	(38,583,623)	(38,601,805)	(38,613,786)	(38,613,786)	(38,613,786)	(38,613,786)
20,242,750	20,307,100	20,381,310	20,255,225	20,253,327	20,297,665	20,253,971	20,298,541	20,374,606	20,447,446	20,535,041	20,594,326	20,650,555	20,644,965	20,643,021	20,642,954
337,426	337,426	337,426	337,426	337,426	337,426	337,426	337,426	337,426	337,426	337,426	337,426	337,426	337,426	337,426	337,426
40,942	40,942	40,942	40,942	40,942	40,942	40,942	40,942	40,942	40,942	40,942	40,942	40,942	40,942	40,942	40,942
(17,391,076)	**(17,386,860)**	**(17,372,023)**	**(17,612,875)**	**(17,689,151)**	**(17,702,873)**	**(17,823,130)**	**(17,826,729)**	**(17,784,466)**	**(17,740,077)**	**(17,670,214)**	**(17,629,111)**	**(17,584,864)**	**(17,590,454)**	**(17,592,397)**	**(17,592,465)**
2,366	2,366	2,366	2,366	2,366	2,366	2,366	2,366	2,366	2,366	2,366	2,366	2,366	2,366	2,366	2,366
(9,516,482)	(9,516,482)	(9,516,482)	(9,516,482)	(9,516,482)	(9,516,482)	(9,516,482)	(9,516,482)	(9,516,482)	(9,516,482)	(9,516,482)	(9,516,482)	(9,516,482)	(9,516,482)	(9,516,482)	(9,516,482)
9,516,482	9,516,482	9,516,482	9,516,482	9,516,482	9,516,482	9,516,482	9,516,482	9,516,482	9,516,482	9,516,482	9,516,482	9,516,482	9,516,482	9,516,482	9,516,482
1	1	1	1	1	1	1	1	1	1	1	1	1	1	1	1
56,008	56,008	56,008	56,008	56,008	56,008	56,008	56,008	56,008	56,008	56,008	56,008	56,008	56,008	56,008	56,008
(5,113,752)	(5,113,752)	(5,113,752)	(5,113,752)	(5,113,752)	(5,113,752)	(5,113,752)	(5,113,752)	(5,113,752)	(5,113,752)	(5,113,752)	(5,113,752)	(5,113,752)	(5,113,752)	(5,113,752)	(5,113,752)
(10,733,932)	(10,733,932)	(10,733,932)	(10,733,932)	(10,733,932)	(10,733,932)	(10,733,932)	(10,733,932)	(10,733,932)	(10,733,932)	(10,733,932)	(10,733,932)	(10,733,932)	(10,733,932)	(10,733,932)	(10,733,932)
2,406,214	2,406,214	2,406,214	2,406,214	2,406,214	2,406,214	2,406,214	2,406,214	2,406,214	2,406,214	2,406,214	2,406,214	2,406,214	2,406,214	2,406,214	2,406,214
(2,419,744)	(2,419,744)	(2,419,744)	(2,419,744)	(2,419,744)	(2,419,744)	(2,419,744)	(2,419,744)	(2,419,744)	(2,419,744)	(2,419,744)	(2,419,744)	(2,419,744)	(2,419,744)	(2,419,744)	(2,419,744)
-	-	-	-	-	-	-	-	-	-	-	-	-	-	-	-
95,410	95,410	95,410	95,410	95,410	95,410	95,410	95,410	95,410	95,410	95,410	95,410	95,410	95,410	95,410	95,410
367,776	367,776	367,776	367,776	367,776	367,776	367,776	367,776	367,776	367,776	367,776	367,776	367,776	367,776	367,776	367,776
(15,339,653)	**(15,339,653)**	**(15,339,653)**	**(15,339,653)**	**(15,339,653)**	**(15,339,653)**	**(15,339,653)**	**(15,339,653)**	**(15,339,653)**	**(15,339,653)**	**(15,339,653)**	**(15,339,653)**	**(15,339,653)**	**(15,339,653)**	**(15,339,653)**	**(15,339,653)**
(186,397,886)	(186,397,886)	(186,397,886)	(186,397,886)	(186,397,886)	(186,397,886)	(186,397,886)	(186,397,886)	(186,397,886)	(186,397,886)	(186,397,886)	(186,397,886)	(186,397,886)	(186,397,886)	(186,397,886)	(186,397,886)
577,387,922	577,387,922	577,387,922	577,387,922	577,387,922	577,387,922	577,387,922	577,387,922	577,387,922	577,387,922	577,387,922	577,387,922	577,387,922	577,387,922	577,387,922	577,387,922
8,132,211	8,132,211	8,132,211	8,132,211	8,132,211	8,132,211	8,132,211	8,132,211	8,132,211	8,132,211	8,132,211	8,132,211	8,132,211	8,132,211	8,132,211	8,132,211
501,177	501,177	501,177	501,177	501,177	501,177	501,177	501,177	501,177	501,177	501,177	501,177	501,177	501,177	501,177	501,177
(2,466,303)	(2,466,303)	(2,466,303)	(2,466,303)	(2,466,303)	(2,466,303)	(2,466,303)	(2,466,303)	(2,466,303)	(2,466,303)	(2,466,303)	(2,466,303)	(2,466,303)	(2,466,303)	(2,466,303)	(2,466,303)
(39,445)	(39,445)	(39,445)	(39,445)	(39,445)	(39,445)	(39,445)	(39,445)	(39,445)	(39,445)	(39,445)	(39,445)	(39,445)	(39,445)	(39,445)	(39,445)
3,793	3,793	3,793	3,793	3,793	3,793	3,793	3,793	3,793	3,793	3,793	3,793	3,793	3,793	3,793	3,793
(127,663)	(127,663)	(127,663)	(127,663)	(127,663)	(127,663)	(127,663)	(127,663)	(127,663)	(127,663)	(127,663)	(127,663)	(127,663)	(127,663)	(127,663)	(127,663)
26,809	26,809	26,809	26,809	26,809	26,809	26,809	26,809	26,809	26,809	26,809	26,809	26,809	26,809	26,809	26,809
2,399,680	2,399,680	2,399,680	2,399,680	2,399,680	2,399,680	2,399,680	2,399,680	2,399,680	2,399,680	2,399,680	2,399,680	2,399,680	2,399,680	2,399,680	2,399,680
(62,812,202)	(62,812,202)	(62,812,202)	(62,812,202)	(62,812,202)	(62,812,202)	(62,812,202)	(62,812,202)	(62,812,202)	(62,812,202)	(62,812,202)	(62,812,202)	(62,812,202)	(62,812,202)	(62,812,202)	(62,812,202)
(84,663,650)	(84,663,650)	(84,663,650)	(84,663,650)	(84,663,650)	(84,663,650)	(84,663,650)	(84,663,650)	(84,663,650)	(84,663,650)	(84,663,650)	(84,663,650)	(84,663,650)	(84,663,650)	(84,663,650)	(84,663,650)
(503,933)	(503,933)	(503,933)	(503,933)	(503,933)	(503,933)	(503,933)	(503,933)	(503,933)	(503,933)	(503,933)	(503,933)	(503,933)	(503,933)	(503,933)	(503,933)
251,440,510	**251,440,510**	**251,440,510**	**251,440,510**	**251,440,510**	**251,440,510**	**251,440,510**	**251,440,510**	**251,440,510**	**251,440,510**	**251,440,510**	**251,440,510**	**251,440,510**	**251,440,510**	**251,440,510**	**251,440,510**
254,414,132	**254,418,349**	**254,433,186**	**254,192,333**	**254,116,058**	**254,102,335**	**253,982,079**	**253,978,480**	**254,020,743**	**254,065,132**	**254,134,994**	**254,176,098**	**254,220,345**	**254,214,755**	**254,212,811**	**254,212,744**

(1,757,145)	**(1,757,145)**	**(1,757,145)**	**(1,757,145)**	**(1,757,145)**	**(1,757,145)**	**(1,757,145)**	**(1,757,145)**	**(1,757,145)**	**(1,757,145)**	**(1,757,145)**	**(1,757,145)**	**(1,757,145)**	**(1,757,145)**	**(1,757,145)**	**(1,757,145)**	
(17,391,076)	**(17,386,860)**	**(17,372,023)**	**(17,612,875)**	**(17,689,151)**	**(17,702,873)**	**(17,823,130)**	**(17,826,729)**	**(17,784,466)**	**(17,740,077)**	**(17,670,214)**	**(17,629,111)**	**(17,584,864)**	**(17,590,454)**	**(17,592,397)**	**(17,592,465)**	-
(147,575,369)	**(147,575,369)**	**(147,575,369)**	**(147,575,369)**	**(147,575,369)**	**(147,575,369)**	**(147,575,369)**	**(147,575,369)**	**(147,575,369)**	**(147,575,369)**	**(147,575,369)**	**(147,575,369)**	**(147,575,369)**	**(147,575,369)**	**(147,575,369)**	**(147,575,369)**	-
421,137,723	**421,137,723**	**421,137,723**	**421,137,723**	**421,137,723**	**421,137,723**	**421,137,723**	**421,137,723**	**421,137,723**	**421,137,723**	**421,137,723**	**421,137,723**	**421,137,723**	**421,137,723**	**421,137,723**	**421,137,723**	-
254,414,132	**254,418,349**	**254,433,186**	**254,192,333**	**254,116,058**	**254,102,335**	**253,982,079**	**253,978,480**	**254,020,743**	**254,065,132**	**254,134,994**	**254,176,098**	**254,220,345**	**254,214,755**	**254,212,811**	**254,212,744**	
-	-	-	-	-	-	-										

Atmos Energy Corporation, Inc.
Accumulated Deferred Income Taxes

Rate Division:
012DIV

Adjustment Description	Account	Category	Adj Code	Fiscal 2024 12/31/2023	Fiscal 2024 1/31/2024	Fiscal 2024 2/29/2024	Fiscal 2024 3/31/2024	Fiscal 2024 4/30/2024	Fiscal 2024 5/31/2024	Fiscal 2024 6/30/2024	Fiscal 2024 7/31/2024	Fiscal 2024 8/31/2024	Fiscal 2024 9/30/2024	Fiscal 2025 10/31/2024	Fiscal 2025 11/30/2024	Fiscal 2025 12/31/2024
MIP/VPP Accrual	Excl	ACC	ACC04	(758,365)	(758,365)	(758,365)	(760,229)	(760,229)	(760,229)	(762,093)	(762,093)	(762,093)	(762,093)	(762,093)	(762,093)	(762,093)
Vacation Accrual	1900	ACC	ACC11	(8,408)	(8,408)	(8,408)	(8,408)	(8,408)	(8,408)	(8,408)	(8,408)	(8,408)	(8,408)	(8,408)	(8,408)	(8,408)
Worker's Comp Insurance Reserve	1900	ACC	ACC12	932	932	932	962	962	962	991	991	991	991	991	991	991
Accrual - Subtotal				**(765,841)**	**(765,841)**	**(765,841)**	**(767,675)**	**(767,675)**	**(767,675)**	**(769,510)**	**(769,510)**	**(769,510)**	**(769,510)**	**(769,510)**	**(769,510)**	**(769,510)**
FAS106 Adjustment	1900	BEN	PRB01	(1,188,408)	(1,188,408)	(1,188,408)	(1,194,926)	(1,194,926)	(1,194,926)	(1,207,677)	(1,207,677)	(1,207,677)	(1,207,677)	(1,207,677)	(1,207,677)	(1,207,677)
Benefits - Subtotal				**(1,188,408)**	**(1,188,408)**	**(1,188,408)**	**(1,194,926)**	**(1,194,926)**	**(1,194,926)**	**(1,207,677)**	**(1,207,677)**	**(1,207,677)**	**(1,207,677)**	**(1,207,677)**	**(1,207,677)**	**(1,207,677)**
CWIP	Excl	CWIP/RWIP	FXA26	(68,320)	(68,320)	(68,320)	(68,320)	(68,320)	(68,320)	(68,320)	(68,320)	(68,320)	(68,320)	(68,320)	(68,320)	(68,320)
RWIP	2830	CWIP/RWIP	FXA47	-	-	-	-	-	-	-	-	-	-	-	-	-
CWIP/RWIP - Subtotal				**(68,320)**	**(68,320)**	**(68,320)**	**(68,320)**	**(68,320)**	**(68,320)**	**(68,320)**	**(68,320)**	**(68,320)**	**(68,320)**	**(68,320)**	**(68,320)**	**(68,320)**
Fixed Asset Cost Adjustment	2820	FXA	FXA01	(22,699,710)	(22,699,710)	(22,699,710)	(22,703,147)	(22,703,147)	(22,703,147)	(22,706,585)	(22,726,993)	(22,726,993)	(22,726,993)	(22,726,993)	(22,726,993)	(22,726,993)
Depreciation Adjustment	2820	FXA	FXA02	12,384,286	12,384,286	12,384,286	12,763,900	12,763,900	12,763,900	13,301,101	13,427,028	13,558,731	13,686,049	13,814,810	13,942,122	14,069,863
Plant - Subtotal				**(10,315,424)**	**(10,315,424)**	**(10,315,424)**	**(9,939,247)**	**(9,939,247)**	**(9,939,247)**	**(9,405,484)**	**(9,299,965)**	**(9,168,263)**	**(9,040,945)**	**(8,912,183)**	**(8,784,872)**	**(8,657,131)**
Leases - Assets	2830	ONT	DVA10	(2,235,177)	(2,235,177)	(2,235,177)	(2,176,535)	(2,176,535)	(2,176,535)	(2,147,929)	(2,147,929)	(2,147,929)	(2,147,929)	(2,147,929)	(2,147,929)	(2,147,929)
Leases - Liabilities	2830	ONT	DVA20	2,235,177	2,235,177	2,235,177	2,176,535	2,176,535	2,176,535	2,147,929	2,147,929	2,147,929	2,147,929	2,147,929	2,147,929	2,147,929
Charitable Contribution Carryover	Excl	ONT	ONT04	8,991	8,991	8,991	11,720	11,720	11,720	12,851	12,851	12,851	12,851	12,851	12,851	12,851
Prepayments	Excl	ONT	ONT31	917,612	917,612	917,612	600,288	600,288	600,288	777,911	777,911	777,911	777,911	777,911	777,911	777,911
Intra Period Tax Allocation	1900	ONT	OTH	(123)	(123)	(123)	(4,765)	(4,765)	(4,765)	2,037	2,037	2,037	2,037	2,037	2,037	2,037
Regulatory Liability - NSC	1900	ONT	RGL08	(4,910)	(4,910)	(4,910)	(3,997)	(3,997)	(3,997)	(3,360)	(3,360)	(3,360)	(3,360)	(3,360)	(3,360)	(3,360)
Other - Subtotal				**921,570**	**921,570**	**921,570**	**603,246**	**603,246**	**603,246**	**789,439**	**789,439**	**789,439**	**789,439**	**789,439**	**789,439**	**789,439**
Total Accumulated Deferred Income Tax				**(11,416,423)**	**(11,416,423)**	**(11,416,423)**	**(11,366,922)**	**(11,366,922)**	**(11,366,922)**	**(10,661,552)**	**(10,556,033)**	**(10,424,331)**	**(10,297,013)**	**(10,168,251)**	**(10,040,940)**	**(9,913,199)**

Acct:														
1900	**(1,200,917)**	**(1,200,917)**	**(1,200,917)**	**(1,211,134)**	**(1,211,134)**	**(1,211,134)**	**(1,216,417)**	**(1,216,417)**	**(1,216,417)**	**(1,216,417)**	**(1,216,417)**	**(1,216,417)**	**(1,216,417)**
2820	**(10,315,424)**	**(10,315,424)**	**(10,315,424)**	**(9,939,247)**	**(9,939,247)**	**(9,939,247)**	**(9,405,484)**	**(9,299,965)**	**(9,168,263)**	**(9,040,945)**	**(8,912,183)**	**(8,784,872)**	**(8,657,131)**
2830	-	-	-	-	-	-	-	-	-	-	-	-	-
Excl	**99,918**	**99,918**	**99,918**	**(216,541)**	**(216,541)**	**(216,541)**	**(39,651)**	**(39,651)**	**(39,651)**	**(39,651)**	**(39,651)**	**(39,651)**	**(39,651)**
Total	**(11,416,423)**	**(11,416,423)**	**(11,416,423)**	**(11,366,922)**	**(11,366,922)**	**(11,366,922)**	**(10,661,552)**	**(10,556,033)**	**(10,424,331)**	**(10,297,013)**	**(10,168,251)**	**(10,040,940)**	**(9,913,199)**
Difference	-	-	-	-	-	-	-	-	-	-	-	-	-

Fiscal 2025 1/31/2025	Fiscal 2025 2/28/2025	Fiscal 2025 3/31/2025	Fiscal 2025 4/30/2025	Fiscal 2025 5/31/2025	Fiscal 2025 6/30/2025	Fiscal 2025 7/31/2025	Fiscal 2025 8/31/2025	Fiscal 2025 9/30/2025	Fiscal 2026 10/31/2025	Fiscal 2026 11/30/2025	Fiscal 2026 12/31/2025	Fiscal 2026 1/31/2026	Fiscal 2026 2/28/2026	Fiscal 2026 3/31/2026
(762,093)	(762,093)	(762,093)	(762,093)	(762,093)	(762,093)	(762,093)	(762,093)	(762,093)	(762,093)	(762,093)	(762,093)	(762,093)	(762,093)	(762,093)
(8,408)	(8,408)	(8,408)	(8,408)	(8,408)	(8,408)	(8,408)	(8,408)	(8,408)	(8,408)	(8,408)	(8,408)	(8,408)	(8,408)	(8,408)
991	991	991	991	991	991	991	991	991	991	991	991	991	991	991
(769,510)	**(769,510)**	**(769,510)**	**(769,510)**	**(769,510)**	**(769,510)**	**(769,510)**	**(769,510)**	**(769,510)**	**(769,510)**	**(769,510)**	**(769,510)**	**(769,510)**	**(769,510)**	**(769,510)**
(1,207,677)	(1,207,677)	(1,207,677)	(1,207,677)	(1,207,677)	(1,207,677)	(1,207,677)	(1,207,677)	(1,207,677)	(1,207,677)	(1,207,677)	(1,207,677)	(1,207,677)	(1,207,677)	(1,207,677)
(1,207,677)	**(1,207,677)**	**(1,207,677)**	**(1,207,677)**	**(1,207,677)**	**(1,207,677)**	**(1,207,677)**	**(1,207,677)**	**(1,207,677)**	**(1,207,677)**	**(1,207,677)**	**(1,207,677)**	**(1,207,677)**	**(1,207,677)**	**(1,207,677)**
(68,320)	(68,320)	(68,320)	(68,320)	(68,320)	(68,320)	(68,320)	(68,320)	(68,320)	(68,320)	(68,320)	(68,320)	(68,320)	(68,320)	(68,320)
-	-	-	-	-	-	-	-	-	-	-	-	-	-	-
(68,320)	**(68,320)**	**(68,320)**	**(68,320)**	**(68,320)**	**(68,320)**	**(68,320)**	**(68,320)**	**(68,320)**	**(68,320)**	**(68,320)**	**(68,320)**	**(68,320)**	**(68,320)**	**(68,320)**
(22,744,937)	(22,765,347)	(22,896,347)	(22,920,520)	(22,940,132)	(22,956,703)	(22,969,525)	(22,975,752)	(22,983,442)	(22,986,474)	(22,991,760)	(22,995,647)	(22,995,647)	(22,995,647)	(22,995,647)
14,204,591	14,338,481	14,420,632	14,536,686	14,645,054	14,743,812	14,833,583	14,915,255	14,985,266	15,046,142	15,094,532	15,132,550	15,105,241	15,087,585	15,081,225
(8,540,346)	**(8,426,866)**	**(8,475,714)**	**(8,383,834)**	**(8,295,078)**	**(8,212,891)**	**(8,135,941)**	**(8,060,497)**	**(7,998,176)**	**(7,940,332)**	**(7,897,228)**	**(7,863,097)**	**(7,890,406)**	**(7,908,061)**	**(7,914,422)**
(2,147,929)	(2,147,929)	(2,147,929)	(2,147,929)	(2,147,929)	(2,147,929)	(2,147,929)	(2,147,929)	(2,147,929)	(2,147,929)	(2,147,929)	(2,147,929)	(2,147,929)	(2,147,929)	(2,147,929)
2,147,929	2,147,929	2,147,929	2,147,929	2,147,929	2,147,929	2,147,929	2,147,929	2,147,929	2,147,929	2,147,929	2,147,929	2,147,929	2,147,929	2,147,929
12,851	12,851	12,851	12,851	12,851	12,851	12,851	12,851	12,851	12,851	12,851	12,851	12,851	12,851	12,851
777,911	777,911	777,911	777,911	777,911	777,911	777,911	777,911	777,911	777,911	777,911	777,911	777,911	777,911	777,911
2,037	2,037	2,037	2,037	2,037	2,037	2,037	2,037	2,037	2,037	2,037	2,037	2,037	2,037	2,037
(3,360)	(3,360)	(3,360)	(3,360)	(3,360)	(3,360)	(3,360)	(3,360)	(3,360)	(3,360)	(3,360)	(3,360)	(3,360)	(3,360)	(3,360)
789,439	**789,439**	**789,439**	**789,439**	**789,439**	**789,439**	**789,439**	**789,439**	**789,439**	**789,439**	**789,439**	**789,439**	**789,439**	**789,439**	**789,439**
(9,796,414)	**(9,682,934)**	**(9,731,782)**	**(9,639,902)**	**(9,551,146)**	**(9,468,959)**	**(9,392,009)**	**(9,316,565)**	**(9,254,244)**	**(9,196,400)**	**(9,153,296)**	**(9,119,165)**	**(9,146,474)**	**(9,164,129)**	**(9,170,490)**

(1,216,417)	**(1,216,417)**	**(1,216,417)**	**(1,216,417)**	**(1,216,417)**	**(1,216,417)**	**(1,216,417)**	**(1,216,417)**	**(1,216,417)**	**(1,216,417)**	**(1,216,417)**	**(1,216,417)**	**(1,216,417)**	**(1,216,417)**	**(1,216,417)**
(8,540,346)	**(8,426,866)**	**(8,475,714)**	**(8,383,834)**	**(8,295,078)**	**(8,212,891)**	**(8,135,941)**	**(8,060,497)**	**(7,998,176)**	**(7,940,332)**	**(7,897,228)**	**(7,863,097)**	**(7,890,406)**	**(7,908,061)**	**(7,914,422)**
-	-	-	-	-	-	-	-	-	-	-	-	-	-	-
(39,651)	**(39,651)**	**(39,651)**	**(39,651)**	**(39,651)**	**(39,651)**	**(39,651)**	**(39,651)**	**(39,651)**	**(39,651)**	**(39,651)**	**(39,651)**	**(39,651)**	**(39,651)**	**(39,651)**
(9,796,414)	**(9,682,934)**	**(9,731,782)**	**(9,639,902)**	**(9,551,146)**	**(9,468,959)**	**(9,392,009)**	**(9,316,565)**	**(9,254,244)**	**(9,196,400)**	**(9,153,296)**	**(9,119,165)**	**(9,146,474)**	**(9,164,129)**	**(9,170,490)**
-	-	-	-	-	-	-								

Atmos Energy Corporation, Inc.
Accumulated Deferred Income Taxes

	Per books
FXA01	(101,079,155)
FXA02	(32,887,309)
	(133,966,464)

Rate Division:
S009000

Adjustment Description	Account	Category	Adj Code	Fiscal 2024 12/31/2023	Fiscal 2024 1/31/2024	Fiscal 2024 2/29/2024	Fiscal 2024 3/31/2024	Fiscal 2024 4/30/2024	Fiscal 2024 5/31/2024	Fiscal 2024 6/30/2024	Fiscal 2024 7/31/2024	Fiscal 2024 8/31/2024	Fiscal 2024 9/30/2024	Fiscal 2025 10/31/2024	Fiscal 2025 11/30/2024	Fiscal 2025 12/31/2024
MIP/VPP Accrual	Excl	ACC	ACC04	(252,751)	(252,751)	(252,751)	(252,021)	(252,021)	(252,021)	(251,292)	(251,292)	(251,292)	(251,292)	(251,292)	(251,292)	(251,292)
Vacation Accrual	1900	ACC	ACC11	(67,490)	(67,490)	(67,490)	(67,490)	(67,490)	(67,490)	(67,490)	(67,490)	(67,490)	(67,490)	(67,490)	(67,490)	(67,490)
Worker's Comp Insurance Reserve	1900	ACC	ACC12	159,774	159,774	159,774	163,840	163,840	163,840	167,938	167,938	167,938	167,938	167,938	167,938	167,938
Accrual - Subtotal				**(160,467)**	**(160,467)**	**(160,467)**	**(155,671)**	**(155,671)**	**(155,671)**	**(150,844)**	**(150,844)**	**(150,844)**	**(150,844)**	**(150,844)**	**(150,844)**	**(150,844)**
FAS106 Adjustment	Excl	BEN	PRB01	29,736	29,736	29,736	29,736	29,736	29,736	29,736	29,736	29,736	29,736	29,736	29,736	29,736
Benefits - Subtotal				**29,736**	**29,736**	**29,736**	**29,736**	**29,736**	**29,736**	**29,736**	**29,736**	**29,736**	**29,736**	**29,736**	**29,736**	**29,736**
CWIP	Excl	CWIP/RWIP	FXA26	(81,088)	(81,088)	(81,088)	(81,088)	(81,088)	(81,088)	(81,088)	(81,088)	(81,088)	(81,088)	(81,088)	(81,088)	(81,088)
RWIP	2830	CWIP/RWIP	FXA47	(52,369)	(52,369)	(52,369)	(52,369)	(52,369)	(52,369)	(52,369)	(52,369)	(52,369)	(52,369)	(52,369)	(52,369)	(52,369)
CWIP/RWIP - Subtotal				**(133,457)**	**(133,457)**	**(133,457)**	**(133,457)**	**(133,457)**	**(133,457)**	**(133,457)**	**(133,457)**	**(133,457)**	**(133,457)**	**(133,457)**	**(133,457)**	**(133,457)**
Fixed Asset Cost Adjustment	2820	FXA	FXA01	(98,674,197)	(98,707,812)	(98,816,560)	(98,826,301)	(98,995,617)	(99,025,252)	(99,038,477)	(99,088,009)	(99,220,018)	(99,872,947)	(99,912,586)	(99,954,151)	(99,992,962)
Depreciation Adjustment	2820	FXA	FXA02	(32,543,306)	(33,058,675)	(33,502,921)	(33,990,321)	(34,463,134)	(34,832,445)	(35,469,797)	(35,875,351)	(36,283,955)	(36,916,825)	(37,296,728)	(37,681,519)	(38,057,610)
Plant - Subtotal				**(131,217,502)**	**(131,766,486)**	**(132,319,481)**	**(132,816,622)**	**(133,458,751)**	**(133,857,697)**	**(134,508,275)**	**(134,963,360)**	**(135,503,973)**	**(136,789,772)**	**(137,209,314)**	**(137,635,670)**	**(138,050,572)**
Deferred Gas Costs	Excl	GCA	GCA01	2,932,638	2,932,638	2,932,638	2,525,883	2,525,883	2,525,883	2,039,530	2,039,530	2,039,530	2,039,530	2,039,530	2,039,530	2,039,530
Over Recoveries of PGA	Excl	GCA	GCA03	(5,017,403)	(5,017,403)	(5,017,403)	(4,918,759)	(4,918,759)	(4,918,759)	(3,787,553)	(3,787,553)	(3,787,553)	(3,787,553)	(3,787,553)	(3,787,553)	(3,787,553)
Gas Cost Adjustment - Subtotal				**(2,084,765)**	**(2,084,765)**	**(2,084,765)**	**(2,392,876)**	**(2,392,876)**	**(2,392,876)**	**(1,748,023)**	**(1,748,023)**	**(1,748,023)**	**(1,748,023)**	**(1,748,023)**	**(1,748,023)**	**(1,748,023)**
Customer Advances	1900	ONT	CAP01	183,666	183,666	183,666	183,666	183,666	183,666	183,666	183,666	183,666	183,666	183,666	183,666	183,666
Deferred Expense Projects	2830	ONT	DTE09	(8,918)	(8,918)	(8,918)	(8,918)	(8,918)	(8,918)	(8,918)	(8,918)	(8,918)	(8,918)	(8,918)	(8,918)	(8,918)
Leases - Assets	2830	ONT	DVA10	(3,192,885)	(3,192,885)	(3,192,885)	(3,198,398)	(3,198,398)	(3,198,398)	(3,144,373)	(3,144,373)	(3,144,373)	(3,144,373)	(3,144,373)	(3,144,373)	(3,144,373)
Leases - Liabilities	2830	ONT	DVA20	3,192,885	3,192,885	3,192,885	3,198,398	3,198,398	3,198,398	3,144,373	3,144,373	3,144,373	3,144,373	3,144,373	3,144,373	3,144,373
Allowance for Doubtful Accounts	1900	ONT	ONT02	418,378	418,378	418,378	528,427	528,427	528,427	543,283	543,283	543,283	543,283	543,283	543,283	543,283
Charitable Contribution Carryover	Excl	ONT	ONT04	1,013,898	1,013,898	1,013,898	1,092,690	1,092,690	1,092,690	1,152,002	1,152,002	1,152,002	1,152,002	1,152,002	1,152,002	1,152,002
Prepayments	Excl	ONT	ONT31	(45,298)	(45,298)	(45,298)	(25,098)	(25,098)	(25,098)	(30,409)	(30,409)	(30,409)	(30,409)	(30,409)	(30,409)	(30,409)
Intra Period Tax Allocation	1900	ONT	OTH	587,098	587,098	587,098	1,969,250	1,969,250	1,969,250	1,308,176	1,308,176	1,308,176	1,308,176	1,308,176	1,308,176	1,308,176
Regulatory Liability - 2017 Gross Up	1900	ONT	RGL06	3,664,810	3,499,873	3,334,936	3,170,000	3,005,063	2,840,126	2,675,190	2,675,190	2,675,190	2,675,190	2,675,190	2,675,190	2,675,190
Regulatory Liability - KY GUD	1900	ONT	RGL07	2,253,273	2,253,273	2,253,273	2,253,273	2,253,273	2,253,273	2,253,273	2,253,273	2,253,273	2,253,273	2,253,273	2,253,273	2,253,273
Regulatory Liability - NSC	1900	ONT	RGL08	78,680	78,680	78,680	100,257	100,257	100,257	214,002	214,002	214,002	214,002	214,002	214,002	214,002
Other - Subtotal				**8,145,587**	**7,980,650**	**7,815,713**	**9,263,547**	**9,098,610**	**8,933,673**	**8,290,265**	**8,290,265**	**8,290,265**	**8,290,265**	**8,290,265**	**8,290,265**	**8,290,265**
ST-State Net Operating Loss	1900	TAX	TAX04	6,431,960	6,431,960	6,431,960	5,905,450	5,905,450	5,905,450	5,865,312	5,865,312	5,865,312	5,865,312	5,865,312	5,865,312	5,865,312
ST-State Bonus Depreciation	2820	TAX	TAX05	2,869,415	2,869,415	2,869,415	2,869,415	2,869,415	2,869,415	2,869,415	2,869,415	2,869,415	2,869,415	2,869,415	2,869,415	2,869,415
FD-Federal Benefit on State Bonus	2820	TAX	TAX11	(602,577)	(602,577)	(602,577)	(602,577)	(602,577)	(602,577)	(602,577)	(602,577)	(602,577)	(602,577)	(602,577)	(602,577)	(602,577)
FD-Federal Benefit on State NOL	1900	TAX	TAX12	(1,350,712)	(1,350,712)	(1,350,712)	(1,240,144)	(1,240,144)	(1,240,144)	(1,231,716)	(1,231,716)	(1,231,716)	(1,231,716)	(1,231,716)	(1,231,716)	(1,231,716)
STATE NOL_FIN48	Excl	TAX	TAX44	(1,782,592)	(1,782,592)	(1,782,592)	(1,782,592)	(1,782,592)	(1,782,592)	(1,782,592)	(1,782,592)	(1,782,592)	(1,782,592)	(1,782,592)	(1,782,592)	(1,782,592)
Other Tax Effected Items - Subtotal				**5,565,494**	**5,565,494**	**5,565,494**	**5,149,552**	**5,149,552**	**5,149,552**	**5,117,842**	**5,117,842**	**5,117,842**	**5,117,842**	**5,117,842**	**5,117,842**	**5,117,842**
Total Accumulated Deferred Income Tax				**(119,855,374)**	**(120,569,295)**	**(121,287,227)**	**(121,055,791)**	**(121,862,857)**	**(122,426,739)**	**(123,102,756)**	**(123,557,841)**	**(124,098,454)**	**(125,384,253)**	**(125,803,795)**	**(126,230,151)**	**(126,645,053)**

Acct:																
1900				**12,359,437**	**12,194,500**	**12,029,563**	**12,966,529**	**12,801,592**	**12,636,655**	**11,911,634**	**11,911,634**	**11,911,634**	**11,911,634**	**11,911,634**	**11,911,634**	**11,911,634**
2820				**(128,950,664)**	**(129,499,648)**	**(130,052,643)**	**(130,549,784)**	**(131,191,913)**	**(131,590,859)**	**(132,241,437)**	**(132,696,522)**	**(133,237,135)**	**(134,522,934)**	**(134,942,476)**	**(135,368,832)**	**(135,783,734)**
2830				**(61,287)**	**(61,287)**	**(61,287)**	**(61,287)**	**(61,287)**	**(61,287)**	**(61,287)**	**(61,287)**	**(61,287)**	**(61,287)**	**(61,287)**	**(61,287)**	**(61,287)**
Excl				**(3,202,860)**	**(3,202,860)**	**(3,202,860)**	**(3,411,249)**	**(3,411,249)**	**(3,411,249)**	**(2,711,666)**	**(2,711,666)**	**(2,711,666)**	**(2,711,666)**	**(2,711,666)**	**(2,711,666)**	**(2,711,666)**
Total				**(119,855,374)**	**(120,569,295)**	**(121,287,227)**	**(121,055,791)**	**(121,862,857)**	**(122,426,739)**	**(123,102,756)**	**(123,557,841)**	**(124,098,454)**	**(125,384,253)**	**(125,803,795)**	**(126,230,151)**	**(126,645,053)**
Difference				-	-	-	-	-	-	-	-	-	-	-	-	-
			KY NOLC Acct 1900	**33,867,129**	**33,851,651**	**33,836,173**	**33,820,696**	**33,805,218**	**33,789,741**	**33,774,263**	**33,774,263**	**33,774,263**	**33,774,263**	**33,774,263**	**33,774,263**	**33,774,263**

Fiscal 2025 1/31/2025	Fiscal 2025 2/28/2025	Fiscal 2025 3/31/2025	Fiscal 2025 4/30/2025	Fiscal 2025 5/31/2025	Fiscal 2025 6/30/2025	Fiscal 2025 7/31/2025	Fiscal 2025 8/31/2025	Fiscal 2025 9/30/2025	Fiscal 2026 10/31/2025	Fiscal 2026 11/30/2025	Fiscal 2026 12/31/2025	Fiscal 2026 1/31/2026	Fiscal 2026 2/28/2026	Fiscal 2026 3/31/2026
(251,292)	(251,292)	(251,292)	(251,292)	(251,292)	(251,292)	(251,292)	(251,292)	(251,292)	(251,292)	(251,292)	(251,292)	(251,292)	(251,292)	(251,292)
(67,490)	(67,490)	(67,490)	(67,490)	(67,490)	(67,490)	(67,490)	(67,490)	(67,490)	(67,490)	(67,490)	(67,490)	(67,490)	(67,490)	(67,490)
167,938	167,938	167,938	167,938	167,938	167,938	167,938	167,938	167,938	167,938	167,938	167,938	167,938	167,938	167,938
(150,844)	**(150,844)**	**(150,844)**	**(150,844)**	**(150,844)**	**(150,844)**	**(150,844)**	**(150,844)**	**(150,844)**	**(150,844)**	**(150,844)**	**(150,844)**	**(150,844)**	**(150,844)**	**(150,844)**
29,736	29,736	29,736	29,736	29,736	29,736	29,736	29,736	29,736	29,736	29,736	29,736	29,736	29,736	29,736
29,736	**29,736**	**29,736**	**29,736**	**29,736**	**29,736**	**29,736**	**29,736**	**29,736**	**29,736**	**29,736**	**29,736**	**29,736**	**29,736**	**29,736**
(81,088)	(81,088)	(81,088)	(81,088)	(81,088)	(81,088)	(81,088)	(81,088)	(81,088)	(81,088)	(81,088)	(81,088)	(81,088)	(81,088)	(81,088)
(52,369)	(52,369)	(52,369)	(52,369)	(52,369)	(52,369)	(52,369)	(52,369)	(52,369)	(52,369)	(52,369)	(52,369)	(52,369)	(52,369)	(52,369)
(133,457)	**(133,457)**	**(133,457)**	**(133,457)**	**(133,457)**	**(133,457)**	**(133,457)**	**(133,457)**	**(133,457)**	**(133,457)**	**(133,457)**	**(133,457)**	**(133,457)**	**(133,457)**	**(133,457)**
(100,019,657)	(100,046,929)	(100,075,155)	(100,101,970)	(100,126,256)	(100,198,657)	(100,218,349)	(100,271,283)	(100,532,992)	(100,545,730)	(100,556,123)	(100,564,813)	(100,566,507)	(100,567,465)	(100,567,810)
(38,395,200)	(38,734,809)	(39,079,065)	(39,407,102)	(39,708,874)	(40,065,038)	(40,308,117)	(40,582,579)	(41,372,731)	(41,525,966)	(41,650,801)	(41,749,115)	(41,852,882)	(41,915,117)	(41,937,547)
(138,414,857)	**(138,781,738)**	**(139,154,220)**	**(139,509,072)**	**(139,835,130)**	**(140,263,695)**	**(140,526,466)**	**(140,853,862)**	**(141,905,724)**	**(142,071,695)**	**(142,206,925)**	**(142,313,928)**	**(142,419,389)**	**(142,482,582)**	**(142,505,358)**
2,039,530	2,039,530	2,039,530	2,039,530	2,039,530	2,039,530	2,039,530	2,039,530	2,039,530	2,039,530	2,039,530	2,039,530	2,039,530	2,039,530	2,039,530
(3,787,553)	(3,787,553)	(3,787,553)	(3,787,553)	(3,787,553)	(3,787,553)	(3,787,553)	(3,787,553)	(3,787,553)	(3,787,553)	(3,787,553)	(3,787,553)	(3,787,553)	(3,787,553)	(3,787,553)
(1,748,023)	**(1,748,023)**	**(1,748,023)**	**(1,748,023)**	**(1,748,023)**	**(1,748,023)**	**(1,748,023)**	**(1,748,023)**	**(1,748,023)**	**(1,748,023)**	**(1,748,023)**	**(1,748,023)**	**(1,748,023)**	**(1,748,023)**	**(1,748,023)**
183,666	183,666	183,666	183,666	183,666	183,666	183,666	183,666	183,666	183,666	183,666	183,666	183,666	183,666	183,666
(8,918)	(8,918)	(8,918)	(8,918)	(8,918)	(8,918)	(8,918)	(8,918)	(8,918)	(8,918)	(8,918)	(8,918)	(8,918)	(8,918)	(8,918)
(3,144,373)	(3,144,373)	(3,144,373)	(3,144,373)	(3,144,373)	(3,144,373)	(3,144,373)	(3,144,373)	(3,144,373)	(3,144,373)	(3,144,373)	(3,144,373)	(3,144,373)	(3,144,373)	(3,144,373)
3,144,373	3,144,373	3,144,373	3,144,373	3,144,373	3,144,373	3,144,373	3,144,373	3,144,373	3,144,373	3,144,373	3,144,373	3,144,373	3,144,373	3,144,373
543,283	543,283	543,283	543,283	543,283	543,283	543,283	543,283	543,283	543,283	543,283	543,283	543,283	543,283	543,283
1,152,002	1,152,002	1,152,002	1,152,002	1,152,002	1,152,002	1,152,002	1,152,002	1,152,002	1,152,002	1,152,002	1,152,002	1,152,002	1,152,002	1,152,002
(30,409)	(30,409)	(30,409)	(30,409)	(30,409)	(30,409)	(30,409)	(30,409)	(30,409)	(30,409)	(30,409)	(30,409)	(30,409)	(30,409)	(30,409)
1,308,176	1,308,176	1,308,176	1,308,176	1,308,176	1,308,176	1,308,176	1,308,176	1,308,176	1,308,176	1,308,176	1,308,176	1,308,176	1,308,176	1,308,176
2,675,190	2,675,190	2,675,190	2,675,190	2,675,190	2,675,190	2,675,190	2,675,190	2,675,190	2,675,190	2,675,190	2,675,190	2,675,190	2,675,190	2,675,190
2,253,273	2,253,273	2,253,273	2,253,273	2,253,273	2,253,273	2,253,273	2,253,273	2,253,273	2,253,273	2,253,273	2,253,273	2,253,273	2,253,273	2,253,273
214,002	214,002	214,002	214,002	214,002	214,002	214,002	214,002	214,002	214,002	214,002	214,002	214,002	214,002	214,002
8,290,265	**8,290,265**	**8,290,265**	**8,290,265**	**8,290,265**	**8,290,265**	**8,290,265**	**8,290,265**	**8,290,265**	**8,290,265**	**8,290,265**	**8,290,265**	**8,290,265**	**8,290,265**	**8,290,265**
5,865,312	5,865,312	5,865,312	5,865,312	5,865,312	5,865,312	5,865,312	5,865,312	5,865,312	5,865,312	5,865,312	5,865,312	5,865,312	5,865,312	5,865,312
2,869,415	2,869,415	2,869,415	2,869,415	2,869,415	2,869,415	2,869,415	2,869,415	2,869,415	2,869,415	2,869,415	2,869,415	2,869,415	2,869,415	2,869,415
(602,577)	(602,577)	(602,577)	(602,577)	(602,577)	(602,577)	(602,577)	(602,577)	(602,577)	(602,577)	(602,577)	(602,577)	(602,577)	(602,577)	(602,577)
(1,231,716)	(1,231,716)	(1,231,716)	(1,231,716)	(1,231,716)	(1,231,716)	(1,231,716)	(1,231,716)	(1,231,716)	(1,231,716)	(1,231,716)	(1,231,716)	(1,231,716)	(1,231,716)	(1,231,716)
(1,782,592)	(1,782,592)	(1,782,592)	(1,782,592)	(1,782,592)	(1,782,592)	(1,782,592)	(1,782,592)	(1,782,592)	(1,782,592)	(1,782,592)	(1,782,592)	(1,782,592)	(1,782,592)	(1,782,592)
5,117,842	**5,117,842**	**5,117,842**	**5,117,842**	**5,117,842**	**5,117,842**	**5,117,842**	**5,117,842**	**5,117,842**	**5,117,842**	**5,117,842**	**5,117,842**	**5,117,842**	**5,117,842**	**5,117,842**
(127,009,338)	**(127,376,219)**	**(127,748,701)**	**(128,103,553)**	**(128,429,611)**	**(128,858,176)**	**(129,120,947)**	**(129,448,343)**	**(130,500,205)**	**(130,666,176)**	**(130,801,406)**	**(130,908,409)**	**(131,013,870)**	**(131,077,063)**	**(131,099,839)**

11,911,634	**11,911,634**	**11,911,634**	**11,911,634**	**11,911,634**	**11,911,634**	**11,911,634**	**11,911,634**	**11,911,634**	**11,911,634**	**11,911,634**	**11,911,634**	**11,911,634**	**11,911,634**	**11,911,634**
(136,148,019)	**(136,514,900)**	**(136,887,382)**	**(137,242,234)**	**(137,568,292)**	**(137,996,857)**	**(138,259,628)**	**(138,587,024)**	**(139,638,886)**	**(139,804,857)**	**(139,940,087)**	**(140,047,090)**	**(140,152,551)**	**(140,215,744)**	**(140,238,520)**
(61,287)	**(61,287)**	**(61,287)**	**(61,287)**	**(61,287)**	**(61,287)**	**(61,287)**	**(61,287)**	**(61,287)**	**(61,287)**	**(61,287)**	**(61,287)**	**(61,287)**	**(61,287)**	**(61,287)**
(2,711,666)	**(2,711,666)**	**(2,711,666)**	**(2,711,666)**	**(2,711,666)**	**(2,711,666)**	**(2,711,666)**	**(2,711,666)**	**(2,711,666)**	**(2,711,666)**	**(2,711,666)**	**(2,711,666)**	**(2,711,666)**	**(2,711,666)**	**(2,711,666)**
(127,009,338)	**(127,376,219)**	**(127,748,701)**	**(128,103,553)**	**(128,429,611)**	**(128,858,176)**	**(129,120,947)**	**(129,448,343)**	**(130,500,205)**	**(130,666,176)**	**(130,801,406)**	**(130,908,409)**	**(131,013,870)**	**(131,077,063)**	**(131,099,839)**

-	-	-	-	-	-	-								
		Incremental NOLC impact is calculated in the Revenue Requirement Model												
33,774,263	**33,774,263**	**33,774,263**	**33,774,263**	**33,774,263**	**33,774,263**	**33,774,263**	**33,774,263**	**33,774,263**	**33,774,263**	**33,774,263**	**33,774,263**	**33,774,263**	**33,774,263**	**33,774,263**

Atmos Energy Corporation, Inc.
Accumulated Deferred Income Taxes

Rate Division:
091DIV

Adjustment Description	Account	Category	Adj Code	Fiscal 2024 12/31/2023	Fiscal 2024 1/31/2024	Fiscal 2024 2/29/2024	Fiscal 2024 3/31/2024	Fiscal 2024 4/30/2024	Fiscal 2024 5/31/2024	Fiscal 2024 6/30/2024	Fiscal 2024 7/31/2024	Fiscal 2024 8/31/2024	Fiscal 2024 9/30/2024	Fiscal 2025 10/31/2024	Fiscal 2025 11/30/2024	Fiscal 2025 12/31/2024
MIP/VPP Accrual	Excl	ACC	ACC04	405,946	405,946	405,946	415,738	415,738	415,738	425,513	425,513	425,513	425,513	425,513	425,513	425,513
Vacation Accrual	1900	ACC	ACC11	97,293	97,293	97,293	97,297	97,297	97,297	97,297	97,297	97,297	97,297	97,297	97,297	97,297
Worker's Comp Insurance Reserve	1900	ACC	ACC12	(154,655)	(154,655)	(154,655)	(186,680)	(186,680)	(186,680)	(198,279)	(198,279)	(198,279)	(198,279)	(198,279)	(198,279)	(198,279)
Accrual - Subtotal				**348,584**	**348,584**	**348,584**	**326,355**	**326,355**	**326,355**	**324,531**	**324,531**	**324,531**	**324,531**	**324,531**	**324,531**	**324,531**
SEBP Adjustment	Excl	BEN	NBP03	1,011,495	1,011,495	1,011,495	972,930	972,930	972,930	972,463	972,463	972,463	972,463	972,463	972,463	972,463
FAS106 Adjustment	Excl	BEN	PRB01	(7,227,186)	(7,227,186)	(7,227,186)	(7,781,845)	(7,781,845)	(7,781,845)	(8,357,208)	(8,357,208)	(8,357,208)	(8,357,208)	(8,357,208)	(8,357,208)	(8,357,208)
Benefits - Subtotal				**(6,215,691)**	**(6,215,691)**	**(6,215,691)**	**(6,808,915)**	**(6,808,915)**	**(6,808,915)**	**(7,384,745)**	**(7,384,745)**	**(7,384,745)**	**(7,384,745)**	**(7,384,745)**	**(7,384,745)**	**(7,384,745)**
CWIP	Excl	CWIP/RWIP	FXA26	(127,104)	(127,104)	(127,104)	(127,110)	(127,110)	(127,110)	(127,110)	(127,110)	(127,110)	(127,110)	(127,110)	(127,110)	(127,110)
RWIP	2820	CWIP/RWIP	FXA47	(107)	(107)	(107)	(107)	(107)	(107)	(107)	(107)	(107)	(107)	(107)	(107)	(107)
CWIP/RWIP - Subtotal				**(127,211)**	**(127,211)**	**(127,211)**	**(127,217)**	**(127,217)**	**(127,217)**	**(127,217)**	**(127,217)**	**(127,217)**	**(127,217)**	**(127,217)**	**(127,217)**	**(127,217)**
Fixed Asset Cost Adjustment	2820	FXA	FXA01	(960,818)	(960,818)	(960,818)	(960,857)	(960,857)	(960,857)	(960,857)	(26,870)	(26,870)	(26,870)	(26,870)	(26,870)	(26,870)
Depreciation Adjustment	2820	FXA	FXA02	266,830	266,830	266,830	265,436	265,436	265,436	264,005	264,329	264,653	264,978	265,302	265,627	265,951
Plant - Subtotal				**(693,988)**	**(693,988)**	**(693,988)**	**(695,421)**	**(695,421)**	**(695,421)**	**(696,852)**	**237,459**	**237,784**	**238,108**	**238,432**	**238,757**	**239,081**
RAR 91/93 Bond Cost Amortized	1900	ONT	DVA05	22,592	22,592	22,592	22,593	22,593	22,593	22,593	22,593	22,593	22,593	22,593	22,593	22,593
Leases - Assets	2830	ONT	DVA10	(1,285,194)	(1,285,194)	(1,285,194)	(1,691,344)	(1,691,344)	(1,691,344)	(1,650,384)	(1,650,384)	(1,650,384)	(1,650,384)	(1,650,384)	(1,650,384)	(1,650,384)
DIG on Fixed Assets - UCG Storage	2830	ONT	DVA18	(811,677)	(811,677)	(811,677)	(811,710)	(811,710)	(811,710)	(811,710)	(811,710)	(811,710)	(811,710)	(811,710)	(811,710)	(811,710)
Leases - Liabilities	2830	ONT	DVA20	1,285,194	1,285,194	1,285,194	1,691,344	1,691,344	1,691,344	1,650,384	1,650,384	1,650,384	1,650,384	1,650,384	1,650,384	1,650,384
RAR 86/90 Lease Expense Amortiz.	2830	ONT	DVA26	(120,945)	(120,945)	(120,945)	(120,950)	(120,950)	(120,950)	(120,950)	(120,950)	(120,950)	(120,950)	(120,950)	(120,950)	(120,950)
UNICAP Section 263A Costs	1900	ONT	NTE11	1,316,143	1,316,143	1,316,143	1,316,197	1,316,197	1,316,197	1,316,197	1,316,197	1,316,197	1,316,197	1,316,197	1,316,197	1,316,197
Allowance for Doubtful Accounts	1900	ONT	ONT02	40,515	40,515	40,515	48,543	48,543	48,543	70,600	70,600	70,600	70,600	70,600	70,600	70,600
Charitable Contribution Carryover	Excl	ONT	ONT04	404	404	404	493	493	493	493	493	493	493	493	493	493
Union Gas - Non Compete	1900	ONT	ONT21	282,299	282,299	282,299	282,311	282,311	282,311	282,311	282,311	282,311	282,311	282,311	282,311	282,311
Prepayments	Excl	ONT	ONT31	(10,670)	(10,670)	(10,670)	1,070	1,070	1,070	4,993	4,993	4,993	4,993	4,993	4,993	4,993
WACOG to FIFO Adjustment	2830	ONT	ONT52	593,707	593,707	593,707	(1,026,265)	(1,026,265)	(1,026,265)	(1,321,585)	(1,321,585)	(1,321,585)	(1,321,585)	(1,321,585)	(1,321,585)	(1,321,585)
Intra Period Tax Allocation	1900	ONT	OTH	10,854	10,854	10,854	30,379	30,379	30,379	42,981	42,981	42,981	42,981	42,981	42,981	42,981
Regulatory Liability - NSC	1900	ONT	RGL08	(27,879)	(27,879)	(27,879)	8,242	8,242	8,242	8,242	8,242	8,242	8,242	8,242	8,242	8,242
Other - Subtotal				**1,295,343**	**1,295,343**	**1,295,343**	**(249,097)**	**(249,097)**	**(249,097)**	**(505,835)**	**(505,835)**	**(505,835)**	**(505,835)**	**(505,835)**	**(505,835)**	**(505,835)**
Total Accumulated Deferred Income Tax				**(5,392,963)**	**(5,392,963)**	**(5,392,963)**	**(7,554,295)**	**(7,554,295)**	**(7,554,295)**	**(8,390,118)**	**(7,455,807)**	**(7,455,482)**	**(7,455,158)**	**(7,454,834)**	**(7,454,509)**	**(7,454,185)**

Acct:														
1900	**1,587,162**	**1,587,162**	**1,587,162**	**1,618,882**	**1,618,882**	**1,618,882**	**1,641,942**	**1,641,942**	**1,641,942**	**1,641,942**	**1,641,942**	**1,641,942**	**1,641,942**
2820	**(694,095)**	**(694,095)**	**(694,095)**	**(695,528)**	**(695,528)**	**(695,528)**	**(696,959)**	**237,352**	**237,677**	**238,001**	**238,325**	**238,650**	**238,974**
2830	**(338,915)**	**(338,915)**	**(338,915)**	**(1,958,925)**	**(1,958,925)**	**(1,958,925)**	**(2,254,245)**	**(2,254,245)**	**(2,254,245)**	**(2,254,245)**	**(2,254,245)**	**(2,254,245)**	**(2,254,245)**
Excl	**(5,947,115)**	**(5,947,115)**	**(5,947,115)**	**(6,518,724)**	**(6,518,724)**	**(6,518,724)**	**(7,080,856)**	**(7,080,856)**	**(7,080,856)**	**(7,080,856)**	**(7,080,856)**	**(7,080,856)**	**(7,080,856)**
Total	**(5,392,963)**	**(5,392,963)**	**(5,392,963)**	**(7,554,295)**	**(7,554,295)**	**(7,554,295)**	**(8,390,118)**	**(7,455,807)**	**(7,455,482)**	**(7,455,158)**	**(7,454,834)**	**(7,454,509)**	**(7,454,185)**
Difference	-	-	-	-	-	-	-	-	-	-	-	-	-

Fiscal 2025 1/31/2025	Fiscal 2025 2/28/2025	Fiscal 2025 3/31/2025	Fiscal 2025 4/30/2025	Fiscal 2025 5/31/2025	Fiscal 2025 6/30/2025	Fiscal 2025 7/31/2025	Fiscal 2025 8/31/2025	Fiscal 2025 9/30/2025	Fiscal 2026 10/31/2025	Fiscal 2026 11/30/2025	Fiscal 2026 12/31/2025	Fiscal 2026 1/31/2026	Fiscal 2026 2/28/2026	Fiscal 2026 3/31/2026
425,513	425,513	425,513	425,513	425,513	425,513	425,513	425,513	425,513	425,513	425,513	425,513	425,513	425,513	425,513
97,297	97,297	97,297	97,297	97,297	97,297	97,297	97,297	97,297	97,297	97,297	97,297	97,297	97,297	97,297
(198,279)	(198,279)	(198,279)	(198,279)	(198,279)	(198,279)	(198,279)	(198,279)	(198,279)	(198,279)	(198,279)	(198,279)	(198,279)	(198,279)	(198,279)
324,531	**324,531**	**324,531**	**324,531**	**324,531**	**324,531**	**324,531**	**324,531**	**324,531**	**324,531**	**324,531**	**324,531**	**324,531**	**324,531**	**324,531**
972,463	972,463	972,463	972,463	972,463	972,463	972,463	972,463	972,463	972,463	972,463	972,463	972,463	972,463	972,463
(8,357,208)	(8,357,208)	(8,357,208)	(8,357,208)	(8,357,208)	(8,357,208)	(8,357,208)	(8,357,208)	(8,357,208)	(8,357,208)	(8,357,208)	(8,357,208)	(8,357,208)	(8,357,208)	(8,357,208)
(7,384,745)	**(7,384,745)**	**(7,384,745)**	**(7,384,745)**	**(7,384,745)**	**(7,384,745)**	**(7,384,745)**	**(7,384,745)**	**(7,384,745)**	**(7,384,745)**	**(7,384,745)**	**(7,384,745)**	**(7,384,745)**	**(7,384,745)**	**(7,384,745)**
(127,110)	(127,110)	(127,110)	(127,110)	(127,110)	(127,110)	(127,110)	(127,110)	(127,110)	(127,110)	(127,110)	(127,110)	(127,110)	(127,110)	(127,110)
(107)	(107)	(107)	(107)	(107)	(107)	(107)	(107)	(107)	(107)	(107)	(107)	(107)	(107)	(107)
(127,217)	**(127,217)**	**(127,217)**	**(127,217)**	**(127,217)**	**(127,217)**	**(127,217)**	**(127,217)**	**(127,217)**	**(127,217)**	**(127,217)**	**(127,217)**	**(127,217)**	**(127,217)**	**(127,217)**
(26,870)	(26,870)	(26,870)	(26,870)	(26,870)	(26,870)	(26,870)	(26,870)	(26,870)	(26,870)	(26,870)	(26,870)	(26,870)	(26,870)	(26,870)
266,275	266,600	266,924	267,351	267,743	268,098	268,416	268,696	268,939	269,139	269,302	269,429	269,520	269,577	269,598
239,406	**239,730**	**240,054**	**240,481**	**240,873**	**241,228**	**241,546**	**241,826**	**242,069**	**242,269**	**242,432**	**242,559**	**242,650**	**242,707**	**242,728**
22,593	22,593	22,593	22,593	22,593	22,593	22,593	22,593	22,593	22,593	22,593	22,593	22,593	22,593	22,593
(1,650,384)	(1,650,384)	(1,650,384)	(1,650,384)	(1,650,384)	(1,650,384)	(1,650,384)	(1,650,384)	(1,650,384)	(1,650,384)	(1,650,384)	(1,650,384)	(1,650,384)	(1,650,384)	(1,650,384)
(811,710)	(811,710)	(811,710)	(811,710)	(811,710)	(811,710)	(811,710)	(811,710)	(811,710)	(811,710)	(811,710)	(811,710)	(811,710)	(811,710)	(811,710)
1,650,384	1,650,384	1,650,384	1,650,384	1,650,384	1,650,384	1,650,384	1,650,384	1,650,384	1,650,384	1,650,384	1,650,384	1,650,384	1,650,384	1,650,384
(120,950)	(120,950)	(120,950)	(120,950)	(120,950)	(120,950)	(120,950)	(120,950)	(120,950)	(120,950)	(120,950)	(120,950)	(120,950)	(120,950)	(120,950)
1,316,197	1,316,197	1,316,197	1,316,197	1,316,197	1,316,197	1,316,197	1,316,197	1,316,197	1,316,197	1,316,197	1,316,197	1,316,197	1,316,197	1,316,197
70,600	70,600	70,600	70,600	70,600	70,600	70,600	70,600	70,600	70,600	70,600	70,600	70,600	70,600	70,600
493	493	493	493	493	493	493	493	493	493	493	493	493	493	493
282,311	282,311	282,311	282,311	282,311	282,311	282,311	282,311	282,311	282,311	282,311	282,311	282,311	282,311	282,311
4,993	4,993	4,993	4,993	4,993	4,993	4,993	4,993	4,993	4,993	4,993	4,993	4,993	4,993	4,993
(1,321,585)	(1,321,585)	(1,321,585)	(1,321,585)	(1,321,585)	(1,321,585)	(1,321,585)	(1,321,585)	(1,321,585)	(1,321,585)	(1,321,585)	(1,321,585)	(1,321,585)	(1,321,585)	(1,321,585)
42,981	42,981	42,981	42,981	42,981	42,981	42,981	42,981	42,981	42,981	42,981	42,981	42,981	42,981	42,981
8,242	8,242	8,242	8,242	8,242	8,242	8,242	8,242	8,242	8,242	8,242	8,242	8,242	8,242	8,242
(505,835)	**(505,835)**	**(505,835)**	**(505,835)**	**(505,835)**	**(505,835)**	**(505,835)**	**(505,835)**	**(505,835)**	**(505,835)**	**(505,835)**	**(505,835)**	**(505,835)**	**(505,835)**	**(505,835)**
(7,453,860)	**(7,453,536)**	**(7,453,212)**	**(7,452,785)**	**(7,452,393)**	**(7,452,038)**	**(7,451,720)**	**(7,451,440)**	**(7,451,197)**	**(7,450,997)**	**(7,450,834)**	**(7,450,707)**	**(7,450,616)**	**(7,450,559)**	**(7,450,538)**

1,641,942	**1,641,942**	**1,641,942**	**1,641,942**	**1,641,942**	**1,641,942**	**1,641,942**	**1,641,942**	**1,641,942**	**1,641,942**	**1,641,942**	**1,641,942**	**1,641,942**	**1,641,942**	**1,641,942**
239,299	**239,623**	**239,947**	**240,374**	**240,766**	**241,121**	**241,439**	**241,719**	**241,962**	**242,162**	**242,325**	**242,452**	**242,543**	**242,600**	**242,621**
(2,254,245)	**(2,254,245)**	**(2,254,245)**	**(2,254,245)**	**(2,254,245)**	**(2,254,245)**	**(2,254,245)**	**(2,254,245)**	**(2,254,245)**	**(2,254,245)**	**(2,254,245)**	**(2,254,245)**	**(2,254,245)**	**(2,254,245)**	**(2,254,245)**
(7,080,856)	**(7,080,856)**	**(7,080,856)**	**(7,080,856)**	**(7,080,856)**	**(7,080,856)**	**(7,080,856)**	**(7,080,856)**	**(7,080,856)**	**(7,080,856)**	**(7,080,856)**	**(7,080,856)**	**(7,080,856)**	**(7,080,856)**	**(7,080,856)**
(7,453,860)	**(7,453,536)**	**(7,453,212)**	**(7,452,785)**	**(7,452,393)**	**(7,452,038)**	**(7,451,720)**	**(7,451,440)**	**(7,451,197)**	**(7,450,997)**	**(7,450,834)**	**(7,450,707)**	**(7,450,616)**	**(7,450,559)**	**(7,450,538)**
-	-	-	-	-	-	-								

		FY 2022	FY 2023	As of 6/30/2024 FY 2024
DIV 09	**Pre Tax Book Income**	**27,826,385**	**32,545,724**	**30,045,584**
DIV 09	Federal Taxable Income (Loss) from Book/Tax Differences	(51,090,545)	(8,033,323)	(21,012,802)
DIV 02	Federal Taxable Income (Loss) from Book/Tax Differences	(16,542,568)	(8,282,076)	(99,196)
DIV 012	Federal Taxable Income (Loss) from Book/Tax Differences	151,270	420,999	282,091
DIV 091	Federal Taxable Income (Loss) from Book/Tax Differences	2,341,247	(4,864,030)	(8,552,349)
	Regulatory Federal Taxable Income (Loss)	(37,314,211)	11,787,294	663,328
	Federal Tax Rate	21.00%	21.00%	21.00%
	Increase / (Decrease) in NOLC ADIT Asset	**7,835,984**	**(2,475,332)**	**(139,299)**
	NOLC ADIT Beginning of Year	**28,552,909** A	**36,388,893**	**33,913,562**
	Increase / (Decrease) in NOLC ADIT Asset	**7,835,984**	**(2,475,332)**	**(139,299)**
	NOLC ADIT End of Year	**36,388,893**	**33,913,562**	**33,774,263**

Monthly Balance Spread		
9/30/2023	33,913,562	
10/31/2023	33,898,084	
11/30/2023	33,882,606	
12/31/2023	33,867,129	
1/31/2024	33,851,651	
2/29/2024	33,836,173	
3/31/2024	33,820,696	
4/30/2024	33,805,218	
5/31/2024	33,789,741	
6/30/2024	33,774,263	-

A - NOL ADIT as of 9/30/2021 - End of Base Period in Case No. 2021-00214

		FY 2022	FY 2023	As of 6/30/2024 FY 2024
DIV 09				
	Pre Tax Book Income	**27,826,385**	**32,545,724**	**30,045,584**
	ADIT Beginning of Year	(97,066,594)	(120,107,365)	(119,965,923)
	Less Items Excluded from Rate Base	(1,439,654)	(5,485,739)	(1,437,843)
	Less State Only Items	11,070,567	5,705,377	5,782,479
	Less TCJA Regulatory Liabiltiy related ADIT	7,021,267	6,138,862	4,159,620
	Adjusted ADIT Beginning of Year	(113,718,774)	(126,465,865)	(128,470,179)
	ADIT End of Year	(120,107,365)	(119,965,923)	(126,931,020)
	Less Items Excluded from Rate Base	(5,485,739)	(1,437,843)	(1,011,179)
	Less State Only Items	5,705,377	5,782,479	5,117,842
	Less TCJA Regulatory Liabiltiy related ADIT	6,138,862	4,159,620	2,675,190
	Adjusted ADIT End of Year	(126,465,865)	(128,470,179)	(133,712,873)
	Change in Adjusted ADIT	(12,747,091)	(2,004,314)	(5,242,694)
	Applicable Federal & State Deferred Tax Rate	24.95%	24.95%	24.95%
	Kentucky Mid States Div Allocation	100.00%	100.00%	100.00%
	Kentucky Jurisdiction Allocation	100.00%	100.00%	100.00%
	Federal Taxable Income (Loss) from Book/Tax Differences	**(51,090,545)**	**(8,033,323)**	**(21,012,802)**
DIV 02				
	ADIT Beginning of Year	841,973,871	342,022,601	314,468,054
	Less Items Excluded from Rate Base	35,796,993	25,188,290	21,428,201
	Less State Only Items	1,910,422	2,780,160	2,296,070
	Less TCJA Regulatory Liabiltiy related ADIT	-	-	-
	Less Federal NOL	850,194,457	441,283,389	458,676,680
	Adjusted ADIT Beginning of Year	(45,928,001)	(127,229,238)	(167,932,897)
	ADIT End of Year	342,022,601	314,468,054	252,997,116
	Less Items Excluded from Rate Base	25,188,290	21,428,201	19,995,420
	Less State Only Items	2,780,160	2,296,070	2,299,863
	Less TCJA Regulatory Liabiltiy related ADIT	-	-	-
	Less Federal NOL	441,283,389	458,676,680	399,122,247
	Adjusted ADIT End of Year	(127,229,238)	(167,932,897)	(168,420,414)
	Change in Adjusted ADIT	(81,301,236)	(40,703,659)	(487,517)
	Applicable Federal & State Deferred Tax Rate	22.42%	22.42%	22.42%
	Kentucky Mid States Div Allocation	9.13%	9.13%	9.13%
	Kentucky Jurisdiction Allocation	49.97%	49.97%	49.97%
	Federal Taxable Income (Loss) from Book/Tax Differences	**(16,542,568)**	**(8,282,076)**	**(99,196)**
DIV 012				
	ADIT Beginning of Year	(15,341,523)	(14,387,639)	(11,822,885)
	Less Items Excluded from Rate Base	(1,166,404)	(841,660)	(27,859)
	Less State Only Items	-	-	-
	Less TCJA Regulatory Liabiltiy related ADIT	-	-	-
	Adjusted ADIT Beginning of Year	(14,175,119)	(13,545,979)	(11,795,026)
	ADIT End of Year	(14,387,639)	(11,822,885)	(10,661,552)
	Less Items Excluded from Rate Base	(841,660)	(27,859)	(39,651)
	Less State Only Items	-	-	-
	Less TCJA Regulatory Liabiltiy related ADIT	-	-	-
	Adjusted ADIT End of Year	(13,545,979)	(11,795,026)	(10,621,901)
	Change in Adjusted ADIT	629,140	1,750,953	1,173,125
	Applicable Federal & State Deferred Tax Rate	22.42%	22.42%	22.42%
	Kentucky Mid States Div Allocation	10.90%	10.90%	10.90%
	Kentucky Jurisdiction Allocation	49.46%	49.46%	49.46%
	Federal Taxable Income (Loss) from Book/Tax Differences	**151,270**	**420,999**	**282,091**
DIV 091	ADIT Beginning of Year	(3,474,544)	(2,438,663)	(4,559,829)
	Less Items Excluded from Rate Base	1,222,305	1,207,647	1,269,016
	Less State Only Items	-	-	-
	Less TCJA Regulatory Liabiltiy related ADIT	-	-	-
	Adjusted ADIT Beginning of Year	(4,696,849)	(3,646,310)	(5,828,845)
	ADIT End of Year	(2,438,663)	(4,559,829)	(8,390,118)
	Less Items Excluded from Rate Base	1,207,647	1,269,016	1,276,245
	Less State Only Items	-	-	-
	Less TCJA Regulatory Liabiltiy related ADIT	-	-	-
	Adjusted ADIT End of Year	(3,646,310)	(5,828,845)	(9,666,363)

Change in Adjusted ADIT	1,050,539	(2,182,535)	(3,837,518)
Applicable Federal & State Deferred Tax Rate	22.42%	22.42%	22.42%
Kentucky Mid States Div Allocation	100.00%	100.00%	100.00%
Kentucky Jurisdiction Allocation	49.97%	49.97%	49.97%
Federal Taxable Income (Loss) from Book/Tax Differences	**2,341,247**	**(4,864,030)**	**(8,552,349)**
Regulatory Federal Taxable Income (Loss)	**(37,314,211)**	**11,787,294**	**663,328**
Federal Tax Rate	**21.00%**	**21.00%**	**21.00%**
Increase / (Decrease) in NOLC ADIT Asset	**7,835,984**	**(2,475,332)**	**(139,299)**

KY Regulatory Liability

Docket 2017-00349 2017 Rate Case	Total	Period	by Year	by Month
EDITL	27,253,006	24	1,135,542	94,628
Gross Up	8,056,591	24	335,691	27,974
Regulatory Liability	35,309,597	24	1,471,233	122,603
Date Implemented	5/3/2018		5/3/2018	
Per Book Quarter	Q1		Q1	

Updated for Q3 Amounts	Total	Period	by Year	by Month	
EDITL	27,114,687	24	1,129,779	94,148	EDITL
Gross Up	8,015,700	24	333,988	27,832	Gross Up
	35,130,387	24	1,463,766	121,981	
	4/1/2019				

Accelerated EDIT					
Date rates first set	5/3/2018	Reg Liability Currently in Rates:	35,130,387	Amortization Period Currently in Rates (Years):	22
Dates rates last set	4/1/2019	Final Reg Liability	35,780,760	Final Amortization Period:	27
Date of Next Implementation	1/1/2022	Unprotected Balance:	30,215,187	Unprotected Amortization Period:	3
Final Amortization Month	5/3/2045	Final Protected	5,565,573		
		Max. Monthly Protected Amortizatrion pre COR Update	21,081.71	Max. Monthly Protected Amortizatrion POST COR Update	15,833
				Check	-

Protected/Unprotected Analysis

Category	EDITL	Gross up	Reg Liability
Protected Balance	4,295,676	1,269,897	5,565,573
Unprotected Balance	23,320,988	6,894,199	30,215,187
Total KY Filing	**27,616,664**	**8,164,096**	**35,780,760**

EDIT Accelerated Schedule in rates effective January 2022

	Protected Balance	Unprotected Balance	Total Reg Liability Balance	Total EDIT	Total Gross UP	Check	Amortization - Protected	Amortization - Unprotected	Accelerated Unprotected	Total Amortization	Cumulative Balance - Amortization	Total Reg Liab
Beginning Regulatory Liability	5,565,573	30,215,187	35,780,760	27,616,664	8,164,096	-						
5/1/2018	5,544,491	30,113,666	35,658,157	27,522,036	8,136,122	-	(21,082)	(101,521)		(122,603)	(122,603)	35,780,760
6/1/2018	5,523,409	30,012,145	35,535,555	27,427,407	8,108,147	-	(21,082)	(101,521)		(122,603)	(245,206)	35,780,760
7/1/2018	5,502,327	29,910,624	35,412,952	27,332,779	8,080,173	-	(21,082)	(101,521)		(122,603)	(367,808)	35,780,760
8/1/2018	5,481,246	29,809,103	35,290,349	27,238,150	8,052,199	-	(21,082)	(101,521)		(122,603)	(490,411)	35,780,760
9/1/2018	5,460,164	29,707,582	35,167,746	27,143,522	8,024,225	-	(21,082)	(101,521)		(122,603)	(613,014)	35,780,760
10/1/2018	5,439,082	29,606,061	35,045,143	27,048,893	7,996,250	-	(21,082)	(101,521)		(122,603)	(735,617)	35,780,760
11/1/2018	5,418,001	29,504,540	34,922,541	26,954,265	7,968,276	-	(21,082)	(101,521)		(122,603)	(858,219)	35,780,760
12/1/2018	5,396,919	29,403,019	34,799,938	26,859,636	7,940,302	-	(21,082)	(101,521)		(122,603)	(980,822)	35,780,760
1/1/2019	5,375,837	29,301,498	34,677,335	26,765,008	7,912,328	-	(21,082)	(101,521)		(122,603)	(1,103,425)	35,780,760
2/1/2019	5,354,755	29,199,977	34,554,732	26,670,379	7,884,353	-	(21,082)	(101,521)		(122,603)	(1,226,028)	35,780,760
3/1/2019	5,333,674	29,098,456	34,432,130	26,575,751	7,856,379	-	(21,082)	(101,521)		(122,603)	(1,348,630)	35,780,760
4/1/2019	5,312,592	28,997,557	34,310,149	26,481,602	7,828,547	-	(21,082)	(100,899)		(121,981)	(1,470,611)	35,780,760
5/1/2019	5,291,510	28,896,658	34,188,169	26,387,454	7,800,714	-	(21,082)	(100,899)		(121,981)	(1,592,591)	35,780,760
6/1/2019	5,270,429	28,795,760	34,066,188	26,293,306	7,772,882	-	(21,082)	(100,899)		(121,981)	(1,714,572)	35,780,760
7/1/2019	5,249,347	28,694,861	33,944,208	26,199,158	7,745,050	-	(21,082)	(100,899)		(121,981)	(1,836,552)	35,780,760
8/1/2019	5,228,265	28,593,962	33,822,227	26,105,010	7,717,218	-	(21,082)	(100,899)		(121,981)	(1,958,533)	35,780,760
9/1/2019	5,207,183	28,493,063	33,700,247	26,010,861	7,689,385	-	(21,082)	(100,899)		(121,981)	(2,080,514)	35,780,760
10/1/2019	5,186,102	28,392,164	33,578,266	25,916,713	7,661,553	-	(21,082)	(100,899)		(121,981)	(2,202,494)	35,780,760
11/1/2019	5,165,020	28,291,266	33,456,286	25,822,565	7,633,721	-	(21,082)	(100,899)		(121,981)	(2,324,475)	35,780,760
12/1/2019	5,143,938	28,190,367	33,334,305	25,728,417	7,605,888	-	(21,082)	(100,899)		(121,981)	(2,446,455)	35,780,760
1/1/2020	5,122,857	28,089,468	33,212,324	25,634,268	7,578,056	-	(21,082)	(100,899)		(121,981)	(2,568,436)	35,780,760
2/1/2020	5,101,775	27,988,569	33,090,344	25,540,120	7,550,224	-	(21,082)	(100,899)		(121,981)	(2,690,416)	35,780,760
3/1/2020	5,080,693	27,887,670	32,968,363	25,445,972	7,522,391	-	(21,082)	(100,899)		(121,981)	(2,812,397)	35,780,760
4/1/2020	5,059,611	27,786,772	32,846,383	25,351,824	7,494,559	-	(21,082)	(100,899)		(121,981)	(2,934,377)	35,780,760
5/1/2020	5,038,530	27,685,873	32,724,402	25,257,676	7,466,727	-	(21,082)	(100,899)		(121,981)	(3,056,358)	35,780,760
6/1/2020	5,017,448	27,584,974	32,602,422	25,163,527	7,438,895	-	(21,082)	(100,899)		(121,981)	(3,178,338)	35,780,760
7/1/2020	4,996,366	27,484,075	32,480,441	25,069,379	7,411,062	-	(21,082)	(100,899)		(121,981)	(3,300,319)	35,780,760
8/1/2020	4,975,285	27,383,176	32,358,461	24,975,231	7,383,230	-	(21,082)	(100,899)		(121,981)	(3,422,299)	35,780,760
9/1/2020	4,954,203	27,282,278	32,236,480	24,881,083	7,355,398	-	(21,082)	(100,899)		(121,981)	(3,544,280)	35,780,760
10/1/2020	4,933,121	27,181,379	32,114,500	24,786,934	7,327,565	-	(21,082)	(100,899)		(121,981)	(3,666,260)	35,780,760
11/1/2020	4,912,039	27,080,480	31,992,519	24,692,786	7,299,733	-	(21,082)	(100,899)		(121,981)	(3,788,241)	35,780,760
12/1/2020	4,890,958	26,979,581	31,870,539	24,598,638	7,271,901	-	(21,082)	(100,899)		(121,981)	(3,910,221)	35,780,760
1/1/2021	4,869,876	26,878,682	31,748,558	24,504,490	7,244,069	-	(21,082)	(100,899)		(121,981)	(4,032,202)	35,780,760
2/1/2021	4,848,794	26,777,784	31,626,578	24,410,342	7,216,236	-	(21,082)	(100,899)		(121,981)	(4,154,182)	35,780,760
3/1/2021	4,827,713	26,676,885	31,504,597	24,316,193	7,188,404	-	(21,082)	(100,899)		(121,981)	(4,276,163)	35,780,760
4/1/2021	4,806,631	26,575,986	31,382,617	24,222,045	7,160,572	-	(21,082)	(100,899)		(121,981)	(4,398,143)	35,780,760
5/1/2021	4,785,549	26,475,087	31,260,636	24,127,897	7,132,739	-	(21,082)	(100,899)		(121,981)	(4,520,124)	35,780,760
6/1/2021	4,764,467	26,374,188	31,138,656	24,033,749	7,104,907	-	(21,082)	(100,899)		(121,981)	(4,642,104)	35,780,760
7/1/2021	4,743,386	26,273,290	31,016,675	23,939,600	7,077,075	-	(21,082)	(100,899)		(121,981)	(4,764,085)	35,780,760
8/1/2021	4,722,304	26,172,391	30,894,695	23,845,452	7,049,243	-	(21,082)	(100,899)		(121,981)	(4,886,065)	35,780,760
9/1/2021	4,701,222	26,071,492	30,772,714	23,751,304	7,021,410	-	(21,082)	(100,899)		(121,981)	(5,008,046)	35,780,760
10/1/2021	4,680,141	25,970,593	30,650,734	23,657,156	6,993,578	-	(21,082)	(100,899)		(121,981)	(5,130,026)	35,780,760
11/1/2021	4,659,059	25,869,694	30,528,753	23,563,008	6,965,746	-	(21,082)	(100,899)		(121,981)	(5,252,007)	35,780,760
12/1/2021	4,637,977	25,768,796	30,406,773	23,468,859	6,937,913	-	(21,082)	(100,899)		(121,981)	(5,373,987)	35,780,760
1/1/2022	4,616,895	25,667,897	30,284,792	23,374,711	6,910,081	-	(21,082)	(100,899)		(121,981)	(5,495,968)	35,780,760

2/1/2022	4,595,814	25,566,998	30,162,812	23,280,563	6,882,249	-	(21,082)	(100,899)		(121,981)	(5,617,948)	35,780,760
3/1/2022	4,574,732	25,466,099	30,040,831	23,186,415	6,854,416	-	(21,082)	(100,899)		(121,981)	(5,739,929)	35,780,760
4/1/2022	4,553,650	25,365,200	29,918,851	23,092,267	6,826,584	-	(21,082)	(100,899)		(121,981)	(5,861,909)	35,780,760
5/1/2022	4,532,569	25,264,302	29,796,870	22,998,118	6,798,752	-	(21,082)	(100,899)		(121,981)	(5,983,890)	35,780,760
6/1/2022	4,511,487	24,562,515	29,074,002	22,440,187	6,633,815	-	(21,082)		(701,786)	(722,868)	(6,706,758)	35,780,760
7/1/2022	4,490,405	23,860,729	28,351,134	21,882,256	6,468,878	-	(21,082)		(701,786)	(722,868)	(7,429,626)	35,780,760
8/1/2022	4,469,323	23,158,943	27,628,267	21,324,325	6,303,942	-	(21,082)		(701,786)	(722,868)	(8,152,493)	35,780,760
9/1/2022	4,448,242	22,457,157	26,905,399	20,766,394	6,139,005	-	(21,082)		(701,786)	(722,868)	(8,875,361)	35,780,760
10/1/2022	4,427,160	21,755,371	26,182,531	20,208,463	5,974,068	-	(21,082)		(701,786)	(722,868)	(9,598,229)	35,780,760
11/1/2022	4,406,078	21,053,585	25,459,663	19,650,532	5,809,131	-	(21,082)		(701,786)	(722,868)	(10,321,097)	35,780,760
12/1/2022	4,384,997	20,351,799	24,736,795	19,092,601	5,644,195	-	(21,082)		(701,786)	(722,868)	(11,043,965)	35,780,760
1/1/2023	4,363,915	19,650,012	24,013,927	18,534,669	5,479,258	-	(21,082)		(701,786)	(722,868)	(11,766,833)	35,780,760
2/1/2023	4,342,833	18,948,226	23,291,059	17,976,738	5,314,321	-	(21,082)		(701,786)	(722,868)	(12,489,701)	35,780,760
3/1/2023	4,321,751	18,246,440	22,568,191	17,418,807	5,149,384	-	(21,082)		(701,786)	(722,868)	(13,212,569)	35,780,760
4/1/2023	4,300,670	17,544,654	21,845,324	16,860,876	4,984,447	-	(21,082)		(701,786)	(722,868)	(13,935,436)	35,780,760
5/1/2023	4,279,588	16,842,868	21,122,456	16,302,945	4,819,511	-	(21,082)		(701,786)	(722,868)	(14,658,304)	35,780,760
6/1/2023	4,258,506	16,141,082	20,399,588	15,745,014	4,654,574	-	(21,082)		(701,786)	(722,868)	(15,381,172)	35,780,760
7/1/2023	4,237,425	15,439,295	19,676,720	15,187,083	4,489,637	-	(21,082)		(701,786)	(722,868)	(16,104,040)	35,780,760
8/1/2023	4,216,343	14,737,509	18,953,852	14,629,152	4,324,700	-	(21,082)		(701,786)	(722,868)	(16,826,908)	35,780,760
9/1/2023	4,195,261	14,035,723	18,230,984	14,071,221	4,159,764	-	(21,082)		(701,786)	(722,868)	(17,549,776)	35,780,760
10/1/2023	4,174,179	13,333,937	17,508,116	13,513,289	3,994,827	-	(21,082)		(701,786)	(722,868)	(18,272,644)	35,780,760
11/1/2023	4,153,098	12,632,151	16,785,249	12,955,358	3,829,890	-	(21,082)		(701,786)	(722,868)	(18,995,512)	35,780,760
12/1/2023	4,132,016	11,930,365	16,062,381	12,397,427	3,664,953	-	(21,082)		(701,786)	(722,868)	(19,718,379)	35,780,760
1/1/2024	4,110,934	11,228,578	15,339,513	11,839,496	3,500,017	-	(21,082)		(701,786)	(722,868)	(20,441,247)	35,780,760
2/1/2024	4,089,853	10,526,792	14,616,645	11,281,565	3,335,080	-	(21,082)		(701,786)	(722,868)	(21,164,115)	35,780,760
3/1/2024	4,068,771	9,825,006	13,893,777	10,723,634	3,170,143	-	(21,082)		(701,786)	(722,868)	(21,886,983)	35,780,760
4/1/2024	4,047,689	9,123,220	13,170,909	10,165,703	3,005,206	-	(21,082)		(701,786)	(722,868)	(22,609,851)	35,780,760
5/1/2024	4,026,607	8,421,434	12,448,041	9,607,772	2,840,270	-	(21,082)		(701,786)	(722,868)	(23,332,719)	35,780,760
6/1/2024	4,005,526	7,719,648	11,725,173	9,049,841	2,675,333	-	(21,082)		(701,786)	(722,868)	(24,055,587)	35,780,760
7/1/2024	3,984,444	7,017,862	11,002,306	8,491,910	2,510,396	-	(21,082)		(701,786)	(722,868)	(24,778,454)	35,780,760
8/1/2024	3,963,362	6,316,075	10,279,438	7,933,978	2,345,459	-	(21,082)		(701,786)	(722,868)	(25,501,322)	35,780,760
9/1/2024	3,942,281	5,614,289	9,556,570	7,376,047	2,180,523	-	(21,082)		(701,786)	(722,868)	(26,224,190)	35,780,760
10/1/2024	3,921,199	4,912,503	8,833,702	6,818,116	2,015,586	-	(21,082)		(701,786)	(722,868)	(26,947,058)	35,780,760
11/1/2024	3,900,117	4,210,717	8,110,834	6,260,185	1,850,649	-	(21,082)		(701,786)	(722,868)	(27,669,926)	35,780,760
12/1/2024	3,879,035	3,508,931	7,387,966	5,702,254	1,685,712	-	(21,082)		(701,786)	(722,868)	(28,392,794)	35,780,760
1/1/2025	3,857,954	2,807,145	6,665,098	5,144,323	1,520,775	-	(21,082)		(701,786)	(722,868)	(29,115,662)	35,780,760
2/1/2025	3,836,872	2,105,358	5,942,230	4,586,392	1,355,839	-	(21,082)		(701,786)	(722,868)	(29,838,530)	35,780,760
3/1/2025	3,815,790	1,403,572	5,219,363	4,028,461	1,190,902	-	(21,082)		(701,786)	(722,868)	(30,561,397)	35,780,760
4/1/2025	3,799,957	701,786	4,501,743	3,474,581	1,027,163	-	(15,833)		(701,786)	(717,619)	(31,279,017)	35,780,760
5/1/2025	3,784,124	0	3,784,124	2,920,700	863,424	-	(15,833)		(701,786)	(717,619)	(31,996,636)	35,780,760
6/1/2025	3,768,291	0	3,768,291	2,908,480	859,811	-	(15,833)			(15,833)	(32,012,469)	35,780,760
7/1/2025	3,752,458	0	3,752,458	2,896,259	856,198	-	(15,833)			(15,833)	(32,028,302)	35,780,760
8/1/2025	3,736,625	0	3,736,625	2,884,039	852,586	-	(15,833)			(15,833)	(32,044,136)	35,780,760
9/1/2025	3,720,791	0	3,720,791	2,871,818	848,973	-	(15,833)			(15,833)	(32,059,969)	35,780,760
10/1/2025	3,704,958	0	3,704,958	2,859,598	845,360	-	(15,833)			(15,833)	(32,075,802)	35,780,760
11/1/2025	3,689,125	0	3,689,125	2,847,377	841,748	-	(15,833)			(15,833)	(32,091,635)	35,780,760
12/1/2025	3,673,292	0	3,673,292	2,835,157	838,135	-	(15,833)			(15,833)	(32,107,468)	35,780,760
1/1/2026	3,657,459	0	3,657,459	2,822,936	834,522	-	(15,833)			(15,833)	(32,123,301)	35,780,760
2/1/2026	3,641,626	0	3,641,626	2,810,716	830,910	-	(15,833)			(15,833)	(32,139,134)	35,780,760
3/1/2026	3,625,792	0	3,625,792	2,798,495	827,297	-	(15,833)			(15,833)	(32,154,968)	35,780,760
4/1/2026	3,609,959	0	3,609,959	2,786,275	823,684	-	(15,833)			(15,833)	(32,170,801)	35,780,760
5/1/2026	3,594,126	0	3,594,126	2,774,054	820,072	-	(15,833)			(15,833)	(32,186,634)	35,780,760
6/1/2026	3,578,293	0	3,578,293	2,761,834	816,459	-	(15,833)			(15,833)	(32,202,467)	35,780,760
7/1/2026	3,562,460	0	3,562,460	2,749,613	812,846	-	(15,833)			(15,833)	(32,218,300)	35,780,760
8/1/2026	3,546,627	0	3,546,627	2,737,393	809,234	-	(15,833)			(15,833)	(32,234,133)	35,780,760
9/1/2026	3,530,794	0	3,530,794	2,725,172	805,621	-	(15,833)			(15,833)	(32,249,967)	35,780,760
10/1/2026	3,514,960	0	3,514,960	2,712,952	802,009	-	(15,833)			(15,833)	(32,265,800)	35,780,760
11/1/2026	3,499,127	0	3,499,127	2,700,731	798,396	-	(15,833)			(15,833)	(32,281,633)	35,780,760
12/1/2026	3,483,294	0	3,483,294	2,688,511	794,783	-	(15,833)			(15,833)	(32,297,466)	35,780,760
1/1/2027	3,467,461	0	3,467,461	2,676,290	791,171	-	(15,833)			(15,833)	(32,313,299)	35,780,760
2/1/2027	3,451,628	0	3,451,628	2,664,070	787,558	-	(15,833)			(15,833)	(32,329,132)	35,780,760
3/1/2027	3,435,795	0	3,435,795	2,651,849	783,945	-	(15,833)			(15,833)	(32,344,965)	35,780,760
4/1/2027	3,419,961	0	3,419,961	2,639,629	780,333	-	(15,833)			(15,833)	(32,360,799)	35,780,760
5/1/2027	3,404,128	0	3,404,128	2,627,408	776,720	-	(15,833)			(15,833)	(32,376,632)	35,780,760
6/1/2027	3,388,295	0	3,388,295	2,615,188	773,107	-	(15,833)			(15,833)	(32,392,465)	35,780,760
7/1/2027	3,372,462	0	3,372,462	2,602,967	769,495	-	(15,833)			(15,833)	(32,408,298)	35,780,760
8/1/2027	3,356,629	0	3,356,629	2,590,747	765,882	-	(15,833)			(15,833)	(32,424,131)	35,780,760
9/1/2027	3,340,796	0	3,340,796	2,578,526	762,269	-	(15,833)			(15,833)	(32,439,964)	35,780,760
10/1/2027	3,324,963	0	3,324,963	2,566,306	758,657	-	(15,833)			(15,833)	(32,455,798)	35,780,760
11/1/2027	3,309,129	0	3,309,129	2,554,085	755,044	-	(15,833)			(15,833)	(32,471,631)	35,780,760
12/1/2027	3,293,296	0	3,293,296	2,541,865	751,431	-	(15,833)			(15,833)	(32,487,464)	35,780,760
1/1/2028	3,277,463	0	3,277,463	2,529,644	747,819	-	(15,833)			(15,833)	(32,503,297)	35,780,760
2/1/2028	3,261,630	0	3,261,630	2,517,424	744,206	-	(15,833)			(15,833)	(32,519,130)	35,780,760
3/1/2028	3,245,797	0	3,245,797	2,505,203	740,593	-	(15,833)			(15,833)	(32,534,963)	35,780,760
4/1/2028	3,229,964	0	3,229,964	2,492,983	736,981	-	(15,833)			(15,833)	(32,550,796)	35,780,760
5/1/2028	3,214,130	0	3,214,130	2,480,762	733,368	-	(15,833)			(15,833)	(32,566,630)	35,780,760
6/1/2028	3,198,297	0	3,198,297	2,468,542	729,755	-	(15,833)			(15,833)	(32,582,463)	35,780,760
7/1/2028	3,182,464	0	3,182,464	2,456,321	726,143	-	(15,833)			(15,833)	(32,598,296)	35,780,760
8/1/2028	3,166,631	0	3,166,631	2,444,101	722,530	-	(15,833)			(15,833)	(32,614,129)	35,780,760

9/1/2028	3,150,798	0	3,150,798	2,431,880	718,918	-	(15,833)	(15,833)	(32,629,962)	35,780,760
10/1/2028	3,134,965	0	3,134,965	2,419,660	715,305	-	(15,833)	(15,833)	(32,645,795)	35,780,760
11/1/2028	3,119,131	0	3,119,131	2,407,439	711,692	-	(15,833)	(15,833)	(32,661,629)	35,780,760
12/1/2028	3,103,298	0	3,103,298	2,395,219	708,080	-	(15,833)	(15,833)	(32,677,462)	35,780,760
1/1/2029	3,087,465	0	3,087,465	2,382,998	704,467	-	(15,833)	(15,833)	(32,693,295)	35,780,760
2/1/2029	3,071,632	0	3,071,632	2,370,778	700,854	-	(15,833)	(15,833)	(32,709,128)	35,780,760
3/1/2029	3,055,799	0	3,055,799	2,358,557	697,242	-	(15,833)	(15,833)	(32,724,961)	35,780,760
4/1/2029	3,039,966	0	3,039,966	2,346,337	693,629	-	(15,833)	(15,833)	(32,740,794)	35,780,760
5/1/2029	3,024,133	0	3,024,133	2,334,116	690,016	-	(15,833)	(15,833)	(32,756,627)	35,780,760
6/1/2029	3,008,299	0	3,008,299	2,321,896	686,404	-	(15,833)	(15,833)	(32,772,461)	35,780,760
7/1/2029	2,992,466	0	2,992,466	2,309,675	682,791	-	(15,833)	(15,833)	(32,788,294)	35,780,760
8/1/2029	2,976,633	0	2,976,633	2,297,455	679,178	-	(15,833)	(15,833)	(32,804,127)	35,780,760
9/1/2029	2,960,800	0	2,960,800	2,285,234	675,566	-	(15,833)	(15,833)	(32,819,960)	35,780,760
10/1/2029	2,944,967	0	2,944,967	2,273,014	671,953	-	(15,833)	(15,833)	(32,835,793)	35,780,760
11/1/2029	2,929,134	0	2,929,134	2,260,793	668,340	-	(15,833)	(15,833)	(32,851,626)	35,780,760
12/1/2029	2,913,300	0	2,913,300	2,248,573	664,728	-	(15,833)	(15,833)	(32,867,460)	35,780,760
1/1/2030	2,897,467	0	2,897,467	2,236,352	661,115	-	(15,833)	(15,833)	(32,883,293)	35,780,760
2/1/2030	2,881,634	0	2,881,634	2,224,132	657,502	-	(15,833)	(15,833)	(32,899,126)	35,780,760
3/1/2030	2,865,801	0	2,865,801	2,211,911	653,890	-	(15,833)	(15,833)	(32,914,959)	35,780,760
4/1/2030	2,849,968	0	2,849,968	2,199,691	650,277	-	(15,833)	(15,833)	(32,930,792)	35,780,760
5/1/2030	2,834,135	0	2,834,135	2,187,470	646,665	-	(15,833)	(15,833)	(32,946,625)	35,780,760
6/1/2030	2,818,302	0	2,818,302	2,175,250	643,052	-	(15,833)	(15,833)	(32,962,459)	35,780,760
7/1/2030	2,802,468	0	2,802,468	2,163,029	639,439	-	(15,833)	(15,833)	(32,978,292)	35,780,760
8/1/2030	2,786,635	0	2,786,635	2,150,809	635,827	-	(15,833)	(15,833)	(32,994,125)	35,780,760
9/1/2030	2,770,802	0	2,770,802	2,138,588	632,214	-	(15,833)	(15,833)	(33,009,958)	35,780,760
10/1/2030	2,754,969	0	2,754,969	2,126,368	628,601	-	(15,833)	(15,833)	(33,025,791)	35,780,760
11/1/2030	2,739,136	0	2,739,136	2,114,147	624,989	-	(15,833)	(15,833)	(33,041,624)	35,780,760
12/1/2030	2,723,303	0	2,723,303	2,101,927	621,376	-	(15,833)	(15,833)	(33,057,457)	35,780,760
1/1/2031	2,707,469	0	2,707,469	2,089,706	617,763	-	(15,833)	(15,833)	(33,073,291)	35,780,760
2/1/2031	2,691,636	0	2,691,636	2,077,486	614,151	-	(15,833)	(15,833)	(33,089,124)	35,780,760
3/1/2031	2,675,803	0	2,675,803	2,065,265	610,538	-	(15,833)	(15,833)	(33,104,957)	35,780,760
4/1/2031	2,659,970	0	2,659,970	2,053,045	606,925	-	(15,833)	(15,833)	(33,120,790)	35,780,760
5/1/2031	2,644,137	0	2,644,137	2,040,824	603,313	-	(15,833)	(15,833)	(33,136,623)	35,780,760
6/1/2031	2,628,304	0	2,628,304	2,028,604	599,700	-	(15,833)	(15,833)	(33,152,456)	35,780,760
7/1/2031	2,612,471	0	2,612,471	2,016,383	596,087	-	(15,833)	(15,833)	(33,168,290)	35,780,760
8/1/2031	2,596,637	0	2,596,637	2,004,163	592,475	-	(15,833)	(15,833)	(33,184,123)	35,780,760
9/1/2031	2,580,804	0	2,580,804	1,991,942	588,862	-	(15,833)	(15,833)	(33,199,956)	35,780,760
10/1/2031	2,564,971	0	2,564,971	1,979,722	585,249	-	(15,833)	(15,833)	(33,215,789)	35,780,760
11/1/2031	2,549,138	0	2,549,138	1,967,501	581,637	-	(15,833)	(15,833)	(33,231,622)	35,780,760
12/1/2031	2,533,305	0	2,533,305	1,955,281	578,024	-	(15,833)	(15,833)	(33,247,455)	35,780,760
1/1/2032	2,517,472	0	2,517,472	1,943,060	574,411	-	(15,833)	(15,833)	(33,263,288)	35,780,760
2/1/2032	2,501,638	0	2,501,638	1,930,840	570,799	-	(15,833)	(15,833)	(33,279,122)	35,780,760
3/1/2032	2,485,805	0	2,485,805	1,918,619	567,186	-	(15,833)	(15,833)	(33,294,955)	35,780,760
4/1/2032	2,469,972	0	2,469,972	1,906,399	563,574	-	(15,833)	(15,833)	(33,310,788)	35,780,760
5/1/2032	2,454,139	0	2,454,139	1,894,178	559,961	-	(15,833)	(15,833)	(33,326,621)	35,780,760
6/1/2032	2,438,306	0	2,438,306	1,881,958	556,348	-	(15,833)	(15,833)	(33,342,454)	35,780,760
7/1/2032	2,422,473	0	2,422,473	1,869,737	552,736	-	(15,833)	(15,833)	(33,358,287)	35,780,760
8/1/2032	2,406,640	0	2,406,640	1,857,517	549,123	-	(15,833)	(15,833)	(33,374,121)	35,780,760
9/1/2032	2,390,806	0	2,390,806	1,845,296	545,510	-	(15,833)	(15,833)	(33,389,954)	35,780,760
10/1/2032	2,374,973	0	2,374,973	1,833,076	541,898	-	(15,833)	(15,833)	(33,405,787)	35,780,760
11/1/2032	2,359,140	0	2,359,140	1,820,855	538,285	-	(15,833)	(15,833)	(33,421,620)	35,780,760
12/1/2032	2,343,307	0	2,343,307	1,808,635	534,672	-	(15,833)	(15,833)	(33,437,453)	35,780,760
1/1/2033	2,327,474	0	2,327,474	1,796,414	531,060	-	(15,833)	(15,833)	(33,453,286)	35,780,760
2/1/2033	2,311,641	0	2,311,641	1,784,194	527,447	-	(15,833)	(15,833)	(33,469,119)	35,780,760
3/1/2033	2,295,807	0	2,295,807	1,771,973	523,834	-	(15,833)	(15,833)	(33,484,953)	35,780,760
4/1/2033	2,279,974	0	2,279,974	1,759,753	520,222	-	(15,833)	(15,833)	(33,500,786)	35,780,760
5/1/2033	2,264,141	0	2,264,141	1,747,532	516,609	-	(15,833)	(15,833)	(33,516,619)	35,780,760
6/1/2033	2,248,308	0	2,248,308	1,735,312	512,996	-	(15,833)	(15,833)	(33,532,452)	35,780,760
7/1/2033	2,232,475	0	2,232,475	1,723,091	509,384	-	(15,833)	(15,833)	(33,548,285)	35,780,760
8/1/2033	2,216,642	0	2,216,642	1,710,871	505,771	-	(15,833)	(15,833)	(33,564,118)	35,780,760
9/1/2033	2,200,809	0	2,200,809	1,698,650	502,158	-	(15,833)	(15,833)	(33,579,952)	35,780,760
10/1/2033	2,184,975	0	2,184,975	1,686,430	498,546	-	(15,833)	(15,833)	(33,595,785)	35,780,760
11/1/2033	2,169,142	0	2,169,142	1,674,209	494,933	-	(15,833)	(15,833)	(33,611,618)	35,780,760
12/1/2033	2,153,309	0	2,153,309	1,661,989	491,321	-	(15,833)	(15,833)	(33,627,451)	35,780,760
1/1/2034	2,137,476	0	2,137,476	1,649,768	487,708	-	(15,833)	(15,833)	(33,643,284)	35,780,760
2/1/2034	2,121,643	0	2,121,643	1,637,548	484,095	-	(15,833)	(15,833)	(33,659,117)	35,780,760
3/1/2034	2,105,810	0	2,105,810	1,625,327	480,483	-	(15,833)	(15,833)	(33,674,950)	35,780,760
4/1/2034	2,089,976	0	2,089,976	1,613,107	476,870	-	(15,833)	(15,833)	(33,690,784)	35,780,760
5/1/2034	2,074,143	0	2,074,143	1,600,886	473,257	-	(15,833)	(15,833)	(33,706,617)	35,780,760
6/1/2034	2,058,310	0	2,058,310	1,588,666	469,645	-	(15,833)	(15,833)	(33,722,450)	35,780,760
7/1/2034	2,042,477	0	2,042,477	1,576,445	466,032	-	(15,833)	(15,833)	(33,738,283)	35,780,760
8/1/2034	2,026,644	0	2,026,644	1,564,224	462,419	-	(15,833)	(15,833)	(33,754,116)	35,780,760
9/1/2034	2,010,811	0	2,010,811	1,552,004	458,807	-	(15,833)	(15,833)	(33,769,949)	35,780,760
10/1/2034	1,994,978	0	1,994,978	1,539,783	455,194	-	(15,833)	(15,833)	(33,785,783)	35,780,760
11/1/2034	1,979,144	0	1,979,144	1,527,563	451,581	-	(15,833)	(15,833)	(33,801,616)	35,780,760
12/1/2034	1,963,311	0	1,963,311	1,515,342	447,969	-	(15,833)	(15,833)	(33,817,449)	35,780,760
1/1/2035	1,947,478	0	1,947,478	1,503,122	444,356	-	(15,833)	(15,833)	(33,833,282)	35,780,760
2/1/2035	1,931,645	0	1,931,645	1,490,901	440,743	-	(15,833)	(15,833)	(33,849,115)	35,780,760
3/1/2035	1,915,812	0	1,915,812	1,478,681	437,131	-	(15,833)	(15,833)	(33,864,948)	35,780,760

4/1/2035	1,899,979	0	1,899,979	1,466,460	433,518	-	(15,833)	(15,833)	(33,880,781)	35,780,760
5/1/2035	1,884,145	0	1,884,145	1,454,240	429,905	-	(15,833)	(15,833)	(33,896,615)	35,780,760
6/1/2035	1,868,312	0	1,868,312	1,442,019	426,293	-	(15,833)	(15,833)	(33,912,448)	35,780,760
7/1/2035	1,852,479	0	1,852,479	1,429,799	422,680	-	(15,833)	(15,833)	(33,928,281)	35,780,760
8/1/2035	1,836,646	0	1,836,646	1,417,578	419,068	-	(15,833)	(15,833)	(33,944,114)	35,780,760
9/1/2035	1,820,813	0	1,820,813	1,405,358	415,455	-	(15,833)	(15,833)	(33,959,947)	35,780,760
10/1/2035	1,804,980	0	1,804,980	1,393,137	411,842	-	(15,833)	(15,833)	(33,975,780)	35,780,760
11/1/2035	1,789,146	0	1,789,146	1,380,917	408,230	-	(15,833)	(15,833)	(33,991,614)	35,780,760
12/1/2035	1,773,313	0	1,773,313	1,368,696	404,617	-	(15,833)	(15,833)	(34,007,447)	35,780,760
1/1/2036	1,757,480	0	1,757,480	1,356,476	401,004	-	(15,833)	(15,833)	(34,023,280)	35,780,760
2/1/2036	1,741,647	0	1,741,647	1,344,255	397,392	-	(15,833)	(15,833)	(34,039,113)	35,780,760
3/1/2036	1,725,814	0	1,725,814	1,332,035	393,779	-	(15,833)	(15,833)	(34,054,946)	35,780,760
4/1/2036	1,709,981	0	1,709,981	1,319,814	390,166	-	(15,833)	(15,833)	(34,070,779)	35,780,760
5/1/2036	1,694,148	0	1,694,148	1,307,594	386,554	-	(15,833)	(15,833)	(34,086,612)	35,780,760
6/1/2036	1,678,314	0	1,678,314	1,295,373	382,941	-	(15,833)	(15,833)	(34,102,446)	35,780,760
7/1/2036	1,662,481	0	1,662,481	1,283,153	379,328	-	(15,833)	(15,833)	(34,118,279)	35,780,760
8/1/2036	1,646,648	0	1,646,648	1,270,932	375,716	-	(15,833)	(15,833)	(34,134,112)	35,780,760
9/1/2036	1,630,815	0	1,630,815	1,258,712	372,103	-	(15,833)	(15,833)	(34,149,945)	35,780,760
10/1/2036	1,614,982	0	1,614,982	1,246,491	368,490	-	(15,833)	(15,833)	(34,165,778)	35,780,760
11/1/2036	1,599,149	0	1,599,149	1,234,271	364,878	-	(15,833)	(15,833)	(34,181,611)	35,780,760
12/1/2036	1,583,315	0	1,583,315	1,222,050	361,265	-	(15,833)	(15,833)	(34,197,445)	35,780,760
1/1/2037	1,567,482	0	1,567,482	1,209,830	357,652	-	(15,833)	(15,833)	(34,213,278)	35,780,760
2/1/2037	1,551,649	0	1,551,649	1,197,609	354,040	-	(15,833)	(15,833)	(34,229,111)	35,780,760
3/1/2037	1,535,816	0	1,535,816	1,185,389	350,427	-	(15,833)	(15,833)	(34,244,944)	35,780,760
4/1/2037	1,519,983	0	1,519,983	1,173,168	346,814	-	(15,833)	(15,833)	(34,260,777)	35,780,760
5/1/2037	1,504,150	0	1,504,150	1,160,948	343,202	-	(15,833)	(15,833)	(34,276,610)	35,780,760
6/1/2037	1,488,317	0	1,488,317	1,148,727	339,589	-	(15,833)	(15,833)	(34,292,444)	35,780,760
7/1/2037	1,472,483	0	1,472,483	1,136,507	335,977	-	(15,833)	(15,833)	(34,308,277)	35,780,760
8/1/2037	1,456,650	0	1,456,650	1,124,286	332,364	-	(15,833)	(15,833)	(34,324,110)	35,780,760
9/1/2037	1,440,817	0	1,440,817	1,112,066	328,751	-	(15,833)	(15,833)	(34,339,943)	35,780,760
10/1/2037	1,424,984	0	1,424,984	1,099,845	325,139	-	(15,833)	(15,833)	(34,355,776)	35,780,760
11/1/2037	1,409,151	0	1,409,151	1,087,625	321,526	-	(15,833)	(15,833)	(34,371,609)	35,780,760
12/1/2037	1,393,318	0	1,393,318	1,075,404	317,913	-	(15,833)	(15,833)	(34,387,442)	35,780,760
1/1/2038	1,377,484	0	1,377,484	1,063,184	314,301	-	(15,833)	(15,833)	(34,403,276)	35,780,760
2/1/2038	1,361,651	0	1,361,651	1,050,963	310,688	-	(15,833)	(15,833)	(34,419,109)	35,780,760
3/1/2038	1,345,818	0	1,345,818	1,038,743	307,075	-	(15,833)	(15,833)	(34,434,942)	35,780,760
4/1/2038	1,329,985	0	1,329,985	1,026,522	303,463	-	(15,833)	(15,833)	(34,450,775)	35,780,760
5/1/2038	1,314,152	0	1,314,152	1,014,302	299,850	-	(15,833)	(15,833)	(34,466,608)	35,780,760
6/1/2038	1,298,319	0	1,298,319	1,002,081	296,237	-	(15,833)	(15,833)	(34,482,441)	35,780,760
7/1/2038	1,282,486	0	1,282,486	989,861	292,625	-	(15,833)	(15,833)	(34,498,275)	35,780,760
8/1/2038	1,266,652	0	1,266,652	977,640	289,012	-	(15,833)	(15,833)	(34,514,108)	35,780,760
9/1/2038	1,250,819	0	1,250,819	965,420	285,399	-	(15,833)	(15,833)	(34,529,941)	35,780,760
10/1/2038	1,234,986	0	1,234,986	953,199	281,787	-	(15,833)	(15,833)	(34,545,774)	35,780,760
11/1/2038	1,219,153	0	1,219,153	940,979	278,174	-	(15,833)	(15,833)	(34,561,607)	35,780,760
12/1/2038	1,203,320	0	1,203,320	928,758	274,561	-	(15,833)	(15,833)	(34,577,440)	35,780,760
1/1/2039	1,187,487	0	1,187,487	916,538	270,949	-	(15,833)	(15,833)	(34,593,273)	35,780,760
2/1/2039	1,171,653	0	1,171,653	904,317	267,336	-	(15,833)	(15,833)	(34,609,107)	35,780,760
3/1/2039	1,155,820	0	1,155,820	892,097	263,724	-	(15,833)	(15,833)	(34,624,940)	35,780,760
4/1/2039	1,139,987	0	1,139,987	879,876	260,111	-	(15,833)	(15,833)	(34,640,773)	35,780,760
5/1/2039	1,124,154	0	1,124,154	867,656	256,498	-	(15,833)	(15,833)	(34,656,606)	35,780,760
6/1/2039	1,108,321	0	1,108,321	855,435	252,886	-	(15,833)	(15,833)	(34,672,439)	35,780,760
7/1/2039	1,092,488	0	1,092,488	843,215	249,273	-	(15,833)	(15,833)	(34,688,272)	35,780,760
8/1/2039	1,076,655	0	1,076,655	830,994	245,660	-	(15,833)	(15,833)	(34,704,106)	35,780,760
9/1/2039	1,060,821	0	1,060,821	818,774	242,048	-	(15,833)	(15,833)	(34,719,939)	35,780,760
10/1/2039	1,044,988	0	1,044,988	806,553	238,435	-	(15,833)	(15,833)	(34,735,772)	35,780,760
11/1/2039	1,029,155	0	1,029,155	794,333	234,822	-	(15,833)	(15,833)	(34,751,605)	35,780,760
12/1/2039	1,013,322	0	1,013,322	782,112	231,210	-	(15,833)	(15,833)	(34,767,438)	35,780,760
1/1/2040	997,489	0	997,489	769,892	227,597	-	(15,833)	(15,833)	(34,783,271)	35,780,760
2/1/2040	981,656	0	981,656	757,671	223,984	-	(15,833)	(15,833)	(34,799,104)	35,780,760
3/1/2040	965,822	0	965,822	745,451	220,372	-	(15,833)	(15,833)	(34,814,938)	35,780,760
4/1/2040	949,989	0	949,989	733,230	216,759	-	(15,833)	(15,833)	(34,830,771)	35,780,760
5/1/2040	934,156	0	934,156	721,010	213,146	-	(15,833)	(15,833)	(34,846,604)	35,780,760
6/1/2040	918,323	0	918,323	708,789	209,534	-	(15,833)	(15,833)	(34,862,437)	35,780,760
7/1/2040	902,490	0	902,490	696,569	205,921	-	(15,833)	(15,833)	(34,878,270)	35,780,760
8/1/2040	886,657	0	886,657	684,348	202,308	-	(15,833)	(15,833)	(34,894,103)	35,780,760
9/1/2040	870,824	0	870,824	672,128	198,696	-	(15,833)	(15,833)	(34,909,937)	35,780,760
10/1/2040	854,990	0	854,990	659,907	195,083	-	(15,833)	(15,833)	(34,925,770)	35,780,760
11/1/2040	839,157	0	839,157	647,687	191,470	-	(15,833)	(15,833)	(34,941,603)	35,780,760
12/1/2040	823,324	0	823,324	635,466	187,858	-	(15,833)	(15,833)	(34,957,436)	35,780,760
1/1/2041	807,491	0	807,491	623,246	184,245	-	(15,833)	(15,833)	(34,973,269)	35,780,760
2/1/2041	791,658	0	791,658	611,025	180,633	-	(15,833)	(15,833)	(34,989,102)	35,780,760
3/1/2041	775,825	0	775,825	598,805	177,020	-	(15,833)	(15,833)	(35,004,935)	35,780,760
4/1/2041	759,991	0	759,991	586,584	173,407	-	(15,833)	(15,833)	(35,020,769)	35,780,760
5/1/2041	744,158	0	744,158	574,364	169,795	-	(15,833)	(15,833)	(35,036,602)	35,780,760
6/1/2041	728,325	0	728,325	562,143	166,182	-	(15,833)	(15,833)	(35,052,435)	35,780,760
7/1/2041	712,492	0	712,492	549,923	162,569	-	(15,833)	(15,833)	(35,068,268)	35,780,760
8/1/2041	696,659	0	696,659	537,702	158,957	-	(15,833)	(15,833)	(35,084,101)	35,780,760
9/1/2041	680,826	0	680,826	525,482	155,344	-	(15,833)	(15,833)	(35,099,934)	35,780,760
10/1/2041	664,993	0	664,993	513,261	151,731	-	(15,833)	(15,833)	(35,115,768)	35,780,760

11/1/2041	649,159	0	649,159	501,041	148,119	-	(15,833)		(15,833)	(35,131,601)	35,780,760
12/1/2041	633,326	0	633,326	488,820	144,506	-	(15,833)		(15,833)	(35,147,434)	35,780,760
1/1/2042	617,493	0	617,493	476,600	140,893	-	(15,833)		(15,833)	(35,163,267)	35,780,760
2/1/2042	601,660	0	601,660	464,379	137,281	-	(15,833)		(15,833)	(35,179,100)	35,780,760
3/1/2042	585,827	0	585,827	452,159	133,668	-	(15,833)		(15,833)	(35,194,933)	35,780,760
4/1/2042	569,994	0	569,994	439,938	130,055	-	(15,833)		(15,833)	(35,210,766)	35,780,760
5/1/2042	554,160	0	554,160	427,718	126,443	-	(15,833)		(15,833)	(35,226,600)	35,780,760
6/1/2042	538,327	0	538,327	415,497	122,830	-	(15,833)		(15,833)	(35,242,433)	35,780,760
7/1/2042	522,494	0	522,494	403,277	119,217	-	(15,833)		(15,833)	(35,258,266)	35,780,760
8/1/2042	506,661	0	506,661	391,056	115,605	-	(15,833)		(15,833)	(35,274,099)	35,780,760
9/1/2042	490,828	0	490,828	378,836	111,992	-	(15,833)		(15,833)	(35,289,932)	35,780,760
10/1/2042	474,995	0	474,995	366,615	108,380	-	(15,833)		(15,833)	(35,305,765)	35,780,760
11/1/2042	459,161	0	459,161	354,395	104,767	-	(15,833)		(15,833)	(35,321,599)	35,780,760
12/1/2042	443,328	0	443,328	342,174	101,154	-	(15,833)		(15,833)	(35,337,432)	35,780,760
1/1/2043	427,495	0	427,495	329,954	97,542	-	(15,833)		(15,833)	(35,353,265)	35,780,760
2/1/2043	411,662	0	411,662	317,733	93,929	-	(15,833)		(15,833)	(35,369,098)	35,780,760
3/1/2043	395,829	0	395,829	305,513	90,316	-	(15,833)		(15,833)	(35,384,931)	35,780,760
4/1/2043	379,996	0	379,996	293,292	86,704	-	(15,833)		(15,833)	(35,400,764)	35,780,760
5/1/2043	364,163	0	364,163	281,072	83,091	-	(15,833)		(15,833)	(35,416,597)	35,780,760
6/1/2043	348,329	0	348,329	268,851	79,478	-	(15,833)		(15,833)	(35,432,431)	35,780,760
7/1/2043	332,496	0	332,496	256,631	75,866	-	(15,833)		(15,833)	(35,448,264)	35,780,760
8/1/2043	316,663	0	316,663	244,410	72,253	-	(15,833)		(15,833)	(35,464,097)	35,780,760
9/1/2043	300,830	0	300,830	232,190	68,640	-	(15,833)		(15,833)	(35,479,930)	35,780,760
10/1/2043	284,997	0	284,997	219,969	65,028	-	(15,833)		(15,833)	(35,495,763)	35,780,760
11/1/2043	269,164	0	269,164	207,749	61,415	-	(15,833)		(15,833)	(35,511,596)	35,780,760
12/1/2043	253,330	0	253,330	195,528	57,802	-	(15,833)		(15,833)	(35,527,430)	35,780,760
1/1/2044	237,497	0	237,497	183,308	54,190	-	(15,833)		(15,833)	(35,543,263)	35,780,760
2/1/2044	221,664	0	221,664	171,087	50,577	-	(15,833)		(15,833)	(35,559,096)	35,780,760
3/1/2044	205,831	0	205,831	158,867	46,964	-	(15,833)		(15,833)	(35,574,929)	35,780,760
4/1/2044	189,998	0	189,998	146,646	43,352	-	(15,833)		(15,833)	(35,590,762)	35,780,760
5/1/2044	174,165	0	174,165	134,426	39,739	-	(15,833)		(15,833)	(35,606,595)	35,780,760
6/1/2044	158,332	0	158,332	122,205	36,127	-	(15,833)		(15,833)	(35,622,429)	35,780,760
7/1/2044	142,498	0	142,498	109,985	32,514	-	(15,833)		(15,833)	(35,638,262)	35,780,760
8/1/2044	126,665	0	126,665	97,764	28,901	-	(15,833)		(15,833)	(35,654,095)	35,780,760
9/1/2044	110,832	0	110,832	85,544	25,289	-	(15,833)		(15,833)	(35,669,928)	35,780,760
10/1/2044	94,999	0	94,999	73,323	21,676	-	(15,833)		(15,833)	(35,685,761)	35,780,760
11/1/2044	79,166	0	79,166	61,103	18,063	-	(15,833)		(15,833)	(35,701,594)	35,780,760
12/1/2044	63,333	0	63,333	48,882	14,451	-	(15,833)		(15,833)	(35,717,427)	35,780,760
1/1/2045	47,499	0	47,499	36,662	10,838	-	(15,833)		(15,833)	(35,733,261)	35,780,760
2/1/2045	31,666	0	31,666	24,441	7,225	-	(15,833)		(15,833)	(35,749,094)	35,780,760
3/1/2045	15,833	0	15,833	12,221	3,613	-	(15,833)		(15,833)	(35,764,927)	35,780,760
4/1/2045	(0)	0	(0)	(0)	(0)	-	(15,833)		(15,833)	(35,780,760)	35,780,760
Cumulative to Date							**(5,565,573)**	**(4,950,886)**	**(25,264,302)**	**(35,780,760)**	
Checks			**-**				**0**	**-**	**-**	**0**	

Updated for FY18 Tax Return (updated in ledger)			
Total	Period	by Year	by Month
27,616,664	22	1,255,303	104,609
8,164,096	22	371,095	30,925
35,780,760	22	1,626,398	135,533

	Updated for Cost of Removal Impact			
	Total	Remaining Period to	by Year	by Month
EDITL	2,945,141	20	146,646	12,221
Gross Up	870,649	20	43,352	3,613

First Change in rates

	EDS reconcilation for change in months	
264	Number of Months prior to COR change	22
324	Number of months POST COR change	27
60	**Total additional months**	
83	total months amortizated as of 4-1-25	
241	**total remaining amortization months**	

KY

ADIT Calculation

W:\Tax - Income\Income Tax\Rate Cases\Kentucky\2024 Rate Case\[2023 KY ADIT Actuals and 2026 updated projection.xlsx]KY ADIT

FULLY FORWARD LOOK = must use pro-rate method per:
Treas Reg 1.167(1)-1(h)(6)(ii), PLR 201717008
Using a 13 month average (regulatory convention) for other items of rate base does not violate the consistency rule. Fully forward look = must use pro rate and not 13 mo average for ADIT.

	ties to books	ties to books	ties to books	ties to books	ties to books	ties to books	ties to books	ties to books	ties to books	ties to books	ties to books	ties to books
	Sep-20	**Oct-20**	**Nov-20**	**Dec-20**	**Jan-21**	**Feb-21**	**Mar-21**	**Apr-21**	**May-21**	**Jun-21**	**Jul-21**	**Aug-21**
SSU (CO 010) Rate Div 002												
Book Cost												
Book Additions		8,076,044	1,269,360	10,393,686	125,794	53,182	14,701	896,770	772,132	461,118	20,770	287,143
Book Cumulative Total	193,115,081	201,191,126	202,460,486	212,854,172	212,979,966	213,033,148	213,047,849	213,944,619	214,716,752	215,177,870	215,198,640	215,485,783
proof to Essbase	-											proof to Essbase
Tax Cost												
Adjustment to tie to Provision ADITs	43,060,409											
Tax Additions		8,076,044	1,269,363	9,013,940	125,796	53,182	(1,372,633)	896,770	772,132	(927,118)	20,770	287,146
Tax Cumulative Total	43,060,409	51,136,453	52,405,816	61,419,756	61,545,551	61,598,733	60,226,100	61,122,870	61,895,002	60,967,884	60,988,653	61,275,800
FXA01 - Gross	**(150,054,673)**	**(150,054,673)**	**(150,054,670)**	**(151,434,417)**	**(151,434,415)**	**(151,434,415)**	**(152,821,749)**	**(152,821,750)**	**(152,821,750)**	**(154,209,986)**	**(154,209,987)**	**(154,209,984)**
Deferred Rate	24.95%	24.95%	24.95%	24.95%	24.95%	24.95%	24.95%	24.95%	24.95%	24.95%	24.95%	24.95%
FXA01 - Tax Effected	*(37,438,641)*	*(37,438,641)*	*(37,438,640)*	*(37,782,887)*	*(37,782,887)*	*(37,782,887)*	*(38,129,026)*	*(38,129,027)*	*(38,129,027)*	*(38,475,391)*	*(38,475,392)*	*(38,475,391)*
FXA01 - Pro Rated	**(37,438,641)**	**(37,438,641)**	**(37,438,640)**	**(37,782,887)**	**(37,782,887)**	**(37,782,887)**	**(38,129,026)**	**(38,129,027)**	**(38,129,027)**	**(38,475,391)**	**(38,475,392)**	**(38,475,391)**
per ADIT	(37,941,075)	(37,941,075)	(37,941,075)	(38,285,321)	(38,285,321)	(38,285,321)	(38,631,461)	(38,631,461)	(38,631,461)	(38,977,826)	(38,977,826)	(38,977,826)
Cloud Excluded	502,350	502,350	502,350	502,350	502,350	502,350	502,350	502,350	502,350	502,350	502,350	502,350
NSC Excluded	84	84	84	84	84	84	84	84	84	84	84	84
ADIT for KY Rate	(37,438,641)	(37,438,641)	(37,438,641)	(37,782,887)	(37,782,887)	(37,782,887)	(38,129,027)	(38,129,027)	(38,129,027)	(38,475,392)	(38,475,392)	(38,475,392)
	(0)	(0)	0	(0)	0	0	0	0	0	0	0	1
Book Accum												
Book Additions		1,080,180	1,072,191	1,056,857	1,124,540	1,120,195	1,112,807	1,094,442	1,088,747	1,103,021	1,125,637	1,130,346
Book Cumulative Total	84,144,064	85,224,244	86,296,435	87,353,292	88,477,832	89,598,027	90,710,834	91,805,276	92,894,023	93,997,043	95,122,681	96,253,027
proof to Essbase	-											proof to Essbase
Tax Accum												
Adjustment to tie to Provision ADITs	4,309,844											
Tax Additions		1,080,180	1,072,188	1,154,641	1,124,541	1,120,192	1,331,242	1,094,441	1,088,745	2,260,261	1,125,635	1,130,349
Tax Cumulative Total	4,309,844	5,390,024	6,462,212	7,616,854	8,741,395	9,861,587	11,192,830	12,287,271	13,376,016	15,636,277	16,761,912	17,892,261
FXA02 - Gross	**79,834,221**	**79,834,220**	**79,834,223**	**79,736,438**	**79,736,437**	**79,736,440**	**79,518,004**	**79,518,005**	**79,518,007**	**78,360,767**	**78,360,769**	**78,360,766**
Deferred Rate	24.95%	24.95%	24.95%	24.95%	24.95%	24.95%	24.95%	24.95%	24.95%	24.95%	24.95%	24.95%
FXA02 - Tax Effected	*19,918,638*	*19,918,638*	*19,918,639*	*19,894,241*	*19,894,241*	*19,894,242*	*19,839,742*	*19,839,742*	*19,839,743*	*19,551,011*	*19,551,012*	*19,551,011*
FXA02 - Pro Rated	**19,918,638**	**19,918,638**	**19,918,639**	**19,894,241**	**19,894,241**	**19,894,242**	**19,839,742**	**19,839,742**	**19,839,743**	**19,551,011**	**19,551,012**	**19,551,011**
per ADIT	19,914,197	19,914,197	19,914,197	19,889,800	19,889,800	19,889,800	19,835,301	19,835,301	19,835,301	19,546,570	19,546,570	19,546,570
Cloud Excluded	4,441	4,441	4,441	4,441	4,441	4,441	4,441	4,441	4,441	4,441	4,441	4,441
NSC Excluded	(0)	(0)	(0)	(0)	(0)	(0)	(0)	(0)	(0)	(0)	(0)	(0)
ADIT for KY Rate	19,918,638	19,918,638	19,918,638	19,894,241	19,894,241	19,894,241	19,839,742	19,839,742	19,839,742	19,551,011	19,551,011	19,551,011
	(0)	(0)	0	0	(0)	1	(0)	0	1	0	1	0
CWIP												
FXA26	**(523,522)**	**(523,522)**	**(523,522)**	**(523,522)**	**(523,522)**	**(523,522)**	**(523,522)**	**(523,522)**	**(523,522)**	**(523,522)**	**(523,522)**	**(523,522)**
FXA26 - Pro Rated	**(523,522)**	**(523,522)**	**(523,522)**	**(523,522)**	**(523,522)**	**(523,522)**	**(523,522)**	**(523,522)**	**(523,522)**	**(523,522)**	**(523,522)**	**(523,522)**
FXA47	-	-	-	-	-	-	-	-	-	-	-	-
FXA47 - Pro Rated	-	-	-	-	-	-	-	-	-	-	-	-
FXA13 - Section 481(a) Cushion Gas	**337,426**	**337,426**	**337,426**	**337,426**	**337,426**	**337,426**	**337,426**	**337,426**	**337,426**	**337,426**	**337,426**	**337,426**
FXA13 - Pro Rated	**337,426**	**337,426**	**337,426**	**337,426**	**337,426**	**337,426**	**337,426**	**337,426**	**337,426**	**337,426**	**337,426**	**337,426**
FXA14 - Section 481(a) Line Pack Gas	**40,942**	**40,942**	**40,942**	**40,942**	**40,942**	**40,942**	**40,942**	**40,942**	**40,942**	**40,942**	**40,942**	**40,942**
FXA14 - Pro Rated	**40,942**	**40,942**	**40,942**	**40,942**	**40,942**	**40,942**	**40,942**	**40,942**	**40,942**	**40,942**	**40,942**	**40,942**
Total FXA	***(18,172,033)***	***(18,165,228)***	***(18,165,228)***	***(18,540,675)***	***(18,540,569)***	***(18,540,524)***	***(18,941,313)***	***(18,434,438)***	***(18,434,438)***	***(19,069,534)***	***(19,069,534)***	***(19,069,534)***
SSU (CO 010) Rate Div 012												
Book Cost												
Book Additions		107,039	(1,224)	751,772	1,990	537,674	567	60,246	149,550	17,970	-	52,867
Book Cumulative Total	150,489,528	150,596,567	150,595,343	151,347,116	151,349,106	151,886,779	151,887,346	151,947,592	152,097,143	152,115,113	152,115,113	152,167,980
proof to Essbase	-		proof to Essbase	-		proof to Essbase	-					proof to Essbase
Tax Cost												
Adjustment to tie to Provision ADITs	63,251,916											
Tax Additions		107,038	(1,222)	580,176	1,988	537,675	(171,022)	60,248	149,543	(153,615)		52,870
Tax Cumulative Total	63,251,916	63,358,954	63,357,731	63,937,908	63,939,896	64,477,571	64,306,549	64,366,798	64,516,341	64,362,725	64,362,725	64,415,595
FXA01 - Gross	**(87,237,612)**	**(87,237,613)**	**(87,237,612)**	**(87,409,208)**	**(87,409,210)**	**(87,409,208)**	**(87,580,797)**	**(87,580,795)**	**(87,580,802)**	**(87,752,387)**	**(87,752,387)**	**(87,752,385)**
Deferred Rate	24.95%	24.95%	24.95%	24.95%	24.95%	24.95%	24.95%	24.95%	24.95%	24.95%	24.95%	24.95%
FXA01 - Tax Effected	*(21,765,784)*	*(21,765,784)*	*(21,765,784)*	*(21,808,597)*	*(21,808,598)*	*(21,808,597)*	*(21,851,409)*	*(21,851,408)*	*(21,851,410)*	*(21,894,221)*	*(21,894,221)*	*(21,894,220)*
FXA01 - Pro Rated	**(21,765,784)**	**(21,765,784)**	**(21,765,784)**	**(21,808,597)**	**(21,808,598)**	**(21,808,597)**	**(21,851,409)**	**(21,851,408)**	**(21,851,410)**	**(21,894,221)**	**(21,894,221)**	**(21,894,220)**

per ADIT	(21,765,784)	(21,765,784)	(21,765,784)	(21,808,597)	(21,808,597)	(21,808,597)	(21,851,409)	(21,851,409)	(21,851,409)	(21,894,221)	(21,894,221)	(21,894,221)
NSC Excluded	-	-	-	-	-	-	-	-	-	-	-	-
ADIT for KY Rate	(21,765,784)	(21,765,784)	(21,765,784)	(21,808,597)	(21,808,597)	(21,808,597)	(21,851,409)	(21,851,409)	(21,851,409)	(21,894,221)	(21,894,221)	(21,894,221)
	(0)	(0)	(0)	(0)	(1)	(0)	0	1	(1)	0	0	1
Book Accum												
Book Additions		730,789	730,786	733,746	733,767	736,122	736,104	736,320	736,999	734,257	756,897	757,292
Book Cumulative Total	61,073,043	61,803,832	62,534,618	63,268,363	64,002,130	64,738,252	65,474,356	66,210,676	66,947,675	67,681,932	68,438,829	69,196,121
proof to Essbase	-		proof to Essbase	-		proof to Essbase	-					proof to Essbase
Tax Accum												
Adjustment to tie to Provision ADITs	30,304,557											
Tax Additions		730,790	730,786	(1,101,920)	733,768	736,124	(799,415)	736,321	736,998	(871,150)	756,898	757,295
Tax Cumulative Total	30,304,557	31,035,347	31,766,132	30,664,212	31,397,980	32,134,104	31,334,689	32,071,010	32,808,008	31,936,858	32,693,756	33,451,050
FXA02 - Gross	**30,768,486**	**30,768,486**	**30,768,486**	**32,604,151**	**32,604,150**	**32,604,148**	**34,139,667**	**34,139,666**	**34,139,667**	**35,745,074**	**35,745,074**	**35,745,071**
Deferred Rate	24.95%	24.95%	24.95%	24.95%	24.95%	24.95%	24.95%	24.95%	24.95%	24.95%	24.95%	24.95%
FXA02 - Tax Effected	*7,676,737*	*7,676,737*	*7,676,737*	*8,134,736*	*8,134,735*	*8,134,735*	*8,517,847*	*8,517,847*	*8,517,847*	*8,918,396*	*8,918,396*	*8,918,395*
FXA02 - Pro Rated	**7,676,737**	**7,676,737**	**7,676,737**	**8,134,736**	**8,134,735**	**8,134,735**	**8,517,847**	**8,517,847**	**8,517,847**	**8,918,396**	**8,918,396**	**8,918,395**
per ADIT	7,676,717	7,676,717	7,676,717	8,134,715	8,134,715	8,134,715	8,517,827	8,517,827	8,517,827	8,918,376	8,918,376	8,918,376
NSC Excluded	20	20	20	20	20	20	20	20	20	20	20	20
ADIT for KY Rate	7,676,737	7,676,737	7,676,737	8,134,735	8,134,735	8,134,735	8,517,847	8,517,847	8,517,847	8,918,396	8,918,396	8,918,396
	0	0	0	1	1	0	0	(0)	0	0	0	(1)
CWIP												
FXA26	**(60,748)**	**(60,748)**	**(60,748)**	**(60,748)**	**(60,748)**	**(60,748)**	**(60,748)**	**(60,748)**	**(60,748)**	**(60,748)**	**(60,748)**	**(60,748)**
FXA26 - Pro Rated	**(60,748)**	**(60,748)**	**(60,748)**	**(60,748)**	**(60,748)**	**(60,748)**	**(60,748)**	**(60,748)**	**(60,748)**	**(60,748)**	**(60,748)**	**(60,748)**
FXA47	-	-	-	-	-	-	-	-	-	-	-	-
FXA47 - Pro Rated	-	-	-	-	-	-	-	-	-	-	-	-
Total FXA	***(14,149,815)***	***(14,149,815)***	***(14,149,815)***	***(13,734,630)***	***(13,734,630)***	***(13,734,630)***	***(13,394,330)***	***(13,394,310)***	***(13,394,311)***	***(13,036,573)***	***(13,036,573)***	***(13,036,573)***

KY (CO 050) Rate Div 009

Book Cost												
Book Additions		1,925,058	1,554,244	2,654,929	1,465,347	(46,846)	5,438,145	4,798,573	4,078,758	6,178,544	3,699,347	6,203,837
Book Cumulative Total	776,387,470	778,312,529	779,866,773	782,521,702	783,987,049	783,940,203	789,378,348	794,176,920	798,255,678	804,434,222	808,133,569	814,337,406
proof to Essbase	-		proof to Essbase	-		proof to Essbase	-					proof to Essbase
Tax Cost												
Adjustment to tie to Provision ADITs	428,557,511											
Tax Additions		1,925,058	1,554,244	(3,777,607)	1,465,347	(46,846)	523,222	4,798,573	4,078,758	185,591	3,699,347	6,203,836
Tax Cumulative Total	428,557,511	430,482,569	432,036,814	428,259,206	429,724,553	429,677,707	430,200,930	434,999,503	439,078,261	439,263,852	442,963,198	449,167,034
FXA01 - Gross	**(347,829,959)**	**(347,829,960)**	**(347,829,959)**	**(354,262,496)**	**(354,262,496)**	**(354,262,495)**	**(359,177,418)**	**(359,177,417)**	**(359,177,418)**	**(365,170,370)**	**(365,170,371)**	**(365,170,372)**
Deferred Rate	24.95%	24.95%	24.95%	24.95%	24.95%	24.95%	24.95%	24.95%	24.95%	24.95%	24.95%	24.95%
FXA01 - Tax Effected	*(86,783,575)*	*(86,783,575)*	*(86,783,575)*	*(88,388,493)*	*(88,388,493)*	*(88,388,493)*	*(89,614,766)*	*(89,614,766)*	*(89,614,766)*	*(91,110,007)*	*(91,110,007)*	*(91,110,008)*
FXA01 - Pro Rated	**(86,783,575)**	**(86,783,575)**	**(86,783,575)**	**(88,388,493)**	**(88,388,493)**	**(88,388,493)**	**(89,614,766)**	**(89,614,766)**	**(89,614,766)**	**(91,110,007)**	**(91,110,007)**	**(91,110,008)**
per ADIT	(87,572,126)	(87,572,126)	(87,572,126)	(89,177,044)	(89,177,044)	(89,177,044)	(90,403,317)	(90,403,317)	(90,403,317)	(91,898,559)	(91,898,559)	(91,898,559)
NSC Excluded	(29,447)	(29,447)	(29,447)	(29,447)	(29,447)	(29,447)	(29,447)	(29,447)	(29,447)	(29,447)	(29,447)	(29,447)
Acq Adjustment Exclusion	817,998	817,998	817,998	817,998	817,998	817,998	817,998	817,998	817,998	817,998	817,998	817,998
ADIT for KY Rate	(86,783,575)	(86,783,575)	(86,783,575)	(88,388,493)	(88,388,493)	(88,388,493)	(89,614,766)	(89,614,766)	(89,614,766)	(91,110,008)	(91,110,008)	(91,110,008)
	0	0	0	0	0	1	0	0	0	1	1	0
Book Accum												
Book Additions		275,677	617,038	312,831	383,045	(429,284)	713,411	201,237	565,322	680,076	(21,230)	347,178
Book Cumulative Total	173,659,852	173,935,529	174,552,568	174,865,399	175,248,444	174,819,159	175,532,570	175,733,807	176,299,129	176,979,205	176,957,976	177,305,153
proof to Essbase	-		proof to Essbase	-		proof to Essbase	-					proof to Essbase
Tax Accum												
Adjustment to tie to Provision ADITs	253,248,982											
Tax Additions		275,675	617,038	120,449	383,042	(429,283)	369,968	201,234	565,323	730,509	(21,230)	347,178
Tax Cumulative Total	253,248,982	253,524,657	254,141,695	254,262,144	254,645,186	254,215,904	254,585,872	254,787,106	255,352,429	256,082,938	256,061,707	256,408,886
FXA02 - Gross	**(79,589,130)**	**(79,589,128)**	**(79,589,128)**	**(79,396,746)**	**(79,396,743)**	**(79,396,745)**	**(79,053,301)**	**(79,053,299)**	**(79,053,300)**	**(79,103,733)**	**(79,103,732)**	**(79,103,732)**
Deferred Rate	24.95%	24.95%	24.95%	24.95%	24.95%	24.95%	24.95%	24.95%	24.95%	24.95%	24.95%	24.95%
FXA02 - Tax Effected	*(19,857,488)*	*(19,857,487)*	*(19,857,487)*	*(19,809,488)*	*(19,809,487)*	*(19,809,488)*	*(19,723,799)*	*(19,723,798)*	*(19,723,798)*	*(19,736,381)*	*(19,736,381)*	*(19,736,381)*
FXA02 - Pro Rated	**(19,857,488)**	**(19,857,487)**	**(19,857,487)**	**(19,809,488)**	**(19,809,487)**	**(19,809,488)**	**(19,723,799)**	**(19,723,798)**	**(19,723,798)**	**(19,736,381)**	**(19,736,381)**	**(19,736,381)**
per ADIT	(19,039,490)	(19,039,490)	(19,039,490)	(18,991,490)	(18,991,490)	(18,991,490)	(18,905,801)	(18,905,801)	(18,905,801)	(18,918,384)	(18,918,384)	(18,918,384)
NSC Excluded	(8,795)	(8,795)	(8,795)	(8,795)	(8,795)	(8,795)	(8,795)	(8,795)	(8,795)	(8,795)	(8,795)	(8,795)
Acq Adjustment Exclusion	(817,998)	(817,998)	(817,998)	(817,998)	(817,998)	(817,998)	(817,998)	(817,998)	(817,998)	(817,998)	(817,998)	(817,998)
ADIT for KY Rate	(19,857,488)	(19,857,488)	(19,857,488)	(19,809,488)	(19,809,488)	(19,809,488)	(19,723,799)	(19,723,799)	(19,723,799)	(19,736,382)	(19,736,382)	(19,736,382)
	(0)	0	0	(0)	0	(0)	(0)	0	0	0	0	0
CWIP												
FXA26	**(130,996)**	**(130,996)**	**(130,996)**	**(130,996)**	**(130,996)**	**(130,996)**	**(130,996)**	**(130,996)**	**(130,996)**	**(130,996)**	**(130,996)**	**(130,996)**
FXA26 - Pro Rated	**(130,996)**	**(130,996)**	**(130,996)**	**(130,996)**	**(130,996)**	**(130,996)**	**(130,996)**	**(130,996)**	**(130,996)**	**(130,996)**	**(130,996)**	**(130,996)**
FXA47	**(31,097)**	**(31,097)**	**(31,097)**	**(31,097)**	**(31,097)**	**(31,097)**	**(31,097)**	**(31,097)**	**(31,097)**	**(31,097)**	**(31,097)**	**(31,097)**
FXA47 - Pro Rated	**(31,097)**	**(31,097)**	**(31,097)**	**(31,097)**	**(31,097)**	**(31,097)**	**(31,097)**	**(31,097)**	**(31,097)**	**(31,097)**	**(31,097)**	**(31,097)**
Total FXA	***(106,773,709)***	***(106,773,709)***	***(106,773,709)***	***(108,330,627)***	***(108,330,627)***	***(108,330,627)***	***(109,471,211)***	***(109,500,657)***	***(109,500,657)***	***(111,008,482)***	***(111,008,482)***	***(111,008,482)***

KY (CO 050) Rate Div 091

Book Cost

Book Additions		12,267	-	(651,105)	-	-	(2,033)	-	-	(26,097)	-	-
Book Cumulative Total	2,714,030	2,726,297	2,726,297	2,075,193	2,075,193	2,075,193	2,073,160	2,073,160	2,073,160	2,047,063	2,047,063	2,047,063
proof to Essbase	-		proof to Essbase	-		proof to Essbase	-					proof to Essbase
Tax Cost												
Adjustment to tie to Provision ADITs	1,911,988											
Tax Additions		12,265		(666,401)			(9,058)			(19,852)		
Tax Cumulative Total	1,911,988	1,924,253	1,924,253	1,257,852	1,257,852	1,257,852	1,248,794	1,248,794	1,248,794	1,228,942	1,228,942	1,228,942
FXA01 - Gross	**(802,042)**	**(802,045)**	**(802,045)**	**(817,341)**	**(817,341)**	**(817,341)**	**(824,366)**	**(824,366)**	**(824,366)**	**(818,121)**	**(818,121)**	**(818,121)**
Deferred Rate	24.95%	24.95%	24.95%	24.95%	24.95%	24.95%	24.95%	24.95%	24.95%	24.95%	24.95%	24.95%
FXA01 - Tax Effected	*(200,110)*	*(200,110)*	*(200,110)*	*(203,927)*	*(203,927)*	*(203,927)*	*(205,679)*	*(205,679)*	*(205,679)*	*(204,121)*	*(204,121)*	*(204,121)*
FXA01 - Pro Rated	**(200,110)**	**(200,110)**	**(200,110)**	**(203,927)**	**(203,927)**	**(203,927)**	**(205,679)**	**(205,679)**	**(205,679)**	**(204,121)**	**(204,121)**	**(204,121)**
per ADIT	(1,239,401)	(1,239,401)	(1,239,401)	(1,243,217)	(1,243,217)	(1,243,217)	(1,244,970)	(1,244,970)	(1,244,970)	(1,243,412)	(1,243,412)	(1,243,412)
Acq Adjustment Exclusion	1,039,291	1,039,291	1,039,291	1,039,291	1,039,291	1,039,291	1,039,291	1,039,291	1,039,291	1,039,291	1,039,291	1,039,291
ADIT for KY Rate	(200,110)	(200,110)	(200,110)	(203,926)	(203,926)	(203,926)	(205,679)	(205,679)	(205,679)	(204,121)	(204,121)	(204,121)
	0	(0)	(0)	(1)	(1)	(1)	(0)	(0)	(0)	(0)	(0)	(0)
Book Accum												
Book Additions		3,019	3,019	(659,054)	2,594	2,498	361	2,394	2,394	(23,863)	2,234	2,234
Book Cumulative Total	1,066,700	1,069,719	1,072,738	413,684	416,278	418,776	419,136	421,530	423,924	400,061	402,295	404,528
proof to Essbase	-		proof to Essbase	-		proof to Essbase	-					proof to Essbase
Tax Accum												
Adjustment to tie to Provision ADITs	1,701,146											
Tax Additions		3,018	3,018	(648,533)	2,593	2,501	7,764	2,393	2,393	(12,096)	2,236	2,232
Tax Cumulative Total	1,701,146	1,704,164	1,707,182	1,058,649	1,061,242	1,063,743	1,071,507	1,073,900	1,076,293	1,064,196	1,066,433	1,068,665
FXA02 - Gross	**(634,447)**	**(634,446)**	**(634,445)**	**(644,966)**	**(644,965)**	**(644,968)**	**(652,371)**	**(652,370)**	**(652,369)**	**(664,136)**	**(664,138)**	**(664,137)**
Deferred Rate	24.95%	24.95%	24.95%	24.95%	24.95%	24.95%	24.95%	24.95%	24.95%	24.95%	24.95%	24.95%
FXA02 - Tax Effected	*(158,294)*	*(158,294)*	*(158,294)*	*(160,919)*	*(160,919)*	*(160,919)*	*(162,766)*	*(162,766)*	*(162,766)*	*(165,702)*	*(165,702)*	*(165,702)*
FXA02 - Pro Rated	**(158,294)**	**(158,294)**	**(158,294)**	**(160,919)**	**(160,919)**	**(160,919)**	**(162,766)**	**(162,766)**	**(162,766)**	**(165,702)**	**(165,702)**	**(165,702)**
per ADIT	462,493	462,493	462,493	459,868	459,868	459,868	458,021	458,021	458,021	455,085	455,085	455,085
Acq Adjustment Exclusion	(620,787)	(620,787)	(620,787)	(620,787)	(620,787)	(620,787)	(620,787)	(620,787)	(620,787)	(620,787)	(620,787)	(620,787)
ADIT for KY Rate	(158,294)	(158,294)	(158,294)	(160,919)	(160,919)	(160,919)	(162,766)	(162,766)	(162,766)	(165,702)	(165,702)	(165,702)
	(0)	(0)	0	0	0	(0)	(0)	(0)	0	0	(0)	0
CWIP												
FXA26	**(126,805)**	**(126,805)**	**(126,805)**	**(126,805)**	**(126,805)**	**(126,805)**	**(126,805)**	**(126,845)**	**(126,845)**	**(126,867)**	**(126,867)**	**(126,867)**
FXA26 - Pro Rated	**(126,805)**	**(126,805)**	**(126,805)**	**(126,805)**	**(126,805)**	**(126,805)**	**(126,805)**	**(126,845)**	**(126,845)**	**(126,867)**	**(126,867)**	**(126,867)**
FXA47	**(107)**	**(107)**	**(107)**	**(107)**	**(107)**	**(107)**	**(107)**	**(107)**	**(107)**	**(107)**	**(107)**	**(107)**
FXA46 - Pro Rated	**(107)**	**(107)**	**(107)**	**(107)**	**(107)**	**(107)**	**(107)**	**(107)**	**(107)**	**(107)**	**(107)**	**(107)**
Total FXA	***(903,820)***	***(910,997)***	***(917,737)***	***(910,261)***	***(917,107)***	***(923,977)***	***(913,861)***	***(495,398)***	***(495,397)***	***(496,797)***	***(496,798)***	***(496,797)***
PROJECTION OF GROSS UP DTA - RGL06												
Monthly Amortization		(27,832)	(27,832)	(27,832)	(27,832)	(27,832)	(27,832)	(27,832)	(27,832)	(27,832)	(27,832)	(27,832)
RGL06 Regulatory Liability - 2017 Gross Up	7,355,398	7,327,565	7,299,733	7,271,901	7,244,069	7,216,236	7,188,404	7,160,572	7,132,739	7,104,907	7,077,075	7,049,243
per books	7,355,255	7,327,423	7,299,590	7,271,758	7,243,926	7,216,093	7,188,261	7,160,429	7,132,596	7,104,764	7,076,932	7,049,099
difference	143	143	143	143	143	143	143	143	143	143	143	143
RGL06 ADIT balance	**7,355,398**	**7,327,565**	**7,299,733**	**7,271,901**	**7,244,069**	**7,216,236**	**7,188,404**	**7,160,572**	**7,132,739**	**7,104,907**	**7,077,075**	**7,049,243**
Total ADIT balance (incl Gross Up) - prorated	**(132,643,978)**	**(132,672,184)**	**(132,706,756)**	**(134,244,291)**	**(134,278,863)**	**(134,313,521)**	**(135,532,311)**	**(134,664,231)**	**(134,692,064)**	**(136,506,478)**	**(136,534,311)**	**(136,562,143)**
REGULATORY LIABILITY REDUCTION TO RATE BASE												
Amortization of Regulatory Liability								(121,981)	(121,981)	(121,981)	(121,981)	(121,981)
Regulatory Liability (Not ADIT)	32,236,480	32,114,500	31,992,519	31,870,539	31,748,558	31,626,578	31,504,597	31,382,617	31,260,636	31,138,656	31,016,675	30,894,695
per books	32,235,862	32,113,881	31,991,901	31,871,261	31,749,280	31,627,300	31,503,979	31,381,998	31,260,017	31,138,036	31,016,056	30,894,075
difference	619	619	619	(722)	(722)	(722)	619	619	619	619	619	619
Prorated Regulatory Liability Balance	**32,236,480**	**32,114,500**	**31,992,519**	**31,870,539**	**31,748,558**	**31,626,578**	**31,504,597**	**31,382,617**	**31,260,636**	**31,138,656**	**31,016,675**	**30,894,695**
Check to KY Reg Liability Accelerated Schedule	-	-	-	-	-	-	-	-	-	-	-	-
	-	-	-	-	-	-	-	-	-	-	-	-

pro ration calculation	days in month	365	31	28	31	30	31	30	31	31	30	31	30
	mid month convention		16	28	31	30	31	30	31	31	30	31	30
	days remaining		350	322	291	261	230	200	169	138	108	77	47
	pro ration factor		0.957534247	0.880821918	0.795890411	0.71369863	0.628767123	0.546575342	0.461643836	0.376712329	0.294520548	0.209589041	0.12739726

Forecasted Period for this ADIT - updated 11/16/2021

ties to books	Projection	Projection	Projection	Projection	Projection	Projection	Projection	Projection	Projection	Projection	Projection	Projection	Projection	Projection
Sep-21	**Oct-21**	**Nov-21**	**Dec-21**	**Jan-22**	**Feb-22**	**Mar-22**	**Apr-22**	**May-22**	**Jun-22**	**Jul-22**	**Aug-22**	**Sep-22**	**Oct-22**	**Nov-22**
1,587,718	8,048,863	1,265,088	10,425,792	125,371	53,003	14,651	4,246,023	4,362,863	3,964,735	3,707,208	3,615,879	3,699,843	8,048,863	1,265,088
217,073,501	225,122,364	226,387,452	236,813,243	236,938,614	236,991,617	237,006,269	241,252,292	245,615,154	249,579,889	253,287,097	256,902,976	260,602,819	268,651,681	269,916,770
-											Proof to Gross Plant	6,808		Proof to Gross Plant
10,171,106	8,076,044	1,269,360	10,461,000	125,794	53,182	14,701	4,260,362	4,377,596	3,978,124	3,719,727	3,628,090	3,712,338	8,076,044	1,269,360
71,446,906	79,522,950	80,792,310	91,253,311	91,379,105	91,432,287	91,446,988	95,707,350	100,084,946	104,063,070	107,782,797	111,410,887	115,123,225	123,199,269	124,468,629
(145,626,595)	**(145,599,414)**	**(145,595,141)**	**(145,559,933)**	**(145,559,509)**	**(145,559,330)**	**(145,559,281)**	**(145,544,942)**	**(145,530,208)**	**(145,516,819)**	**(145,504,300)**	**(145,492,089)**	**(145,479,594)**	**(145,452,413)**	**(145,448,140)**
24.95%	24.95%	24.95%	24.95%	24.95%	24.95%	24.95%	24.95%	24.95%	24.95%	24.95%	24.95%	24.95%	24.95%	24.95%
(36,333,835)	*(36,327,054)*	*(36,325,988)*	*(36,317,203)*	*(36,317,098)*	*(36,317,053)*	*(36,317,041)*	*(36,313,463)*	*(36,309,787)*	*(36,306,446)*	*(36,303,323)*	*(36,300,276)*	*(36,297,159)*	*(36,290,377)*	*(36,289,311)*
(36,333,835)	**(36,327,054)**	**(36,325,988)**	**(36,317,203)**	**(36,317,102)**	**(36,317,063)**	**(36,317,053)**	**(36,314,500)**	**(36,312,188)**	**(36,310,362)**	**(36,308,920)**	**(36,307,773)**	**(36,306,855)**	**(36,305,433)**	**(36,305,297)**
(36,833,985)														
500,066														
84														
(36,333,835)														
(0)														
1,182,029	1,228,997	1,259,861	1,294,487	1,649,267	1,649,941	1,581,086	1,600,836	1,705,291	1,626,240	1,727,388	1,757,008	1,715,505	1,837,276	1,870,440
97,435,056	98,664,052	99,923,913	101,218,400	102,867,667	104,517,609	106,098,695	107,699,531	109,404,822	111,031,062	112,758,451	114,515,459	116,230,963	118,068,239	119,938,680
-											Proof to Reserve	-		Proof to Reserve
5,082,497	2,537,545	1,404,428	2,934,572	1,214,057	1,201,969	1,195,563	1,902,343	1,921,860	1,855,359	1,812,343	1,797,088	1,811,113	7,561,755	1,903,598
22,974,758	25,512,303	26,916,730	29,851,302	31,065,359	32,267,327	33,462,890	35,365,233	37,287,093	39,142,452	40,954,795	42,751,884	44,562,997	52,124,752	54,028,351
74,460,298	**73,151,750**	**73,007,183**	**71,367,098**	**71,802,309**	**72,250,281**	**72,635,805**	**72,334,297**	**72,117,729**	**71,888,610**	**71,803,655**	**71,763,575**	**71,667,967**	**65,943,487**	**65,910,329**
24.95%	24.95%	24.95%	24.95%	24.95%	24.95%	24.95%	24.95%	24.95%	24.95%	24.95%	24.95%	24.95%	24.95%	24.95%
18,577,844	*18,251,362*	*18,215,292*	*17,806,091*	*17,914,676*	*18,026,445*	*18,122,633*	*18,047,407*	*17,993,373*	*17,936,208*	*17,915,012*	*17,905,012*	*17,881,158*	*16,452,900*	*16,444,627*
18,577,844	**18,251,362**	**18,215,292**	**17,806,091**	**17,910,065**	**18,008,514**	**18,085,069**	**18,031,380**	**17,997,405**	**17,966,160**	**17,956,375**	**17,952,608**	**17,945,582**	**17,646,235**	**17,645,181**
18,771,079														
38,746														
(231,980)														
18,577,845														
(0)														
(1,639,039)	**(1,639,039)**	**(1,639,039)**	**(1,639,039)**	**(1,639,039)**	**(1,639,039)**	**(1,639,039)**	**(1,639,039)**	**(1,639,039)**	**(1,639,039)**	**(1,639,039)**	**(1,639,039)**	**(1,639,039)**	**(1,639,039)**	**(1,639,039)**
(1,639,039)	**(1,639,039)**	**(1,639,039)**	**(1,639,039)**	**(1,639,039)**	**(1,639,039)**	**(1,639,039)**	**(1,639,039)**	**(1,639,039)**	**(1,639,039)**	**(1,639,039)**	**(1,639,039)**	**(1,639,039)**	**(1,639,039)**	**(1,639,039)**
-	-	-	-	-	-	-	-	-	-	-	-	-	-	-
-	-	-	-	-	-	-	-	-	-	-	-	-	-	-
337,426	**337,426**	**337,426**	**337,426**	**337,426**	**337,426**	**337,426**	**337,426**	**337,426**	**337,426**	**337,426**	**337,426**	**337,426**	**337,426**	**337,426**
337,426	**337,426**	**337,426**	**337,426**	**337,426**	**337,426**	**337,426**	**337,426**	**337,426**	**337,426**	**337,426**	**337,426**	**337,426**	**337,426**	**337,426**
40,942	**40,942**	**40,942**	**40,942**	**40,942**	**40,942**	**40,942**	**40,942**	**40,942**	**40,942**	**40,942**	**40,942**	**40,942**	**40,942**	**40,942**
40,942	**40,942**	**40,942**	**40,942**	**40,942**	**40,942**	**40,942**	**40,942**	**40,942**	**40,942**	**40,942**	**40,942**	**40,942**	**40,942**	**40,942**
(19,016,662)	***(19,336,363)***	***(19,371,367)***	***(19,771,783)***	***(19,667,708)***	***(19,569,220)***	***(19,492,655)***	***(19,543,791)***	***(19,575,454)***	***(19,604,873)***	***(19,613,216)***	***(19,615,836)***	***(19,621,943)***	***(19,919,869)***	***(19,920,787)***
147,651	107,039	(1,224)	751,772	1,990	537,674	567	81,702	82,120	81,618	81,698	81,211	87,748	107,039	(1,224)
152,315,631	152,422,670	152,421,447	153,173,219	153,175,209	153,712,883	153,713,450	153,795,151	153,877,272	153,958,890	154,040,588	154,121,798	154,209,546	154,316,585	154,315,361
152,315,631											Proof to Gross Plant	(6,808)		Proof to Gross Plant
-												1,893,915		
(1,612,762)	107,039	(1,224)	751,772	1,990	537,674	567	81,702	82,120	81,618	81,698	81,211	87,748	107,039	(1,224)
62,802,834	62,909,873	62,908,649	63,660,421	63,662,411	64,200,085	64,200,652	64,282,354	64,364,474	64,446,092	64,527,790	64,609,000	64,696,748	64,803,787	64,802,564
(89,512,798)	**(89,512,798)**	**(89,512,798)**	**(89,512,798)**	**(89,512,798)**	**(89,512,798)**	**(89,512,798)**	**(89,512,798)**	**(89,512,798)**	**(89,512,798)**	**(89,512,798)**	**(89,512,798)**	**(89,512,798)**	**(89,512,798)**	**(89,512,798)**
24.95%	24.95%	24.95%	24.95%	24.95%	24.95%	24.95%	24.95%	24.95%	24.95%	24.95%	24.95%	24.95%	24.95%	24.95%
(22,333,443)	*(22,333,443)*	*(22,333,443)*	*(22,333,443)*	*(22,333,443)*	*(22,333,443)*	*(22,333,443)*	*(22,333,443)*	*(22,333,443)*	*(22,333,443)*	*(22,333,443)*	*(22,333,443)*	*(22,333,443)*	*(22,333,443)*	*(22,333,443)*
(22,333,443)	**(22,333,443)**	**(22,333,443)**	**(22,333,443)**	**(22,333,443)**	**(22,333,443)**	**(22,333,443)**	**(22,333,443)**	**(22,333,443)**	**(22,333,443)**	**(22,333,443)**	**(22,333,443)**	**(22,333,443)**	**(22,333,443)**	**(22,333,443)**

(22,333,444)															
-															
(22,333,444)															
1															
759,996	743,674	743,692	743,685	879,354	884,105	883,919	884,641	885,367	886,088	886,810	887,528	888,303	889,249	889,239	
69,956,117	70,699,791	71,443,483	72,187,168	73,066,522	73,950,627	74,834,547	75,719,188	76,604,555	77,490,643	78,377,454	79,264,982	80,153,285	81,042,535	81,931,773	
(69,956,117)											Proof to Gross Plant	0		Proof to Gross Plant	
-												10,197,169			
96,669	151,784	133,009	263,594	133,566	226,465	133,319	147,390	147,462	147,375	147,389	147,304	148,438	191,415	96,399	
33,547,719	33,699,503	33,832,512	34,096,106	34,229,671	34,456,136	34,589,455	34,736,845	34,884,307	35,031,682	35,179,071	35,326,375	35,474,813	35,666,228	35,762,628	
36,408,397	**37,000,288**	**37,610,972**	**38,091,062**	**38,836,850**	**39,494,491**	**40,245,091**	**40,982,343**	**41,720,248**	**42,458,961**	**43,198,383**	**43,938,607**	**44,678,472**	**45,376,306**	**46,169,146**	
24.95%	24.95%	24.95%	24.95%	24.95%	24.95%	24.95%	24.95%	24.95%	24.95%	24.95%	24.95%	24.95%	24.95%	24.95%	
9,083,895	*9,231,572*	*9,383,937*	*9,503,720*	*9,689,794*	*9,853,876*	*10,041,150*	*10,225,095*	*10,409,202*	*10,593,511*	*10,777,997*	*10,962,682*	*11,147,279*	*11,321,388*	*11,519,202*	
9,083,895	**9,231,572**	**9,383,937**	**9,503,720**	**9,681,892**	**9,826,419**	**9,975,469**	**10,106,750**	**10,222,510**	**10,323,249**	**10,408,416**	**10,477,989**	**10,532,357**	**10,568,848**	**10,594,049**	
9,083,799															
97															
9,083,896															
(0)															
(236,984)	**(236,984)**	**(236,984)**	**(236,984)**	**(236,984)**	**(236,984)**	**(236,984)**	**(236,984)**	**(236,984)**	**(236,984)**	**(236,984)**	**(236,984)**	**(236,984)**	**(236,984)**	**(236,984)**	
(236,984)	**(236,984)**	**(236,984)**	**(236,984)**	**(236,984)**	**(236,984)**	**(236,984)**	**(236,984)**	**(236,984)**	**(236,984)**	**(236,984)**	**(236,984)**	**(236,984)**	**(236,984)**	**(236,984)**	
-	-	-	-	-	-	-	-	-	-	-	-	-	-	-	
-	-	-	-	-	-	-	-	-	-	-	-	-	-	-	
(13,486,532)	***(13,338,855)***	***(13,186,490)***	***(13,066,707)***	***(12,888,535)***	***(12,744,008)***	***(12,594,958)***	***(12,463,677)***	***(12,347,917)***	***(12,247,178)***	***(12,162,011)***	***(12,092,438)***	***(12,038,070)***	***(12,001,579)***	***(11,976,378)***	
6,765,615	3,964,482	4,059,983	4,342,931	4,143,058	3,977,974	3,851,348	3,858,570	3,918,334	3,834,067	3,704,688	3,491,099	3,440,245	1,804,540	1,802,264	
821,103,021	825,067,502	829,127,485	833,470,416	837,613,474	841,591,448	845,442,797	849,301,367	853,219,701	857,053,768	860,758,455	864,249,554	867,689,799	869,494,339	871,296,604	
821,103,021											Proof to Gross Plant	0		Proof to Gross Plant	
-												46,586,778			
(905,106)	2,174,769	2,227,158	2,382,373	2,272,730	2,182,171	2,112,709	2,116,670	2,149,455	2,103,229	2,032,256	1,915,089	1,887,192	989,905	988,656	
448,261,928	450,436,697	452,663,855	455,046,228	457,318,958	459,501,129	461,613,838	463,730,508	465,879,963	467,983,192	470,015,448	471,930,537	473,817,729	474,807,634	475,796,290	
(372,841,093)	**(374,630,805)**	**(376,463,630)**	**(378,424,188)**	**(380,294,516)**	**(382,090,319)**	**(383,828,959)**	**(385,570,858)**	**(387,339,738)**	**(389,070,576)**	**(390,743,007)**	**(392,319,017)**	**(393,872,070)**	**(394,686,705)**	**(395,500,313)**	
24.95%	24.95%	24.95%	24.95%	24.95%	24.95%	24.95%	24.95%	24.95%	24.95%	24.95%	24.95%	24.95%	24.95%	24.95%	
(93,023,853)	*(93,470,386)*	*(93,927,676)*	*(94,416,835)*	*(94,883,482)*	*(95,331,535)*	*(95,765,325)*	*(96,199,929)*	*(96,641,265)*	*(97,073,109)*	*(97,490,380)*	*(97,883,595)*	*(98,271,081)*	*(98,474,333)*	*(98,677,328)*	
(93,023,853)	**(93,470,386)**	**(93,927,676)**	**(94,416,835)**	**(94,863,665)**	**(95,258,320)**	**(95,603,570)**	**(95,913,746)**	**(96,191,243)**	**(96,427,279)**	**(96,619,909)**	**(96,768,038)**	**(96,882,161)**	**(96,924,760)**	**(96,950,621)**	
(93,738,475)															
(103,376)															
817,998															
(93,023,853)															
0															
(163,776)	(2,091)	(42,668)	(136,750)	82,964	148,861	200,786	204,861	190,251	226,999	279,657	362,058	386,179	974,211	978,079	
177,141,377	177,139,286	177,096,618	176,959,868	177,042,832	177,191,693	177,392,479	177,597,341	177,787,591	178,014,591	178,294,248	178,656,306	179,042,485	180,016,697	180,994,776	
(177,141,377)											Proof to Gross Plant	0		Proof to Gross Plant	
-												1,901,108			
16,400,858	1,614,861	1,617,703	1,626,124	1,620,176	1,615,262	1,611,494	1,611,708	1,613,487	1,610,979	1,607,128	1,600,771	1,599,258	2,209,021	2,207,903	
272,809,743	274,424,604	276,042,307	277,668,432	279,288,607	280,903,870	282,515,363	284,127,072	285,740,559	287,351,538	288,958,666	290,559,438	292,158,696	294,367,717	296,575,619	
(95,668,366)	**(97,285,318)**	**(98,945,689)**	**(100,708,564)**	**(102,245,775)**	**(103,712,177)**	**(105,122,884)**	**(106,529,731)**	**(107,952,967)**	**(109,336,947)**	**(110,664,419)**	**(111,903,132)**	**(113,116,210)**	**(114,351,020)**	**(115,580,843)**	
24.95%	24.95%	24.95%	24.95%	24.95%	24.95%	24.95%	24.95%	24.95%	24.95%	24.95%	24.95%	24.95%	24.95%	24.95%	
(23,869,257)	*(24,272,687)*	*(24,686,949)*	*(25,126,787)*	*(25,510,321)*	*(25,876,188)*	*(26,228,160)*	*(26,579,168)*	*(26,934,265)*	*(27,279,568)*	*(27,610,772)*	*(27,919,831)*	*(28,222,494)*	*(28,530,579)*	*(28,837,420)*	
(23,869,257)	**(24,272,687)**	**(24,686,949)**	**(25,126,787)**	**(25,494,034)**	**(25,816,298)**	**(26,096,428)**	**(26,346,943)**	**(26,570,216)**	**(26,758,950)**	**(26,911,849)**	**(27,028,275)**	**(27,117,415)**	**(27,181,987)**	**(27,221,077)**	
(23,051,260)															
(31,895)															
(817,998)															
(23,869,258)															
0															
(79,453)	**(79,453)**	**(79,453)**	**(79,453)**	**(79,453)**	**(79,453)**	**(79,453)**	**(79,453)**	**(79,453)**	**(79,453)**	**(79,453)**	**(79,453)**	**(79,453)**	**(79,453)**	**(79,453)**	
(79,453)	**(79,453)**	**(79,453)**	**(79,453)**	**(79,453)**	**(79,453)**	**(79,453)**	**(79,453)**	**(79,453)**	**(79,453)**	**(79,453)**	**(79,453)**	**(79,453)**	**(79,453)**	**(79,453)**	
(54,610)	**(54,610)**	**(54,610)**	**(54,610)**	**(54,610)**	**(54,610)**	**(54,610)**	**(54,610)**	**(54,610)**	**(54,610)**	**(54,610)**	**(54,610)**	**(54,610)**	**(54,610)**	**(54,610)**	
(54,610)	**(54,610)**	**(54,610)**	**(54,610)**	**(54,610)**	**(54,610)**	**(54,610)**	**(54,610)**	**(54,610)**	**(54,610)**	**(54,610)**	**(54,610)**	**(54,610)**	**(54,610)**	**(54,610)**	
(117,027,173)	***(117,877,136)***	***(118,748,688)***	***(119,677,685)***	***(120,491,762)***	***(121,208,681)***	***(121,834,061)***	***(122,394,752)***	***(122,895,522)***	***(123,320,292)***	***(123,665,821)***	***(123,930,376)***	***(124,133,639)***	***(124,240,810)***	***(124,305,762)***	

-	12,267	-	10,543	-	-	-	-	(0)	-	-	-	0	12,267	-
2,047,063	2,059,330	2,059,330	2,069,873	2,069,873	2,069,873	2,069,873	2,069,873	2,069,873	2,069,873	2,069,873	2,069,873	2,069,873	2,082,140	2,082,140
2,047,063											Proof to Gross Plant	0		Proof to Gross Plant
-												22,810		
612,685	12,267	-	10,543	-	-	-	-	(0)	-	-	-	0	12,267	-
1,841,627	1,853,894	1,853,894	1,864,437	1,864,437	1,864,437	1,864,437	1,864,437	1,864,437	1,864,437	1,864,437	1,864,437	1,864,437	1,876,704	1,876,704
(205,436)	**(205,436)**	**(205,436)**	**(205,436)**	**(205,436)**	**(205,436)**	**(205,436)**	**(205,436)**	**(205,436)**	**(205,436)**	**(205,436)**	**(205,436)**	**(205,436)**	**(205,436)**	**(205,436)**
24.95%	24.95%	24.95%	24.95%	24.95%	24.95%	24.95%	24.95%	24.95%	24.95%	24.95%	24.95%	24.95%	24.95%	24.95%
(51,256)	*(51,256)*	*(51,256)*	*(51,256)*	*(51,256)*	*(51,256)*	*(51,256)*	*(51,256)*	*(51,256)*	*(51,256)*	*(51,256)*	*(51,256)*	*(51,256)*	*(51,256)*	*(51,256)*
(51,256)	**(51,256)**	**(51,256)**	**(51,256)**	**(51,256)**	**(51,256)**	**(51,256)**	**(51,256)**	**(51,256)**	**(51,256)**	**(51,256)**	**(51,256)**	**(51,256)**	**(51,256)**	**(51,256)**
(1,090,547)														
1,039,291														
(51,256)														
(0)														
2,234	2,220	2,269	2,269	2,312	2,312	2,312	2,312	2,312	2,312	2,312	2,312	2,312	2,361	2,361
406,762	1,069,719	1,072,738	413,684	416,278	418,776	419,136	422,768	425,079	427,391	429,703	432,014	434,326	436,687	439,048
(406,762)											Proof to Reserve	0		Proof to Reserve
-												27,564		
525,375	4,317	2,564	4,070	2,564	2,564	2,564	2,564	2,564	2,564	2,564	2,564	2,564	6,778	2,021
1,594,040	1,598,357	1,600,920	1,604,991	1,607,554	1,610,118	1,612,681	1,615,245	1,617,809	1,620,372	1,622,936	1,625,500	1,628,063	1,634,842	1,636,863
(1,187,278)	**(528,638)**	**(528,183)**	**(1,191,307)**	**(1,191,277)**	**(1,191,342)**	**(1,193,545)**	**(1,192,477)**	**(1,192,729)**	**(1,192,981)**	**(1,193,233)**	**(1,193,485)**	**(1,193,737)**	**(1,198,155)**	**(1,197,815)**
24.95%	24.95%	24.95%	24.95%	24.95%	24.95%	24.95%	24.95%	24.95%	24.95%	24.95%	24.95%	24.95%	24.95%	24.95%
(296,226)	*(131,895)*	*(131,782)*	*(297,231)*	*(297,224)*	*(297,240)*	*(297,789)*	*(297,523)*	*(297,586)*	*(297,649)*	*(297,712)*	*(297,775)*	*(297,837)*	*(298,940)*	*(298,855)*
(296,226)	**(131,895)**	**(131,782)**	**(297,231)**	**(297,224)**	**(297,238)**	**(297,676)**	**(297,486)**	**(297,525)**	**(297,559)**	**(297,588)**	**(297,612)**	**(297,631)**	**(297,862)**	**(297,851)**
349,179														
(645,405)														
(296,226)														
0														
(126,936)	**(126,805)**	**(126,805)**	**(126,805)**	**(126,805)**	**(126,805)**	**(126,805)**	**(126,805)**	**(126,805)**	**(126,805)**	**(126,805)**	**(126,805)**	**(126,805)**	**(126,805)**	**(126,805)**
(126,936)	**(126,805)**	**(126,805)**	**(126,805)**	**(126,805)**	**(126,805)**	**(126,805)**	**(126,805)**	**(126,805)**	**(126,805)**	**(126,805)**	**(126,805)**	**(126,805)**	**(126,805)**	**(126,805)**
(107)	**(107)**	**(107)**	**(107)**	**(107)**	**(107)**	**(107)**	**(107)**	**(107)**	**(107)**	**(107)**	**(107)**	**(107)**	**(107)**	**(107)**
(107)	**(107)**	**(107)**	**(107)**	**(107)**	**(107)**	**(107)**	**(107)**	**(107)**	**(107)**	**(107)**	**(107)**	**(107)**	**(107)**	**(107)**
(474,525)	***(310,063)***	***(309,950)***	***(475,399)***	***(475,392)***	***(475,406)***	***(475,844)***	***(475,654)***	***(475,693)***	***(475,728)***	***(475,757)***	***(475,780)***	***(475,799)***	***(476,030)***	***(476,019)***
(27,832)	(27,832)	(27,832)	(27,832)	(102,805)	(102,805)	(102,805)	(102,805)	(102,805)	(102,805)	(102,805)	(102,805)	(102,805)	(102,805)	(102,805)
7,021,410	6,993,578	6,965,746	6,937,913	6,835,109	6,732,304	6,629,499	6,526,695	6,423,890	6,321,085	6,218,281	6,115,476	6,012,671	5,909,867	5,807,062
7,021,267	6,993,578	6,965,746	6,937,913	6,835,109	6,732,304	6,629,499	6,526,695	6,423,890	6,321,085	6,218,281	6,115,476	6,012,671	5,909,867	5,807,062
143	-	-	-	-	-	-	-	-	-	-	-	-	-	-
7,021,410	**7,327,565**	**7,299,733**	**7,271,901**	**7,244,069**	**7,216,236**	**7,188,404**	**6,526,695**	**6,423,890**	**6,321,085**	**6,218,281**	**6,115,476**	**6,012,671**	**5,909,867**	**5,807,062**
(142,983,482)	**(143,534,852)**	**(144,316,761)**	**(145,719,673)**	**(146,279,328)**	**(146,781,079)**	**(147,209,114)**	**(148,351,178)**	**(148,870,696)**	**(149,326,985)**	**(149,698,524)**	**(149,998,954)**	**(150,256,780)**	**(150,728,421)**	**(150,871,883)**
(121,981)	(121,981)	(121,981)	(121,981)	(450,562)	(450,562)	(450,562)	(450,562)	(450,562)	(450,562)	(450,562)	(450,562)	(450,562)	(450,562)	(450,562)
30,772,714	30,650,734	30,528,753	30,406,773	29,956,211	29,505,649	29,055,088	28,604,526	28,153,965	27,703,403	27,252,841	26,802,280	26,351,718	25,901,156	25,450,595
30,772,095	30,650,734	30,528,753	30,406,773	29,956,211	29,505,649	29,055,088	28,604,526	28,153,965	27,703,403	27,252,841	26,802,280	26,351,718	25,901,156	25,450,595
619	-	-	-	-	-	-	-	-	-	-	0	0	0	0
30,772,714	**32,114,500**	**31,992,519**	**31,870,539**	**31,748,558**	**31,626,578**	**31,504,597**	**28,604,526**	**28,153,965**	**27,703,403**	**27,252,841**	**26,802,280**	**26,351,718**	**25,901,156**	**25,450,595**
-	-	-	-	-	-	-	-	-	-	-	-	-	-	-
-	-	-	-	-	-	-	-	-	-	-	-	-	-	-
(138,560,842)	(139,467,143)	(140,096,762)	(141,167,354)	(141,642,905)	(142,094,411)	(142,475,422)	(142,946,929)	(143,369,357)	(143,732,761)	(144,046,548)	(144,297,242)	(144,517,125)	(144,724,903)	(144,853,804)
(4,422,640)	(4,067,709)	(4,219,999)	(4,552,319)	(4,636,424)	(4,686,668)	(4,733,692)	(5,404,249)	(5,501,339)	(5,594,224)	(5,651,976)	(5,701,711)	(5,739,655)	(6,003,517)	(6,018,079)

31			
31			
16			
0.042465753			
Projection			
Dec-22			
10,425,792		PT Balance	
280,342,561		224,027,647	(6,954,146)
6,808			
10,461,000	-		
134,929,629		59,126,450	12,320,456
(145,412,932)			19,274,602
24.95%			24.95%
(36,280,527)			*4,809,013*
(36,304,924)			
1,851,043			
121,789,722			
-			
9,544,286	-		
63,572,636		13,556,713	9,418,044
58,217,086			
24.95%			
14,525,163			
17,563,670			
(1,639,039)			
(1,639,039)			
-			
-			
337,426			
337,426			
40,942			
40,942			
(20,001,925)			
751,772			
155,067,134		152903993.3	(588,362)
(6,808)			
857,588			
751,772	-		
65,554,336		55928657.69	6,874,176
(89,512,798)			
24.95%			
(22,333,443)			
(22,333,443)			

895,882			
82,827,655			
0			
2,674,370			
757,260	-		
36,519,888		29430688.03	4,117,031
46,307,768			
24.95%			
11,553,788			
10,595,518			
(236,984)			
(236,984)			
-			
-			
(11,974,909)			
1,947,347			
873,243,951		836601289.4	(15,498,269)
0			
5,554,152			
1,068,244	-		
476,864,534		463,800,121	(15,538,193)
(396,379,417)			
24.95%			
(98,896,665)			
(96,959,936)			
929,103			
181,923,879			
0			
2,881,394			
2,279,159	-		
298,854,778		286,326,777	(13,517,033)
(116,930,899)			
24.95%			
(29,174,259)			
(27,235,381)			
(79,453)			
(79,453)			
(54,610)			
(54,610)			
(124,329,380)			

10,543				
2,092,683			2991612.62	(944,550)
0				
22,810				
10,543	-			
1,887,247			2418206.92	(576,580)
(205,436)				
24.95%				
(51,256)				
(51,256)				
2,403				
441,451				
0				
7,125				
6,110	-			
1,642,973			2123475.73	(529,436)
(1,201,522)				
24.95%				
(299,780)				
(297,890)				
(126,805)				
(126,805)				
(107)				
(107)				
(476,058)				
(102,805)				
5,704,258	-	proof to Reg Liability Acceleration tab		
5,704,258				
-				
5,704,258				
(151,078,015)				
(450,562)				
25,000,033	0	proof to Reg Liability Acceleration tab		
25,000,033				
0				
25,000,033				
-				
-				
(144,983,875)				
(6,094,141)				

KY Projection
Tax Additions

KY EXCLUDING PRP

Co 010
Rate Div 002

Fiscal - Tax Year	Life	Book Additions	Repairs	Net Tax Additions	Tax Depreciation CY24	CY25	CY26
CY24 (Jan to Dec)	NONE	-		0	0	0	
	SL 3	13,076,601		13,076,601	1,089,739	4,358,824	1,089,706
	SL 15	-		0			
	MACRS 5	4,311,307		4,311,307	431,131	1,379,618	359,272
	MACRS 7	554,538		554,538	39,622	135,806	46,211
	MACRS 15	-		0	0	0	0
	MACRS 20	-		0	0	0	0
	MACRS 39	1,083,701		1,083,701	6,947	27,787	90,307
		19,026,147	-	**19,026,147**	1,567,438	5,902,035	1,585,496
	Gross Plant	19,026,147					
		0					
CY25 month Interim period	NONE	-		0		0	1
Jan to Dec 25	SL 3	30,284,583		30,284,583		5,047,532	2,523,690
	SL 15	-		0			
	MACRS 5	9,984,714		9,984,714		1,996,943	832,051
	MACRS 7	1,284,275		1,284,275		183,523	107,022
	MACRS 15	-		0		0	0
	MACRS 20	2,509,783		2,509,783		94,117	209,146
	MACRS 39	-		0		0	0
		44,063,355	-	**44,063,355**	0	7,322,114	3,671,911
	Gross Plant	44,063,355					
		0					
FY25 Projection/CY26	NONE	-		0			0
****Jan to March 26**	SL 3	7,501,306		7,501,306			312,561
	SL 15	-		0			
	MACRS 5	2,473,152		2,473,152			123,658
	MACRS 7	318,107		318,107			11,364
	MACRS 15	-		0			0
	MACRS 20	-		0			0
	MACRS 39	621,658		621,658			1,992
		10,914,223	-	**10,914,223**	0		449,575
	Gross Plant Balance	10,914,223					
	Difference	0					
Total		**74,003,724**	- #	**74,003,724**	**1,567,438**	**13,224,149**	**5,706,982**
		0		**Embedded**	**5,695,986**	**8,077,759**	**1,317,298**
				Depr on CY Adds			
				Total	**7,263,424**	**21,301,908**	**7,024,280**

Depreciation rate for recovery period

Year	3-year	5-year	7-year	10-year	15-year
1	16.667%	20.000%	14.290%	10.000%	5.000%
2	33.333%	32.000%	24.490%	18.000%	9.500%
3	33.333%	19.200%	17.490%	14.400%	8.550%
4	16.667%	11.520%	12.490%	11.520%	7.700%
5	0.000%	11.520%	8.930%	9.220%	6.930%
6	0.000%	5.760%	8.920%	7.370%	6.230%
7	0.000%	0.000%	8.930%	6.550%	5.900%
8	0.000%	0.000%	4.460%	6.550%	5.900%
9	0.000%	0.000%	0.000%	6.560%	5.910%
10	0.000%	0.000%	0.000%	6.550%	5.900%
11	0.000%	0.000%	0.000%	3.280%	5.910%
12	0.000%	0.000%	0.000%	0.000%	5.900%
13	0.000%	0.000%	0.000%	0.000%	5.910%
14	0.000%	0.000%	0.000%	0.000%	5.900%
15	0.000%	0.000%	0.000%	0.000%	5.910%
16	0.000%	0.000%	0.000%	0.000%	2.950%
17	0.000%	0.000%	0.000%	0.000%	0.000%
18	0.000%	0.000%	0.000%	0.000%	0.000%
19	0.000%	0.000%	0.000%	0.000%	0.000%
20	0.000%	0.000%	0.000%	0.000%	0.000%
21	0.000%	0.000%	0.000%	0.000%	0.000%
	100.000%	100.000%	100.000%	100.000%	100.000%

Co 010
Rate Div 012

Fiscal - Tax Year	Life	Book Adds	Repairs	Net Tax Additions	Tax Depreciation CY24	CY25	CY26
CY24 (Jan to Dec)	NONE	-		0	0	0	0
	SL 3	663,570		663,570	55,299	221,188	55,297
	SL 15	-		0			
	MACRS 5	-		0	0	0	0
	MACRS 7	113,333		113,333	8,098	27,755	9,444
	MACRS 15	-		0	0	0	0
	MACRS 20	-		0	0	0	0
	MACRS 39	11,753		11,753	75	301	979
		788,657	-	**788,657**	63,472	249,245	65,721

	Essbase (Acct 1010 only)	788,657						
		0						
CY25 month Interim period	NONE	-		0			0	
Jan to Dec 25	SL 3	2,160,277		2,160,277			360,053	180,021
	SL 15	-		0				
	MACRS 5	368,961		368,961			73,792	30,746
	MACRS 7	-		0			0	0
	MACRS 15	-		0			0	0
	MACRS 20	-		0			0	0
	MACRS 39	38,263		38,263			491	3,189
		2,567,501	-	**2,567,501**		0	434,336	213,956
	Gross Plant Balance	2,567,501						
	Difference	0						
FY25 Projection/CY26	NONE	-		0				0
****Jan to March 26**	SL 3	626,675		626,675				26,112
	SL 15	-		0				
	MACRS 5	-		0				0
	MACRS 7	107,032		107,032				4,460
	MACRS 15	-		0				0
	MACRS 20	-		0				0
	MACRS 39	11,100		11,100				463
		744,806	-	**744,806**		0	0	31,034
	Gross Plant Balance	744,806						
	Difference	0						
Total		**4,100,964**	- #	**4,100,964**		**63,472**	**683,581**	**310,711**
				Embedded		**1,682,898**	**2,700,847**	**3,951,895**
		0						
				Depr on CY Adds				
				Total		**1,746,369**	**3,384,428**	**4,262,606**

Co 050
Rate Div 009

			-32.85%			Tax Depreciation		
Fiscal - Tax Year	Life	Book Adds	**Repairs**	Net Tax Additions		CY24	CY25	CY26
CY24 (Jan to Dec)	NONE	82,766		82,766			0	
	SL 3	-		0		0	0	
	SL 15	-		0		0		
	MACRS 5	8,611		8,611		1,722	2,756	413
	MACRS 7	14,477,103		14,477,103		2,068,778	3,545,443	694,901
	MACRS 15	7,444,833	(4,253,048)	3,191,785		159,589	303,220	153,206
	MACRS 20	12,963,783	(7,405,887)	5,557,896		208,421	401,225	266,779
	MACRS 39	519,712		519,712		6,663	13,326	24,946
		35,496,809	**(11,658,935)**	**23,837,874**		2,445,174	4,265,968	1,140,245
	Essbase (Acct 1010 only)	35,496,809						
		0						
CY25 month Interim period	NONE	-	0	0			0	1
Jan to Dec 25	SL 3	-	0	0			0	0
	SL 15	-	0	0				
	MACRS 5	-	0	0			0	0
	MACRS 7	3,775,281	0	3,775,281			539,488	231,142
	MACRS 15	14,606,149	(4,797,393)	9,808,756			490,438	600,541
	MACRS 20	15,596,919	(5,122,811)	10,474,107			392,779	641,277
	MACRS 39	221,811	0	221,811			2,844	13,580
		34,200,160	**(9,920,205)**	**24,279,956**		0	1,425,548	1,486,540
	Gross Plant Balance	34,200,160						
	Difference	0						
			Repairs					
FY25 Projection/CY26	NONE	-	0	0				0

**Jan to March 26	SL 3	-	0	0			0
	SL 15	-	0	0			
	MACRS 5	-	0	0			0
	MACRS 7	-	0	0			0
	MACRS 15	627,639	(206,148)	421,491			5,269
	MACRS 20	3,196,735	(1,049,968)	2,146,767			26,835
	MACRS 39	-	0	0			0
		3,824,374	**(1,256,117)**	**2,568,257**	0	0	32,103
	Gross Plant Balance	3,824,374					
	Difference	0					
Total		**73,521,343**	**(12,915,051) #**	**50,686,087**	**2,445,174**	**5,691,516**	**2,658,889**
				Embedded	**32,725,958**	**29,924,684**	**7,114,785**
		12,187,936					
				Depr on CY Adds			
				Total	**35,171,131**	**35,616,200**	**9,773,674**

Co 050
Rate Div 091

			0%		Tax Depreciation		
Fiscal - Tax Year	Life	Book Adds	**Repairs**	Net Tax Additions	CY24	CY25	CY26
CY24 (Jan to Dec)	NONE	-		0	0	0	
	SL 3	-		0	0	0	
	SL 15	-		0			
	MACRS 5	-		0	0	0	
	MACRS 7	-		0	0	0	
	MACRS 15	-		0	0	0	
	MACRS 20	-		0	0	0	
	MACRS 39	-		0	0	0	
		-	-	**0**	0	0	
	Essbase (Acct 1010 only)	0					
		0					
			Repairs				
CY25 month Interim period Jan to Dec 25	NONE	-	0	0		0	
	SL 3	-	0	0		0	
	SL 15		0	0			
	MACRS 5	-	0	0		0	
	MACRS 7	-	0	0		0	
	MACRS 15		0	0		0	
	MACRS 20	-	0	0		0	
	MACRS 39	-	0	0		0	
		-	-	**0**	0	0	
	Gross Plant Balance						
	Difference	0					
			Repairs				
FY25 Projection/CY26 **Jan to March 26	NONE	-	0	0		0	
	SL 3	-	0	0		0	
	SL 15	-	0	0			
	MACRS 5	-	0	0		0	
	MACRS 7	-	0	0		0	
	MACRS 15	-	0	0		0	
	MACRS 20	-	0	0		0	
	MACRS 39	-	0	0		0	
		-	-	**0**	0	0	
	Gross Plant Balance	0					
	Difference	0					
Total		-	- #	**0**	-	-	-
				Embedded	**5,968**	**22,906**	**17,929**
				Depr on CY Adds			

			Total		5,968	22,906	17,929

					Tax Depreciation		
	Book Adds	Repairs	Net Tax Additions	Check	CY24	CY25	CY26
NONE	82,766	0	82,766	(0)	0	0	2
SL 3	54,313,012	0	54,313,012	(0)	1,145,037	9,987,596	4,187,387
SL 15	0	0	0	0	0	0	0
MACRS 5	17,146,745	0	17,146,745	368,961	432,853	3,453,109	1,346,141
MACRS 7	20,629,669	0	20,629,669	(368,961)	2,116,497	4,432,015	1,104,544
MACRS 15	22,678,622	(9,256,589)	13,422,032	0	159,589	793,657	759,015
MACRS 20	34,267,219	(13,578,666)	20,688,553	2,509,783	208,421	888,120	1,144,037
MACRS 39	2,507,998	0	2,507,998	(2,509,783)	13,685	44,749	135,457
	151,626,031	(22,835,256)	128,790,775	0	4,076,083	19,599,246	8,676,582
	162,149,953			Note: (KY CY24 being 12 mths)			32,351,911
					40,104,842	40,703,290	12,383,978
							93,192,109
					44,180,925	60,302,536	21,060,560
							125,544,021

20-year	39-year
3.750%	1.282%
7.219%	2.564%
6.677%	2.564%
6.177%	2.564%
5.713%	2.564%
5.285%	2.564%
4.888%	2.564%
4.522%	2.564%
4.462%	2.564%
4.461%	2.564%
4.462%	2.564%
4.461%	2.564%
4.462%	2.564%
4.461%	2.564%
4.462%	2.564%
4.461%	2.564%
4.462%	2.564%
4.461%	2.564%
4.462%	2.564%
4.461%	2.564%
2.231%	2.564%
100.000%	52.564%

Projection of Embedded Depreciation
Based on FY23 Q4 Provision Case

updated:
cyd 9-10-24

**Data From 30 YR Projection file*

EDS 9-10-24

Updated to reflect embedded depn run out from FY24 Q4 provision case in powertax.

		Oct 23-Sept 24	Oct 24-Sept 25	Oct 25-Sept 26			
Sum of depreciation		**tax_year**					
Co ID	**Rate Div**	**2024**	**2025**	**2026**			
010	002	13,769,998	9,013,948	5,269,193	1147499.81	751162.3083	439099.4158
	012	3,843,069	2,888,522	2,137,824			
010 Total		**17,613,066**	**11,902,469**	**7,407,017**			
050	009	35,782,429	32,944,239	30,675,420	2981869.1		
	091	23,870	21,144	17,929			
050 Total		**35,806,299**	**32,965,383**	**30,693,349**			
Grand Total		**53,419,366**	**44,867,852**	**38,100,366**			
Monthly Depreciation							
SSU	002	1,147,500	751,162	439,099			
Call Center	012	320,256	240,710	178,152			
KY Direct	009	2,981,869	2,745,353	2,556,285			
KY GOF	091	1,989	1,762	1,494			
	Total	**4,451,614**	**3,738,988**	**3,175,031**			

SSU					
CY24 (Jan 24 to Dec 24)		**3,442,499**	**2,253,487**		6
CY25 (Jan 25 to Dec 25)			**6,760,461**	**1,317,298**	12
CY26 (Jan 26-March26)				**1,317,298**	12
Total SSU		**3,442,499**	**9,013,948**	**2,634,596**	
Call Center					
CY24 (Jan 23 to Dec 23)		**960,767**	**722,130**		
CY25 (Jan 24 to Dec 24)			**2,166,391**	**534,456**	
CY26 (Jan 25-March25)				**3,951,895**	
Total Call Center		**960,767**	**2,888,522**	**4,486,351**	
KY Direct					
CY24 (Jan 23 to Dec 23)		26,836,822	8,236,060		
CY25 (Jan 24 to Dec 24)			24,708,179	7,668,855	
CY26 (Jan 25-March25)				7,668,855	
Total KY Direct		**26,836,822**	**32,944,239**	**15,337,710**	
Total CY Impedded depn					
Less Embedded PRP investment					
CY23 (Oct 23-Dec 23)	**1,314,744**				
CY24 (Jan 23 to Dec 23)		**2,346,924**			
CY25 (Jan 24 to Dec 24)			**2,452,351**		
CY26 (Jan 25-March25)				**554,070**	
Total Embedded Depn KY	**########**	**2,346,924**	**2,452,351**	**554,070**	
KY GOF					
CY24 (Jan 23 to Dec 23)		5,968	5,286		
CY25 (Jan 24 to Dec 24)			17,620	2,988	
CY26 (Jan 25-March25)				14,941	
Total KY Direct		**5,968**	**22,906**	**17,929**	

KY Projection
Tax Additions

Co 060
KY PRP Investment

Mains	-27.60%
Services	-67.43%

Fiscal - Tax Year	Life	Book Additions	Repairs	Net Tax Additions	PRP Embedded Depn				
					Tax Depreciation				
					CY22	CY23	CY24	CY25	CY26
CY22 (Oct to Dec)	NONE	-		0			0	0	
	SL 3			0			0	0	0
	SL 15	-		0					
	MACRS 5			0			0	0	0
	MACRS 7			0			0	0	0
	MACRS 15	6,538,321	(1,804,577)	4,733,745	59,172	449,706	404,735	364,498	82,012
	MACRS 20	1,590,067	(1,072,182)	517,885	4,855	37,386	34,579	31,990	7,397
	MACRS 39						0	0	0
		8,128,388	**(2,876,759)**	**5,251,629**	64,027	487,092	439,314	396,488	89,409
	Gross Plant	8,128,388							
		0							
CY23 (Jan to Dec)	NONE	-		0			0	0	
	SL 3			0			0	0	0
	SL 15	-		0					
	MACRS 5			0			0	0	0
	MACRS 7			0			0	0	0
	MACRS 15	19,974,282	(5,512,902)	14,461,380		723,069	1,373,831	1,236,448	278,382
	MACRS 20	8,562,771	(5,773,877)	2,788,895		104,584	201,330	186,214	43,068
	MACRS 39						0	0	0
		28,537,054	**(11,286,779)**	**17,250,275**		827,653	1,575,161	1,422,663	321,449
	Gross Plant	28,537,054							
		0							
CY24 (Jan to June 24)	NONE	-		0				0	1
	SL 3			0				0	0
	SL 15	-		0					
	MACRS 5			0				0	0
	MACRS 7			0				0	0
	MACRS 15	7,477,213	(2,063,711)	5,413,502			270,675	514,283	115,714
	MACRS 20	5,057,664	(3,410,383)	1,647,281			61,773	118,917	27,497
	MACRS 39							0	0
		12,534,877	**(5,474,094)**	**7,060,784**			332,448	633,200	143,212
	Gross Plant	12,534,877							
		0							
FY25 Projection/CY26	NONE	-		0					0
****Jan to March 26**	SL 3			0					0
	SL 15			0					
	MACRS 5			0					0
	MACRS 7			0					0
	MACRS 15			0					0
	MACRS 20			0					0
	MACRS 39			0					0
		-	-	**0**			0		0
	Gross Plant Balance								
	Difference	0							
Total		**49,200,319**	**(19,637,631)**	**29,562,688**	**64,027**	**1,314,744**	**2,346,924**	**2,452,351**	**554,070**
								0	
								0	
				Depr on CY Adds					
				Total	**64,027**	**1,314,744**	**2,346,924**	**2,452,351**	**554,070**

Year	Depreciation rate for re 3-year	5-year
1	16.667%	20.000%
2	33.333%	32.000%
3	33.333%	19.200%
4	16.667%	11.520%
5	0.000%	11.520%
6	0.000%	5.760%
7	0.000%	0.000%
8	0.000%	0.000%
9	0.000%	0.000%
10	0.000%	0.000%
11	0.000%	0.000%
12	0.000%	0.000%
13	0.000%	0.000%
14	0.000%	0.000%
15	0.000%	0.000%
16	0.000%	0.000%
17	0.000%	0.000%
18	0.000%	0.000%
19	0.000%	0.000%
20	0.000%	0.000%
21	0.000%	0.000%
	100.000%	100.000%

MACRS 15
MACRS 20

ecovery period

7-year	10-year	15-year	20-year	39-year
14.290%	10.000%	5.000%	3.750%	1.282%
24.490%	18.000%	9.500%	7.219%	2.564%
17.490%	14.400%	8.550%	6.677%	2.564%
12.490%	11.520%	7.700%	6.177%	2.564%
8.930%	9.220%	6.930%	5.713%	2.564%
8.920%	7.370%	6.230%	5.285%	2.564%
8.930%	6.550%	5.900%	4.888%	2.564%
4.460%	6.550%	5.900%	4.522%	2.564%
0.000%	6.560%	5.910%	4.462%	2.564%
0.000%	6.550%	5.900%	4.461%	2.564%
0.000%	3.280%	5.910%	4.462%	2.564%
0.000%	0.000%	5.900%	4.461%	2.564%
0.000%	0.000%	5.910%	4.462%	2.564%
0.000%	0.000%	5.900%	4.461%	2.564%
0.000%	0.000%	5.910%	4.462%	2.564%
0.000%	0.000%	2.950%	4.461%	2.564%
0.000%	0.000%	0.000%	4.462%	2.564%
0.000%	0.000%	0.000%	4.461%	2.564%
0.000%	0.000%	0.000%	4.462%	2.564%
0.000%	0.000%	0.000%	4.461%	2.564%
0.000%	0.000%	0.000%	2.231%	2.564%
100.000%	100.000%	100.000%	100.000%	52.564%

Atmos Energy Kentucky

Pipe Replacement Investment FY23-YTD FY24

FY23

	MACRS Life	Oct-22	Nov-22	Dec-22	Jan-23	Feb-23	Mar-23	Apr-23	May-23	Jun-23	Jul-23	Aug-23	Sep-23	Oct-23	Nov-23	Dec-23	Jan-24
Gross Plant																	
Additions:																	
37602-Mains - Plastic	**MACRS 15**	3,633,671	1,864,770	1,039,881	1,883,391	1,893,752	1,699,021	1,714,337	1,468,601	1,912,091	2,304,344	1,773,112	1,063,595	$1,432,659	$1,342,761	$1,486,617	$681,767
38000-Services	**MACRS 20**	375,588	421,887	792,592	476,594	727,205	752,831	558,111	839,906	937,615	374,277	1,347,753	848,622	$244,639	$612,292	$842,927	$792,065
Total		**$4,009,259**	**$2,286,657**	**$1,832,473**	**$2,359,985**	**$2,620,957**	**$2,451,852**	**$2,272,448**	**$2,308,507**	**$2,849,706**	**$2,678,621**	**$3,120,865**	**$1,912,217**	**$1,677,298**	**$1,955,053**	**$2,329,544**	**$1,473,832**
																$36,665,442	
Retirements: *		**Oct-22**	**Nov-22**	**Dec-22**	**Jan-23**	**Feb-23**	**Mar-23**	**Apr-23**	**May-23**	**Jun-23**	**Jul-23**	**Aug-23**	**Sep-23**	**Oct-23**	**Nov-23**	**Dec-23**	**Jan-24**
37601-Mains - Steel			(34,955)	-	(136,443)	(3,060)	(66,243)	-	(49,367)	(10,629)	(55,655)	(20,043)	(21,377)	(2,055,327)	(126,045)	(19,891)	(8,447)
37602-Mains - Plastic			(28,781)	-	(262)	(38,171)	(17,444)	-	-	(10,720)	(9,396)	(1,540)	(428,143)	(114,976)	(9,272)	-	(134)
37800-Meas. And Reg. Sta. E			-	-	(749)	-	-	-	-	-	-	-	-	(1,848)	-	-	-
38000-Services			(284,410)	(70,513)	(465,694)	(239,887)	(355,330)	(352,535)	(142,121)	(259,119)	(82,521)	(352,471)	(1,020,332)	(141,150)	(431,784)	(186,890)	(509,134)
Total		**-**	**(348,145)**	**(70,513)**	**(603,149)**	**(281,118)**	**(439,017)**	**(352,535)**	**(191,488)**	**(280,468)**	**(147,572)**	**(374,054)**	**(1,469,852)**	**(2,313,301)**	**(567,101)**	**(206,781)**	**(517,716)**
Gross Plant		**Oct-22**	**Nov-22**	**Dec-22**	**Jan-23**	**Feb-23**	**Mar-23**	**Apr-23**	**May-23**	**Jun-23**	**Jul-23**	**Aug-23**	**Sep-23**	**Oct-23**	**Nov-23**	**Dec-23**	**Jan-24**
37601-Mains - Steel		-	(34,955)	-	(136,443)	(3,060)	(66,243)	-	(49,367)	(10,629)	(55,655)	(20,043)	(21,377)	(2,055,327)	(126,045)	(19,891)	(8,447)
37602-Mains - Plastic		3,633,671	1,835,989	1,039,881	1,883,128	1,855,581	1,681,578	1,714,337	1,468,601	1,901,371	2,294,948	1,771,573	635,452	1,317,683	1,333,489	1,486,617	681,633
37800-Meas. And Reg. Sta. E		-	-	-	(749)	-	-	-	-	-	-	-	-	(1,848)	-	-	-
38000-Services		375,588	137,477	722,079	10,900	487,318	397,501	205,576	697,785	678,496	291,756	995,281	(171,710)	103,489	180,508	656,037	282,930
Total Gross Plant		**4,009,259**	**1,938,512**	**1,761,960**	**1,756,835**	**2,339,839**	**2,012,835**	**1,919,913**	**2,117,019**	**2,569,238**	**2,531,049**	**2,746,811**	**442,365**	**(636,003)**	**1,387,952**	**2,122,763**	**956,116**
Cumulative Gross Plant		**Oct-22**	**Nov-22**	**Dec-22**	**Jan-23**	**Feb-23**	**Mar-23**	**Apr-23**	**May-23**	**Jun-23**	**Jul-23**	**Aug-23**	**Sep-23**	**Oct-23**	**Nov-23**	**Dec-23**	**Jan-24**
37601-Mains - Steel		**-**	**(34,955)**	**(34,955)**	**(171,398)**	**(174,458)**	**(240,701)**	**(240,701)**	**(290,068)**	**(300,698)**	**(356,352)**	**(376,395)**	**(397,772)**	**(2,453,099)**	**(2,579,144)**	**(2,599,035)**	**(2,607,482)**
37602-Mains - Plastic		**3,633,671**	**5,469,660**	**6,509,541**	**8,392,669**	**10,248,251**	**11,929,828**	**13,644,166**	**15,112,766**	**17,014,138**	**19,309,086**	**21,080,658**	**21,716,111**	**23,033,794**	**24,367,282**	**25,853,900**	**26,535,532**
37800-Meas. And Reg. Sta. E		**-**	**-**	**-**	**(749)**	**(749)**	**(749)**	**(749)**	**(749)**	**(749)**	**(749)**	**(749)**	**(749)**	**(2,598)**	**(2,598)**	**(2,598)**	**(2,598)**
38000-Services		**375,588**	**513,065**	**1,235,144**	**1,246,044**	**1,733,361**	**2,130,862**	**2,336,438**	**3,034,223**	**3,712,719**	**4,004,475**	**4,999,756**	**4,828,046**	**4,931,535**	**5,112,044**	**5,768,081**	**6,051,011**
Cumulative Gross Plant		**4,009,259**	**5,947,770**	**7,709,730**	**9,466,566**	**11,806,404**	**13,819,239**	**15,739,152**	**17,856,172**	**20,425,410**	**22,956,459**	**25,703,270**	**26,145,635**	**25,509,632**	**26,897,584**	**29,020,348**	**29,976,464**
Reserve																	
Cost of Removal:		**Oct-22**	**Nov-22**	**Dec-22**	**Jan-23**	**Feb-23**	**Mar-23**	**Apr-23**	**May-23**	**Jun-23**	**Jul-23**	**Aug-23**	**Sep-23**	**Oct-23**	**Nov-23**	**Dec-23**	**Jan-24**
37602-Mains - Plastic		$ (88,796)	$ (88,337)	$ (46,929)	$ (62,497)	$ (83,433)	$ (75,233)	$ (62,185)	$ (66,077)	$ (80,212)	$ (104,887)	$ (85,355)	$ (50,874)	$ (60,358)	$ (65,588)	$ (59,950)	$ (29,658)
38000-Services		$ (11,932)	$ (10,918)	$ (21,739)	$ (17,580)	$ (20,811)	$ (22,481)	$ (19,563)	$ (26,313)	$ (28,620)	$ (19,483)	$ (40,910)	$ (36,505)	$ (8,155)	$ (22,146)	$ (24,231)	$ (24,545)
Total		**($100,729)**	**($99,255)**	**($68,667)**	**($80,077)**	**($104,244)**	**($97,714)**	**($81,749)**	**($92,390)**	**($108,832)**	**($124,370)**	**($126,265)**	**($87,379)**	**($68,513)**	**($87,733)**	**($84,181)**	**($54,203)**
Depreciation:	**Depr Rate**	**Oct-22**	**Nov-22**	**Dec-22**	**Jan-23**	**Feb-23**	**Mar-23**	**Apr-23**	**May-23**	**Jun-23**	**Jul-23**	**Aug-23**	**Sep-23**	**Oct-23**	**Nov-23**	**Dec-23**	**Jan-24**
37601-Mains - Steel	**1.54%**	-	(45)	(45)	(220)	(224)	(309)	(309)	(372)	(386)	(457)	(483)	(510)	(3,148)	(3,310)	(3,335)	(3,346)
37602-Mains - Plastic	**1.54%**	4,663	7,019	8,354	10,771	13,152	15,310	17,510	19,395	21,835	24,780	27,054	27,869	29,560	31,271	33,179	34,054
37800-Meas. And Reg. Sta. E	**2.24%**	-	-	-	(1)	(1)	(1)	(1)	(1)	(1)	(1)	(1)	(1)	(5)	(5)	(5)	(5)
38000-Services	**2.48%**	776	1,060	2,553	2,575	3,582	4,404	4,829	6,271	7,673	8,276	10,333	9,978	10,192	10,565	11,921	12,505
Total Depreciation		**5,439**	**8,035**	**10,862**	**13,124**	**16,509**	**19,403**	**22,028**	**25,292**	**29,120**	**32,597**	**36,902**	**37,335**	**36,599**	**38,521**	**41,760**	**43,208**
Retirements:		**Oct-22**	**Nov-22**	**Dec-22**	**Jan-23**	**Feb-23**	**Mar-23**	**Apr-23**	**May-23**	**Jun-23**	**Jul-23**	**Aug-23**	**Sep-23**	**Oct-23**	**Nov-23**	**Dec-23**	**Jan-24**
37601-Mains - Steel		-	(34,955)	-	(136,443)	(3,060)	(66,243)	-	(49,367)	(10,629)	(55,655)	(20,043)	(21,377)	(2,055,327)	(126,045)	(19,891)	(8,447)
37602-Mains - Plastic		-	(28,781)	-	(262)	(38,171)	(17,444)	-	-	(10,720)	(9,396)	(1,540)	(428,143)	(114,976)	(9,272)	-	(134)
37800-Meas. And Reg. Sta. E		-	-	-	(749)	-	-	-	-	-	-	-	-	(1,848)	-	-	-
38000-Services		-	(284,410)	(70,513)	(465,694)	(239,887)	(355,330)	(352,535)	(142,121)	(259,119)	(82,521)	(352,471)	(1,020,332)	(141,150)	(431,784)	(186,890)	(509,134)
Total		**-**	**(348,145)**	**(70,513)**	**(603,149)**	**(281,118)**	**(439,017)**	**(352,535)**	**(191,488)**	**(280,468)**	**(147,572)**	**(374,054)**	**(1,469,852)**	**(2,313,301)**	**(567,101)**	**(206,781)**	**(517,716)**
Reserve		**Oct-22**	**Nov-22**	**Dec-22**	**Jan-23**	**Feb-23**	**Mar-23**	**Apr-23**	**May-23**	**Jun-23**	**Jul-23**	**Aug-23**	**Sep-23**	**Oct-23**	**Nov-23**	**Dec-23**	**Jan-24**
37601-Mains - Steel		-	(34,999)	(45)	(136,663)	(3,284)	(66,552)	(309)	(49,739)	(11,015)	(56,112)	(20,526)	(21,887)	(2,058,475)	(129,355)	(23,227)	(11,793)
37602-Mains - Plastic		$ (84,133)	$ (110,098)	$ (38,575)	$ (51,989)	$ (108,452)	$ (77,366)	$ (44,675)	$ (46,683)	$ (69,097)	$ (89,504)	$ (59,841)	$ (451,148)	$ (145,774)	$ (43,589)	$ (26,771)	$ 4,262
37800-Meas. And Reg. Sta. E		-	-	-	(751)	(1)	(1)	(1)	(1)	(1)	(1)	(1)	(1)	(1,853)	(5)	(5)	(5)
38000-Services		$ (11,156)	$ (294,268)	$ (89,699)	$ (480,699)	$ (257,115)	$ (373,408)	$ (367,270)	$ (162,163)	$ (280,066)	$ (93,728)	$ (383,048)	$ (1,046,859)	$ (139,112)	$ (443,365)	$ (199,200)	$ (521,174)
Total		**(95,289)**	**(439,365)**	**(128,319)**	**(670,101)**	**(368,853)**	**(517,327)**	**(412,256)**	**(258,586)**	**(360,179)**	**(239,345)**	**(463,417)**	**(1,519,895)**	**(2,345,214)**	**(616,313)**	**(249,203)**	**(528,710)**
Cumulative Reserve		**Oct-22**	**Nov-22**	**Dec-22**	**Jan-23**	**Feb-23**	**Mar-23**	**Apr-23**	**May-23**	**Jun-23**	**Jul-23**	**Aug-23**	**Sep-23**	**Oct-23**	**Nov-23**	**Dec-23**	**Jan-24**
37601-Mains - Steel		**-**	**(34,999)**	**(35,044)**	**(171,708)**	**(174,992)**	**(241,544)**	**(241,853)**	**(291,592)**	**(302,607)**	**(358,719)**	**(379,245)**	**(401,133)**	**(2,459,608)**	**(2,588,962)**	**(2,612,189)**	**(2,623,982)**
37602-Mains - Plastic		**(84,133)**	**(194,231)**	**(232,805)**	**(284,794)**	**(393,246)**	**(470,612)**	**(515,288)**	**(561,970)**	**(631,067)**	**(720,571)**	**(780,412)**	**(1,231,560)**	**(1,377,334)**	**(1,420,923)**	**(1,447,694)**	**(1,443,432)**
37800-Meas. And Reg. Sta. E		**-**	**-**	**-**	**(751)**	**(752)**	**(754)**	**(755)**	**(756)**	**(758)**	**(759)**	**(761)**	**(762)**	**(2,615)**	**(2,620)**	**(2,625)**	**(2,629)**
38000-Services		**(11,156)**	**(305,424)**	**(395,123)**	**(875,822)**	**(1,132,937)**	**(1,506,345)**	**(1,873,615)**	**(2,035,778)**	**(2,315,843)**	**(2,409,571)**	**(2,792,619)**	**(3,839,478)**	**(3,978,591)**	**(4,421,955)**	**(4,621,155)**	**(5,142,330)**
Total		**(95,289)**	**(534,654)**	**(662,973)**	**(1,333,074)**	**(1,701,927)**	**(2,219,255)**	**(2,631,510)**	**(2,890,096)**	**(3,250,276)**	**(3,489,621)**	**(3,953,038)**	**(5,472,933)**	**(7,818,147)**	**(8,434,460)**	**(8,683,663)**	**(9,212,373)**

*Note: * October Retirements of approximately $6.3MM were primarily related to activity from previous periods that failed to process until corrected in Oct - 22.*
Therefore those retriements were note considered to be related to FY23 or FY24 PRP projects.

FY24

Feb-24	Mar-24	Apr-24	May-24	Jun-24				
$1,391,304	$1,213,033	$1,296,708	$1,157,005	$1,737,397	33,989,817	26,512,604	(7,317,478.63)	19,195,125
$1,260,988	$1,166,490	$577,500	$722,820	$537,801	15,210,502	10,152,838	(6,846,058.62)	3,306,779
$2,652,292	**$2,379,523**	**$1,874,208**	**$1,879,825**	**$2,275,198**				
								22,501,904

Feb-24	Mar-24	Apr-24	May-24	Jun-24
-	(26,398)	(326,288)	(33,960)	(264,443)
-	(7,342)	(7,339)	(8,911)	(61,752)
-	-	-	-	-
(32,819)	(959,963)	(330,483)	-	(449,715)
(32,819)	**(993,703)**	**(664,110)**	**(42,871)**	**(775,910)**

Feb-24	Mar-24	Apr-24	May-24	Jun-24
-	(26,398)	(326,288)	(33,960)	(264,443)
1,391,304	1,205,691	1,289,368	1,148,094	1,675,645
-	-	-	-	-
1,228,169	206,527	247,018	722,820	88,086
2,619,472	**1,385,819**	**1,210,098**	**1,836,954**	**1,499,288**

Feb-24	Mar-24	Apr-24	May-24	Jun-24
(2,607,482)	**(2,633,881)**	**(2,960,169)**	**(2,994,129)**	**(3,258,572)**
27,926,836	**29,132,527**	**30,421,896**	**31,569,990**	**33,245,635**
(2,598)	**(2,598)**	**(2,598)**	**(2,598)**	**(2,598)**
7,279,180	**7,485,707**	**7,732,724**	**8,455,545**	**8,543,630**
32,595,936	**33,981,756**	**35,191,854**	**37,028,808**	**38,528,096**

Feb-24	Mar-24	Apr-24	May-24	Jun-24
$ (63,626)	$ (58,311)	$ (56,823)	$ (56,993)	$ (77,606)
$ (37,826)	$ (32,476)	$ (14,318)	$ (21,671)	$ (13,367)
($101,452)	**($90,787)**	**($71,141)**	**($78,663)**	**($90,972)**

Feb-24	Mar-24	Apr-24	May-24	Jun-24		
(3,346)	(3,380)	(3,799)	(3,842)	(4,182)		
35,839	37,387	39,041	40,515	42,665		
(5)	(5)	(5)	(5)	(5)		
15,044	15,470	15,981	17,475	17,657		
47,532	**49,472**	**51,219**	**54,142**	**56,135**	**675236.231**	**426083.463**

Feb-24	Mar-24	Apr-24	May-24	Jun-24
-	(26,398)	(326,288)	(33,960)	(264,443)
-	(7,342)	(7,339)	(8,911)	(61,752)
-	-	-	-	-
(32,819)	(959,963)	(330,483)	-	(449,715)
(32,819)	**(993,703)**	**(664,110)**	**(42,871)**	**(775,910)**

Feb-24	Mar-24	Apr-24	May-24	Jun-24
(3,346)	(29,779)	(330,087)	(37,803)	(268,625)
$ (27,786)	$ (28,266)	$ (25,120)	$ (25,389)	$ (96,693)
(5)	(5)	(5)	(5)	(5)
$ (55,602)	$ (976,968)	$ (328,820)	$ (4,196)	$ (445,425)
(86,740)	**(1,035,018)**	**(684,032)**	**(67,392)**	**(810,747)**

Feb-24	Mar-24	Apr-24	May-24	Jun-24
(2,627,329)	**(2,657,107)**	**(2,987,194)**	**(3,024,997)**	**(3,293,622)**
(1,471,218)	**(1,499,484)**	**(1,524,605)**	**(1,549,993)**	**(1,646,686)**
(2,634)	**(2,639)**	**(2,644)**	**(2,649)**	**(2,654)**
(5,197,932)	**(6,174,900)**	**(6,503,720)**	**(6,507,916)**	**(6,953,341)**
(9,299,113)	**(10,334,131)**	**(11,018,163)**	**(11,085,555)**	**(11,896,302)**

Atmos Energy
FY23 Tax Return
Repairs % and Review

Tax Repairs Basis Adjustments in PT (= Schedule M)

VERSION_ID	406
TAX_YEAR	2023
Tax Book	Federal
Reconcile Item	(Multiple Items)

Sum of SumOfBASIS_AMOUNT_ACTIVITY		Company Name	
Tax Rate	Rate Div	050 Mid-States Division	Grand Total
MACRS 15	009	(9,974,181)	(9,974,181)
	091	-	-
MACRS 20	009	(11,136,536)	(11,136,536)
	091	-	-
MACRS 7	009	-	-
NONE	009	-	-
Grand Total		(21,110,718)	(21,110,718)

VERSION_ID	406
TAX_YEAR	2023
Tax Book	Federal
Reconcile Item	(Multiple Items)

Sum of SumOfBASIS_AMOUNT_ACTIVITY		Company Name	
Meters,Mains, Servic	Rate Div	050 Mid-States Division	Grand Total
Mains	009	(9,974,181)	(9,974,181)
Meters	009	0	0
Other	009	0	0
Services	009	(11,136,536)	(11,136,536)
Grand Total		(21,110,718)	(21,110,718)

Book Addition in PowerTax for Cos 020-180 (Repair Companies)

TAX_YEAR	2023
VERSION_II	406
DESCRIPTIC	(All)
TAX_BOOK	10
Vintage	(All)

Sum of SumOfAMOUNT			COMPANY_ID	
Activity Co	Tax Rate	Rate Div	5	Grand Total
Additio n	MACRS 15	009	36,105,782	36,105,782
	MACRS 20	009	21,872,747	21,872,747
	MACRS 39	009	279,684	279,684
	MACRS 5	009	123,973	123,973
	MACRS 7	009	6,665,450	6,665,450
	NONE	009	(773,917)	(773,917)
Grand Total			64,273,719	64,273,719

TAX_YEAR	(All)
VERSION_ID	(All)
DESCRIPTION	(All)
TAX_BOOK_ID	(All)
Vintage	(All)

Sum of SumOfAMOUNT			COMPANY_ID	
Activity Code	Meter/Mains/Servic	Rate Div	5	Grand Total
Addition	Mains	009	36,141,397	36,141,397
	Meters	009	5,320,910	5,320,910
	Other	009	6,295,190	6,295,190
	Services	009	16,516,222	16,516,222
Grand Total			64,273,719	64,273,719

Repairs % to TOTAL ADDITIONS	32.85%

Repairs % by Tax Rate Level	
MACRS 15	27.62%
MACRS 20	50.92%
MACRS 39	0.00%
MACRS 5	0.00%
MACRS 7	0.00%
NONE 1	0.00%
SL 3	0.00%

Repairs % to TOTAL ADDITIONS	32.85%

Repairs % by Plant Type to Total Additions	
Mains	15.52%
Meters	0.00%
Other	0.00%
Services	17.33%

Repairs % by Plant Type Repairs to Plant Type Additions	
Mains	27.60%
Meters	0.00%
Other	0.00%
Services	67.43%

Atmos Energy
FY20 - Q4 - Provision
Repairs % and Review

Tax Repairs Basis Adjustments in PT (= Schedule M)

VERSION_ID	(All)
TAX_YEAR	(All)
Tax Book	Federal
Reconcile Item	(Multiple Items)

AUT (020-180 only)

Sum of SumOfBA	Company Name							
Tax Rate	020 Louisiana Division	030 Texas Division	050 Mid-States Division	060 Colorado-Kansas Division	070 Mississippi	080 Mid - Tex Division	180 Atmos Pipeline - Texas	Grand Total
MACRS 15	(26,468,215)	(29,269,300)	(40,385,800)	(8,245,435)	(14,260,133)	(212,370,820)	(54,371,926)	(385,371,629)
MACRS 20	(12,533,289)	(4,693,163)	(19,567,452)	(7,970,081)	(1,239,405)	(91,195,825)	0	(137,199,215)
MACRS 39				0	0	0	0	0
MACRS 7			0	0	0		0	0
NONE	0	0	0	0	0	0	0	0
Grand Total	**(39,001,504)**	**(33,962,463)**	**(59,953,252)**	**(16,215,516)**	**(15,499,538)**	**(303,566,646)**	**(54,371,926)**	**(522,570,845)**

VERSION_ID	(All)
TAX_YEAR	(All)
Tax Book	Federal
Reconcile Item	(Multiple Items)

Sum of SumOfBASIS_A	Company Name	
Meters,Mains, Services	020 Louisiana Division	030 Texas Division
Mains	(26,468,215)	(29,269,300)
Meters	0	0
Services	(12,533,289)	(4,693,163)
Other	0	0
Grand Total	**(39,001,504)**	**(33,962,463)**

Book Addition in PowerTax for Cos 020-180 (Repair Companies)

TAX_YEAR	(All)
VERSION_ID	(All)
DESCRIPTION	(All)
TAX_BOOK_ID	10
Vintage	(All)

Sum of SumOfAMOUNT		COMPANY_ID							
Activity Code	Tax Rate	2	3	5	6	7	8	180	Grand Total
Addition	MACRS 15	91,896,988	92,142,937	71,895,776	34,923,990	64,364,449	638,295,863	298,185,469	1,291,705,472
	MACRS 20	53,801,758	37,078,721	50,200,764	23,696,801	49,503,528	327,483,791		541,765,364
	MACRS 39	10,859	152,311	288,401	(199,136)	70,027	10,429,654	3,513,421	14,265,536
	MACRS 5	2,634,048	957,420	312,525	1,125,573	2,747,532	1,202,423	267,487	9,247,008
	MACRS 7	635,046	1,597,599	1,816,613	846,423	3,524,285	1,564,398	16,962,291	26,946,654
	SL 3		89,817		21,454	68,948	928,123	98,695	1,207,037
	NONE	126,324	269,412	1,095,355		3,748,852	0	1,046,707	6,286,650
Grand Total		**149,105,022**	**132,288,217**	**125,609,435**	**60,415,106**	**124,027,620**	**979,904,252**	**320,074,069**	**1,891,423,721**

Repairs % to TOTAL ADDITIONS	26.16%	25.67%	47.73%	26.84%	12.50%	30.98%	16.99%	27.63%

Repairs % by Tax Rate Level

MACRS 15	28.80%	31.77%	56.17%	23.61%	22.16%	33.27%	18.23%	29.83%
MACRS 20	23.30%	12.66%	38.98%	33.63%	2.50%	27.85%		25.32%
MACRS 39	0.00%	0.00%	0.00%	0.00%	0.00%	0.00%	0.00%	0.00%
MACRS 5	0.00%	0.00%	0.00%	0.00%	0.00%	0.00%	0.00%	0.00%
MACRS 7	0.00%	0.00%	0.00%	0.00%	0.00%	0.00%	0.00%	0.00%
NONE 1	0.00%	0.00%	0.00%	0.00%	0.00%	0.00%	0.00%	0.00%
SL 3	0.00%	0.00%	0.00%	0.00%	0.00%	0.00%	0.00%	0.00%

TAX_YEAR	(All)
VERSION_ID	(All)
DESCRIPTION	(All)
TAX_BOOK_ID	(All)
Vintage	(All)

Sum of SumOfAMOUNT		COMPANY_ID	
Activity Code	Meter/Mains/Services	2	3
Addition	Mains	93,761,176	92,135,337
	Meters	15,350,180	20,885,223
	Other	3,391,341	3,068,729
	Services	36,602,325	16,198,928
Grand Total		**149,105,022**	**132,288,217**

Repairs % to TOTAL ADDITIONS	26.16%	25.67%

Repairs % by Plant Type to Total Additions

Mains	17.75%	22.13%
Meters	0.00%	0.00%
Other	0.00%	0.00%
Services	8.41%	3.55%

Repairs % by Plant Type Repairs to Plant Type Additions

Mains	28.23%	31.77%
Meters	0.00%	0.00%
Other	0.00%	0.00%
Services	34.24%	28.97%

050 Mid-States Division	060 Colorado-Kansas Division	070 Mississippi	080 Mid - Tex Division	180 Atmos Pipeline - Texas	Grand Total
(40,385,800)	(8,245,435)	(14,260,133)	(212,370,820)	(54,371,926)	(385,371,629)
0	0	0	0	0	0
(19,567,452)	(7,970,081)	(1,239,405)	(91,195,825)		(137,199,215)
0	0	0	0	0	0
(59,953,252)	**(16,215,516)**	**(15,499,538)**	**(303,566,646)**	**(54,371,926)**	**(522,570,845)**

5	6	7	8	180	Grand Total
71,940,241	35,073,661	67,021,642	638,664,118	293,529,155	1,292,125,330
11,247,152	10,591,136	12,346,063	79,046,109		149,465,862
3,512,894	1,986,605	7,502,451	14,124,598	26,544,915	60,131,531
38,909,147	12,763,705	37,157,465	248,069,428		389,700,998
125,609,435	**60,415,106**	**124,027,620**	**979,904,252**	**320,074,069**	**1,891,423,721**

47.73%	26.84%	12.50%	30.98%	16.99%	27.63%

32.15%	13.65%	11.50%	21.67%	16.99%	20.37%
0.00%	0.00%	0.00%	0.00%	0.00%	0.00%
0.00%	0.00%	0.00%	0.00%	0.00%	0.00%
15.58%	13.19%	1.00%	9.31%	0.00%	7.25%

56.14%	23.51%	21.28%	33.25%	18.52%	29.82%
0.00%	0.00%	0.00%	0.00%		0.00%
0.00%	0.00%	0.00%	0.00%	0.00%	0.00%
50.29%	62.44%	3.34%	36.76%		35.21%

VERSION_ID	(All)
TAX_YEAR	(All)
Tax Book	Federal
Reconcile Item	(Multiple Items)

Sum of SumOfl	Company Name	Rate Div	
	050 Mid-States Division		
Tax Rate	**009**	**091**	**093**
MACRS 15	(23,768,201)	0	(16,307,729)
MACRS 20	(12,161,366)	0	(6,604,906)
MACRS 7	0		
NONE	0		0
Grand Total	**(35,929,567)**	**0**	**(22,912,635)**

TAX_YEAR	(All)
VERSION_ID	(All)
DESCRIPTION	(All)
TAX_BOOK_ID	10
Vintage	(All)

Sum of SumOfAMOUNT		COMPANY_ID	Rate Div	
			5	
Activity Code	**Tax Rate**	**009**	**091**	**093**
Addition	MACRS 15	31,127,272		39,498,316
	MACRS 20	27,836,936		19,248,114
	MACRS 39	272,354		16,048
	MACRS 5	98,100		176,442
	MACRS 7	956,948	29,014	708,892
	NONE			1,095,355
Grand Total		**60,291,610**	**29,014**	**60,743,167**

Repairs % to TOTAL ADDITIONS	-59.59%

Division 096	050 Mid-States Division Tc	Grand Total
(309,870)	(40,385,800)	(40,385,800)
(801,180)	(19,567,452)	(19,567,452)
	0	0
	0	0
(1,111,050)	**(59,953,252)**	**(59,953,252)**

096	5 5 Total	Grand Total
1,270,188	71,895,776	71,895,776
3,115,714	50,200,764	50,200,764
	288,401	288,401
37,983	312,525	312,525
121,758	1,816,613	1,816,613
	1,095,355	1,095,355
4,545,644	**125,609,435**	**125,609,435**

Tax Balances - Embedded Assets thru FY23

Tax Rate Rollup	(All)
Type of Acct	Utility
tax_class_description	(Multiple Items)

cyd updated 9-11-24

	Column Labels			
	Sum of book_bala	Sum of tax_balance_end	Sum of accum_reserve_	Sum of depreciation
Row Labels	2023	2023	2023	2023
010	**634,515,593**	**254,361,360**	**190,317,968**	**17,086,695**
002	365,355,338	153,639,001	116,439,765	14,340,659
012	269,160,254	100,722,359	73,878,202	2,746,036
050	**1,496,577,198**	**1,044,028,301**	**731,209,653**	**35,465,243**
009	1,492,694,634	1,040,183,438	727,648,115	35,438,446
091	3,882,564	3,844,863	3,561,538	26,796
Grand Total	**2,131,092,791**	**1,298,389,661**	**921,527,621**	**52,551,938**

Beginning Tax Balances - Embedded Assets thru FY22

Tax Rate Rollup	(All)
vintage_description	(Multiple Items)
Type of Acct	Utility

cyd updated 9-11-24

		tax_year	Values	
		2023		
Co Id	Rate Div	Sum of book_balance	Sum of tax_balance	Sum of accum_reserve
010	002	355,534,863	145,323,820	102,111,041
	012	268,938,899	100,353,602	71,824,767
010 Total		**624,473,762**	**245,677,422**	**173,935,808**
050	009	1,437,788,087	996,278,359	693,605,556
	091	4,393,610	4,054,797	3,744,675
050 Total		**1,442,181,696**	**1,000,333,156**	**697,350,232**
Grand Total		**2,066,655,459**	**1,246,010,579**	**871,286,040**

FY23 Activity

Tax Rate Rollup	All
vintage_description	V2023 FY
Type of Acct	Utility

cyd updated 9-11-24

		tax_year	Values	
		2023		
Co Id	Rate Div	Sum of book_balance_e	Sum of tax_balance_end	Sum of accum_reserve_end
010	002	9,850,239	8,335,091	1,351,056
	012	1,203,573	1,058,431	162,361
Grand Total		**11,053,812**	**9,393,522**	**1,513,417**

FY23 TR - Ending Balances

Tax Rate Rollup	(All)
tax_class_description	(All)

cyd updated 9-11-24

			Values	tax_year		
			Sum of book_balance_end	Sum of tax_balance_end	Sum of accum_reserve_end	Sum of depreciation
Co Id	Rate Div	Type of Acct	2023	2023	2023	2023
010	**002**	Cloud	2,219,421	43,898	18,212	(18,629)
		Non-Utility	0	0	0	0
		NSC	(27,145)	(27,481)	(18,649)	(10,025)
		Utility	365,355,338	153,639,001	116,439,765	14,340,659
	002 Total		**367,547,615**	**153,655,418**	**116,439,327**	**14,312,006**
010 Total			**367,547,615**	**153,655,418**	**116,439,327**	**14,312,006**
Grand Total			**367,547,615**	**153,655,418**	**116,439,327**	**14,312,006**

Tax Rate Rollup	(All)
tax_class_description	(All)

cyd updated 9-11-24

			Values	tax_year		
			Sum of book_balance_end	Sum of tax_balance_end	Sum of accum_reserve_end	Sum of depreciation
Co Id	Rate Div	Type of Acct	2023	2023	2023	2023
010	**012**	Cloud	2,002,845	2,093,859	209,386	209,386
		Non-Utility	0	0	0	0
		NSC	(50,324)	(50,324)	(25,064)	(16,632)
		Utility	269,160,254	100,722,359	73,878,202	2,746,036
	012 Total		**271,112,775**	**102,765,893**	**74,062,524**	**2,938,790**
010 Total			**271,112,775**	**102,765,893**	**74,062,524**	**2,938,790**
Grand Total			**271,112,775**	**102,765,893**	**74,062,524**	**2,938,790**

Tax Rate Rollup	(All)
tax_class_description	(All)

cyd updated 9-11-24

			Values	tax_year		
			Sum of book_balance_end	Sum of tax_balance_end	Sum of accum_reserve_end	Sum of depreciation
Co Id	Rate Div	Type of Acct	2023	2023	2023	2023
050	**009**	Acq Adj	3,278,548	0	0	0
		NSC	31,300	(163,109)	(88,878)	(13,683)
		Utility	1,492,694,634	1,040,183,438	727,648,115	35,438,446
	009 Total		**1,496,004,482**	**1,040,020,328**	**727,559,237**	**35,424,763**
050 Total			**1,496,004,482**	**1,040,020,328**	**727,559,237**	**35,424,763**
Grand Total			**1,496,004,482**	**1,040,020,328**	**727,559,237**	**35,424,763**

Tax Rate Rollup	(All)
tax_class_description	(All)

cyd updated 9-11-24

			Values	tax_year		
			Sum of book_balance_end	Sum of tax_balance_end	Sum of accum_reserve_end	Sum of depreciation
Co Id	Rate Div	Type of Acct	2023	2023	2023	2023
050	**091**	Acq Adj	4,165,495	0	0	0
		Utility	3,882,564	3,844,863	3,561,538	26,796
	091 Total		**8,048,059**	**3,844,863**	**3,561,538**	**26,796**
050 Total			**8,048,059**	**3,844,863**	**3,561,538**	**26,796**
Grand Total			**8,048,059**	**3,844,863**	**3,561,538**	**26,796**

FY23 TR - Beginning Balances

0.22422

Timing Difference			
Cost		Reserve	
(2,175,523)	(487,796)	(36,840)	(8,260)
-	-	(18,212)	(4,083)
(336)	(75)	0	-
(211,716,337)	(47,471,037)	18,649	4,182
(213,892,197)	(47,958,908)	(36,402)	(8,162)

Tax Rate Rollup (All)
tax_class_descri (All)

cyd updated 9-11-24

Co Id	Rate Div	Type of Acct	Values Sum of book_balance 2023	tax_year Sum of tax_balance 2023	Sum of accum_reserve 2023
010	**002**	Cloud	3,329,064	(22,408)	36,840
		Non-Utility	0	0	0
		NSC	(32,494)	(32,830)	(8,635)
		Utility	355,534,863	145,323,820	102,111,041
	002 Total		**358,831,434**	**145,268,583**	**102,139,246**
010 Total			**358,831,434**	**145,268,583**	**102,139,246**
Grand Total			**358,831,434**	**145,268,583**	**102,139,246**

0.22422

Timing Difference			
Cost		Reserve	
(3,351,472)	(751,467)	(36,840)	(8,260)
-	-	0	-
(336)	(75)	8,635	1,936
(210,211,043)	(47,133,520)	(102,111,041)	(22,895,338)
(213,562,851)	(47,885,063)	(102,139,246)	(22,901,662)

0.2495

Timing Difference			
Cost		Reserve	
91,014	20,407	(209,386)	(46,948)
-	-	0	-
-	-	25,064	5,620
(168,437,896)	(37,767,145)	(73,878,202)	(16,564,970)
(168,346,882)	(37,746,738)	(74,062,524)	(16,606,299)

Tax Rate Rollup (All)
tax_class_descri (All)

cyd updated 9-11-24

Co Id	Rate Div	Type of Acct	Values Sum of book_balance 2023	tax_year Sum of tax_balance 2023	Sum of accum_reserve 2023
010	**012**	Cloud	0	0	0
		Non-Utility	0	0	0
		NSC	(50,358)	(50,358)	(8,422)
		Utility	268,938,899	100,353,602	71,824,767
	012 Total		**268,888,541**	**100,303,244**	**71,816,346**
010 Total			**268,888,541**	**100,303,244**	**71,816,346**
Grand Total			**268,888,541**	**100,303,244**	**71,816,346**

0.22422

Timing Difference			
Cost		Reserve	
-	-	0	-
-	-	0	-
-	-	8,422	1,888
(168,585,297)	(37,800,195)	(71,824,767)	(16,104,549)
(168,585,297)	(37,800,195)	(71,816,346)	(16,102,661)

0.2495

Timing Difference			
Cost		Reserve	
(3,278,548)	(735,116)	0	-
(194,410)	(43,591)	88,878	19,928
(452,511,196)	(101,462,060)	(727,648,115)	(163,153,260)
(455,984,154)	(102,240,767)	(727,559,237)	(163,133,332)

Tax Rate Rollup (All)
tax_class_descri (All)

cyd updated 9-11-24

Co Id	Rate Div	Type of Acct	Values Sum of book_balance 2023	tax_year Sum of tax_balance 2023	Sum of accum_reserve 2023
050	**009**	Acq Adj	3,278,548	0	0
		NSC	(552,801)	(379,004)	(75,195)
		Utility	1,437,788,087	996,278,359	693,605,556
	009 Total		**1,440,513,833**	**995,899,355**	**693,530,362**
050 Total			**1,440,513,833**	**995,899,355**	**693,530,362**
Grand Total			**1,440,513,833**	**995,899,355**	**693,530,362**

0.2495

Timing Difference			
Cost		Reserve	
(3,278,548)	(735,116)	0	-
173,797	38,969	75,195	16,860
(441,509,727)	(98,995,311)	(693,605,556)	(155,520,238)
(444,614,478)	(99,691,458)	(693,530,362)	(155,503,378)

0.2495

Timing Difference			
Cost		Reserve	
(4,165,495)	(933,987)	0	-
(37,701)	(8,453)	(3,561,538)	(798,568)
(4,203,196)	(942,441)	(3,561,538)	(798,568)

Tax Rate Rollup (All)
tax_class_descri (All)

cyd updated 9-11-24

Co Id	Rate Div	Type of Acct	Values Sum of book_balance 2023	tax_year Sum of tax_balance 2023	Sum of accum_reserve 2023
050	**091**	Acq Adj	4,165,495	0	0
		Utility	4,393,610	4,054,797	3,744,675
	091 Total		**8,559,105**	**4,054,797**	**3,744,675**
050 Total			**8,559,105**	**4,054,797**	**3,744,675**
Grand Total			**8,559,105**	**4,054,797**	**3,744,675**

0.2495

Timing Difference			
Cost		Reserve	
(4,165,495)	(933,987)	0	-
(338,813)	(75,969)	(3,744,675)	(839,631)
(4,504,308)	(1,009,956)	(3,744,675)	(839,631)

(9,723,298)	(2,180,158)	(175,559)	(39,364)
			(2,219,522)
			(2,371,141)
			151,619

(10,622,054)	(2,381,677)	46,990	10,536

Co Id	Rate Div	Type of Ac	Tax Rate Rollup	tax_year	company_description	tax_book_	tax_class_description	vintage_description	tax_rate_description	in_service_month	book_balance	tax_balance	accum_reserve	depreciation	job_creation_amount	gain_loss
010	012	Utility	MACRS 7	2023	010 Atmos Regulated Shared Services	Federal	012 1010 GENL Misc	V1987	MACRS 7		-211165	-211165	0	0	0	0
010	012	Utility	ACE 10	2023	010 Atmos Regulated Shared Services	ACE	012 1010 GENL Misc	V1987	ACE 10 Net		-211165	-211165	-211165	0	0	0
010	012	Utility	AMT 10	2023	010 Atmos Regulated Shared Services	AMT	012 1010 GENL Misc	V1987	AMT 10		-211165	-211165	-211165	0	0	0
010	002	Utility	MACRS 7	2023	010 Atmos Regulated Shared Services	Federal	002 1010 GENL Equipment	V1989	MACRS 7		0	0	0	0	0	0
010	002	Utility	ACE 10	2023	010 Atmos Regulated Shared Services	ACE	002 1010 GENL Equipment	V1989	ACE 10 Net		0	0	0	0	0	0
010	002	Utility	AMT 10	2023	010 Atmos Regulated Shared Services	AMT	002 1010 GENL Equipment	V1989	AMT 10		0	0	0	0	0	0
010	002	Utility	MACRS 7	2023	010 Atmos Regulated Shared Services	Federal	002 1010 GENL Office 7	V1989	MACRS 7		0	-0.01	-0.01	0	0	0
010	002	Utility	ACE 10	2023	010 Atmos Regulated Shared Services	ACE	002 1010 GENL Office 7	V1989	ACE 10 Net		0	0	0	0	0	0
010	002	Utility	AMT 10	2023	010 Atmos Regulated Shared Services	AMT	002 1010 GENL Office 7	V1989	AMT 10		0	0	0	0	0	0
010	002	Utility	MACRS 15	2023	010 Atmos Regulated Shared Services	Federal	002 TAXX ADJU IRS	V1989	MACRS 15		0	735512	735512	0	0	0
010	002	Utility	ACE 22	2023	010 Atmos Regulated Shared Services	ACE	002 TAXX ADJU IRS	V1989	ACE 22 Net		0	735512	735512	0	0	0
010	002	Utility	AMT 22	2023	010 Atmos Regulated Shared Services	AMT	002 TAXX ADJU IRS	V1989	AMT 22		0	735512	735512	0	0	0
010	012	Utility	MACRS 7	2023	010 Atmos Regulated Shared Services	Federal	012 1010 GENL Tools	V1989	MACRS 7		0.68	0.34	0.34	0	0	0
010	012	Utility	ACE 10	2023	010 Atmos Regulated Shared Services	ACE	012 1010 GENL Tools	V1989	ACE 10 Net		0.68	0.33	0.33	0	0	0
010	012	Utility	AMT 10	2023	010 Atmos Regulated Shared Services	AMT	012 1010 GENL Tools	V1989	AMT 10		0.68	0.33	0.33	0	0	0
010	002	Utility	MACRS 15	2023	010 Atmos Regulated Shared Services	Federal	002 1010 DIST Mains	V1990	MACRS 15		0	124957.94	124957.94	0	0	0
010	002	Utility	ACE 22	2023	010 Atmos Regulated Shared Services	ACE	002 1010 DIST Mains	V1990	ACE 22 Net		0	124957.94	124957.94	0	0	0
010	002	Utility	AMT 22	2023	010 Atmos Regulated Shared Services	AMT	002 1010 DIST Mains	V1990	AMT 22		0	124957.94	124957.94	0	0	0
010	002	Utility	MACRS 7	2023	010 Atmos Regulated Shared Services	Federal	002 1010 GENL Equipment	V1990	MACRS 7		0	0	0	0	0	0
010	002	Utility	ACE 10	2023	010 Atmos Regulated Shared Services	ACE	002 1010 GENL Equipment	V1990	ACE 10 Net		0	0	0	0	0	0
010	002	Utility	AMT 10	2023	010 Atmos Regulated Shared Services	AMT	002 1010 GENL Equipment	V1990	AMT 10		0	0	0	0	0	0
010	002	Utility	MACRS 7	2023	010 Atmos Regulated Shared Services	Federal	002 1010 GENL Misc	V1990	MACRS 7		0	0	0	0	0	0
010	002	Utility	ACE 10	2023	010 Atmos Regulated Shared Services	ACE	002 1010 GENL Misc	V1990	ACE 10 Net		0	0	0	0	0	0
010	002	Utility	AMT 10	2023	010 Atmos Regulated Shared Services	AMT	002 1010 GENL Misc	V1990	AMT 10		0	0	0	0	0	0
010	002	Utility	MACRS 7	2023	010 Atmos Regulated Shared Services	Federal	002 1010 GENL Office 7	V1990	MACRS 7		0	0.01	0.01	0	0	0
010	002	Utility	ACE 10	2023	010 Atmos Regulated Shared Services	ACE	002 1010 GENL Office 7	V1990	ACE 10 Net		0	0	0	0	0	0
010	002	Utility	AMT 10	2023	010 Atmos Regulated Shared Services	AMT	002 1010 GENL Office 7	V1990	AMT 10		0	0	0	0	0	0
010	002	Utility	MACRS 7	2023	010 Atmos Regulated Shared Services	Federal	002 1010 GENL Office 7	V1990	MACRS 7		0	-0.01	-0.01	0	0	0
010	002	Utility	ACE 10	2023	010 Atmos Regulated Shared Services	ACE	002 1010 GENL Office 7	V1990	ACE 10 Net		0	0	0	0	0	0
010	002	Utility	AMT 10	2023	010 Atmos Regulated Shared Services	AMT	002 1010 GENL Office 7	V1990	AMT 10		0	0	0	0	0	0
010	002	Utility	MACRS 15	2023	010 Atmos Regulated Shared Services	Federal	002 TAXX ADJU IRS	V1990	MACRS 15		0	1384445	1384445	0	0	0
010	002	Utility	ACE 22	2023	010 Atmos Regulated Shared Services	ACE	002 TAXX ADJU IRS	V1990	ACE 22 Net		0	1384445	1384445	0	0	0
010	002	Utility	AMT 22	2023	010 Atmos Regulated Shared Services	AMT	002 TAXX ADJU IRS	V1990	AMT 22		0	1384445	1384445	0	0	0
010	012	Utility	MACRS 7	2023	010 Atmos Regulated Shared Services	Federal	012 1010 GENL Tools	V1990	MACRS 7		0.57	0.28	0.28	0	0	0
010	012	Utility	ACE 10	2023	010 Atmos Regulated Shared Services	ACE	012 1010 GENL Tools	V1990	ACE 10 Net		0.57	0.29	0.29	0	0	0
010	012	Utility	AMT 10	2023	010 Atmos Regulated Shared Services	AMT	012 1010 GENL Tools	V1990	AMT 10		0.57	0.29	0.29	0	0	0
010	002	Utility	MACRS 5	2023	010 Atmos Regulated Shared Services	Federal	002 1010 GENL Communication	V1991	MACRS 5		0	0	0	0	0	0
010	002	Utility	ACE 6	2023	010 Atmos Regulated Shared Services	ACE	002 1010 GENL Communication	V1991	ACE 6 Net		0	0	0	0	0	0
010	002	Utility	AMT 6	2023	010 Atmos Regulated Shared Services	AMT	002 1010 GENL Communication	V1991	AMT 6		0	0	0	0	0	0
010	002	Utility	MACRS 7	2023	010 Atmos Regulated Shared Services	Federal	002 1010 GENL Office 7	V1991	MACRS 7		0	-0.02	-0.02	0	0	0
010	002	Utility	ACE 10	2023	010 Atmos Regulated Shared Services	ACE	002 1010 GENL Office 7	V1991	ACE 10 Net		0	0	0	0	0	0
010	002	Utility	AMT 10	2023	010 Atmos Regulated Shared Services	AMT	002 1010 GENL Office 7	V1991	AMT 10		0	0	0	0	0	0
010	002	Utility	MACRS 15	2023	010 Atmos Regulated Shared Services	Federal	002 TAXX ADJU IRS	V1991	MACRS 15		0	963735	963735	0	0	0
010	002	Utility	ACE 22	2023	010 Atmos Regulated Shared Services	ACE	002 TAXX ADJU IRS	V1991	ACE 22 Net		0	963735	963735	0	0	0
010	002	Utility	AMT 22	2023	010 Atmos Regulated Shared Services	AMT	002 TAXX ADJU IRS	V1991	AMT 22		0	963735	963735	0	0	0
010	012	Utility	MACRS 5	2023	010 Atmos Regulated Shared Services	Federal	012 1010 GENL Communication	V1991	MACRS 5		51942	51942	51942	0	0	0
010	012	Utility	ACE 6	2023	010 Atmos Regulated Shared Services	ACE	012 1010 GENL Communication	V1991	ACE 6 Net		51942	51942	51942	0	0	0
010	012	Utility	AMT 6	2023	010 Atmos Regulated Shared Services	AMT	012 1010 GENL Communication	V1991	AMT 6		51942	51942	51942	0	0	0
010	002	Utility	SL 5	2023	010 Atmos Regulated Shared Services	Federal	002 1010 GENL Misc	V1992	SL 5		0	0	0	0	0	0
010	002	Utility	MACRS 15	2023	010 Atmos Regulated Shared Services	Federal	002 TAXX ADJU IRS	V1992	MACRS 15		0	933944	933944	0	0	0
010	002	Utility	ACE 22	2023	010 Atmos Regulated Shared Services	ACE	002 TAXX ADJU IRS	V1992	ACE 22 Net		0	933944	933944	0	0	0
010	002	Utility	AMT 22	2023	010 Atmos Regulated Shared Services	AMT	002 TAXX ADJU IRS	V1992	AMT 22		0	933944	933944	0	0	0
010	012	Utility	MACRS 5	2023	010 Atmos Regulated Shared Services	Federal	012 1010 GENL Communication	V1992	MACRS 5		21862.75	21862.75	21862.75	0	0	0
010	012	Utility	ACE 6	2023	010 Atmos Regulated Shared Services	ACE	012 1010 GENL Communication	V1992	ACE 6 Net		21862.75	21862.75	21862.75	0	0	0
010	012	Utility	AMT 6	2023	010 Atmos Regulated Shared Services	AMT	012 1010 GENL Communication	V1992	AMT 6		21862.75	21862.75	21862.75	0	0	0
010	002	Utility	MACRS 5	2023	010 Atmos Regulated Shared Services	Federal	002 1010 GENL Communication	V1993	MACRS 5		0	0	0	0	0	0
010	002	Utility	ACE 6	2023	010 Atmos Regulated Shared Services	ACE	002 1010 GENL Communication	V1993	ACE 6 Net		0	0	0	0	0	0
010	002	Utility	AMT 6	2023	010 Atmos Regulated Shared Services	AMT	002 1010 GENL Communication	V1993	AMT 6		0	0	0	0	0	0
010	002	Utility	MACRS 7	2023	010 Atmos Regulated Shared Services	Federal	002 1010 GENL Office 7	V1993	MACRS 7		0	-0.01	-0.01	0	0	0
010	002	Utility	ACE 10	2023	010 Atmos Regulated Shared Services	ACE	002 1010 GENL Office 7	V1993	ACE 10 Net		0	0	0	0	0	0
010	002	Utility	AMT 10	2023	010 Atmos Regulated Shared Services	AMT	002 1010 GENL Office 7	V1993	AMT 10		0	0	0	0	0	0
010	002	Utility	MACRS 15	2023	010 Atmos Regulated Shared Services	Federal	002 TAXX ADJU IRS	V1993	MACRS 15		0	1020181	1020181	0	0	0
010	002	Utility	ACE 22	2023	010 Atmos Regulated Shared Services	ACE	002 TAXX ADJU IRS	V1993	ACE 22 Net		0	1020181	1020181	0	0	0
010	002	Utility	AMT 22	2023	010 Atmos Regulated Shared Services	AMT	002 TAXX ADJU IRS	V1993	AMT 22		0	1020181	1020181	0	0	0
010	012	Utility	MACRS 5	2023	010 Atmos Regulated Shared Services	Federal	012 1010 GENL Communication	V1993	MACRS 5		189246	189246	189246	0	0	0
010	012	Utility	ACE 6	2023	010 Atmos Regulated Shared Services	ACE	012 1010 GENL Communication	V1993	ACE 6 Net		189246	189246	189246	0	0	0
010	012	Utility	AMT 6	2023	010 Atmos Regulated Shared Services	AMT	012 1010 GENL Communication	V1993	AMT 6		189246	189246	189246	0	0	0
010	002	Utility	MACRS 5	2023	010 Atmos Regulated Shared Services	Federal	002 1010 GENL Communication	V1994	MACRS 5		0	0	0	0	0	0
010	002	Utility	AMT 6	2023	010 Atmos Regulated Shared Services	AMT	002 1010 GENL Communication	V1994	AMT 6		0	0	0	0	0	0
010	002	Utility	SL 3	2023	010 Atmos Regulated Shared Services	Federal	002 1010 GENL Computers SW	V1994	SL 3		0	0	0	0	0	0
010	002	Utility	SL 5	2023	010 Atmos Regulated Shared Services	Federal	002 1010 GENL Computers SW	V1994	SL 5		0	0	0	0	0	0
010	002	Utility	MACRS 7	2023	010 Atmos Regulated Shared Services	Federal	002 1010 GENL Misc	V1994	MACRS 7		160.92	79.41	79.41	0	0	0
010	002	Utility	AMT 10	2023	010 Atmos Regulated Shared Services	AMT	002 1010 GENL Misc	V1994	AMT 10		160.92	79.41	79.41	0	0	0
010	002	Utility	MACRS 7	2023	010 Atmos Regulated Shared Services	Federal	002 1010 GENL Office 7	V1994	MACRS 7		0	-0.01	-0.01	0	0	0
010	002	Utility	AMT 10	2023	010 Atmos Regulated Shared Services	AMT	002 1010 GENL Office 7	V1994	AMT 10		0	0	0	0	0	0
010	002	Utility	MACRS 7	2023	010 Atmos Regulated Shared Services	Federal	002 1010 GENL Office 7	V1994	MACRS 7		0	0.01	0.01	0	0	0
010	002	Utility	AMT 10	2023	010 Atmos Regulated Shared Services	AMT	002 1010 GENL Office 7	V1994	AMT 10		0	0	0	0	0	0
010	002	Utility	MACRS 15	2023	010 Atmos Regulated Shared Services	Federal	002 TAXX ADJU IRS	V1994	MACRS 15		0	1451452	1451452	0	0	0
010	002	Utility	AMT 22	2023	010 Atmos Regulated Shared Services	AMT	002 TAXX ADJU IRS	V1994	AMT 22		0	1451452	1451452	0	0	0
010	012	Utility	MACRS 5	2023	010 Atmos Regulated Shared Services	Federal	012 1010 GENL Communication	V1994	MACRS 5		193095	193095	193095	0	0	0
010	012	Utility	AMT 6	2023	010 Atmos Regulated Shared Services	AMT	012 1010 GENL Communication	V1994	AMT 6		193095	193095	193095	0	0	0
010	002	Utility	MACRS 5	2023	010 Atmos Regulated Shared Services	Federal	002 1010 GENL Communication	V1995	MACRS 5		0	0	0	0	0	0
010	002	Utility	AMT 6	2023	010 Atmos Regulated Shared Services	AMT	002 1010 GENL Communication	V1995	AMT 6		0	0	0	0	0	0
010	002	Utility	MACRS 5	2023	010 Atmos Regulated Shared Services	Federal	002 1010 GENL Communication	V1995	MACRS 5		403001.87	403001.87	403001.87	0	0	0
010	002	Utility	AMT 6	2023	010 Atmos Regulated Shared Services	AMT	002 1010 GENL Communication	V1995	AMT 6		403001.87	403001.87	403001.87	0	0	0
010	002	Utility	MACRS 5	2023	010 Atmos Regulated Shared Services	Federal	002 1010 GENL Computers HW	V1995	MACRS 5		0	0	0	0	0	0
010	002	Utility	AMT 6	2023	010 Atmos Regulated Shared Services	AMT	002 1010 GENL Computers HW	V1995	AMT 6		0	0	0	0	0	0
010	002	Utility	SL 3	2023	010 Atmos Regulated Shared Services	Federal	002 1010 GENL Computers HW	V1995	SL 3		0	0	0	0	0	0
010	002	Utility	SL 3	2023	010 Atmos Regulated Shared Services	Federal	002 1010 GENL Computers SW	V1995	SL 3		0	0	0	0	0	0
010	002	Utility	MACRS 7	2023	010 Atmos Regulated Shared Services	Federal	002 1010 GENL Misc	V1995	MACRS 7		439.44	216.82	216.82	0	0	0

010	002	Utility	AMT 10	2023	010 Atmos Regulated Shared Services	AMT	002 1010 GENL Misc	V1995	AMT 10	439.44	216.84	216.84	0	0	0
010	002	Utility	MACRS 5	2023	010 Atmos Regulated Shared Services	Federal	002 1010 GENL Office 5	V1995	MACRS 5	0	0	0	0	0	0
010	002	Utility	AMT 10	2023	010 Atmos Regulated Shared Services	AMT	002 1010 GENL Office 5	V1995	AMT 10	0	0	0	0	0	0
010	002	Utility	MACRS 7	2023	010 Atmos Regulated Shared Services	Federal	002 1010 GENL Office 7	V1995	MACRS 7	0	0.01	0.01	0	0	0
010	002	Utility	AMT 10	2023	010 Atmos Regulated Shared Services	AMT	002 1010 GENL Office 7	V1995	AMT 10	0	0	0	0	0	0
010	002	Utility	MACRS 7	2023	010 Atmos Regulated Shared Services	Federal	002 1010 GENL Office 7	V1995	MACRS 7	0	0.01	0.01	0	0	0
010	002	Utility	AMT 10	2023	010 Atmos Regulated Shared Services	AMT	002 1010 GENL Office 7	V1995	AMT 10	0	0	0	0	0	0
010	002	Utility	MACRS 7	2023	010 Atmos Regulated Shared Services	Federal	002 1010 GENL Office 7	V1995	MACRS 7	0	0	0	0	0	0
010	002	Utility	AMT 10	2023	010 Atmos Regulated Shared Services	AMT	002 1010 GENL Office 7	V1995	AMT 10	0	0	0	0	0	0
010	002	Utility	MACRS 5	2023	010 Atmos Regulated Shared Services	Federal	002 1010 GENL Transportation	V1995	MACRS 5	0	0	0	0	0	0
010	002	Utility	AMT 4	2023	010 Atmos Regulated Shared Services	AMT	002 1010 GENL Transportation	V1995	AMT 4	0	0	0	0	0	0
010	002	Utility	MACRS 15	2023	010 Atmos Regulated Shared Services	Federal	002 TAXX ADJU IRS	V1995	MACRS 15	0	1488475	1488475	0	0	0
010	002	Utility	AMT 22	2023	010 Atmos Regulated Shared Services	AMT	002 TAXX ADJU IRS	V1995	AMT 22	0	1488475	1488475	0	0	0
010	012	Utility	MACRS 5	2023	010 Atmos Regulated Shared Services	Federal	012 1010 GENL Communication	V1995	MACRS 5	20063.13	20063.13	20063.13	0	0	0
010	012	Utility	AMT 6	2023	010 Atmos Regulated Shared Services	AMT	012 1010 GENL Communication	V1995	AMT 6	20063.13	20063.13	20063.13	0	0	0
010	012	Utility	SL 3	2023	010 Atmos Regulated Shared Services	Federal	012 1010 GENL Computers SW	V1995	SL 3	0	0	0	0	0	0
010	012	Utility	SL 3	2023	010 Atmos Regulated Shared Services	Federal	012 1010 GENL Computers SW	V1995	SL 3	31326.35	31326.35	31326.35	0	0	0
010	002	Utility	MACRS 5	2023	010 Atmos Regulated Shared Services	Federal	002 1010 GENL Communication	V1996	MACRS 5	0	0	0	0	0	0
010	002	Utility	AMT 6	2023	010 Atmos Regulated Shared Services	AMT	002 1010 GENL Communication	V1996	AMT 6	0	0	0	0	0	0
010	002	Utility	MACRS 5	2023	010 Atmos Regulated Shared Services	Federal	002 1010 GENL Computers HW	V1996	MACRS 5	0	0	0	0	0	0
010	002	Utility	AMT 6	2023	010 Atmos Regulated Shared Services	AMT	002 1010 GENL Computers HW	V1996	AMT 6	0	0	0	0	0	0
010	002	Utility	SL 5	2023	010 Atmos Regulated Shared Services	Federal	002 1010 GENL Computers HW	V1996	SL 5	0	0	0	0	0	0
010	002	Utility	MACRS 7	2023	010 Atmos Regulated Shared Services	Federal	002 1010 GENL Misc	V1996	MACRS 7	2001	987.41	987.41	0	0	0
010	002	Utility	AMT 10	2023	010 Atmos Regulated Shared Services	AMT	002 1010 GENL Misc	V1996	AMT 10	2001	987.39	987.39	0	0	0
010	002	Utility	MACRS 7	2023	010 Atmos Regulated Shared Services	Federal	002 1010 GENL Office 7	V1996	MACRS 7	0	0.01	0.01	0	0	0
010	002	Utility	AMT 10	2023	010 Atmos Regulated Shared Services	AMT	002 1010 GENL Office 7	V1996	AMT 10	0	0	0	0	0	0
010	002	Utility	MACRS 7	2023	010 Atmos Regulated Shared Services	Federal	002 1010 GENL Office 7	V1996	MACRS 7	-157780.1	-77857.82	-77857.82	0	0	0
010	002	Utility	AMT 10	2023	010 Atmos Regulated Shared Services	AMT	002 1010 GENL Office 7	V1996	AMT 10	-157780.1	-77857.84	-77857.84	0	0	0
010	002	Utility	MACRS 7	2023	010 Atmos Regulated Shared Services	Federal	002 1010 GENL Office 7	V1996	MACRS 7	0	0	0	0	0	0
010	002	Utility	AMT 10	2023	010 Atmos Regulated Shared Services	AMT	002 1010 GENL Office 7	V1996	AMT 10	0	0	0	0	0	0
010	002	Utility	MACRS 7	2023	010 Atmos Regulated Shared Services	Federal	002 1010 GENL Structures	V1996	MACRS 7	4937644.55	2436510.1	2436510.1	0	0	0
010	002	Utility	AMT 10	2023	010 Atmos Regulated Shared Services	AMT	002 1010 GENL Structures	V1996	AMT 10	4937644.55	2436510.12	2436510.12	0	0	0
010	002	Utility	MACRS 7	2023	010 Atmos Regulated Shared Services	Federal	002 1010 GENL Tools	V1996	MACRS 7	0	0	0	0	0	0
010	002	Utility	AMT 10	2023	010 Atmos Regulated Shared Services	AMT	002 1010 GENL Tools	V1996	AMT 10	0	0	0	0	0	0
010	002	Utility	MACRS 15	2023	010 Atmos Regulated Shared Services	Federal	002 TAXX ADJU IRS	V1996	MACRS 15	0	1741844	1741844	0	0	0
010	002	Utility	AMT 22	2023	010 Atmos Regulated Shared Services	AMT	002 TAXX ADJU IRS	V1996	AMT 22	0	1741844	1741844	0	0	0
010	012	Utility	MACRS 5	2023	010 Atmos Regulated Shared Services	Federal	012 1010 GENL Communication	V1996	MACRS 5	0	0	0	0	0	0
010	012	Utility	AMT 6	2023	010 Atmos Regulated Shared Services	AMT	012 1010 GENL Communication	V1996	AMT 6	0	0	0	0	0	0
010	012	Utility	MACRS 7	2023	010 Atmos Regulated Shared Services	Federal	012 1010 GENL Office 7	V1996	MACRS 7	204487.14	100905.41	100905.41	0	0	0
010	012	Utility	AMT 10	2023	010 Atmos Regulated Shared Services	AMT	012 1010 GENL Office 7	V1996	AMT 10	204487.14	100905.41	100905.41	0	0	0
010	002	Utility	MACRS 7	2023	010 Atmos Regulated Shared Services	Federal	002 1010 GENL Computers HW	V1997	MACRS 7	0	0	0	0	0	0
010	002	Utility	AMT 10	2023	010 Atmos Regulated Shared Services	AMT	002 1010 GENL Computers HW	V1997	AMT 10	0	0	0	0	0	0
010	002	Utility	MACRS 5	2023	010 Atmos Regulated Shared Services	Federal	002 1010 GENL Computers HW	V1997	MACRS 5	0	0	0	0	0	0
010	002	Utility	AMT 6	2023	010 Atmos Regulated Shared Services	AMT	002 1010 GENL Computers HW	V1997	AMT 6	0	0	0	0	0	0
010	002	Utility	SL 5	2023	010 Atmos Regulated Shared Services	Federal	002 1010 GENL Misc	V1997	SL 5	0	0	0	0	0	0
010	002	Utility	MACRS 7	2023	010 Atmos Regulated Shared Services	Federal	002 1010 GENL Office 7	V1997	MACRS 7	-6864.24	-3387.2	-3387.2	0	0	0
010	002	Utility	AMT 10	2023	010 Atmos Regulated Shared Services	AMT	002 1010 GENL Office 7	V1997	AMT 10	-6864.24	-3387.2	-3387.2	0	0	0
010	002	Utility	MACRS 39	2023	010 Atmos Regulated Shared Services	Federal	002 1010 GENL Structures	V1997	MACRS 39 TXU	384829.49	266181.92	118589.32	6824.9	0	0
010	002	Utility	AMT 40	2023	010 Atmos Regulated Shared Services	AMT	002 1010 GENL Structures	V1997	AMT 40 TXU	384829.49	266181.91	131280.91	5989.09	0	0
010	002	Utility	MACRS 7	2023	010 Atmos Regulated Shared Services	Federal	002 1010 GENL Structures	V1997	MACRS 7	608278.2	301168.55	301168.55	0	0	0
010	002	Utility	AMT 10	2023	010 Atmos Regulated Shared Services	AMT	002 1010 GENL Structures	V1997	AMT 10	608278.2	301168.55	301168.55	0	0	0
010	002	Utility	MACRS 15	2023	010 Atmos Regulated Shared Services	Federal	002 TAXX ADJU IRS	V1997	MACRS 15	0	2105284	2105284	0	0	0
010	002	Utility	AMT 22	2023	010 Atmos Regulated Shared Services	AMT	002 TAXX ADJU IRS	V1997	AMT 22	0	2105284	2105284	0	0	0
010	012	Utility	MACRS 5	2023	010 Atmos Regulated Shared Services	Federal	012 1010 GENL Communication	V1997	MACRS 5	9838.2	9838.2	9838.2	0	0	0
010	012	Utility	AMT 6	2023	010 Atmos Regulated Shared Services	AMT	012 1010 GENL Communication	V1997	AMT 6	9838.2	9838.2	9838.2	0	0	0
010	012	Utility	SL 3	2023	010 Atmos Regulated Shared Services	Federal	012 1010 GENL Computers SW	V1997	SL 3	0	0	0	0	0	0
010	012	Utility	MACRS 7	2023	010 Atmos Regulated Shared Services	Federal	012 1010 GENL Structures	V1997	MACRS 7	1032224	1032224	1032224	0	0	0
010	012	Utility	AMT 10	2023	010 Atmos Regulated Shared Services	AMT	012 1010 GENL Structures	V1997	AMT 10	1032224	1032224	1032224	0	0	0
010	002	Utility	MACRS 5	2023	010 Atmos Regulated Shared Services	Federal	002 1010 GENL Computers HW	V1998	MACRS 5	0	0	0	0	0	0
010	002	Utility	AMT 6	2023	010 Atmos Regulated Shared Services	AMT	002 1010 GENL Computers HW	V1998	AMT 6	0	0	0	0	0	0
010	002	Utility	MACRS 7	2023	010 Atmos Regulated Shared Services	Federal	002 1010 GENL Structures	V1998	MACRS 7	76095.18	37549.62	37549.62	0	0	0
010	002	Utility	AMT 10	2023	010 Atmos Regulated Shared Services	AMT	002 1010 GENL Structures	V1998	AMT 10	76095.18	37549.62	37549.62	0	0	0
010	002	Utility	MACRS 39	2023	010 Atmos Regulated Shared Services	Federal	002 1010 GENL Structures	V1998	MACRS 39 TXU	0	0	0	0	0	0
010	002	Utility	AMT 40	2023	010 Atmos Regulated Shared Services	AMT	002 1010 GENL Structures	V1998	AMT 40 TXU	0	0	0	0	0	0
010	002	Utility	MACRS 15	2023	010 Atmos Regulated Shared Services	Federal	002 TAXX ADJU IRS	V1998	MACRS 15	0	2411456	2411456	0	0	0
010	002	Utility	AMT 22	2023	010 Atmos Regulated Shared Services	AMT	002 TAXX ADJU IRS	V1998	AMT 22	0	2411456	2411456	0	0	0
010	012	Utility	SL 3	2023	010 Atmos Regulated Shared Services	Federal	012 1010 GENL Computers SW	V1998	SL 3	0	0	0	0	0	0
010	002	Utility	MACRS 5	2023	010 Atmos Regulated Shared Services	Federal	002 1010 GENL Communication	V1999	MACRS 5	0	0	0	0	0	0
010	002	Utility	AMT 5	2023	010 Atmos Regulated Shared Services	AMT	002 1010 GENL Communication	V1999	AMT 5	0	0	0	0	0	0
010	002	Utility	MACRS 5	2023	010 Atmos Regulated Shared Services	Federal	002 1010 GENL Computers HW	V1999	MACRS 5	0	0	0	0	0	0
010	002	Utility	AMT 5	2023	010 Atmos Regulated Shared Services	AMT	002 1010 GENL Computers HW	V1999	AMT 5	0	0	0	0	0	0
010	002	Utility	MACRS 5	2023	010 Atmos Regulated Shared Services	Federal	002 1010 GENL Computers HW	V1999	MACRS 5	0	0	0	0	0	0
010	002	Utility	AMT 5	2023	010 Atmos Regulated Shared Services	AMT	002 1010 GENL Computers HW	V1999	AMT 5	0	0	0	0	0	0
010	002	Utility	SL 5	2023	010 Atmos Regulated Shared Services	Federal	002 1010 GENL Computers HW	V1999	SL 5	0	0	0	0	0	0
010	002	Utility	SL 3	2023	010 Atmos Regulated Shared Services	Federal	002 1010 GENL Computers SW	V1999	SL 3	0	0.01	0.01	0	0	0
010	002	Utility	SL 5	2023	010 Atmos Regulated Shared Services	Federal	002 1010 GENL Misc	V1999	SL 5	0	0	0	0	0	0
010	002	Utility	MACRS 7	2023	010 Atmos Regulated Shared Services	Federal	002 1010 GENL Structures	V1999	MACRS 7	0	0	0	0	0	0
010	002	Utility	AMT 7	2023	010 Atmos Regulated Shared Services	AMT	002 1010 GENL Structures	V1999	AMT 7	0	0	0	0	0	0
010	002	Utility	MACRS 15	2023	010 Atmos Regulated Shared Services	Federal	002 TAXX ADJU IRS	V1999	MACRS 15	0	2742263	2742263	0	0	0
010	012	Utility	MACRS 5	2023	010 Atmos Regulated Shared Services	Federal	012 1010 GENL Communication	V1999	MACRS 5	0	0	0	0	0	0
010	012	Utility	AMT 5	2023	010 Atmos Regulated Shared Services	AMT	012 1010 GENL Communication	V1999	AMT 5	0	0	0	0	0	0
010	012	Utility	MACRS 5	2023	010 Atmos Regulated Shared Services	Federal	012 1010 GENL Computers HW	V1999	MACRS 5	0	0	0	0	0	0
010	012	Utility	AMT 5	2023	010 Atmos Regulated Shared Services	AMT	012 1010 GENL Computers HW	V1999	AMT 5	0	0	0	0	0	0
010	012	Utility	MACRS 5	2023	010 Atmos Regulated Shared Services	Federal	012 1010 GENL Computers HW	V1999	MACRS 5	0	0	0	0	0	0
010	012	Utility	AMT 5	2023	010 Atmos Regulated Shared Services	AMT	012 1010 GENL Computers HW	V1999	AMT 5	0	0	0	0	0	0
010	012	Utility	SL 3	2023	010 Atmos Regulated Shared Services	Federal	012 1010 GENL Computers SW	V1999	SL 3	0	0	0	0	0	0
010	012	Utility	SL 5	2023	010 Atmos Regulated Shared Services	Federal	012 1010 GENL Misc	V1999	SL 5	0	0	0	0	0	0
010	012	Utility	MACRS 7	2023	010 Atmos Regulated Shared Services	Federal	012 1010 GENL Structures	V1999	MACRS 7	163591.49	163591.49	163591.49	0	0	0
010	012	Utility	AMT 7	2023	010 Atmos Regulated Shared Services	AMT	012 1010 GENL Structures	V1999	AMT 7	163591.49	163591.49	163591.49	0	0	0
010	012	Utility	MACRS 39	2023	010 Atmos Regulated Shared Services	Federal	012 1010 GENL Structures	V1999	MACRS 39	160299.89	160299.89	150405.92	3702.93	0	0
010	002	Utility	MACRS 15	2023	010 Atmos Regulated Shared Services	Federal	002 1010 DIST Mains	V2000	MACRS 15	0	-719964	-719964	0	0	0
010	002	Utility	MACRS 5	2023	010 Atmos Regulated Shared Services	Federal	002 1010 GENL Communication	V2000	MACRS 5	0	0	0	0	0	0

010	002	Utility	AMT 5	2023	010 Atmos Regulated Shared Services	AMT	002 1010 GENL Communication	V2000	AMT 5	0	0	0	0	0	0
010	002	Utility	MACRS 5	2023	010 Atmos Regulated Shared Services	Federal	002 1010 GENL Communication	V2000	MACRS 5	293417	293417	293417	0	0	0
010	002	Utility	AMT 5	2023	010 Atmos Regulated Shared Services	AMT	002 1010 GENL Communication	V2000	AMT 5	293417	293417	293417	0	0	0
010	002	Utility	MACRS 5	2023	010 Atmos Regulated Shared Services	Federal	002 1010 GENL Computers HW	V2000	MACRS 5	0	0	0	0	0	0
010	002	Utility	AMT 5	2023	010 Atmos Regulated Shared Services	AMT	002 1010 GENL Computers HW	V2000	AMT 5	0	0	0	0	0	0
010	002	Utility	MACRS 7	2023	010 Atmos Regulated Shared Services	Federal	002 1010 GENL Computers HW	V2000	MACRS 7	0	0	0	0	0	0
010	002	Utility	AMT 7	2023	010 Atmos Regulated Shared Services	AMT	002 1010 GENL Computers HW	V2000	AMT 7	0	0	0	0	0	0
010	002	Utility	MACRS 5	2023	010 Atmos Regulated Shared Services	Federal	002 1010 GENL Computers HW	V2000	MACRS 5	0	0	0	0	0	0
010	002	Utility	AMT 5	2023	010 Atmos Regulated Shared Services	AMT	002 1010 GENL Computers HW	V2000	AMT 5	0	0	0	0	0	0
010	002	Utility	SL 3	2023	010 Atmos Regulated Shared Services	Federal	002 1010 GENL Computers SW	V2000	SL 3	0	0	0	0	0	0
010	002	Utility	NONE	2023	010 Atmos Regulated Shared Services	Federal	002 1010 GENL Misc	V2000	NONE	-21044.14	-53.57	0	0	0	0
010	002	Utility	MACRS 7	2023	010 Atmos Regulated Shared Services	Federal	002 1010 GENL Structures	V2000	MACRS 7	129826.44	64063.63	64063.63	0	0	0
010	002	Utility	AMT 7	2023	010 Atmos Regulated Shared Services	AMT	002 1010 GENL Structures	V2000	AMT 7	129826.44	64063.63	64063.63	0	0	0
010	002	Utility	MACRS 39	2023	010 Atmos Regulated Shared Services	Federal	002 1010 GENL Structures	V2000	MACRS 39	4841.87	4456.73	2758.09	102.95	0	0
010	002	Non-Utility	NONE	2023	010 Atmos Regulated Shared Services	Federal	002 1210 NONU NonUtility	V2000	NONE	0	0	0	0	0	0
010	002	Non-Utility	NONE	2023	010 Atmos Regulated Shared Services	State No E	002 1210 NONU NonUtility	V2000	NONE	0	0	0	0	0	0
010	002	Utility	MACRS 15	2023	010 Atmos Regulated Shared Services	Federal	002 TAXX ADJU IRS	V2000	MACRS 15	0	2720132	2720132	0	0	0
010	012	Utility	MACRS 5	2023	010 Atmos Regulated Shared Services	Federal	012 1010 GENL Communication	V2000	MACRS 5	333267.63	333267.63	333267.63	0	0	0
010	012	Utility	AMT 5	2023	010 Atmos Regulated Shared Services	AMT	012 1010 GENL Communication	V2000	AMT 5	333267.63	333267.63	333267.63	0	0	0
010	012	Utility	MACRS 5	2023	010 Atmos Regulated Shared Services	Federal	012 1010 GENL Computers HW	V2000	MACRS 5	132432	132432	132432	0	0	0
010	012	Utility	AMT 5	2023	010 Atmos Regulated Shared Services	AMT	012 1010 GENL Computers HW	V2000	AMT 5	132432	132432	132432	0	0	0
010	012	Utility	SL 3	2023	010 Atmos Regulated Shared Services	Federal	012 1010 GENL Computers SW	V2000	SL 3	13200.34	13200.34	13200.34	0	0	0
010	012	Utility	MACRS 7	2023	010 Atmos Regulated Shared Services	Federal	012 1010 GENL Misc	V2000	MACRS 7	214669	274388.2	274388.2	0	0	0
010	012	Utility	AMT 7	2023	010 Atmos Regulated Shared Services	AMT	012 1010 GENL Misc	V2000	AMT 7	214669	274388.2	274388.2	0	0	0
010	012	Utility	MACRS 39	2023	010 Atmos Regulated Shared Services	Federal	012 1010 GENL Structures	V2000	MACRS 39	0.31	0.29	0.2	0.01	0	0
010	012	Non-Utility	NONE	2023	010 Atmos Regulated Shared Services	Federal	012 1210 NONU NonUtility	V2000	NONE	0	0	0	0	0	0
010	012	Non-Utility	NONE	2023	010 Atmos Regulated Shared Services	State No E	012 1210 NONU NonUtility	V2000	NONE	0	0	0	0	0	0
010	002	Utility	MACRS 5	2023	010 Atmos Regulated Shared Services	Federal	002 1010 GENL Communication	V2001	MACRS 5	0	0	0	0	0	0
010	002	Utility	AMT 5	2023	010 Atmos Regulated Shared Services	AMT	002 1010 GENL Communication	V2001	AMT 5	0	0	0	0	0	0
010	002	Utility	SL 3	2023	010 Atmos Regulated Shared Services	Federal	002 1010 GENL Computers HW	V2001	SL 3	0	0	0	0	0	0
010	002	Utility	MACRS 5	2023	010 Atmos Regulated Shared Services	Federal	002 1010 GENL Computers HW	V2001	MACRS 5	0	0	0	0	0	0
010	002	Utility	AMT 5	2023	010 Atmos Regulated Shared Services	AMT	002 1010 GENL Computers HW	V2001	AMT 5	0	0	0	0	0	0
010	002	Utility	MACRS 5	2023	010 Atmos Regulated Shared Services	Federal	002 1010 GENL Computers HW	V2001	MACRS 5	0	0	0	0	0	0
010	002	Utility	AMT 5	2023	010 Atmos Regulated Shared Services	AMT	002 1010 GENL Computers HW	V2001	AMT 5	0	0	0	0	0	0
010	002	Utility	MACRS 7	2023	010 Atmos Regulated Shared Services	Federal	002 1010 GENL Computers HW	V2001	MACRS 7	0	0	0	0	0	0
010	002	Utility	AMT 7	2023	010 Atmos Regulated Shared Services	AMT	002 1010 GENL Computers HW	V2001	AMT 7	0	0	0	0	0	0
010	002	Utility	SL 3	2023	010 Atmos Regulated Shared Services	Federal	002 1010 GENL Computers SW	V2001	SL 3	0	0	0	0	0	0
010	002	Utility	SL 3	2023	010 Atmos Regulated Shared Services	Federal	002 1010 GENL Computers SW	V2001	SL 3	0	0	0	0	0	0
010	002	Utility	MACRS 7	2023	010 Atmos Regulated Shared Services	Federal	002 1010 GENL Office 7	V2001	MACRS 7	0	0	0	0	0	0
010	002	Utility	AMT 7	2023	010 Atmos Regulated Shared Services	AMT	002 1010 GENL Office 7	V2001	AMT 7	0	0	0	0	0	0
010	002	Utility	MACRS 39	2023	010 Atmos Regulated Shared Services	Federal	002 1010 GENL Structures	V2001	MACRS 39	10639.64	9793.31	5546.74	226.23	0	0
010	002	Utility	MACRS 7	2023	010 Atmos Regulated Shared Services	Federal	002 1010 GENL Structures	V2001	MACRS 7	18506.91	9132.34	9132.34	0	0	0
010	002	Utility	AMT 7	2023	010 Atmos Regulated Shared Services	AMT	002 1010 GENL Structures	V2001	AMT 7	18506.91	9132.35	9132.35	0	0	0
010	002	Utility	MACRS 15	2023	010 Atmos Regulated Shared Services	Federal	002 TAXX ADJU IRS	V2001	MACRS 15	0	2721293	2721293	0	0	0
010	012	Utility	MACRS 5	2023	010 Atmos Regulated Shared Services	Federal	012 1010 GENL Communication	V2001	MACRS 5	16008	16008	16008	0	0	0
010	012	Utility	AMT 5	2023	010 Atmos Regulated Shared Services	AMT	012 1010 GENL Communication	V2001	AMT 5	16008	16008	16008	0	0	0
010	012	Utility	MACRS 5	2023	010 Atmos Regulated Shared Services	Federal	012 1010 GENL Computers HW	V2001	MACRS 5	43385.88	43385.88	43385.88	0	0	0
010	012	Utility	AMT 5	2023	010 Atmos Regulated Shared Services	AMT	012 1010 GENL Computers HW	V2001	AMT 5	43385.88	43385.88	43385.88	0	0	0
010	012	Utility	MACRS 5	2023	010 Atmos Regulated Shared Services	Federal	012 1010 GENL Computers HW	V2001	MACRS 5	30449.09	30449.09	30449.09	0	0	0
010	012	Utility	AMT 5	2023	010 Atmos Regulated Shared Services	AMT	012 1010 GENL Computers HW	V2001	AMT 5	30449.09	30449.09	30449.09	0	0	0
010	012	Utility	SL 3	2023	010 Atmos Regulated Shared Services	Federal	012 1010 GENL Computers SW	V2001	SL 3	0	0	0	0	0	0
010	012	Utility	SL 3	2023	010 Atmos Regulated Shared Services	Federal	012 1010 GENL Computers SW	V2001	SL 3	0	0	0	0	0	0
010	012	Utility	SL 3	2023	010 Atmos Regulated Shared Services	Federal	012 1010 GENL Computers SW	V2001	SL 3	15233.51	15233.51	15233.51	0	0	0
010	012	Utility	SL 3	2023	010 Atmos Regulated Shared Services	Federal	012 1010 GENL Computers SW	V2001	SL 3	23898.27	23898.27	23898.27	0	0	0
010	012	Utility	MACRS 7	2023	010 Atmos Regulated Shared Services	Federal	012 1010 GENL Misc	V2001	MACRS 7	-3504	-3504	-3504	0	0	0
010	012	Utility	AMT 7	2023	010 Atmos Regulated Shared Services	AMT	012 1010 GENL Misc	V2001	AMT 7	-3504	-3504	-3504	0	0	0
010	002	Utility	MACRS 5	2023	010 Atmos Regulated Shared Services	Federal	002 1010 GENL Communication	V2002	MACRS 5	-7082.72	-2237.99	-2237.99	0	0	0
010	002	Utility	AMT 5	2023	010 Atmos Regulated Shared Services	AMT	002 1010 GENL Communication	V2002	AMT 5	-7082.72	-2237.99	-2237.99	0	0	0
010	002	Utility	MACRS 7	2023	010 Atmos Regulated Shared Services	Federal	002 1010 GENL Computers HW	V2002	MACRS 7	0	0	0	0	0	0
010	002	Utility	AMT 7	2023	010 Atmos Regulated Shared Services	AMT	002 1010 GENL Computers HW	V2002	AMT 7	0	0	0	0	0	0
010	002	Utility	MACRS 5	2023	010 Atmos Regulated Shared Services	Federal	002 1010 GENL Computers HW	V2002	MACRS 5	0	0	0	0	0	0
010	002	Utility	AMT 5	2023	010 Atmos Regulated Shared Services	AMT	002 1010 GENL Computers HW	V2002	AMT 5	0	0	0	0	0	0
010	002	Utility	SL 3	2023	010 Atmos Regulated Shared Services	Federal	002 1010 GENL Computers SW	V2002	SL 3	0	0	0	0	0	0
010	002	Utility	MACRS 39	2023	010 Atmos Regulated Shared Services	Federal	002 1010 GENL Structures	V2002	MACRS 39	0	-0.01	-0.01	0	0	0
010	002	Utility	MACRS 39	2023	010 Atmos Regulated Shared Services	Federal	002 1010 GENL Structures	V2002	MACRS 39 TXU	0	0	0	0	0	0
010	002	Utility	MACRS 15	2023	010 Atmos Regulated Shared Services	Federal	002 TAXX ADJU IRS	V2002	MACRS 15	0	2938703	2938703	0	0	0
010	012	Utility	MACRS 5	2023	010 Atmos Regulated Shared Services	Federal	012 1010 GENL Communication	V2002	MACRS 5	1642.48	518.99	518.99	0	0	0
010	012	Utility	AMT 5	2023	010 Atmos Regulated Shared Services	AMT	012 1010 GENL Communication	V2002	AMT 5	1642.48	518.98	518.98	0	0	0
010	012	Utility	SL 3	2023	010 Atmos Regulated Shared Services	Federal	012 1010 GENL Computers SW	V2002	SL 3	0	0	0	0	0	0
010	002	Utility	MACRS 5	2023	010 Atmos Regulated Shared Services	Federal	002 1010 GENL Computers HW	V2002 30%	MACRS 5	0	0	0	0	0	0
010	002	Utility	MACRS 5	2023	010 Atmos Regulated Shared Services	State No E	002 1010 GENL Computers HW	V2002 30%	MACRS 5	0	0	0	0	0	0
010	002	Utility	SL 3	2023	010 Atmos Regulated Shared Services	Federal	002 1010 GENL Computers SW	V2002 30%	SL 3	0	0	0	0	0	0
010	002	Utility	SL 3	2023	010 Atmos Regulated Shared Services	State No E	002 1010 GENL Computers SW	V2002 30%	SL 3	0	0	0	0	0	0
010	002	Utility	SL 3	2023	010 Atmos Regulated Shared Services	Federal	002 1010 GENL Computers SW	V2002 30%	SL 3	0	0	0	0	0	0
010	002	Utility	SL 3	2023	010 Atmos Regulated Shared Services	State No E	002 1010 GENL Computers SW	V2002 30%	SL 3	0	0	0	0	0	0
010	002	Utility	MACRS 5	2023	010 Atmos Regulated Shared Services	Federal	002 1010 GENL Office 5	V2002 30%	MACRS 5	0	0	0	0	0	0
010	002	Utility	MACRS 5	2023	010 Atmos Regulated Shared Services	State No E	002 1010 GENL Office 5	V2002 30%	MACRS 5	0	0	0	0	0	0
010	002	Utility	MACRS 7	2023	010 Atmos Regulated Shared Services	Federal	002 1010 GENL Office 7	V2002 30%	MACRS 7	0	0.01	0.01	0	0	0
010	002	Utility	MACRS 7	2023	010 Atmos Regulated Shared Services	State No E	002 1010 GENL Office 7	V2002 30%	MACRS 7	0	0.02	0.02	0	0	0
010	002	Utility	MACRS 39	2023	010 Atmos Regulated Shared Services	Federal	002 1010 GENL Structures	V2002 30%	MACRS 39	0	-0.01	0	0	0	0
010	002	Utility	MACRS 39	2023	010 Atmos Regulated Shared Services	State No E	002 1010 GENL Structures	V2002 30%	MACRS 39	0	-0.01	0	0	0	0
010	012	Utility	MACRS 5	2023	010 Atmos Regulated Shared Services	Federal	012 1010 GENL Communication	V2002 30%	MACRS 5	0	0	0	0	0	0
010	012	Utility	MACRS 5	2023	010 Atmos Regulated Shared Services	State No E	012 1010 GENL Communication	V2002 30%	MACRS 5	0	0	0	0	0	0
010	012	Utility	MACRS 5	2023	010 Atmos Regulated Shared Services	Federal	012 1010 GENL Computers HW	V2002 30%	MACRS 5	0.03	0.02	0.02	0	0	0
010	012	Utility	MACRS 5	2023	010 Atmos Regulated Shared Services	State No E	012 1010 GENL Computers HW	V2002 30%	MACRS 5	0.03	0.03	0.03	0	0	0
010	012	Utility	SL 3	2023	010 Atmos Regulated Shared Services	Federal	012 1010 GENL Computers SW	V2002 30%	SL 3	0	0	0	0	0	0
010	012	Utility	SL 3	2023	010 Atmos Regulated Shared Services	State No E	012 1010 GENL Computers SW	V2002 30%	SL 3	0	0	0	0	0	0
010	012	Utility	SL 3	2023	010 Atmos Regulated Shared Services	Federal	012 1010 GENL Computers SW	V2002 30%	SL 3	0	0	0	0	0	0
010	012	Utility	SL 3	2023	010 Atmos Regulated Shared Services	State No E	012 1010 GENL Computers SW	V2002 30%	SL 3	0	0	0	0	0	0
010	002	Utility	MACRS 5	2023	010 Atmos Regulated Shared Services	Federal	002 1010 GENL Computers HW	V2003 30%	MACRS 5	0	0	0	0	0	0
010	002	Utility	MACRS 5	2023	010 Atmos Regulated Shared Services	State No E	002 1010 GENL Computers HW	V2003 30%	MACRS 5	0	0	0	0	0	0
010	002	Utility	MACRS 5	2023	010 Atmos Regulated Shared Services	Federal	002 1010 GENL Computers HW	V2003 30%	MACRS 5	0	0	0	0	0	0

010	002	Utility	MACRS 5	2023	010	Atmos Regulated Shared Services	State No E	002	1010	GENL	Computers HW	V2003 30%	MACRS 5		0	0	0	0	0	0
010	002	Utility	MACRS 5	2023	010	Atmos Regulated Shared Services	Federal	002	1010	GENL	Computers HW	V2003 30%	MACRS 5		0	0	0	0	0	0
010	002	Utility	MACRS 5	2023	010	Atmos Regulated Shared Services	State No E	002	1010	GENL	Computers HW	V2003 30%	MACRS 5		0	0	0	0	0	0
010	002	Utility	SL 3	2023	010	Atmos Regulated Shared Services	Federal	002	1010	GENL	Computers SW	V2003 30%	SL 3		0	0	0	0	0	0
010	002	Utility	SL 3	2023	010	Atmos Regulated Shared Services	State No E	002	1010	GENL	Computers SW	V2003 30%	SL 3		0	-0.02	-0.02	0	0	0
010	002	Utility	SL 3	2023	010	Atmos Regulated Shared Services	Federal	002	1010	GENL	Computers SW	V2003 30%	SL 3		0	0	0	0	0	0
010	002	Utility	SL 3	2023	010	Atmos Regulated Shared Services	State No E	002	1010	GENL	Computers SW	V2003 30%	SL 3		0	0	0	0	0	0
010	002	Utility	MACRS 7	2023	010	Atmos Regulated Shared Services	Federal	002	1010	GENL	Misc	V2003 30%	MACRS 7		8129.81	4958.29	4958.29	0	0	0
010	002	Utility	MACRS 7	2023	010	Atmos Regulated Shared Services	State No E	002	1010	GENL	Misc	V2003 30%	MACRS 7		8129.81	7083.27	7083.27	0	0	0
010	002	Utility	MACRS 7	2023	010	Atmos Regulated Shared Services	Federal	002	1010	GENL	Office 7	V2003 30%	MACRS 7		0	-0.01	-0.01	0	0	0
010	002	Utility	MACRS 7	2023	010	Atmos Regulated Shared Services	State No E	002	1010	GENL	Office 7	V2003 30%	MACRS 7		0	-0.01	-0.01	0	0	0
010	002	Utility	MACRS 39	2023	010	Atmos Regulated Shared Services	Federal	002	1010	GENL	Structures	V2003 30%	MACRS 39 OCT	37803	4322.58	3208.81	1641.98	82.27	0	0
010	002	Utility	MACRS 39	2023	010	Atmos Regulated Shared Services	State No E	002	1010	GENL	Structures	V2003 30%	MACRS 39 OCT	37803	4322.58	3208.81	1641.98	82.27	0	0
010	002	Utility	MACRS 39	2023	010	Atmos Regulated Shared Services	Federal	002	1010	GENL	Structures	V2003 30%	MACRS 39 DEC	37865	4766.13	3538.07	1795.48	90.72	0	0
010	002	Utility	MACRS 39	2023	010	Atmos Regulated Shared Services	State No E	002	1010	GENL	Structures	V2003 30%	MACRS 39 DEC	37865	4766.13	3538.07	1795.48	90.72	0	0
010	012	Utility	MACRS 5	2023	010	Atmos Regulated Shared Services	Federal	012	1010	GENL	Communication	V2003 30%	MACRS 5		86486.63	63121.57	63121.57	0	0	0
010	012	Utility	MACRS 5	2023	010	Atmos Regulated Shared Services	State No E	012	1010	GENL	Communication	V2003 30%	MACRS 5		86486.63	86486.63	86486.63	0	0	0
010	012	Utility	MACRS 5	2023	010	Atmos Regulated Shared Services	Federal	012	1010	GENL	Computers HW	V2003 30%	MACRS 5		2685.99	2027.8	2027.8	0	0	0
010	012	Utility	MACRS 5	2023	010	Atmos Regulated Shared Services	State No E	012	1010	GENL	Computers HW	V2003 30%	MACRS 5		2685.99	2685.99	2685.99	0	0	0
010	012	Utility	MACRS 5	2023	010	Atmos Regulated Shared Services	Federal	012	1010	GENL	Computers HW	V2003 30%	MACRS 5		75503.57	56334.88	56334.88	0	0	0
010	012	Utility	MACRS 5	2023	010	Atmos Regulated Shared Services	State No E	012	1010	GENL	Computers HW	V2003 30%	MACRS 5		75503.57	75503.57	75503.57	0	0	0
010	012	Utility	SL 3	2023	010	Atmos Regulated Shared Services	Federal	012	1010	GENL	Computers SW	V2003 30%	SL 3		0	0	0	0	0	0
010	012	Utility	SL 3	2023	010	Atmos Regulated Shared Services	State No E	012	1010	GENL	Computers SW	V2003 30%	SL 3		0	0	0	0	0	0
010	012	Utility	MACRS 5	2023	010	Atmos Regulated Shared Services	Federal	012	1010	GENL	Office 7	V2003 30%	MACRS 5		42762.34	26407.33	26407.33	0	0	0
010	012	Utility	MACRS 5	2023	010	Atmos Regulated Shared Services	State No E	012	1010	GENL	Office 7	V2003 30%	MACRS 5		42762.34	37724.76	37724.76	0	0	0
010	012	Utility	MACRS 39	2023	010	Atmos Regulated Shared Services	Federal	012	1010	GENL	Structures	V2003 30%	MACRS 39 SEP	37773	0	0	0	0	0	0
010	012	Utility	MACRS 39	2023	010	Atmos Regulated Shared Services	State No E	012	1010	GENL	Structures	V2003 30%	MACRS 39 SEP	37773	0	0	0	0	0	0
010	012	Utility	MACRS 39	2023	010	Atmos Regulated Shared Services	Federal	012	1010	GENL	Structures	V2003 30%	MACRS 39 DEC	37865	0	0	0	0	0	0
010	012	Utility	MACRS 39	2023	010	Atmos Regulated Shared Services	State No E	012	1010	GENL	Structures	V2003 30%	MACRS 39 DEC	37865	0	0	0	0	0	0
010	002	Utility	MACRS 5	2023	010	Atmos Regulated Shared Services	Federal	002	1010	GENL	Communication	V2003 50%	MACRS 5		0	0	0	0	0	0
010	002	Utility	MACRS 5	2023	010	Atmos Regulated Shared Services	State No E	002	1010	GENL	Communication	V2003 50%	MACRS 5		0	0	0	0	0	0
010	002	Utility	MACRS 5	2023	010	Atmos Regulated Shared Services	Federal	002	1010	GENL	Computers HW	V2003 50%	MACRS 5		0	0	0	0	0	0
010	002	Utility	MACRS 5	2023	010	Atmos Regulated Shared Services	State No E	002	1010	GENL	Computers HW	V2003 50%	MACRS 5		0	0	0	0	0	0
010	002	Utility	MACRS 5	2023	010	Atmos Regulated Shared Services	Federal	002	1010	GENL	Computers HW	V2003 50%	MACRS 5		0	0	0	0	0	0
010	002	Utility	MACRS 5	2023	010	Atmos Regulated Shared Services	State No E	002	1010	GENL	Computers HW	V2003 50%	MACRS 5		0	0	0	0	0	0
010	002	Utility	MACRS 5	2023	010	Atmos Regulated Shared Services	Federal	002	1010	GENL	Computers HW	V2003 50%	MACRS 5		0	0	0	0	0	0
010	002	Utility	MACRS 5	2023	010	Atmos Regulated Shared Services	State No E	002	1010	GENL	Computers HW	V2003 50%	MACRS 5		0	0	0	0	0	0
010	002	Utility	SL 3	2023	010	Atmos Regulated Shared Services	Federal	002	1010	GENL	Computers SW	V2003 50%	SL 3		0	0.01	0.01	0	0	0
010	002	Utility	SL 3	2023	010	Atmos Regulated Shared Services	State No E	002	1010	GENL	Computers SW	V2003 50%	SL 3		0	0	0	0	0	0
010	002	Utility	SL 3	2023	010	Atmos Regulated Shared Services	Federal	002	1010	GENL	Computers SW	V2003 50%	SL 3		0	0.02	0.02	0	0	0
010	002	Utility	SL 3	2023	010	Atmos Regulated Shared Services	State No E	002	1010	GENL	Computers SW	V2003 50%	SL 3		0	0	0	0	0	0
010	002	Utility	SL 3	2023	010	Atmos Regulated Shared Services	Federal	002	1010	GENL	Computers SW	V2003 50%	SL 3		0	0.01	0.01	0	0	0
010	002	Utility	SL 3	2023	010	Atmos Regulated Shared Services	State No E	002	1010	GENL	Computers SW	V2003 50%	SL 3		0	0	0	0	0	0
010	002	Utility	MACRS 7	2023	010	Atmos Regulated Shared Services	Federal	002	1010	GENL	Misc	V2003 50%	MACRS 7		692.72	301.79	301.79	0	0	0
010	002	Utility	MACRS 7	2023	010	Atmos Regulated Shared Services	State No E	002	1010	GENL	Misc	V2003 50%	MACRS 7		692.72	603.55	603.55	0	0	0
010	002	Utility	MACRS 7	2023	010	Atmos Regulated Shared Services	Federal	002	1010	GENL	Office 7	V2003 50%	MACRS 7		0	0.01	0.01	0	0	0
010	002	Utility	MACRS 7	2023	010	Atmos Regulated Shared Services	State No E	002	1010	GENL	Office 7	V2003 50%	MACRS 7		0	0	0	0	0	0
010	002	Utility	MACRS 39	2023	010	Atmos Regulated Shared Services	Federal	002	1010	GENL	Structures	V2003 50%	MACRS 39 SEP	37773	0	0	0	0	0	0
010	002	Utility	MACRS 39	2023	010	Atmos Regulated Shared Services	State No E	002	1010	GENL	Structures	V2003 50%	MACRS 39 SEP	37773	0	0	0	0	0	0
010	002	Utility	MACRS 39	2023	010	Atmos Regulated Shared Services	Federal	002	1010	GENL	Structures	V2003 50%	MACRS 39 OCT	37803	0	0	0	0	0	0
010	002	Utility	MACRS 39	2023	010	Atmos Regulated Shared Services	State No E	002	1010	GENL	Structures	V2003 50%	MACRS 39 OCT	37803	0	0	0	0	0	0
010	002	Utility	MACRS 39	2023	010	Atmos Regulated Shared Services	Federal	002	1010	GENL	Structures	V2003 50%	MACRS 39 DEC	37865	13006.8	9655.42	4899.66	247.56	0	0
010	002	Utility	MACRS 39	2023	010	Atmos Regulated Shared Services	State No E	002	1010	GENL	Structures	V2003 50%	MACRS 39 DEC	37865	13006.8	9655.42	4899.66	247.56	0	0
010	002	Utility	MACRS 39	2023	010	Atmos Regulated Shared Services	Federal	002	1010	GENL	Structures	V2003 50%	MACRS 39 JAN	37895	0	0	0	0	0	0
010	002	Utility	MACRS 39	2023	010	Atmos Regulated Shared Services	State No E	002	1010	GENL	Structures	V2003 50%	MACRS 39 JAN	37895	0	0	0	0	0	0
010	012	Utility	MACRS 5	2023	010	Atmos Regulated Shared Services	Federal	012	1010	GENL	Communication	V2003 50%	MACRS 5		1063.68	584.75	584.75	0	0	0
010	012	Utility	MACRS 5	2023	010	Atmos Regulated Shared Services	State No E	012	1010	GENL	Communication	V2003 50%	MACRS 5		1063.68	1063.68	1063.68	0	0	0
010	002	Utility	MACRS 5	2023	010	Atmos Regulated Shared Services	Federal	002	1010	GENL	Communication	V2003 NQ	MACRS 5		0	0	0	0	0	0
010	002	Utility	AMT 5	2023	010	Atmos Regulated Shared Services	AMT	002	1010	GENL	Communication	V2003 NQ	AMT 5		0	0	0	0	0	0
010	002	Utility	MACRS 5	2023	010	Atmos Regulated Shared Services	Federal	002	1010	GENL	Computers HW	V2003 NQ	MACRS 5		0	0.01	0.01	0	0	0
010	002	Utility	AMT 5	2023	010	Atmos Regulated Shared Services	AMT	002	1010	GENL	Computers HW	V2003 NQ	AMT 5		0	0	0	0	0	0
010	002	Utility	MACRS 5	2023	010	Atmos Regulated Shared Services	Federal	002	1010	GENL	Computers HW	V2003 NQ	MACRS 5		0	0	0	0	0	0
010	002	Utility	AMT 5	2023	010	Atmos Regulated Shared Services	AMT	002	1010	GENL	Computers HW	V2003 NQ	AMT 5		0	0	0	0	0	0
010	002	Utility	MACRS 5	2023	010	Atmos Regulated Shared Services	Federal	002	1010	GENL	Computers HW	V2003 NQ	MACRS 5		0	0	0	0	0	0
010	002	Utility	AMT 5	2023	010	Atmos Regulated Shared Services	AMT	002	1010	GENL	Computers HW	V2003 NQ	AMT 5		0	0	0	0	0	0
010	002	Utility	SL 3	2023	010	Atmos Regulated Shared Services	Federal	002	1010	GENL	Computers SW	V2003 NQ	SL 3		0	0	0	0	0	0
010	002	Utility	SL 3	2023	010	Atmos Regulated Shared Services	Federal	002	1010	GENL	Computers SW	V2003 NQ	SL 3		0	0	0	0	0	0
010	002	Utility	MACRS 7	2023	010	Atmos Regulated Shared Services	Federal	002	1010	GENL	Misc	V2003 NQ	MACRS 7		308.55	268.82	268.82	0	0	0
010	002	Utility	AMT 7	2023	010	Atmos Regulated Shared Services	AMT	002	1010	GENL	Misc	V2003 NQ	AMT 7		308.55	268.83	268.83	0	0	0
010	002	Utility	MACRS 7	2023	010	Atmos Regulated Shared Services	Federal	002	1010	GENL	Office 7	V2003 NQ	MACRS 7		0	0	0	0	0	0
010	002	Utility	AMT 7	2023	010	Atmos Regulated Shared Services	AMT	002	1010	GENL	Office 7	V2003 NQ	AMT 7		0	0	0	0	0	0
010	002	Utility	MACRS 39	2023	010	Atmos Regulated Shared Services	Federal	002	1010	GENL	Structures	V2003 NQ	MACRS 39 DEC	9/1/2003 0:00	69224.73	51388	26077.39	1317.59	0	0
010	002	Utility	MACRS 39	2023	010	Atmos Regulated Shared Services	Federal	002	1010	GENL	Structures	V2003 NQ	MACRS 39 JAN	10/1/2003 0:00	342.81	254.48	128.52	6.52	0	0
010	012	Utility	MACRS 5	2023	010	Atmos Regulated Shared Services	Federal	012	1010	GENL	Communication	V2003 NQ	MACRS 5		48104.29	48104.29	48104.29	0	0	0
010	012	Utility	AMT 5	2023	010	Atmos Regulated Shared Services	AMT	012	1010	GENL	Communication	V2003 NQ	AMT 5		48104.29	48104.29	48104.29	0	0	0
010	012	Utility	MACRS 5	2023	010	Atmos Regulated Shared Services	Federal	012	1010	GENL	Computers HW	V2003 NQ	MACRS 5		131585.5	139011.02	139011.02	0	0	0
010	012	Utility	AMT 5	2023	010	Atmos Regulated Shared Services	AMT	012	1010	GENL	Computers HW	V2003 NQ	AMT 5		131585.5	139011.02	139011.02	0	0	0
010	012	Utility	SL 3	2023	010	Atmos Regulated Shared Services	Federal	012	1010	GENL	Computers SW	V2003 NQ	SL 3		0	0	0	0	0	0
010	012	Utility	MACRS 7	2023	010	Atmos Regulated Shared Services	Federal	012	1010	GENL	Misc	V2003 NQ	MACRS 7		91.08	79.36	79.36	0	0	0
010	012	Utility	AMT 7	2023	010	Atmos Regulated Shared Services	AMT	012	1010	GENL	Misc	V2003 NQ	AMT 7		91.08	79.35	79.35	0	0	0
010	012	Utility	MACRS 7	2023	010	Atmos Regulated Shared Services	Federal	012	1010	GENL	Office 7	V2003 NQ	MACRS 7		54735	54735	54735	0	0	0
010	012	Utility	AMT 7	2023	010	Atmos Regulated Shared Services	AMT	012	1010	GENL	Office 7	V2003 NQ	AMT 7		54735	54735	54735	0	0	0
010	002	Utility	MACRS 5	2023	010	Atmos Regulated Shared Services	Federal	002	1010	GENL	Communication	V2004 50%	MACRS 5		0	0	0	0	0	0
010	002	Utility	MACRS 5	2023	010	Atmos Regulated Shared Services	State No E	002	1010	GENL	Communication	V2004 50%	MACRS 5		0	0	0	0	0	0
010	002	Utility	MACRS 5	2023	010	Atmos Regulated Shared Services	Federal	002	1010	GENL	Computers HW	V2004 50%	MACRS 5		0	0.02	0.02	0	0	0
010	002	Utility	MACRS 5	2023	010	Atmos Regulated Shared Services	State No E	002	1010	GENL	Computers HW	V2004 50%	MACRS 5		0	0.01	0.01	0	0	0
010	002	Utility	MACRS 5	2023	010	Atmos Regulated Shared Services	Federal	002	1010	GENL	Computers HW	V2004 50%	MACRS 5		0	0	0	0	0	0
010	002	Utility	MACRS 5	2023	010	Atmos Regulated Shared Services	State No E	002	1010	GENL	Computers HW	V2004 50%	MACRS 5		0	0	0	0	0	0
010	002	Utility	MACRS 5	2023	010	Atmos Regulated Shared Services	Federal	002	1010	GENL	Computers HW	V2004 50%	MACRS 5		0	0.01	0.01	0	0	0
010	002	Utility	MACRS 5	2023	010	Atmos Regulated Shared Services	State No E	002	1010	GENL	Computers HW	V2004 50%	MACRS 5		0	-0.01	-0.01	0	0	0
010	002	Utility	SL 3	2023	010	Atmos Regulated Shared Services	Federal	002	1010	GENL	Computers SW	V2004 50%	SL 3		0	0.01	0.01	0	0	0
010	002	Utility	SL 3	2023	010	Atmos Regulated Shared Services	State No E	002	1010	GENL	Computers SW	V2004 50%	SL 3		0	0	0	0	0	0

010	002	Utility	SL 3	2023	010 Atmos Regulated Shared Services	Federal	002	1010 GENL Computers SW	V2004 50%	SL 3			0	0	0	0	0	0
010	002	Utility	SL 3	2023	010 Atmos Regulated Shared Services	State No E	002	1010 GENL Computers SW	V2004 50%	SL 3			0	0	0	0	0	0
010	002	Utility	SL 3	2023	010 Atmos Regulated Shared Services	Federal	002	1010 GENL Computers SW	V2004 50%	SL 3			0	0.01	0.01	0	0	0
010	002	Utility	SL 3	2023	010 Atmos Regulated Shared Services	State No E	002	1010 GENL Computers SW	V2004 50%	SL 3			0	0.01	0.01	0	0	0
010	002	Utility	MACRS 7	2023	010 Atmos Regulated Shared Services	Federal	002	1010 GENL Office 7	V2004 50%	MACRS 7			0	0.01	0.01	0	0	0
010	002	Utility	MACRS 7	2023	010 Atmos Regulated Shared Services	State No E	002	1010 GENL Office 7	V2004 50%	MACRS 7			0	0	0	0	0	0
010	002	Utility	MACRS 39	2023	010 Atmos Regulated Shared Services	Federal	002	1010 GENL Structures	V2004 50%	MACRS 39 JUL		37712	0	0	0	0	0	0
010	002	Utility	MACRS 39	2023	010 Atmos Regulated Shared Services	State No E	002	1010 GENL Structures	V2004 50%	MACRS 39 OCT		37712	0	0	0	0	0	0
010	002	Utility	MACRS 39	2023	010 Atmos Regulated Shared Services	Federal	002	1010 GENL Structures	V2004 50%	MACRS 39 AUG		37742	32556.69	32556.7	15130.07	834.75	0	0
010	002	Utility	MACRS 39	2023	010 Atmos Regulated Shared Services	State No E	002	1010 GENL Structures	V2004 50%	MACRS 39 OCT		37742	32556.69	32556.7	15825.48	834.75	0	0
010	012	Utility	MACRS 5	2023	010 Atmos Regulated Shared Services	Federal	012	1010 GENL Communication	V2004 50%	MACRS 5			13603.23	7683.54	7683.54	0	0	0
010	012	Utility	MACRS 5	2023	010 Atmos Regulated Shared Services	State No E	012	1010 GENL Communication	V2004 50%	MACRS 5			13603.23	13603.23	13603.23	0	0	0
010	012	Utility	MACRS 5	2023	010 Atmos Regulated Shared Services	Federal	012	1010 GENL Computers HW	V2004 50%	MACRS 5			0	0	0	0	0	0
010	012	Utility	MACRS 5	2023	010 Atmos Regulated Shared Services	State No E	012	1010 GENL Computers HW	V2004 50%	MACRS 5			0	0	0	0	0	0
010	012	Utility	MACRS 5	2023	010 Atmos Regulated Shared Services	Federal	012	1010 GENL Computers HW	V2004 50%	MACRS 5			13870.38	7843.17	7843.17	0	0	0
010	012	Utility	MACRS 5	2023	010 Atmos Regulated Shared Services	State No E	012	1010 GENL Computers HW	V2004 50%	MACRS 5			13870.38	13870.38	13870.38	0	0	0
010	012	Utility	SL 3	2023	010 Atmos Regulated Shared Services	Federal	012	1010 GENL Computers SW	V2004 50%	SL 3			0	0	0	0	0	0
010	012	Utility	SL 3	2023	010 Atmos Regulated Shared Services	State No E	012	1010 GENL Computers SW	V2004 50%	SL 3			0	0	0	0	0	0
010	012	Utility	SL 3	2023	010 Atmos Regulated Shared Services	Federal	012	1010 GENL Computers SW	V2004 50%	SL 3			123706.94	54915.29	54915.29	0	0	0
010	012	Utility	SL 3	2023	010 Atmos Regulated Shared Services	State No E	012	1010 GENL Computers SW	V2004 50%	SL 3			123706.94	109830.61	109830.61	0	0	0
010	012	Utility	MACRS 39	2023	010 Atmos Regulated Shared Services	Federal	012	1010 GENL Structures	V2004 50%	MACRS 39 DEC		37865	41434.27	41434.27	19963.78	1062.37	0	0
010	012	Utility	MACRS 39	2023	010 Atmos Regulated Shared Services	State No E	012	1010 GENL Structures	V2004 50%	MACRS 39 DEC		37865	41434.27	41434.27	19963.78	1062.37	0	0
010	002	Utility	MACRS 5	2023	010 Atmos Regulated Shared Services	Federal	002	1010 GENL Computers HW	V2004 NQ	MACRS 5			0	0	0	0	0	0
010	002	Utility	AMT 5	2023	010 Atmos Regulated Shared Services	AMT	002	1010 GENL Computers HW	V2004 NQ	AMT 5			0	0	0	0	0	0
010	002	Utility	MACRS 5	2023	010 Atmos Regulated Shared Services	Federal	002	1010 GENL Computers HW	V2004 NQ	MACRS 5			0	0	0	0	0	0
010	002	Utility	AMT 5	2023	010 Atmos Regulated Shared Services	AMT	002	1010 GENL Computers HW	V2004 NQ	AMT 5			0	0	0	0	0	0
010	002	Utility	SL 3	2023	010 Atmos Regulated Shared Services	Federal	002	1010 GENL Computers SW	V2004 NQ	SL 3			0	0	0	0	0	0
010	002	Utility	SL 3	2023	010 Atmos Regulated Shared Services	Federal	002	1010 GENL Computers SW	V2004 NQ	SL 3			-217141.31	-216117.56	-216117.56	0	0	0
010	002	Utility	MACRS 7	2023	010 Atmos Regulated Shared Services	Federal	002	1010 GENL Misc	V2004 NQ	MACRS 7 TXU			12217.49	10717.7	10717.7	0	0	0
010	002	Utility	MACRS 7	2023	010 Atmos Regulated Shared Services	Federal	002	1010 GENL Office 7	V2004 NQ	MACRS 7			-2766.11	-471.11	-471.11	0	0	0
010	002	Utility	AMT 7	2023	010 Atmos Regulated Shared Services	AMT	002	1010 GENL Office 7	V2004 NQ	AMT 7			-2766.11	-471.11	-471.11	0	0	0
010	002	Utility	MACRS 39	2023	010 Atmos Regulated Shared Services	Federal	002	1010 GENL Structures	V2004 NQ	MACRS 39 TXU			0	0	0	0	0	0
010	002	Utility	MACRS 39	2023	010 Atmos Regulated Shared Services	Federal	002	1010 GENL Structures	V2004 NQ	MACRS 39 JUN		37681	-6576.29	-6576.29	-3084.35	-168.62	0	0
010	002	Utility	MACRS 39	2023	010 Atmos Regulated Shared Services	Federal	002	1010 GENL Structures	V2004 NQ	MACRS 39 JUL		37712	4509.82	4509.82	2105.45	115.63	0	0
010	002	Utility	MACRS 39	2023	010 Atmos Regulated Shared Services	Federal	002	1010 GENL Structures	V2004 NQ	MACRS 39 SEP		37773	4146.75	4146.75	1918.23	106.32	0	0
010	002	Utility	MACRS 39	2023	010 Atmos Regulated Shared Services	Federal	002	1010 GENL Structures	V2004 NQ	MACRS 39 DEC		37865	-18061.96	-18061.96	-8702.64	-463.11	0	0
010	002	Utility	MACRS 39	2023	010 Atmos Regulated Shared Services	Federal	002	1010 GENL Structures	V2004 NQ	MACRS 39 DEC		37865	0	74192	35747.14	1902.28	0	0
010	012	Utility	MACRS 5	2023	010 Atmos Regulated Shared Services	Federal	012	1010 GENL Communication	V2004 NQ	MACRS 5			772.19	772.19	772.19	0	0	0
010	012	Utility	AMT 5	2023	010 Atmos Regulated Shared Services	AMT	012	1010 GENL Communication	V2004 NQ	AMT 5			772.19	772.19	772.19	0	0	0
010	012	Utility	SL 3	2023	010 Atmos Regulated Shared Services	Federal	012	1010 GENL Computers SW	V2004 NQ	SL 3			0	0.05	0.05	0	0	0
010	002	Utility	MACRS 39	2023	010 Atmos Regulated Shared Services	Federal	002	1010 GENL Structures	V2005 30% FY	MACRS 39 APR	4/1/2004 0:00		0	0.01	0	0	0	0
010	002	Utility	MACRS 5	2023	010 Atmos Regulated Shared Services	Federal	002	1010 GENL Communication	V2005 50% FY	MACRS 5			0	0	0	0	0	0
010	002	Utility	MACRS 5	2023	010 Atmos Regulated Shared Services	State No E	002	1010 GENL Communication	V2005 50% FY	MACRS 5			0	0	0	0	0	0
010	002	Utility	MACRS 5	2023	010 Atmos Regulated Shared Services	Federal	002	1010 GENL Computers HW	V2005 50% FY	MACRS 5			0	0.01	0.01	0	0	0
010	002	Utility	MACRS 5	2023	010 Atmos Regulated Shared Services	State No E	002	1010 GENL Computers HW	V2005 50% FY	MACRS 5			0	0	0	0	0	0
010	002	Utility	MACRS 5	2023	010 Atmos Regulated Shared Services	Federal	002	1010 GENL Computers HW	V2005 50% FY	MACRS 5			-13654.88	-6827.44	-6827.44	0	0	0
010	002	Utility	MACRS 5	2023	010 Atmos Regulated Shared Services	State No E	002	1010 GENL Computers HW	V2005 50% FY	MACRS 5			-13654.88	-13654.88	-13654.88	0	0	0
010	002	Utility	MACRS 5	2023	010 Atmos Regulated Shared Services	Federal	002	1010 GENL Computers HW	V2005 50% FY	MACRS 5			-17721.86	-8860.93	-8860.93	0	0	0
010	002	Utility	MACRS 5	2023	010 Atmos Regulated Shared Services	State No E	002	1010 GENL Computers HW	V2005 50% FY	MACRS 5			-17721.86	-17721.86	-17721.86	0	0	0
010	002	Utility	SL 3	2023	010 Atmos Regulated Shared Services	Federal	002	1010 GENL Computers SW	V2005 50% FY	SL 3			-13877.63	-6938.82	-6938.82	0	0	0
010	002	Utility	SL 3	2023	010 Atmos Regulated Shared Services	State No E	002	1010 GENL Computers SW	V2005 50% FY	MACRS 3			-13877.63	-13877.63	-13877.63	0	0	0
010	002	Utility	MACRS 7	2023	010 Atmos Regulated Shared Services	Federal	002	1010 GENL Office 7	V2005 50% FY	MACRS 7			0	0	0	0	0	0
010	002	Utility	MACRS 7	2023	010 Atmos Regulated Shared Services	State No E	002	1010 GENL Office 7	V2005 50% FY	MACRS 7			0	0	0	0	0	0
010	002	Utility	MACRS 39	2023	010 Atmos Regulated Shared Services	Federal	002	1010 GENL Structures	V2005 50% FY	MACRS 39 JAN		37895	-7481.58	-7481.58	-3396.98	-191.83	0	0
010	012	Utility	MACRS 5	2023	010 Atmos Regulated Shared Services	Federal	012	1010 GENL Communication	V2005 50% FY	MACRS 5			0	0	0	0	0	0
010	012	Utility	MACRS 5	2023	010 Atmos Regulated Shared Services	State No E	012	1010 GENL Communication	V2005 50% FY	MACRS 5			0	0.01	0.01	0	0	0
010	012	Utility	SL 3	2023	010 Atmos Regulated Shared Services	Federal	012	1010 GENL Computers SW	V2005 50% FY	MACRS SL 3			-13900.74	-6950.37	-6950.37	0	0	0
010	012	Utility	SL 3	2023	010 Atmos Regulated Shared Services	State No E	012	1010 GENL Computers SW	V2005 50% FY	MACRS 3			-13900.74	-13900.74	-13900.74	0	0	0
010	002	Utility	MACRS 5	2023	010 Atmos Regulated Shared Services	Federal	002	1010 GENL Communication	V2005 NQ FY	MACRS 5			-442337.57	-302518.58	-302518.58	0	0	0
010	002	Utility	AMT 5	2023	010 Atmos Regulated Shared Services	AMT	002	1010 GENL Communication	V2005 NQ FY	AMT 5			-442337.57	-302518.58	-302518.58	0	0	0
010	002	Utility	MACRS 5	2023	010 Atmos Regulated Shared Services	Federal	002	1010 GENL Computers HW	V2005 NQ FY	MACRS 5			0	0	0	0	0	0
010	002	Utility	AMT 5	2023	010 Atmos Regulated Shared Services	AMT	002	1010 GENL Computers HW	V2005 NQ FY	AMT 5			0	0	0	0	0	0
010	002	Utility	MACRS 5	2023	010 Atmos Regulated Shared Services	Federal	002	1010 GENL Computers HW	V2005 NQ FY	MACRS 5			0	0	0	0	0	0
010	002	Utility	AMT 5	2023	010 Atmos Regulated Shared Services	AMT	002	1010 GENL Computers HW	V2005 NQ FY	AMT 5			0	-19851	-19851	0	0	0
010	002	Utility	MACRS 5	2023	010 Atmos Regulated Shared Services	Federal	002	1010 GENL Computers HW	V2005 NQ FY	MACRS 5			0	0	0	0	0	0
010	002	Utility	AMT 5	2023	010 Atmos Regulated Shared Services	AMT	002	1010 GENL Computers HW	V2005 NQ FY	AMT 5			0	166.65	166.65	0	0	0
010	002	Utility	SL 3	2023	010 Atmos Regulated Shared Services	Federal	002	1010 GENL Computers SW	V2005 NQ FY	SL 3			0	0	0	0	0	0
010	002	Utility	MACRS 7	2023	010 Atmos Regulated Shared Services	Federal	002	1010 GENL Office 7	V2005 NQ FY	MACRS 7			0	30	30	0	0	0
010	002	Utility	AMT 7	2023	010 Atmos Regulated Shared Services	AMT	002	1010 GENL Office 7	V2005 NQ FY	AMT 7			0	30	30	0	0	0
010	002	Utility	MACRS 39	2023	010 Atmos Regulated Shared Services	Federal	002	1010 GENL Structures	V2005 NQ FY	MACRS 39 APR		37622	0	0	0	0	0	0
010	002	Utility	MACRS 39	2023	010 Atmos Regulated Shared Services	Federal	002	1010 GENL Structures	V2005 NQ FY	MACRS 39 JAN		37895	0	1187	538.87	30.43	0	0
010	002	Utility	MACRS 39	2023	010 Atmos Regulated Shared Services	Federal	002	1010 GENL Structures	V2005 NQ FY	MACRS 39 DEC		38322	0	164893	75220.95	4227.86	0	0
010	002	Utility	MACRS 15	2023	010 Atmos Regulated Shared Services	Federal	002	TAXX ADJU IRS	V2005 NQ FY	MACRS 15			0	5981013	5981013	0	0	0
010	002	Utility	MACRS 15	2023	010 Atmos Regulated Shared Services	Federal	002	TAXX ADJU IRS	V2005 NQ FY	MACRS 15			0	621643	621643	0	0	0
010	012	Utility	SL 3	2023	010 Atmos Regulated Shared Services	Federal	012	1010 GENL Computers SW	V2005 NQ FY	MACRS SL 3			212764.07	212764.07	212764.07	0	0	0
010	012	Utility	SL 3	2023	010 Atmos Regulated Shared Services	Federal	012	1010 GENL Computers SW	V2005 NQ FY	MACRS SL 3			0	0	0	0	0	0
010	012	Utility	MACRS 39	2023	010 Atmos Regulated Shared Services	Federal	012	1010 GENL Structures	V2005 NQ FY	MACRS 39 APR	1/1/2003 0:00		41601	41601	18621.86	1066.65	0	0
010	002	Utility	MACRS 15	2023	010 Atmos Regulated Shared Services	Federal	002	1010 DIST Mains	V2006 FY	MACRS 15			0	1054647	1054647	0	0	0
010	002	Utility	MACRS 15	2023	010 Atmos Regulated Shared Services	Federal	002	1010 DIST Meas, Reg Sta (Ind)	V2006 FY	MACRS 15			0	0	0	0	0	0
010	002	Utility	MACRS 15	2023	010 Atmos Regulated Shared Services	Federal	002	1010 DIST Services	V2006 FY	MACRS 15			0	0	0	0	0	0
010	002	Utility	MACRS 5	2023	010 Atmos Regulated Shared Services	Federal	002	1010 GENL Computers HW	V2006 FY	MACRS 5			0	0	0	0	0	0
010	002	Utility	AMT 5	2023	010 Atmos Regulated Shared Services	AMT	002	1010 GENL Computers HW	V2006 FY	AMT 5			0	0	0	0	0	0
010	002	Utility	MACRS 5	2023	010 Atmos Regulated Shared Services	Federal	002	1010 GENL Computers HW	V2006 FY	MACRS 5			0	0.01	0.01	0	0	0
010	002	Utility	AMT 5	2023	010 Atmos Regulated Shared Services	AMT	002	1010 GENL Computers HW	V2006 FY	AMT 5			0	0	0	0	0	0
010	002	Utility	MACRS 5	2023	010 Atmos Regulated Shared Services	Federal	002	1010 GENL Computers HW	V2006 FY	MACRS 5			0	0.01	0.01	0	0	0
010	002	Utility	AMT 5	2023	010 Atmos Regulated Shared Services	AMT	002	1010 GENL Computers HW	V2006 FY	AMT 5			0	0	0	0	0	0
010	002	Utility	MACRS 5	2023	010 Atmos Regulated Shared Services	Federal	002	1010 GENL Computers HW	V2006 FY	MACRS 5			0	0.01	0.01	0	0	0
010	002	Utility	AMT 5	2023	010 Atmos Regulated Shared Services	AMT	002	1010 GENL Computers HW	V2006 FY	AMT 5			0	0	0	0	0	0
010	002	Utility	SL 3	2023	010 Atmos Regulated Shared Services	Federal	002	1010 GENL Computers SW	V2006 FY	SL 3			1590641.54	-1701.92	-1701.92	0	0	0
010	002	Utility	SL 3	2023	010 Atmos Regulated Shared Services	Federal	002	1010 GENL Computers SW	V2006 FY	SL 3			324891.7	-347.62	-347.62	0	0	0
010	002	Utility	SL 3	2023	010 Atmos Regulated Shared Services	Federal	002	1010 GENL Computers SW	V2006 FY	SL 3			8157.64	8294.52	8294.52	0	0	0
010	002	Utility	SL 3	2023	010 Atmos Regulated Shared Services	Federal	002	1010 GENL Computers SW	V2006 FY	SL 3			0	0	0	0	0	0

010	002	Utility	SL 3	2023	010 Atmos Regulated Shared Services	Federal	002 1010 GENL Computers SW	V2006 FY	SL 3			-52.12	-51.51	-51.51	0	0	0
010	002	Utility	SL 3	2023	010 Atmos Regulated Shared Services	Federal	002 1010 GENL Computers SW	V2006 FY	SL 3			24212.14	23929.64	23929.64	0	0	0
010	002	Utility	SL 3	2023	010 Atmos Regulated Shared Services	Federal	002 1010 GENL Computers SW	V2006 FY	SL 3			9989.21	9872.66	9872.66	0	0	0
010	002	Utility	SL 3	2023	010 Atmos Regulated Shared Services	Federal	002 1010 GENL Computers SW	V2006 FY	SL 3			1632.18	1659.57	1659.57	0	0	0
010	002	Utility	SL 3	2023	010 Atmos Regulated Shared Services	Federal	002 1010 GENL Computers SW	V2006 FY	SL 3			0	0	0	0	0	0
010	002	Utility	SL 3	2023	010 Atmos Regulated Shared Services	Federal	002 1010 GENL Computers SW	V2006 FY	SL 3			-40359.75	-41036.98	-41036.98	0	0	0
010	002	Utility	SL 3	2023	010 Atmos Regulated Shared Services	Federal	002 1010 GENL Computers SW	V2006 FY	SL 3			0	-0.01	-0.01	0	0	0
010	002	Utility	SL 3	2023	010 Atmos Regulated Shared Services	Federal	002 1010 GENL Computers SW	V2006 FY	SL 3			148278.85	146548.88	146548.88	0	0	0
010	002	Utility	SL 3	2023	010 Atmos Regulated Shared Services	Federal	002 1010 GENL Computers SW	V2006 FY	SL 3			0	0.01	0	0	0	0
010	002	Utility	SL 3	2023	010 Atmos Regulated Shared Services	Federal	002 1010 GENL Computers SW	V2006 FY	SL 3			9.76	9.93	9.93	0	0	0
010	002	Utility	SL 3	2023	010 Atmos Regulated Shared Services	Federal	002 1010 GENL Computers SW	V2006 FY	SL 3			714084.82	714174.83	714174.83	0	0	0
010	002	Utility	SL 3	2023	010 Atmos Regulated Shared Services	Federal	002 1010 GENL Computers SW	V2006 FY	SL 3			2677398.21	-2864.73	-2864.73	0	0	0
010	002	Utility	SL 3	2023	010 Atmos Regulated Shared Services	Federal	002 1010 GENL Computers SW	V2006 FY	SL 3			988.38	1004.95	1004.95	0	0	0
010	002	Utility	SL 3	2023	010 Atmos Regulated Shared Services	Federal	002 1010 GENL Computers SW	V2006 FY	SL 3			30.38	30.9	30.9	0	0	0
010	002	Utility	SL 3	2023	010 Atmos Regulated Shared Services	Federal	002 1010 GENL Computers SW	V2006 FY	SL 3			194663.33	192392.19	192392.19	0	0	0
010	002	Utility	SL 3	2023	010 Atmos Regulated Shared Services	Federal	002 1010 GENL Computers SW	V2006 FY	SL 3			8305.23	8208.34	8208.34	0	0	0
010	002	Utility	SL 3	2023	010 Atmos Regulated Shared Services	Federal	002 1010 GENL Computers SW	V2006 FY	SL 3			0	-0.01	-0.01	0	0	0
010	002	Utility	SL 3	2023	010 Atmos Regulated Shared Services	Federal	002 1010 GENL Computers SW	V2006 FY	SL 3			238.89	236.11	236.11	0	0	0
010	002	Utility	SL 3	2023	010 Atmos Regulated Shared Services	Federal	002 1010 GENL Computers SW	V2006 FY	SL 3			450.85	458.4	458.4	0	0	0
010	002	Utility	SL 3	2023	010 Atmos Regulated Shared Services	Federal	002 1010 GENL Computers SW	V2006 FY	SL 3			22644.84	23024.82	23024.82	0	0	0
010	002	Utility	SL 3	2023	010 Atmos Regulated Shared Services	Federal	002 1010 GENL Computers SW	V2006 FY	SL 3			104713.94	106471.02	106471.02	0	0	0
010	002	Utility	SL 3	2023	010 Atmos Regulated Shared Services	Federal	002 1010 GENL Computers SW	V2006 FY	SL 3			14.44	14.68	14.68	0	0	0
010	002	Utility	SL 3	2023	010 Atmos Regulated Shared Services	Federal	002 1010 GENL Computers SW	V2006 FY	SL 3			20028.09	20364.16	20364.16	0	0	0
010	002	Utility	SL 3	2023	010 Atmos Regulated Shared Services	Federal	002 1010 GENL Computers SW	V2006 FY	SL 3			2026.81	2060.82	2060.82	0	0	0
010	002	Utility	SL 3	2023	010 Atmos Regulated Shared Services	Federal	002 1010 GENL Computers SW	V2006 FY	SL 3			0	0.01	0.01	0	0	0
010	002	Utility	SL 3	2023	010 Atmos Regulated Shared Services	Federal	002 1010 GENL Computers SW	V2006 FY	SL 3			378.04	373.63	373.63	0	0	0
010	002	Utility	SL 3	2023	010 Atmos Regulated Shared Services	Federal	002 1010 GENL Computers SW	V2006 FY	SL 3			66409.05	65634.24	65634.24	0	0	0
010	002	Utility	SL 3	2023	010 Atmos Regulated Shared Services	Federal	002 1010 GENL Computers SW	V2006 FY	SL 3			0	-0.02	-0.02	0	0	0
010	002	Utility	SL 3	2023	010 Atmos Regulated Shared Services	Federal	002 1010 GENL Computers SW	V2006 FY	SL 3			104440.07	103221.57	103221.57	0	0	0
010	002	Utility	SL 3	2023	010 Atmos Regulated Shared Services	Federal	002 1010 GENL Computers SW	V2006 FY	SL 3			356873.65	195923633.9	195923633.9	0	0	0
010	002	Utility	SL 3	2023	010 Atmos Regulated Shared Services	Federal	002 1010 GENL Computers SW	V2006 FY	SL 3			11092.61	11278.74	11278.74	0	0	0
010	002	Utility	SL 3	2023	010 Atmos Regulated Shared Services	Federal	002 1010 GENL Computers SW	V2006 FY	SL 3			3386.44	3443.26	3443.26	0	0	0
010	002	Utility	SL 3	2023	010 Atmos Regulated Shared Services	Federal	002 1010 GENL Computers SW	V2006 FY	SL 3			-44132.24	-43617.34	-43617.34	0	0	0
010	002	Utility	SL 3	2023	010 Atmos Regulated Shared Services	Federal	002 1010 GENL Computers SW	V2006 FY	SL 3			-500900.11	-274993612.4	-274993612.4	0	0	0
010	002	Utility	NONE	2023	010 Atmos Regulated Shared Services	Federal	002 1010 GENL Misc	V2006 FY	NONE			0	0	0	0	0	0
010	002	Utility	MACRS 7	2023	010 Atmos Regulated Shared Services	Federal	002 1010 GENL Misc	V2006 FY	MACRS 7			0	-418004	-418004	0	0	0
010	002	Utility	AMT 7	2023	010 Atmos Regulated Shared Services	AMT	002 1010 GENL Misc	V2006 FY	AMT 7			0	-418004	-418004	0	0	0
010	002	Utility	MACRS 5	2023	010 Atmos Regulated Shared Services	Federal	002 1010 GENL Office 7	V2006 FY	MACRS 5			4579807.43	4551570.16	4551570.16	0	0	0
010	002	Utility	AMT 5	2023	010 Atmos Regulated Shared Services	AMT	002 1010 GENL Office 7	V2006 FY	AMT 5			4579807.43	4551570.14	4551570.14	0	0	0
010	002	Utility	MACRS 7	2023	010 Atmos Regulated Shared Services	Federal	002 1010 GENL Office 7	V2006 FY	MACRS 7			0	0	0	0	0	0
010	002	Utility	AMT 7	2023	010 Atmos Regulated Shared Services	AMT	002 1010 GENL Office 7	V2006 FY	AMT 7			0	0	0	0	0	0
010	002	Utility	MACRS 39	2023	010 Atmos Regulated Shared Services	Federal	002 1010 GENL Structures	V2006 FY	MACRS 39 APR	1/1/2004 0:00		0	56494	23839.96	1448.51	0	0
010	002	Utility	MACRS 39	2023	010 Atmos Regulated Shared Services	Federal	002 1010 GENL Structures	V2006 FY	MACRS 39 MAY	2/1/2004 0:00		0	47029	19745.54	1205.82	0	0
010	002	Utility	MACRS 39	2023	010 Atmos Regulated Shared Services	Federal	002 1010 GENL Structures	V2006 FY	MACRS 39 JUN	3/1/2003 0:00		387767.94	387148.64	161719.71	9926.49	0	0
010	002	Utility	MACRS 39	2023	010 Atmos Regulated Shared Services	Federal	002 1010 GENL Structures	V2006 FY	MACRS 39 DEC	9/1/2003 0:00		0	127685	54973.45	3273.84	0	0
010	002	Non-Utility	NONE	2023	010 Atmos Regulated Shared Services	Federal	002 1210 NONU NonUtility	V2006 FY	NONE			0	0	0	0	0	0
010	002	Non-Utility	NONE	2023	010 Atmos Regulated Shared Services	State No E	002 1210 NONU NonUtility	V2006 FY	NONE			0	0	0	0	0	0
010	012	Utility	MACRS 5	2023	010 Atmos Regulated Shared Services	Federal	012 1010 GENL Communication	V2006 FY	MACRS 5			1087759	1081052.3	1081052.3	0	0	0
010	012	Utility	AMT 5	2023	010 Atmos Regulated Shared Services	AMT	012 1010 GENL Communication	V2006 FY	AMT 5			1087759	1081052.32	1081052.32	0	0	0
010	012	Utility	MACRS 5	2023	010 Atmos Regulated Shared Services	Federal	012 1010 GENL Computers HW	V2006 FY	MACRS 5			26781.23	28930.99	28930.99	0	0	0
010	012	Utility	AMT 5	2023	010 Atmos Regulated Shared Services	AMT	012 1010 GENL Computers HW	V2006 FY	AMT 5			26781.23	28931	28931	0	0	0
010	012	Utility	MACRS 5	2023	010 Atmos Regulated Shared Services	Federal	012 1010 GENL Computers HW	V2006 FY	MACRS 5			3594.68	3612.96	3612.96	0	0	0
010	012	Utility	AMT 5	2023	010 Atmos Regulated Shared Services	AMT	012 1010 GENL Computers HW	V2006 FY	AMT 5			3594.68	3612.97	3612.97	0	0	0
010	012	Utility	SL 3	2023	010 Atmos Regulated Shared Services	Federal	012 1010 GENL Computers SW	V2006 FY	SL 3			-30152.22	32.26	32.26	0	0	0
010	012	Utility	SL 3	2023	010 Atmos Regulated Shared Services	Federal	012 1010 GENL Computers SW	V2006 FY	SL 3			137242.26	135641.04	135641.04	0	0	0
010	012	Utility	SL 3	2023	010 Atmos Regulated Shared Services	Federal	012 1010 GENL Computers SW	V2006 FY	SL 3			6640.11	6562.64	6562.64	0	0	0
010	012	Utility	MACRS 39	2023	010 Atmos Regulated Shared Services	Federal	012 1010 GENL Structures	V2006 FY	MACRS 39 JUN		37681	355461	354893.3	148245.97	9099.46	0	0
010	002	Utility	MACRS 15	2023	010 Atmos Regulated Shared Services	Federal	002 1010 DIST Mains	V2007 FY	MACRS 15			0	141262	141262	0	0	0
010	002	Utility	MACRS 5	2023	010 Atmos Regulated Shared Services	Federal	002 1010 GENL Communication	V2007 FY	MACRS 5			129094.16	120947.64	120947.64	0	0	0
010	002	Utility	AMT 5	2023	010 Atmos Regulated Shared Services	AMT	002 1010 GENL Communication	V2007 FY	AMT 5			129094.16	120947.64	120947.64	0	0	0
010	002	Utility	MACRS 5	2023	010 Atmos Regulated Shared Services	Federal	002 1010 GENL Computers HW	V2007 FY	MACRS 5			0	-0.01	-0.01	0	0	0
010	002	Utility	AMT 5	2023	010 Atmos Regulated Shared Services	AMT	002 1010 GENL Computers HW	V2007 FY	AMT 5			0	0	0	0	0	0
010	002	Utility	MACRS 5	2023	010 Atmos Regulated Shared Services	Federal	002 1010 GENL Computers HW	V2007 FY	MACRS 5			0	0	0	0	0	0
010	002	Utility	AMT 5	2023	010 Atmos Regulated Shared Services	AMT	002 1010 GENL Computers HW	V2007 FY	AMT 5			0	0	0	0	0	0
010	002	Utility	MACRS 5	2023	010 Atmos Regulated Shared Services	Federal	002 1010 GENL Computers HW	V2007 FY	MACRS 5			0	0	0	0	0	0
010	002	Utility	AMT 5	2023	010 Atmos Regulated Shared Services	AMT	002 1010 GENL Computers HW	V2007 FY	AMT 5			0	0	0	0	0	0
010	002	Utility	SL 3	2023	010 Atmos Regulated Shared Services	Federal	002 1010 GENL Computers SW	V2007 FY	SL 3			1118467.61	567448.23	567448.23	0	0	0
010	002	Utility	SL 3	2023	010 Atmos Regulated Shared Services	Federal	002 1010 GENL Computers SW	V2007 FY	SL 3			936376.91	475065.54	475065.54	0	0	0
010	002	Utility	SL 3	2023	010 Atmos Regulated Shared Services	Federal	002 1010 GENL Computers SW	V2007 FY	SL 3			0	0.01	0	0	0	0
010	002	Utility	SL 3	2023	010 Atmos Regulated Shared Services	Federal	002 1010 GENL Computers SW	V2007 FY	SL 3			0	-0.01	0	0	0	0
010	002	Utility	SL 3	2023	010 Atmos Regulated Shared Services	Federal	002 1010 GENL Computers SW	V2007 FY	SL 3			0	-0.01	0	0	0	0
010	002	Utility	SL 3	2023	010 Atmos Regulated Shared Services	Federal	002 1010 GENL Computers SW	V2007 FY	SL 3			161.82	147.85	147.85	0	0	0
010	002	Utility	SL 3	2023	010 Atmos Regulated Shared Services	Federal	002 1010 GENL Computers SW	V2007 FY	SL 3			821.81	750.8	750.8	0	0	0
010	002	Utility	SL 3	2023	010 Atmos Regulated Shared Services	Federal	002 1010 GENL Computers SW	V2007 FY	SL 3			-369124.53	2399.53	2399.53	0	0	0
010	002	Utility	SL 3	2023	010 Atmos Regulated Shared Services	Federal	002 1010 GENL Computers SW	V2007 FY	SL 3			0	0	0	0	0	0
010	002	Utility	SL 3	2023	010 Atmos Regulated Shared Services	Federal	002 1010 GENL Computers SW	V2007 FY	SL 3			2061	1882.92	1882.92	0	0	0
010	002	Utility	SL 3	2023	010 Atmos Regulated Shared Services	Federal	002 1010 GENL Computers SW	V2007 FY	SL 3			85907.61	78484.88	78484.88	0	0	0
010	002	Utility	SL 3	2023	010 Atmos Regulated Shared Services	Federal	002 1010 GENL Computers SW	V2007 FY	SL 3			-388.46	-354.89	-354.89	0	0	0
010	002	Utility	SL 3	2023	010 Atmos Regulated Shared Services	Federal	002 1010 GENL Computers SW	V2007 FY	SL 3			69562.4	60573.66	60573.66	0	0	0
010	002	Utility	SL 3	2023	010 Atmos Regulated Shared Services	Federal	002 1010 GENL Computers SW	V2007 FY	SL 3			373885.25	325572.45	325572.45	0	0	0
010	002	Utility	SL 3	2023	010 Atmos Regulated Shared Services	Federal	002 1010 GENL Computers SW	V2007 FY	SL 3			8392.02	7307.62	7307.62	0	0	0
010	002	Utility	SL 3	2023	010 Atmos Regulated Shared Services	Federal	002 1010 GENL Computers SW	V2007 FY	SL 3			0	0	0	0	0	0
010	002	Utility	SL 3	2023	010 Atmos Regulated Shared Services	Federal	002 1010 GENL Computers SW	V2007 FY	SL 3			0	-0.03	-0.03	0	0	0
010	002	Utility	SL 3	2023	010 Atmos Regulated Shared Services	Federal	002 1010 GENL Computers SW	V2007 FY	SL 3			614.22	561.15	561.15	0	0	0
010	002	Utility	SL 3	2023	010 Atmos Regulated Shared Services	Federal	002 1010 GENL Computers SW	V2007 FY	SL 3			0	0.01	0.01	0	0	0
010	002	Utility	SL 3	2023	010 Atmos Regulated Shared Services	Federal	002 1010 GENL Computers SW	V2007 FY	SL 3			25.21	23.04	23.04	0	0	0
010	002	Utility	SL 3	2023	010 Atmos Regulated Shared Services	Federal	002 1010 GENL Computers SW	V2007 FY	SL 3			196378.59	171002.91	171002.91	0	0	0
010	002	Utility	SL 3	2023	010 Atmos Regulated Shared Services	Federal	002 1010 GENL Computers SW	V2007 FY	SL 3			0	0	0	0	0	0
010	002	Utility	SL 3	2023	010 Atmos Regulated Shared Services	Federal	002 1010 GENL Computers SW	V2007 FY	SL 3			6705159.26	3401824.73	3401824.73	0	0	0
010	002	Utility	SL 3	2023	010 Atmos Regulated Shared Services	Federal	002 1010 GENL Computers SW	V2007 FY	SL 3			17742.91	16209.85	16209.85	0	0	0
010	002	Utility	SL 3	2023	010 Atmos Regulated Shared Services	Federal	002 1010 GENL Computers SW	V2007 FY	SL 3			70176.34	64112.85	64112.85	0	0	0
010	002	Utility	SL 3	2023	010 Atmos Regulated Shared Services	Federal	002 1010 GENL Computers SW	V2007 FY	SL 3			166.83	152.42	152.42	0	0	0

010	002	Utility	SL 3	2023	010 Atmos Regulated Shared Services	Federal	002 1010 GENL Computers SW	V2007 FY	SL 3		0	0	0	0	0	0
010	002	Utility	SL 3	2023	010 Atmos Regulated Shared Services	Federal	002 1010 GENL Computers SW	V2007 FY	SL 3		105.7	92.04	92.04	0	0	0
010	002	Utility	SL 3	2023	010 Atmos Regulated Shared Services	Federal	002 1010 GENL Computers SW	V2007 FY	SL 3		1948.92	1697.08	1697.08	0	0	0
010	002	Utility	SL 3	2023	010 Atmos Regulated Shared Services	Federal	002 1010 GENL Computers SW	V2007 FY	SL 3		1470.44	1280.45	1280.45	0	0	0
010	002	Utility	SL 3	2023	010 Atmos Regulated Shared Services	Federal	002 1010 GENL Misc	V2007 FY	SL 3		124099.93	-400.65	-400.65	0	0	0
010	002	Utility	MACRS 7	2023	010 Atmos Regulated Shared Services	Federal	002 1010 GENL Office 7	V2007 FY	MACRS 7		-82744.61	-75470.33	-75470.33	0	0	0
010	002	Utility	AMT 7	2023	010 Atmos Regulated Shared Services	AMT	002 1010 GENL Office 7	V2007 FY	AMT 7		-82744.61	-75470.32	-75470.32	0	0	0
010	002	Utility	MACRS 39	2023	010 Atmos Regulated Shared Services	Federal	002 1010 GENL Structures	V2007 FY	MACRS 39 APR	1/1/2003 0:00	125062.77	117177.85	46944.93	3004.44	0	0
010	002	Utility	MACRS 39	2023	010 Atmos Regulated Shared Services	Federal	002 1010 GENL Structures	V2007 FY	MACRS 39 MAY	2/1/2004 0:00	0	-0.01	0	0	0	0
010	002	Utility	MACRS 39	2023	010 Atmos Regulated Shared Services	Federal	002 1010 GENL Structures	V2007 FY	MACRS 39 JUN	3/1/2004 0:00	2491176.09	2334113.05	915159.01	59846.66	0	0
010	002	Utility	MACRS 39	2023	010 Atmos Regulated Shared Services	Federal	002 1010 GENL Structures	V2007 FY	MACRS 39 JUL	4/1/2003 0:00	0	-45805	-17861.2	-1174.44	0	0
010	002	Utility	MACRS 39	2023	010 Atmos Regulated Shared Services	Federal	002 1010 GENL Structures	V2007 FY	MACRS 39 JUL	4/1/2004 0:00	113056.03	105928.1	41305.62	2716	0	0
010	002	Utility	MACRS 39	2023	010 Atmos Regulated Shared Services	Federal	002 1010 GENL Structures	V2007 FY	MACRS 39 MAY	5/1/2004 0:00	-1934427.76	-1812466.44	-714510.53	-46471.64	0	0
010	002	Utility	MACRS 39	2023	010 Atmos Regulated Shared Services	Federal	002 1010 GENL Structures	V2007 FY	MACRS 39 DEC	37865	49172.78	46072.54	18654.74	1181.3	0	0
010	002	Utility	MACRS 39	2023	010 Atmos Regulated Shared Services	Federal	002 1010 GENL Structures	V2007 FY	MACRS 39 FEB	38292	231738.94	217128.33	86988.13	5567.17	0	0
010	002	Utility	MACRS 39	2023	010 Atmos Regulated Shared Services	Federal	002 1010 GENL Structures	V2007 FY	MACRS 39 MAR	38322	0	0	0	0	0	0
010	012	Utility	MACRS 5	2023	010 Atmos Regulated Shared Services	Federal	012 1010 GENL Communication	V2007 FY	MACRS 5		-56369.81	-56369.81	-56369.81	0	0	0
010	012	Utility	AMT 5	2023	010 Atmos Regulated Shared Services	AMT	012 1010 GENL Communication	V2007 FY	AMT 5		-56369.81	-56369.81	-56369.81	0	0	0
010	012	Utility	MACRS 5	2023	010 Atmos Regulated Shared Services	Federal	012 1010 GENL Computers HW	V2007 FY	MACRS 5		-462.01	-462.01	-462.01	0	0	0
010	012	Utility	AMT 5	2023	010 Atmos Regulated Shared Services	AMT	012 1010 GENL Computers HW	V2007 FY	AMT 5		-462.01	-462.01	-462.01	0	0	0
010	012	Utility	MACRS 5	2023	010 Atmos Regulated Shared Services	Federal	012 1010 GENL Computers HW	V2007 FY	MACRS 5		0	0	0	0	0	0
010	012	Utility	AMT 5	2023	010 Atmos Regulated Shared Services	AMT	012 1010 GENL Computers HW	V2007 FY	AMT 5		0	0	0	0	0	0
010	012	Utility	SL 3	2023	010 Atmos Regulated Shared Services	Federal	012 1010 GENL Computers SW	V2007 FY	SL 3		-491.18	-491.18	-491.18	0	0	0
010	012	Utility	SL 3	2023	010 Atmos Regulated Shared Services	Federal	012 1010 GENL Computers SW	V2007 FY	SL 3		130873.68	-422.52	-422.52	0	0	0
010	012	Utility	SL 3	2023	010 Atmos Regulated Shared Services	Federal	012 1010 GENL Computers SW	V2007 FY	SL 3		0	0.01	0.01	0	0	0
010	012	Utility	SL 3	2023	010 Atmos Regulated Shared Services	Federal	012 1010 GENL Computers SW	V2007 FY	SL 3		-188.26	-188.26	-188.26	0	0	0
010	012	Utility	SL 3	2023	010 Atmos Regulated Shared Services	Federal	012 1010 GENL Computers SW	V2007 FY	SL 3		-123.6	-123.6	-123.6	0	0	0
010	012	Utility	SL 3	2023	010 Atmos Regulated Shared Services	Federal	012 1010 GENL Computers SW	V2007 FY	SL 3		0	0	0	0	0	0
010	012	Utility	SL 3	2023	010 Atmos Regulated Shared Services	Federal	012 1010 GENL Office 7	V2007 FY	SL 3		115491.89	-372.86	-372.86	0	0	0
010	002	Utility	MACRS 5	2023	010 Atmos Regulated Shared Services	Federal	002 1010 GENL Communication	V2008 Bonus FY	MACRS 5		25001.94	12500.97	12500.97	0	0	0
010	002	Utility	MACRS 5	2023	010 Atmos Regulated Shared Services	State No E	002 1010 GENL Communication	V2008 Bonus FY	MACRS 5		25001.94	25001.94	25001.94	0	0	0
010	002	Utility	MACRS 5	2023	010 Atmos Regulated Shared Services	Federal	002 1010 GENL Computers HW	V2008 Bonus FY	MACRS 5		0	0.01	0.01	0	0	0
010	002	Utility	MACRS 5	2023	010 Atmos Regulated Shared Services	State No E	002 1010 GENL Computers HW	V2008 Bonus FY	MACRS 5		0	0.01	0.01	0	0	0
010	002	Utility	MACRS 5	2023	010 Atmos Regulated Shared Services	Federal	002 1010 GENL Computers HW	V2008 Bonus FY	MACRS 5		0	0	0	0	0	0
010	002	Utility	MACRS 5	2023	010 Atmos Regulated Shared Services	State No E	002 1010 GENL Computers HW	V2008 Bonus FY	MACRS 5		0	0	0	0	0	0
010	002	Utility	MACRS 5	2023	010 Atmos Regulated Shared Services	Federal	002 1010 GENL Computers HW	V2008 Bonus FY	MACRS 5		0	0	0	0	0	0
010	002	Utility	MACRS 5	2023	010 Atmos Regulated Shared Services	State No E	002 1010 GENL Computers HW	V2008 Bonus FY	MACRS 5		0	0	0	0	0	0
010	002	Utility	MACRS 5	2023	010 Atmos Regulated Shared Services	Federal	002 1010 GENL Computers HW	V2008 Bonus FY	MACRS 5		0	0	0	0	0	0
010	002	Utility	MACRS 5	2023	010 Atmos Regulated Shared Services	State No E	002 1010 GENL Computers HW	V2008 Bonus FY	MACRS 5		0	-0.01	-0.01	0	0	0
010	002	Utility	MACRS 5	2023	010 Atmos Regulated Shared Services	Federal	002 1010 GENL Computers SW	V2008 Bonus FY	MACRS 5		357613.26	-264581.45	-264581.45	0	0	0
010	002	Utility	MACRS 5	2023	010 Atmos Regulated Shared Services	State No E	002 1010 GENL Computers SW	V2008 Bonus FY	MACRS 5		357613.26	-529162.91	-529162.91	0	0	0
010	002	Utility	SL 3	2023	010 Atmos Regulated Shared Services	Federal	002 1010 GENL Computers SW	V2008 Bonus FY	SL 3		2167373.64	1077929.86	1077929.86	0	0	0
010	002	Utility	SL 3	2023	010 Atmos Regulated Shared Services	State No E	002 1010 GENL Computers SW	V2008 Bonus FY	SL 3		2167373.64	2155859.71	2155859.71	0	0	0
010	002	Utility	SL 3	2023	010 Atmos Regulated Shared Services	Federal	002 1010 GENL Computers SW	V2008 Bonus FY	SL 3		3582.13	1482.86	1482.86	0	0	0
010	002	Utility	SL 3	2023	010 Atmos Regulated Shared Services	State No E	002 1010 GENL Computers SW	V2008 Bonus FY	SL 3		3582.13	2965.72	2965.72	0	0	0
010	002	Utility	NONE	2023	010 Atmos Regulated Shared Services	Federal	002 1010 GENL Misc	V2008 Bonus FY	NONE		18256.21	0	0	0	0	0
010	002	Utility	NONE	2023	010 Atmos Regulated Shared Services	State No E	002 1010 GENL Misc	V2008 Bonus FY	NONE		18256.21	0	0	0	0	0
010	002	Utility	MACRS 5	2023	010 Atmos Regulated Shared Services	Federal	002 1010 GENL Office 5	V2008 Bonus FY	MACRS 5		0	0.01	0.01	0	0	0
010	002	Utility	MACRS 5	2023	010 Atmos Regulated Shared Services	State No E	002 1010 GENL Office 5	V2008 Bonus FY	MACRS 5		0	0	0	0	0	0
010	002	Utility	MACRS 7	2023	010 Atmos Regulated Shared Services	Federal	002 1010 GENL Office 7	V2008 Bonus FY	MACRS 7		126785.84	63991.65	63991.65	0	0	0
010	002	Utility	MACRS 7	2023	010 Atmos Regulated Shared Services	Federal	002 1010 GENL Office 7	V2008 Bonus FY	MACRS 7		0	-0.01	-0.01	0	0	0
010	012	Utility	SL 3	2023	010 Atmos Regulated Shared Services	Federal	012 1010 GENL Computers SW	V2008 Bonus FY	SL 3		0	0	0	0	0	0
010	012	Utility	SL 3	2023	010 Atmos Regulated Shared Services	State No E	012 1010 GENL Computers SW	V2008 Bonus FY	SL 3		0	0.01	0.01	0	0	0
010	012	Utility	MACRS 7	2023	010 Atmos Regulated Shared Services	Federal	012 1010 GENL Office 7	V2008 Bonus FY	MACRS 7		0	-0.01	-0.01	0	0	0
010	012	Utility	MACRS 7	2023	010 Atmos Regulated Shared Services	State No E	012 1010 GENL Office 7	V2008 Bonus FY	MACRS 7		0	0	0	0	0	0
010	002	Utility	MACRS 15	2023	010 Atmos Regulated Shared Services	Federal	002 1010 DIST Mains	V2008 FY	MACRS 15		0	-30769	-29861.32	-907.68	0	0
010	002	Utility	MACRS 5	2023	010 Atmos Regulated Shared Services	Federal	002 1010 GENL Communication	V2008 FY	MACRS 5		123417.21	123417.21	123417.21	0	0	0
010	002	Utility	AMT 5	2023	010 Atmos Regulated Shared Services	AMT	002 1010 GENL Communication	V2008 FY	AMT 5		123417.21	123417.21	123417.21	0	0	0
010	002	Utility	MACRS 5	2023	010 Atmos Regulated Shared Services	Federal	002 1010 GENL Computers HW	V2008 FY	MACRS 5		0	0	0	0	0	0
010	002	Utility	AMT 5	2023	010 Atmos Regulated Shared Services	AMT	002 1010 GENL Computers HW	V2008 FY	AMT 5		0	0	0	0	0	0
010	002	Utility	MACRS 5	2023	010 Atmos Regulated Shared Services	Federal	002 1010 GENL Computers HW	V2008 FY	MACRS 5		0	0	0	0	0	0
010	002	Utility	AMT 5	2023	010 Atmos Regulated Shared Services	AMT	002 1010 GENL Computers HW	V2008 FY	AMT 5		0	0	0	0	0	0
010	002	Utility	SL 3	2023	010 Atmos Regulated Shared Services	Federal	002 1010 GENL Computers SW	V2008 FY	SL 3		0	-0.01	0	0	0	0
010	002	Utility	SL 3	2023	010 Atmos Regulated Shared Services	Federal	002 1010 GENL Computers SW	V2008 FY	SL 3		1702.65	1588.85	1588.85	0	0	0
010	002	Utility	SL 3	2023	010 Atmos Regulated Shared Services	Federal	002 1010 GENL Computers SW	V2008 FY	SL 3		452.98	422.73	422.73	0	0	0
010	002	Utility	SL 3	2023	010 Atmos Regulated Shared Services	Federal	002 1010 GENL Computers SW	V2008 FY	SL 3		3593.67	3353.5	3353.5	0	0	0
010	002	Utility	SL 3	2023	010 Atmos Regulated Shared Services	Federal	002 1010 GENL Computers SW	V2008 FY	SL 3		1331.28	1242.31	1242.31	0	0	0
010	002	Utility	SL 3	2023	010 Atmos Regulated Shared Services	Federal	002 1010 GENL Computers SW	V2008 FY	SL 3		153.74	143.48	143.48	0	0	0
010	002	Utility	SL 3	2023	010 Atmos Regulated Shared Services	Federal	002 1010 GENL Computers SW	V2008 FY	SL 3		0.41	0.39	0.39	0	0	0
010	002	Utility	SL 3	2023	010 Atmos Regulated Shared Services	Federal	002 1010 GENL Computers SW	V2008 FY	SL 3		35.82	33.43	33.43	0	0	0
010	002	Utility	SL 3	2023	010 Atmos Regulated Shared Services	Federal	002 1010 GENL Computers SW	V2008 FY	SL 3		443.68	414.03	414.03	0	0	0
010	002	Utility	SL 3	2023	010 Atmos Regulated Shared Services	Federal	002 1010 GENL Computers SW	V2008 FY	SL 3		0	0	0	0	0	0
010	002	Utility	SL 3	2023	010 Atmos Regulated Shared Services	Federal	002 1010 GENL Computers SW	V2008 FY	SL 3		0	0	0	0	0	0
010	002	Utility	SL 3	2023	010 Atmos Regulated Shared Services	Federal	002 1010 GENL Computers SW	V2008 FY	SL 3		187.27	146.72	146.72	0	0	0
010	002	Utility	SL 3	2023	010 Atmos Regulated Shared Services	Federal	002 1010 GENL Computers SW	V2008 FY	SL 3		1576.39	1235	1235	0	0	0
010	002	Utility	SL 3	2023	010 Atmos Regulated Shared Services	Federal	002 1010 GENL Computers SW	V2008 FY	SL 3		55.9	43.79	43.79	0	0	0
010	002	Utility	SL 3	2023	010 Atmos Regulated Shared Services	Federal	002 1010 GENL Computers SW	V2008 FY	SL 3		3627.59	2841.99	2841.99	0	0	0
010	002	Utility	SL 3	2023	010 Atmos Regulated Shared Services	Federal	002 1010 GENL Computers SW	V2008 FY	SL 3		0	-0.01	0	0	0	0
010	002	Utility	SL 3	2023	010 Atmos Regulated Shared Services	Federal	002 1010 GENL Computers SW	V2008 FY	SL 3		0	0.01	0	0	0	0
010	002	Utility	MACRS 5	2023	010 Atmos Regulated Shared Services	Federal	002 1010 GENL Computers SW	V2008 FY	MACRS 5		2631016.9	1672151.56	1672151.56	0	0	0
010	002	Utility	AMT 5	2023	010 Atmos Regulated Shared Services	AMT	002 1010 GENL Computers SW	V2008 FY	AMT 5		2631016.9	1672151.56	1672151.56	0	0	0
010	002	Utility	SL 3	2023	010 Atmos Regulated Shared Services	Federal	002 1010 GENL Computers SW	V2008 FY	SL 3		2699.62	2519.2	2519.2	0	0	0
010	002	Utility	SL 3	2023	010 Atmos Regulated Shared Services	Federal	002 1010 GENL Computers SW	V2008 FY	SL 3		1014.27	946.48	946.48	0	0	0
010	002	Utility	SL 3	2023	010 Atmos Regulated Shared Services	Federal	002 1010 GENL Computers SW	V2008 FY	SL 3		0	0.01	0	0	0	0
010	002	Utility	SL 3	2023	010 Atmos Regulated Shared Services	Federal	002 1010 GENL Computers SW	V2008 FY	SL 3		0	0.01	0	0	0	0
010	002	Utility	SL 3	2023	010 Atmos Regulated Shared Services	Federal	002 1010 GENL Computers SW	V2008 FY	SL 3		1650.71	1293.24	1293.24	0	0	0
010	002	Utility	SL 3	2023	010 Atmos Regulated Shared Services	Federal	002 1010 GENL Computers SW	V2008 FY	SL 3		-459.53	-360.02	-360.02	0	0	0
010	002	Utility	SL 3	2023	010 Atmos Regulated Shared Services	Federal	002 1010 GENL Computers SW	V2008 FY	SL 3		51412.24	40278.22	40278.22	0	0	0
010	002	Utility	MACRS 7	2023	010 Atmos Regulated Shared Services	Federal	002 1010 GENL Office 7	V2008 FY	MACRS 7		19232.32	20074.9	20074.9	0	0	0
010	002	Utility	AMT 7	2023	010 Atmos Regulated Shared Services	AMT	002 1010 GENL Office 7	V2008 FY	AMT 7		19232.32	20074.9	20074.9	0	0	0
010	002	Utility	MACRS 7	2023	010 Atmos Regulated Shared Services	Federal	002 1010 GENL Office 7	V2008 FY	MACRS 7		0	0.01	0.01	0	0	0
010	002	Utility	AMT 7	2023	010 Atmos Regulated Shared Services	AMT	002 1010 GENL Office 7	V2008 FY	AMT 7		0	0	0	0	0	0

010	002	Utility	MACRS 39	2023	010 Atmos Regulated Shared Services	Federal	002 1010 GENL Structures	V2008 FY	MACRS 39 JAN	37773	132219.07	136663.28	51538.51	3504.05	0	0
010	002	Utility	MACRS 39	2023	010 Atmos Regulated Shared Services	Federal	002 1010 GENL Structures	V2008 FY	MACRS 39 JAN	37803	791.61	818.22	308.58	20.98	0	0
010	002	Utility	MACRS 39	2023	010 Atmos Regulated Shared Services	Federal	002 1010 GENL Structures	V2008 FY	MACRS 39 NOV	37834	388.29	401.34	153.07	10.29	0	0
010	002	Utility	MACRS 39	2023	010 Atmos Regulated Shared Services	Federal	002 1010 GENL Structures	V2008 FY	MACRS 39 DEC	37865	3793.01	3920.5	1486.87	100.52	0	0
010	002	Utility	MACRS 39	2023	010 Atmos Regulated Shared Services	Federal	002 1010 GENL Structures	V2008 FY	MACRS 39 JAN	37895	0	0	0	0	0	0
010	002	Utility	MACRS 39	2023	010 Atmos Regulated Shared Services	Federal	002 1010 GENL Structures	V2008 FY	MACRS 39 JAN	37895	907661.35	938170.12	353802.68	24054.68	0	0
010	002	Utility	MACRS 39	2023	010 Atmos Regulated Shared Services	Federal	002 1010 GENL Structures	V2008 FY	MACRS 39 JAN	38261	-725877.5	-725877.5	-273742.94	-18611.5	0	0
010	012	Utility	SL 3	2023	010 Atmos Regulated Shared Services	Federal	012 1010 GENL Computers SW	V2008 FY	SL 3		-243.83	-154.97	-154.97	0	0	0
010	002	Utility	MACRS 5	2023	010 Atmos Regulated Shared Services	Federal	002 1010 GENL Communication	V2009 Bonus FY	MACRS 5		14306.3	5562.83	5562.83	0	0	0
010	002	Utility	MACRS 5	2023	010 Atmos Regulated Shared Services	State No E	002 1010 GENL Communication	V2009 Bonus FY	MACRS 5		14306.3	11125.66	11125.66	0	0	0
010	002	Utility	SL 3	2023	010 Atmos Regulated Shared Services	Federal	002 1010 GENL Computers HW	V2009 Bonus FY	SL 3		0	0	0	0	0	0
010	002	Utility	SL 3	2023	010 Atmos Regulated Shared Services	State No E	002 1010 GENL Computers HW	V2009 Bonus FY	SL 3		0	0	0	0	0	0
010	002	Utility	MACRS 5	2023	010 Atmos Regulated Shared Services	Federal	002 1010 GENL Computers HW	V2009 Bonus FY	MACRS 5		0	-0.02	-0.02	0	0	0
010	002	Utility	MACRS 5	2023	010 Atmos Regulated Shared Services	State No E	002 1010 GENL Computers HW	V2009 Bonus FY	MACRS 5		0	-0.02	-0.02	0	0	0
010	002	Utility	MACRS 5	2023	010 Atmos Regulated Shared Services	Federal	002 1010 GENL Computers HW	V2009 Bonus FY	MACRS 5		0	0	0	0	0	0
010	002	Utility	MACRS 5	2023	010 Atmos Regulated Shared Services	State No E	002 1010 GENL Computers HW	V2009 Bonus FY	MACRS 5		0	0	0	0	0	0
010	002	Utility	MACRS 5	2023	010 Atmos Regulated Shared Services	Federal	002 1010 GENL Computers HW	V2009 Bonus FY	MACRS 5		0	0.01	0.01	0	0	0
010	002	Utility	MACRS 5	2023	010 Atmos Regulated Shared Services	State No E	002 1010 GENL Computers HW	V2009 Bonus FY	MACRS 5		0	0.01	0.01	0	0	0
010	002	Utility	MACRS 5	2023	010 Atmos Regulated Shared Services	Federal	002 1010 GENL Computers HW	V2009 Bonus FY	MACRS 5		0	0	0	0	0	0
010	002	Utility	MACRS 5	2023	010 Atmos Regulated Shared Services	State No E	002 1010 GENL Computers HW	V2009 Bonus FY	MACRS 5		0	0	0	0	0	0
010	002	Utility	SL 3	2023	010 Atmos Regulated Shared Services	Federal	002 1010 GENL Computers SW	V2009 Bonus FY	SL 3		3114778.08	-289146.23	-289146.23	0	0	0
010	002	Utility	SL 3	2023	010 Atmos Regulated Shared Services	State No E	002 1010 GENL Computers SW	V2009 Bonus FY	SL 3		3114778.08	-578292.47	-578292.47	0	0	0
010	002	Utility	SL 3	2023	010 Atmos Regulated Shared Services	Federal	002 1010 GENL Computers SW	V2009 Bonus FY	SL 3		2690194.52	-249731.96	-249731.96	0	0	0
010	002	Utility	SL 3	2023	010 Atmos Regulated Shared Services	State No E	002 1010 GENL Computers SW	V2009 Bonus FY	SL 3		2690194.52	-499463.91	-499463.91	0	0	0
010	002	Utility	SL 3	2023	010 Atmos Regulated Shared Services	Federal	002 1010 GENL Computers SW	V2009 Bonus FY	SL 3		91243.11	-8470.13	-8470.13	0	0	0
010	002	Utility	SL 3	2023	010 Atmos Regulated Shared Services	State No E	002 1010 GENL Computers SW	V2009 Bonus FY	SL 3		91243.11	-16940.28	-16940.28	0	0	0
010	002	Utility	SL 3	2023	010 Atmos Regulated Shared Services	Federal	002 1010 GENL Computers SW	V2009 Bonus FY	SL 3		29162.65	-2707.18	-2707.18	0	0	0
010	002	Utility	SL 3	2023	010 Atmos Regulated Shared Services	State No E	002 1010 GENL Computers SW	V2009 Bonus FY	SL 3		29162.65	-5414.36	-5414.36	0	0	0
010	002	Utility	SL 3	2023	010 Atmos Regulated Shared Services	Federal	002 1010 GENL Computers SW	V2009 Bonus FY	SL 3		1984764.46	-184246.57	-184246.57	0	0	0
010	002	Utility	SL 3	2023	010 Atmos Regulated Shared Services	State No E	002 1010 GENL Computers SW	V2009 Bonus FY	SL 3		1984764.46	-368493.15	-368493.15	0	0	0
010	002	Utility	SL 3	2023	010 Atmos Regulated Shared Services	Federal	002 1010 GENL Computers SW	V2009 Bonus FY	SL 3		731018.63	48614.59	48614.59	0	0	0
010	002	Utility	SL 3	2023	010 Atmos Regulated Shared Services	State No E	002 1010 GENL Computers SW	V2009 Bonus FY	SL 3		731018.63	97229.18	97229.18	0	0	0
010	002	Utility	SL 3	2023	010 Atmos Regulated Shared Services	Federal	002 1010 GENL Computers SW	V2009 Bonus FY	SL 3		0	0.01	0.01	0	0	0
010	002	Utility	SL 3	2023	010 Atmos Regulated Shared Services	State No E	002 1010 GENL Computers SW	V2009 Bonus FY	SL 3		0	0.01	0.01	0	0	0
010	002	Utility	MACRS 7	2023	010 Atmos Regulated Shared Services	Federal	002 1010 GENL Misc	V2009 Bonus FY	MACRS 7		0	0	0	0	0	0
010	002	Utility	MACRS 7	2023	010 Atmos Regulated Shared Services	State No E	002 1010 GENL Misc	V2009 Bonus FY	MACRS 7		0	0	0	0	0	0
010	002	Utility	MACRS 7	2023	010 Atmos Regulated Shared Services	Federal	002 1010 GENL Office 7	V2009 Bonus FY	MACRS 7		0	0	0	0	0	0
010	002	Utility	MACRS 7	2023	010 Atmos Regulated Shared Services	State No E	002 1010 GENL Office 7	V2009 Bonus FY	MACRS 7		0	0	0	0	0	0
010	012	Utility	MACRS 5	2023	010 Atmos Regulated Shared Services	Federal	012 1010 GENL Communication	V2009 Bonus FY	MACRS 5		0	0	0	0	0	0
010	012	Utility	MACRS 5	2023	010 Atmos Regulated Shared Services	State No E	012 1010 GENL Communication	V2009 Bonus FY	MACRS 5		0	0	0	0	0	0
010	012	Utility	MACRS 5	2023	010 Atmos Regulated Shared Services	Federal	012 1010 GENL Computers HW	V2009 Bonus FY	MACRS 5		-0.01	-0.01	-0.01	0	0	0
010	012	Utility	MACRS 5	2023	010 Atmos Regulated Shared Services	State No E	012 1010 GENL Computers HW	V2009 Bonus FY	MACRS 5		-0.01	-0.01	-0.01	0	0	0
010	012	Utility	MACRS 5	2023	010 Atmos Regulated Shared Services	Federal	012 1010 GENL Computers HW	V2009 Bonus FY	MACRS 5		23500.65	11061.6	11061.6	0	0	0
010	012	Utility	MACRS 5	2023	010 Atmos Regulated Shared Services	State No E	012 1010 GENL Computers HW	V2009 Bonus FY	MACRS 5		23500.65	22123.2	22123.2	0	0	0
010	012	Utility	MACRS 5	2023	010 Atmos Regulated Shared Services	Federal	012 1010 GENL Computers HW	V2009 Bonus FY	MACRS 5		-0.01	-0.01	-0.01	0	0	0
010	012	Utility	MACRS 5	2023	010 Atmos Regulated Shared Services	State No E	012 1010 GENL Computers HW	V2009 Bonus FY	MACRS 5		-0.01	-0.01	-0.01	0	0	0
010	012	Utility	MACRS 5	2023	010 Atmos Regulated Shared Services	Federal	012 1010 GENL Computers HW	V2009 Bonus FY	MACRS 5		0	0.01	0.01	0	0	0
010	012	Utility	MACRS 5	2023	010 Atmos Regulated Shared Services	State No E	012 1010 GENL Computers HW	V2009 Bonus FY	MACRS 5		0	0	0	0	0	0
010	012	Utility	MACRS 5	2023	010 Atmos Regulated Shared Services	Federal	012 1010 GENL Computers HW	V2009 Bonus FY	MACRS 5		0	0.03	0.03	0	0	0
010	012	Utility	MACRS 5	2023	010 Atmos Regulated Shared Services	State No E	012 1010 GENL Computers HW	V2009 Bonus FY	MACRS 5		0	0.01	0.01	0	0	0
010	012	Utility	MACRS 5	2023	010 Atmos Regulated Shared Services	Federal	012 1010 GENL Computers HW	V2009 Bonus FY	MACRS 5		0	-0.01	-0.01	0	0	0
010	012	Utility	MACRS 5	2023	010 Atmos Regulated Shared Services	State No E	012 1010 GENL Computers HW	V2009 Bonus FY	MACRS 5		0	-0.01	-0.01	0	0	0
010	012	Utility	MACRS 5	2023	010 Atmos Regulated Shared Services	Federal	012 1010 GENL Computers HW	V2009 Bonus FY	MACRS 5		0	-0.01	0	0	0	0
010	012	Utility	MACRS 5	2023	010 Atmos Regulated Shared Services	State No E	012 1010 GENL Computers HW	V2009 Bonus FY	MACRS 5		0	0	0	0	0	0
010	012	Utility	MACRS 5	2023	010 Atmos Regulated Shared Services	Federal	012 1010 GENL Computers HW	V2009 Bonus FY	MACRS 5		0	-0.02	-0.02	0	0	0
010	012	Utility	MACRS 5	2023	010 Atmos Regulated Shared Services	State No E	012 1010 GENL Computers HW	V2009 Bonus FY	MACRS 5		0	0	0	0	0	0
010	012	Utility	SL 3	2023	010 Atmos Regulated Shared Services	Federal	012 1010 GENL Computers SW	V2009 Bonus FY	SL 3		0	-0.01	-0.01	0	0	0
010	012	Utility	SL 3	2023	010 Atmos Regulated Shared Services	State No E	012 1010 GENL Computers SW	V2009 Bonus FY	SL 3		0	0	0	0	0	0
010	012	Utility	SL 3	2023	010 Atmos Regulated Shared Services	Federal	012 1010 GENL Computers SW	V2009 Bonus FY	SL 3		0	-0.02	-0.02	0	0	0
010	012	Utility	SL 3	2023	010 Atmos Regulated Shared Services	State No E	012 1010 GENL Computers SW	V2009 Bonus FY	SL 3		0	-0.01	-0.01	0	0	0
010	012	Utility	SL 3	2023	010 Atmos Regulated Shared Services	Federal	012 1010 GENL Computers SW	V2009 Bonus FY	SL 3		27816.03	13354.07	13354.07	0	0	0
010	012	Utility	SL 3	2023	010 Atmos Regulated Shared Services	State No E	012 1010 GENL Computers SW	V2009 Bonus FY	SL 3		27816.03	26708.15	26708.15	0	0	0
010	012	Utility	SL 3	2023	010 Atmos Regulated Shared Services	Federal	012 1010 GENL Computers SW	V2009 Bonus FY	SL 3		0	-0.02	-0.02	0	0	0
010	012	Utility	SL 3	2023	010 Atmos Regulated Shared Services	State No E	012 1010 GENL Computers SW	V2009 Bonus FY	SL 3		0	-0.03	-0.03	0	0	0
010	012	Utility	SL 3	2023	010 Atmos Regulated Shared Services	Federal	012 1010 GENL Computers SW	V2009 Bonus FY	SL 3		0.01	-0.01	-0.01	0	0	0
010	012	Utility	SL 3	2023	010 Atmos Regulated Shared Services	State No E	012 1010 GENL Computers SW	V2009 Bonus FY	SL 3		0.01	0	0	0	0	0
010	012	Utility	MACRS 7	2023	010 Atmos Regulated Shared Services	Federal	012 1010 GENL Tools	V2009 Bonus FY	MACRS 7		5630.58	2814.39	2814.39	0	0	0
010	012	Utility	MACRS 7	2023	010 Atmos Regulated Shared Services	State No E	012 1010 GENL Tools	V2009 Bonus FY	MACRS 7		5630.58	5628.79	5628.79	0	0	0
010	002	Utility	MACRS 39	2023	010 Atmos Regulated Shared Services	Federal	002 1010 GENL Structures	V2009 FY	MACRS 39 APR	37622	20833.65	19319.43	6666.55	495.35	0	0
010	002	Utility	MACRS 39	2023	010 Atmos Regulated Shared Services	Federal	002 1010 GENL Structures	V2009 FY	MACRS 39 JUN	37681	354.36	328.61	112.05	8.43	0	0
010	002	Utility	MACRS 39	2023	010 Atmos Regulated Shared Services	Federal	002 1010 GENL Structures	V2009 FY	MACRS 39 JUL	37712	11036.37	10234.23	3465.98	262.41	0	0
010	002	Utility	MACRS 39	2023	010 Atmos Regulated Shared Services	Federal	002 1010 GENL Structures	V2009 FY	MACRS 39 NOV	38200	90712.49	88222.37	31386	2262.02	0	0
010	002	Utility	MACRS 39	2023	010 Atmos Regulated Shared Services	Federal	002 1010 GENL Structures	V2009 FY	MACRS 39 DEC	37865	4660	4321.3	1528.11	110.8	0	0
010	002	Utility	MACRS 39	2023	010 Atmos Regulated Shared Services	Federal	002 1010 GENL Structures	V2009 FY	MACRS 39 FEB	37926	116104.27	107665.66	37613.03	2760.55	0	0
010	002	Utility	MACRS 39	2023	010 Atmos Regulated Shared Services	Federal	002 1010 GENL Structures	V2009 FY	MACRS 39 MAR	37956	6248.75	5794.58	2011.9	148.57	0	0
010	012	Utility	MACRS 39	2023	010 Atmos Regulated Shared Services	Federal	012 1010 GENL Structures	V2009 FY	MACRS 39 NOV	38200	34675.89	33724.01	11997.64	864.68	0	0
010	012	Utility	MACRS 39	2023	010 Atmos Regulated Shared Services	Federal	012 1010 GENL Structures	V2009 FY	MACRS 39 DEC	37865	876316.55	812624.68	287360.33	20835.7	0	0
010	012	Utility	MACRS 39	2023	010 Atmos Regulated Shared Services	Federal	012 1010 GENL Structures	V2009 FY	MACRS 39 FEB	37926	125388.38	116274.98	40620.66	2981.29	0	0
010	012	Utility	MACRS 39	2023	010 Atmos Regulated Shared Services	Federal	012 1010 GENL Structures	V2009 FY	MACRS 39 FEB	37926	11036.37	10234.23	3575.38	262.41	0	0
010	002	Utility	MACRS 5	2023	010 Atmos Regulated Shared Services	Federal	002 1010 GENL Computers HW	V2010 100% FY	MACRS 5		0	0	0	0	0	0
010	002	Utility	MACRS 5	2023	010 Atmos Regulated Shared Services	State No E	002 1010 GENL Computers HW	V2010 100% FY	MACRS 5		0	0	0	0	0	0
010	002	Utility	MACRS 5	2023	010 Atmos Regulated Shared Services	Federal	002 1010 GENL Computers HW	V2010 100% FY	MACRS 5		0	0	0	0	0	0
010	002	Utility	MACRS 5	2023	010 Atmos Regulated Shared Services	State No E	002 1010 GENL Computers HW	V2010 100% FY	MACRS 5		0	0	0	0	0	0
010	002	Utility	SL 3	2023	010 Atmos Regulated Shared Services	Federal	002 1010 GENL Computers SW	V2010 100% FY	SL 3		13924.98	-261.39	-261.39	0	0	0
010	002	Utility	SL 3	2023	010 Atmos Regulated Shared Services	State No E	002 1010 GENL Computers SW	V2010 100% FY	SL 3		13924.98	1554.17	1554.17	0	0	0
010	002	Utility	SL 3	2023	010 Atmos Regulated Shared Services	Federal	002 1010 GENL Computers SW	V2010 100% FY	SL 3		63855.49	-1041.36	-1041.36	0	0	0
010	002	Utility	SL 3	2023	010 Atmos Regulated Shared Services	State No E	002 1010 GENL Computers SW	V2010 100% FY	SL 3		63855.49	53790.48	53790.48	0	0	0
010	002	Utility	SL 3	2023	010 Atmos Regulated Shared Services	Federal	002 1010 GENL Computers SW	V2010 100% FY	SL 3		-15422.82	250	250	0	0	0
010	002	Utility	SL 3	2023	010 Atmos Regulated Shared Services	State No E	002 1010 GENL Computers SW	V2010 100% FY	SL 3		-15422.82	-14064.73	-14064.73	0	0	0
010	012	Utility	MACRS 5	2023	010 Atmos Regulated Shared Services	Federal	012 1010 GENL Computers HW	V2010 100% FY	MACRS 5		-289.49	6	6	0	0	0
010	012	Utility	MACRS 5	2023	010 Atmos Regulated Shared Services	State No E	012 1010 GENL Computers HW	V2010 100% FY	MACRS 5		-289.49	-261.77	-261.77	0	0	0
010	012	Utility	SL 3	2023	010 Atmos Regulated Shared Services	Federal	012 1010 GENL Computers SW	V2010 100% FY	SL 3		-1210.22	20	20	0	0	0

010	012	Utility	SL 3	2023	010 Atmos Regulated Shared Services	State No E	012 1010 GENL Computers SW	V2010 100% FY	SL 3		-1210.22	-276.03	-276.03	0	0	0
010	002	Utility	MACRS 5	2023	010 Atmos Regulated Shared Services	Federal	002 1010 GENL Communication	V2010 50% FY	MACRS 5		0	0	0	0	0	0
010	002	Utility	MACRS 5	2023	010 Atmos Regulated Shared Services	State No E	002 1010 GENL Communication	V2010 50% FY	MACRS 5		0	0	0	0	0	0
010	002	Utility	MACRS 5	2023	010 Atmos Regulated Shared Services	Federal	002 1010 GENL Computers HW	V2010 50% FY	MACRS 5		0	0	0	0	0	0
010	002	Utility	MACRS 5	2023	010 Atmos Regulated Shared Services	State No E	002 1010 GENL Computers HW	V2010 50% FY	MACRS 5		0	0.01	0.01	0	0	0
010	002	Utility	MACRS 5	2023	010 Atmos Regulated Shared Services	Federal	002 1010 GENL Computers HW	V2010 50% FY	MACRS 5		0	0	0	0	0	0
010	002	Utility	MACRS 5	2023	010 Atmos Regulated Shared Services	State No E	002 1010 GENL Computers HW	V2010 50% FY	MACRS 5		0	0	0	0	0	0
010	002	Utility	SL 3	2023	010 Atmos Regulated Shared Services	Federal	002 1010 GENL Computers SW	V2010 50% FY	SL 3		1480691.32	68758.8	68758.8	0	0	0
010	002	Utility	SL 3	2023	010 Atmos Regulated Shared Services	State No E	002 1010 GENL Computers SW	V2010 50% FY	SL 3		1480691.32	165282.13	165282.13	0	0	0
010	002	Utility	SL 3	2023	010 Atmos Regulated Shared Services	Federal	002 1010 GENL Computers SW	V2010 50% FY	SL 3		0	0	0	0	0	0
010	002	Utility	SL 3	2023	010 Atmos Regulated Shared Services	State No E	002 1010 GENL Computers SW	V2010 50% FY	SL 3		0	0	0	0	0	0
010	002	Utility	SL 3	2023	010 Atmos Regulated Shared Services	Federal	002 1010 GENL Computers SW	V2010 50% FY	SL 3		2119749.56	113486.05	113486.05	0	0	0
010	002	Utility	SL 3	2023	010 Atmos Regulated Shared Services	State No E	002 1010 GENL Computers SW	V2010 50% FY	SL 3		2119749.56	266078.17	266078.17	0	0	0
010	002	Utility	SL 3	2023	010 Atmos Regulated Shared Services	Federal	002 1010 GENL Computers SW	V2010 50% FY	SL 3		2479910.37	1024291.39	1024291.39	0	0	0
010	002	Utility	SL 3	2023	010 Atmos Regulated Shared Services	State No E	002 1010 GENL Computers SW	V2010 50% FY	SL 3		2479910.37	2089017.18	2089017.18	0	0	0
010	002	Utility	SL 3	2023	010 Atmos Regulated Shared Services	Federal	002 1010 GENL Computers SW	V2010 50% FY	SL 3		0	0.01	0.01	0	0	0
010	002	Utility	SL 3	2023	010 Atmos Regulated Shared Services	State No E	002 1010 GENL Computers SW	V2010 50% FY	SL 3		0	-0.01	-0.01	0	0	0
010	002	Utility	MACRS 5	2023	010 Atmos Regulated Shared Services	Federal	002 1010 GENL Office 5	V2010 50% FY	MACRS 5		63125.37	28527.32	28527.32	0	0	0
010	002	Utility	MACRS 5	2023	010 Atmos Regulated Shared Services	State No E	002 1010 GENL Office 5	V2010 50% FY	MACRS 5		63125.37	57998.64	57998.64	0	0	0
010	002	Utility	MACRS 7	2023	010 Atmos Regulated Shared Services	Federal	002 1010 GENL Office 7	V2010 50% FY	MACRS 7		14606.53	6892.6	6892.6	0	0	0
010	002	Utility	MACRS 7	2023	010 Atmos Regulated Shared Services	State No E	002 1010 GENL Office 7	V2010 50% FY	MACRS 7		14606.53	13912.98	13912.98	0	0	0
010	002	Utility	MACRS 7	2023	010 Atmos Regulated Shared Services	Federal	002 1010 GENL Office 7	V2010 50% FY	MACRS 7		0	0	0	0	0	0
010	002	Utility	MACRS 7	2023	010 Atmos Regulated Shared Services	State No E	002 1010 GENL Office 7	V2010 50% FY	MACRS 7		0	0	0	0	0	0
010	002	Utility	MACRS 7	2023	010 Atmos Regulated Shared Services	Federal	002 1010 GENL Tools	V2010 50% FY	MACRS 7		0	0	0	0	0	0
010	002	Utility	MACRS 7	2023	010 Atmos Regulated Shared Services	State No E	002 1010 GENL Tools	V2010 50% FY	MACRS 7		0	0	0	0	0	0
010	002	Utility	MACRS 7	2023	010 Atmos Regulated Shared Services	Federal	002 1010 GENL Tools	V2010 50% FY	MACRS 7		0	0	0	0	0	0
010	002	Utility	MACRS 7	2023	010 Atmos Regulated Shared Services	State No E	002 1010 GENL Tools	V2010 50% FY	MACRS 7		0	0	0	0	0	0
010	002	Utility	MACRS 7	2023	010 Atmos Regulated Shared Services	Federal	002 1010 GENL Tools	V2010 50% FY	MACRS 7		0	0.01	0.01	0	0	0
010	002	Utility	MACRS 7	2023	010 Atmos Regulated Shared Services	State No E	002 1010 GENL Tools	V2010 50% FY	MACRS 7		0	0	0	0	0	0
010	002	Non-Utility	SL 3	2023	010 Atmos Regulated Shared Services	Federal	002 1210 GENL Misc	V2010 50% FY	SL 3		0	0	0	0	0	0
010	002	Non-Utility	SL 3	2023	010 Atmos Regulated Shared Services	Federal	002 1210 GENL Misc	V2010 50% FY	SL 3		0	0	0	0	0	0
010	002	Non-Utility	SL 3	2023	010 Atmos Regulated Shared Services	State No E	002 1210 GENL Misc	V2010 50% FY	SL 3		0	0	0	0	0	0
010	012	Utility	MACRS 5	2023	010 Atmos Regulated Shared Services	Federal	012 1010 GENL Communication	V2010 50% FY	MACRS 5		0	0	0	0	0	0
010	012	Utility	MACRS 5	2023	010 Atmos Regulated Shared Services	State No E	012 1010 GENL Communication	V2010 50% FY	MACRS 5		0	0	0	0	0	0
010	012	Utility	MACRS 5	2023	010 Atmos Regulated Shared Services	Federal	012 1010 GENL Computers HW	V2010 50% FY	MACRS 5		0	0	0	0	0	0
010	012	Utility	MACRS 5	2023	010 Atmos Regulated Shared Services	State No E	012 1010 GENL Computers HW	V2010 50% FY	MACRS 5		0	-0.02	-0.02	0	0	0
010	012	Utility	MACRS 5	2023	010 Atmos Regulated Shared Services	Federal	012 1010 GENL Computers HW	V2010 50% FY	MACRS 5		0	0	0	0	0	0
010	012	Utility	MACRS 5	2023	010 Atmos Regulated Shared Services	State No E	012 1010 GENL Computers HW	V2010 50% FY	MACRS 5		0	0	0	0	0	0
010	012	Utility	MACRS 5	2023	010 Atmos Regulated Shared Services	Federal	012 1010 GENL Computers HW	V2010 50% FY	MACRS 5		0	-0.01	-0.01	0	0	0
010	012	Utility	MACRS 5	2023	010 Atmos Regulated Shared Services	State No E	012 1010 GENL Computers HW	V2010 50% FY	MACRS 5		0	-0.02	-0.02	0	0	0
010	012	Utility	SL 3	2023	010 Atmos Regulated Shared Services	Federal	012 1010 GENL Computers SW	V2010 50% FY	SL 3		0	0	0	0	0	0
010	012	Utility	SL 3	2023	010 Atmos Regulated Shared Services	State No E	012 1010 GENL Computers SW	V2010 50% FY	SL 3		0	-0.01	-0.01	0	0	0
010	012	Utility	SL 3	2023	010 Atmos Regulated Shared Services	Federal	012 1010 GENL Computers SW	V2010 50% FY	SL 3		0.01	0	0	0	0	0
010	012	Utility	SL 3	2023	010 Atmos Regulated Shared Services	State No E	012 1010 GENL Computers SW	V2010 50% FY	SL 3		0.01	0.02	0.02	0	0	0
010	012	Utility	SL 3	2023	010 Atmos Regulated Shared Services	Federal	012 1010 GENL Computers SW	V2010 50% FY	SL 3		0	0	0	0	0	0
010	012	Utility	SL 3	2023	010 Atmos Regulated Shared Services	State No E	012 1010 GENL Computers SW	V2010 50% FY	SL 3		0	0.01	0.01	0	0	0
010	012	Utility	SL 3	2023	010 Atmos Regulated Shared Services	Federal	012 1010 GENL Computers SW	V2010 50% FY	SL 3		0.01	0	0	0	0	0
010	012	Utility	SL 3	2023	010 Atmos Regulated Shared Services	State No E	012 1010 GENL Computers SW	V2010 50% FY	SL 3		0.01	0.01	0.01	0	0	0
010	012	Utility	SL 3	2023	010 Atmos Regulated Shared Services	Federal	012 1010 GENL Computers SW	V2010 50% FY	SL 3		-0.01	0	0	0	0	0
010	012	Utility	SL 3	2023	010 Atmos Regulated Shared Services	State No E	012 1010 GENL Computers SW	V2010 50% FY	SL 3		-0.01	-0.01	-0.01	0	0	0
010	012	Utility	SL 3	2023	010 Atmos Regulated Shared Services	Federal	012 1010 GENL Computers SW	V2010 50% FY	SL 3		0	0	0	0	0	0
010	012	Utility	SL 3	2023	010 Atmos Regulated Shared Services	State No E	012 1010 GENL Computers SW	V2010 50% FY	SL 3		0	0.01	0.01	0	0	0
010	012	Utility	SL 3	2023	010 Atmos Regulated Shared Services	Federal	012 1010 GENL Computers SW	V2010 50% FY	SL 3		463917.05	49098.93	49098.93	0	0	0
010	012	Utility	SL 3	2023	010 Atmos Regulated Shared Services	State No E	012 1010 GENL Computers SW	V2010 50% FY	SL 3		463917.05	105722.34	105722.34	0	0	0
010	012	Utility	MACRS 7	2023	010 Atmos Regulated Shared Services	Federal	012 1010 GENL Tools	V2010 50% FY	MACRS 7		42313.3	19226.71	19226.71	0	0	0
010	012	Utility	MACRS 7	2023	010 Atmos Regulated Shared Services	State No E	012 1010 GENL Tools	V2010 50% FY	MACRS 7		42313.3	39053.91	39053.91	0	0	0
010	012	Utility	MACRS 7	2023	010 Atmos Regulated Shared Services	Federal	012 1010 GENL Tools	V2010 50% FY	MACRS 7		4593.96	2087.45	2087.45	0	0	0
010	012	Utility	MACRS 7	2023	010 Atmos Regulated Shared Services	State No E	012 1010 GENL Tools	V2010 50% FY	MACRS 7		4593.96	4240.09	4240.09	0	0	0
010	012	Utility	MACRS 7	2023	010 Atmos Regulated Shared Services	Federal	012 1010 GENL Tools	V2010 50% FY	MACRS 7		22751.65	10338.11	10338.11	0	0	0
010	012	Utility	MACRS 7	2023	010 Atmos Regulated Shared Services	State No E	012 1010 GENL Tools	V2010 50% FY	MACRS 7		22751.65	20999.1	20999.1	0	0	0
010	002	Utility	MACRS 5	2023	010 Atmos Regulated Shared Services	Federal	002 1010 GENL Computers HW	V2010 FY	MACRS 5		0	0	0	0	0	0
010	002	Utility	AMT 5	2023	010 Atmos Regulated Shared Services	AMT	002 1010 GENL Computers HW	V2010 FY	AMT 5		0	0	0	0	0	0
010	002	Utility	MACRS 5	2023	010 Atmos Regulated Shared Services	Federal	002 1010 GENL Computers SW	V2010 FY	MACRS 5		140239.04	18283.83	18283.83	0	0	0
010	002	Utility	AMT 5	2023	010 Atmos Regulated Shared Services	AMT	002 1010 GENL Computers SW	V2010 FY	AMT 5		140239.04	18283.82	18283.82	0	0	0
010	002	Utility	MACRS 5	2023	010 Atmos Regulated Shared Services	Federal	002 1010 GENL Computers SW	V2010 FY	MACRS 5		2224219.17	289985.09	289985.09	0	0	0
010	002	Utility	AMT 5	2023	010 Atmos Regulated Shared Services	AMT	002 1010 GENL Computers SW	V2010 FY	AMT 5		2224219.17	289985.1	289985.1	0	0	0
010	002	Utility	NONE	2023	010 Atmos Regulated Shared Services	Federal	002 1010 GENL Misc	V2010 FY	NONE		0	0	0	0	0	0
010	002	Utility	MACRS 39	2023	010 Atmos Regulated Shared Services	Federal	002 1010 GENL Office 7	V2010 FY	MACRS 39 MAR	12/1/2004 0:00	66385.92	41933.02	-2072.25	1075.16	0	0
010	002	Utility	MACRS 39	2023	010 Atmos Regulated Shared Services	Federal	002 1010 GENL Structures	V2010 FY	MACRS 39 APR	1/1/2004 0:00	71309.42	64505.94	19591.74	1653.93	0	0
010	002	Utility	MACRS 39	2023	010 Atmos Regulated Shared Services	Federal	002 1010 GENL Structures	V2010 FY	MACRS 39 MAY	2/1/2004 0:00	118579.88	107266.43	32345.75	2750.31	0	0
010	002	Utility	MACRS 39	2023	010 Atmos Regulated Shared Services	Federal	002 1010 GENL Structures	V2010 FY	MACRS 39 JUN	3/1/2004 0:00	410081.87	370956.84	111050.37	9511.33	0	0
010	002	Utility	MACRS 39	2023	010 Atmos Regulated Shared Services	Federal	002 1010 GENL Structures	V2010 FY	MACRS 39 JUL	4/1/2004 0:00	7861.11	7111.1	2113.45	182.33	0	0
010	002	Utility	MACRS 39	2023	010 Atmos Regulated Shared Services	Federal	002 1010 GENL Structures	V2010 FY	MACRS 39 JUL	4/1/2003 0:00	-3294.92	-3294.92	-1031.35	-84.48	0	0
010	002	Utility	MACRS 39	2023	010 Atmos Regulated Shared Services	Federal	002 1010 GENL Structures	V2010 FY	MACRS 39 AUG	5/1/2004 0:00	34572.16	31273.7	9225.79	801.86	0	0
010	002	Utility	MACRS 39	2023	010 Atmos Regulated Shared Services	Federal	002 1010 GENL Structures	V2010 FY	MACRS 39 SEP	6/1/2004 0:00	72.28	66.38	20.47	1.7	0	0
010	002	Utility	MACRS 39	2023	010 Atmos Regulated Shared Services	Federal	002 1010 GENL Structures	V2010 FY	MACRS 39 OCT	7/1/2004 0:00	14.67	13.27	4.41	0.34	0	0
010	002	Utility	MACRS 39	2023	010 Atmos Regulated Shared Services	Federal	002 1010 GENL Structures	V2010 FY	MACRS 39 DEC	9/1/2004 0:00	-0.84	-0.76	-0.26	-0.02	0	0
010	002	Utility	MACRS 39	2023	010 Atmos Regulated Shared Services	Federal	002 1010 GENL Structures	V2010 FY	MACRS 39 MAR	12/1/2004 0:00	7892211.13	4985157.44	-246356.94	127819.44	0	0
010	012	Utility	MACRS 39	2023	010 Atmos Regulated Shared Services	Federal	012 1010 GENL Structures	V2010 FY	MACRS 39 OCT	7/1/2003 0:00	46441.67	42057.53	13269.25	1078.36	0	0
010	002	Utility	MACRS 5	2023	010 Atmos Regulated Shared Services	Federal	002 1010 GENL Communication	V2011 100% FY	MACRS 5		37821.29	0	0	0	0	0
010	002	Utility	MACRS 5	2023	010 Atmos Regulated Shared Services	State No E	002 1010 GENL Communication	V2011 100% FY	MACRS 5		37821.29	34832.53	34832.53	0	0	0
010	002	Utility	MACRS 5	2023	010 Atmos Regulated Shared Services	Federal	002 1010 GENL Computers HW	V2011 100% FY	MACRS 5		0	0	0	0	0	0
010	002	Utility	MACRS 5	2023	010 Atmos Regulated Shared Services	State No E	002 1010 GENL Computers HW	V2011 100% FY	MACRS 5		0	0	0	0	0	0
010	002	Utility	MACRS 5	2023	010 Atmos Regulated Shared Services	Federal	002 1010 GENL Computers HW	V2011 100% FY	MACRS 5		0	-0.01	0	0	0	0
010	002	Utility	MACRS 5	2023	010 Atmos Regulated Shared Services	State No E	002 1010 GENL Computers HW	V2011 100% FY	MACRS 5		0	-0.01	-0.01	0	0	0
010	002	Utility	SL 3	2023	010 Atmos Regulated Shared Services	Federal	002 1010 GENL Computers HW	V2011 100% FY	SL 3		0	0.01	0	0	0	0
010	002	Utility	SL 3	2023	010 Atmos Regulated Shared Services	State No E	002 1010 GENL Computers HW	V2011 100% FY	SL 3		0	0.01	0.01	0	0	0
010	002	Utility	SL 3	2023	010 Atmos Regulated Shared Services	Federal	002 1010 GENL Computers HW	V2011 100% FY	SL 3		0	0	0	0	0	0
010	002	Utility	SL 3	2023	010 Atmos Regulated Shared Services	State No E	002 1010 GENL Computers HW	V2011 100% FY	SL 3		0	0	0	0	0	0
010	002	Utility	MACRS 5	2023	010 Atmos Regulated Shared Services	Federal	002 1010 GENL Computers HW	V2011 100% FY	MACRS 5		0	0.01	0	0	0	0
010	002	Utility	MACRS 5	2023	010 Atmos Regulated Shared Services	State No E	002 1010 GENL Computers HW	V2011 100% FY	MACRS 5		0	0.01	0.01	0	0	0
010	002	Utility	MACRS 5	2023	010 Atmos Regulated Shared Services	Federal	002 1010 GENL Computers HW	V2011 100% FY	MACRS 5		0	0	0	0	0	0

010	002	Utility	MACRS 5	2023	010	Atmos Regulated Shared Services	State No E	002	1010	GENL	Computers HW	V2011 100% FY	MACRS 5		0	0	0	0	0	0
010	002	Utility	MACRS 5	2023	010	Atmos Regulated Shared Services	Federal	002	1010	GENL	Computers HW	V2011 100% FY	MACRS 5		0	-0.01	0	0	0	0
010	002	Utility	MACRS 5	2023	010	Atmos Regulated Shared Services	State No E	002	1010	GENL	Computers HW	V2011 100% FY	MACRS 5		0	-0.01	-0.01	0	0	0
010	002	Utility	SL 3	2023	010	Atmos Regulated Shared Services	Federal	002	1010	GENL	Computers SW	V2011 100% FY	SL 3		781907.99	0	0	0	0	0
010	002	Utility	SL 3	2023	010	Atmos Regulated Shared Services	State No E	002	1010	GENL	Computers SW	V2011 100% FY	SL 3		781907.99	285689.86	285689.86	0	0	0
010	002	Utility	SL 3	2023	010	Atmos Regulated Shared Services	Federal	002	1010	GENL	Computers SW	V2011 100% FY	SL 3		5928.57	0	0	0	0	0
010	002	Utility	SL 3	2023	010	Atmos Regulated Shared Services	State No E	002	1010	GENL	Computers SW	V2011 100% FY	SL 3		5928.57	5315.68	5315.68	0	0	0
010	002	Utility	SL 3	2023	010	Atmos Regulated Shared Services	Federal	002	1010	GENL	Computers SW	V2011 100% FY	SL 3		1463573.4	0	0	0	0	0
010	002	Utility	SL 3	2023	010	Atmos Regulated Shared Services	State No E	002	1010	GENL	Computers SW	V2011 100% FY	SL 3		1463573.4	534753.55	534753.55	0	0	0
010	002	Utility	SL 3	2023	010	Atmos Regulated Shared Services	Federal	002	1010	GENL	Computers SW	V2011 100% FY	SL 3		669947.32	0	0	0	0	0
010	002	Utility	SL 3	2023	010	Atmos Regulated Shared Services	State No E	002	1010	GENL	Computers SW	V2011 100% FY	SL 3		669947.32	613108.22	613108.22	0	0	0
010	002	Utility	SL 3	2023	010	Atmos Regulated Shared Services	Federal	002	1010	GENL	Computers SW	V2011 100% FY	SL 3		26828.68	0	0	0	0	0
010	002	Utility	SL 3	2023	010	Atmos Regulated Shared Services	State No E	002	1010	GENL	Computers SW	V2011 100% FY	SL 3		26828.68	24267.59	24267.59	0	0	0
010	002	Utility	MACRS 5	2023	010	Atmos Regulated Shared Services	Federal	002	1010	GENL	Office 5	V2011 100% FY	MACRS 5		615.49	0	0	0	0	0
010	002	Utility	MACRS 5	2023	010	Atmos Regulated Shared Services	State No E	002	1010	GENL	Office 5	V2011 100% FY	MACRS 5		615.49	310.49	310.49	0	0	0
010	002	Utility	MACRS 7	2023	010	Atmos Regulated Shared Services	Federal	002	1010	GENL	Office 7	V2011 100% FY	MACRS 7		75270.85	0	0	0	0	0
010	002	Utility	MACRS 7	2023	010	Atmos Regulated Shared Services	State No E	002	1010	GENL	Office 7	V2011 100% FY	MACRS 7		75270.85	74640.91	74640.91	0	0	0
010	002	Utility	MACRS 7	2023	010	Atmos Regulated Shared Services	Federal	002	1010	GENL	Office 7	V2011 100% FY	MACRS 7		0	-0.01	0	0	0	0
010	002	Utility	MACRS 7	2023	010	Atmos Regulated Shared Services	State No E	002	1010	GENL	Office 7	V2011 100% FY	MACRS 7		0	-0.01	-0.01	0	0	0
010	002	Utility	MACRS 5	2023	010	Atmos Regulated Shared Services	Federal	002	1010	GENL	Transportation	V2011 100% FY	MACRS 5		0	0	0	0	0	0
010	002	Utility	MACRS 5	2023	010	Atmos Regulated Shared Services	State No E	002	1010	GENL	Transportation	V2011 100% FY	MACRS 5		0	0	0	0	0	0
010	012	Utility	MACRS 5	2023	010	Atmos Regulated Shared Services	Federal	012	1010	GENL	Communication	V2011 100% FY	MACRS 5		263540.49	0	0	0	0	0.01
010	012	Utility	MACRS 5	2023	010	Atmos Regulated Shared Services	State No E	012	1010	GENL	Communication	V2011 100% FY	MACRS 5		263540.49	246779.63	246779.63	0	0	0
010	012	Utility	MACRS 5	2023	010	Atmos Regulated Shared Services	Federal	012	1010	GENL	Computers HW	V2011 100% FY	MACRS 5		7422.62	0.01	0	0	0	0
010	012	Utility	MACRS 5	2023	010	Atmos Regulated Shared Services	State No E	012	1010	GENL	Computers HW	V2011 100% FY	MACRS 5		7422.62	7108.44	7108.44	0	0	0
010	012	Utility	MACRS 5	2023	010	Atmos Regulated Shared Services	Federal	012	1010	GENL	Computers HW	V2011 100% FY	MACRS 5		931.08	0	0	0	0	0
010	012	Utility	MACRS 5	2023	010	Atmos Regulated Shared Services	State No E	012	1010	GENL	Computers HW	V2011 100% FY	MACRS 5		931.08	851.95	851.95	0	0	0
010	012	Utility	MACRS 5	2023	010	Atmos Regulated Shared Services	Federal	012	1010	GENL	Computers HW	V2011 100% FY	MACRS 5		497.17	0	0	0	0	0
010	012	Utility	MACRS 5	2023	010	Atmos Regulated Shared Services	State No E	012	1010	GENL	Computers HW	V2011 100% FY	MACRS 5		497.17	494.08	494.08	0	0	0
010	012	Utility	SL 3	2023	010	Atmos Regulated Shared Services	Federal	012	1010	GENL	Computers SW	V2011 100% FY	SL 3		267859.44	0	0	0	0	0
010	012	Utility	SL 3	2023	010	Atmos Regulated Shared Services	State No E	012	1010	GENL	Computers SW	V2011 100% FY	SL 3		267859.44	157909.3	157909.3	0	0	0
010	012	Utility	SL 3	2023	010	Atmos Regulated Shared Services	Federal	012	1010	GENL	Computers SW	V2011 100% FY	SL 3		144735.19	0	0	0	0	0
010	012	Utility	SL 3	2023	010	Atmos Regulated Shared Services	State No E	012	1010	GENL	Computers SW	V2011 100% FY	SL 3		144735.19	129763.2	129763.2	0	0	0
010	012	Utility	MACRS 7	2023	010	Atmos Regulated Shared Services	Federal	012	1010	GENL	Misc	V2011 100% FY	MACRS 7		0	0	0	0	0	0
010	012	Utility	MACRS 7	2023	010	Atmos Regulated Shared Services	State No E	012	1010	GENL	Misc	V2011 100% FY	MACRS 7		0	0	0	0	0	0
010	012	Utility	MACRS 7	2023	010	Atmos Regulated Shared Services	Federal	012	1010	GENL	Office 7	V2011 100% FY	MACRS 7		7819.97	0	0	0	0	0
010	012	Utility	MACRS 7	2023	010	Atmos Regulated Shared Services	State No E	012	1010	GENL	Office 7	V2011 100% FY	MACRS 7		7819.97	7754.53	7754.53	0	0	0
010	012	Utility	MACRS 7	2023	010	Atmos Regulated Shared Services	Federal	012	1010	GENL	Office 7	V2011 100% FY	MACRS 7		1947.82	0	0	0	0	0
010	012	Utility	MACRS 7	2023	010	Atmos Regulated Shared Services	State No E	012	1010	GENL	Office 7	V2011 100% FY	MACRS 7		1947.82	1931.52	1931.52	0	0	0
010	012	Utility	MACRS 7	2023	010	Atmos Regulated Shared Services	Federal	012	1010	GENL	Office 7	V2011 100% FY	MACRS 7		7163.7	0	0	0	0	0
010	012	Utility	MACRS 7	2023	010	Atmos Regulated Shared Services	State No E	012	1010	GENL	Office 7	V2011 100% FY	MACRS 7		7163.7	6922.1	6922.1	0	0	0
010	002	Utility	MACRS 5	2023	010	Atmos Regulated Shared Services	Federal	002	1010	GENL	Communication	V2011 50% FY	MACRS 5		161511.8	74374.97	74374.97	0	0	0
010	002	Utility	MACRS 5	2023	010	Atmos Regulated Shared Services	State No E	002	1010	GENL	Communication	V2011 50% FY	MACRS 5		161511.8	148749.94	148749.94	0	0	0
010	002	Utility	MACRS 5	2023	010	Atmos Regulated Shared Services	Federal	002	1010	GENL	Computers HW	V2011 50% FY	MACRS 5		0	0	0	0	0	0
010	002	Utility	MACRS 5	2023	010	Atmos Regulated Shared Services	State No E	002	1010	GENL	Computers HW	V2011 50% FY	MACRS 5		0	0	0	0	0	0
010	002	Utility	MACRS 5	2023	010	Atmos Regulated Shared Services	Federal	002	1010	GENL	Computers HW	V2011 50% FY	MACRS 5		0	0	0	0	0	0
010	002	Utility	MACRS 5	2023	010	Atmos Regulated Shared Services	State No E	002	1010	GENL	Computers HW	V2011 50% FY	MACRS 5		0	0	0	0	0	0
010	002	Utility	MACRS 5	2023	010	Atmos Regulated Shared Services	Federal	002	1010	GENL	Computers HW	V2011 50% FY	MACRS 5		0	0	0	0	0	0
010	002	Utility	MACRS 5	2023	010	Atmos Regulated Shared Services	State No E	002	1010	GENL	Computers HW	V2011 50% FY	MACRS 5		0	0.01	0.01	0	0	0
010	002	Utility	SL 3	2023	010	Atmos Regulated Shared Services	Federal	002	1010	GENL	Computers SW	V2011 50% FY	SL 3		80.88	40.27	40.27	0	0	0
010	002	Utility	SL 3	2023	010	Atmos Regulated Shared Services	State No E	002	1010	GENL	Computers SW	V2011 50% FY	SL 3		80.88	80.55	80.55	0	0	0
010	002	Utility	SL 3	2023	010	Atmos Regulated Shared Services	Federal	002	1010	GENL	Computers SW	V2011 50% FY	SL 3		419522.56	76641.69	76641.69	0	0	0
010	002	Utility	SL 3	2023	010	Atmos Regulated Shared Services	State No E	002	1010	GENL	Computers SW	V2011 50% FY	SL 3		419522.56	153283.41	153283.41	0	0	0
010	002	Utility	SL 3	2023	010	Atmos Regulated Shared Services	Federal	002	1010	GENL	Computers SW	V2011 50% FY	SL 3		103543.46	18916.14	18916.14	0	0	0
010	002	Utility	SL 3	2023	010	Atmos Regulated Shared Services	State No E	002	1010	GENL	Computers SW	V2011 50% FY	SL 3		103543.46	37832.28	37832.28	0	0	0
010	002	Utility	SL 3	2023	010	Atmos Regulated Shared Services	Federal	002	1010	GENL	Computers SW	V2011 50% FY	SL 3		20106.29	9199.94	9199.94	0	0	0
010	002	Utility	SL 3	2023	010	Atmos Regulated Shared Services	State No E	002	1010	GENL	Computers SW	V2011 50% FY	SL 3		20106.29	18399.9	18399.9	0	0	0
010	002	Utility	SL 3	2023	010	Atmos Regulated Shared Services	Federal	002	1010	GENL	Computers SW	V2011 50% FY	SL 3		57957.91	25983	25983	0	0	0
010	002	Utility	SL 3	2023	010	Atmos Regulated Shared Services	State No E	002	1010	GENL	Computers SW	V2011 50% FY	SL 3		57957.91	51965.99	51965.99	0	0	0
010	002	Utility	SL 3	2023	010	Atmos Regulated Shared Services	Federal	002	1010	GENL	Computers SW	V2011 50% FY	SL 3		1721788.25	314549.9	314549.9	0	0	0
010	002	Utility	SL 3	2023	010	Atmos Regulated Shared Services	State No E	002	1010	GENL	Computers SW	V2011 50% FY	SL 3		1721788.25	629099.79	629099.79	0	0	0
010	002	Utility	MACRS 5	2023	010	Atmos Regulated Shared Services	Federal	002	1010	GENL	Transportation	V2011 50% FY	MACRS 5		0	0	0	0	0	0
010	002	Utility	MACRS 5	2023	010	Atmos Regulated Shared Services	State No E	002	1010	GENL	Transportation	V2011 50% FY	MACRS 5		0	0	0	0	0	0
010	012	Utility	MACRS 5	2023	010	Atmos Regulated Shared Services	Federal	012	1010	GENL	Computers HW	V2011 50% FY	MACRS 5		62.11	28.95	28.95	0	0	0
010	012	Utility	MACRS 5	2023	010	Atmos Regulated Shared Services	State No E	012	1010	GENL	Computers HW	V2011 50% FY	MACRS 5		62.11	57.9	57.9	0	0	0
010	012	Utility	MACRS 5	2023	010	Atmos Regulated Shared Services	Federal	012	1010	GENL	Computers HW	V2011 50% FY	MACRS 5		30.29	14.12	14.12	0	0	0
010	012	Utility	MACRS 5	2023	010	Atmos Regulated Shared Services	State No E	012	1010	GENL	Computers HW	V2011 50% FY	MACRS 5		30.29	28.23	28.23	0	0	0
010	012	Utility	MACRS 5	2023	010	Atmos Regulated Shared Services	Federal	012	1010	GENL	Computers HW	V2011 50% FY	MACRS 5		7.15	3.34	3.34	0	0	0
010	012	Utility	MACRS 5	2023	010	Atmos Regulated Shared Services	State No E	012	1010	GENL	Computers HW	V2011 50% FY	MACRS 5		7.15	6.67	6.67	0	0	0
010	012	Utility	MACRS 5	2023	010	Atmos Regulated Shared Services	Federal	012	1010	GENL	Computers HW	V2011 50% FY	MACRS 5		0.62	0.29	0.29	0	0	0
010	012	Utility	MACRS 5	2023	010	Atmos Regulated Shared Services	State No E	012	1010	GENL	Computers HW	V2011 50% FY	MACRS 5		0.62	0.58	0.58	0	0	0
010	012	Utility	MACRS 5	2023	010	Atmos Regulated Shared Services	Federal	012	1010	GENL	Computers HW	V2011 50% FY	MACRS 5		421.76	201.94	201.94	0	0	0
010	012	Utility	MACRS 5	2023	010	Atmos Regulated Shared Services	State No E	012	1010	GENL	Computers HW	V2011 50% FY	MACRS 5		421.76	403.92	403.92	0	0	0
010	012	Utility	MACRS 5	2023	010	Atmos Regulated Shared Services	Federal	012	1010	GENL	Computers HW	V2011 50% FY	MACRS 5		52.93	26.31	26.31	0	0	0
010	012	Utility	MACRS 5	2023	010	Atmos Regulated Shared Services	State No E	012	1010	GENL	Computers HW	V2011 50% FY	MACRS 5		52.93	52.61	52.61	0	0	0
010	012	Utility	SL 3	2023	010	Atmos Regulated Shared Services	Federal	012	1010	GENL	Computers SW	V2011 50% FY	SL 3		13555.79	6076.7	6076.7	0	0	0
010	012	Utility	SL 3	2023	010	Atmos Regulated Shared Services	State No E	012	1010	GENL	Computers SW	V2011 50% FY	SL 3		13555.79	12153.39	12153.39	0	0	0
010	012	Utility	SL 3	2023	010	Atmos Regulated Shared Services	Federal	012	1010	GENL	Computers SW	V2011 50% FY	SL 3		0	0	0	0	0	0
010	012	Utility	SL 3	2023	010	Atmos Regulated Shared Services	State No E	012	1010	GENL	Computers SW	V2011 50% FY	SL 3		0	-0.01	-0.01	0	0	0
010	012	Utility	SL 3	2023	010	Atmos Regulated Shared Services	Federal	012	1010	GENL	Computers SW	V2011 50% FY	SL 3		58692.96	17300.39	17300.39	0	0	0
010	012	Utility	SL 3	2023	010	Atmos Regulated Shared Services	State No E	012	1010	GENL	Computers SW	V2011 50% FY	SL 3		58692.96	34600.8	34600.8	0	0	0
010	012	Utility	MACRS 5	2023	010	Atmos Regulated Shared Services	Federal	012	1010	GENL	Transportation	V2011 50% FY	MACRS 5		96290.22	45741.51	45741.51	0	0	0
010	012	Utility	MACRS 5	2023	010	Atmos Regulated Shared Services	State No E	012	1010	GENL	Transportation	V2011 50% FY	MACRS 5		96290.22	91483.03	91483.03	0	0	0
010	002	Utility	MACRS 5	2023	010	Atmos Regulated Shared Services	Federal	002	1010	GENL	Computers HW	V2011 FY	MACRS 5		0	0.01	0.01	0	0	0
010	002	Utility	AMT 5	2023	010	Atmos Regulated Shared Services	AMT	002	1010	GENL	Computers HW	V2011 FY	AMT 5		0	0	0	0	0	0
010	002	Utility	NONE	2023	010	Atmos Regulated Shared Services	Federal	002	1010	GENL	Misc	V2011 FY	NONE		0	0	0	0	0	0
010	002	Utility	MACRS 7	2023	010	Atmos Regulated Shared Services	Federal	002	1010	GENL	Misc	V2011 FY	MACRS 7		11393.55	11393.55	11393.55	0	0	0
010	002	Utility	AMT 7	2023	010	Atmos Regulated Shared Services	AMT	002	1010	GENL	Misc	V2011 FY	AMT 7		11393.55	11393.55	11393.55	0	0	0
010	002	Utility	MACRS 39	2023	010	Atmos Regulated Shared Services	Federal	002	1010	GENL	Structures	V2011 FY	MACRS 39 MAY	2/1/2004 0:00	69889.02	63731.02	18587.75	1634.06	0	0
010	002	Utility	MACRS 39	2023	010	Atmos Regulated Shared Services	Federal	002	1010	GENL	Structures	V2011 FY	MACRS 39 JUN	3/1/2004 0:00	7274.92	6633.92	1920.61	170.09	0	0
010	002	Utility	MACRS 39	2023	010	Atmos Regulated Shared Services	Federal	002	1010	GENL	Structures	V2011 FY	MACRS 39 JUL	4/1/2004 0:00	-5765.84	-5257.84	-1510.99	-134.81	0	0
010	002	Utility	MACRS 39	2023	010	Atmos Regulated Shared Services	Federal	002	1010	GENL	Structures	V2011 FY	MACRS 39 SEP	6/1/2004 0:00	99.64	90.64	25.62	2.32	0	0

010	002	Utility	MACRS 39	2023	010 Atmos Regulated Shared Services	Federal	002 1010 GENL Structures	V2011 FY	MACRS 39 JAN	10/1/2004 0:00	477595.46	435516.46	130742.02	11166.64	0	0
010	002	Utility	MACRS 39	2023	010 Atmos Regulated Shared Services	Federal	002 1010 GENL Structures	V2011 FY	MACRS 39 MAR	12/1/2004 0:00	4105.04	3744.04	1108	96	0	0
010	012	Utility	MACRS 5	2023	010 Atmos Regulated Shared Services	Federal	012 1010 GENL Communication	V2011 FY	MACRS 5		271621	254346	254346	0	0	0
010	012	Utility	AMT 5	2023	010 Atmos Regulated Shared Services	AMT	012 1010 GENL Communication	V2011 FY	AMT 5		271621	254346	254346	0	0	0
010	012	Utility	MACRS 5	2023	010 Atmos Regulated Shared Services	Federal	012 1010 GENL Computers HW	V2011 FY	MACRS 5		969.58	963.54	963.54	0	0	0
010	012	Utility	AMT 5	2023	010 Atmos Regulated Shared Services	AMT	012 1010 GENL Computers HW	V2011 FY	AMT 5		969.58	963.54	963.54	0	0	0
010	012	Utility	NONE	2023	010 Atmos Regulated Shared Services	Federal	012 1010 GENL Equipment	V2011 FY	NONE		0	0	0	0	0	0
010	012	Utility	NONE	2023	010 Atmos Regulated Shared Services	Federal	012 1010 GENL Land	V2011 FY	NONE		2874239.87	2874239.87	0	0	0	0
010	012	Utility	NONE	2023	010 Atmos Regulated Shared Services	Federal	012 1010 GENL Land Rights	V2011 FY	NONE		1887122	1887122	0	0	0	0
010	012	Utility	MACRS 7	2023	010 Atmos Regulated Shared Services	Federal	012 1010 GENL Misc	V2011 FY	MACRS 7		4690.26	4690.26	4690.26	0	0	0
010	012	Utility	AMT 7	2023	010 Atmos Regulated Shared Services	AMT	012 1010 GENL Misc	V2011 FY	AMT 7		4690.26	4690.26	4690.26	0	0	0
010	012	Utility	MACRS 7	2023	010 Atmos Regulated Shared Services	Federal	012 1010 GENL Misc	V2011 FY	MACRS 7		2038.17	2038.17	2038.17	0	0	0
010	012	Utility	AMT 7	2023	010 Atmos Regulated Shared Services	AMT	012 1010 GENL Misc	V2011 FY	AMT 7		2038.17	2038.17	2038.17	0	0	0
010	012	Utility	MACRS 7	2023	010 Atmos Regulated Shared Services	Federal	012 1010 GENL Office 7	V2011 FY	MACRS 7		88762.9	88762.9	88762.9	0	0	0
010	012	Utility	AMT 7	2023	010 Atmos Regulated Shared Services	AMT	012 1010 GENL Office 7	V2011 FY	AMT 7		88762.9	88762.9	88762.9	0	0	0
010	012	Utility	MACRS 39	2023	010 Atmos Regulated Shared Services	Federal	012 1010 GENL Structures	V2011 FY	MACRS 39 FEB	11/1/2004 0:00	21380876	21324932	6356322.52	546771.26	0	0
010	012	Utility	MACRS 39	2023	010 Atmos Regulated Shared Services	Federal	012 1010 GENL Structures	V2011 FY	MACRS 39 MAR	12/1/2004 0:00	2187728.02	2182003.02	645720.18	55946.56	0	0
010	002	Utility	MACRS 5	2023	010 Atmos Regulated Shared Services	Federal	002 1010 GENL Computers HW	V2012 100% FY	MACRS 5		0	0	0	0	0	0
010	002	Utility	MACRS 5	2023	010 Atmos Regulated Shared Services	State No E	002 1010 GENL Computers HW	V2012 100% FY	MACRS 5		0	0	0	0	0	0
010	002	Utility	MACRS 5	2023	010 Atmos Regulated Shared Services	Federal	002 1010 GENL Computers HW	V2012 100% FY	MACRS 5		0	0	0	0	0	0
010	002	Utility	MACRS 5	2023	010 Atmos Regulated Shared Services	State No E	002 1010 GENL Computers HW	V2012 100% FY	MACRS 5		0	0	0	0	0	0
010	002	Utility	MACRS 5	2023	010 Atmos Regulated Shared Services	Federal	002 1010 GENL Computers HW	V2012 100% FY	MACRS 5		0	0	0	0	0	0
010	002	Utility	MACRS 5	2023	010 Atmos Regulated Shared Services	State No E	002 1010 GENL Computers HW	V2012 100% FY	MACRS 5		0	0	0	0	0	0
010	002	Utility	SL 3	2023	010 Atmos Regulated Shared Services	Federal	002 1010 GENL Computers SW	V2012 100% FY	SL 3		60784.59	0	0	0	0	0
010	002	Utility	SL 3	2023	010 Atmos Regulated Shared Services	State No E	002 1010 GENL Computers SW	V2012 100% FY	SL 3		60784.59	55987.24	55987.24	0	0	0
010	002	Utility	SL 3	2023	010 Atmos Regulated Shared Services	Federal	002 1010 GENL Computers SW	V2012 100% FY	SL 3		2106690.22	0	0	0	0	0
010	002	Utility	SL 3	2023	010 Atmos Regulated Shared Services	State No E	002 1010 GENL Computers SW	V2012 100% FY	SL 3		2106690.22	707201.42	707201.42	0	0	0
010	002	Utility	SL 3	2023	010 Atmos Regulated Shared Services	Federal	002 1010 GENL Computers SW	V2012 100% FY	SL 3		1295361.71	0	0	0	0	0
010	002	Utility	SL 3	2023	010 Atmos Regulated Shared Services	State No E	002 1010 GENL Computers SW	V2012 100% FY	SL 3		1295361.71	967242.05	967242.05	0	0	0
010	002	Utility	SL 3	2023	010 Atmos Regulated Shared Services	Federal	002 1010 GENL Computers SW	V2012 100% FY	SL 3		281661.69	0	0	0	0	0
010	002	Utility	SL 3	2023	010 Atmos Regulated Shared Services	State No E	002 1010 GENL Computers SW	V2012 100% FY	SL 3		281661.69	94551.89	94551.89	0	0	0
010	002	Utility	MACRS 7	2023	010 Atmos Regulated Shared Services	Federal	002 1010 GENL Misc	V2012 100% FY	MACRS 7		1528.09	0	0	0	0	0
010	002	Utility	MACRS 7	2023	010 Atmos Regulated Shared Services	State No E	002 1010 GENL Misc	V2012 100% FY	MACRS 7		1528.09	1413.92	1413.92	0	0	0
010	002	Utility	MACRS 7	2023	010 Atmos Regulated Shared Services	Federal	002 1010 GENL Misc	V2012 100% FY	MACRS 7		0	0	0	0	0	0
010	002	Utility	MACRS 7	2023	010 Atmos Regulated Shared Services	State No E	002 1010 GENL Misc	V2012 100% FY	MACRS 7		0	-0.01	0	0	0	0
010	002	Utility	MACRS 7	2023	010 Atmos Regulated Shared Services	Federal	002 1010 GENL Office 7	V2012 100% FY	MACRS 7		0	0	0	0	0	0
010	002	Utility	MACRS 7	2023	010 Atmos Regulated Shared Services	State No E	002 1010 GENL Office 7	V2012 100% FY	MACRS 7		0	0	0	0	0	0
010	002	Utility	MACRS 7	2023	010 Atmos Regulated Shared Services	Federal	002 1010 GENL Tools	V2012 100% FY	MACRS 7		0	0.01	0	0	0	0
010	002	Utility	MACRS 7	2023	010 Atmos Regulated Shared Services	State No E	002 1010 GENL Tools	V2012 100% FY	MACRS 7		0	0.01	0.01	0	0	0
010	012	Utility	MACRS 5	2023	010 Atmos Regulated Shared Services	Federal	012 1010 GENL Communication	V2012 100% FY	MACRS 5		5673.92	0	0	0	0	0
010	012	Utility	MACRS 5	2023	010 Atmos Regulated Shared Services	State No E	012 1010 GENL Communication	V2012 100% FY	MACRS 5		5673.92	1105.92	1105.92	0	0	0
010	012	Utility	MACRS 5	2023	010 Atmos Regulated Shared Services	Federal	012 1010 GENL Computers HW	V2012 100% FY	MACRS 5		4814.82	0	0	0	0	0
010	012	Utility	MACRS 5	2023	010 Atmos Regulated Shared Services	State No E	012 1010 GENL Computers HW	V2012 100% FY	MACRS 5		4814.82	4600.37	4600.37	0	0	0
010	012	Utility	MACRS 5	2023	010 Atmos Regulated Shared Services	Federal	012 1010 GENL Computers HW	V2012 100% FY	MACRS 5		26070.5	0	0	0	0	0
010	012	Utility	MACRS 5	2023	010 Atmos Regulated Shared Services	State No E	012 1010 GENL Computers HW	V2012 100% FY	MACRS 5		26070.5	24604.1	24604.1	0	0	0
010	012	Utility	MACRS 5	2023	010 Atmos Regulated Shared Services	Federal	012 1010 GENL Computers HW	V2012 100% FY	MACRS 5		16036.51	0	0	0	0	0
010	012	Utility	MACRS 5	2023	010 Atmos Regulated Shared Services	State No E	012 1010 GENL Computers HW	V2012 100% FY	MACRS 5		16036.51	15144.96	15144.96	0	0	0
010	012	Utility	MACRS 5	2023	010 Atmos Regulated Shared Services	Federal	012 1010 GENL Computers HW	V2012 100% FY	MACRS 5		3613.3	0	0	0	0	0
010	012	Utility	MACRS 5	2023	010 Atmos Regulated Shared Services	State No E	012 1010 GENL Computers HW	V2012 100% FY	MACRS 5		3613.3	3380.62	3380.62	0	0	0
010	012	Utility	SL 3	2023	010 Atmos Regulated Shared Services	Federal	012 1010 GENL Computers SW	V2012 100% FY	SL 3		56830.06	0	0	0	0	0
010	012	Utility	SL 3	2023	010 Atmos Regulated Shared Services	State No E	012 1010 GENL Computers SW	V2012 100% FY	SL 3		56830.06	28151.8	28151.8	0	0	0
010	012	Utility	SL 3	2023	010 Atmos Regulated Shared Services	Federal	012 1010 GENL Computers SW	V2012 100% FY	SL 3		205341.87	0	0	0	0	0
010	012	Utility	SL 3	2023	010 Atmos Regulated Shared Services	State No E	012 1010 GENL Computers SW	V2012 100% FY	SL 3		205341.87	139734.34	139734.34	0	0	0
010	012	Utility	SL 3	2023	010 Atmos Regulated Shared Services	Federal	012 1010 GENL Computers SW	V2012 100% FY	SL 3		16419.43	0	0	0	0	0
010	012	Utility	SL 3	2023	010 Atmos Regulated Shared Services	State No E	012 1010 GENL Computers SW	V2012 100% FY	SL 3		16419.43	5511.89	5511.89	0	0	0
010	012	Utility	SL 3	2023	010 Atmos Regulated Shared Services	Federal	012 1010 GENL Computers SW	V2012 100% FY	SL 3		8366.16	0	0	0	0	0
010	012	Utility	SL 3	2023	010 Atmos Regulated Shared Services	State No E	012 1010 GENL Computers SW	V2012 100% FY	SL 3		8366.16	7705.87	7705.87	0	0	0
010	012	Utility	SL 3	2023	010 Atmos Regulated Shared Services	Federal	012 1010 GENL Computers SW	V2012 100% FY	SL 3		1245.47	0	0	0	0	0
010	012	Utility	SL 3	2023	010 Atmos Regulated Shared Services	State No E	012 1010 GENL Computers SW	V2012 100% FY	SL 3		1245.47	1147.17	1147.17	0	0	0
010	012	Utility	MACRS 7	2023	010 Atmos Regulated Shared Services	Federal	012 1010 GENL Misc	V2012 100% FY	MACRS 7		-4637.08	0	0	0	0	0
010	012	Utility	MACRS 7	2023	010 Atmos Regulated Shared Services	State No E	012 1010 GENL Misc	V2012 100% FY	MACRS 7		-4637.08	-4304.08	-4304.08	0	0	0
010	012	Utility	MACRS 7	2023	010 Atmos Regulated Shared Services	Federal	012 1010 GENL Misc	V2012 100% FY	MACRS 7		3321.69	0	0	0	0	0
010	012	Utility	MACRS 7	2023	010 Atmos Regulated Shared Services	State No E	012 1010 GENL Misc	V2012 100% FY	MACRS 7		3321.69	3073.5	3073.5	0	0	0
010	012	Utility	MACRS 7	2023	010 Atmos Regulated Shared Services	Federal	012 1010 GENL Misc	V2012 100% FY	MACRS 7		2823.23	0	0	0	0	0
010	012	Utility	MACRS 7	2023	010 Atmos Regulated Shared Services	State No E	012 1010 GENL Misc	V2012 100% FY	MACRS 7		2823.23	2612.28	2612.28	0	0	0
010	012	Utility	MACRS 7	2023	010 Atmos Regulated Shared Services	Federal	012 1010 GENL Misc	V2012 100% FY	MACRS 7		119410.96	0	0	0	0	0
010	012	Utility	MACRS 7	2023	010 Atmos Regulated Shared Services	State No E	012 1010 GENL Misc	V2012 100% FY	MACRS 7		119410.96	110488.91	110488.91	0	0	0
010	012	Utility	MACRS 7	2023	010 Atmos Regulated Shared Services	Federal	012 1010 GENL Office 7	V2012 100% FY	MACRS 7		4579.57	0	0	0	0	0
010	012	Utility	MACRS 7	2023	010 Atmos Regulated Shared Services	State No E	012 1010 GENL Office 7	V2012 100% FY	MACRS 7		4579.57	4422.45	4422.45	0	0	0
010	012	Utility	MACRS 7	2023	010 Atmos Regulated Shared Services	Federal	012 1010 GENL Office 7	V2012 100% FY	MACRS 7		1578.99	0	0	0	0	0
010	012	Utility	MACRS 7	2023	010 Atmos Regulated Shared Services	State No E	012 1010 GENL Office 7	V2012 100% FY	MACRS 7		1578.99	1524.81	1524.81	0	0	0
010	012	Utility	MACRS 7	2023	010 Atmos Regulated Shared Services	Federal	012 1010 GENL Office 7	V2012 100% FY	MACRS 7		10991.9	0	0	0	0	0
010	012	Utility	MACRS 7	2023	010 Atmos Regulated Shared Services	State No E	012 1010 GENL Office 7	V2012 100% FY	MACRS 7		10991.9	10385.35	10385.35	0	0	0
010	012	Utility	MACRS 7	2023	010 Atmos Regulated Shared Services	Federal	012 1010 GENL Tools	V2012 100% FY	MACRS 7		26316.23	0	0	0	0	0
010	012	Utility	MACRS 7	2023	010 Atmos Regulated Shared Services	State No E	012 1010 GENL Tools	V2012 100% FY	MACRS 7		26316.23	24864.04	24864.04	0	0	0
010	012	Utility	MACRS 7	2023	010 Atmos Regulated Shared Services	Federal	012 1010 GENL Tools	V2012 100% FY	MACRS 7		2945.13	0	0	0	0	0
010	012	Utility	MACRS 7	2023	010 Atmos Regulated Shared Services	State No E	012 1010 GENL Tools	V2012 100% FY	MACRS 7		2945.13	2782.61	2782.61	0	0	0
010	012	Utility	MACRS 7	2023	010 Atmos Regulated Shared Services	Federal	012 1010 GENL Tools	V2012 100% FY	MACRS 7		1069.1	0	0	0	0	0
010	012	Utility	MACRS 7	2023	010 Atmos Regulated Shared Services	State No E	012 1010 GENL Tools	V2012 100% FY	MACRS 7		1069.1	1010.1	1010.1	0	0	0
010	012	Utility	MACRS 7	2023	010 Atmos Regulated Shared Services	Federal	012 1010 GENL Tools	V2012 100% FY	MACRS 7		18654.84	0	0	0	0	0
010	012	Utility	MACRS 7	2023	010 Atmos Regulated Shared Services	State No E	012 1010 GENL Tools	V2012 100% FY	MACRS 7		18654.84	17625.42	17625.42	0	0	0
010	012	Utility	MACRS 7	2023	010 Atmos Regulated Shared Services	Federal	012 1010 GENL Tools	V2012 100% FY	MACRS 7		6651.68	0	0	0	0	0
010	012	Utility	MACRS 7	2023	010 Atmos Regulated Shared Services	State No E	012 1010 GENL Tools	V2012 100% FY	MACRS 7		6651.68	6284.62	6284.62	0	0	0
010	012	Utility	MACRS 7	2023	010 Atmos Regulated Shared Services	Federal	012 1010 GENL Tools	V2012 100% FY	MACRS 7		4830.61	0	0	0	0	0
010	012	Utility	MACRS 7	2023	010 Atmos Regulated Shared Services	State No E	012 1010 GENL Tools	V2012 100% FY	MACRS 7		4830.61	4564.05	4564.05	0	0	0
010	002	Utility	MACRS 5	2023	010 Atmos Regulated Shared Services	Federal	002 1010 GENL Communication	V2012 50% New FY	MACRS 5		8824.34	4103.38	4103.38	0	0	0
010	002	Utility	MACRS 5	2023	010 Atmos Regulated Shared Services	State No E	002 1010 GENL Communication	V2012 50% New FY	MACRS 5		8824.34	8206.76	8206.76	0	0	0
010	002	Utility	MACRS 5	2023	010 Atmos Regulated Shared Services	Federal	002 1010 GENL Communication	V2012 50% New FY	MACRS 5		141328.11	65718.58	65718.58	0	0	0
010	002	Utility	MACRS 5	2023	010 Atmos Regulated Shared Services	State No E	002 1010 GENL Communication	V2012 50% New FY	MACRS 5		141328.11	131437.18	131437.18	0	0	0
010	002	Utility	MACRS 5	2023	010 Atmos Regulated Shared Services	Federal	002 1010 GENL Computers HW	V2012 50% New FY	MACRS 5		0	0	0	0	0	0
010	002	Utility	MACRS 5	2023	010 Atmos Regulated Shared Services	State No E	002 1010 GENL Computers HW	V2012 50% New FY	MACRS 5		0	0	0	0	0	0
010	002	Utility	MACRS 5	2023	010 Atmos Regulated Shared Services	Federal	002 1010 GENL Computers HW	V2012 50% New FY	MACRS 5		0	0	0	0	0	0

010	002	Utility	MACRS 5	2023	010 Atmos Regulated Shared Services	State No E	002 1010 GENL Computers HW	V2012 50% New FY	MACRS 5		0	-0.01	-0.01	0	0	0
010	002	Utility	MACRS 5	2023	010 Atmos Regulated Shared Services	Federal	002 1010 GENL Computers HW	V2012 50% New FY	MACRS 5		0	0.01	0.01	0	0	0
010	002	Utility	MACRS 5	2023	010 Atmos Regulated Shared Services	State No E	002 1010 GENL Computers HW	V2012 50% New FY	MACRS 5		0	0	0	0	0	0
010	002	Utility	SL 3	2023	010 Atmos Regulated Shared Services	Federal	002 1010 GENL Computers SW	V2012 50% New FY	SL 3		23017.71	10600.86	10600.86	0	0	0
010	002	Utility	SL 3	2023	010 Atmos Regulated Shared Services	State No E	002 1010 GENL Computers SW	V2012 50% New FY	SL 3		23017.71	21201.73	21201.73	0	0	0
010	002	Utility	SL 3	2023	010 Atmos Regulated Shared Services	Federal	002 1010 GENL Computers SW	V2012 50% New FY	SL 3		1180396.17	198125.01	198125.01	0	0	0
010	002	Utility	SL 3	2023	010 Atmos Regulated Shared Services	State No E	002 1010 GENL Computers SW	V2012 50% New FY	SL 3		1180396.17	396250.03	396250.03	0	0	0
010	002	Utility	SL 3	2023	010 Atmos Regulated Shared Services	Federal	002 1010 GENL Computers SW	V2012 50% New FY	SL 3		263551.19	98396.34	98396.34	0	0	0
010	002	Utility	SL 3	2023	010 Atmos Regulated Shared Services	State No E	002 1010 GENL Computers SW	V2012 50% New FY	SL 3		263551.19	196792.67	196792.67	0	0	0
010	002	Utility	MACRS 7	2023	010 Atmos Regulated Shared Services	Federal	002 1010 GENL Misc	V2012 50% New FY	MACRS 7		7245.08	3352.14	3352.14	0	0	0
010	002	Utility	MACRS 7	2023	010 Atmos Regulated Shared Services	State No E	002 1010 GENL Misc	V2012 50% New FY	MACRS 7		7245.08	6704.29	6704.29	0	0	0
010	002	Utility	MACRS 7	2023	010 Atmos Regulated Shared Services	Federal	002 1010 GENL Office 7	V2012 50% New FY	MACRS 7		0	0.01	0.01	0	0	0
010	002	Utility	MACRS 7	2023	010 Atmos Regulated Shared Services	State No E	002 1010 GENL Office 7	V2012 50% New FY	MACRS 7		0	0	0	0	0	0
010	002	Utility	MACRS 7	2023	010 Atmos Regulated Shared Services	Federal	002 1010 GENL Tools	V2012 50% New FY	MACRS 7		0	0.01	0.01	0	0	0
010	002	Utility	MACRS 7	2023	010 Atmos Regulated Shared Services	State No E	002 1010 GENL Tools	V2012 50% New FY	MACRS 7		0	0.01	0.01	0	0	0
010	002	Utility	MACRS 5	2023	010 Atmos Regulated Shared Services	Federal	002 1010 GENL Transportation	V2012 50% New FY	MACRS 5		2852.56	1336.28	1336.28	0	0	0
010	002	Utility	MACRS 5	2023	010 Atmos Regulated Shared Services	State No E	002 1010 GENL Transportation	V2012 50% New FY	MACRS 5		2852.56	2672.56	2672.56	0	0	0
010	012	Utility	MACRS 5	2023	010 Atmos Regulated Shared Services	Federal	012 1010 GENL Communication	V2012 50% New FY	MACRS 5		1293.16	601.33	601.33	0	0	0
010	012	Utility	MACRS 5	2023	010 Atmos Regulated Shared Services	State No E	012 1010 GENL Communication	V2012 50% New FY	MACRS 5		1293.16	1202.66	1202.66	0	0	0
010	012	Utility	MACRS 5	2023	010 Atmos Regulated Shared Services	Federal	012 1010 GENL Computers HW	V2012 50% New FY	MACRS 5		2322.07	1109.17	1109.17	0	0	0
010	012	Utility	MACRS 5	2023	010 Atmos Regulated Shared Services	State No E	012 1010 GENL Computers HW	V2012 50% New FY	MACRS 5		2322.07	2218.34	2218.34	0	0	0
010	012	Utility	MACRS 5	2023	010 Atmos Regulated Shared Services	Federal	012 1010 GENL Computers HW	V2012 50% New FY	MACRS 5		46218.45	21809.45	21809.45	0	0	0
010	012	Utility	MACRS 5	2023	010 Atmos Regulated Shared Services	State No E	012 1010 GENL Computers HW	V2012 50% New FY	MACRS 5		46218.45	43618.9	43618.9	0	0	0
010	012	Utility	MACRS 5	2023	010 Atmos Regulated Shared Services	Federal	012 1010 GENL Computers HW	V2012 50% New FY	MACRS 5		9965.76	4709.01	4709.01	0	0	0
010	012	Utility	MACRS 5	2023	010 Atmos Regulated Shared Services	State No E	012 1010 GENL Computers HW	V2012 50% New FY	MACRS 5		9965.76	9418.01	9418.01	0	0	0
010	012	Utility	SL 3	2023	010 Atmos Regulated Shared Services	Federal	012 1010 GENL Computers SW	V2012 50% New FY	SL 3		88992.51	33569.81	33569.81	0	0	0
010	012	Utility	SL 3	2023	010 Atmos Regulated Shared Services	State No E	012 1010 GENL Computers SW	V2012 50% New FY	SL 3		88992.51	67139.63	67139.63	0	0	0
010	012	Utility	SL 3	2023	010 Atmos Regulated Shared Services	Federal	012 1010 GENL Computers SW	V2012 50% New FY	SL 3		7505.05	2553.83	2553.83	0	0	0
010	012	Utility	SL 3	2023	010 Atmos Regulated Shared Services	State No E	012 1010 GENL Computers SW	V2012 50% New FY	SL 3		7505.05	5107.64	5107.64	0	0	0
010	012	Utility	MACRS 7	2023	010 Atmos Regulated Shared Services	Federal	012 1010 GENL Equipment	V2012 50% New FY	MACRS 7		0	0	0	0	0	0
010	012	Utility	MACRS 7	2023	010 Atmos Regulated Shared Services	State No E	012 1010 GENL Equipment	V2012 50% New FY	MACRS 7		0	0	0	0	0	0
010	012	Utility	MACRS 7	2023	010 Atmos Regulated Shared Services	Federal	012 1010 GENL Misc	V2012 50% New FY	MACRS 7		5400.92	2507.17	2507.17	0	0	0
010	012	Utility	MACRS 7	2023	010 Atmos Regulated Shared Services	State No E	012 1010 GENL Misc	V2012 50% New FY	MACRS 7		5400.92	5014.36	5014.36	0	0	0
010	012	Utility	MACRS 7	2023	010 Atmos Regulated Shared Services	Federal	012 1010 GENL Tools	V2012 50% New FY	MACRS 7		10266.78	4850.07	4850.07	0	0	0
010	012	Utility	MACRS 7	2023	010 Atmos Regulated Shared Services	State No E	012 1010 GENL Tools	V2012 50% New FY	MACRS 7		10266.78	9700.15	9700.15	0	0	0
010	012	Utility	MACRS 7	2023	010 Atmos Regulated Shared Services	Federal	012 1010 GENL Tools	V2012 50% New FY	MACRS 7		6522.01	3081.03	3081.03	0	0	0
010	012	Utility	MACRS 7	2023	010 Atmos Regulated Shared Services	State No E	012 1010 GENL Tools	V2012 50% New FY	MACRS 7		6522.01	6162.05	6162.05	0	0	0
010	002	Utility	MACRS 7	2023	010 Atmos Regulated Shared Services	Federal	002 1010 GENL Office 7	V2012 FY	MACRS 7		-200	-194	-194	0	0	0
010	002	Utility	AMT 7	2023	010 Atmos Regulated Shared Services	AMT	002 1010 GENL Office 7	V2012 FY	AMT 7		-200	-194	-194	0	0	0
010	002	Utility	MACRS 39	2023	010 Atmos Regulated Shared Services	Federal	002 1010 GENL Structures	V2012 FY	MACRS 39 APR	1/1/2003 0:00	259.66	235.99	63.27	6.05	0	0
010	002	Utility	MACRS 39	2023	010 Atmos Regulated Shared Services	Federal	002 1010 GENL Structures	V2012 FY	MACRS 39 JUN	3/1/2003 0:00	-0.97	-0.97	-0.21	-0.02	0	0
010	002	Utility	MACRS 39	2023	010 Atmos Regulated Shared Services	Federal	002 1010 GENL Structures	V2012 FY	MACRS 39 OCT	38169	3.42	3.24	0.9	0.08	0	0
010	002	Utility	MACRS 39	2023	010 Atmos Regulated Shared Services	Federal	002 1010 GENL Structures	V2012 FY	MACRS 39 MAR	37956	186992.72	170039.42	45959.95	4359.81	0	0
010	012	Utility	MACRS 39	2023	010 Atmos Regulated Shared Services	Federal	012 1010 GENL Structures	V2012 FY	MACRS 39 OCT	38169	2634.71	2499.03	702.2	64.08	0	0
010	012	Utility	MACRS 39	2023	010 Atmos Regulated Shared Services	Federal	012 1010 GENL Structures	V2012 FY	MACRS 39 NOV	38200	3235.81	3068.81	855.66	78.68	0	0
010	012	Utility	MACRS 39	2023	010 Atmos Regulated Shared Services	Federal	012 1010 GENL Structures	V2012 FY	MACRS 39 FEB	38292	11421.93	10826.93	2949.56	277.6	0	0
010	012	Utility	MACRS 39	2023	010 Atmos Regulated Shared Services	Federal	012 1010 GENL Structures	V2012 FY	MACRS 39 MAR	38322	2166.25	2054.25	555.23	52.67	0	0
010	002	Utility	MACRS 5	2023	010 Atmos Regulated Shared Services	Federal	002 1010 GENL Communication	V2013 50% FY	MACRS 5		8824.34	4134.17	4134.17	0	0	0
010	002	Utility	MACRS 5	2023	010 Atmos Regulated Shared Services	State No E	002 1010 GENL Communication	V2013 50% FY	MACRS 5		8824.34	8268.34	8268.34	0	0	0
010	002	Utility	MACRS 5	2023	010 Atmos Regulated Shared Services	Federal	002 1010 GENL Computers HW	V2013 50% FY	MACRS 5		0	-0.01	-0.01	0	0	0
010	002	Utility	MACRS 5	2023	010 Atmos Regulated Shared Services	State No E	002 1010 GENL Computers HW	V2013 50% FY	MACRS 5		0	0	0	0	0	0
010	002	Utility	MACRS 5	2023	010 Atmos Regulated Shared Services	Federal	002 1010 GENL Computers HW	V2013 50% FY	MACRS 5		0	0.01	0.01	0	0	0
010	002	Utility	MACRS 5	2023	010 Atmos Regulated Shared Services	State No E	002 1010 GENL Computers HW	V2013 50% FY	MACRS 5		0	0	0	0	0	0
010	002	Utility	MACRS 5	2023	010 Atmos Regulated Shared Services	Federal	002 1010 GENL Computers HW	V2013 50% FY	MACRS 5		0	0	0	0	0	0
010	002	Utility	MACRS 5	2023	010 Atmos Regulated Shared Services	State No E	002 1010 GENL Computers HW	V2013 50% FY	MACRS 5		0	0	0	0	0	0
010	002	Utility	SL 3	2023	010 Atmos Regulated Shared Services	Federal	002 1010 GENL Computers SW	V2013 50% FY	SL 3		80644.73	37783.01	37783.01	0	0	0
010	002	Utility	SL 3	2023	010 Atmos Regulated Shared Services	State No E	002 1010 GENL Computers SW	V2013 50% FY	SL 3		80644.73	75566	75566	0	0	0
010	002	Utility	SL 3	2023	010 Atmos Regulated Shared Services	Federal	002 1010 GENL Computers SW	V2013 50% FY	SL 3		5230209.07	513820.55	513820.55	0	0	0
010	002	Utility	SL 3	2023	010 Atmos Regulated Shared Services	State No E	002 1010 GENL Computers SW	V2013 50% FY	SL 3		5230209.07	1027641.1	1027641.1	0	0	0
010	002	Utility	SL 3	2023	010 Atmos Regulated Shared Services	Federal	002 1010 GENL Computers SW	V2013 50% FY	SL 3		500047.04	219378.69	219378.69	0	0	0
010	002	Utility	SL 3	2023	010 Atmos Regulated Shared Services	State No E	002 1010 GENL Computers SW	V2013 50% FY	SL 3		500047.04	438757.36	438757.36	0	0	0
010	002	Utility	SL 3	2023	010 Atmos Regulated Shared Services	Federal	002 1010 GENL Computers SW	V2013 50% FY	SL 3		359071.26	35275.49	35275.49	0	0	0
010	002	Utility	SL 3	2023	010 Atmos Regulated Shared Services	State No E	002 1010 GENL Computers SW	V2013 50% FY	SL 3		359071.26	70550.99	70550.99	0	0	0
010	002	Utility	MACRS 7	2023	010 Atmos Regulated Shared Services	Federal	002 1010 GENL Misc	V2013 50% FY	MACRS 7		0	0	0	0	0	0
010	002	Utility	MACRS 7	2023	010 Atmos Regulated Shared Services	State No E	002 1010 GENL Misc	V2013 50% FY	MACRS 7		0	0	0	0	0	0
010	002	Utility	MACRS 7	2023	010 Atmos Regulated Shared Services	Federal	002 1010 GENL Office 7	V2013 50% FY	MACRS 7		0	0.01	0.01	0	0	0
010	002	Utility	MACRS 7	2023	010 Atmos Regulated Shared Services	State No E	002 1010 GENL Office 7	V2013 50% FY	MACRS 7		0	0	0	0	0	0
010	012	Utility	MACRS 5	2023	010 Atmos Regulated Shared Services	Federal	012 1010 GENL Computers HW	V2013 50% FY	MACRS 5		5736685.34	2619434.37	2619434.37	0	0	0
010	012	Utility	MACRS 5	2023	010 Atmos Regulated Shared Services	State No E	012 1010 GENL Computers HW	V2013 50% FY	MACRS 5		5736685.34	5238868.74	5238868.74	0	0	0
010	012	Utility	MACRS 5	2023	010 Atmos Regulated Shared Services	Federal	012 1010 GENL Computers HW	V2013 50% FY	MACRS 5		27230.35	12420.9	12420.9	0	0	0
010	012	Utility	MACRS 5	2023	010 Atmos Regulated Shared Services	State No E	012 1010 GENL Computers HW	V2013 50% FY	MACRS 5		27230.35	24841.79	24841.79	0	0	0
010	012	Utility	MACRS 5	2023	010 Atmos Regulated Shared Services	Federal	012 1010 GENL Computers HW	V2013 50% FY	MACRS 5		404370.95	184509.82	184509.82	0	0	0
010	012	Utility	MACRS 5	2023	010 Atmos Regulated Shared Services	State No E	012 1010 GENL Computers HW	V2013 50% FY	MACRS 5		404370.95	369019.62	369019.62	0	0	0
010	012	Utility	SL 3	2023	010 Atmos Regulated Shared Services	Federal	012 1010 GENL Computers SW	V2013 50% FY	SL 3		72961498.49	8533603.71	8533603.71	0	0	0
010	012	Utility	SL 3	2023	010 Atmos Regulated Shared Services	State No E	012 1010 GENL Computers SW	V2013 50% FY	SL 3		72961498.49	17067207.43	17067207.43	0	0	0
010	012	Utility	SL 3	2023	010 Atmos Regulated Shared Services	Federal	012 1010 GENL Computers SW	V2013 50% FY	SL 3		715412.04	179083.53	179083.53	0	0	0
010	012	Utility	SL 3	2023	010 Atmos Regulated Shared Services	State No E	012 1010 GENL Computers SW	V2013 50% FY	SL 3		715412.04	358167.06	358167.06	0	0	0
010	012	Utility	MACRS 7	2023	010 Atmos Regulated Shared Services	Federal	012 1010 GENL Misc	V2013 50% FY	MACRS 7		0	0.01	0.01	0	0	0
010	012	Utility	MACRS 7	2023	010 Atmos Regulated Shared Services	State No E	012 1010 GENL Misc	V2013 50% FY	MACRS 7		0	0	0	0	0	0
010	012	Utility	MACRS 7	2023	010 Atmos Regulated Shared Services	Federal	012 1010 GENL Misc	V2013 50% FY	MACRS 7		0	0.01	0.01	0	0	0
010	012	Utility	MACRS 7	2023	010 Atmos Regulated Shared Services	State No E	012 1010 GENL Misc	V2013 50% FY	MACRS 7		0	0	0	0	0	0
010	012	Utility	MACRS 7	2023	010 Atmos Regulated Shared Services	Federal	012 1010 GENL Misc	V2013 50% FY	MACRS 7		0	0	0	0	0	0
010	012	Utility	MACRS 7	2023	010 Atmos Regulated Shared Services	State No E	012 1010 GENL Misc	V2013 50% FY	MACRS 7		0	0	0	0	0	0
010	012	Utility	MACRS 7	2023	010 Atmos Regulated Shared Services	Federal	012 1010 GENL Office 7	V2013 50% FY	MACRS 7		23465.26	10973.25	10973.25	0	0	0
010	012	Utility	MACRS 7	2023	010 Atmos Regulated Shared Services	State No E	012 1010 GENL Office 7	V2013 50% FY	MACRS 7		23465.26	21946.51	21946.51	0	0	0
010	012	Utility	MACRS 7	2023	010 Atmos Regulated Shared Services	Federal	012 1010 GENL Office 7	V2013 50% FY	MACRS 7		1102725.71	502994.63	502994.63	0	0	0
010	012	Utility	MACRS 7	2023	010 Atmos Regulated Shared Services	State No E	012 1010 GENL Office 7	V2013 50% FY	MACRS 7		1102725.71	1005989.25	1005989.25	0	0	0
010	012	Utility	MACRS 7	2023	010 Atmos Regulated Shared Services	Federal	012 1010 GENL Office 7	V2013 50% FY	MACRS 7		21067.75	9609.79	9609.79	0	0	0
010	012	Utility	MACRS 7	2023	010 Atmos Regulated Shared Services	State No E	012 1010 GENL Office 7	V2013 50% FY	MACRS 7		21067.75	19219.59	19219.59	0	0	0
010	012	Utility	MACRS 7	2023	010 Atmos Regulated Shared Services	Federal	012 1010 GENL Tools	V2013 50% FY	MACRS 7		17653.84	8271.07	8271.07	0	0	0
010	012	Utility	MACRS 7	2023	010 Atmos Regulated Shared Services	State No E	012 1010 GENL Tools	V2013 50% FY	MACRS 7		17653.84	16542.14	16542.14	0	0	0
010	012	Utility	MACRS 7	2023	010 Atmos Regulated Shared Services	Federal	012 1010 GENL Tools	V2013 50% FY	MACRS 7		10231.58	4793.64	4793.64	0	0	0

010	012	Utility	MACRS 7	2023	010	Atmos Regulated Shared Services	State No E	012	1010	GENL Tools	V2013 50% FY	MACRS 7		10231.58	9587.28	9587.28	0	0	0
010	002	Utility	SL 3	2023	010	Atmos Regulated Shared Services	Federal	002	1010	GENL Computers SW	V2013 FY	SL 3		298933.71	298933.71	298933.71	0	0	0
010	002	Utility	MACRS 39	2023	010	Atmos Regulated Shared Services	Federal	002	1010	GENL Structures	V2013 FY	MACRS 39 APR	37622	54.02	51.02	12.39	1.31	0	0
010	002	Utility	MACRS 39	2023	010	Atmos Regulated Shared Services	Federal	002	1010	GENL Structures	V2013 FY	MACRS 39 JUN	37681	-0.83	-0.83	-0.19	-0.02	0	0
010	002	Utility	MACRS 39	2023	010	Atmos Regulated Shared Services	Federal	002	1010	GENL Structures	V2013 FY	MACRS 39 SEP	38139	56257.04	52713.96	12220.71	1351.59	0	0
010	002	Utility	MACRS 39	2023	010	Atmos Regulated Shared Services	Federal	002	1010	GENL Structures	V2013 FY	MACRS 39 OCT	38169	67714.65	63450.65	16200.81	1626.87	0	0
010	002	Utility	MACRS 39	2023	010	Atmos Regulated Shared Services	Federal	002	1010	GENL Structures	V2013 FY	MACRS 39 JAN	38261	34676.62	32492.62	8088.06	833.11	0	0
010	002	Utility	MACRS 39	2023	010	Atmos Regulated Shared Services	Federal	002	1010	GENL Structures	V2013 FY	MACRS 39 JAN	38261	91913.94	86125.94	21438.48	2208.27	0	0
010	002	Utility	MACRS 39	2023	010	Atmos Regulated Shared Services	Federal	002	1010	GENL Structures	V2013 FY	MACRS 39 FEB	38292	5559.05	5209.05	1285.54	133.56	0	0
010	002	Utility	MACRS 39	2023	010	Atmos Regulated Shared Services	Federal	002	1010	GENL Structures	V2013 FY	MACRS 39 MAR	38322	3199.57	2997.57	733.38	76.86	0	0
010	002	Utility	MACRS 39	2023	010	Atmos Regulated Shared Services	Federal	002	1010	GENL Structures	V2013 FY	MACRS 39 MAR	37956	187175.9	175387.9	42908.69	4496.95	0	0
010	012	Utility	MACRS 39	2023	010	Atmos Regulated Shared Services	Federal	012	1010	GENL Structures	V2013 FY	MACRS 39 SEP	38139	39709.74	37208.82	8626.09	954.03	0	0
010	012	Utility	MACRS 39	2023	010	Atmos Regulated Shared Services	Federal	012	1010	GENL Structures	V2013 FY	MACRS 39 DEC	38231	19982.09	18723.65	4700.72	480.07	0	0
010	012	Utility	MACRS 39	2023	010	Atmos Regulated Shared Services	Federal	012	1010	GENL Structures	V2013 FY	MACRS 39 DEC	38231	229309.99	214868.43	53944.9	5509.23	0	0
010	012	Utility	MACRS 39	2023	010	Atmos Regulated Shared Services	Federal	012	1010	GENL Structures	V2013 FY	MACRS 39 FEB	37926	-2.44	-2.44	-0.58	-0.06	0	0
010	012	Utility	MACRS 39	2023	010	Atmos Regulated Shared Services	Federal	012	1010	GENL Structures	V2013 FY	MACRS 39 FEB	38292	14145.31	12904.31	3184.69	330.87	0	0
010	012	Utility	MACRS 39	2023	010	Atmos Regulated Shared Services	Federal	012	1010	GENL Structures	V2013 FY	MACRS 39 FEB	38292	24858.97	22677.77	5596.65	581.46	0	0
010	012	Utility	MACRS 39	2023	010	Atmos Regulated Shared Services	Federal	012	1010	GENL Structures	V2013 FY	MACRS 39 FEB	38292	9525.57	8689.77	2144.58	222.81	0	0
010	012	Utility	MACRS 39	2023	010	Atmos Regulated Shared Services	Federal	012	1010	GENL Structures	V2013 FY	MACRS 39 MAR	37956	6260.69	5711.69	1397.39	146.45	0	0
010	012	Utility	MACRS 39	2023	010	Atmos Regulated Shared Services	Federal	012	1010	GENL Structures	V2013 FY	MACRS 39 MAR	38322	-884413.29	-806828.29	-197390.56	-20687.08	0	0
010	002	Utility	MACRS 5	2023	010	Atmos Regulated Shared Services	Federal	002	1010	GENL Computers HW	V2014 50% FY	MACRS 5		0	0.01	0.01	0	0	0
010	002	Utility	MACRS 5	2023	010	Atmos Regulated Shared Services	State No E	002	1010	GENL Computers HW	V2014 50% FY	MACRS 5		0	0	0	0	0	0
010	002	Utility	MACRS 5	2023	010	Atmos Regulated Shared Services	Federal	002	1010	GENL Computers HW	V2014 50% FY	MACRS 5		0	0.01	0.01	0	0	0
010	002	Utility	MACRS 5	2023	010	Atmos Regulated Shared Services	State No E	002	1010	GENL Computers HW	V2014 50% FY	MACRS 5		0	0.02	0.02	0	0	0
010	002	Utility	MACRS 5	2023	010	Atmos Regulated Shared Services	Federal	002	1010	GENL Computers HW	V2014 50% FY	MACRS 5		0	0	0	0	0	0
010	002	Utility	MACRS 5	2023	010	Atmos Regulated Shared Services	State No E	002	1010	GENL Computers HW	V2014 50% FY	MACRS 5		0	0	0	0	0	0
010	002	Utility	MACRS 5	2023	010	Atmos Regulated Shared Services	Federal	002	1010	GENL Computers HW	V2014 50% FY	MACRS 5		0	0.01	0.01	0	0	0
010	002	Utility	MACRS 5	2023	010	Atmos Regulated Shared Services	State No E	002	1010	GENL Computers HW	V2014 50% FY	MACRS 5		0	0	0	0	0	0
010	002	Utility	MACRS 5	2023	010	Atmos Regulated Shared Services	Federal	002	1010	GENL Computers HW	V2014 50% FY	MACRS 5		0	0.01	0.01	0	0	0
010	002	Utility	MACRS 5	2023	010	Atmos Regulated Shared Services	State No E	002	1010	GENL Computers HW	V2014 50% FY	MACRS 5		0	0	0	0	0	0
010	002	Utility	SL 3	2023	010	Atmos Regulated Shared Services	Federal	002	1010	GENL Computers HW	V2014 50% FY	SL 3		0	-0.01	-0.01	0	0	0
010	002	Utility	SL 3	2023	010	Atmos Regulated Shared Services	State No E	002	1010	GENL Computers HW	V2014 50% FY	SL 3		0	0	0	0	0	0
010	002	Utility	MACRS 5	2023	010	Atmos Regulated Shared Services	Federal	002	1010	GENL Computers HW	V2014 50% FY	MACRS 5		0	0	0	0	0	0
010	002	Utility	MACRS 5	2023	010	Atmos Regulated Shared Services	State No E	002	1010	GENL Computers HW	V2014 50% FY	MACRS 5		0	0.01	0.01	0	0	0
010	002	Utility	SL 3	2023	010	Atmos Regulated Shared Services	Federal	002	1010	GENL Computers SW	V2014 50% FY	SL 3		21953.2	10377.5	10377.5	0	0	0
010	002	Utility	SL 3	2023	010	Atmos Regulated Shared Services	State No E	002	1010	GENL Computers SW	V2014 50% FY	SL 3		21953.2	20755.01	20755.01	0	0	0
010	002	Utility	MACRS 5	2023	010	Atmos Regulated Shared Services	Federal	002	1010	GENL Computers SW	V2014 50% FY	MACRS 5		2168054.86	93912.58	93912.58	0	0	0
010	002	Utility	MACRS 5	2023	010	Atmos Regulated Shared Services	State No E	002	1010	GENL Computers SW	V2014 50% FY	MACRS 5		2168054.86	187825.15	187825.15	0	0	0
010	002	Utility	SL 3	2023	010	Atmos Regulated Shared Services	Federal	002	1010	GENL Computers SW	V2014 50% FY	SL 3		1287801.57	373336.7	373336.7	0	0	0
010	002	Utility	SL 3	2023	010	Atmos Regulated Shared Services	State No E	002	1010	GENL Computers SW	V2014 50% FY	SL 3		1287801.57	746673.4	746673.4	0	0	0
010	002	Utility	MACRS 5	2023	010	Atmos Regulated Shared Services	Federal	002	1010	GENL Computers SW	V2014 50% FY	MACRS 5		299051.29	12953.86	12953.86	0	0	0
010	002	Utility	MACRS 5	2023	010	Atmos Regulated Shared Services	State No E	002	1010	GENL Computers SW	V2014 50% FY	MACRS 5		299051.29	25907.72	25907.72	0	0	0
010	002	Utility	MACRS 5	2023	010	Atmos Regulated Shared Services	Federal	002	1010	GENL Computers SW	V2014 50% FY	MACRS 5		100185.68	4339.69	4339.69	0	0	0
010	002	Utility	MACRS 5	2023	010	Atmos Regulated Shared Services	State No E	002	1010	GENL Computers SW	V2014 50% FY	MACRS 5		100185.68	8679.39	8679.39	0	0	0
010	002	Utility	MACRS 7	2023	010	Atmos Regulated Shared Services	Federal	002	1010	GENL Misc	V2014 50% FY	MACRS 7		6092.47	2851.93	2851.93	0	0	0
010	002	Utility	MACRS 7	2023	010	Atmos Regulated Shared Services	State No E	002	1010	GENL Misc	V2014 50% FY	MACRS 7		6092.47	5703.86	5703.86	0	0	0
010	002	Utility	MACRS 7	2023	010	Atmos Regulated Shared Services	Federal	002	1010	GENL Office 7	V2014 50% FY	MACRS 7		0	0.05	0.05	0	0	0
010	002	Utility	MACRS 7	2023	010	Atmos Regulated Shared Services	State No E	002	1010	GENL Office 7	V2014 50% FY	MACRS 7		0	0.01	0.01	0	0	0
010	002	Utility	MACRS 7	2023	010	Atmos Regulated Shared Services	Federal	002	1010	GENL Office 7	V2014 50% FY	MACRS 7		23740.3	11113	11113	0	0	0
010	002	Utility	MACRS 7	2023	010	Atmos Regulated Shared Services	State No E	002	1010	GENL Office 7	V2014 50% FY	MACRS 7		23740.3	22226.01	22226.01	0	0	0
010	002	Utility	MACRS 7	2023	010	Atmos Regulated Shared Services	Federal	002	1010	GENL Structures	V2014 50% FY	MACRS 7		34266.68	16040.48	16040.48	0	0	0
010	002	Utility	MACRS 7	2023	010	Atmos Regulated Shared Services	State No E	002	1010	GENL Structures	V2014 50% FY	MACRS 7		34266.68	32080.96	32080.96	0	0	0
010	002	Utility	MACRS 7	2023	010	Atmos Regulated Shared Services	Federal	002	1010	GENL Structures 7	V2014 50% FY	MACRS 7		0	0	0	0	0	0
010	002	Utility	MACRS 7	2023	010	Atmos Regulated Shared Services	State No E	002	1010	GENL Structures 7	V2014 50% FY	MACRS 7		0	0	0	0	0	0
010	002	Utility	MACRS 7	2023	010	Atmos Regulated Shared Services	Federal	002	1010	GENL Tools	V2014 50% FY	MACRS 7		0	0	0	0	0	0
010	002	Utility	MACRS 7	2023	010	Atmos Regulated Shared Services	State No E	002	1010	GENL Tools	V2014 50% FY	MACRS 7		0	-0.01	-0.01	0	0	0
010	002	Utility	MACRS 5	2023	010	Atmos Regulated Shared Services	Federal	002	1010	GENL Transportation	V2014 50% FY	MACRS 5		4272.85	2000.16	2000.16	0	0	0
010	002	Utility	MACRS 5	2023	010	Atmos Regulated Shared Services	State No E	002	1010	GENL Transportation	V2014 50% FY	MACRS 5		4272.85	4000.31	4000.31	0	0	0
010	012	Utility	MACRS 5	2023	010	Atmos Regulated Shared Services	Federal	012	1010	GENL Communication	V2014 50% FY	MACRS 5		17560.2	8780.1	8780.1	0	0	0
010	012	Utility	MACRS 5	2023	010	Atmos Regulated Shared Services	State No E	012	1010	GENL Communication	V2014 50% FY	MACRS 5		17560.2	17560.2	17560.2	0	0	0
010	012	Utility	MACRS 5	2023	010	Atmos Regulated Shared Services	Federal	012	1010	GENL Computers HW	V2014 50% FY	MACRS 5		316229.49	153776.29	153776.29	0	0	0
010	012	Utility	MACRS 5	2023	010	Atmos Regulated Shared Services	State No E	012	1010	GENL Computers HW	V2014 50% FY	MACRS 5		316229.49	307552.58	307552.58	0	0	0
010	012	Utility	MACRS 5	2023	010	Atmos Regulated Shared Services	Federal	012	1010	GENL Computers HW	V2014 50% FY	MACRS 5		81299.72	38278.38	38278.38	0	0	0
010	012	Utility	MACRS 5	2023	010	Atmos Regulated Shared Services	State No E	012	1010	GENL Computers HW	V2014 50% FY	MACRS 5		81299.72	76556.76	76556.76	0	0	0
010	012	Utility	MACRS 5	2023	010	Atmos Regulated Shared Services	Federal	012	1010	GENL Computers HW	V2014 50% FY	MACRS 5		28947.49	13562.78	13562.78	0	0	0
010	012	Utility	MACRS 5	2023	010	Atmos Regulated Shared Services	State No E	012	1010	GENL Computers HW	V2014 50% FY	MACRS 5		28947.49	27125.56	27125.56	0	0	0
010	012	Utility	MACRS 5	2023	010	Atmos Regulated Shared Services	Federal	012	1010	GENL Computers HW	V2014 50% FY	MACRS 5		19136.33	8973.86	8973.86	0	0	0
010	012	Utility	MACRS 5	2023	010	Atmos Regulated Shared Services	State No E	012	1010	GENL Computers HW	V2014 50% FY	MACRS 5		19136.33	17947.74	17947.74	0	0	0
010	012	Utility	SL 3	2023	010	Atmos Regulated Shared Services	Federal	012	1010	GENL Computers SW	V2014 50% FY	SL 3		1465.36	692.69	692.69	0	0	0
010	012	Utility	SL 3	2023	010	Atmos Regulated Shared Services	State No E	012	1010	GENL Computers SW	V2014 50% FY	SL 3		1465.36	1385.38	1385.38	0	0	0
010	012	Utility	SL 3	2023	010	Atmos Regulated Shared Services	Federal	012	1010	GENL Computers SW	V2014 50% FY	SL 3		168007.7	66056.81	66056.81	0	0	0
010	012	Utility	SL 3	2023	010	Atmos Regulated Shared Services	State No E	012	1010	GENL Computers SW	V2014 50% FY	SL 3		168007.7	132113.61	132113.61	0	0	0
010	012	Utility	SL 3	2023	010	Atmos Regulated Shared Services	Federal	012	1010	GENL Computers SW	V2014 50% FY	SL 3		5460621	1651766.19	1651766.19	0	0	0
010	012	Utility	SL 3	2023	010	Atmos Regulated Shared Services	State No E	012	1010	GENL Computers SW	V2014 50% FY	SL 3		5460621	3303532.38	3303532.38	0	0	0
010	012	Utility	MACRS 7	2023	010	Atmos Regulated Shared Services	Federal	012	1010	GENL Misc	V2014 50% FY	MACRS 7		12783.71	6042.69	6042.69	0	0	0
010	012	Utility	MACRS 7	2023	010	Atmos Regulated Shared Services	State No E	012	1010	GENL Misc	V2014 50% FY	MACRS 7		12783.71	12085.39	12085.39	0	0	0
010	012	Utility	MACRS 7	2023	010	Atmos Regulated Shared Services	Federal	012	1010	GENL Misc	V2014 50% FY	MACRS 7		17025.8	8512.9	8512.9	0	0	0
010	012	Utility	MACRS 7	2023	010	Atmos Regulated Shared Services	State No E	012	1010	GENL Misc	V2014 50% FY	MACRS 7		17025.8	17025.8	17025.8	0	0	0
010	012	Utility	MACRS 7	2023	010	Atmos Regulated Shared Services	Federal	012	1010	GENL Misc	V2014 50% FY	MACRS 7		3252.79	1522.65	1522.65	0	0	0
010	012	Utility	MACRS 7	2023	010	Atmos Regulated Shared Services	State No E	012	1010	GENL Misc	V2014 50% FY	MACRS 7		3252.79	3045.31	3045.31	0	0	0
010	012	Utility	MACRS 7	2023	010	Atmos Regulated Shared Services	Federal	012	1010	GENL Office 7	V2014 50% FY	MACRS 7		31240.76	15720.66	15720.66	0	0	0
010	012	Utility	MACRS 7	2023	010	Atmos Regulated Shared Services	State No E	012	1010	GENL Office 7	V2014 50% FY	MACRS 7		31240.76	31441.33	31441.33	0	0	0
010	012	Utility	MACRS 5	2023	010	Atmos Regulated Shared Services	Federal	012	1010	GENL Office 7	V2014 50% FY	MACRS 5		3574.66	1787.33	1787.33	0	0	0
010	012	Utility	MACRS 5	2023	010	Atmos Regulated Shared Services	State No E	012	1010	GENL Office 7	V2014 50% FY	MACRS 5		3574.66	3574.66	3574.66	0	0	0
010	012	Utility	MACRS 7	2023	010	Atmos Regulated Shared Services	Federal	012	1010	GENL Office 7	V2014 50% FY	MACRS 7		21838.34	10222.68	10222.68	0	0	0
010	012	Utility	MACRS 7	2023	010	Atmos Regulated Shared Services	State No E	012	1010	GENL Office 7	V2014 50% FY	MACRS 7		21838.34	20445.37	20445.37	0	0	0
010	012	Utility	MACRS 7	2023	010	Atmos Regulated Shared Services	Federal	012	1010	GENL Office 7	V2014 50% FY	MACRS 7		14630.63	6848.7	6848.7	0	0	0
010	012	Utility	MACRS 7	2023	010	Atmos Regulated Shared Services	State No E	012	1010	GENL Office 7	V2014 50% FY	MACRS 7		14630.63	13697.41	13697.41	0	0	0
010	012	Utility	MACRS 7	2023	010	Atmos Regulated Shared Services	Federal	012	1010	GENL Office 7	V2014 50% FY	MACRS 7		28249.37	13223.73	13223.73	0	0	0
010	012	Utility	MACRS 7	2023	010	Atmos Regulated Shared Services	State No E	012	1010	GENL Office 7	V2014 50% FY	MACRS 7		28249.37	26447.47	26447.47	0	0	0
010	012	Utility	MACRS 7	2023	010	Atmos Regulated Shared Services	Federal	012	1010	GENL Office 7	V2014 50% FY	MACRS 7		18190.44	8515.07	8515.07	0	0	0
010	012	Utility	MACRS 7	2023	010	Atmos Regulated Shared Services	State No E	012	1010	GENL Office 7	V2014 50% FY	MACRS 7		18190.44	17030.15	17030.15	0	0	0

010	012	Utility	MACRS 7	2023	010 Atmos Regulated Shared Services	Federal	012	1010 GENL Office 7	V2014 50% FY	MACRS 7		10939.42	5120.82	5120.82	0	0	0
010	012	Utility	MACRS 7	2023	010 Atmos Regulated Shared Services	State No E	012	1010 GENL Office 7	V2014 50% FY	MACRS 7		10939.42	10241.64	10241.64	0	0	0
010	012	Utility	MACRS 7	2023	010 Atmos Regulated Shared Services	Federal	012	1010 GENL Office 7	V2014 50% FY	MACRS 7		8186.33	3832.09	3832.09	0	0	0
010	012	Utility	MACRS 7	2023	010 Atmos Regulated Shared Services	State No E	012	1010 GENL Office 7	V2014 50% FY	MACRS 7		8186.33	7664.16	7664.16	0	0	0
010	012	Utility	MACRS 7	2023	010 Atmos Regulated Shared Services	Federal	012	1010 GENL Tools	V2014 50% FY	MACRS 7		9295.6	4351.34	4351.34	0	0	0
010	012	Utility	MACRS 7	2023	010 Atmos Regulated Shared Services	State No E	012	1010 GENL Tools	V2014 50% FY	MACRS 7		9295.6	8702.68	8702.68	0	0	0
010	012	Utility	MACRS 7	2023	010 Atmos Regulated Shared Services	Federal	012	1010 GENL Tools	V2014 50% FY	MACRS 7		2783.46	1302.96	1302.96	0	0	0
010	012	Utility	MACRS 7	2023	010 Atmos Regulated Shared Services	State No E	012	1010 GENL Tools	V2014 50% FY	MACRS 7		2783.46	2605.92	2605.92	0	0	0
010	012	Utility	MACRS 7	2023	010 Atmos Regulated Shared Services	Federal	012	1010 GENL Tools	V2014 50% FY	MACRS 7		11369.22	5322.01	5322.01	0	0	0
010	012	Utility	MACRS 7	2023	010 Atmos Regulated Shared Services	State No E	012	1010 GENL Tools	V2014 50% FY	MACRS 7		11369.22	10644.03	10644.03	0	0	0
010	002	Utility	MACRS 5	2023	010 Atmos Regulated Shared Services	Federal	002	1010 GENL Computers HW	V2014 FY	MACRS 5		0	0	0	0	0	0
010	002	Utility	AMT 5	2023	010 Atmos Regulated Shared Services	AMT	002	1010 GENL Computers HW	V2014 FY	AMT 5		0	0	0	0	0	0
010	002	Utility	MACRS 5	2023	010 Atmos Regulated Shared Services	Federal	002	1010 GENL Computers HW	V2014 FY	MACRS 5		0	0	0	0	0	0
010	002	Utility	AMT 5	2023	010 Atmos Regulated Shared Services	AMT	002	1010 GENL Computers HW	V2014 FY	AMT 5		0	0	0	0	0	0
010	002	Utility	MACRS 5	2023	010 Atmos Regulated Shared Services	Federal	002	1010 GENL Computers HW	V2014 FY	MACRS 5		0	0	0	0	0	0
010	002	Utility	AMT 5	2023	010 Atmos Regulated Shared Services	AMT	002	1010 GENL Computers HW	V2014 FY	AMT 5		0	0	0	0	0	0
010	002	Utility	MACRS 5	2023	010 Atmos Regulated Shared Services	Federal	002	1010 GENL Computers HW	V2014 FY	MACRS 5		0	0	0	0	0	0
010	002	Utility	AMT 5	2023	010 Atmos Regulated Shared Services	AMT	002	1010 GENL Computers HW	V2014 FY	AMT 5		0	0	0	0	0	0
010	002	Utility	SL 3	2023	010 Atmos Regulated Shared Services	Federal	002	1010 GENL Computers SW	V2014 FY	SL 3		0	0.01	0.01	0	0	0
010	002	Utility	SL 3	2023	010 Atmos Regulated Shared Services	Federal	002	1010 GENL Computers SW	V2014 FY	SL 3		6842.24	6191.74	6191.74	0	0	0
010	002	Utility	MACRS 7	2023	010 Atmos Regulated Shared Services	Federal	002	1010 GENL Office 7	V2014 FY	MACRS 7		0	0	0	0	0	0
010	002	Utility	AMT 7	2023	010 Atmos Regulated Shared Services	AMT	002	1010 GENL Office 7	V2014 FY	AMT 7		0	0	0	0	0	0
010	002	Utility	MACRS 39	2023	010 Atmos Regulated Shared Services	Federal	002	1010 GENL Structures	V2014 FY	MACRS 39 MAR	38047	26705.55	25002.12	5475.68	641.05	0	0
010	002	Utility	MACRS 39	2023	010 Atmos Regulated Shared Services	Federal	002	1010 GENL Structures	V2014 FY	MACRS 39 APR	38078	28857.72	27017.01	5859.21	692.72	0	0
010	002	Utility	MACRS 39	2023	010 Atmos Regulated Shared Services	Federal	002	1010 GENL Structures	V2014 FY	MACRS 39 MAY	38108	2344.4	2194.86	471.35	56.28	0	0
010	002	Utility	MACRS 39	2023	010 Atmos Regulated Shared Services	Federal	002	1010 GENL Structures	V2014 FY	MACRS 39 JUN	38139	-102.22	-95.7	-20.32	-2.45	0	0
010	002	Utility	MACRS 39	2023	010 Atmos Regulated Shared Services	Federal	002	1010 GENL Structures	V2014 FY	MACRS 39 JUL	38169	45114.67	42237	8889.23	1082.96	0	0
010	002	Utility	MACRS 39	2023	010 Atmos Regulated Shared Services	Federal	002	1010 GENL Structures	V2014 FY	MACRS 39 SEP	38231	0	0	0	0	0	0
010	002	Utility	MACRS 39	2023	010 Atmos Regulated Shared Services	Federal	002	1010 GENL Structures	V2014 FY	MACRS 39 OCT	38261	17868.44	16728.69	3842.38	428.92	0	0
010	002	Utility	MACRS 39	2023	010 Atmos Regulated Shared Services	Federal	002	1010 GENL Structures	V2014 FY	MACRS 39 NOV	38292	1291.58	1209.18	275.13	31	0	0
010	002	Utility	MACRS 39	2023	010 Atmos Regulated Shared Services	Federal	002	1010 GENL Structures	V2014 FY	MACRS 39 DEC	38322	4829.49	4521.43	1019.23	115.93	0	0
010	002	Utility	MACRS 7	2023	010 Atmos Regulated Shared Services	Federal	002	1010 GENL Tools	V2014 FY	MACRS 7		0	0	0	0	0	0
010	002	Utility	AMT 7	2023	010 Atmos Regulated Shared Services	AMT	002	1010 GENL Tools	V2014 FY	AMT 7		0	0	0	0	0	0
010	012	Utility	MACRS 5	2023	010 Atmos Regulated Shared Services	Federal	012	1010 GENL Computers HW	V2014 FY	MACRS 5		-0.01	-0.01	0	0	0	0
010	012	Utility	AMT 5	2023	010 Atmos Regulated Shared Services	AMT	012	1010 GENL Computers HW	V2014 FY	AMT 5		-0.01	-0.01	-0.01	0	0	0
010	012	Utility	MACRS 5	2023	010 Atmos Regulated Shared Services	Federal	012	1010 GENL Computers HW	V2014 FY	MACRS 5		-5714.32	-5714.32	-5714.32	0	0	0
010	012	Utility	AMT 5	2023	010 Atmos Regulated Shared Services	AMT	012	1010 GENL Computers HW	V2014 FY	AMT 5		-5714.32	-5714.32	-5714.32	0	0	0
010	012	Utility	MACRS 5	2023	010 Atmos Regulated Shared Services	Federal	012	1010 GENL Computers HW	V2014 FY	MACRS 5		0	0.01	0	0	0	0
010	012	Utility	AMT 5	2023	010 Atmos Regulated Shared Services	AMT	012	1010 GENL Computers HW	V2014 FY	AMT 5		0	0.01	0.01	0	0	0
010	012	Utility	SL 3	2023	010 Atmos Regulated Shared Services	Federal	012	1010 GENL Computers SW	V2014 FY	SL 3		0	-24064.5	-24064.5	0	0	0
010	012	Utility	SL 3	2023	010 Atmos Regulated Shared Services	Federal	012	1010 GENL Computers SW	V2014 FY	SL 3		-7841.52	-7841.52	-7841.52	0	0	0
010	012	Utility	SL 3	2023	010 Atmos Regulated Shared Services	Federal	012	1010 GENL Computers SW	V2014 FY	SL 3		-63703.56	-1879499.46	-1879499.46	0	0	0
010	012	Utility	MACRS 7	2023	010 Atmos Regulated Shared Services	Federal	012	1010 GENL Misc	V2014 FY	MACRS 7		0.05	0.05	0.05	0	0	0
010	012	Utility	AMT 7	2023	010 Atmos Regulated Shared Services	AMT	012	1010 GENL Misc	V2014 FY	AMT 7		0.05	0.05	0.05	0	0	0
010	012	Utility	MACRS 7	2023	010 Atmos Regulated Shared Services	Federal	012	1010 GENL Misc	V2014 FY	MACRS 7		99.74	99.74	99.74	0	0	0
010	012	Utility	AMT 7	2023	010 Atmos Regulated Shared Services	AMT	012	1010 GENL Misc	V2014 FY	AMT 7		99.74	99.74	99.74	0	0	0
010	012	Utility	MACRS 7	2023	010 Atmos Regulated Shared Services	Federal	012	1010 GENL Office 7	V2014 FY	MACRS 7		-0.1	-0.1	-0.1	0	0	0
010	012	Utility	AMT 7	2023	010 Atmos Regulated Shared Services	AMT	012	1010 GENL Office 7	V2014 FY	AMT 7		-0.1	-0.1	-0.1	0	0	0
010	012	Utility	MACRS 39	2023	010 Atmos Regulated Shared Services	Federal	012	1010 GENL Office 7	V2014 FY	MACRS 39 NOV	38292	19148.84	16595.34	3776.46	425.5	0	0
010	012	Utility	MACRS 39	2023	010 Atmos Regulated Shared Services	Federal	012	1010 GENL Structures	V2014 FY	MACRS 39 SEP	38231	27418.04	25669.16	5292.74	658.16	0	0
010	012	Utility	MACRS 39	2023	010 Atmos Regulated Shared Services	Federal	012	1010 GENL Structures	V2014 FY	MACRS 39 SEP	38231	11960.76	11197.83	2308.86	287.11	0	0
010	012	Utility	MACRS 39	2023	010 Atmos Regulated Shared Services	Federal	012	1010 GENL Structures	V2014 FY	MACRS 39 SEP	38231	329147.52	308152.61	63537.96	7901.03	0	0
010	012	Utility	MACRS 39	2023	010 Atmos Regulated Shared Services	Federal	012	1010 GENL Structures	V2014 FY	MACRS 39 NOV	38292	206475.54	178941.99	40720.02	4588.07	0	0
010	012	Utility	MACRS 39	2023	010 Atmos Regulated Shared Services	Federal	012	1010 GENL Structures	V2014 FY	MACRS 39 NOV	38292	5143.61	4457.71	1014.43	114.3	0	0
010	012	Utility	MACRS 39	2023	010 Atmos Regulated Shared Services	Federal	012	1010 GENL Structures	V2014 FY	MACRS 39 DEC	38322	3161.24	2739.69	617.62	70.25	0	0
010	002	Utility	MACRS 5	2023	010 Atmos Regulated Shared Services	Federal	002	1010 GENL Communication	V2015 50% FY	MACRS 5		25709.9	9315.75	9315.75	0	0	0
010	002	Utility	MACRS 5	2023	010 Atmos Regulated Shared Services	State No E	002	1010 GENL Communication	V2015 50% FY	MACRS 5		25709.9	18631.49	18631.49	0	0	0
010	002	Utility	MACRS 5	2023	010 Atmos Regulated Shared Services	Federal	002	1010 GENL Computers HW	V2015 50% FY	MACRS 5		13183.97	4777.1	4777.1	0	0	0
010	002	Utility	MACRS 5	2023	010 Atmos Regulated Shared Services	State No E	002	1010 GENL Computers HW	V2015 50% FY	MACRS 5		13183.97	9554.16	9554.16	0	0	0
010	002	Utility	SL 3	2023	010 Atmos Regulated Shared Services	Federal	002	1010 GENL Computers HW	V2015 50% FY	SL 3		38544.35	13966.21	13966.21	0	0	0
010	002	Utility	SL 3	2023	010 Atmos Regulated Shared Services	State No E	002	1010 GENL Computers HW	V2015 50% FY	SL 3		38544.35	27932.37	27932.37	0	0	0
010	002	Utility	MACRS 5	2023	010 Atmos Regulated Shared Services	Federal	002	1010 GENL Computers HW	V2015 50% FY	MACRS 5		2080.01	753.67	753.67	0	0	0
010	002	Utility	MACRS 5	2023	010 Atmos Regulated Shared Services	State No E	002	1010 GENL Computers HW	V2015 50% FY	MACRS 5		2080.01	1507.34	1507.34	0	0	0
010	002	Utility	MACRS 5	2023	010 Atmos Regulated Shared Services	Federal	002	1010 GENL Computers HW	V2015 50% FY	MACRS 5		7443.91	2697.25	2697.25	0	0	0
010	002	Utility	MACRS 5	2023	010 Atmos Regulated Shared Services	State No E	002	1010 GENL Computers HW	V2015 50% FY	MACRS 5		7443.91	5394.46	5394.46	0	0	0
010	002	Utility	MACRS 5	2023	010 Atmos Regulated Shared Services	Federal	002	1010 GENL Computers HW	V2015 50% FY	MACRS 5		514.81	186.53	186.53	0	0	0
010	002	Utility	MACRS 5	2023	010 Atmos Regulated Shared Services	State No E	002	1010 GENL Computers HW	V2015 50% FY	MACRS 5		514.81	373.07	373.07	0	0	0
010	002	Utility	MACRS 5	2023	010 Atmos Regulated Shared Services	Federal	002	1010 GENL Computers HW	V2015 50% FY	MACRS 5		121636.13	44073.73	44073.73	0	0	0
010	002	Utility	MACRS 5	2023	010 Atmos Regulated Shared Services	State No E	002	1010 GENL Computers HW	V2015 50% FY	MACRS 5		121636.13	88147.44	88147.44	0	0	0
010	002	Utility	MACRS 5	2023	010 Atmos Regulated Shared Services	Federal	002	1010 GENL Computers HW	V2015 50% FY	MACRS 5		1948952.09	706184.52	706184.52	0	0	0
010	002	Utility	MACRS 5	2023	010 Atmos Regulated Shared Services	State No E	002	1010 GENL Computers HW	V2015 50% FY	MACRS 5		1948952.09	1412369.06	1412369.06	0	0	0
010	002	Utility	MACRS 5	2023	010 Atmos Regulated Shared Services	Federal	002	1010 GENL Computers HW	V2015 50% FY	MACRS 5		283137.4	102592.2	102592.2	0	0	0
010	002	Utility	MACRS 5	2023	010 Atmos Regulated Shared Services	State No E	002	1010 GENL Computers HW	V2015 50% FY	MACRS 5		283137.4	205184.37	205184.37	0	0	0
010	002	Utility	MACRS 5	2023	010 Atmos Regulated Shared Services	Federal	002	1010 GENL Computers SW	V2015 50% FY	MACRS 5		847783.48	307186.4	307186.4	0	0	0
010	002	Utility	MACRS 5	2023	010 Atmos Regulated Shared Services	State No E	002	1010 GENL Computers SW	V2015 50% FY	MACRS 5		847783.48	614372.8	614372.8	0	0	0
010	002	Utility	MACRS 5	2023	010 Atmos Regulated Shared Services	Federal	002	1010 GENL Computers SW	V2015 50% FY	MACRS 5		174192.95	63117.18	63117.18	0	0	0
010	002	Utility	MACRS 5	2023	010 Atmos Regulated Shared Services	State No E	002	1010 GENL Computers SW	V2015 50% FY	MACRS 5		174192.95	126234.37	126234.37	0	0	0
010	002	Utility	SL 3	2023	010 Atmos Regulated Shared Services	Federal	002	1010 GENL Computers SW	V2015 50% FY	SL 3		202502.35	73374.84	73374.84	0	0	0
010	002	Utility	SL 3	2023	010 Atmos Regulated Shared Services	State No E	002	1010 GENL Computers SW	V2015 50% FY	SL 3		202502.35	146749.66	146749.66	0	0	0
010	002	Utility	MACRS 5	2023	010 Atmos Regulated Shared Services	Federal	002	1010 GENL Computers SW	V2015 50% FY	MACRS 5		4053435.57	1468724.4	1468724.4	0	0	0
010	002	Utility	MACRS 5	2023	010 Atmos Regulated Shared Services	State No E	002	1010 GENL Computers SW	V2015 50% FY	MACRS 5		4053435.57	2937448.8	2937448.8	0	0	0
010	002	Utility	SL 3	2023	010 Atmos Regulated Shared Services	Federal	002	1010 GENL Computers SW	V2015 50% FY	SL 3		661738.4	239774.71	239774.71	0	0	0
010	002	Utility	SL 3	2023	010 Atmos Regulated Shared Services	State No E	002	1010 GENL Computers SW	V2015 50% FY	SL 3		661738.4	479549.41	479549.41	0	0	0
010	002	Utility	MACRS 7	2023	010 Atmos Regulated Shared Services	Federal	002	1010 GENL Misc	V2015 50% FY	MACRS 7		319.91	115.92	115.92	0	0	0
010	002	Utility	MACRS 7	2023	010 Atmos Regulated Shared Services	State No E	002	1010 GENL Misc	V2015 50% FY	MACRS 7		319.91	231.83	231.83	0	0	0
010	002	Utility	MACRS 7	2023	010 Atmos Regulated Shared Services	Federal	002	1010 GENL Misc	V2015 50% FY	MACRS 7		795.41	288.21	288.21	0	0	0
010	002	Utility	MACRS 7	2023	010 Atmos Regulated Shared Services	State No E	002	1010 GENL Misc	V2015 50% FY	MACRS 7		795.41	576.42	576.42	0	0	0
010	002	Utility	MACRS 7	2023	010 Atmos Regulated Shared Services	Federal	002	1010 GENL Office 7	V2015 50% FY	MACRS 7		0	0	0	0	0	0
010	002	Utility	MACRS 7	2023	010 Atmos Regulated Shared Services	State No E	002	1010 GENL Office 7	V2015 50% FY	MACRS 7		0	0.01	0.01	0	0	0
010	002	Utility	MACRS 7	2023	010 Atmos Regulated Shared Services	Federal	002	1010 GENL Structures	V2015 50% FY	MACRS 7		6273.07	2272.99	2272.99	0	0	0
010	002	Utility	MACRS 7	2023	010 Atmos Regulated Shared Services	State No E	002	1010 GENL Structures	V2015 50% FY	MACRS 7		6273.07	4545.98	4545.98	0	0	0
010	002	Utility	MACRS 7	2023	010 Atmos Regulated Shared Services	Federal	002	1010 GENL Structures	V2015 50% FY	MACRS 7		0	0	0	0	0	0

010	002	Utility	MACRS 7	2023	010 Atmos Regulated Shared Services	State No E	002 1010 GENL Structures	V2015 50% FY	MACRS 7		0	0	0	0	0	0
010	002	Utility	MACRS 7	2023	010 Atmos Regulated Shared Services	Federal	002 1010 GENL Structures 7	V2015 50% FY	MACRS 7		0	0	0	0	0	0
010	002	Utility	MACRS 7	2023	010 Atmos Regulated Shared Services	State No E	002 1010 GENL Structures 7	V2015 50% FY	MACRS 7		0	0	0	0	0	0
010	002	Utility	MACRS 7	2023	010 Atmos Regulated Shared Services	Federal	002 1010 GENL Structures 7	V2015 50% FY	MACRS 7		0	0	0	0	0	0
010	002	Utility	MACRS 7	2023	010 Atmos Regulated Shared Services	State No E	002 1010 GENL Structures 7	V2015 50% FY	MACRS 7		0	0	0	0	0	0
010	002	Utility	MACRS 7	2023	010 Atmos Regulated Shared Services	Federal	002 1010 GENL Tools	V2015 50% FY	MACRS 7		0	-0.01	-0.01	0	0	0
010	002	Utility	MACRS 7	2023	010 Atmos Regulated Shared Services	State No E	002 1010 GENL Tools	V2015 50% FY	MACRS 7		0	0	0	0	0	0
010	002	Utility	MACRS 7	2023	010 Atmos Regulated Shared Services	Federal	002 1010 GENL Tools	V2015 50% FY	MACRS 7		0	0.01	0.01	0	0	0
010	002	Utility	MACRS 7	2023	010 Atmos Regulated Shared Services	State No E	002 1010 GENL Tools	V2015 50% FY	MACRS 7		0	0	0	0	0	0
010	012	Utility	MACRS 5	2023	010 Atmos Regulated Shared Services	Federal	012 1010 GENL Computers HW	V2015 50% FY	MACRS 5		1228.44	445.11	445.11	0	0	0
010	012	Utility	MACRS 5	2023	010 Atmos Regulated Shared Services	State No E	012 1010 GENL Computers HW	V2015 50% FY	MACRS 5		1228.44	890.22	890.22	0	0	0
010	012	Utility	MACRS 5	2023	010 Atmos Regulated Shared Services	Federal	012 1010 GENL Computers HW	V2015 50% FY	MACRS 5		5239.08	1898.33	1898.33	0	0	0
010	012	Utility	MACRS 5	2023	010 Atmos Regulated Shared Services	State No E	012 1010 GENL Computers HW	V2015 50% FY	MACRS 5		5239.08	3796.66	3796.66	0	0	0
010	012	Utility	MACRS 5	2023	010 Atmos Regulated Shared Services	Federal	012 1010 GENL Computers HW	V2015 50% FY	MACRS 5		65368.58	9029.04	9029.04	0	0	0
010	012	Utility	MACRS 5	2023	010 Atmos Regulated Shared Services	State No E	012 1010 GENL Computers HW	V2015 50% FY	MACRS 5		65368.58	18058.08	18058.08	0	0	0
010	012	Utility	MACRS 5	2023	010 Atmos Regulated Shared Services	Federal	012 1010 GENL Computers HW	V2015 50% FY	MACRS 5		138383.77	19114.27	19114.27	0	0	0
010	012	Utility	MACRS 5	2023	010 Atmos Regulated Shared Services	State No E	012 1010 GENL Computers HW	V2015 50% FY	MACRS 5		138383.77	38228.54	38228.54	0	0	0
010	012	Utility	MACRS 5	2023	010 Atmos Regulated Shared Services	Federal	012 1010 GENL Computers HW	V2015 50% FY	MACRS 5		31515.51	4353.08	4353.08	0	0	0
010	012	Utility	MACRS 5	2023	010 Atmos Regulated Shared Services	State No E	012 1010 GENL Computers HW	V2015 50% FY	MACRS 5		31515.51	8706.17	8706.17	0	0	0
010	012	Utility	SL 3	2023	010 Atmos Regulated Shared Services	Federal	012 1010 GENL Computers SW	V2015 50% FY	SL 3		14321.99	1978.22	1978.22	0	0	0
010	012	Utility	SL 3	2023	010 Atmos Regulated Shared Services	State No E	012 1010 GENL Computers SW	V2015 50% FY	SL 3		14321.99	3956.45	3956.45	0	0	0
010	012	Utility	SL 3	2023	010 Atmos Regulated Shared Services	Federal	012 1010 GENL Computers SW	V2015 50% FY	SL 3		1950954.84	269475.79	269475.79	0	0	0
010	012	Utility	SL 3	2023	010 Atmos Regulated Shared Services	State No E	012 1010 GENL Computers SW	V2015 50% FY	SL 3		1950954.84	538951.58	538951.58	0	0	0
010	012	Utility	MACRS 7	2023	010 Atmos Regulated Shared Services	Federal	012 1010 GENL Misc	V2015 50% FY	MACRS 7		9332.25	1289.02	1289.02	0	0	0
010	012	Utility	MACRS 7	2023	010 Atmos Regulated Shared Services	State No E	012 1010 GENL Misc	V2015 50% FY	MACRS 7		9332.25	2578.04	2578.04	0	0	0
010	012	Utility	MACRS 7	2023	010 Atmos Regulated Shared Services	Federal	012 1010 GENL Office 7	V2015 50% FY	MACRS 7		7348.48	2662.66	2662.66	0	0	0
010	012	Utility	MACRS 7	2023	010 Atmos Regulated Shared Services	State No E	012 1010 GENL Office 7	V2015 50% FY	MACRS 7		7348.48	5325.3	5325.3	0	0	0
010	012	Utility	MACRS 5	2023	010 Atmos Regulated Shared Services	Federal	012 1010 GENL Office 7	V2015 50% FY	MACRS 5		-4057.89	-560.49	-560.49	0	0	0
010	012	Utility	MACRS 5	2023	010 Atmos Regulated Shared Services	State No E	012 1010 GENL Office 7	V2015 50% FY	MACRS 5		-4057.89	-1120.99	-1120.99	0	0	0
010	012	Utility	MACRS 7	2023	010 Atmos Regulated Shared Services	Federal	012 1010 GENL Office 7	V2015 50% FY	MACRS 7		1846.62	255.06	255.06	0	0	0
010	012	Utility	MACRS 7	2023	010 Atmos Regulated Shared Services	State No E	012 1010 GENL Office 7	V2015 50% FY	MACRS 7		1846.62	510.13	510.13	0	0	0
010	012	Utility	MACRS 7	2023	010 Atmos Regulated Shared Services	Federal	012 1010 GENL Office 7	V2015 50% FY	MACRS 7		6953.03	960.39	960.39	0	0	0
010	012	Utility	MACRS 7	2023	010 Atmos Regulated Shared Services	State No E	012 1010 GENL Office 7	V2015 50% FY	MACRS 7		6953.03	1920.77	1920.77	0	0	0
010	012	Utility	MACRS 7	2023	010 Atmos Regulated Shared Services	Federal	012 1010 GENL Office 7	V2015 50% FY	MACRS 7		5511.07	761.22	761.22	0	0	0
010	012	Utility	MACRS 7	2023	010 Atmos Regulated Shared Services	State No E	012 1010 GENL Office 7	V2015 50% FY	MACRS 7		5511.07	1522.43	1522.43	0	0	0
010	012	Utility	MACRS 7	2023	010 Atmos Regulated Shared Services	Federal	012 1010 GENL Tools	V2015 50% FY	MACRS 7		72254.76	26180.84	26180.84	0	0	0
010	012	Utility	MACRS 7	2023	010 Atmos Regulated Shared Services	State No E	012 1010 GENL Tools	V2015 50% FY	MACRS 7		72254.76	52361.67	52361.67	0	0	0
010	012	Utility	MACRS 7	2023	010 Atmos Regulated Shared Services	Federal	012 1010 GENL Tools	V2015 50% FY	MACRS 7		43687.36	15829.71	15829.71	0	0	0
010	012	Utility	MACRS 7	2023	010 Atmos Regulated Shared Services	State No E	012 1010 GENL Tools	V2015 50% FY	MACRS 7		43687.36	31659.41	31659.41	0	0	0
010	012	Utility	MACRS 7	2023	010 Atmos Regulated Shared Services	Federal	012 1010 GENL Tools	V2015 50% FY	MACRS 7		21572.87	7816.73	7816.73	0	0	0
010	012	Utility	MACRS 7	2023	010 Atmos Regulated Shared Services	State No E	012 1010 GENL Tools	V2015 50% FY	MACRS 7		21572.87	15633.46	15633.46	0	0	0
010	012	Utility	MACRS 7	2023	010 Atmos Regulated Shared Services	Federal	012 1010 GENL Tools	V2015 50% FY	MACRS 7		14002.84	5073.79	5073.79	0	0	0
010	012	Utility	MACRS 7	2023	010 Atmos Regulated Shared Services	State No E	012 1010 GENL Tools	V2015 50% FY	MACRS 7		14002.84	10147.6	10147.6	0	0	0
010	012	Utility	MACRS 7	2023	010 Atmos Regulated Shared Services	Federal	012 1010 GENL Tools	V2015 50% FY	MACRS 7		6535.9	2368.23	2368.23	0	0	0
010	012	Utility	MACRS 7	2023	010 Atmos Regulated Shared Services	State No E	012 1010 GENL Tools	V2015 50% FY	MACRS 7		6535.9	4736.44	4736.44	0	0	0
010	002	Utility	MACRS 39	2023	010 Atmos Regulated Shared Services	Federal	002 1010 GENL Structures	V2015 FY	MACRS 39 MAY	38108	80793.92	58549.84	11071.78	1501.22	0	0
010	002	Utility	MACRS 39	2023	010 Atmos Regulated Shared Services	Federal	002 1010 GENL Structures	V2015 FY	MACRS 39 JUN	38139	2270.05	1645.07	307.56	42.18	0	0
010	002	Utility	MACRS 39	2023	010 Atmos Regulated Shared Services	Federal	002 1010 GENL Structures	V2015 FY	MACRS 39 JUL	38169	4673.77	3387	625.97	86.84	0	0
010	002	Utility	MACRS 39	2023	010 Atmos Regulated Shared Services	Federal	002 1010 GENL Structures	V2015 FY	MACRS 39 AUG	38200	289.47	209.77	38.34	5.38	0	0
010	002	Utility	MACRS 39	2023	010 Atmos Regulated Shared Services	Federal	002 1010 GENL Structures	V2015 FY	MACRS 39 AUG	38200	20273.81	14692.05	2684.06	376.7	0	0
010	002	Utility	MACRS 39	2023	010 Atmos Regulated Shared Services	Federal	002 1010 GENL Structures	V2015 FY	MACRS 39 SEP	38231	-8.28	-6	-1.06	-0.15	0	0
010	002	Utility	MACRS 39	2023	010 Atmos Regulated Shared Services	Federal	002 1010 GENL Structures	V2015 FY	MACRS 39 SEP	38231	-579.93	-420.28	-75.91	-10.78	0	0
010	002	Utility	MACRS 39	2023	010 Atmos Regulated Shared Services	Federal	002 1010 GENL Structures	V2015 FY	MACRS 39 OCT	38261	7071.06	5124.26	1045.62	131.39	0	0
010	002	Utility	MACRS 39	2023	010 Atmos Regulated Shared Services	Federal	002 1010 GENL Structures	V2015 FY	MACRS 39 NOV	38292	28474.78	20635.14	4166.63	529.08	0	0
010	002	Utility	MACRS 39	2023	010 Atmos Regulated Shared Services	Federal	002 1010 GENL Structures	V2015 FY	MACRS 39 DEC	37956	26557	19245.36	3844.84	493.45	0	0
010	002	Utility	MACRS 39	2023	010 Atmos Regulated Shared Services	Federal	002 1010 GENL Structures	V2015 FY	MACRS 39 DEC	38322	182119.03	131978.25	26366.6	3383.92	0	0
010	012	Utility	MACRS 39	2023	010 Atmos Regulated Shared Services	Federal	012 1010 GENL Structures	V2015 FY	MACRS 39 MAY	38108	1941.04	1406.64	266.01	36.07	0	0
010	012	Utility	MACRS 39	2023	010 Atmos Regulated Shared Services	Federal	012 1010 GENL Structures	V2015 FY	MACRS 39 JUN	38139	54.54	39.52	7.37	1.01	0	0
010	012	Utility	MACRS 39	2023	010 Atmos Regulated Shared Services	Federal	012 1010 GENL Structures	V2015 FY	MACRS 39 JUL	38169	112.29	81.37	15.06	2.09	0	0
010	012	Utility	MACRS 39	2023	010 Atmos Regulated Shared Services	Federal	012 1010 GENL Structures	V2015 FY	MACRS 39 AUG	38200	494.02	358.01	65.4	9.18	0	0
010	012	Utility	MACRS 39	2023	010 Atmos Regulated Shared Services	Federal	012 1010 GENL Structures	V2015 FY	MACRS 39 AUG	38200	0	0	0	0	0	0
010	012	Utility	MACRS 39	2023	010 Atmos Regulated Shared Services	Federal	012 1010 GENL Structures	V2015 FY	MACRS 39 OCT	38261	169.88	123.11	25.14	3.16	0	0
010	012	Utility	MACRS 39	2023	010 Atmos Regulated Shared Services	Federal	012 1010 GENL Structures	V2015 FY	MACRS 39 NOV	38292	26582.93	7650.3	1544.73	196.15	0	0
010	012	Utility	MACRS 39	2023	010 Atmos Regulated Shared Services	Federal	012 1010 GENL Structures	V2015 FY	MACRS 39 DEC	38322	52856.65	16849.82	3366.27	432.03	0	0
010	012	Utility	MACRS 39	2023	010 Atmos Regulated Shared Services	Federal	012 1010 GENL Structures	V2015 FY	MACRS 39 DEC	38322	34719.35	25160.46	5026.53	645.11	0	0
010	012	Utility	MACRS 39	2023	010 Atmos Regulated Shared Services	Federal	012 1010 GENL Structures	V2015 FY	MACRS 39 DEC	38322	507770.59	367971.83	73513.43	9434.8	0	0
010	012	Utility	MACRS 39	2023	010 Atmos Regulated Shared Services	Federal	012 1010 GENL Structures	V2015 FY	MACRS 39 DEC	38322	4786.06	3468.37	692.92	88.93	0	0
010	012	Utility	MACRS 39	2023	010 Atmos Regulated Shared Services	Federal	012 1010 GENL Structures	V2015 FY	MACRS 39 DEC	38322	6582.85	4770.47	953.01	122.31	0	0
010	012	Utility	MACRS 39	2023	010 Atmos Regulated Shared Services	Federal	012 1010 GENL Structures	V2015 FY	MACRS 39 DEC	38322	5744.17	4162.69	831.61	106.73	0	0
010	012	Utility	MACRS 39	2023	010 Atmos Regulated Shared Services	Federal	012 1010 GENL Structures	V2015 FY	MACRS 39 DEC	38322	5361.35	3885.27	776.21	99.62	0	0
010	002	Utility	MACRS 5	2023	010 Atmos Regulated Shared Services	Federal	002 1010 GENL Computers HW	V2016 50% FY	MACRS 5		557182.09	259383.44	259383.44	0	0	0
010	002	Utility	MACRS 5	2023	010 Atmos Regulated Shared Services	State No E	002 1010 GENL Computers HW	V2016 50% FY	MACRS 5		557182.09	518766.9	518766.9	0	0	0
010	002	Utility	MACRS 5	2023	010 Atmos Regulated Shared Services	Federal	002 1010 GENL Computers HW	V2016 50% FY	MACRS 5		205002	97218	97218	0	0	0
010	002	Utility	MACRS 5	2023	010 Atmos Regulated Shared Services	State No E	002 1010 GENL Computers HW	V2016 50% FY	MACRS 5		205002	194435.99	194435.99	0	0	0
010	002	Utility	MACRS 5	2023	010 Atmos Regulated Shared Services	Federal	002 1010 GENL Computers HW	V2016 50% FY	MACRS 5		44536.68	20964.95	20964.95	0	0	0
010	002	Utility	MACRS 5	2023	010 Atmos Regulated Shared Services	State No E	002 1010 GENL Computers HW	V2016 50% FY	MACRS 5		44536.68	41929.9	41929.9	0	0	0
010	002	Utility	MACRS 5	2023	010 Atmos Regulated Shared Services	Federal	002 1010 GENL Computers HW	V2016 50% FY	MACRS 5		6906.71	3234.66	3234.66	0	0	0
010	002	Utility	MACRS 5	2023	010 Atmos Regulated Shared Services	State No E	002 1010 GENL Computers HW	V2016 50% FY	MACRS 5		6906.71	6469.31	6469.31	0	0	0
010	002	Utility	MACRS 5	2023	010 Atmos Regulated Shared Services	Federal	002 1010 GENL Computers HW	V2016 50% FY	MACRS 5		2067474.94	986997.21	986997.21	0	0	0
010	002	Utility	MACRS 5	2023	010 Atmos Regulated Shared Services	State No E	002 1010 GENL Computers HW	V2016 50% FY	MACRS 5		2067474.94	1973994.37	1973994.37	0	0	0
010	002	Utility	SL 3	2023	010 Atmos Regulated Shared Services	Federal	002 1010 GENL Computers HW	V2016 50% FY	SL 3 JAN	38353	0	0	0	0	0	0
010	002	Utility	SL 3	2023	010 Atmos Regulated Shared Services	State No E	002 1010 GENL Computers HW	V2016 50% FY	SL 3 JAN	38353	0	0	0	0	0	0
010	002	Utility	SL 3	2023	010 Atmos Regulated Shared Services	Federal	002 1010 GENL Computers HW	V2016 50% FY	SL 3 JAN	38353	0	0	0	0	0	0
010	002	Utility	SL 3	2023	010 Atmos Regulated Shared Services	State No E	002 1010 GENL Computers HW	V2016 50% FY	SL 3 JAN	38353	0	0	0	0	0	0
010	002	Utility	SL 3	2023	010 Atmos Regulated Shared Services	Federal	002 1010 GENL Computers HW	V2016 50% FY	SL 3 FEB	38384	0	0	0	0	0	0
010	002	Utility	SL 3	2023	010 Atmos Regulated Shared Services	State No E	002 1010 GENL Computers HW	V2016 50% FY	SL 3 FEB	38384	0	0	0	0	0	0
010	002	Utility	SL 3	2023	010 Atmos Regulated Shared Services	Federal	002 1010 GENL Computers HW	V2016 50% FY	SL 3 MAR	38412	0	0	0	0	0	0
010	002	Utility	SL 3	2023	010 Atmos Regulated Shared Services	State No E	002 1010 GENL Computers HW	V2016 50% FY	SL 3 MAR	38412	0	0	0	0	0	0
010	002	Utility	SL 3	2023	010 Atmos Regulated Shared Services	Federal	002 1010 GENL Computers HW	V2016 50% FY	SL 3 MAR	38412	0	0	0	0	0	0
010	002	Utility	SL 3	2023	010 Atmos Regulated Shared Services	State No E	002 1010 GENL Computers HW	V2016 50% FY	SL 3 MAR	38412	0	0	0	0	0	0
010	002	Utility	SL 3	2023	010 Atmos Regulated Shared Services	Federal	002 1010 GENL Computers HW	V2016 50% FY	SL 3 APR	38443	0	0	0	0	0	0
010	002	Utility	SL 3	2023	010 Atmos Regulated Shared Services	State No E	002 1010 GENL Computers HW	V2016 50% FY	SL 3 APR	38443	0	0	0	0	0	0

010	002	Utility	SL 3	2023	010	Atmos Regulated Shared Services	Federal	002	1010	GENL	Computers HW	V2016 50% FY	SL 3 APR	38443	0	0	0	0	0	0
010	002	Utility	SL 3	2023	010	Atmos Regulated Shared Services	State No E	002	1010	GENL	Computers HW	V2016 50% FY	SL 3 APR	38443	0	0	0	0	0	0
010	002	Utility	SL 3	2023	010	Atmos Regulated Shared Services	Federal	002	1010	GENL	Computers HW	V2016 50% FY	SL 3 MAY	38473	0	0	0	0	0	0
010	002	Utility	SL 3	2023	010	Atmos Regulated Shared Services	State No E	002	1010	GENL	Computers HW	V2016 50% FY	SL 3 MAY	38473	0	0	0	0	0	0
010	002	Utility	SL 3	2023	010	Atmos Regulated Shared Services	Federal	002	1010	GENL	Computers HW	V2016 50% FY	SL 3 MAY	38473	0	0	0	0	0	0
010	002	Utility	SL 3	2023	010	Atmos Regulated Shared Services	State No E	002	1010	GENL	Computers HW	V2016 50% FY	SL 3 MAY	38473	0	0	0	0	0	0
010	002	Utility	SL 3	2023	010	Atmos Regulated Shared Services	Federal	002	1010	GENL	Computers HW	V2016 50% FY	SL 3 MAY	38473	0	0	0	0	0	0
010	002	Utility	SL 3	2023	010	Atmos Regulated Shared Services	State No E	002	1010	GENL	Computers HW	V2016 50% FY	SL 3 MAY	38473	0	0	0	0	0	0
010	002	Utility	SL 3	2023	010	Atmos Regulated Shared Services	Federal	002	1010	GENL	Computers HW	V2016 50% FY	SL 3 JUL	38534	0	0	0	0	0	0
010	002	Utility	SL 3	2023	010	Atmos Regulated Shared Services	State No E	002	1010	GENL	Computers HW	V2016 50% FY	SL 3 JUL	38534	0	0	0	0	0	0
010	002	Utility	SL 3	2023	010	Atmos Regulated Shared Services	Federal	002	1010	GENL	Computers HW	V2016 50% FY	SL 3 AUG	38565	0	0	0	0	0	0
010	002	Utility	SL 3	2023	010	Atmos Regulated Shared Services	State No E	002	1010	GENL	Computers HW	V2016 50% FY	SL 3 AUG	38565	0	0	0	0	0	0
010	002	Utility	SL 3	2023	010	Atmos Regulated Shared Services	Federal	002	1010	GENL	Computers HW	V2016 50% FY	SL 3 SEP	38596	0	0	0	0	0	0
010	002	Utility	SL 3	2023	010	Atmos Regulated Shared Services	State No E	002	1010	GENL	Computers HW	V2016 50% FY	SL 3 SEP	38596	0	0	0	0	0	0
010	002	Utility	SL 3	2023	010	Atmos Regulated Shared Services	Federal	002	1010	GENL	Computers HW	V2016 50% FY	SL 3 SEP	38596	0	0	0	0	0	0
010	002	Utility	SL 3	2023	010	Atmos Regulated Shared Services	State No E	002	1010	GENL	Computers HW	V2016 50% FY	SL 3 SEP	38596	0	0	0	0	0	0
010	002	Utility	SL 3	2023	010	Atmos Regulated Shared Services	Federal	002	1010	GENL	Computers HW	V2016 50% FY	SL 3 SEP	38596	0	0	0	0	0	0
010	002	Utility	SL 3	2023	010	Atmos Regulated Shared Services	State No E	002	1010	GENL	Computers HW	V2016 50% FY	SL 3 SEP	38596	0	0	0	0	0	0
010	002	Utility	SL 3	2023	010	Atmos Regulated Shared Services	Federal	002	1010	GENL	Computers HW	V2016 50% FY	SL 3 SEP	38596	0	0	0	0	0	0
010	002	Utility	SL 3	2023	010	Atmos Regulated Shared Services	State No E	002	1010	GENL	Computers HW	V2016 50% FY	SL 3 SEP	38596	0	0	0	0	0	0
010	002	Utility	SL 3	2023	010	Atmos Regulated Shared Services	Federal	002	1010	GENL	Computers HW	V2016 50% FY	SL 3 OCT	38626	0	0	0	0	0	0
010	002	Utility	SL 3	2023	010	Atmos Regulated Shared Services	State No E	002	1010	GENL	Computers HW	V2016 50% FY	SL 3 OCT	38626	0	0	0	0	0	0
010	002	Utility	SL 3	2023	010	Atmos Regulated Shared Services	Federal	002	1010	GENL	Computers HW	V2016 50% FY	SL 3 OCT	38626	0	0	0	0	0	0
010	002	Utility	SL 3	2023	010	Atmos Regulated Shared Services	State No E	002	1010	GENL	Computers HW	V2016 50% FY	SL 3 OCT	38626	0	0	0	0	0	0
010	002	Utility	SL 3	2023	010	Atmos Regulated Shared Services	Federal	002	1010	GENL	Computers HW	V2016 50% FY	SL 3 NOV	38657	0	0	0	0	0	0
010	002	Utility	SL 3	2023	010	Atmos Regulated Shared Services	State No E	002	1010	GENL	Computers HW	V2016 50% FY	SL 3 NOV	38657	0	0	0	0	0	0
010	002	Utility	SL 3	2023	010	Atmos Regulated Shared Services	Federal	002	1010	GENL	Computers HW	V2016 50% FY	SL 3 DEC	38687	0	0	0	0	0	0
010	002	Utility	SL 3	2023	010	Atmos Regulated Shared Services	State No E	002	1010	GENL	Computers HW	V2016 50% FY	SL 3 DEC	38687	0	0	0	0	0	0
010	002	Utility	SL 3	2023	010	Atmos Regulated Shared Services	Federal	002	1010	GENL	Computers HW	V2016 50% FY	SL 3 DEC	38687	0	0	0	0	0	0
010	002	Utility	SL 3	2023	010	Atmos Regulated Shared Services	State No E	002	1010	GENL	Computers HW	V2016 50% FY	SL 3 DEC	38687	0	0	0	0	0	0
010	002	Utility	SL 3	2023	010	Atmos Regulated Shared Services	Federal	002	1010	GENL	Computers HW	V2016 50% FY	SL 3 DEC	38687	0	0	0	0	0	0
010	002	Utility	SL 3	2023	010	Atmos Regulated Shared Services	State No E	002	1010	GENL	Computers HW	V2016 50% FY	SL 3 DEC	38687	0	0	0	0	0	0
010	002	Utility	SL 3	2023	010	Atmos Regulated Shared Services	Federal	002	1010	GENL	Computers HW	V2016 50% FY	SL 3 DEC	38687	0	0	0	0	0	0
010	002	Utility	SL 3	2023	010	Atmos Regulated Shared Services	State No E	002	1010	GENL	Computers HW	V2016 50% FY	SL 3 DEC	38687	0	0	0	0	0	0
010	002	Utility	SL 3	2023	010	Atmos Regulated Shared Services	Federal	002	1010	GENL	Computers SW	V2016 50% FY	SL 3 JAN	38353	-39.62	0.5	0.5	0	0	0
010	002	Utility	SL 3	2023	010	Atmos Regulated Shared Services	State No E	002	1010	GENL	Computers SW	V2016 50% FY	SL 3 JAN	38353	-39.62	1	1	0	0	0
010	002	Utility	SL 3	2023	010	Atmos Regulated Shared Services	Federal	002	1010	GENL	Computers SW	V2016 50% FY	SL 3 JAN	38353	262.1	131.04	131.04	0	0	0
010	002	Utility	SL 3	2023	010	Atmos Regulated Shared Services	State No E	002	1010	GENL	Computers SW	V2016 50% FY	SL 3 JAN	38353	262.1	262.08	262.08	0	0	0
010	002	Utility	SL 3	2023	010	Atmos Regulated Shared Services	Federal	002	1010	GENL	Computers SW	V2016 50% FY	SL 3 JAN	38353	7865.52	708.35	708.35	0	0	0
010	002	Utility	SL 3	2023	010	Atmos Regulated Shared Services	State No E	002	1010	GENL	Computers SW	V2016 50% FY	SL 3 JAN	38353	7865.52	1416.71	1416.71	0	0	0
010	002	Utility	SL 3	2023	010	Atmos Regulated Shared Services	Federal	002	1010	GENL	Computers SW	V2016 50% FY	SL 3 FEB	38384	50.09	-0.5	-0.5	0	0	0
010	002	Utility	SL 3	2023	010	Atmos Regulated Shared Services	State No E	002	1010	GENL	Computers SW	V2016 50% FY	SL 3 FEB	38384	50.09	-0.99	-0.99	0	0	0
010	002	Utility	SL 3	2023	010	Atmos Regulated Shared Services	Federal	002	1010	GENL	Computers SW	V2016 50% FY	SL 3 MAR	38412	59.83	8.51	8.51	0	0	0
010	002	Utility	SL 3	2023	010	Atmos Regulated Shared Services	State No E	002	1010	GENL	Computers SW	V2016 50% FY	SL 3 MAR	38412	59.83	17.01	17.01	0	0	0
010	002	Utility	SL 3	2023	010	Atmos Regulated Shared Services	Federal	002	1010	GENL	Computers SW	V2016 50% FY	SL 3 MAR	38412	536.83	111.18	111.18	0	0	0
010	002	Utility	SL 3	2023	010	Atmos Regulated Shared Services	State No E	002	1010	GENL	Computers SW	V2016 50% FY	SL 3 MAR	38412	536.83	222.37	222.37	0	0	0
010	002	Utility	SL 3	2023	010	Atmos Regulated Shared Services	Federal	002	1010	GENL	Computers SW	V2016 50% FY	SL 3 APR	38443	10570.3	1036.76	1036.76	0	0	0
010	002	Utility	SL 3	2023	010	Atmos Regulated Shared Services	State No E	002	1010	GENL	Computers SW	V2016 50% FY	SL 3 APR	38443	10570.3	2073.51	2073.51	0	0	0
010	002	Utility	SL 3	2023	010	Atmos Regulated Shared Services	Federal	002	1010	GENL	Computers SW	V2016 50% FY	SL 3 APR	38443	14.41	0	0	0	0	0
010	002	Utility	SL 3	2023	010	Atmos Regulated Shared Services	State No E	002	1010	GENL	Computers SW	V2016 50% FY	SL 3 APR	38443	14.41	0	0	0	0	0
010	002	Utility	SL 3	2023	010	Atmos Regulated Shared Services	Federal	002	1010	GENL	Computers SW	V2016 50% FY	SL 3 MAY	38473	243.42	115.07	115.07	0	0	0
010	002	Utility	SL 3	2023	010	Atmos Regulated Shared Services	State No E	002	1010	GENL	Computers SW	V2016 50% FY	SL 3 MAY	38473	243.42	230.14	230.14	0	0	0
010	002	Utility	SL 3	2023	010	Atmos Regulated Shared Services	Federal	002	1010	GENL	Computers SW	V2016 50% FY	SL 3 MAY	38473	1493.26	682.96	682.96	0	0	0
010	002	Utility	SL 3	2023	010	Atmos Regulated Shared Services	State No E	002	1010	GENL	Computers SW	V2016 50% FY	SL 3 MAY	38473	1493.26	1365.91	1365.91	0	0	0
010	002	Utility	SL 3	2023	010	Atmos Regulated Shared Services	Federal	002	1010	GENL	Computers SW	V2016 50% FY	SL 3 MAY	38473	667470.04	62927.34	62927.34	0	0	0
010	002	Utility	SL 3	2023	010	Atmos Regulated Shared Services	State No E	002	1010	GENL	Computers SW	V2016 50% FY	SL 3 MAY	38473	667470.04	125854.66	125854.66	0	0	0
010	002	Utility	SL 3	2023	010	Atmos Regulated Shared Services	Federal	002	1010	GENL	Computers SW	V2016 50% FY	SL 3 JUN	38504	-619.76	-52.19	-52.19	0	0	0
010	002	Utility	SL 3	2023	010	Atmos Regulated Shared Services	State No E	002	1010	GENL	Computers SW	V2016 50% FY	SL 3 JUN	38504	-619.76	-104.39	-104.39	0	0	0
010	002	Utility	SL 3	2023	010	Atmos Regulated Shared Services	Federal	002	1010	GENL	Computers SW	V2016 50% FY	SL 3 JUN	38504	0	0	0	0	0	0
010	002	Utility	SL 3	2023	010	Atmos Regulated Shared Services	State No E	002	1010	GENL	Computers SW	V2016 50% FY	SL 3 JUN	38504	0	0	0	0	0	0
010	002	Utility	SL 3	2023	010	Atmos Regulated Shared Services	Federal	002	1010	GENL	Computers SW	V2016 50% FY	SL 3 JUL	38534	589982.03	57010.85	57010.85	0	0	0
010	002	Utility	SL 3	2023	010	Atmos Regulated Shared Services	State No E	002	1010	GENL	Computers SW	V2016 50% FY	SL 3 JUL	38534	589982.03	114021.7	114021.7	0	0	0
010	002	Utility	SL 3	2023	010	Atmos Regulated Shared Services	Federal	002	1010	GENL	Computers SW	V2016 50% FY	SL 3 AUG	38565	0	0.46	0.46	0	0	0
010	002	Utility	SL 3	2023	010	Atmos Regulated Shared Services	State No E	002	1010	GENL	Computers SW	V2016 50% FY	SL 3 AUG	38565	0	0.91	0.91	0	0	0
010	002	Utility	SL 3	2023	010	Atmos Regulated Shared Services	Federal	002	1010	GENL	Computers SW	V2016 50% FY	SL 3 AUG	38565	0	14.69	14.69	0	0	0
010	002	Utility	SL 3	2023	010	Atmos Regulated Shared Services	State No E	002	1010	GENL	Computers SW	V2016 50% FY	SL 3 AUG	38565	0	29.37	29.37	0	0	0
010	002	Utility	SL 3	2023	010	Atmos Regulated Shared Services	Federal	002	1010	GENL	Computers SW	V2016 50% FY	SL 3 AUG	38565	12678.61	2145.6	2145.6	0	0	0
010	002	Utility	SL 3	2023	010	Atmos Regulated Shared Services	State No E	002	1010	GENL	Computers SW	V2016 50% FY	SL 3 AUG	38565	12678.61	4291.2	4291.2	0	0	0
010	002	Utility	SL 3	2023	010	Atmos Regulated Shared Services	Federal	002	1010	GENL	Computers SW	V2016 50% FY	SL 3 AUG	38565	0	568.84	568.84	0	0	0
010	002	Utility	SL 3	2023	010	Atmos Regulated Shared Services	State No E	002	1010	GENL	Computers SW	V2016 50% FY	SL 3 AUG	38565	0	1137.67	1137.67	0	0	0
010	002	Utility	SL 3	2023	010	Atmos Regulated Shared Services	Federal	002	1010	GENL	Computers SW	V2016 50% FY	SL 3 SEP	38596	223078.3	53332.77	53332.77	0	0	0
010	002	Utility	SL 3	2023	010	Atmos Regulated Shared Services	State No E	002	1010	GENL	Computers SW	V2016 50% FY	SL 3 SEP	38596	223078.3	106665.54	106665.54	0	0	0
010	002	Utility	SL 3	2023	010	Atmos Regulated Shared Services	Federal	002	1010	GENL	Computers SW	V2016 50% FY	SL 3 SEP	38596	335176.55	52216.88	52216.88	0	0	0
010	002	Utility	SL 3	2023	010	Atmos Regulated Shared Services	State No E	002	1010	GENL	Computers SW	V2016 50% FY	SL 3 SEP	38596	335176.55	104433.77	104433.77	0	0	0
010	002	Utility	SL 3	2023	010	Atmos Regulated Shared Services	Federal	002	1010	GENL	Computers SW	V2016 50% FY	SL 3 SEP	38596	16885534.57	1859141.83	1859141.83	0	0	0
010	002	Utility	SL 3	2023	010	Atmos Regulated Shared Services	State No E	002	1010	GENL	Computers SW	V2016 50% FY	SL 3 SEP	38596	16885534.57	3718283.66	3718283.66	0	0	0
010	002	Utility	SL 3	2023	010	Atmos Regulated Shared Services	Federal	002	1010	GENL	Computers SW	V2016 50% FY	SL 3 SEP	38596	1381442.04	128684.79	128684.79	0	0	0
010	002	Utility	SL 3	2023	010	Atmos Regulated Shared Services	State No E	002	1010	GENL	Computers SW	V2016 50% FY	SL 3 SEP	38596	1381442.04	257369.57	257369.57	0	0	0
010	002	Utility	SL 3	2023	010	Atmos Regulated Shared Services	Federal	002	1010	GENL	Computers SW	V2016 50% FY	SL 3 SEP	38596	2787.31	1274.4	1274.4	0	0	0
010	002	Utility	SL 3	2023	010	Atmos Regulated Shared Services	State No E	002	1010	GENL	Computers SW	V2016 50% FY	SL 3 SEP	38596	2787.31	2548.82	2548.82	0	0	0
010	002	Utility	SL 3	2023	010	Atmos Regulated Shared Services	Federal	002	1010	GENL	Computers SW	V2016 50% FY	SL 3 OCT	38626	12.84	0	0	0	0	0
010	002	Utility	SL 3	2023	010	Atmos Regulated Shared Services	State No E	002	1010	GENL	Computers SW	V2016 50% FY	SL 3 OCT	38626	12.84	0	0	0	0	0
010	002	Utility	SL 3	2023	010	Atmos Regulated Shared Services	Federal	002	1010	GENL	Computers SW	V2016 50% FY	SL 3 OCT	38626	43401.34	4051.17	4051.17	0	0	0
010	002	Utility	SL 3	2023	010	Atmos Regulated Shared Services	State No E	002	1010	GENL	Computers SW	V2016 50% FY	SL 3 OCT	38626	43401.34	8102.34	8102.34	0	0	0
010	002	Utility	SL 3	2023	010	Atmos Regulated Shared Services	Federal	002	1010	GENL	Computers SW	V2016 50% FY	SL 3 NOV	38657	0	0	0	0	0	0
010	002	Utility	SL 3	2023	010	Atmos Regulated Shared Services	State No E	002	1010	GENL	Computers SW	V2016 50% FY	SL 3 NOV	38657	0	0	0	0	0	0
010	002	Utility	SL 3	2023	010	Atmos Regulated Shared Services	Federal	002	1010	GENL	Computers SW	V2016 50% FY	SL 3 NOV	38657	-4803.83	-431.82	-431.82	0	0	0
010	002	Utility	SL 3	2023	010	Atmos Regulated Shared Services	State No E	002	1010	GENL	Computers SW	V2016 50% FY	SL 3 NOV	38657	-4803.83	-863.65	-863.65	0	0	0
010	002	Utility	SL 3	2023	010	Atmos Regulated Shared Services	Federal	002	1010	GENL	Computers SW	V2016 50% FY	SL 3 DEC	38687	4203.72	2071.93	2071.93	0	0	0
010	002	Utility	SL 3	2023	010	Atmos Regulated Shared Services	State No E	002	1010	GENL	Computers SW	V2016 50% FY	SL 3 DEC	38687	4203.72	4143.86	4143.86	0	0	0

010	002	Utility	SL 3	2023	010	Atmos Regulated Shared Services	Federal	002	1010	GENL Computers SW	V2016 50% FY	SL 3 DEC	38687	2134241.34	972637.29	972637.29	0	0	0
010	002	Utility	SL 3	2023	010	Atmos Regulated Shared Services	State No E	002	1010	GENL Computers SW	V2016 50% FY	SL 3 DEC	38687	2134241.34	1945274.58	1945274.58	0	0	0
010	002	Utility	SL 3	2023	010	Atmos Regulated Shared Services	Federal	002	1010	GENL Computers SW	V2016 50% FY	SL 3 DEC	38687	1369882.95	129438.04	129438.04	0	0	0
010	002	Utility	SL 3	2023	010	Atmos Regulated Shared Services	State No E	002	1010	GENL Computers SW	V2016 50% FY	SL 3 DEC	38687	1369882.95	258876.08	258876.08	0	0	0
010	002	Utility	SL 3	2023	010	Atmos Regulated Shared Services	Federal	002	1010	GENL Computers SW	V2016 50% FY	SL 3 DEC	38687	358256.53	68076.94	68076.94	0	0	0
010	002	Utility	SL 3	2023	010	Atmos Regulated Shared Services	State No E	002	1010	GENL Computers SW	V2016 50% FY	SL 3 DEC	38687	358256.53	136153.87	136153.87	0	0	0
010	002	Utility	MACRS 7	2023	010	Atmos Regulated Shared Services	Federal	002	1010	GENL Misc	V2016 50% FY	MACRS 7		2415.82	1144.25	1093.22	51.03	0	0
010	002	Utility	MACRS 7	2023	010	Atmos Regulated Shared Services	State No E	002	1010	GENL Misc	V2016 50% FY	MACRS 7		2415.82	2288.5	2186.42	102.08	0	0
010	002	Utility	MACRS 7	2023	010	Atmos Regulated Shared Services	Federal	002	1010	GENL Office 7	V2016 50% FY	MACRS 7		0	0.01	0	0	0	0
010	002	Utility	MACRS 7	2023	010	Atmos Regulated Shared Services	State No E	002	1010	GENL Office 7	V2016 50% FY	MACRS 7		0	0	0	0	0	0
010	002	Utility	MACRS 5	2023	010	Atmos Regulated Shared Services	Federal	002	1010	GENL Office 7	V2016 50% FY	MACRS 5		-66385.92	-33192.96	-33192.96	0	0	0
010	002	Utility	MACRS 5	2023	010	Atmos Regulated Shared Services	State No E	002	1010	GENL Office 7	V2016 50% FY	MACRS 5		-66385.92	-66385.92	-66385.92	0	0	0
010	002	Utility	MACRS 7	2023	010	Atmos Regulated Shared Services	Federal	002	1010	GENL Structures	V2016 50% FY	MACRS 7		13139.88	6223.69	5946.12	277.57	0	0
010	002	Utility	MACRS 7	2023	010	Atmos Regulated Shared Services	State No E	002	1010	GENL Structures	V2016 50% FY	MACRS 7		13139.88	12447.38	11892.22	555.16	0	0
010	002	Utility	MACRS 7	2023	010	Atmos Regulated Shared Services	Federal	002	1010	GENL Structures 7	V2016 50% FY	MACRS 7		0	0	0	0	0	0
010	002	Utility	MACRS 7	2023	010	Atmos Regulated Shared Services	State No E	002	1010	GENL Structures 7	V2016 50% FY	MACRS 7		0	0	0	0	0	0
010	002	Utility	MACRS 7	2023	010	Atmos Regulated Shared Services	Federal	002	1010	GENL Tools	V2016 50% FY	MACRS 7		0	0	0	0	0	0
010	002	Utility	MACRS 7	2023	010	Atmos Regulated Shared Services	State No E	002	1010	GENL Tools	V2016 50% FY	MACRS 7		0	0	0	0	0	0
010	012	Utility	MACRS 5	2023	010	Atmos Regulated Shared Services	Federal	012	1010	GENL Computers HW	V2016 50% FY	MACRS 5		37006.93	17377.72	17377.72	0	0	0
010	012	Utility	MACRS 5	2023	010	Atmos Regulated Shared Services	State No E	012	1010	GENL Computers HW	V2016 50% FY	MACRS 5		37006.93	34755.42	34755.42	0	0	0
010	012	Utility	MACRS 5	2023	010	Atmos Regulated Shared Services	Federal	012	1010	GENL Computers HW	V2016 50% FY	MACRS 5		9629.05	4482.59	4482.59	0	0	0
010	012	Utility	MACRS 5	2023	010	Atmos Regulated Shared Services	State No E	012	1010	GENL Computers HW	V2016 50% FY	MACRS 5		9629.05	8965.17	8965.17	0	0	0
010	012	Utility	MACRS 5	2023	010	Atmos Regulated Shared Services	Federal	012	1010	GENL Computers HW	V2016 50% FY	MACRS 5		1264633.43	593533.72	593533.72	0	0	0
010	012	Utility	MACRS 5	2023	010	Atmos Regulated Shared Services	State No E	012	1010	GENL Computers HW	V2016 50% FY	MACRS 5		1264633.43	1187067.45	1187067.45	0	0	0
010	012	Utility	MACRS 5	2023	010	Atmos Regulated Shared Services	Federal	012	1010	GENL Computers HW	V2016 50% FY	MACRS 5		89769.05	41318.07	41318.07	0	0	0
010	012	Utility	MACRS 5	2023	010	Atmos Regulated Shared Services	State No E	012	1010	GENL Computers HW	V2016 50% FY	MACRS 5		89769.05	82636.13	82636.13	0	0	0
010	012	Utility	SL 3	2023	010	Atmos Regulated Shared Services	Federal	012	1010	GENL Computers SW	V2016 50% FY	SL 3 JAN	38353	82.73	-9.27	-9.27	0	0	0
010	012	Utility	SL 3	2023	010	Atmos Regulated Shared Services	State No E	012	1010	GENL Computers SW	V2016 50% FY	SL 3 JAN	38353	82.73	-18.53	-18.53	0	0	0
010	012	Utility	SL 3	2023	010	Atmos Regulated Shared Services	Federal	012	1010	GENL Computers SW	V2016 50% FY	SL 3 JAN	38353	23063.78	453.51	453.51	0	0	0
010	012	Utility	SL 3	2023	010	Atmos Regulated Shared Services	State No E	012	1010	GENL Computers SW	V2016 50% FY	SL 3 JAN	38353	23063.78	907.03	907.03	0	0	0
010	012	Utility	SL 3	2023	010	Atmos Regulated Shared Services	Federal	012	1010	GENL Computers SW	V2016 50% FY	SL 3 FEB	38384	42031.76	506.21	506.21	0	0	0
010	012	Utility	SL 3	2023	010	Atmos Regulated Shared Services	State No E	012	1010	GENL Computers SW	V2016 50% FY	SL 3 FEB	38384	42031.76	1012.41	1012.41	0	0	0
010	012	Utility	SL 3	2023	010	Atmos Regulated Shared Services	Federal	012	1010	GENL Computers SW	V2016 50% FY	SL 3 FEB	38384	7.62	-1	-1	0	0	0
010	012	Utility	SL 3	2023	010	Atmos Regulated Shared Services	State No E	012	1010	GENL Computers SW	V2016 50% FY	SL 3 FEB	38384	7.62	-2	-2	0	0	0
010	012	Utility	SL 3	2023	010	Atmos Regulated Shared Services	Federal	012	1010	GENL Computers SW	V2016 50% FY	SL 3 MAR	38412	533278.44	8323.8	8323.8	0	0	0
010	012	Utility	SL 3	2023	010	Atmos Regulated Shared Services	State No E	012	1010	GENL Computers SW	V2016 50% FY	SL 3 MAR	38412	533278.44	16647.6	16647.6	0	0	0
010	012	Utility	SL 3	2023	010	Atmos Regulated Shared Services	Federal	012	1010	GENL Computers SW	V2016 50% FY	SL 3 MAR	38412	-20.04	2.5	2.5	0	0	0
010	012	Utility	SL 3	2023	010	Atmos Regulated Shared Services	State No E	012	1010	GENL Computers SW	V2016 50% FY	SL 3 MAR	38412	-20.04	5	5	0	0	0
010	012	Utility	SL 3	2023	010	Atmos Regulated Shared Services	Federal	012	1010	GENL Computers SW	V2016 50% FY	SL 3 APR	38443	-6549.48	-97.19	-97.19	0	0	0
010	012	Utility	SL 3	2023	010	Atmos Regulated Shared Services	State No E	012	1010	GENL Computers SW	V2016 50% FY	SL 3 APR	38443	-6549.48	-97.19	-97.19	0	0	0
010	012	Utility	SL 3	2023	010	Atmos Regulated Shared Services	Federal	012	1010	GENL Computers SW	V2016 50% FY	SL 3 MAY	38473	330307.4	2868.42	2868.42	0	0	0
010	012	Utility	SL 3	2023	010	Atmos Regulated Shared Services	State No E	012	1010	GENL Computers SW	V2016 50% FY	SL 3 MAY	38473	330307.4	5736.83	5736.83	0	0	0
010	012	Utility	SL 3	2023	010	Atmos Regulated Shared Services	Federal	012	1010	GENL Computers SW	V2016 50% FY	SL 3 JUN	38504	78754.55	775.53	775.53	0	0	0
010	012	Utility	SL 3	2023	010	Atmos Regulated Shared Services	State No E	012	1010	GENL Computers SW	V2016 50% FY	SL 3 JUN	38504	78754.55	1551.06	1551.06	0	0	0
010	012	Utility	SL 3	2023	010	Atmos Regulated Shared Services	Federal	012	1010	GENL Computers SW	V2016 50% FY	SL 3 JUL	38534	5505.89	40.44	40.44	0	0	0
010	012	Utility	SL 3	2023	010	Atmos Regulated Shared Services	State No E	012	1010	GENL Computers SW	V2016 50% FY	SL 3 JUL	38534	5505.89	80.88	80.88	0	0	0
010	012	Utility	SL 3	2023	010	Atmos Regulated Shared Services	Federal	012	1010	GENL Computers SW	V2016 50% FY	SL 3 AUG	38565	0	1.52	1.52	0	0	0
010	012	Utility	SL 3	2023	010	Atmos Regulated Shared Services	State No E	012	1010	GENL Computers SW	V2016 50% FY	SL 3 AUG	38565	0	3.03	3.03	0	0	0
010	012	Utility	SL 3	2023	010	Atmos Regulated Shared Services	Federal	012	1010	GENL Computers SW	V2016 50% FY	SL 3 AUG	38565	-25.78	1225.31	1225.31	0	0	0
010	012	Utility	SL 3	2023	010	Atmos Regulated Shared Services	State No E	012	1010	GENL Computers SW	V2016 50% FY	SL 3 AUG	38565	-25.78	2450.61	2450.61	0	0	0
010	012	Utility	SL 3	2023	010	Atmos Regulated Shared Services	Federal	012	1010	GENL Computers SW	V2016 50% FY	SL 3 SEP	38596	2504.53	67.93	67.93	0	0	0
010	012	Utility	SL 3	2023	010	Atmos Regulated Shared Services	State No E	012	1010	GENL Computers SW	V2016 50% FY	SL 3 SEP	38596	2504.53	135.85	135.85	0	0	0
010	012	Utility	SL 3	2023	010	Atmos Regulated Shared Services	Federal	012	1010	GENL Computers SW	V2016 50% FY	SL 3 OCT	38626	56625.39	19822.47	19822.47	0	0	0
010	012	Utility	SL 3	2023	010	Atmos Regulated Shared Services	State No E	012	1010	GENL Computers SW	V2016 50% FY	SL 3 OCT	38626	56625.39	39644.93	39644.93	0	0	0
010	012	Utility	SL 3	2023	010	Atmos Regulated Shared Services	Federal	012	1010	GENL Computers SW	V2016 50% FY	SL 3 OCT	38626	1468754.52	15324.77	15324.77	0	0	0
010	012	Utility	SL 3	2023	010	Atmos Regulated Shared Services	State No E	012	1010	GENL Computers SW	V2016 50% FY	SL 3 OCT	38626	1468754.52	30649.53	30649.53	0	0	0
010	012	Utility	SL 3	2023	010	Atmos Regulated Shared Services	Federal	012	1010	GENL Computers SW	V2016 50% FY	SL 3 NOV	38657	-2028.3	-14.89	-14.89	0	0	0
010	012	Utility	SL 3	2023	010	Atmos Regulated Shared Services	State No E	012	1010	GENL Computers SW	V2016 50% FY	SL 3 NOV	38657	-2028.3	-29.78	-29.78	0	0	0
010	012	Utility	SL 3	2023	010	Atmos Regulated Shared Services	Federal	012	1010	GENL Computers SW	V2016 50% FY	SL 3 NOV	38657	-49.54	-17.08	-17.08	0	0	0
010	012	Utility	SL 3	2023	010	Atmos Regulated Shared Services	State No E	012	1010	GENL Computers SW	V2016 50% FY	SL 3 NOV	38657	-49.54	-34.16	-34.16	0	0	0
010	012	Utility	SL 3	2023	010	Atmos Regulated Shared Services	Federal	012	1010	GENL Computers SW	V2016 50% FY	SL 3 DEC	38687	1458941.63	16132.76	16132.76	0	0	0
010	012	Utility	SL 3	2023	010	Atmos Regulated Shared Services	State No E	012	1010	GENL Computers SW	V2016 50% FY	SL 3 DEC	38687	1458941.63	32265.53	32265.53	0	0	0
010	012	Utility	SL 3	2023	010	Atmos Regulated Shared Services	Federal	012	1010	GENL Computers SW	V2016 50% FY	SL 3 DEC	38687	27609.36	9277.78	9277.78	0	0	0
010	012	Utility	SL 3	2023	010	Atmos Regulated Shared Services	State No E	012	1010	GENL Computers SW	V2016 50% FY	SL 3 DEC	38687	27609.36	18555.56	18555.56	0	0	0
010	012	Utility	MACRS 7	2023	010	Atmos Regulated Shared Services	Federal	012	1010	GENL Misc	V2016 50% FY	MACRS 7		354509.69	168050.58	160555.54	7495.04	0	0
010	012	Utility	MACRS 7	2023	010	Atmos Regulated Shared Services	State No E	012	1010	GENL Misc	V2016 50% FY	MACRS 7		354509.69	336101.17	321111.05	14990.12	0	0
010	012	Utility	MACRS 7	2023	010	Atmos Regulated Shared Services	Federal	012	1010	GENL Misc	V2016 50% FY	MACRS 7		13429.28	6370.38	6086.26	284.12	0	0
010	012	Utility	MACRS 7	2023	010	Atmos Regulated Shared Services	State No E	012	1010	GENL Misc	V2016 50% FY	MACRS 7		13429.28	12740.76	12172.52	568.24	0	0
010	012	Utility	MACRS 7	2023	010	Atmos Regulated Shared Services	Federal	012	1010	GENL Office 7	V2016 50% FY	MACRS 7		15271.54	7089.53	6773.35	316.18	0	0
010	012	Utility	MACRS 7	2023	010	Atmos Regulated Shared Services	State No E	012	1010	GENL Office 7	V2016 50% FY	MACRS 7		15271.54	14179.07	13546.68	632.39	0	0
010	012	Utility	MACRS 7	2023	010	Atmos Regulated Shared Services	Federal	012	1010	GENL Structures	V2016 50% FY	MACRS 7		447.76	212.08	202.63	9.45	0	0
010	012	Utility	MACRS 7	2023	010	Atmos Regulated Shared Services	State No E	012	1010	GENL Structures	V2016 50% FY	MACRS 7		447.76	424.16	405.26	18.9	0	0
010	012	Utility	MACRS 7	2023	010	Atmos Regulated Shared Services	Federal	012	1010	GENL Tools	V2016 50% FY	MACRS 7		71954.81	33828.25	32319.51	1440.36	0	-68.38
010	012	Utility	MACRS 7	2023	010	Atmos Regulated Shared Services	State No E	012	1010	GENL Tools	V2016 50% FY	MACRS 7		71954.81	67656.5	64639.03	2880.72	0	-136.75
010	002	Utility	MACRS 39	2023	010	Atmos Regulated Shared Services	Federal	002	1010	GENL Structures	V2016 FY	MACRS 39 JAN	38353	-4660	-4733	-814.05	-121.35	0	0
010	002	Utility	MACRS 39	2023	010	Atmos Regulated Shared Services	Federal	002	1010	GENL Structures	V2016 FY	MACRS 39 MAR	38412	5736.31	5520.72	925.98	141.55	0	0
010	002	Utility	MACRS 39	2023	010	Atmos Regulated Shared Services	Federal	002	1010	GENL Structures	V2016 FY	MACRS 39 MAR	38412	36987.35	35131.65	5892.65	900.78	0	0
010	002	Utility	MACRS 39	2023	010	Atmos Regulated Shared Services	Federal	002	1010	GENL Structures	V2016 FY	MACRS 39 APR	38443	480.82	455.54	75.44	11.68	0	0
010	002	Utility	MACRS 39	2023	010	Atmos Regulated Shared Services	Federal	002	1010	GENL Structures	V2016 FY	MACRS 39 MAY	38473	5430.96	5146	841.15	131.94	0	0
010	002	Utility	MACRS 39	2023	010	Atmos Regulated Shared Services	Federal	002	1010	GENL Structures	V2016 FY	MACRS 39 JUN	38504	5056.07	4823.56	778.15	123.68	0	0
010	002	Utility	MACRS 39	2023	010	Atmos Regulated Shared Services	Federal	002	1010	GENL Structures	V2016 FY	MACRS 39 JUL	38534	26495.61	25340.57	4033.71	649.73	0	0
010	002	Utility	MACRS 39	2023	010	Atmos Regulated Shared Services	Federal	002	1010	GENL Structures	V2016 FY	MACRS 39 AUG	38565	0	79.89	12.56	2.05	0	0
010	002	Utility	MACRS 39	2023	010	Atmos Regulated Shared Services	Federal	002	1010	GENL Structures	V2016 FY	MACRS 39 AUG	38565	-28056.75	-26770	-4204.21	-686.38	0	0
010	002	Utility	MACRS 39	2023	010	Atmos Regulated Shared Services	Federal	002	1010	GENL Structures	V2016 FY	MACRS 39 SEP	38596	-11.81	-1.83	-0.3	-0.05	0	0
010	002	Utility	MACRS 39	2023	010	Atmos Regulated Shared Services	Federal	002	1010	GENL Structures	V2016 FY	MACRS 39 OCT	38626	22830.68	21594.85	3852.73	553.69	0	0
010	002	Utility	MACRS 39	2023	010	Atmos Regulated Shared Services	Federal	002	1010	GENL Structures	V2016 FY	MACRS 39 DEC	38687	32787.49	31594.11	5501.78	810.07	0	0
010	012	Utility	MACRS 39	2023	010	Atmos Regulated Shared Services	Federal	012	1010	GENL Structures	V2016 FY	MACRS 39 MAR	38412	2517.31	2395.26	401.73	61.41	0	0
010	012	Utility	MACRS 39	2023	010	Atmos Regulated Shared Services	Federal	012	1010	GENL Structures	V2016 FY	MACRS 39 MAR	38412	0	0	0	0	0	0
010	012	Utility	MACRS 39	2023	010	Atmos Regulated Shared Services	Federal	012	1010	GENL Structures	V2016 FY	MACRS 39 APR	38443	28.33	26.84	4.45	0.69	0	0
010	012	Utility	MACRS 39	2023	010	Atmos Regulated Shared Services	Federal	012	1010	GENL Structures	V2016 FY	MACRS 39 MAY	38473	10576.77	9901.5	1618.49	253.87	0	0
010	012	Utility	MACRS 39	2023	010	Atmos Regulated Shared Services	Federal	012	1010	GENL Structures	V2016 FY	MACRS 39 JUN	38504	285.83	284.21	45.86	7.29	0	0
010	012	Utility	MACRS 39	2023	010	Atmos Regulated Shared Services	Federal	012	1010	GENL Structures	V2016 FY	MACRS 39 JUL	38534	1561.14	1493.09	237.65	38.28	0	0

010	012	Utility	MACRS 39	2023	010 Atmos Regulated Shared Services	Federal	012 1010 GENL Structures	V2016 FY	MACRS 39 AUG	38565	0	26.3	4.1	0.67	0	0
010	012	Utility	MACRS 39	2023	010 Atmos Regulated Shared Services	Federal	012 1010 GENL Structures	V2016 FY	MACRS 39 OCT	38626	1345.2	1272.39	227	32.62	0	0
010	012	Utility	MACRS 39	2023	010 Atmos Regulated Shared Services	Federal	012 1010 GENL Structures	V2016 FY	MACRS 39 DEC	38687	1931.86	1861.54	324.17	47.73	0	0
010	002	Utility	MACRS 5	2023	010 Atmos Regulated Shared Services	Federal	002 1010 GENL Computers HW	V2017 50% FY	MACRS 5		35455.26	19075.6	19075.6	0	0	0
010	002	Utility	MACRS 5	2023	010 Atmos Regulated Shared Services	State No E	002 1010 GENL Computers HW	V2017 50% FY	MACRS 5		35455.26	38151.19	38151.19	0	0	0
010	002	Utility	MACRS 5	2023	010 Atmos Regulated Shared Services	Federal	002 1010 GENL Computers HW	V2017 50% FY	MACRS 5		4283925.64	2300289.77	2300289.77	0	0	0
010	002	Utility	MACRS 5	2023	010 Atmos Regulated Shared Services	State No E	002 1010 GENL Computers HW	V2017 50% FY	MACRS 5		4283925.64	4600579.54	4600579.54	0	0	0
010	002	Utility	MACRS 5	2023	010 Atmos Regulated Shared Services	Federal	002 1010 GENL Computers HW	V2017 50% FY	MACRS 5		241923.48	129636.15	129636.15	0	0	0
010	002	Utility	MACRS 5	2023	010 Atmos Regulated Shared Services	State No E	002 1010 GENL Computers HW	V2017 50% FY	MACRS 5		241923.48	259272.3	259272.3	0	0	0
010	002	Utility	MACRS 5	2023	010 Atmos Regulated Shared Services	Federal	002 1010 GENL Computers HW	V2017 50% FY	MACRS 5		292463.78	156707.67	156707.67	0	0	0
010	002	Utility	MACRS 5	2023	010 Atmos Regulated Shared Services	State No E	002 1010 GENL Computers HW	V2017 50% FY	MACRS 5		292463.78	313415.33	313415.33	0	0	0
010	002	Utility	MACRS 5	2023	010 Atmos Regulated Shared Services	Federal	002 1010 GENL Computers HW	V2017 50% FY	MACRS 5		21595.64	11622.55	11622.55	0	0	0
010	002	Utility	MACRS 5	2023	010 Atmos Regulated Shared Services	State No E	002 1010 GENL Computers HW	V2017 50% FY	MACRS 5		21595.64	23245.09	23245.09	0	0	0
010	002	Utility	MACRS 5	2023	010 Atmos Regulated Shared Services	Federal	002 1010 GENL Computers HW	V2017 50% FY	MACRS 5		6247.21	3352.57	3352.57	0	0	0
010	002	Utility	MACRS 5	2023	010 Atmos Regulated Shared Services	State No E	002 1010 GENL Computers HW	V2017 50% FY	MACRS 5		6247.21	6705.12	6705.12	0	0	0
010	002	Utility	SL 3	2023	010 Atmos Regulated Shared Services	Federal	002 1010 GENL Computers HW	V2017 50% FY	SL 3		0	0	0	0	0	0
010	002	Utility	SL 3	2023	010 Atmos Regulated Shared Services	State No E	002 1010 GENL Computers HW	V2017 50% FY	SL 3		0	0	0	0	0	0
010	002	Utility	SL 3	2023	010 Atmos Regulated Shared Services	Federal	002 1010 GENL Computers HW	V2017 50% FY	SL 3		0	0	0	0	0	0
010	002	Utility	SL 3	2023	010 Atmos Regulated Shared Services	State No E	002 1010 GENL Computers HW	V2017 50% FY	SL 3		0	0	0	0	0	0
010	002	Utility	SL 3	2023	010 Atmos Regulated Shared Services	Federal	002 1010 GENL Computers HW	V2017 50% FY	SL 3		0	0	0	0	0	0
010	002	Utility	SL 3	2023	010 Atmos Regulated Shared Services	State No E	002 1010 GENL Computers HW	V2017 50% FY	SL 3		0	0	0	0	0	0
010	002	Utility	SL 3	2023	010 Atmos Regulated Shared Services	Federal	002 1010 GENL Computers HW	V2017 50% FY	SL 3		0	0	0	0	0	0
010	002	Utility	SL 3	2023	010 Atmos Regulated Shared Services	State No E	002 1010 GENL Computers HW	V2017 50% FY	SL 3		0	0	0	0	0	0
010	002	Utility	SL 3	2023	010 Atmos Regulated Shared Services	Federal	002 1010 GENL Computers HW	V2017 50% FY	SL 3		0	0	0	0	0	0
010	002	Utility	SL 3	2023	010 Atmos Regulated Shared Services	State No E	002 1010 GENL Computers HW	V2017 50% FY	SL 3		0	0	0	0	0	0
010	002	Utility	SL 3	2023	010 Atmos Regulated Shared Services	Federal	002 1010 GENL Computers SW	V2017 50% FY	SL 3		8954080.47	2398781.42	2398781.42	0	0	0
010	002	Utility	SL 3	2023	010 Atmos Regulated Shared Services	State No E	002 1010 GENL Computers SW	V2017 50% FY	SL 3		8954080.47	4797562.84	4797562.84	0	0	0
010	002	Utility	SL 3	2023	010 Atmos Regulated Shared Services	Federal	002 1010 GENL Computers SW	V2017 50% FY	SL 3		507721.99	79672.83	79672.83	0	0	0
010	002	Utility	SL 3	2023	010 Atmos Regulated Shared Services	State No E	002 1010 GENL Computers SW	V2017 50% FY	SL 3		507721.99	159345.67	159345.67	0	0	0
010	002	Utility	SL 3	2023	010 Atmos Regulated Shared Services	Federal	002 1010 GENL Computers SW	V2017 50% FY	SL 3		8094.72	1270.6	1270.6	0	0	0
010	002	Utility	SL 3	2023	010 Atmos Regulated Shared Services	State No E	002 1010 GENL Computers SW	V2017 50% FY	SL 3		8094.72	2541.2	2541.2	0	0	0
010	002	Utility	SL 3	2023	010 Atmos Regulated Shared Services	Federal	002 1010 GENL Computers SW	V2017 50% FY	SL 3		296470.58	159039.53	159039.53	0	0	0
010	002	Utility	SL 3	2023	010 Atmos Regulated Shared Services	State No E	002 1010 GENL Computers SW	V2017 50% FY	SL 3		296470.58	318079.06	318079.06	0	0	0
010	002	Utility	SL 3	2023	010 Atmos Regulated Shared Services	Federal	002 1010 GENL Computers SW	V2017 50% FY	SL 3		1071341.24	320426.23	320426.23	0	0	0
010	002	Utility	SL 3	2023	010 Atmos Regulated Shared Services	State No E	002 1010 GENL Computers SW	V2017 50% FY	SL 3		1071341.24	640852.47	640852.47	0	0	0
010	002	Utility	SL 3	2023	010 Atmos Regulated Shared Services	Federal	002 1010 GENL Computers SW	V2017 50% FY	SL 3		17255.34	9223.75	9223.75	0	0	0
010	002	Utility	SL 3	2023	010 Atmos Regulated Shared Services	State No E	002 1010 GENL Computers SW	V2017 50% FY	SL 3		17255.34	18447.5	18447.5	0	0	0
010	002	Utility	MACRS 7	2023	010 Atmos Regulated Shared Services	Federal	002 1010 GENL Tools	V2017 50% FY	MACRS 7		0	0	0	0	0	0
010	002	Utility	MACRS 7	2023	010 Atmos Regulated Shared Services	State No E	002 1010 GENL Tools	V2017 50% FY	MACRS 7		0	0	0	0	0	0
010	012	Utility	MACRS 5	2023	010 Atmos Regulated Shared Services	Federal	012 1010 GENL Computers HW	V2017 50% FY	MACRS 5		409352.28	195707.38	195707.38	0	0	0
010	012	Utility	MACRS 5	2023	010 Atmos Regulated Shared Services	State No E	012 1010 GENL Computers HW	V2017 50% FY	MACRS 5		409352.28	391414.76	391414.76	0	0	0
010	012	Utility	MACRS 5	2023	010 Atmos Regulated Shared Services	Federal	012 1010 GENL Computers HW	V2017 50% FY	MACRS 5		51931.1	24747.07	24747.07	0	0	0
010	012	Utility	MACRS 5	2023	010 Atmos Regulated Shared Services	State No E	012 1010 GENL Computers HW	V2017 50% FY	MACRS 5		51931.1	49494.14	49494.14	0	0	0
010	012	Utility	MACRS 5	2023	010 Atmos Regulated Shared Services	Federal	012 1010 GENL Computers HW	V2017 50% FY	MACRS 5		8802.77	4224.81	4224.81	0	0	0
010	012	Utility	MACRS 5	2023	010 Atmos Regulated Shared Services	State No E	012 1010 GENL Computers HW	V2017 50% FY	MACRS 5		8802.77	8449.61	8449.61	0	0	0
010	012	Utility	SL 3	2023	010 Atmos Regulated Shared Services	Federal	012 1010 GENL Computers SW	V2017 50% FY	SL 3		2623575.66	314890.72	314890.72	0	0	0
010	012	Utility	SL 3	2023	010 Atmos Regulated Shared Services	State No E	012 1010 GENL Computers SW	V2017 50% FY	SL 3		2623575.66	629781.44	629781.44	0	0	0
010	012	Utility	SL 3	2023	010 Atmos Regulated Shared Services	Federal	012 1010 GENL Computers SW	V2017 50% FY	SL 3		72861.16	14986.27	14986.27	0	0	0
010	012	Utility	SL 3	2023	010 Atmos Regulated Shared Services	State No E	012 1010 GENL Computers SW	V2017 50% FY	SL 3		72861.16	29972.54	29972.54	0	0	0
010	012	Utility	SL 3	2023	010 Atmos Regulated Shared Services	Federal	012 1010 GENL Computers SW	V2017 50% FY	SL 3		1315.67	622.57	622.57	0	0	0
010	012	Utility	SL 3	2023	010 Atmos Regulated Shared Services	State No E	012 1010 GENL Computers SW	V2017 50% FY	SL 3		1315.67	1245.14	1245.14	0	0	0
010	012	Utility	SL 3	2023	010 Atmos Regulated Shared Services	Federal	012 1010 GENL Computers SW	V2017 50% FY	SL 3		225826.48	107278.87	107278.87	0	0	0
010	012	Utility	SL 3	2023	010 Atmos Regulated Shared Services	State No E	012 1010 GENL Computers SW	V2017 50% FY	SL 3		225826.48	214557.73	214557.73	0	0	0
010	012	Utility	MACRS 7	2023	010 Atmos Regulated Shared Services	Federal	012 1010 GENL Misc	V2017 50% FY	MACRS 7		18637.1	8900.55	7708.77	794.82	0	0
010	012	Utility	MACRS 7	2023	010 Atmos Regulated Shared Services	State No E	012 1010 GENL Misc	V2017 50% FY	MACRS 7		18637.1	17801.1	15417.54	1589.64	0	0
010	012	Utility	MACRS 7	2023	010 Atmos Regulated Shared Services	Federal	012 1010 GENL Office 7	V2017 50% FY	MACRS 7		139206.37	66762.09	57822.65	5961.85	0	0
010	012	Utility	MACRS 7	2023	010 Atmos Regulated Shared Services	State No E	012 1010 GENL Office 7	V2017 50% FY	MACRS 7		139206.37	133524.19	115645.3	11923.71	0	0
010	012	Utility	MACRS 7	2023	010 Atmos Regulated Shared Services	Federal	012 1010 GENL Office 7	V2017 50% FY	MACRS 7		83321.76	39935.68	34588.3	3566.26	0	0
010	012	Utility	MACRS 7	2023	010 Atmos Regulated Shared Services	State No E	012 1010 GENL Office 7	V2017 50% FY	MACRS 7		83321.76	79871.35	69176.57	7132.51	0	0
010	012	Utility	MACRS 7	2023	010 Atmos Regulated Shared Services	Federal	012 1010 GENL Tools	V2017 50% FY	MACRS 7		18045.51	42767.04	37040.53	3819.1	0	0
010	012	Utility	MACRS 7	2023	010 Atmos Regulated Shared Services	State No E	012 1010 GENL Tools	V2017 50% FY	MACRS 7		18045.51	85534.06	74081.05	7638.19	0	0
010	002	Utility	MACRS 5	2023	010 Atmos Regulated Shared Services	Federal	002 1010 GENL Computers HW	V2017 FY	MACRS 5		3583.84	0	0	0	0	0
010	002	Utility	MACRS 5	2023	010 Atmos Regulated Shared Services	State No E	002 1010 GENL Computers HW	V2017 FY	MACRS 5		3583.84	0	0	0	0	0
010	002	Utility	MACRS 7	2023	010 Atmos Regulated Shared Services	Federal	002 1010 GENL Misc	V2017 FY	MACRS 7		0	3741852	3240818	334147.38	0	0
010	002	Utility	AMT 7	2023	010 Atmos Regulated Shared Services	AMT	002 1010 GENL Misc	V2017 FY	AMT 7		0	3741852	3054361.52	458339.45	0	0
010	002	Utility	MACRS 39	2023	010 Atmos Regulated Shared Services	Federal	002 1010 GENL Structures	V2017 FY	MACRS 39 JAN	38353	8479.35	9285.88	1359.08	238.09	0	0
010	002	Utility	MACRS 39	2023	010 Atmos Regulated Shared Services	Federal	002 1010 GENL Structures	V2017 FY	MACRS 39 FEB	38384	244.25	260.67	37.58	6.68	0	0
010	002	Utility	MACRS 39	2023	010 Atmos Regulated Shared Services	Federal	002 1010 GENL Structures	V2017 FY	MACRS 39 MAR	38412	125.84	17	2.43	0.44	0	0
010	002	Utility	MACRS 39	2023	010 Atmos Regulated Shared Services	Federal	002 1010 GENL Structures	V2017 FY	MACRS 39 APR	38443	11.15	-41.38	-5.8	-1.06	0	0
010	002	Utility	MACRS 39	2023	010 Atmos Regulated Shared Services	Federal	002 1010 GENL Structures	V2017 FY	MACRS 39 JUN	38504	53934.18	56812.12	7708.25	1456.66	0	0
010	002	Utility	MACRS 39	2023	010 Atmos Regulated Shared Services	Federal	002 1010 GENL Structures	V2017 FY	MACRS 39 AUG	38565	0	1667.53	219.15	42.76	0	0
010	002	Utility	MACRS 39	2023	010 Atmos Regulated Shared Services	Federal	002 1010 GENL Structures	V2017 FY	MACRS 39 OCT	38626	455180.34	487544.82	74482.22	12500.65	0	0
010	002	Utility	MACRS 39	2023	010 Atmos Regulated Shared Services	Federal	002 1010 GENL Structures	V2017 FY	MACRS 39 NOV	38657	5252.13	5614.37	845.74	143.95	0	0
010	002	Utility	MACRS 39	2023	010 Atmos Regulated Shared Services	Federal	002 1010 GENL Structures	V2017 FY	MACRS 39 DEC	38687	26.66	2.83	0.42	0.07	0	0
010	002	Utility	MACRS 39	2023	010 Atmos Regulated Shared Services	Federal	002 1010 GENL Structures	V2017 FY	MACRS 39 DEC	38687	265815.85	285735.31	42431.68	7326.25	0	0
010	012	Utility	MACRS 5	2023	010 Atmos Regulated Shared Services	Federal	012 1010 GENL Computers HW	V2017 FY	MACRS 5		1.25	0	0	0	0	0
010	012	Utility	MACRS 5	2023	010 Atmos Regulated Shared Services	State No E	012 1010 GENL Computers HW	V2017 FY	MACRS 5		1.25	0	0	0	0	0
010	012	Utility	MACRS 39	2023	010 Atmos Regulated Shared Services	Federal	012 1010 GENL Structures	V2017 FY	MACRS 39 JAN	38353	97945.1	97700.62	14299.45	2505.04	0	0
010	012	Utility	MACRS 39	2023	010 Atmos Regulated Shared Services	Federal	012 1010 GENL Structures	V2017 FY	MACRS 39 FEB	38384	993.71	991.68	143.04	25.43	0	0
010	012	Utility	MACRS 39	2023	010 Atmos Regulated Shared Services	Federal	012 1010 GENL Structures	V2017 FY	MACRS 39 MAR	38412	4773.58	4753.16	675.38	121.87	0	0
010	012	Utility	MACRS 39	2023	010 Atmos Regulated Shared Services	Federal	012 1010 GENL Structures	V2017 FY	MACRS 39 APR	38443	492930.56	491453.75	68778.94	12600.87	0	0
010	012	Utility	MACRS 39	2023	010 Atmos Regulated Shared Services	Federal	012 1010 GENL Structures	V2017 FY	MACRS 39 MAY	38473	5770.06	5753.06	792.89	147.51	0	0
010	012	Utility	MACRS 39	2023	010 Atmos Regulated Shared Services	Federal	012 1010 GENL Structures	V2017 FY	MACRS 39 JUN	38504	3177.83	3347.4	454.19	85.83	0	0
010	012	Utility	MACRS 39	2023	010 Atmos Regulated Shared Services	Federal	012 1010 GENL Structures	V2017 FY	MACRS 39 SEP	38596	48337.35	46985.97	6073.87	1204.72	0	0
010	012	Utility	MACRS 39	2023	010 Atmos Regulated Shared Services	Federal	012 1010 GENL Structures	V2017 FY	MACRS 39 OCT	38626	26819.47	28726.4	4388.52	736.54	0	0
010	012	Utility	MACRS 39	2023	010 Atmos Regulated Shared Services	Federal	012 1010 GENL Structures	V2017 FY	MACRS 39 NOV	38657	309.47	330.81	49.83	8.48	0	0
010	012	Utility	MACRS 39	2023	010 Atmos Regulated Shared Services	Federal	012 1010 GENL Structures	V2017 FY	MACRS 39 DEC	38687	15663.58	16835.84	2500.11	431.67	0	0
010	012	Utility	MACRS 39	2023	010 Atmos Regulated Shared Services	Federal	012 1010 GENL Structures	V2017 FY	MACRS 39 DEC	38687	0	0	0	0	0	0
010	002	Utility	MACRS 5	2023	010 Atmos Regulated Shared Services	Federal	002 1010 GENL Computers HW	V2018 100% FY	MACRS 5		107700.74	0	0	0	0	0
010	002	Utility	MACRS 5	2023	010 Atmos Regulated Shared Services	State No E	002 1010 GENL Computers HW	V2018 100% FY	MACRS 5		107700.74	101571.92	95721.39	5850.53	0	0

010	002	Utility	SL 3	2023	010 Atmos Regulated Shared Services	Federal	002	1010 GENL Computers SW	V2018 100% FY	SL 3		1082219.35	0	0	0	0	0
010	002	Utility	SL 3	2023	010 Atmos Regulated Shared Services	State No E	002	1010 GENL Computers SW	V2018 100% FY	SL 3		1082219.35	393517.79	393517.79	0	0	0
010	002	Utility	MACRS 5	2023	010 Atmos Regulated Shared Services	Federal	002	1010 GENL Office 5	V2018 100% FY	MACRS 5		7295.62	0	0	0	0	0
010	002	Utility	MACRS 5	2023	010 Atmos Regulated Shared Services	State No E	002	1010 GENL Office 5	V2018 100% FY	MACRS 5		7295.62	7070.01	6662.78	407.23	0	0
010	002	Utility	MACRS 7	2023	010 Atmos Regulated Shared Services	Federal	002	1010 GENL Office 7	V2018 100% FY	MACRS 7		49512.98	0	0	0	0	0
010	002	Utility	MACRS 7	2023	010 Atmos Regulated Shared Services	State No E	002	1010 GENL Office 7	V2018 100% FY	MACRS 7		49512.98	47479.7	36886.97	4235.19	0	0
010	012	Utility	MACRS 5	2023	010 Atmos Regulated Shared Services	Federal	012	1010 GENL Communication	V2018 100% FY	MACRS 5		-2818.83	0	0	0	0	0
010	012	Utility	MACRS 5	2023	010 Atmos Regulated Shared Services	State No E	012	1010 GENL Communication	V2018 100% FY	MACRS 5		-2818.83	-2818.83	-2656.48	-162.35	0	0
010	012	Utility	MACRS 5	2023	010 Atmos Regulated Shared Services	Federal	012	1010 GENL Computers HW	V2018 100% FY	MACRS 5		679754.66	0	0	0	0	0
010	012	Utility	MACRS 5	2023	010 Atmos Regulated Shared Services	State No E	012	1010 GENL Computers HW	V2018 100% FY	MACRS 5		679754.66	639855.91	603000.2	36763.01	0	-92.7
010	012	Utility	SL 3	2023	010 Atmos Regulated Shared Services	Federal	012	1010 GENL Computers SW	V2018 100% FY	SL 3		295153.87	0	0	0	0	0
010	012	Utility	SL 3	2023	010 Atmos Regulated Shared Services	State No E	012	1010 GENL Computers SW	V2018 100% FY	SL 3		295153.87	90914.63	90914.63	0	0	0
010	012	Utility	MACRS 7	2023	010 Atmos Regulated Shared Services	Federal	012	1010 GENL Office 7	V2018 100% FY	MACRS 7		112681.38	0	0	0	0	0
010	012	Utility	MACRS 7	2023	010 Atmos Regulated Shared Services	State No E	012	1010 GENL Office 7	V2018 100% FY	MACRS 7		112681.38	107935.14	83854.81	9627.81	0	0
010	012	Utility	MACRS 7	2023	010 Atmos Regulated Shared Services	Federal	012	1010 GENL Tools	V2018 100% FY	MACRS 7		61034.2	0	0	0	0	0
010	012	Utility	MACRS 7	2023	010 Atmos Regulated Shared Services	State No E	012	1010 GENL Tools	V2018 100% FY	MACRS 7		61034.2	58610.29	45534.34	4894.75	0	-1333.91
010	002	Utility	MACRS 5	2023	010 Atmos Regulated Shared Services	Federal	002	1010 GENL Computers HW	V2018 50% FY	MACRS 5		3927096.44	1852292.68	1745600.63	106692.05	0	0
010	002	Utility	MACRS 5	2023	010 Atmos Regulated Shared Services	State No E	002	1010 GENL Computers HW	V2018 50% FY	MACRS 5		3927096.44	3704585.35	3491201.23	213384.12	0	0
010	002	Utility	SL 3	2023	010 Atmos Regulated Shared Services	Federal	002	1010 GENL Computers SW	V2018 50% FY	SL 3		7816178.54	1394396.51	1394396.51	0	0	0
010	002	Utility	SL 3	2023	010 Atmos Regulated Shared Services	State No E	002	1010 GENL Computers SW	V2018 50% FY	SL 3		7816178.54	2788793.01	2788793.01	0	0	0
010	002	Utility	MACRS 7	2023	010 Atmos Regulated Shared Services	Federal	002	1010 GENL Misc	V2018 50% FY	MACRS 7		29838.63	14377.39	11169.8	1282.46	0	0
010	002	Utility	MACRS 7	2023	010 Atmos Regulated Shared Services	State No E	002	1010 GENL Misc	V2018 50% FY	MACRS 7		29838.63	28754.77	22339.58	2564.93	0	0
010	002	Utility	MACRS 7	2023	010 Atmos Regulated Shared Services	Federal	002	1010 GENL Office 7	V2018 50% FY	MACRS 7		191591.45	92048.63	71512.58	8210.74	0	0
010	002	Utility	MACRS 7	2023	010 Atmos Regulated Shared Services	State No E	002	1010 GENL Office 7	V2018 50% FY	MACRS 7		191591.45	184097.25	143025.15	16421.47	0	0
010	012	Utility	MACRS 5	2023	010 Atmos Regulated Shared Services	Federal	012	1010 GENL Computers HW	V2018 50% FY	MACRS 5		531307.6	253605.17	238997.51	14570.92	0	-36.74
010	012	Utility	MACRS 5	2023	010 Atmos Regulated Shared Services	State No E	012	1010 GENL Computers HW	V2018 50% FY	MACRS 5		531307.6	507210.35	477995.03	29141.85	0	-73.48
010	012	Utility	SL 3	2023	010 Atmos Regulated Shared Services	Federal	012	1010 GENL Computers SW	V2018 50% FY	SL 3		1765081.18	260672.49	260672.49	0	0	0
010	012	Utility	SL 3	2023	010 Atmos Regulated Shared Services	State No E	012	1010 GENL Computers SW	V2018 50% FY	SL 3		1765081.18	521344.98	521344.98	0	0	0
010	012	Utility	MACRS 7	2023	010 Atmos Regulated Shared Services	Federal	012	1010 GENL Misc	V2018 50% FY	MACRS 7		24288.75	11703.24	9092.25	1043.93	0	0
010	012	Utility	MACRS 7	2023	010 Atmos Regulated Shared Services	State No E	012	1010 GENL Misc	V2018 50% FY	MACRS 7		24288.75	23406.48	18184.49	2087.86	0	0
010	012	Utility	MACRS 7	2023	010 Atmos Regulated Shared Services	Federal	012	1010 GENL Office 7	V2018 50% FY	MACRS 7		87111.72	41691.17	32389.87	3718.85	0	0
010	012	Utility	MACRS 7	2023	010 Atmos Regulated Shared Services	State No E	012	1010 GENL Office 7	V2018 50% FY	MACRS 7		87111.72	83382.34	64779.73	7437.7	0	0
010	002	Utility	MACRS 39	2023	010 Atmos Regulated Shared Services	Federal	002	1010 GENL Structures	V2018 FY	MACRS 39 APR	38443	1363.02	1284.77	146.86	32.94	0	0
010	002	Utility	MACRS 39	2023	010 Atmos Regulated Shared Services	Federal	002	1010 GENL Structures	V2018 FY	MACRS 39 JUN	38504	23315.09	22098.74	2431.75	566.61	0	0
010	002	Utility	MACRS 39	2023	010 Atmos Regulated Shared Services	Federal	002	1010 GENL Structures	V2018 FY	MACRS 39 AUG	38565	0	9.83	1.03	0.25	0	0
010	002	Utility	MACRS 39	2023	010 Atmos Regulated Shared Services	Federal	002	1010 GENL Structures	V2018 FY	MACRS 39 SEP	38596	92760.62	89127.31	9236.24	2285.22	0	0
010	012	Utility	NONE	2023	010 Atmos Regulated Shared Services	Federal	012	1010 GENL Land Rights	V2018 FY	NONE		-679.96	-679.96	0	0	0	0
010	012	Utility	MACRS 39	2023	010 Atmos Regulated Shared Services	Federal	012	1010 GENL Office 7	V2018 FY	MACRS 39 APR	38443	3.24	3.05	0.35	0.08	0	0
010	012	Utility	MACRS 39	2023	010 Atmos Regulated Shared Services	Federal	012	1010 GENL Office 7	V2018 FY	MACRS 39 JUN	38504	55.34	52.45	5.76	1.34	0	0
010	012	Utility	MACRS 39	2023	010 Atmos Regulated Shared Services	Federal	012	1010 GENL Office 7	V2018 FY	MACRS 39 SEP	38596	9335.41	9326.79	966.54	239.14	0	0
010	012	Utility	MACRS 39	2023	010 Atmos Regulated Shared Services	Federal	012	1010 GENL Structures	V2018 FY	MACRS 39 APR	38443	56.58	53.34	6.11	1.37	0	0
010	012	Utility	MACRS 39	2023	010 Atmos Regulated Shared Services	Federal	012	1010 GENL Structures	V2018 FY	MACRS 39 JUN	38504	967.89	917.4	100.95	23.52	0	0
010	012	Utility	MACRS 39	2023	010 Atmos Regulated Shared Services	Federal	012	1010 GENL Structures	V2018 FY	MACRS 39 SEP	38596	163283.9	163133.07	16905.48	4182.73	0	0
010	012	Utility	MACRS 39	2023	010 Atmos Regulated Shared Services	Federal	012	1010 GENL Structures	V2018 FY	MACRS 39 OCT	38626	-22940.12	-22940.12	-2916.36	-588.18	0	0
010	002	Utility	MACRS 5	2023	010 Atmos Regulated Shared Services	Federal	002	1010 GENL Communication	V2019 FY	MACRS 5		6335.12	6100.07	5045.97	702.73	0	0
010	002	Utility	MACRS 5	2023	010 Atmos Regulated Shared Services	Federal	002	1010 GENL Computers HW	V2019 FY	MACRS 5		4648527.76	4450667.84	3681592.45	512716.94	0	0
010	002	Utility	SL 3	2023	010 Atmos Regulated Shared Services	Federal	002	1010 GENL Computers HW	V2019 FY	SL 3		0	0	0	0	0	0
010	002	Utility	SL 3	2023	010 Atmos Regulated Shared Services	Federal	002	1010 GENL Computers SW	V2019 FY	SL 3		15396903.5	4440486.12	4440486.12	0	0	0
010	002	Utility	MACRS 7	2023	010 Atmos Regulated Shared Services	Federal	002	1010 GENL Office 7	V2019 FY	MACRS 7		253497.75	242963.1	167061.43	21696.6	0	0
010	002	Utility	MACRS 39	2023	010 Atmos Regulated Shared Services	Federal	002	1010 GENL Structures	V2019 FY	MACRS 39 JAN	38353	50035.65	53273.39	5065.23	1365.93	0	0
010	002	Utility	MACRS 39	2023	010 Atmos Regulated Shared Services	Federal	002	1010 GENL Structures	V2019 FY	MACRS 39 APR	38443	20490.67	21718.28	1925.77	556.86	0	0
010	002	Utility	MACRS 39	2023	010 Atmos Regulated Shared Services	Federal	002	1010 GENL Structures	V2019 FY	MACRS 39 MAY	38473	10480.52	11108.42	961.32	284.82	0	0
010	002	Utility	MACRS 39	2023	010 Atmos Regulated Shared Services	Federal	002	1010 GENL Structures	V2019 FY	MACRS 39 JUN	38504	3751.35	3976.1	335.59	101.95	0	0
010	002	Utility	MACRS 39	2023	010 Atmos Regulated Shared Services	Federal	002	1010 GENL Structures	V2019 FY	MACRS 39 JUL	38534	193577.53	205174.87	16877.67	5260.68	0	0
010	002	Utility	MACRS 39	2023	010 Atmos Regulated Shared Services	Federal	002	1010 GENL Structures	V2019 FY	MACRS 39 AUG	38565	0	1436.69	115.13	36.84	0	0
010	002	Utility	MACRS 39	2023	010 Atmos Regulated Shared Services	Federal	002	1010 GENL Structures	V2019 FY	MACRS 39 SEP	38596	-69.76	-78.87	-6.14	-2.02	0	0
010	002	NSC	MACRS 5	2023	010 Atmos Regulated Shared Services	Federal	002	1019 GENL Computers HW	V2019 FY	MACRS 5		6.21	6.21	5.14	0.72	0	0
010	002	NSC	SL 3	2023	010 Atmos Regulated Shared Services	Federal	002	1019 GENL Computers SW	V2019 FY	SL 3		484.76	121.06	121.06	0	0	0
010	012	Utility	MACRS 5	2023	010 Atmos Regulated Shared Services	Federal	012	1010 GENL Communication	V2019 FY	MACRS 5		10006.61	9635.35	7970.36	896.74	0	-426.5
010	012	Utility	MACRS 5	2023	010 Atmos Regulated Shared Services	Federal	012	1010 GENL Computers HW	V2019 FY	MACRS 5		599285.06	571557.69	472792.53	65843.45	0	0
010	012	Utility	SL 3	2023	010 Atmos Regulated Shared Services	Federal	012	1010 GENL Computers SW	V2019 FY	SL 3		4966838.75	1492016.72	1492016.72	0	0	0
010	012	Utility	NONE	2023	010 Atmos Regulated Shared Services	Federal	012	1010 GENL Land Rights	V2019 FY	NONE		0	0	0	0	0	0
010	012	Utility	MACRS 7	2023	010 Atmos Regulated Shared Services	Federal	012	1010 GENL Misc	V2019 FY	MACRS 7		18603.37	17942.62	12337.34	1602.28	0	0
010	012	Utility	MACRS 7	2023	010 Atmos Regulated Shared Services	Federal	012	1010 GENL Office 7	V2019 FY	MACRS 7		235976.57	227139.28	156180.97	20283.54	0	0
010	012	Utility	MACRS 39	2023	010 Atmos Regulated Shared Services	Federal	012	1010 GENL Office 7	V2019 FY	MACRS 39 APR	38443	1346.84	1303.68	115.6	33.43	0	0
010	012	Utility	MACRS 39	2023	010 Atmos Regulated Shared Services	Federal	012	1010 GENL Office 7	V2019 FY	MACRS 39 JUN	38504	899.08	870.27	73.44	22.31	0	0
010	012	Utility	MACRS 39	2023	010 Atmos Regulated Shared Services	Federal	012	1010 GENL Office 7	V2019 FY	MACRS 39 JUL	38534	632.82	612.54	50.4	15.71	0	0
010	012	Utility	MACRS 39	2023	010 Atmos Regulated Shared Services	Federal	012	1010 GENL Office 7	V2019 FY	MACRS 39 OCT	38626	1684.75	1630.76	165.5	41.81	0	0
010	012	Utility	MACRS 39	2023	010 Atmos Regulated Shared Services	Federal	012	1010 GENL Office 7	V2019 FY	MACRS 39 DEC	38687	1672.09	1618.51	157.35	41.5	0	0
010	012	Utility	MACRS 39	2023	010 Atmos Regulated Shared Services	Federal	012	1010 GENL Structures	V2019 FY	MACRS 39 APR	38443	23557.25	22802.33	2021.89	584.65	0	0
010	012	Utility	MACRS 39	2023	010 Atmos Regulated Shared Services	Federal	012	1010 GENL Structures	V2019 FY	MACRS 39 JUN	38504	15725.64	15221.69	1284.71	390.28	0	0
010	012	Utility	MACRS 39	2023	010 Atmos Regulated Shared Services	Federal	012	1010 GENL Structures	V2019 FY	MACRS 39 JUL	38534	11068.54	10713.84	881.31	274.7	0	0
010	012	Utility	MACRS 39	2023	010 Atmos Regulated Shared Services	Federal	012	1010 GENL Structures	V2019 FY	MACRS 39 AUG	38565	0	474.87	38.06	12.18	0	0
010	012	Utility	MACRS 39	2023	010 Atmos Regulated Shared Services	Federal	012	1010 GENL Structures	V2019 FY	MACRS 39 SEP	38596	-83.82	-87.07	-6.78	-2.23	0	0
010	012	Utility	MACRS 39	2023	010 Atmos Regulated Shared Services	Federal	012	1010 GENL Structures	V2019 FY	MACRS 39 OCT	38626	29467.71	28523.38	2894.84	731.34	0	0
010	012	Utility	MACRS 39	2023	010 Atmos Regulated Shared Services	Federal	012	1010 GENL Structures	V2019 FY	MACRS 39 DEC	38687	29246.28	28309.04	2752.2	725.84	0	0
010	012	Utility	MACRS 7	2023	010 Atmos Regulated Shared Services	Federal	012	1010 GENL Tools	V2019 FY	MACRS 7		64324.71	62015.66	42641.98	5538	0	0
010	012	NSC	SL 3	2023	010 Atmos Regulated Shared Services	Federal	012	1019 GENL Computers SW	V2019 FY	SL 3		-11.57	-11.57	-11.57	0	0	0
010	002	Utility	MACRS 5	2023	010 Atmos Regulated Shared Services	Federal	002	1010 GENL Computers HW	V2020 FY	MACRS 5		7841334.58	7558607.12	5381728.27	870751.54	0	0
010	002	Utility	SL 3	2023	010 Atmos Regulated Shared Services	Federal	002	1010 GENL Computers SW	V2020 FY	MACRS SL 3		9689203.12	6385954.36	5321415.77	1063771.13	0	0
010	002	Utility	MACRS 39	2023	010 Atmos Regulated Shared Services	Federal	002	1010 GENL Structures	V2020 FY	MACRS 39 FEB	38384	170761.84	163050.02	10974.89	4180.6	0	0
010	002	Utility	MACRS 39	2023	010 Atmos Regulated Shared Services	Federal	002	1010 GENL Structures	V2020 FY	MACRS 39 MAR	38412	-775.87	-740.83	-48.27	-18.99	0	0
010	002	Utility	MACRS 39	2023	010 Atmos Regulated Shared Services	Federal	002	1010 GENL Structures	V2020 FY	MACRS 39 MAY	38473	139651.81	133344.96	8120.7	3418.96	0	0
010	002	Utility	MACRS 39	2023	010 Atmos Regulated Shared Services	Federal	002	1010 GENL Structures	V2020 FY	MACRS 39 JUN	38504	530601.36	506638.72	29770.1	12990.22	0	0
010	002	Utility	MACRS 39	2023	010 Atmos Regulated Shared Services	Federal	002	1010 GENL Structures	V2020 FY	MACRS 39 AUG	38565	1993061.31	1903052.12	103697.32	48794.26	0	0
010	002	Utility	MACRS 39	2023	010 Atmos Regulated Shared Services	Federal	002	1010 GENL Structures	V2020 FY	MACRS 39 SEP	38596	-1205.62	-1151.17	-60.27	-29.52	0	0
010	002	Utility	MACRS 15	2023	010 Atmos Regulated Shared Services	Federal	002	1010 GENL Structures QIP	V2020 FY	MACRS 15		666573.92	639917.14	147500.91	49273.62	0	0
010	002	Utility	SL 3	2023	010 Atmos Regulated Shared Services	Federal	002	1010 GENL Structures QIP	V2020 FY	MACRS SL 3		23894.94	15748.66	13123.36	2625.3	0	0
010	002	Utility	MACRS 7	2023	010 Atmos Regulated Shared Services	Federal	002	1010 GENL Tools	V2020 FY	MACRS 7		74255.34	70578.1	39714.3	8335.48	0	-2879.51
010	002	Utility	MACRS 5	2023	010 Atmos Regulated Shared Services	Federal	002	1010 GENL Transportation	V2020 FY	MACRS 5		304577.32	291870.06	207811.48	33623.43	0	0
010	002	NSC	MACRS 5	2023	010 Atmos Regulated Shared Services	Federal	002	1019 GENL Computers HW	V2020 FY	MACRS 5		24.29	24.29	17.29	2.8	0	0
010	002	NSC	SL 3	2023	010 Atmos Regulated Shared Services	Federal	002	1019 GENL Computers SW	V2020 FY	MACRS SL 3		-466.66	-439.19	-365.97	-73.22	0	0

010	002	Cloud	SL 3	2023 010 Atmos Regulated Shared Services	Federal	002 1823 GENL Cloud Projects SW	V2020 FY	MACRS SL 3		2120214.65	106786.15	88984.89	17801.26	0	0
010	012	Utility	MACRS 5	2023 010 Atmos Regulated Shared Services	Federal	012 1010 GENL Communication	V2020 FY	MACRS 5		20063.13	19259.86	13713.02	2218.74	0	0
010	012	Utility	MACRS 5	2023 010 Atmos Regulated Shared Services	Federal	012 1010 GENL Communication	V2020 FY	MACRS 5		6335.12	6074.02	4324.7	699.73	0	0
010	012	Utility	MACRS 5	2023 010 Atmos Regulated Shared Services	Federal	012 1010 GENL Computers HW	V2020 FY	MACRS 5		158226.85	152225.49	108384.55	17536.38	0	0
010	012	Utility	SL 3	2023 010 Atmos Regulated Shared Services	Federal	012 1010 GENL Computers SW	V2020 FY	MACRS SL 3		2240698.36	118420.68	98679.95	20508.19	0	0
010	012	Utility	MACRS 7	2023 010 Atmos Regulated Shared Services	Federal	012 1010 GENL Misc	V2020 FY	MACRS 7		24288.75	23265.12	13091.29	2905.81	0	0
010	012	Utility	MACRS 7	2023 010 Atmos Regulated Shared Services	Federal	012 1010 GENL Office 7	V2020 FY	MACRS 7		71140.85	68057.86	38296.16	8500.43	0	0
010	012	Utility	MACRS 7	2023 010 Atmos Regulated Shared Services	Federal	012 1010 GENL Office 7	V2020 FY	MACRS 7		36209.86	34746.84	19552.04	4339.88	0	0
010	012	Utility	MACRS 39	2023 010 Atmos Regulated Shared Services	Federal	012 1010 GENL Office 7	V2020 FY	MACRS 39 JAN	38353	6873.36	6577.46	456.75	168.65	0	0
010	012	Utility	MACRS 39	2023 010 Atmos Regulated Shared Services	Federal	012 1010 GENL Office 7	V2020 FY	MACRS 39 FEB	38384	413.5	395.7	26.64	10.15	0	0
010	012	Utility	MACRS 39	2023 010 Atmos Regulated Shared Services	Federal	012 1010 GENL Office 7	V2020 FY	MACRS 39 MAR	38412	223.08	213.48	13.91	5.47	0	0
010	012	Utility	MACRS 39	2023 010 Atmos Regulated Shared Services	Federal	012 1010 GENL Office 7	V2020 FY	MACRS 39 APR	38443	650.9	622.88	39.26	15.97	0	0
010	012	Utility	MACRS 39	2023 010 Atmos Regulated Shared Services	Federal	012 1010 GENL Office 7	V2020 FY	MACRS 39 JUL	38534	434.12	415.43	23.52	10.65	0	0
010	012	Utility	MACRS 39	2023 010 Atmos Regulated Shared Services	Federal	012 1010 GENL Office 7	V2020 FY	MACRS 39 AUG	38565	9629.55	9215	502.12	236.27	0	0
010	012	Utility	MACRS 39	2023 010 Atmos Regulated Shared Services	Federal	012 1010 GENL Office 7	V2020 FY	MACRS 39 SEP	38596	4123.65	3946.13	206.58	101.18	0	0
010	012	Utility	MACRS 39	2023 010 Atmos Regulated Shared Services	Federal	012 1010 GENL Structures	V2020 FY	MACRS 39 JAN	38353	120220.66	115045.17	7988.74	2949.76	0	0
010	012	Utility	MACRS 39	2023 010 Atmos Regulated Shared Services	Federal	012 1010 GENL Structures	V2020 FY	MACRS 39 FEB	38384	7232.54	6921.18	465.87	177.46	0	0
010	012	Utility	MACRS 39	2023 010 Atmos Regulated Shared Services	Federal	012 1010 GENL Structures	V2020 FY	MACRS 39 MAR	38412	3901.94	3733.96	243.34	95.74	0	0
010	012	Utility	MACRS 39	2023 010 Atmos Regulated Shared Services	Federal	012 1010 GENL Structures	V2020 FY	MACRS 39 APR	38443	11384.7	10894.58	686.69	279.34	0	0
010	012	Utility	MACRS 39	2023 010 Atmos Regulated Shared Services	Federal	012 1010 GENL Structures	V2020 FY	MACRS 39 JUN	38504	0	0	0	0	0	0
010	012	Utility	MACRS 39	2023 010 Atmos Regulated Shared Services	Federal	012 1010 GENL Structures	V2020 FY	MACRS 39 JUL	38534	7593.11	7266.22	411.42	186.31	0	0
010	012	Utility	MACRS 39	2023 010 Atmos Regulated Shared Services	Federal	012 1010 GENL Structures	V2020 FY	MACRS 39 AUG	38565	168428.72	161177.88	8782.58	4132.6	0	0
010	012	Utility	MACRS 39	2023 010 Atmos Regulated Shared Services	Federal	012 1010 GENL Structures	V2020 FY	MACRS 39 SEP	38596	72126.06	69021.04	3613.25	1769.7	0	0
010	012	Utility	MACRS 7	2023 010 Atmos Regulated Shared Services	Federal	012 1010 GENL Tools	V2020 FY	MACRS 7		11456.09	11400.31	6414.95	1423.9	0	0
010	012	NSC	MACRS 5	2023 010 Atmos Regulated Shared Services	Federal	012 1019 GENL Computers HW	V2020 FY	MACRS 5		38.12	38.12	27.14	4.39	0	0
010	012	NSC	SL 3	2023 010 Atmos Regulated Shared Services	Federal	012 1019 GENL Computers SW	V2020 FY	MACRS SL 3		581.22	581.22	484.33	96.89	0	0
010	002	Utility	MACRS 5	2023 010 Atmos Regulated Shared Services	Federal	002 1010 GENL Communication	V2021 FY	MACRS 5		145854.51	139376.7	72475.88	26760.33	0	0
010	002	Utility	MACRS 5	2023 010 Atmos Regulated Shared Services	Federal	002 1010 GENL Computers HW	V2021 FY	MACRS 5		7767476.68	7452659.72	3875383.05	1430910.67	0	0
010	002	Utility	SL 3	2023 010 Atmos Regulated Shared Services	Federal	002 1010 GENL Computers SW	V2021 FY	MACRS SL 3		14058231.18	8429960.3	4214980.15	2807680.17	0	0
010	002	Utility	MACRS 7	2023 010 Atmos Regulated Shared Services	Federal	002 1010 GENL Office 7	V2021 FY	MACRS 7		397132.29	379316.95	147099.11	66342.53	0	0
010	002	Utility	MACRS 39	2023 010 Atmos Regulated Shared Services	Federal	002 1010 GENL Structures	V2021 FY	MACRS 39 JAN	38353	22432.32	21525.26	942.81	551.91	0	0
010	002	Utility	MACRS 39	2023 010 Atmos Regulated Shared Services	Federal	002 1010 GENL Structures	V2021 FY	MACRS 39 MAR	38412	46.75	44.86	1.77	1.15	0	0
010	002	Utility	MACRS 39	2023 010 Atmos Regulated Shared Services	Federal	002 1010 GENL Structures	V2021 FY	MACRS 39 JUN	38504	9490.56	9106.81	301.62	233.5	0	0
010	002	Utility	MACRS 39	2023 010 Atmos Regulated Shared Services	Federal	002 1010 GENL Structures	V2021 FY	MACRS 39 AUG	38565	0	0	0	0	0	0
010	002	Utility	MACRS 39	2023 010 Atmos Regulated Shared Services	Federal	002 1010 GENL Structures	V2021 FY	MACRS 39 OCT	38626	1612697	1547486.81	77699.31	39677.56	0	0
010	002	Utility	MACRS 15	2023 010 Atmos Regulated Shared Services	Federal	002 1010 GENL Structures QIP	V2021 FY	MACRS 15		22918.55	21911.9	3177.23	1873.47	0	0
010	002	Utility	MACRS 7	2023 010 Atmos Regulated Shared Services	Federal	002 1010 GENL Tools	V2021 FY	MACRS 7		1816.87	1723.97	668.56	301.52	0	0
010	002	Utility	MACRS 5	2023 010 Atmos Regulated Shared Services	Federal	002 1010 GENL Transportation	V2021 FY	MACRS 5		3694.62	3542.93	1842.33	680.24	0	0
010	002	NSC	MACRS 5	2023 010 Atmos Regulated Shared Services	Federal	002 1019 GENL Computers HW	V2021 FY	MACRS 5		-499.04	-499.04	-259.5	-95.82	0	0
010	002	NSC	SL 3	2023 010 Atmos Regulated Shared Services	Federal	002 1019 GENL Computers SW	V2021 FY	MACRS SL 3		-8226.93	-8226.93	-4113.47	-2742.04	0	0
010	002	Cloud	SL 3	2023 010 Atmos Regulated Shared Services	Federal	002 1823 GENL Cloud Projects SW	V2021 FY	MACRS SL 3		1732354.77	-91833.79	-45916.89	-30608.2	0	0
010	012	Utility	MACRS 5	2023 010 Atmos Regulated Shared Services	Federal	012 1010 GENL Communication	V2021 FY	MACRS 5		18050.58	17271.73	8981.3	3316.17	0	0
010	012	Utility	MACRS 5	2023 010 Atmos Regulated Shared Services	Federal	012 1010 GENL Computers HW	V2021 FY	MACRS 5		488524.05	466795.4	242733.61	89624.72	0	0
010	012	Utility	SL 3	2023 010 Atmos Regulated Shared Services	Federal	012 1010 GENL Computers SW	V2021 FY	MACRS SL 3		866756.91	149473.85	74736.92	51845.23	0	0
010	012	Utility	MACRS 7	2023 010 Atmos Regulated Shared Services	Federal	012 1010 GENL Office 7	V2021 FY	MACRS 7		42252.03	40418.91	15674.45	7069.27	0	0
010	012	Utility	MACRS 39	2023 010 Atmos Regulated Shared Services	Federal	012 1010 GENL Structures	V2021 FY	MACRS 39 APR	38443	9426.6	9022.5	337.35	231.34	0	0
010	012	Utility	MACRS 39	2023 010 Atmos Regulated Shared Services	Federal	012 1010 GENL Structures	V2021 FY	MACRS 39 MAY	38473	124683.99	119339.03	4207.89	3059.85	0	0
010	012	Utility	MACRS 39	2023 010 Atmos Regulated Shared Services	Federal	012 1010 GENL Structures	V2021 FY	MACRS 39 JUN	38504	27483.16	26305.01	871.22	674.46	0	0
010	012	Utility	MACRS 39	2023 010 Atmos Regulated Shared Services	Federal	012 1010 GENL Structures	V2021 FY	MACRS 39 AUG	38565	52867.42	50601.1	1459.84	1297.41	0	0
010	012	Utility	MACRS 39	2023 010 Atmos Regulated Shared Services	Federal	012 1010 GENL Structures	V2021 FY	MACRS 39 SEP	38596	137325.16	131438.3	3510.72	3370.08	0	0
010	012	Utility	MACRS 39	2023 010 Atmos Regulated Shared Services	Federal	012 1010 GENL Structures	V2021 FY	MACRS 39 OCT	38626	44184.04	42289.96	2123.37	1084.31	0	0
010	012	Utility	MACRS 39	2023 010 Atmos Regulated Shared Services	Federal	012 1010 GENL Structures	V2021 FY	MACRS 39 DEC	38687	299.95	287.1	13.19	7.36	0	0
010	012	Utility	MACRS 7	2023 010 Atmos Regulated Shared Services	Federal	012 1010 GENL Tools	V2021 FY	MACRS 7		6807.78	6518.32	2527.81	1140.05	0	0
010	012	NSC	MACRS 5	2023 010 Atmos Regulated Shared Services	Federal	012 1019 GENL Computers HW	V2021 FY	MACRS 5		67.36	67.36	35.03	12.93	0	0
010	012	NSC	SL 3	2023 010 Atmos Regulated Shared Services	Federal	012 1019 GENL Computers SW	V2021 FY	MACRS SL 3		662.93	662.93	331.46	220.95	0	0
010	002	Utility	MACRS 5	2023 010 Atmos Regulated Shared Services	Federal	002 1010 GENL Communication	V2022 FY	MACRS 5		16574.15	16209.75	3241.95	5187.12	0	0
010	002	Utility	MACRS 5	2023 010 Atmos Regulated Shared Services	Federal	002 1010 GENL Computers HW	V2022 FY	MACRS 5		11951442.95	11559207.97	2311841.59	3698946.55	0	0
010	002	Utility	SL 3	2023 010 Atmos Regulated Shared Services	Federal	002 1010 GENL Computers SW	V2022 FY	MACRS SL 3		6327468.97	2145403.42	357638.75	714547.45	0	0
010	002	Utility	MACRS 7	2023 010 Atmos Regulated Shared Services	Federal	002 1010 GENL Misc	V2022 FY	MACRS 7		0	0	0	752.05	0	0
010	002	Utility	MACRS 5	2023 010 Atmos Regulated Shared Services	Federal	002 1010 GENL Office 5	V2022 FY	MACRS 5		11872.66	11408.64	2281.73	0	0	0
010	002	Utility	MACRS 7	2023 010 Atmos Regulated Shared Services	Federal	002 1010 GENL Office 7	V2022 FY	MACRS 7		47739.92	45908.69	6560.35	10490.99	0	0
010	002	Utility	MACRS 5	2023 010 Atmos Regulated Shared Services	Federal	002 1010 GENL Office 7	V2022 FY	MACRS 5		0	0	0	3650.76	0	0
010	002	Utility	MACRS 39	2023 010 Atmos Regulated Shared Services	Federal	002 1010 GENL Structures	V2022 FY	MACRS 39 JAN	38353	-935741.18	-867414.92	-15752.25	-22240.52	0	0
010	002	Utility	MACRS 39	2023 010 Atmos Regulated Shared Services	Federal	002 1010 GENL Structures	V2022 FY	MACRS 39 FEB	38384	1812.18	1679.85	26.93	43.07	0	0
010	002	Utility	MACRS 39	2023 010 Atmos Regulated Shared Services	Federal	002 1010 GENL Structures	V2022 FY	MACRS 39 MAR	38412	191690.37	177693.45	2468.16	4556.06	0	0
010	002	Utility	MACRS 39	2023 010 Atmos Regulated Shared Services	Federal	002 1010 GENL Structures	V2022 FY	MACRS 39 APR	38443	116149.16	107668.14	1265.1	2760.61	0	0
010	002	Utility	MACRS 39	2023 010 Atmos Regulated Shared Services	Federal	002 1010 GENL Structures	V2022 FY	MACRS 39 MAY	38473	1036.17	960.52	9.24	24.63	0	0
010	002	Utility	MACRS 39	2023 010 Atmos Regulated Shared Services	Federal	002 1010 GENL Structures	V2022 FY	MACRS 39 JUN	38504	469.69	435.39	3.26	11.16	0	0
010	002	Utility	MACRS 39	2023 010 Atmos Regulated Shared Services	Federal	002 1010 GENL Structures	V2022 FY	MACRS 39 AUG	38565	300029.46	278121.81	892.77	7131.04	0	0
010	002	Utility	MACRS 39	2023 010 Atmos Regulated Shared Services	Federal	002 1010 GENL Structures	V2022 FY	MACRS 39 SEP	38596	42534.91	39429.09	42.19	1010.96	0	0
010	002	Utility	MACRS 39	2023 010 Atmos Regulated Shared Services	Federal	002 1010 GENL Structures	V2022 FY	MACRS 39 DEC	38687	5172901.21	4252559.08	86326.95	109035.61	0	0
010	002	NSC	MACRS 5	2023 010 Atmos Regulated Shared Services	Federal	002 1019 GENL Computers HW	V2022 FY	MACRS 5		-2071.28	-2071.28	-414.26	-662.81	0	0
010	002	NSC	SL 3	2023 010 Atmos Regulated Shared Services	Federal	002 1019 GENL Computers SW	V2022 FY	MACRS SL 3		-21747.92	-21747.92	-3625.38	-7228.26	0	0
010	002	NSC	MACRS 39	2023 010 Atmos Regulated Shared Services	Federal	002 1019 GENL Structures	V2022 FY	MACRS 39 JAN	38353	0.77	0.77	0.01	0.02	0	0
010	002	NSC	MACRS 39	2023 010 Atmos Regulated Shared Services	Federal	002 1019 GENL Structures	V2022 FY	MACRS 39 FEB	38384	13.03	13.03	0.21	0.33	0	0
010	002	NSC	MACRS 39	2023 010 Atmos Regulated Shared Services	Federal	002 1019 GENL Structures	V2022 FY	MACRS 39 MAR	38412	-10.86	-10.86	-0.15	-0.28	0	0
010	002	Cloud	SL 3	2023 010 Atmos Regulated Shared Services	Federal	002 1823 GENL Cloud Projects SW	V2022 FY	MACRS SL 3		-523505	-37360.23	-6227.95	-12452.16	0	0
010	012	Utility	MACRS 5	2023 010 Atmos Regulated Shared Services	Federal	012 1010 GENL Communication	V2022 FY	MACRS 5		30297.42	29271.09	5854.22	9366.75	0	0
010	012	Utility	MACRS 5	2023 010 Atmos Regulated Shared Services	Federal	012 1010 GENL Computers HW	V2022 FY	MACRS 5		2767433.82	2656787.44	531357.49	850171.98	0	0
010	012	Utility	SL 3	2023 010 Atmos Regulated Shared Services	Federal	012 1010 GENL Computers SW	V2022 FY	MACRS SL 3		3955006.24	1478902.98	246533.13	493433.87	0	0
010	012	Utility	MACRS 7	2023 010 Atmos Regulated Shared Services	Federal	012 1010 GENL Misc	V2022 FY	MACRS 7		14074.73	13661.25	1952.19	3345.64	0	0
010	012	Utility	MACRS 7	2023 010 Atmos Regulated Shared Services	Federal	012 1010 GENL Office 7	V2022 FY	MACRS 7		65544.25	63106.19	9017.87	15454.71	0	0
010	012	Utility	MACRS 15	2023 010 Atmos Regulated Shared Services	Federal	012 1010 GENL Structures QIP	V2022 FY	MACRS 15		135493.23	132802.61	6640.13	12616.25	0	0
010	012	Utility	MACRS 7	2023 010 Atmos Regulated Shared Services	Federal	012 1010 GENL Tools	V2022 FY	MACRS 7		45589.55	44651.29	6380.67	10935.1	0	0
010	012	NSC	MACRS 5	2023 010 Atmos Regulated Shared Services	Federal	012 1019 GENL Computers HW	V2022 FY	MACRS 5		-20129.97	-20129.97	-4025.99	-6441.59	0	0
010	012	NSC	SL 3	2023 010 Atmos Regulated Shared Services	Federal	012 1019 GENL Computers SW	V2022 FY	MACRS SL 3		-31566.04	-31566.04	-5262.06	-10541.28	0	0
010	002	Utility	MACRS 5	2023 010 Atmos Regulated Shared Services	Federal	002 1010 GENL Computers HW	V2023 FY	MACRS 5		0	0	0	1045751.02	0	0
010	002	Utility	SL 3	2023 010 Atmos Regulated Shared Services	Federal	002 1010 GENL Computers SW	V2023 FY	MACRS SL 3		0	0	0	205222.55	0	0
010	002	Utility	SL 5	2023 010 Atmos Regulated Shared Services	Federal	002 1010 GENL Computers SW (SL 5)	V2023 FY	SL 5		0	0	0	68259.47	0	0
010	002	Utility	MACRS 7	2023 010 Atmos Regulated Shared Services	Federal	002 1010 GENL Office 7	V2023 FY	MACRS 7		0	0	0	14385.87	0	0
010	002	Utility	MACRS 39	2023 010 Atmos Regulated Shared Services	Federal	002 1010 GENL Structures	V2023 FY	MACRS 39 JAN	44927	0	0	0	4983.98	0	0
010	002	Utility	MACRS 39	2023 010 Atmos Regulated Shared Services	Federal	002 1010 GENL Structures	V2023 FY	MACRS 39 FEB	44958	0	0	0	501.33	0	0

010	002	Utility	MACRS 39	2023 010 Atmos Regulated Shared Services	Federal	002 1010 GENL Structures	V2023 FY	MACRS 39 MAR	44986	0	0	0	0	0	0
010	002	Utility	MACRS 39	2023 010 Atmos Regulated Shared Services	Federal	002 1010 GENL Structures	V2023 FY	MACRS 39 APR	45017	0	0	0	8.82	0	0
010	002	Utility	MACRS 39	2023 010 Atmos Regulated Shared Services	Federal	002 1010 GENL Structures	V2023 FY	MACRS 39 MAY	45047	0	0	0	862.42	0	0
010	002	Utility	MACRS 39	2023 010 Atmos Regulated Shared Services	Federal	002 1010 GENL Structures	V2023 FY	MACRS 39 JUN	45078	0	0	0	-3.33	0	0
010	002	Utility	MACRS 39	2023 010 Atmos Regulated Shared Services	Federal	002 1010 GENL Structures	V2023 FY	MACRS 39 AUG	45139	0	0	0	0	0	0
010	002	Utility	MACRS 39	2023 010 Atmos Regulated Shared Services	Federal	002 1010 GENL Structures	V2023 FY	MACRS 39 SEP	45170	0	0	0	518.95	0	0
010	002	Utility	MACRS 15	2023 010 Atmos Regulated Shared Services	Federal	002 1010 GENL Structures QIP	V2023 FY	MACRS 15		0	0	0	10565.21	0	0
010	002	NSC	MACRS 5	2023 010 Atmos Regulated Shared Services	Federal	002 1019 GENL Computers HW	V2023 FY	MACRS 5		0	0	0	246.32	0	0
010	002	NSC	SL 3	2023 010 Atmos Regulated Shared Services	Federal	002 1019 GENL Computers SW	V2023 FY	MACRS SL 3		0	0	0	518.34	0	0
010	002	NSC	MACRS 39	2023 010 Atmos Regulated Shared Services	Federal	002 1019 GENL Structures	V2023 FY	MACRS 39 JAN	44927	0	0	0	0.12	0	0
010	002	NSC	MACRS 39	2023 010 Atmos Regulated Shared Services	Federal	002 1019 GENL Structures	V2023 FY	MACRS 39 MAR	44986	0	0	0	0	0	0
010	002	NSC	MACRS 39	2023 010 Atmos Regulated Shared Services	Federal	002 1019 GENL Structures	V2023 FY	MACRS 39 APR	45017	0	0	0	0.18	0	0
010	002	NSC	MACRS 39	2023 010 Atmos Regulated Shared Services	Federal	002 1019 GENL Structures	V2023 FY	MACRS 39 MAY	45047	0	0	0	9.41	0	0
010	002	NSC	MACRS 39	2023 010 Atmos Regulated Shared Services	Federal	002 1019 GENL Structures	V2023 FY	MACRS 39 JUN	45078	0	0	0	-0.41	0	0
010	002	Cloud	SL 5	2023 010 Atmos Regulated Shared Services	Federal	002 1823 GENL Cloud Projects SW	V2023 FY	SL 5		0	0	0	6630.59	0	0
010	012	Utility	MACRS 5	2023 010 Atmos Regulated Shared Services	Federal	012 1010 GENL Communication	V2023 FY	MACRS 5		0	0	0	1308.67	0	0
010	012	Utility	MACRS 5	2023 010 Atmos Regulated Shared Services	Federal	012 1010 GENL Computers HW	V2023 FY	MACRS 5		0	0	0	107560.37	0	0
010	012	Utility	SL 3	2023 010 Atmos Regulated Shared Services	Federal	012 1010 GENL Computers SW	V2023 FY	MACRS SL 3		0	0	0	-17441.56	0	0
010	012	Utility	SL 5	2023 010 Atmos Regulated Shared Services	Federal	012 1010 GENL Computers SW (SL 5)	V2023 FY	SL 5		0	0	0	27895.48	0	0
010	012	Utility	MACRS 7	2023 010 Atmos Regulated Shared Services	Federal	012 1010 GENL Misc	V2023 FY	MACRS 7		0	0	0	6234.5	0	0
010	012	Utility	MACRS 7	2023 010 Atmos Regulated Shared Services	Federal	012 1010 GENL Office 7	V2023 FY	MACRS 7		0	0	0	6933.93	0	0
010	012	Utility	MACRS 39	2023 010 Atmos Regulated Shared Services	Federal	012 1010 GENL Structures	V2023 FY	MACRS 39 JUN	45078	0	0	0	28.37	0	0
010	012	Utility	MACRS 39	2023 010 Atmos Regulated Shared Services	Federal	012 1010 GENL Structures	V2023 FY	MACRS 39 AUG	45139	0	0	0	0	0	0
010	012	Utility	MACRS 15	2023 010 Atmos Regulated Shared Services	Federal	012 1010 GENL Structures QIP	V2023 FY	MACRS 15		0	0	0	2691.27	0	0
010	012	Utility	MACRS 7	2023 010 Atmos Regulated Shared Services	Federal	012 1010 GENL Tools	V2023 FY	MACRS 7		0	0	0	27149.49	0	0
010	012	NSC	SL 3	2023 010 Atmos Regulated Shared Services	Federal	012 1019 GENL Computers SW	V2023 FY	MACRS SL 3		0	0	0	15.73	0	0
010	012	NSC	MACRS 7	2023 010 Atmos Regulated Shared Services	Federal	012 1019 GENL Tools	V2023 FY	MACRS 7		0	0	0	0.09	0	0
010	012	Cloud	SL 5	2023 010 Atmos Regulated Shared Services	Federal	012 1823 GENL Cloud Projects SW	V2023 FY	SL 5		0	0	0	209385.87	0	0
050	009	Utility	MACRS 15	2023 050 Mid-States Division	Federal	009 1010 TRAN Structures	V1949	MACRS 15		709	563.75	563.75	0	0	0
050	009	Utility	NONE	2023 050 Mid-States Division	Federal	009 1010 DIST Land, Land Rights	V1953	NONE		0	0	0	0	0	0
050	009	Utility	NONE	2023 050 Mid-States Division	Federal	009 1010 DIST Land, Land Rights	V1953	NONE		634.29	634.29	0	0	0	0
050	009	Utility	NONE	2023 050 Mid-States Division	Federal	009 1010 DIST Land, Land Rights	V1953	NONE		1136.1	1136.1	0	0	0	0
050	009	Utility	NONE	2023 050 Mid-States Division	Federal	009 1010 DIST Leaseholds	V1953	NONE		3	3	0	0	0	0
050	009	Utility	NONE	2023 050 Mid-States Division	Federal	009 1010 GENL Land	V1953	NONE		1197.8	1197.8	0	0	0	0
050	009	Utility	NONE	2023 050 Mid-States Division	Federal	009 1010 DIST Land, Land Rights	V1955	NONE		313.83	313.83	0	0	0	0
050	009	Utility	NONE	2023 050 Mid-States Division	Federal	009 1010 DIST Land, Land Rights	V1955	NONE		3456.9	3456.9	0	0	0	0
050	009	Utility	NONE	2023 050 Mid-States Division	Federal	009 1010 STOR Land, Land Rights	V1955	NONE		1476.19	1476.19	0	0	0	0
050	009	Utility	NONE	2023 050 Mid-States Division	Federal	009 1010 STOR Land, Land Rights	V1955	NONE		494.05	494.05	0	0	0	0
050	009	Utility	NONE	2023 050 Mid-States Division	Federal	009 1010 TRAN Land, Land Rights	V1955	NONE		38668.48	38668.48	0	0	0	0
050	009	Utility	NONE	2023 050 Mid-States Division	Federal	009 1010 DIST Land, Land Rights	V1956	NONE		985.07	985.07	0	0	0	0
050	009	Utility	NONE	2023 050 Mid-States Division	Federal	009 1010 DIST Land, Land Rights	V1956	NONE		1794.08	1794.08	0	0	0	0
050	009	Utility	NONE	2023 050 Mid-States Division	Federal	009 1010 DIST Land, Land Rights	V1956	NONE		0	0	0	0	0	0
050	009	Utility	NONE	2023 050 Mid-States Division	Federal	009 1010 DIST Leaseholds	V1956	NONE		635	635	0	0	0	0
050	009	Utility	NONE	2023 050 Mid-States Division	Federal	009 1010 TRAN Land, Land Rights	V1956	NONE		4232.03	4232.03	0	0	0	0
050	009	Utility	NONE	2023 050 Mid-States Division	Federal	009 1010 DIST Land, Land Rights	V1957	NONE		849.5	849.5	0	0	0	0
050	009	Utility	NONE	2023 050 Mid-States Division	Federal	009 1010 DIST Leaseholds	V1957	NONE		0	0	0	0	0	0
050	009	Utility	NONE	2023 050 Mid-States Division	Federal	009 1010 STOR Land, Land Rights	V1957	NONE		3331.3	3331.3	0	0	0	0
050	009	Utility	NONE	2023 050 Mid-States Division	Federal	009 1010 TRAN Land, Land Rights	V1957	NONE		2902.6	2902.6	0	0	0	0
050	009	Utility	NONE	2023 050 Mid-States Division	Federal	009 1010 DIST Leaseholds	V1958	NONE		262	262	0	0	0	0
050	009	Utility	NONE	2023 050 Mid-States Division	Federal	009 1010 GENL Land	V1958	NONE		3013	3013	0	0	0	0
050	009	Utility	NONE	2023 050 Mid-States Division	Federal	009 1010 STOR Land, Land Rights	V1958	NONE		0	0	0	0	0	0
050	009	Utility	NONE	2023 050 Mid-States Division	Federal	009 1010 TRAN Land, Land Rights	V1958	NONE		6773.72	6773.72	0	0	0	0
050	009	Utility	NONE	2023 050 Mid-States Division	Federal	009 1010 TRAN Land, Land Rights	V1958	NONE		369.05	369.05	0	0	0	0
050	009	Utility	NONE	2023 050 Mid-States Division	Federal	009 1010 DIST Land, Land Rights	V1959	NONE		595.45	595.45	0	0	0	0
050	009	Utility	NONE	2023 050 Mid-States Division	Federal	009 1010 DIST Leaseholds	V1959	NONE		0	0	0	0	0	0
050	009	Utility	NONE	2023 050 Mid-States Division	Federal	009 1010 GENL Land	V1959	NONE		2250	2250	0	0	0	0
050	009	Utility	NONE	2023 050 Mid-States Division	Federal	009 1010 TRAN Land, Land Rights	V1959	NONE		4089.35	4089.35	0	0	0	0
050	009	Utility	NONE	2023 050 Mid-States Division	Federal	009 1010 DIST Land, Land Rights	V1960	NONE		0	0	0	0	0	0
050	009	Utility	NONE	2023 050 Mid-States Division	Federal	009 1010 TRAN Land, Land Rights	V1960	NONE		3110.6	3110.6	0	0	0	0
050	009	Utility	NONE	2023 050 Mid-States Division	Federal	009 1010 DIST Land, Land Rights	V1961	NONE		1572.69	1572.69	0	0	0	0
050	009	Utility	NONE	2023 050 Mid-States Division	Federal	009 1010 STOR Land, Land Rights	V1961	NONE		4187.53	4187.53	0	0	0	0
050	009	Utility	NONE	2023 050 Mid-States Division	Federal	009 1010 STOR Land, Land Rights	V1961	NONE		8927.63	8927.63	0	0	0	0
050	009	Utility	NONE	2023 050 Mid-States Division	Federal	009 1010 TRAN Land, Land Rights	V1961	NONE		12080.05	12080.05	0	0	0	0
050	093	Utility	NONE	2023 050 Mid-States Division	Federal	093 1010 DIST Land, Land Rights	V1961	NONE		4930	4930	0	0	0	0
050	009	Utility	NONE	2023 050 Mid-States Division	Federal	009 1010 DIST Land, Land Rights	V1962	NONE		411.55	411.55	0	0	0	0
050	009	Utility	NONE	2023 050 Mid-States Division	Federal	009 1010 GENL Land	V1962	NONE		0.9	0.9	0	0	0	0
050	009	Utility	NONE	2023 050 Mid-States Division	Federal	009 1010 STOR Land, Land Rights	V1962	NONE		2851.66	2851.66	0	0	0	0
050	009	Utility	NONE	2023 050 Mid-States Division	Federal	009 1010 TRAN Land, Land Rights	V1962	NONE		7397.91	7397.91	0	0	0	0
050	009	Utility	NONE	2023 050 Mid-States Division	Federal	009 1010 DIST Land, Land Rights	V1963	NONE		341.22	341.22	0	0	0	0
050	009	Utility	MACRS 15	2023 050 Mid-States Division	Federal	009 1010 DIST Meas, Reg Sta	V1963	MACRS 15		0	0	0	0	0	0
050	009	Utility	NONE	2023 050 Mid-States Division	Federal	009 1010 STOR Land, Land Rights	V1963	NONE		0	0	0	0	0	0
050	009	Utility	NONE	2023 050 Mid-States Division	Federal	009 1010 TRAN Land, Land Rights	V1963	NONE		974.52	974.52	0	0	0	0
050	009	Utility	NONE	2023 050 Mid-States Division	Federal	009 1010 TRAN Land, Land Rights	V1963	NONE		52791.98	52791.98	0	0	0	0
050	009	Utility	NONE	2023 050 Mid-States Division	Federal	009 1010 DIST Land, Land Rights	V1964	NONE		1551.79	1551.79	0	0	0	0
050	009	Utility	NONE	2023 050 Mid-States Division	Federal	009 1010 STOR Land, Land Rights	V1964	NONE		3949.96	3949.96	0	0	0	0
050	009	Utility	NONE	2023 050 Mid-States Division	Federal	009 1010 TRAN Land, Land Rights	V1964	NONE		0	0	0	0	0	0
050	009	Utility	NONE	2023 050 Mid-States Division	Federal	009 1010 TRAN Land, Land Rights	V1964	NONE		10653.53	10653.53	0	0	0	0
050	009	Utility	NONE	2023 050 Mid-States Division	Federal	009 1010 GENL Communication	V1965	NONE		0	0	0	0	0	0
050	009	Utility	NONE	2023 050 Mid-States Division	State No E	009 1010 GENL Communication	V1965	NONE		0	0	0	0	0	0
050	009	Utility	NONE	2023 050 Mid-States Division	Federal	009 1010 STOR Land, Land Rights	V1965	NONE		151118.18	151118.18	0	0	0	0
050	009	Utility	NONE	2023 050 Mid-States Division	Federal	009 1010 STOR Rights of Way	V1965	NONE		4682	4682	0	0	0	0
050	009	Utility	NONE	2023 050 Mid-States Division	Federal	009 1010 TRAN Land, Land Rights	V1965	NONE		7855.84	7855.84	0	0	0	0
050	093	Utility	NONE	2023 050 Mid-States Division	Federal	093 1010 GENL Land	V1965	NONE		0	46263	0	0	0	0
050	009	Utility	NONE	2023 050 Mid-States Division	Federal	009 1010 DIST Land, Land Rights	V1966	NONE		0	0	0	0	0	0
050	009	Utility	NONE	2023 050 Mid-States Division	Federal	009 1010 STOR Land, Land Rights	V1966	NONE		10275.09	10275.09	0	0	0	0
050	009	Utility	NONE	2023 050 Mid-States Division	Federal	009 1010 TRAN Land, Land Rights	V1966	NONE		15069.01	15069.01	0	0	0	0
050	009	Utility	NONE	2023 050 Mid-States Division	Federal	009 1010 DIST Land, Land Rights	V1967	NONE		0	0	0	0	0	0
050	009	Utility	NONE	2023 050 Mid-States Division	Federal	009 1010 DIST Land, Land Rights	V1967	NONE		706.68	706.68	0	0	0	0
050	009	Utility	NONE	2023 050 Mid-States Division	Federal	009 1010 STOR Land, Land Rights	V1967	NONE		2461.43	2461.43	0	0	0	0
050	009	Utility	NONE	2023 050 Mid-States Division	Federal	009 1010 TRAN Land, Land Rights	V1967	NONE		1403.76	1403.76	0	0	0	0
050	009	Utility	NONE	2023 050 Mid-States Division	Federal	009 1010 TRAN Land, Land Rights	V1967	NONE		12721.78	12721.78	0	0	0	0
050	009	Utility	NONE	2023 050 Mid-States Division	Federal	009 1010 DIST Land, Land Rights	V1968	NONE		665	665	0	0	0	0

050	009	Utility	NONE	2023	050 Mid-States Division	Federal	009 1010 DIST Land, Land Rights	V1968	NONE	307.37	307.37	0	0	0	0
050	009	Utility	NONE	2023	050 Mid-States Division	Federal	009 1010 GENL Communication	V1968	NONE	0	0	0	0	0	0
050	009	Utility	NONE	2023	050 Mid-States Division	State No E	009 1010 GENL Communication	V1968	NONE	0	0	0	0	0	0
050	009	Utility	NONE	2023	050 Mid-States Division	Federal	009 1010 STOR Land, Land Rights	V1968	NONE	4739.9	4739.9	0	0	0	0
050	009	Utility	NONE	2023	050 Mid-States Division	Federal	009 1010 TRAN Land, Land Rights	V1968	NONE	4913	4913	0	0	0	0
050	009	Utility	NONE	2023	050 Mid-States Division	Federal	009 1010 DIST Land, Land Rights	V1969	NONE	7312.79	7312.79	0	0	0	0
050	009	Utility	NONE	2023	050 Mid-States Division	Federal	009 1010 GENL Communication	V1969	NONE	0	0	0	0	0	0
050	009	Utility	NONE	2023	050 Mid-States Division	State No E	009 1010 GENL Communication	V1969	NONE	0	0	0	0	0	0
050	009	Utility	NONE	2023	050 Mid-States Division	Federal	009 1010 GENL Land	V1969	NONE	0	0	0	0	0	0
050	009	Utility	NONE	2023	050 Mid-States Division	Federal	009 1010 GENL Structures	V1969	NONE	682	0	0	0	0	0
050	009	Utility	NONE	2023	050 Mid-States Division	State No E	009 1010 GENL Structures	V1969	NONE	682	0	0	0	0	0
050	009	Utility	NONE	2023	050 Mid-States Division	Federal	009 1010 STOR Land, Land Rights	V1969	NONE	1566.59	1566.59	0	0	0	0
050	009	Utility	NONE	2023	050 Mid-States Division	Federal	009 1010 TRAN Land, Land Rights	V1969	NONE	593.41	593.41	0	0	0	0
050	009	Utility	NONE	2023	050 Mid-States Division	Federal	009 1010 TRAN Land, Land Rights	V1969	NONE	12873.12	12873.12	0	0	0	0
050	009	Utility	NONE	2023	050 Mid-States Division	Federal	009 1010 DIST Land, Land Rights	V1970	NONE	0	0	0	0	0	0
050	009	Utility	NONE	2023	050 Mid-States Division	Federal	009 1010 GENL Land	V1970	NONE	3683.9	3683.9	0	0	0	0
050	009	Utility	NONE	2023	050 Mid-States Division	Federal	009 1010 STOR Land, Land Rights	V1970	NONE	529.5	529.5	0	0	0	0
050	009	Utility	NONE	2023	050 Mid-States Division	Federal	009 1010 TRAN Land, Land Rights	V1970	NONE	7552.43	7552.43	0	0	0	0
050	009	Utility	NONE	2023	050 Mid-States Division	Federal	009 1010 DIST Land, Land Rights	V1971	NONE	1849.51	1849.51	0	0	0	0
050	009	Utility	NONE	2023	050 Mid-States Division	Federal	009 1010 GENL Communication	V1971	NONE	0	0	0	0	0	0
050	009	Utility	NONE	2023	050 Mid-States Division	State No E	009 1010 GENL Communication	V1971	NONE	0	0	0	0	0	0
050	009	Utility	NONE	2023	050 Mid-States Division	Federal	009 1010 STOR Land, Land Rights	V1971	NONE	1501.82	1501.82	0	0	0	0
050	009	Utility	NONE	2023	050 Mid-States Division	Federal	009 1010 TRAN Land, Land Rights	V1971	NONE	1703.5	1703.5	0	0	0	0
050	009	Utility	NONE	2023	050 Mid-States Division	Federal	009 1010 TRAN Land, Land Rights	V1971	NONE	12314.66	12314.66	0	0	0	0
050	009	Utility	NONE	2023	050 Mid-States Division	Federal	009 1010 DIST Land, Land Rights	V1972	NONE	1150.04	15395.04	0	0	0	0
050	009	Utility	NONE	2023	050 Mid-States Division	Federal	009 1010 GENL Communication	V1972	NONE	0	0	0	0	0	0
050	009	Utility	NONE	2023	050 Mid-States Division	State No E	009 1010 GENL Communication	V1972	NONE	0	0	0	0	0	0
050	009	Utility	NONE	2023	050 Mid-States Division	Federal	009 1010 GENL Land	V1972	NONE	0	0	0	0	0	0
050	009	Utility	NONE	2023	050 Mid-States Division	Federal	009 1010 STOR Land, Land Rights	V1972	NONE	3905.64	3905.64	0	0	0	0
050	009	Utility	NONE	2023	050 Mid-States Division	Federal	009 1010 TRAN Land, Land Rights	V1972	NONE	6716.04	6716.04	0	0	0	0
050	009	Utility	NONE	2023	050 Mid-States Division	Federal	009 1010 DIST Land, Land Rights	V1973	NONE	1134.39	1134.39	0	0	0	0
050	009	Utility	NONE	2023	050 Mid-States Division	Federal	009 1010 GENL Land	V1973	NONE	789.29	789.29	0	0	0	0
050	009	Utility	NONE	2023	050 Mid-States Division	Federal	009 1010 GENL Structures	V1973	NONE	653	0	0	0	0	0
050	009	Utility	NONE	2023	050 Mid-States Division	State No E	009 1010 GENL Structures	V1973	NONE	653	0	0	0	0	0
050	009	Utility	NONE	2023	050 Mid-States Division	Federal	009 1010 STOR Land, Land Rights	V1973	NONE	780	780	0	0	0	0
050	009	Utility	NONE	2023	050 Mid-States Division	Federal	009 1010 TRAN Land, Land Rights	V1973	NONE	152.17	152.17	0	0	0	0
050	009	Utility	MACRS 15	2023	050 Mid-States Division	Federal	009 1010 TRAN Meas, Reg Sta Equip	V1973	MACRS 15	2809.38	2278.87	2278.87	0	0	0
050	093	Non-Utility	NONE	2023	050 Mid-States Division	Federal	093 1210 GENL Land	V1973	NONE	0	12431	0	0	0	0
050	009	Utility	NONE	2023	050 Mid-States Division	Federal	009 1010 DIST Land, Land Rights	V1974	NONE	0	0	0	0	0	0
050	009	Utility	SL 29	2023	050 Mid-States Division	Federal	009 1010 GENL Structures	V1974	SL 29	0	0	0	0	0	0
050	009	Utility	SL 29	2023	050 Mid-States Division	Federal	009 1010 GENL Structures	V1974	SL 29	0	-0.01	-0.01	0	0	0
050	009	Utility	SL 29	2023	050 Mid-States Division	Federal	009 1010 GENL Structures	V1974	SL 29	0	0	0	0	0	0
050	009	Utility	SL 29	2023	050 Mid-States Division	Federal	009 1010 GENL Structures	V1974	SL 29	0	0	0	0	0	0
050	009	Utility	SL 29	2023	050 Mid-States Division	Federal	009 1010 GENL Structures	V1974	SL 29	0	0	0	0	0	0
050	009	Utility	SL 29	2023	050 Mid-States Division	Federal	009 1010 GENL Structures	V1974	SL 29	0	0	0	0	0	0
050	009	Utility	NONE	2023	050 Mid-States Division	Federal	009 1010 STOR Land, Land Rights	V1974	NONE	4415.8	4415.8	0	0	0	0
050	009	Utility	NONE	2023	050 Mid-States Division	Federal	009 1010 TRAN Land, Land Rights	V1974	NONE	5325.68	5325.68	0	0	0	0
050	091	Utility	SL 29	2023	050 Mid-States Division	Federal	091 1010 GENL Structures	V1974	SL 29	81662.43	78010.01	78010.01	0	0	0
050	093	Utility	SL 29	2023	050 Mid-States Division	Federal	093 1010 GENL Structures	V1974	SL 29	0	-0.01	-0.01	0	0	0
050	093	Utility	SL 29	2023	050 Mid-States Division	Federal	093 1010 GENL Structures	V1974	SL 29	0	85822.09	85822.09	0	0	0
050	009	Utility	NONE	2023	050 Mid-States Division	Federal	009 1010 DIST Land, Land Rights	V1975	NONE	1623.75	1623.75	0	0	0	0
050	009	Utility	NONE	2023	050 Mid-States Division	Federal	009 1010 DIST Land, Land Rights	V1975	NONE	0	0	0	0	0	0
050	009	Utility	NONE	2023	050 Mid-States Division	Federal	009 1010 DIST Land, Land Rights	V1975	NONE	9944.04	9944.04	0	0	0	0
050	009	Utility	SL 28	2023	050 Mid-States Division	Federal	009 1010 DIST Mains	V1975	SL 28	0	0	0	0	0	0
050	009	Utility	SL 28	2023	050 Mid-States Division	Federal	009 1010 DIST Mains	V1975	SL 28	0	0	0	0	0	0
050	009	Utility	SL 28	2023	050 Mid-States Division	Federal	009 1010 DIST Mains	V1975	SL 28	0	0	0	0	0	0
050	009	Utility	SL 28	2023	050 Mid-States Division	Federal	009 1010 DIST Meas, Reg Sta	V1975	SL 28	0	0	0	0	0	0
050	009	Utility	SL 28	2023	050 Mid-States Division	Federal	009 1010 DIST Meters & Regs	V1975	SL 28	0	0	0	0	0	0
050	009	Utility	NONE	2023	050 Mid-States Division	Federal	009 1010 GENL Communication	V1975	NONE	0	0	0	0	0	0
050	009	Utility	NONE	2023	050 Mid-States Division	State No E	009 1010 GENL Communication	V1975	NONE	0	0	0	0	0	0
050	009	Utility	SL 7	2023	050 Mid-States Division	Federal	009 1010 GENL Tools	V1975	SL 7	0	0	0	0	0	0
050	009	Utility	NONE	2023	050 Mid-States Division	Federal	009 1010 TRAN Land, Land Rights	V1975	NONE	32	32	0	0	0	0
050	009	Utility	MACRS 15	2023	050 Mid-States Division	Federal	009 1010 TRAN Structures	V1975	MACRS 15	870	691.77	691.77	0	0	0
050	091	Utility	SL 7	2023	050 Mid-States Division	Federal	091 1010 GENL Office 7	V1975	SL 7	0	0	0	0	0	0
050	093	Utility	SL 28	2023	050 Mid-States Division	Federal	093 1010 DIST Meas, Reg Sta	V1975	SL 28	0	0	0	0	0	0
050	093	Utility	SL 28	2023	050 Mid-States Division	Federal	093 1010 DIST Meters & Regs	V1975	SL 28	0	0	0	0	0	0
050	093	Utility	SL 28	2023	050 Mid-States Division	Federal	093 1010 DIST Structures	V1975	SL 28	3220	2991.08	2991.08	0	0	0
050	009	Utility	NONE	2023	050 Mid-States Division	Federal	009 1010 DIST Land, Land Rights	V1976	NONE	2342	2342	0	0	0	0
050	009	Utility	NONE	2023	050 Mid-States Division	Federal	009 1010 DIST Land, Land Rights	V1976	NONE	6.84	6.84	0	0	0	0
050	009	Utility	NONE	2023	050 Mid-States Division	Federal	009 1010 DIST Land, Land Rights	V1976	NONE	335.21	335.21	0	0	0	0
050	009	Utility	SL 27	2023	050 Mid-States Division	Federal	009 1010 DIST Mains	V1976	SL 27	0	0	0	0	0	0
050	009	Utility	NONE	2023	050 Mid-States Division	Federal	009 1010 GENL Communication	V1976	NONE	0	0	0	0	0	0
050	009	Utility	NONE	2023	050 Mid-States Division	State No E	009 1010 GENL Communication	V1976	NONE	0	0	0	0	0	0
050	009	Utility	NONE	2023	050 Mid-States Division	Federal	009 1010 GENL Land	V1976	NONE	0	0	0	0	0	0
050	009	Utility	NONE	2023	050 Mid-States Division	Federal	009 1010 TRAN Land, Land Rights	V1976	NONE	721.33	721.33	0	0	0	0
050	091	Utility	SL 7	2023	050 Mid-States Division	Federal	091 1010 GENL Office 7	V1976	SL 7	0	0	0	0	0	0
050	093	Utility	SL 28	2023	050 Mid-States Division	Federal	093 1010 DIST Meters & Regs	V1976	SL 28	0	0	0	0	0	0
050	096	Utility	SL 27	2023	050 Mid-States Division	Federal	096 1010 DIST Mains	V1976	SL 27	2659585.41	2940445.7	2940445.7	0	0	0
050	096	Utility	SL 27	2023	050 Mid-States Division	Federal	096 1010 GENL Misc	V1976	SL 27	61460	61545.02	61545.02	0	0	0
050	096	Utility	SL 27	2023	050 Mid-States Division	Federal	096 1010 INTG Franchise & Consents	V1976	SL 27	0	0	0	0	0	0
050	009	Utility	SL 28	2023	050 Mid-States Division	Federal	009 1010 DIST Mains	V1977	SL 28	0	0	0	0	0	0
050	009	Utility	SL 28	2023	050 Mid-States Division	Federal	009 1010 DIST Mains	V1977	SL 28	0	0	0	0	0	0
050	009	Utility	SL 28	2023	050 Mid-States Division	Federal	009 1010 DIST Meters & Regs	V1977	SL 28	0	0	0	0	0	0
050	009	Utility	SL 28	2023	050 Mid-States Division	Federal	009 1010 DIST Services	V1977	SL 28	1637.56	299613.72	299613.72	0	0	0
050	009	Utility	SL 26	2023	050 Mid-States Division	Federal	009 1010 DIST Structures	V1977	SL 26	0	0	0	0	0	0
050	009	Utility	NONE	2023	050 Mid-States Division	Federal	009 1010 GENL Communication	V1977	NONE	0	0	0	0	0	0
050	009	Utility	NONE	2023	050 Mid-States Division	State No E	009 1010 GENL Communication	V1977	NONE	0	0	0	0	0	0
050	009	Utility	NONE	2023	050 Mid-States Division	Federal	009 1010 GENL Land	V1977	NONE	6552	6552	0	0	0	0
050	009	Utility	SL 26	2023	050 Mid-States Division	Federal	009 1010 GENL Structures	V1977	SL 26	0	0.01	0.01	0	0	0
050	009	Utility	NONE	2023	050 Mid-States Division	Federal	009 1010 TRAN Land, Land Rights	V1977	NONE	0	0	0	0	0	0
050	009	Utility	MACRS 15	2023	050 Mid-States Division	Federal	009 1010 TRAN Meas, Reg Sta Equip	V1977	MACRS 15	11599	9222.82	9222.82	0	0	0
050	091	Utility	SL 7	2023	050 Mid-States Division	Federal	091 1010 GENL Office 7	V1977	SL 7	0	0	0	0	0	0

050	091	Utility	SL 26	2023	050 Mid-States Division	Federal	091 1010 GENL Structures 7	V1977	SL 26	5771	5512.89	5512.89	0	0	0
050	093	Utility	SL 28	2023	050 Mid-States Division	Federal	093 1010 DIST Meters & Regs	V1977	SL 28	0	0	0	0	0	0
050	093	Utility	SL 28	2023	050 Mid-States Division	Federal	093 1010 DIST Meters & Regs	V1977	SL 28	329526.98	1008301.99	1008301.99	0	0	0
050	093	Utility	SL 28	2023	050 Mid-States Division	Federal	093 1010 DIST Services	V1977	SL 28	0	0	0	0	0	0
050	093	Utility	SL 12	2023	050 Mid-States Division	Federal	093 1010 GENL Misc	V1977	SL 12	0	0	0	0	0	0
050	093	Utility	SL 7	2023	050 Mid-States Division	Federal	093 1010 GENL Misc	V1977	SL 7	0	1738.5	1738.5	0	0	0
050	095	Utility	SL 26	2023	050 Mid-States Division	Federal	095 1010 GENL Structures	V1977	SL 26	0.39	0.36	0.36	0	0	0
050	096	Utility	SL 26	2023	050 Mid-States Division	Federal	096 1010 GENL Structures	V1977	SL 26	0	44723.79	44723.79	0	0	0
050	096	Utility	SL 26	2023	050 Mid-States Division	Federal	096 1010 PROD Structures	V1977	SL 26	0	-4866.92	-4866.92	0	0	0
050	009	Utility	SL 30	2023	050 Mid-States Division	Federal	009 1010 DIST Mains	V1978	SL 30	0	0	0	0	0	0
050	009	Utility	SL 30	2023	050 Mid-States Division	Federal	009 1010 DIST Misc	V1978	SL 30	64413	61532.08	61532.08	0	0	0
050	009	Utility	SL 22	2023	050 Mid-States Division	Federal	009 1010 DIST Services	V1978	SL 22	0	0	0	0	0	0
050	009	Utility	SL 28	2023	050 Mid-States Division	Federal	009 1010 DIST Services	V1978	SL 28	35281.55	34516.47	34516.47	0	0	0
050	009	Utility	NONE	2023	050 Mid-States Division	Federal	009 1010 GENL Land	V1978	NONE	0	0	0	0	0	0
050	009	Utility	NONE	2023	050 Mid-States Division	Federal	009 1010 TRAN Land, Land Rights	V1978	NONE	50	50	0	0	0	0
050	009	Utility	MACRS 15	2023	050 Mid-States Division	Federal	009 1010 TRAN Meas, Reg Sta Equip	V1978	MACRS 15	260	206.74	206.74	0	0	0
050	093	Utility	SL 28	2023	050 Mid-States Division	Federal	093 1010 DIST Services	V1978	SL 28	2066834.45	3030313.38	3030313.38	0	0	0
050	093	Utility	NONE	2023	050 Mid-States Division	Federal	093 1010 GENL Land	V1978	NONE	0	0	0	0	0	0
050	093	Utility	NONE	2023	050 Mid-States Division	Federal	093 1010 GENL Land Rights	V1978	NONE	648286	783348.95	51695.51	0	0	0
050	093	Utility	SL 30	2023	050 Mid-States Division	Federal	093 1010 GENL Structures	V1978	SL 30	0	103766.53	103766.53	0	0	0
050	093	Utility	SL 30	2023	050 Mid-States Division	Federal	093 1010 GENL Structures	V1978	SL 30	0	0	0	0	0	0
050	096	Utility	SL 30	2023	050 Mid-States Division	Federal	096 1010 GENL Structures	V1978	SL 30	0	42668.36	42668.36	0	0	0
050	009	Utility	SL 22	2023	050 Mid-States Division	Federal	009 1010 DIST Services	V1979	SL 22	0	0	0	0	0	0
050	009	Utility	NONE	2023	050 Mid-States Division	Federal	009 1010 GENL Communication	V1979	NONE	501	0	0	0	0	0
050	009	Utility	NONE	2023	050 Mid-States Division	State No E	009 1010 GENL Communication	V1979	NONE	501	0	0	0	0	0
050	009	Utility	SL 24	2023	050 Mid-States Division	Federal	009 1010 GENL Structures	V1979	SL 24	0	0	0	0	0	0
050	091	Utility	SL 24	2023	050 Mid-States Division	Federal	091 1010 GENL Structures	V1979	SL 24	38834	37097.11	37097.11	0	0	0
050	093	Utility	SL 28	2023	050 Mid-States Division	Federal	093 1010 DIST Services	V1979	SL 28	1423484.71	1432369.45	1432369.45	0	0	0
050	093	Utility	SL 18	2023	050 Mid-States Division	Federal	093 1010 GENL Misc	V1979	SL 18	0	0	0	0	0	0
050	093	Utility	SL 24	2023	050 Mid-States Division	Federal	093 1010 GENL Structures	V1979	SL 24	0	0	0	0	0	0
050	009	Utility	SL 20	2023	050 Mid-States Division	Federal	009 1010 DIST Equipment	V1980	SL 20	120648	207914.35	207914.35	0	0	0
050	009	Utility	NONE	2023	050 Mid-States Division	Federal	009 1010 DIST Land, Land Rights	V1980	NONE	4430.39	4430.39	0	0	0	0
050	009	Utility	NONE	2023	050 Mid-States Division	Federal	009 1010 DIST Land, Land Rights	V1980	NONE	3413.21	3413.21	0	0	0	0
050	009	Utility	NONE	2023	050 Mid-States Division	Federal	009 1010 DIST Leaseholds	V1980	NONE	1452.5	1452.5	0	0	0	0
050	009	Utility	SL 20	2023	050 Mid-States Division	Federal	009 1010 DIST Mains	V1980	SL 20	0	0	0	0	0	0
050	009	Utility	SL 15	2023	050 Mid-States Division	Federal	009 1010 DIST Mains	V1980	SL 15	0	0	0	0	0	0
050	009	Utility	SL 20	2023	050 Mid-States Division	Federal	009 1010 DIST Mains	V1980	SL 20	0	0	0	0	0	0
050	009	Utility	SL 20	2023	050 Mid-States Division	Federal	009 1010 DIST Meters & Regs	V1980	SL 20	0	0	0	0	0	0
050	009	Utility	SL 20	2023	050 Mid-States Division	Federal	009 1010 DIST Meters & Regs	V1980	SL 20	0	0	0	0	0	0
050	009	Utility	SL 20	2023	050 Mid-States Division	Federal	009 1010 DIST Meters & Regs	V1980	SL 20	0	0	0	0	0	0
050	009	Utility	SL 20	2023	050 Mid-States Division	Federal	009 1010 DIST Meters & Regs	V1980	SL 20	0	0	0	0	0	0
050	009	Utility	SL 20	2023	050 Mid-States Division	Federal	009 1010 DIST Meters & Regs	V1980	SL 20	0	0	0	0	0	0
050	009	Utility	SL 20	2023	050 Mid-States Division	Federal	009 1010 DIST Meters & Regs	V1980	SL 20	0	0	0	0	0	0
050	009	Utility	NONE	2023	050 Mid-States Division	Federal	009 1010 GENL Land	V1980	NONE	8372.23	8372.23	0	0	0	0
050	009	Utility	SL 20	2023	050 Mid-States Division	Federal	009 1010 STOR Equipment	V1980	SL 20	81706.25	155498.28	155498.28	0	0	0
050	093	Utility	SL 20	2023	050 Mid-States Division	Federal	093 1010 DIST Meters & Regs	V1980	SL 20	3431353.9	8190496.79	8190496.79	0	0	0
050	093	Utility	SL 20	2023	050 Mid-States Division	Federal	093 1010 DIST Services	V1980	SL 20	3925478.07	3780308.82	3780308.82	0	0	0
050	093	Utility	SL 10	2023	050 Mid-States Division	Federal	093 1010 GENL Equipment	V1980	SL 10	1869.75	1827.42	1827.42	0	0	0
050	093	Utility	SL 10	2023	050 Mid-States Division	Federal	093 1010 GENL Power Operated Equip	V1980	SL 10	0	0	0	0	0	0
050	096	Utility	SL 20	2023	050 Mid-States Division	Federal	096 1010 DIST Structures	V1980	SL 20	23653.71	21972.1	21972.1	0	0	0
050	009	Utility	MACRS 15	2023	050 Mid-States Division	Federal	009 1010 DIST Equipment	V1981	ACRS 15	0	0	0	0	0	0
050	009	Utility	ACE 35	2023	050 Mid-States Division	ACE	009 1010 DIST Equipment	V1981	ACE 35 Net	0	0	0	0	0	0
050	009	Utility	NONE	2023	050 Mid-States Division	Federal	009 1010 DIST Land, Land Rights	V1981	NONE	3217	3217	0	0	0	0
050	009	Utility	ACRS 10	2023	050 Mid-States Division	Federal	009 1010 DIST Mains	V1981	ACRS 10	0	0	0	0	0	0
050	009	Utility	ACE 22	2023	050 Mid-States Division	ACE	009 1010 DIST Mains	V1981	ACE 22 Net	0	0	0	0	0	0
050	009	Utility	MACRS 5	2023	050 Mid-States Division	Federal	009 1010 DIST Mains	V1981	ACRS 5	0	0	0	0	0	0
050	009	Utility	ACE 14	2023	050 Mid-States Division	ACE	009 1010 DIST Mains	V1981	ACE 14 Net	0	0	0	0	0	0
050	009	Utility	MACRS 15	2023	050 Mid-States Division	Federal	009 1010 DIST Mains	V1981	ACRS 15	0	0	0	0	0	0
050	009	Utility	ACE 35	2023	050 Mid-States Division	ACE	009 1010 DIST Mains	V1981	ACE 35 Net	0	0	0	0	0	0
050	009	Utility	MACRS 15	2023	050 Mid-States Division	Federal	009 1010 DIST Mains	V1981	ACRS 15	0	0	0	0	0	0
050	009	Utility	ACE 35	2023	050 Mid-States Division	ACE	009 1010 DIST Mains	V1981	ACE 35 Net	0	0	0	0	0	0
050	009	Utility	NONE	2023	050 Mid-States Division	Federal	009 1010 GENL Communication	V1981	NONE	1551	0	0	0	0	0
050	009	Utility	NONE	2023	050 Mid-States Division	State No E	009 1010 GENL Communication	V1981	NONE	1551	0	0	0	0	0
050	009	Utility	NONE	2023	050 Mid-States Division	Federal	009 1010 GENL Land	V1981	NONE	0	0	0	0	0	0
050	009	Utility	NONE	2023	050 Mid-States Division	Federal	009 1010 TRAN Land, Land Rights	V1981	NONE	4475	4475	0	0	0	0
050	091	Utility	MACRS 15	2023	050 Mid-States Division	Federal	091 1010 GENL Office 7	V1981	ACRS 15	0	0.01	0.01	0	0	0
050	091	Utility	ACE 35	2023	050 Mid-States Division	ACE	091 1010 GENL Office 7	V1981	ACE 35 Net	0	0	0	0	0	0
050	093	Utility	MACRS 5	2023	050 Mid-States Division	Federal	093 1010 GENL Office 7	V1981	ACRS 5	57.84	54.47	54.47	0	0	0
050	093	Utility	ACE 10	2023	050 Mid-States Division	ACE	093 1010 GENL Office 7	V1981	ACE 10 Net	57.84	54.47	54.47	0	0	0
050	093	Utility	MACRS 15	2023	050 Mid-States Division	Federal	093 1010 GENL Office 7	V1981	ACRS 15	32009.56	36152.6	36152.6	0	0	0
050	093	Utility	ACE 35	2023	050 Mid-States Division	ACE	093 1010 GENL Office 7	V1981	ACE 35 Net	32009.56	36152.57	36152.57	0	0	0
050	009	Utility	NONE	2023	050 Mid-States Division	Federal	009 1010 DIST Land, Land Rights	V1982	NONE	0	0	0	0	0	0
050	009	Utility	MACRS 15	2023	050 Mid-States Division	Federal	009 1010 DIST Mains	V1982	ACRS 15	0	0	0	0	0	0
050	009	Utility	ACE 35	2023	050 Mid-States Division	ACE	009 1010 DIST Mains	V1982	ACE 35 Net	0	0	0	0	0	0
050	009	Utility	MACRS 5	2023	050 Mid-States Division	Federal	009 1010 DIST Mains	V1982	ACRS 5	0	0	0	0	0	0
050	009	Utility	ACE 14	2023	050 Mid-States Division	ACE	009 1010 DIST Mains	V1982	ACE 14 Net	0	0	0	0	0	0
050	009	Utility	MACRS 15	2023	050 Mid-States Division	Federal	009 1010 DIST Mains	V1982	ACRS 15	0	0	0	0	0	0
050	009	Utility	ACE 35	2023	050 Mid-States Division	ACE	009 1010 DIST Mains	V1982	ACE 35 Net	0	0	0	0	0	0
050	009	Utility	SL 33	2023	050 Mid-States Division	Federal	009 1010 DIST Meas, Reg Sta	V1982	SL 33	0	0	0	0	0	0
050	009	Utility	SL 33	2023	050 Mid-States Division	Federal	009 1010 DIST Services	V1982	SL 33	0	0	0	0	0	0
050	009	Utility	NONE	2023	050 Mid-States Division	Federal	009 1010 GENL Land	V1982	NONE	1437.5	1437.5	0	0	0	0
050	009	Utility	MACRS 15	2023	050 Mid-States Division	Federal	009 1010 GENL Office 7	V1982	ACRS 15	0	0	0	0	0	0
050	009	Utility	ACE 35	2023	050 Mid-States Division	ACE	009 1010 GENL Office 7	V1982	ACE 35 Net	0	0	0	0	0	0
050	009	Utility	MACRS 15	2023	050 Mid-States Division	Federal	009 1010 GENL Office 7	V1982	ACRS 15	0	0	0	0	0	0
050	009	Utility	ACE 35	2023	050 Mid-States Division	ACE	009 1010 GENL Office 7	V1982	ACE 35 Net	0	0	0	0	0	0
050	009	Utility	SL 33	2023	050 Mid-States Division	Federal	009 1010 INTG Franchise & Consents	V1982	SL 33	0	0	0	0	0	0
050	009	Utility	SL 33	2023	050 Mid-States Division	Federal	009 1010 INTG Franchise & Consents	V1982	SL 33	0	0	0	0	0	0
050	009	Utility	SL 33	2023	050 Mid-States Division	Federal	009 1010 INTG Misc	V1982	SL 33	0	0	0	0	0	0
050	009	Utility	SL 33	2023	050 Mid-States Division	Federal	009 1010 INTG Misc	V1982	SL 33	0	0	0	0	0	0
050	009	Utility	SL 33	2023	050 Mid-States Division	Federal	009 1010 INTG Misc	V1982	SL 33	0	0	0	0	0	0
050	009	Utility	SL 33	2023	050 Mid-States Division	Federal	009 1010 INTG Organization	V1982	SL 33	0	0	0	0	0	0
050	009	Utility	NONE	2023	050 Mid-States Division	Federal	009 1010 TRAN Land, Land Rights	V1982	NONE	124.2	124.2	0	0	0	0

050	009	Utility	SL 33	2023	050 Mid-States Division	Federal	009 1010 TRAN Structures	V1982	SL 33	0	0	0	0	0	0
050	091	Utility	MACRS 15	2023	050 Mid-States Division	Federal	091 1010 GENL Office 7	V1982	ACRS 15	0	0	0	0	0	0
050	091	Utility	ACE 35	2023	050 Mid-States Division	ACE	091 1010 GENL Office 7	V1982	ACE 35 Net	0	0	0	0	0	0
050	091	Utility	MACRS 15	2023	050 Mid-States Division	Federal	091 1010 GENL Office 7	V1982	ACRS 15	0	-0.01	-0.01	0	0	0
050	091	Utility	ACE 35	2023	050 Mid-States Division	ACE	091 1010 GENL Office 7	V1982	ACE 35 Net	0	0	0	0	0	0
050	091	Utility	MACRS 15	2023	050 Mid-States Division	Federal	091 1010 GENL Office 7	V1982	ACRS 15	0	0	0	0	0	0
050	091	Utility	ACE 35	2023	050 Mid-States Division	ACE	091 1010 GENL Office 7	V1982	ACE 35 Net	0	0	0	0	0	0
050	091	Utility	MACRS 15	2023	050 Mid-States Division	Federal	091 1010 GENL Office 7	V1982	ACRS 15	0	-0.01	-0.01	0	0	0
050	091	Utility	ACE 35	2023	050 Mid-States Division	ACE	091 1010 GENL Office 7	V1982	ACE 35 Net	0	0	0	0	0	0
050	096	Utility	MACRS 15	2023	050 Mid-States Division	Federal	096 1010 GENL Office 7	V1982	ACRS 15	29863.75	31914.74	31914.74	0	0	0
050	096	Utility	ACE 35	2023	050 Mid-States Division	ACE	096 1010 GENL Office 7	V1982	ACE 35 Net	29863.75	31914.71	31914.71	0	0	0
050	096	Utility	MACRS 15	2023	050 Mid-States Division	Federal	096 1010 PROD Equipment	V1982	ACRS 15	0	0	0	0	0	0
050	096	Utility	ACE 35	2023	050 Mid-States Division	ACE	096 1010 PROD Equipment	V1982	ACE 35 Net	0	0	0	0	0	0
050	009	Utility	MACRS 15	2023	050 Mid-States Division	Federal	009 1010 DIST Equipment	V1983	ACRS 15	0	0	0	0	0	0
050	009	Utility	ACE 35	2023	050 Mid-States Division	ACE	009 1010 DIST Equipment	V1983	ACE 35 Net	0	0	0	0	0	0
050	009	Utility	MACRS 15	2023	050 Mid-States Division	Federal	009 1010 DIST Equipment	V1983	ACRS 15	0	0	0	0	0	0
050	009	Utility	ACE 35	2023	050 Mid-States Division	ACE	009 1010 DIST Equipment	V1983	ACE 35 Net	0	0	0	0	0	0
050	009	Utility	MACRS 5	2023	050 Mid-States Division	Federal	009 1010 DIST Mains	V1983	ACRS 5	0	0	0	0	0	0
050	009	Utility	ACE 14	2023	050 Mid-States Division	ACE	009 1010 DIST Mains	V1983	ACE 14 Net	0	0	0	0	0	0
050	009	Utility	ACRS 10	2023	050 Mid-States Division	Federal	009 1010 DIST Mains	V1983	ACRS 10	0	0	0	0	0	0
050	009	Utility	ACE 22	2023	050 Mid-States Division	ACE	009 1010 DIST Mains	V1983	ACE 22 Net	0	0	0	0	0	0
050	009	Utility	MACRS 15	2023	050 Mid-States Division	Federal	009 1010 DIST Misc	V1983	ACRS 15	119018.21	112097.57	112097.57	0	0	0
050	009	Utility	ACE 35	2023	050 Mid-States Division	ACE	009 1010 DIST Misc	V1983	ACE 35 Net	119018.21	112097.57	112097.57	0	0	0
050	009	Utility	MACRS 15	2023	050 Mid-States Division	Federal	009 1010 GENL Office 7	V1983	ACRS 15	0	0	0	0	0	0
050	009	Utility	ACE 35	2023	050 Mid-States Division	ACE	009 1010 GENL Office 7	V1983	ACE 35 Net	0	0	0	0	0	0
050	009	Utility	MACRS 15	2023	050 Mid-States Division	Federal	009 1010 GENL Office 7	V1983	ACRS 15	0	0.01	0.01	0	0	0
050	009	Utility	ACE 35	2023	050 Mid-States Division	ACE	009 1010 GENL Office 7	V1983	ACE 35 Net	0	0	0	0	0	0
050	009	Utility	ACRS 10	2023	050 Mid-States Division	Federal	009 1010 INTG Franchise & Consents	V1983	ACRS 10	0	0	0	0	0	0
050	009	Utility	ACE 22	2023	050 Mid-States Division	ACE	009 1010 INTG Franchise & Consents	V1983	ACE 22 Net	0	0	0	0	0	0
050	009	Utility	ACRS 10	2023	050 Mid-States Division	Federal	009 1010 INTG Misc	V1983	ACRS 10	0	0	0	0	0	0
050	009	Utility	ACE 22	2023	050 Mid-States Division	ACE	009 1010 INTG Misc	V1983	ACE 22 Net	0	0	0	0	0	0
050	009	Utility	ACRS 10	2023	050 Mid-States Division	Federal	009 1010 TRAN Meas, Reg Sta Equip	V1983	ACRS 10	0	0	0	0	0	0
050	009	Utility	ACE 22	2023	050 Mid-States Division	ACE	009 1010 TRAN Meas, Reg Sta Equip	V1983	ACE 22 Net	0	0	0	0	0	0
050	091	Utility	MACRS 15	2023	050 Mid-States Division	Federal	091 1010 GENL Misc	V1983	ACRS 15	0	0	0	0	0	0
050	091	Utility	ACE 35	2023	050 Mid-States Division	ACE	091 1010 GENL Misc	V1983	ACE 35 Net	0	0	0	0	0	0
050	091	Utility	MACRS 15	2023	050 Mid-States Division	Federal	091 1010 GENL Office 7	V1983	ACRS 15	372.76	351.08	351.08	0	0	0
050	091	Utility	ACE 35	2023	050 Mid-States Division	ACE	091 1010 GENL Office 7	V1983	ACE 35 Net	372.76	351.08	351.08	0	0	0
050	093	Utility	MACRS 15	2023	050 Mid-States Division	Federal	093 1010 DIST Mains	V1983	ACRS 15	0	0	0	0	0	0
050	093	Utility	ACE 35	2023	050 Mid-States Division	ACE	093 1010 DIST Mains	V1983	ACE 35 Net	0	0	0	0	0	0
050	093	Utility	MACRS 15	2023	050 Mid-States Division	Federal	093 1010 GENL Power Operated Equip	V1983	ACRS 15	0	608.9	608.9	0	0	0
050	093	Utility	ACE 35	2023	050 Mid-States Division	ACE	093 1010 GENL Power Operated Equip	V1983	ACE 35 Net	0	608.91	608.91	0	0	0
050	093	Utility	ACRS 10	2023	050 Mid-States Division	Federal	093 1010 INTG Franchise & Consents	V1983	ACRS 10	241284.22	218313.17	218313.17	0	0	0
050	093	Utility	ACE 22	2023	050 Mid-States Division	ACE	093 1010 INTG Franchise & Consents	V1983	ACE 22 Net	241284.22	218313.17	218313.17	0	0	0
050	093	Utility	MACRS 15	2023	050 Mid-States Division	Federal	093 1010 PROD Equipment	V1983	ACRS 15	0	0	0	0	0	0
050	093	Utility	ACE 35	2023	050 Mid-States Division	ACE	093 1010 PROD Equipment	V1983	ACE 35 Net	0	0	0	0	0	0
050	093	Utility	ACRS 10	2023	050 Mid-States Division	Federal	093 1010 TRAN Mains	V1983	ACRS 10	0	0	0	0	0	0
050	093	Utility	ACE 22	2023	050 Mid-States Division	ACE	093 1010 TRAN Mains	V1983	ACE 22 Net	0	0	0	0	0	0
050	096	Utility	MACRS 15	2023	050 Mid-States Division	Federal	096 1010 DIST Mains	V1983	ACRS 15	754149.1	803498.66	803498.66	0	0	0
050	096	Utility	ACE 35	2023	050 Mid-States Division	ACE	096 1010 DIST Mains	V1983	ACE 35 Net	754149.1	803498.66	803498.66	0	0	0
050	009	Utility	MACRS 5	2023	050 Mid-States Division	Federal	009 1010 DIST Mains	V1984	ACRS 5	0	0	0	0	0	0
050	009	Utility	ACE 14	2023	050 Mid-States Division	ACE	009 1010 DIST Mains	V1984	ACE 14 Net	0	0	0	0	0	0
050	009	Utility	MACRS 39	2023	050 Mid-States Division	Federal	009 1010 DIST Mains	V1984	ACRS 18 JUN	0	0	0	0	0	0
050	009	Utility	ACE 40	2023	050 Mid-States Division	ACE	009 1010 DIST Mains	V1984	ACE 40 Net	0	0	0	0	0	0
050	009	Utility	MACRS 15	2023	050 Mid-States Division	Federal	009 1010 DIST Meas, Reg Sta	V1984	ACRS 15	0	0	0	0	0	0
050	009	Utility	ACE 35	2023	050 Mid-States Division	ACE	009 1010 DIST Meas, Reg Sta	V1984	ACE 35 Net	0	0	0	0	0	0
050	009	Utility	MACRS 15	2023	050 Mid-States Division	Federal	009 1010 GENL Communication	V1984	ACRS 15	0	0	0	0	0	0
050	009	Utility	ACE 35	2023	050 Mid-States Division	ACE	009 1010 GENL Communication	V1984	ACE 35 Net	0	0	0	0	0	0
050	009	Utility	MACRS 15	2023	050 Mid-States Division	Federal	009 1010 GENL Communication	V1984	ACRS 15	0	0	0	0	0	0
050	009	Utility	ACE 35	2023	050 Mid-States Division	ACE	009 1010 GENL Communication	V1984	ACE 35 Net	0	0	0	0	0	0
050	009	Utility	MACRS 15	2023	050 Mid-States Division	Federal	009 1010 GENL Equipment	V1984	ACRS 15	0	0.01	0.01	0	0	0
050	009	Utility	ACE 35	2023	050 Mid-States Division	ACE	009 1010 GENL Equipment	V1984	ACE 35 Net	0	0	0	0	0	0
050	009	Utility	MACRS 15	2023	050 Mid-States Division	Federal	009 1010 GENL Equipment	V1984	ACRS 15	0	0	0	0	0	0
050	009	Utility	ACE 35	2023	050 Mid-States Division	ACE	009 1010 GENL Equipment	V1984	ACE 35 Net	0	0	0	0	0	0
050	009	Utility	MACRS 15	2023	050 Mid-States Division	Federal	009 1010 GENL Equipment	V1984	ACRS 15	0	0	0	0	0	0
050	009	Utility	ACE 35	2023	050 Mid-States Division	ACE	009 1010 GENL Equipment	V1984	ACE 35 Net	0	0	0	0	0	0
050	009	Utility	MACRS 15	2023	050 Mid-States Division	Federal	009 1010 GENL Equipment	V1984	ACRS 15	0	-0.01	-0.01	0	0	0
050	009	Utility	ACE 35	2023	050 Mid-States Division	ACE	009 1010 GENL Equipment	V1984	ACE 35 Net	0	0	0	0	0	0
050	009	Utility	MACRS 15	2023	050 Mid-States Division	Federal	009 1010 GENL Power Operated Equip	V1984	ACRS 15	0	0.01	0.01	0	0	0
050	009	Utility	ACE 35	2023	050 Mid-States Division	ACE	009 1010 GENL Power Operated Equip	V1984	ACE 35 Net	0	0	0	0	0	0
050	009	Utility	MACRS 15	2023	050 Mid-States Division	Federal	009 1010 GENL Power Operated Equip	V1984	ACRS 15	0	0.01	0.01	0	0	0
050	009	Utility	ACE 35	2023	050 Mid-States Division	ACE	009 1010 GENL Power Operated Equip	V1984	ACE 35 Net	0	0	0	0	0	0
050	009	Utility	MACRS 15	2023	050 Mid-States Division	Federal	009 1010 GENL Power Operated Equip	V1984	ACRS 15	0	-0.01	-0.01	0	0	0
050	009	Utility	ACE 35	2023	050 Mid-States Division	ACE	009 1010 GENL Power Operated Equip	V1984	ACE 35 Net	0	0	0	0	0	0
050	009	Utility	MACRS 15	2023	050 Mid-States Division	Federal	009 1010 GENL Power Operated Equip	V1984	ACRS 15	0	-0.01	-0.01	0	0	0
050	009	Utility	ACE 35	2023	050 Mid-States Division	ACE	009 1010 GENL Power Operated Equip	V1984	ACE 35 Net	0	0	0	0	0	0
050	009	Utility	MACRS 15	2023	050 Mid-States Division	Federal	009 1010 GENL Power Operated Equip	V1984	ACRS 15	0	0	0	0	0	0
050	009	Utility	ACE 35	2023	050 Mid-States Division	ACE	009 1010 GENL Power Operated Equip	V1984	ACE 35 Net	0	0	0	0	0	0
050	009	Utility	MACRS 15	2023	050 Mid-States Division	Federal	009 1010 GENL Power Operated Equip	V1984	ACRS 15	0	0.01	0.01	0	0	0
050	009	Utility	ACE 35	2023	050 Mid-States Division	ACE	009 1010 GENL Power Operated Equip	V1984	ACE 35 Net	0	0	0	0	0	0
050	009	Utility	MACRS 15	2023	050 Mid-States Division	Federal	009 1010 GENL Power Operated Equip	V1984	ACRS 15	0	0	0	0	0	0
050	009	Utility	ACE 35	2023	050 Mid-States Division	ACE	009 1010 GENL Power Operated Equip	V1984	ACE 35 Net	0	0	0	0	0	0
050	009	Utility	MACRS 15	2023	050 Mid-States Division	Federal	009 1010 GENL Tools	V1984	ACRS 15	0	-0.03	-0.03	0	0	0
050	009	Utility	ACE 35	2023	050 Mid-States Division	ACE	009 1010 GENL Tools	V1984	ACE 35 Net	0	0	0	0	0	0
050	009	Utility	MACRS 15	2023	050 Mid-States Division	Federal	009 1010 GENL Tools	V1984	ACRS 15	0	0.02	0.02	0	0	0
050	009	Utility	ACE 35	2023	050 Mid-States Division	ACE	009 1010 GENL Tools	V1984	ACE 35 Net	0	0	0	0	0	0
050	009	Utility	MACRS 15	2023	050 Mid-States Division	Federal	009 1010 GENL Tools	V1984	ACRS 15	0	-0.01	-0.01	0	0	0
050	009	Utility	ACE 35	2023	050 Mid-States Division	ACE	009 1010 GENL Tools	V1984	ACE 35 Net	0	0	0	0	0	0
050	009	Utility	MACRS 15	2023	050 Mid-States Division	Federal	009 1010 GENL Transportation	V1984	ACRS 15	0	-0.01	-0.01	0	0	0
050	009	Utility	ACE 35	2023	050 Mid-States Division	ACE	009 1010 GENL Transportation	V1984	ACE 35 Net	0	0	0	0	0	0
050	009	Utility	MACRS 15	2023	050 Mid-States Division	Federal	009 1010 GENL Transportation	V1984	ACRS 15	0	0	0	0	0	0
050	009	Utility	ACE 35	2023	050 Mid-States Division	ACE	009 1010 GENL Transportation	V1984	ACE 35 Net	0	0	0	0	0	0
050	009	Utility	MACRS 15	2023	050 Mid-States Division	Federal	009 1010 GENL Transportation	V1984	ACRS 15	0	0.01	0.01	0	0	0

050	009	Utility	ACE 35	2023	050 Mid-States Division	ACE	009 1010 GENL Transportation	V1984	ACE 35 Net	0	0	0	0	0	0
050	091	Utility	MACRS 15	2023	050 Mid-States Division	Federal	091 1010 GENL Equipment	V1984	ACRS 15	0.06	0.05	0.05	0	0	0
050	091	Utility	ACE 35	2023	050 Mid-States Division	ACE	091 1010 GENL Equipment	V1984	ACE 35 Net	0.06	0.06	0.06	0	0	0
050	091	Utility	MACRS 15	2023	050 Mid-States Division	Federal	091 1010 GENL Misc	V1984	ACRS 15	0	0	0	0	0	0
050	091	Utility	ACE 35	2023	050 Mid-States Division	ACE	091 1010 GENL Misc	V1984	ACE 35 Net	0	0	0	0	0	0
050	091	Utility	MACRS 15	2023	050 Mid-States Division	Federal	091 1010 GENL Tools	V1984	ACRS 15	0	-0.01	-0.01	0	0	0
050	091	Utility	ACE 35	2023	050 Mid-States Division	ACE	091 1010 GENL Tools	V1984	ACE 35 Net	0	0	0	0	0	0
050	091	Utility	MACRS 15	2023	050 Mid-States Division	Federal	091 1010 GENL Transportation	V1984	ACRS 15	0	0.01	0.01	0	0	0
050	091	Utility	ACE 35	2023	050 Mid-States Division	ACE	091 1010 GENL Transportation	V1984	ACE 35 Net	0	0	0	0	0	0
050	093	Utility	MACRS 15	2023	050 Mid-States Division	Federal	093 1010 GENL Communication	V1984	ACRS 15	0	0	0	0	0	0
050	093	Utility	ACE 35	2023	050 Mid-States Division	ACE	093 1010 GENL Communication	V1984	ACE 35 Net	0	0	0	0	0	0
050	093	Utility	MACRS 15	2023	050 Mid-States Division	Federal	093 1010 GENL Communication	V1984	ACRS 15	0	0	0	0	0	0
050	093	Utility	ACE 35	2023	050 Mid-States Division	ACE	093 1010 GENL Communication	V1984	ACE 35 Net	0	0	0	0	0	0
050	093	Utility	MACRS 15	2023	050 Mid-States Division	Federal	093 1010 GENL Communication	V1984	ACRS 15	0	0	0	0	0	0
050	093	Utility	ACE 35	2023	050 Mid-States Division	ACE	093 1010 GENL Communication	V1984	ACE 35 Net	0	0	0	0	0	0
050	093	Utility	MACRS 15	2023	050 Mid-States Division	Federal	093 1010 GENL Communication	V1984	ACRS 15	0	21022.56	21022.56	0	0	0
050	093	Utility	ACE 35	2023	050 Mid-States Division	ACE	093 1010 GENL Communication	V1984	ACE 35 Net	0	21022.55	21022.55	0	0	0
050	093	Utility	MACRS 15	2023	050 Mid-States Division	Federal	093 1010 GENL Power Operated Equip	V1984	ACRS 15	49341.86	48224.86	48224.86	0	0	0
050	093	Utility	ACE 35	2023	050 Mid-States Division	ACE	093 1010 GENL Power Operated Equip	V1984	ACE 35 Net	49341.86	48224.85	48224.85	0	0	0
050	093	Utility	MACRS 15	2023	050 Mid-States Division	Federal	093 1010 GENL Power Operated Equip	V1984	ACRS 15	0	0	0	0	0	0
050	093	Utility	ACE 35	2023	050 Mid-States Division	ACE	093 1010 GENL Power Operated Equip	V1984	ACE 35 Net	0	0	0	0	0	0
050	093	Utility	MACRS 15	2023	050 Mid-States Division	Federal	093 1010 GENL Power Operated Equip	V1984	ACRS 15	0	0	0	0	0	0
050	093	Utility	ACE 35	2023	050 Mid-States Division	ACE	093 1010 GENL Power Operated Equip	V1984	ACE 35 Net	0	0	0	0	0	0
050	093	Utility	ACRS 10	2023	050 Mid-States Division	Federal	093 1010 TRAN Mains	V1984	ACRS 10	0	0	0	0	0	0
050	093	Utility	ACE 22	2023	050 Mid-States Division	ACE	093 1010 TRAN Mains	V1984	ACE 22 Net	0	0	0	0	0	0
050	093	Utility	MACRS 15	2023	050 Mid-States Division	Federal	093 1010 TRAN Meas, Reg Sta Equip	V1984	ACRS 15	167909.33	164108.18	164108.18	0	0	0
050	093	Utility	ACE 35	2023	050 Mid-States Division	ACE	093 1010 TRAN Meas, Reg Sta Equip	V1984	ACE 35 Net	167909.33	164108.18	164108.18	0	0	0
050	095	Utility	MACRS 15	2023	050 Mid-States Division	Federal	095 1010 GENL Power Operated Equip	V1984	ACRS 15	0.48	0.46	0.46	0	0	0
050	095	Utility	ACE 35	2023	050 Mid-States Division	ACE	095 1010 GENL Power Operated Equip	V1984	ACE 35 Net	0.48	0.47	0.47	0	0	0
050	096	Utility	MACRS 15	2023	050 Mid-States Division	Federal	096 1010 GENL Equipment	V1984	ACRS 15	1591.46	1555.43	1555.43	0	0	0
050	096	Utility	ACE 35	2023	050 Mid-States Division	ACE	096 1010 GENL Equipment	V1984	ACE 35 Net	1591.46	1555.43	1555.43	0	0	0
050	096	Utility	MACRS 15	2023	050 Mid-States Division	Federal	096 1010 GENL Misc	V1984	ACRS 15	0	0	0	0	0	0
050	096	Utility	ACE 35	2023	050 Mid-States Division	ACE	096 1010 GENL Misc	V1984	ACE 35 Net	0	0	0	0	0	0
050	096	Utility	MACRS 15	2023	050 Mid-States Division	Federal	096 1010 GENL Power Operated Equip	V1984	ACRS 15	0	0	0	0	0	0
050	096	Utility	ACE 35	2023	050 Mid-States Division	ACE	096 1010 GENL Power Operated Equip	V1984	ACE 35 Net	0	0	0	0	0	0
050	096	Utility	MACRS 15	2023	050 Mid-States Division	Federal	096 1010 GENL Power Operated Equip	V1984	ACRS 15	0	0	0	0	0	0
050	096	Utility	ACE 35	2023	050 Mid-States Division	ACE	096 1010 GENL Power Operated Equip	V1984	ACE 35 Net	0	0	0	0	0	0
050	096	Utility	MACRS 15	2023	050 Mid-States Division	Federal	096 1010 GENL Power Operated Equip	V1984	ACRS 15	0	-0.01	-0.01	0	0	0
050	096	Utility	ACE 35	2023	050 Mid-States Division	ACE	096 1010 GENL Power Operated Equip	V1984	ACE 35 Net	0	0	0	0	0	0
050	096	Utility	MACRS 15	2023	050 Mid-States Division	Federal	096 1010 GENL Tools	V1984	ACRS 15	7021.37	57962.67	57962.67	0	0	0
050	096	Utility	ACE 35	2023	050 Mid-States Division	ACE	096 1010 GENL Tools	V1984	ACE 35 Net	7021.37	57962.71	57962.71	0	0	0
050	009	Utility	NONE	2023	050 Mid-States Division	Federal	009 1010 DIST Land, Land Rights	V1985	NONE	6858.41	6858.41	0	0	0	0
050	009	Utility	MACRS 39	2023	050 Mid-States Division	Federal	009 1010 DIST Mains	V1985	ACRS 19 JUN	0	0	0	0	0	0
050	009	Utility	ACE 40	2023	050 Mid-States Division	ACE	009 1010 DIST Mains	V1985	ACE 40 Net	0	0	0	0	0	0
050	009	Utility	MACRS 5	2023	050 Mid-States Division	Federal	009 1010 DIST Mains	V1985	ACRS 5	0	0	0	0	0	0
050	009	Utility	ACE 14	2023	050 Mid-States Division	ACE	009 1010 DIST Mains	V1985	ACE 14 Net	0	0	0	0	0	0
050	009	Utility	MACRS 39	2023	050 Mid-States Division	Federal	009 1010 GENL Structures	V1985	ACRS 19 JUN	0	0	0	0	0	0
050	009	Utility	ACE 40	2023	050 Mid-States Division	ACE	009 1010 GENL Structures	V1985	ACE 40 Net	0	0	0	0	0	0
050	009	Utility	MACRS 39	2023	050 Mid-States Division	Federal	009 1010 GENL Structures	V1985	ACRS 19 JUN	0	0	0	0	0	0
050	009	Utility	ACE 40	2023	050 Mid-States Division	ACE	009 1010 GENL Structures	V1985	ACE 40 Net	0	0	0	0	0	0
050	009	Utility	MACRS 39	2023	050 Mid-States Division	Federal	009 1010 GENL Structures	V1985	ACRS 19 JUN	0	-0.01	-0.01	0	0	0
050	009	Utility	ACE 40	2023	050 Mid-States Division	ACE	009 1010 GENL Structures	V1985	ACE 40 Net	0	0	0	0	0	0
050	009	Utility	NONE	2023	050 Mid-States Division	Federal	009 1010 TRAN Land, Land Rights	V1985	NONE	17572.51	17572.51	0	0	0	0
050	093	Utility	MACRS 15	2023	050 Mid-States Division	Federal	093 1010 TRAN Mains	V1985	ACRS 15	4905705.32	5030169.99	5030169.99	0	0	0
050	093	Utility	ACE 35	2023	050 Mid-States Division	ACE	093 1010 TRAN Mains	V1985	ACE 35 Net	4905705.32	5030169.98	5030169.98	0	0	0
050	093	Utility	ACRS 10	2023	050 Mid-States Division	Federal	093 1010 TRAN Mains	V1985	ACRS 10	84621.46	76596.01	76596.01	0	0	0
050	093	Utility	ACE 22	2023	050 Mid-States Division	ACE	093 1010 TRAN Mains	V1985	ACE 22 Net	84621.46	76596.03	76596.03	0	0	0
050	009	Utility	MACRS 5	2023	050 Mid-States Division	Federal	009 1010 DIST Mains	V1986	ACRS 5	0	0	0	0	0	0
050	009	Utility	ACE 14	2023	050 Mid-States Division	ACE	009 1010 DIST Mains	V1986	ACE 14 Net	0	0	0	0	0	0
050	009	Utility	MACRS 15	2023	050 Mid-States Division	Federal	009 1010 DIST Services	V1986	ACRS 15	0	0	0	0	0	0
050	009	Utility	ACE 35	2023	050 Mid-States Division	ACE	009 1010 DIST Services	V1986	ACE 35 Net	0	0	0	0	0	0
050	009	Utility	NONE	2023	050 Mid-States Division	Federal	009 1010 GENL Communication	V1986	NONE	3666	0	0	0	0	0
050	009	Utility	NONE	2023	050 Mid-States Division	State No E	009 1010 GENL Communication	V1986	NONE	3666	0	0	0	0	0
050	009	Utility	MACRS 39	2023	050 Mid-States Division	Federal	009 1010 GENL Structures	V1986	ACRS 19 JUN	0	0	0	0	0	0
050	009	Utility	ACE 40	2023	050 Mid-States Division	ACE	009 1010 GENL Structures	V1986	ACE 40 Net	0	0	0	0	0	0
050	009	Utility	MACRS 15	2023	050 Mid-States Division	Federal	009 1010 INTG Organization	V1986	ACRS 15	0	0	0	0	0	0
050	009	Utility	ACE 22	2023	050 Mid-States Division	ACE	009 1010 INTG Organization	V1986	ACE 22 Net	0	0	0	0	0	0
050	009	Utility	NONE	2023	050 Mid-States Division	Federal	009 1010 TRAN Land, Land Rights	V1986	NONE	17045.5	17045.5	0	0	0	0
050	009	Utility	NONE	2023	050 Mid-States Division	Federal	009 1010 TRAN Land, Land Rights	V1986	NONE	114875.4	114875.4	0	0	0	0
050	009	Utility	MACRS 15	2023	050 Mid-States Division	Federal	009 1010 TRAN Mains	V1986	ACRS 15	0	0	0	0	0	0
050	009	Utility	ACE 35	2023	050 Mid-States Division	ACE	009 1010 TRAN Mains	V1986	ACE 35 Net	0	0	0	0	0	0
050	009	Utility	MACRS 15	2023	050 Mid-States Division	Federal	009 1010 TRAN Structures	V1986	ACRS 15	0	0	0	0	0	0
050	009	Utility	ACE 35	2023	050 Mid-States Division	ACE	009 1010 TRAN Structures	V1986	ACE 35 Net	0	0	0	0	0	0
050	093	Utility	MACRS 15	2023	050 Mid-States Division	Federal	093 1010 TRAN Mains	V1986	ACRS 15	5906006.71	5345175.05	5345175.05	0	0	0
050	093	Utility	ACE 35	2023	050 Mid-States Division	ACE	093 1010 TRAN Mains	V1986	ACE 35 Net	5906006.71	5345175.08	5345175.08	0	0	0
050	096	Utility	MACRS 39	2023	050 Mid-States Division	Federal	096 1010 DIST Mains	V1986	ACRS 19 JUN	2360462.75	2555420.31	2555420.31	0	0	0
050	096	Utility	ACE 40	2023	050 Mid-States Division	ACE	096 1010 DIST Mains	V1986	ACE 40 Net	2360462.75	2555420.31	2331808.68	63890.31	0	0
050	009	Utility	SL 3	2023	050 Mid-States Division	Federal	009 1010 DIST Equipment	V1987	SL 3	175990.09	175990.09	175990.09	0	0	0
050	009	Utility	NONE	2023	050 Mid-States Division	Federal	009 1010 DIST Land, Land Rights	V1987	NONE	0	0	0	0	0	0
050	009	Utility	MACRS 15	2023	050 Mid-States Division	Federal	009 1010 DIST Services	V1987	MACRS 15	0	0	0	0	0	0
050	009	Utility	ACE 22	2023	050 Mid-States Division	ACE	009 1010 DIST Services	V1987	ACE 22 Net	0	0	0	0	0	0
050	009	Utility	AMT 22	2023	050 Mid-States Division	AMT	009 1010 DIST Services	V1987	AMT 22	0	0	0	0	0	0
050	009	Utility	NONE	2023	050 Mid-States Division	Federal	009 1010 GENL Communication	V1987	NONE	3785	0	0	0	0	0
050	009	Utility	NONE	2023	050 Mid-States Division	State No E	009 1010 GENL Communication	V1987	NONE	3785	0	0	0	0	0
050	009	Utility	NONE	2023	050 Mid-States Division	Federal	009 1010 TRAN Land, Land Rights	V1987	NONE	13683	13683	0	0	0	0
050	091	Utility	SL 3	2023	050 Mid-States Division	Federal	091 1010 GENL Computers SW	V1987	SL 3	0	0	0	0	0	0
050	093	Utility	MACRS 7	2023	050 Mid-States Division	Federal	093 1010 DIST Mains	V1987	MACRS 7	0	0	0	0	0	0
050	093	Utility	ACE 14	2023	050 Mid-States Division	ACE	093 1010 DIST Mains	V1987	ACE 14 Net	0	0	0	0	0	0
050	093	Utility	AMT 14	2023	050 Mid-States Division	AMT	093 1010 DIST Mains	V1987	AMT 14	0	0	0	0	0	0
050	093	Utility	MACRS 20	2023	050 Mid-States Division	Federal	093 1010 DIST Meas, Reg Sta (Ind)	V1987	MACRS 20	2040	2040	2040	0	0	0
050	093	Utility	ACE 22	2023	050 Mid-States Division	ACE	093 1010 DIST Meas, Reg Sta (Ind)	V1987	ACE 22 Net	2040	2040	2040	0	0	0
050	093	Utility	AMT 35	2023	050 Mid-States Division	AMT	093 1010 DIST Meas, Reg Sta (Ind)	V1987	AMT 35	2040	2040	2040	0	0	0

050	093	Utility	MACRS 20	2023	050 Mid-States Division	Federal	093 1010 DIST Services	V1987	MACRS 20	23013259.7	21523341	21523341	0	0	0
050	093	Utility	ACE 35	2023	050 Mid-States Division	ACE	093 1010 DIST Services	V1987	ACE 35 Net	23013259.7	21523341.01	21523341.01	0	0	0
050	093	Utility	AMT 35	2023	050 Mid-States Division	AMT	093 1010 DIST Services	V1987	AMT 35	23013259.7	21523341.01	21523341.01	0	0	0
050	093	Utility	SL 3	2023	050 Mid-States Division	Federal	093 1010 GENL Computers SW	V1987	SL 3	0	0	0	0	0	0
050	093	Utility	MACRS 5	2023	050 Mid-States Division	Federal	093 1010 TRAN Meas, Reg Sta Equip	V1987	MACRS 5	2326.67	2274	2274	0	0	0
050	093	Utility	ACE 10	2023	050 Mid-States Division	ACE	093 1010 TRAN Meas, Reg Sta Equip	V1987	ACE 10 Net	2326.67	2274	2274	0	0	0
050	093	Utility	AMT 10	2023	050 Mid-States Division	AMT	093 1010 TRAN Meas, Reg Sta Equip	V1987	AMT 10	2326.67	2274	2274	0	0	0
050	096	Utility	SL 3	2023	050 Mid-States Division	Federal	096 1010 GENL Computers SW	V1987	SL 3	0	0	0	0	0	0
050	009	Utility	MACRS 15	2023	050 Mid-States Division	Federal	009 1010 TRAN Meas, Reg Sta Equip	V1987A	MACRS 15	1532	1218.15	1218.15	0	0	0
050	009	Utility	ACE 22	2023	050 Mid-States Division	ACE	009 1010 TRAN Meas, Reg Sta Equip	V1987A	ACE 22 Net	1532	1218.15	1218.15	0	0	0
050	009	Utility	AMT 22	2023	050 Mid-States Division	AMT	009 1010 TRAN Meas, Reg Sta Equip	V1987A	AMT 22	1532	1218.15	1218.15	0	0	0
050	009	Utility	MACRS 15	2023	050 Mid-States Division	Federal	009 1010 DIST Equipment	V1988	MACRS 15	44369.3	35279.78	35279.78	0	0	0
050	009	Utility	ACE 22	2023	050 Mid-States Division	ACE	009 1010 DIST Equipment	V1988	ACE 22 Net	44369.3	35279.78	35279.78	0	0	0
050	009	Utility	AMT 22	2023	050 Mid-States Division	AMT	009 1010 DIST Equipment	V1988	AMT 22	44369.3	35279.78	35279.78	0	0	0
050	009	Utility	MACRS 7	2023	050 Mid-States Division	Federal	009 1010 DIST Equipment	V1988	MACRS 7	32381.88	25393.04	25393.04	0	0	0
050	009	Utility	ACE 10	2023	050 Mid-States Division	ACE	009 1010 DIST Equipment	V1988	ACE 10 Net	32381.88	25393.05	25393.05	0	0	0
050	009	Utility	AMT 10	2023	050 Mid-States Division	AMT	009 1010 DIST Equipment	V1988	AMT 10	32381.88	25393.05	25393.05	0	0	0
050	009	Utility	MACRS 7	2023	050 Mid-States Division	Federal	009 1010 DIST Equipment	V1988	MACRS 7	598.47	469.3	469.3	0	0	0
050	009	Utility	ACE 10	2023	050 Mid-States Division	ACE	009 1010 DIST Equipment	V1988	ACE 10 Net	598.47	469.31	469.31	0	0	0
050	009	Utility	AMT 10	2023	050 Mid-States Division	AMT	009 1010 DIST Equipment	V1988	AMT 10	598.47	469.31	469.31	0	0	0
050	009	Utility	MACRS 15	2023	050 Mid-States Division	Federal	009 1010 DIST Mains	V1988	MACRS 15	30635.16	45445.39	45445.39	0	0	0
050	009	Utility	ACE 22	2023	050 Mid-States Division	ACE	009 1010 DIST Mains	V1988	ACE 22 Net	30635.16	45445.41	45445.41	0	0	0
050	009	Utility	AMT 22	2023	050 Mid-States Division	AMT	009 1010 DIST Mains	V1988	AMT 22	30635.16	45445.41	45445.41	0	0	0
050	009	Utility	MACRS 15	2023	050 Mid-States Division	Federal	009 1010 DIST Mains	V1988	MACRS 15	165178.08	189060.46	189060.46	0	0	0
050	009	Utility	ACE 22	2023	050 Mid-States Division	ACE	009 1010 DIST Mains	V1988	ACE 22 Net	165178.08	189060.47	189060.47	0	0	0
050	009	Utility	AMT 22	2023	050 Mid-States Division	AMT	009 1010 DIST Mains	V1988	AMT 22	165178.08	189060.47	189060.47	0	0	0
050	009	Utility	MACRS 15	2023	050 Mid-States Division	Federal	009 1010 DIST Mains	V1988	MACRS 15	1292.06	1473.2	1473.2	0	0	0
050	009	Utility	ACE 22	2023	050 Mid-States Division	ACE	009 1010 DIST Mains	V1988	ACE 22 Net	1292.06	1473.18	1473.18	0	0	0
050	009	Utility	AMT 22	2023	050 Mid-States Division	AMT	009 1010 DIST Mains	V1988	AMT 22	1292.06	1473.18	1473.18	0	0	0
050	009	Utility	MACRS 15	2023	050 Mid-States Division	Federal	009 1010 DIST Mains	V1988	MACRS 15	2332.83	2660.78	2660.78	0	0	0
050	009	Utility	ACE 22	2023	050 Mid-States Division	ACE	009 1010 DIST Mains	V1988	ACE 22 Net	2332.83	2660.81	2660.81	0	0	0
050	009	Utility	AMT 22	2023	050 Mid-States Division	AMT	009 1010 DIST Mains	V1988	AMT 22	2332.83	2660.81	2660.81	0	0	0
050	009	Utility	MACRS 15	2023	050 Mid-States Division	Federal	009 1010 DIST Mains	V1988	MACRS 15	2798.45	3191.93	3191.93	0	0	0
050	009	Utility	ACE 22	2023	050 Mid-States Division	ACE	009 1010 DIST Mains	V1988	ACE 22 Net	2798.45	3191.93	3191.93	0	0	0
050	009	Utility	AMT 22	2023	050 Mid-States Division	AMT	009 1010 DIST Mains	V1988	AMT 22	2798.45	3191.93	3191.93	0	0	0
050	009	Utility	MACRS 15	2023	050 Mid-States Division	Federal	009 1010 DIST Mains	V1988	MACRS 15	213228.45	203878.56	203878.56	0	0	0
050	009	Utility	ACE 22	2023	050 Mid-States Division	ACE	009 1010 DIST Mains	V1988	ACE 22 Net	213228.45	203878.55	203878.55	0	0	0
050	009	Utility	AMT 22	2023	050 Mid-States Division	AMT	009 1010 DIST Mains	V1988	AMT 22	213228.45	203878.55	203878.55	0	0	0
050	009	Utility	MACRS 15	2023	050 Mid-States Division	Federal	009 1010 DIST Mains	V1988	MACRS 15	224918.16	205805.69	205805.69	0	0	0
050	009	Utility	ACE 22	2023	050 Mid-States Division	ACE	009 1010 DIST Mains	V1988	ACE 22 Net	224918.16	205805.69	205805.69	0	0	0
050	009	Utility	AMT 22	2023	050 Mid-States Division	AMT	009 1010 DIST Mains	V1988	AMT 22	224918.16	205805.69	205805.69	0	0	0
050	009	Utility	MACRS 15	2023	050 Mid-States Division	Federal	009 1010 DIST Mains	V1988	MACRS 15	21477588.74	25491155.32	25491155.32	0	0	0
050	009	Utility	ACE 22	2023	050 Mid-States Division	ACE	009 1010 DIST Mains	V1988	ACE 22 Net	21477588.74	25491155.29	25491155.29	0	0	0
050	009	Utility	AMT 22	2023	050 Mid-States Division	AMT	009 1010 DIST Mains	V1988	AMT 22	21477588.74	25491155.29	25491155.29	0	0	0
050	009	Utility	MACRS 15	2023	050 Mid-States Division	Federal	009 1010 DIST Mains	V1988	MACRS 15	2738.14	2505.48	2505.48	0	0	0
050	009	Utility	ACE 22	2023	050 Mid-States Division	ACE	009 1010 DIST Mains	V1988	ACE 22 Net	2738.14	2505.48	2505.48	0	0	0
050	009	Utility	AMT 22	2023	050 Mid-States Division	AMT	009 1010 DIST Mains	V1988	AMT 22	2738.14	2505.48	2505.48	0	0	0
050	009	Utility	MACRS 15	2023	050 Mid-States Division	Federal	009 1010 DIST Meas, Reg Sta	V1988	MACRS 15	818744.07	874856.45	874856.45	0	0	0
050	009	Utility	ACE 22	2023	050 Mid-States Division	ACE	009 1010 DIST Meas, Reg Sta	V1988	ACE 22 Net	818744.07	874856.42	874856.42	0	0	0
050	009	Utility	AMT 22	2023	050 Mid-States Division	AMT	009 1010 DIST Meas, Reg Sta	V1988	AMT 22	818744.07	874856.42	874856.42	0	0	0
050	009	Utility	MACRS 15	2023	050 Mid-States Division	Federal	009 1010 DIST Meas, Reg Sta	V1988	MACRS 15	749617.52	772526.26	772526.26	0	0	0
050	009	Utility	ACE 22	2023	050 Mid-States Division	ACE	009 1010 DIST Meas, Reg Sta	V1988	ACE 22 Net	749617.52	772526.22	772526.22	0	0	0
050	009	Utility	AMT 22	2023	050 Mid-States Division	AMT	009 1010 DIST Meas, Reg Sta	V1988	AMT 22	749617.52	772526.22	772526.22	0	0	0
050	009	Utility	MACRS 15	2023	050 Mid-States Division	Federal	009 1010 DIST Meas, Reg Sta	V1988	MACRS 15	163478.46	136218.74	136218.74	0	0	0
050	009	Utility	ACE 22	2023	050 Mid-States Division	ACE	009 1010 DIST Meas, Reg Sta	V1988	ACE 22 Net	163478.46	136218.74	136218.74	0	0	0
050	009	Utility	AMT 22	2023	050 Mid-States Division	AMT	009 1010 DIST Meas, Reg Sta	V1988	AMT 22	163478.46	136218.74	136218.74	0	0	0
050	009	Utility	MACRS 15	2023	050 Mid-States Division	Federal	009 1010 DIST Meas, Reg Sta (Ind)	V1988	MACRS 15	953583.41	811474.56	811474.56	0	0	0
050	009	Utility	ACE 22	2023	050 Mid-States Division	ACE	009 1010 DIST Meas, Reg Sta (Ind)	V1988	ACE 22 Net	953583.41	811474.54	811474.54	0	0	0
050	009	Utility	AMT 22	2023	050 Mid-States Division	AMT	009 1010 DIST Meas, Reg Sta (Ind)	V1988	AMT 22	953583.41	811474.54	811474.54	0	0	0
050	009	Utility	MACRS 15	2023	050 Mid-States Division	Federal	009 1010 DIST Meters & Regs	V1988	MACRS 15	0	0	0	0	0	0
050	009	Utility	ACE 22	2023	050 Mid-States Division	ACE	009 1010 DIST Meters & Regs	V1988	ACE 22 Net	0	0	0	0	0	0
050	009	Utility	AMT 22	2023	050 Mid-States Division	AMT	009 1010 DIST Meters & Regs	V1988	AMT 22	0	0	0	0	0	0
050	009	Utility	MACRS 15	2023	050 Mid-States Division	Federal	009 1010 DIST Meters & Regs	V1988	MACRS 15	483188.56	1004201.65	1004201.65	0	0	0
050	009	Utility	ACE 22	2023	050 Mid-States Division	ACE	009 1010 DIST Meters & Regs	V1988	ACE 22 Net	483188.56	1004201.62	1004201.62	0	0	0
050	009	Utility	AMT 22	2023	050 Mid-States Division	AMT	009 1010 DIST Meters & Regs	V1988	AMT 22	483188.56	1004201.62	1004201.62	0	0	0
050	009	Utility	MACRS 15	2023	050 Mid-States Division	Federal	009 1010 DIST Services	V1988	MACRS 15	0	0	0	0	0	0
050	009	Utility	ACE 22	2023	050 Mid-States Division	ACE	009 1010 DIST Services	V1988	ACE 22 Net	0	0	0	0	0	0
050	009	Utility	AMT 22	2023	050 Mid-States Division	AMT	009 1010 DIST Services	V1988	AMT 22	0	0	0	0	0	0
050	009	Utility	MACRS 15	2023	050 Mid-States Division	Federal	009 1010 DIST Services	V1988	MACRS 15	8331840.96	13702388.83	13702388.83	0	0	0
050	009	Utility	ACE 22	2023	050 Mid-States Division	ACE	009 1010 DIST Services	V1988	ACE 22 Net	8331840.96	13702388.86	13702388.86	0	0	0
050	009	Utility	AMT 22	2023	050 Mid-States Division	AMT	009 1010 DIST Services	V1988	AMT 22	8331840.96	13702388.86	13702388.86	0	0	0
050	009	Utility	SL 3	2023	050 Mid-States Division	Federal	009 1010 GENL Communication	V1988	SL 3	0	0	0	0	0	0
050	009	Utility	MACRS 5	2023	050 Mid-States Division	Federal	009 1010 GENL Computers HW	V1988	MACRS 5	0	0	0	0	0	0
050	009	Utility	ACE 6	2023	050 Mid-States Division	ACE	009 1010 GENL Computers HW	V1988	ACE 6 Net	0	0	0	0	0	0
050	009	Utility	AMT 6	2023	050 Mid-States Division	AMT	009 1010 GENL Computers HW	V1988	AMT 6	0	0	0	0	0	0
050	009	Utility	SL 3	2023	050 Mid-States Division	Federal	009 1010 GENL Power Operated Equip	V1988	SL 3	0	0	0	0	0	0
050	009	Utility	MACRS 39	2023	050 Mid-States Division	Federal	009 1010 GENL Structures	V1988	MACRS 31.5 JUN	619325.3	541522.48	541522.48	0	0	0
050	009	Utility	ACE 40	2023	050 Mid-States Division	ACE	009 1010 GENL Structures	V1988	ACE 40 Net	619325.3	541522.48	467059.64	13538.83	0	0
050	009	Utility	AMT 40	2023	050 Mid-States Division	AMT	009 1010 GENL Structures	V1988	AMT 40	619325.3	541522.48	474373.71	12184.26	0	0
050	009	Utility	MACRS 39	2023	050 Mid-States Division	Federal	009 1010 GENL Structures	V1988	MACRS 31.5 JUN	169707.28	148387.84	148387.84	0	0	0
050	009	Utility	ACE 40	2023	050 Mid-States Division	ACE	009 1010 GENL Structures	V1988	ACE 40 Net	169707.28	148387.85	127983.56	3709.91	0	0
050	009	Utility	AMT 40	2023	050 Mid-States Division	AMT	009 1010 GENL Structures	V1988	AMT 40	169707.28	148387.85	129987.78	3338.73	0	0
050	009	Utility	MACRS 39	2023	050 Mid-States Division	Federal	009 1010 GENL Structures	V1988	MACRS 31.5 JUN	7461.49	6524.14	6524.14	0	0	0
050	009	Utility	ACE 40	2023	050 Mid-States Division	ACE	009 1010 GENL Structures	V1988	ACE 40 Net	7461.49	6524.14	5627.03	163.11	0	0
050	009	Utility	AMT 40	2023	050 Mid-States Division	AMT	009 1010 GENL Structures	V1988	AMT 40	7461.49	6524.14	5715.15	146.79	0	0
050	009	Utility	MACRS 39	2023	050 Mid-States Division	Federal	009 1010 GENL Structures	V1988	MACRS 31.5 JUN	1430.01	2417.68	2417.68	0	0	0
050	009	Utility	ACE 40	2023	050 Mid-States Division	ACE	009 1010 GENL Structures	V1988	ACE 40 Net	1430.01	2417.68	2085.23	60.45	0	0
050	009	Utility	AMT 40	2023	050 Mid-States Division	AMT	009 1010 GENL Structures	V1988	AMT 40	1430.01	2417.68	2117.89	54.4	0	0
050	009	Utility	MACRS 7	2023	050 Mid-States Division	Federal	009 1010 GENL Tools	V1988	MACRS 7	0	0	0	0	0	0
050	009	Utility	ACE 10	2023	050 Mid-States Division	ACE	009 1010 GENL Tools	V1988	ACE 10 Net	0	0	0	0	0	0
050	009	Utility	AMT 10	2023	050 Mid-States Division	AMT	009 1010 GENL Tools	V1988	AMT 10	0	0	0	0	0	0
050	009	Utility	MACRS 15	2023	050 Mid-States Division	Federal	009 1010 INTG Franchise & Consents	V1988	MACRS 15	106122.72	84382.31	84382.31	0	0	0

050	009	Utility	ACE 22	2023	050 Mid-States Division	ACE	009 1010 INTG Franchise & Consents	V1988	ACE 22 Net	106122.72	84382.31	84382.31	0	0	0
050	009	Utility	AMT 22	2023	050 Mid-States Division	AMT	009 1010 INTG Franchise & Consents	V1988	AMT 22	106122.72	84382.31	84382.31	0	0	0
050	009	Utility	MACRS 15	2023	050 Mid-States Division	Federal	009 1010 INTG Organization	V1988	MACRS 15	8329.72	6623.29	6623.29	0	0	0
050	009	Utility	ACE 22	2023	050 Mid-States Division	ACE	009 1010 INTG Organization	V1988	ACE 22 Net	8329.72	6623.29	6623.29	0	0	0
050	009	Utility	AMT 22	2023	050 Mid-States Division	AMT	009 1010 INTG Organization	V1988	AMT 22	8329.72	6623.29	6623.29	0	0	0
050	009	Utility	MACRS 7	2023	050 Mid-States Division	Federal	009 1010 STOR Equipment	V1988	MACRS 7	54406.01	42663.81	42663.81	0	0	0
050	009	Utility	ACE 14	2023	050 Mid-States Division	ACE	009 1010 STOR Equipment	V1988	ACE 14 Net	54406.01	42663.81	42663.81	0	0	0
050	009	Utility	AMT 14	2023	050 Mid-States Division	AMT	009 1010 STOR Equipment	V1988	AMT 14	54406.01	42663.81	42663.81	0	0	0
050	009	Utility	MACRS 7	2023	050 Mid-States Division	Federal	009 1010 STOR Land, Land Rights	V1988	MACRS 7	4012.69	3146.64	3146.64	0	0	0
050	009	Utility	ACE 14	2023	050 Mid-States Division	ACE	009 1010 STOR Land, Land Rights	V1988	ACE 14 Net	4012.69	3146.64	3146.64	0	0	0
050	009	Utility	AMT 14	2023	050 Mid-States Division	AMT	009 1010 STOR Land, Land Rights	V1988	AMT 14	4012.69	3146.64	3146.64	0	0	0
050	009	Utility	MACRS 7	2023	050 Mid-States Division	Federal	009 1010 STOR Leaseholds	V1988	MACRS 7	2449.24	1920.63	1920.63	0	0	0
050	009	Utility	ACE 14	2023	050 Mid-States Division	ACE	009 1010 STOR Leaseholds	V1988	ACE 14 Net	2449.24	1920.63	1920.63	0	0	0
050	009	Utility	AMT 14	2023	050 Mid-States Division	AMT	009 1010 STOR Leaseholds	V1988	AMT 14	2449.24	1920.63	1920.63	0	0	0
050	009	Utility	MACRS 7	2023	050 Mid-States Division	Federal	009 1010 STOR Lines	V1988	MACRS 7	145340.91	113972.64	113972.64	0	0	0
050	009	Utility	ACE 14	2023	050 Mid-States Division	ACE	009 1010 STOR Lines	V1988	ACE 14 Net	145340.91	113972.63	113972.63	0	0	0
050	009	Utility	AMT 14	2023	050 Mid-States Division	AMT	009 1010 STOR Lines	V1988	AMT 14	145340.91	113972.63	113972.63	0	0	0
050	009	Utility	MACRS 7	2023	050 Mid-States Division	Federal	009 1010 STOR Lines	V1988	MACRS 7	27856	21843.99	21843.99	0	0	0
050	009	Utility	ACE 14	2023	050 Mid-States Division	ACE	009 1010 STOR Lines	V1988	ACE 14 Net	27856	21843.99	21843.99	0	0	0
050	009	Utility	AMT 14	2023	050 Mid-States Division	AMT	009 1010 STOR Lines	V1988	AMT 14	27856	21843.99	21843.99	0	0	0
050	009	Utility	MACRS 7	2023	050 Mid-States Division	Federal	009 1010 STOR Meas & Reg Equip	V1988	MACRS 7	0	0	0	0	0	0
050	009	Utility	ACE 14	2023	050 Mid-States Division	ACE	009 1010 STOR Meas & Reg Equip	V1988	ACE 14 Net	0	0	0	0	0	0
050	009	Utility	AMT 14	2023	050 Mid-States Division	AMT	009 1010 STOR Meas & Reg Equip	V1988	AMT 14	0	0	0	0	0	0
050	009	Utility	MACRS 7	2023	050 Mid-States Division	Federal	009 1010 STOR Structures	V1988	MACRS 7	5359.54	4202.83	4202.83	0	0	0
050	009	Utility	ACE 14	2023	050 Mid-States Division	ACE	009 1010 STOR Structures	V1988	ACE 14 Net	5359.54	4202.83	4202.83	0	0	0
050	009	Utility	AMT 14	2023	050 Mid-States Division	AMT	009 1010 STOR Structures	V1988	AMT 14	5359.54	4202.83	4202.83	0	0	0
050	009	Utility	MACRS 7	2023	050 Mid-States Division	Federal	009 1010 STOR Structures	V1988	MACRS 7	8129.98	6375.33	6375.33	0	0	0
050	009	Utility	ACE 14	2023	050 Mid-States Division	ACE	009 1010 STOR Structures	V1988	ACE 14 Net	8129.98	6375.33	6375.33	0	0	0
050	009	Utility	AMT 14	2023	050 Mid-States Division	AMT	009 1010 STOR Structures	V1988	AMT 14	8129.98	6375.33	6375.33	0	0	0
050	009	Utility	MACRS 7	2023	050 Mid-States Division	Federal	009 1010 STOR Structures	V1988	MACRS 7	7893.06	6189.53	6189.53	0	0	0
050	009	Utility	ACE 14	2023	050 Mid-States Division	ACE	009 1010 STOR Structures	V1988	ACE 14 Net	7893.06	6189.53	6189.53	0	0	0
050	009	Utility	AMT 14	2023	050 Mid-States Division	AMT	009 1010 STOR Structures	V1988	AMT 14	7893.06	6189.53	6189.53	0	0	0
050	009	Utility	MACRS 7	2023	050 Mid-States Division	Federal	009 1010 STOR Wells	V1988	MACRS 7	73774.82	79757.91	79757.91	0	0	0
050	009	Utility	ACE 14	2023	050 Mid-States Division	ACE	009 1010 STOR Wells	V1988	ACE 14 Net	73774.82	79757.93	79757.93	0	0	0
050	009	Utility	AMT 14	2023	050 Mid-States Division	AMT	009 1010 STOR Wells	V1988	AMT 14	73774.82	79757.93	79757.93	0	0	0
050	009	Utility	MACRS 7	2023	050 Mid-States Division	Federal	009 1010 STOR Wells	V1988	MACRS 7	135696.13	106409.46	106409.46	0	0	0
050	009	Utility	ACE 14	2023	050 Mid-States Division	ACE	009 1010 STOR Wells	V1988	ACE 14 Net	135696.13	106409.46	106409.46	0	0	0
050	009	Utility	AMT 14	2023	050 Mid-States Division	AMT	009 1010 STOR Wells	V1988	AMT 14	135696.13	106409.46	106409.46	0	0	0
050	009	Utility	MACRS 15	2023	050 Mid-States Division	Federal	009 1010 TRAN Mains	V1988	MACRS 15	12124089.44	10965941.83	10965941.83	0	0	0
050	009	Utility	ACE 22	2023	050 Mid-States Division	ACE	009 1010 TRAN Mains	V1988	ACE 22 Net	12124089.44	10965941.83	10965941.83	0	0	0
050	009	Utility	AMT 22	2023	050 Mid-States Division	AMT	009 1010 TRAN Mains	V1988	AMT 22	12124089.44	10965941.83	10965941.83	0	0	0
050	009	Utility	MACRS 15	2023	050 Mid-States Division	Federal	009 1010 TRAN Mains	V1988	MACRS 15	149393.29	131390.43	131390.43	0	0	0
050	009	Utility	ACE 22	2023	050 Mid-States Division	ACE	009 1010 TRAN Mains	V1988	ACE 22 Net	149393.29	131390.43	131390.43	0	0	0
050	009	Utility	AMT 22	2023	050 Mid-States Division	AMT	009 1010 TRAN Mains	V1988	AMT 22	149393.29	131390.43	131390.43	0	0	0
050	009	Utility	MACRS 15	2023	050 Mid-States Division	Federal	009 1010 TRAN Meas, Reg Sta Equip	V1988	MACRS 15	851453.46	854881.1	854881.1	0	0	0
050	009	Utility	ACE 22	2023	050 Mid-States Division	ACE	009 1010 TRAN Meas, Reg Sta Equip	V1988	ACE 22 Net	851453.46	854881.12	854881.12	0	0	0
050	009	Utility	AMT 22	2023	050 Mid-States Division	AMT	009 1010 TRAN Meas, Reg Sta Equip	V1988	AMT 22	851453.46	854881.12	854881.12	0	0	0
050	009	Utility	MACRS 15	2023	050 Mid-States Division	Federal	009 1010 TRAN Structures	V1988	MACRS 15	4830	4142.46	4142.46	0	0	0
050	009	Utility	ACE 22	2023	050 Mid-States Division	ACE	009 1010 TRAN Structures	V1988	ACE 22 Net	4830	4142.46	4142.46	0	0	0
050	009	Utility	AMT 22	2023	050 Mid-States Division	AMT	009 1010 TRAN Structures	V1988	AMT 22	4830	4142.46	4142.46	0	0	0
050	009	Utility	MACRS 15	2023	050 Mid-States Division	Federal	009 1010 TRAN Structures	V1988	MACRS 15	62672.52	49833.37	49833.37	0	0	0
050	009	Utility	ACE 22	2023	050 Mid-States Division	ACE	009 1010 TRAN Structures	V1988	ACE 22 Net	62672.52	49833.37	49833.37	0	0	0
050	009	Utility	AMT 22	2023	050 Mid-States Division	AMT	009 1010 TRAN Structures	V1988	AMT 22	62672.52	49833.37	49833.37	0	0	0
050	009	Utility	MACRS 15	2023	050 Mid-States Division	Federal	009 1010 TRAN Structures	V1988	MACRS 15	508.68	404.48	404.48	0	0	0
050	009	Utility	ACE 22	2023	050 Mid-States Division	ACE	009 1010 TRAN Structures	V1988	ACE 22 Net	508.68	404.48	404.48	0	0	0
050	009	Utility	AMT 22	2023	050 Mid-States Division	AMT	009 1010 TRAN Structures	V1988	AMT 22	508.68	404.48	404.48	0	0	0
050	093	Utility	MACRS 7	2023	050 Mid-States Division	Federal	093 1010 DIST Mains	V1988	MACRS 7	0	0	0	0	0	0
050	093	Utility	ACE 14	2023	050 Mid-States Division	ACE	093 1010 DIST Mains	V1988	ACE 14 Net	0	0	0	0	0	0
050	093	Utility	AMT 14	2023	050 Mid-States Division	AMT	093 1010 DIST Mains	V1988	AMT 14	0	0	0	0	0	0
050	093	Utility	MACRS 20	2023	050 Mid-States Division	Federal	093 1010 DIST Services	V1988	MACRS 20	12609110.42	11815342.98	11815342.98	0	0	0
050	093	Utility	ACE 35	2023	050 Mid-States Division	ACE	093 1010 DIST Services	V1988	ACE 35 Net	12609110.42	11815342.99	11646534.64	168808.35	0	0
050	093	Utility	AMT 35	2023	050 Mid-States Division	AMT	093 1010 DIST Services	V1988	AMT 35	12609110.42	11815342.99	11663397.68	151945.31	0	0
050	093	Utility	SL 3	2023	050 Mid-States Division	Federal	093 1010 GENL Communication	V1988	SL 3	0	0	0	0	0	0
050	093	Utility	MACRS 5	2023	050 Mid-States Division	Federal	093 1010 TRAN Meas, Reg Sta Equip	V1988	MACRS 5	672197.02	656979.77	656979.77	0	0	0
050	093	Utility	ACE 10	2023	050 Mid-States Division	ACE	093 1010 TRAN Meas, Reg Sta Equip	V1988	ACE 10 Net	672197.02	656979.77	656979.77	0	0	0
050	093	Utility	AMT 10	2023	050 Mid-States Division	AMT	093 1010 TRAN Meas, Reg Sta Equip	V1988	AMT 10	672197.02	656979.77	656979.77	0	0	0
050	096	Utility	MACRS 20	2023	050 Mid-States Division	Federal	096 1010 DIST Mains	V1988	MACRS 20	0	0	0	0	0	0
050	096	Utility	ACE 35	2023	050 Mid-States Division	ACE	096 1010 DIST Mains	V1988	ACE 35 Net	0	0	0	0	0	0
050	096	Utility	AMT 35	2023	050 Mid-States Division	AMT	096 1010 DIST Mains	V1988	AMT 35	0	0	0	0	0	0
050	096	Utility	MACRS 20	2023	050 Mid-States Division	Federal	096 1010 DIST Mains	V1988	MACRS 20	0	0	0	0	0	0
050	096	Utility	ACE 35	2023	050 Mid-States Division	ACE	096 1010 DIST Mains	V1988	ACE 35 Net	0	0	0	0	0	0
050	096	Utility	AMT 35	2023	050 Mid-States Division	AMT	096 1010 DIST Mains	V1988	AMT 35	0	0	0	0	0	0
050	096	Utility	SL 3	2023	050 Mid-States Division	Federal	096 1010 GENL Communication	V1988	SL 3	0	2843.61	2843.61	0	0	0
050	009	Utility	MACRS 20	2023	050 Mid-States Division	Federal	009 1010 DIST Equipment	V1989	MACRS 20	0	0	0	0	0	0
050	009	Utility	ACE 35	2023	050 Mid-States Division	ACE	009 1010 DIST Equipment	V1989	ACE 35 Net	0	0	0	0	0	0
050	009	Utility	AMT 35	2023	050 Mid-States Division	AMT	009 1010 DIST Equipment	V1989	AMT 35	0	0	0	0	0	0
050	009	Utility	MACRS 7	2023	050 Mid-States Division	Federal	009 1010 DIST Mains	V1989	MACRS 7	0	0	0	0	0	0
050	009	Utility	ACE 14	2023	050 Mid-States Division	ACE	009 1010 DIST Mains	V1989	ACE 14 Net	0	0	0	0	0	0
050	009	Utility	AMT 14	2023	050 Mid-States Division	AMT	009 1010 DIST Mains	V1989	AMT 14	0	0	0	0	0	0
050	009	Utility	MACRS 15	2023	050 Mid-States Division	Federal	009 1010 DIST Mains	V1989	MACRS 15	3709031.96	3245785.14	3245785.14	0	0	0
050	009	Utility	ACE 22	2023	050 Mid-States Division	ACE	009 1010 DIST Mains	V1989	ACE 22 Net	3709031.96	3245785.13	3245785.13	0	0	0
050	009	Utility	AMT 22	2023	050 Mid-States Division	AMT	009 1010 DIST Mains	V1989	AMT 22	3709031.96	3245785.13	3245785.13	0	0	0
050	009	Utility	MACRS 7	2023	050 Mid-States Division	Federal	009 1010 DIST Mains	V1989	MACRS 7	0	0	0	0	0	0
050	009	Utility	ACE 14	2023	050 Mid-States Division	ACE	009 1010 DIST Mains	V1989	ACE 14 Net	0	0	0	0	0	0
050	009	Utility	AMT 14	2023	050 Mid-States Division	AMT	009 1010 DIST Mains	V1989	AMT 14	0	0	0	0	0	0
050	009	Utility	MACRS 15	2023	050 Mid-States Division	Federal	009 1010 DIST Meas, Reg Sta (Ind)	V1989	MACRS 15	145912.19	116020.52	116020.52	0	0	0
050	009	Utility	ACE 22	2023	050 Mid-States Division	ACE	009 1010 DIST Meas, Reg Sta (Ind)	V1989	ACE 22 Net	145912.19	116020.52	116020.52	0	0	0
050	009	Utility	AMT 22	2023	050 Mid-States Division	AMT	009 1010 DIST Meas, Reg Sta (Ind)	V1989	AMT 22	145912.19	116020.52	116020.52	0	0	0
050	009	Utility	MACRS 15	2023	050 Mid-States Division	Federal	009 1010 DIST Meters & Regs	V1989	MACRS 15	0	0	0	0	0	0
050	009	Utility	ACE 22	2023	050 Mid-States Division	ACE	009 1010 DIST Meters & Regs	V1989	ACE 22 Net	0	0	0	0	0	0
050	009	Utility	AMT 22	2023	050 Mid-States Division	AMT	009 1010 DIST Meters & Regs	V1989	AMT 22	0	0	0	0	0	0
050	009	Utility	MACRS 15	2023	050 Mid-States Division	Federal	009 1010 DIST Meters & Regs	V1989	MACRS 15	262768.04	719078.78	719078.78	0	0	0

050	009	Utility	ACE 22	2023	050 Mid-States Division	ACE	009 1010 DIST Meters & Regs	V1989	ACE 22 Net	262768.04	719078.79	719078.79	0	0	0
050	009	Utility	AMT 22	2023	050 Mid-States Division	AMT	009 1010 DIST Meters & Regs	V1989	AMT 22	262768.04	719078.79	719078.79	0	0	0
050	009	Utility	MACRS 15	2023	050 Mid-States Division	Federal	009 1010 DIST Services	V1989	MACRS 15	0	0	0	0	0	0
050	009	Utility	ACE 22	2023	050 Mid-States Division	ACE	009 1010 DIST Services	V1989	ACE 22 Net	0	0	0	0	0	0
050	009	Utility	AMT 22	2023	050 Mid-States Division	AMT	009 1010 DIST Services	V1989	AMT 22	0	0	0	0	0	0
050	009	Utility	MACRS 20	2023	050 Mid-States Division	Federal	009 1010 DIST Services	V1989	MACRS 20	0	0	0	0	0	0
050	009	Utility	ACE 35	2023	050 Mid-States Division	ACE	009 1010 DIST Services	V1989	ACE 35 Net	0	0	0	0	0	0
050	009	Utility	AMT 35	2023	050 Mid-States Division	AMT	009 1010 DIST Services	V1989	AMT 35	0	0	0	0	0	0
050	009	Utility	NONE	2023	050 Mid-States Division	Federal	009 1010 GENL Communication	V1989	NONE	7948	0	0	0	0	0
050	009	Utility	NONE	2023	050 Mid-States Division	State No E	009 1010 GENL Communication	V1989	NONE	7948	0	0	0	0	0
050	009	Utility	MACRS 5	2023	050 Mid-States Division	Federal	009 1010 GENL Computers HW	V1989	MACRS 5	0	0	0	0	0	0
050	009	Utility	ACE 6	2023	050 Mid-States Division	ACE	009 1010 GENL Computers HW	V1989	ACE 6 Net	0	0	0	0	0	0
050	009	Utility	AMT 6	2023	050 Mid-States Division	AMT	009 1010 GENL Computers HW	V1989	AMT 6	0	0	0	0	0	0
050	009	Utility	MACRS 7	2023	050 Mid-States Division	Federal	009 1010 GENL Equipment	V1989	MACRS 7	0	0	0	0	0	0
050	009	Utility	ACE 10	2023	050 Mid-States Division	ACE	009 1010 GENL Equipment	V1989	ACE 10 Net	0	0	0	0	0	0
050	009	Utility	AMT 10	2023	050 Mid-States Division	AMT	009 1010 GENL Equipment	V1989	AMT 10	0	0	0	0	0	0
050	009	Utility	MACRS 7	2023	050 Mid-States Division	Federal	009 1010 GENL Equipment	V1989	MACRS 7	0	0	0	0	0	0
050	009	Utility	ACE 10	2023	050 Mid-States Division	ACE	009 1010 GENL Equipment	V1989	ACE 10 Net	0	0	0	0	0	0
050	009	Utility	AMT 10	2023	050 Mid-States Division	AMT	009 1010 GENL Equipment	V1989	AMT 10	0	0	0	0	0	0
050	009	Utility	MACRS 7	2023	050 Mid-States Division	Federal	009 1010 GENL Misc	V1989	MACRS 7	0	0	0	0	0	0
050	009	Utility	ACE 10	2023	050 Mid-States Division	ACE	009 1010 GENL Misc	V1989	ACE 10 Net	0	0	0	0	0	0
050	009	Utility	AMT 10	2023	050 Mid-States Division	AMT	009 1010 GENL Misc	V1989	AMT 10	0	0	0	0	0	0
050	009	Utility	MACRS 7	2023	050 Mid-States Division	Federal	009 1010 GENL Office 7	V1989	MACRS 7	0	-0.01	-0.01	0	0	0
050	009	Utility	ACE 10	2023	050 Mid-States Division	ACE	009 1010 GENL Office 7	V1989	ACE 10 Net	0	0	0	0	0	0
050	009	Utility	AMT 10	2023	050 Mid-States Division	AMT	009 1010 GENL Office 7	V1989	AMT 10	0	0	0	0	0	0
050	009	Utility	MACRS 7	2023	050 Mid-States Division	Federal	009 1010 GENL Office 7	V1989	MACRS 7	0	0	0	0	0	0
050	009	Utility	ACE 10	2023	050 Mid-States Division	ACE	009 1010 GENL Office 7	V1989	ACE 10 Net	0	0	0	0	0	0
050	009	Utility	AMT 10	2023	050 Mid-States Division	AMT	009 1010 GENL Office 7	V1989	AMT 10	0	0	0	0	0	0
050	009	Utility	MACRS 7	2023	050 Mid-States Division	Federal	009 1010 GENL Power Operated Equip	V1989	MACRS 7	0	0	0	0	0	0
050	009	Utility	ACE 10	2023	050 Mid-States Division	ACE	009 1010 GENL Power Operated Equip	V1989	ACE 10 Net	0	0	0	0	0	0
050	009	Utility	AMT 10	2023	050 Mid-States Division	AMT	009 1010 GENL Power Operated Equip	V1989	AMT 10	0	0	0	0	0	0
050	009	Utility	MACRS 7	2023	050 Mid-States Division	Federal	009 1010 GENL Tools	V1989	MACRS 7	0	-0.02	-0.02	0	0	0
050	009	Utility	ACE 10	2023	050 Mid-States Division	ACE	009 1010 GENL Tools	V1989	ACE 10 Net	0	0	0	0	0	0
050	009	Utility	AMT 10	2023	050 Mid-States Division	AMT	009 1010 GENL Tools	V1989	AMT 10	0	0	0	0	0	0
050	009	Utility	MACRS 7	2023	050 Mid-States Division	Federal	009 1010 GENL Tools	V1989	MACRS 7	0	0	0	0	0	0
050	009	Utility	ACE 10	2023	050 Mid-States Division	ACE	009 1010 GENL Tools	V1989	ACE 10 Net	0	0	0	0	0	0
050	009	Utility	AMT 10	2023	050 Mid-States Division	AMT	009 1010 GENL Tools	V1989	AMT 10	0	0	0	0	0	0
050	009	Utility	MACRS 7	2023	050 Mid-States Division	Federal	009 1010 STOR Equipment	V1989	MACRS 7	0	0.45	0.45	0	0	0
050	009	Utility	ACE 14	2023	050 Mid-States Division	ACE	009 1010 STOR Equipment	V1989	ACE 14 Net	0	0.46	0.46	0	0	0
050	009	Utility	AMT 14	2023	050 Mid-States Division	AMT	009 1010 STOR Equipment	V1989	AMT 14	0	0.46	0.46	0	0	0
050	009	Utility	MACRS 7	2023	050 Mid-States Division	Federal	009 1010 STOR Meas & Reg Equip	V1989	MACRS 7	0	-0.01	-0.01	0	0	0
050	009	Utility	ACE 14	2023	050 Mid-States Division	ACE	009 1010 STOR Meas & Reg Equip	V1989	ACE 14 Net	0	0	0	0	0	0
050	009	Utility	AMT 14	2023	050 Mid-States Division	AMT	009 1010 STOR Meas & Reg Equip	V1989	AMT 14	0	0	0	0	0	0
050	009	Utility	MACRS 7	2023	050 Mid-States Division	Federal	009 1010 STOR Wells	V1989	MACRS 7	242516.89	190175.56	190175.56	0	0	0
050	009	Utility	ACE 14	2023	050 Mid-States Division	ACE	009 1010 STOR Wells	V1989	ACE 14 Net	242516.89	190175.56	190175.56	0	0	0
050	009	Utility	AMT 14	2023	050 Mid-States Division	AMT	009 1010 STOR Wells	V1989	AMT 14	242516.89	190175.56	190175.56	0	0	0
050	009	Utility	MACRS 7	2023	050 Mid-States Division	Federal	009 1010 STOR Wells	V1989	MACRS 7	61445.05	48183.64	48183.64	0	0	0
050	009	Utility	ACE 14	2023	050 Mid-States Division	ACE	009 1010 STOR Wells	V1989	ACE 14 Net	61445.05	48183.64	48183.64	0	0	0
050	009	Utility	AMT 14	2023	050 Mid-States Division	AMT	009 1010 STOR Wells	V1989	AMT 14	61445.05	48183.64	48183.64	0	0	0
050	009	Utility	MACRS 7	2023	050 Mid-States Division	Federal	009 1010 TRAN Mains	V1989	MACRS 7	0	0	0	0	0	0
050	009	Utility	ACE 14	2023	050 Mid-States Division	ACE	009 1010 TRAN Mains	V1989	ACE 14 Net	0	0	0	0	0	0
050	009	Utility	AMT 14	2023	050 Mid-States Division	AMT	009 1010 TRAN Mains	V1989	AMT 14	0	0	0	0	0	0
050	009	Utility	MACRS 7	2023	050 Mid-States Division	Federal	009 1010 TRAN Mains	V1989	MACRS 7	0	0	0	0	0	0
050	009	Utility	ACE 14	2023	050 Mid-States Division	ACE	009 1010 TRAN Mains	V1989	ACE 14 Net	0	0	0	0	0	0
050	009	Utility	AMT 14	2023	050 Mid-States Division	AMT	009 1010 TRAN Mains	V1989	AMT 14	0	0	0	0	0	0
050	009	Utility	MACRS 15	2023	050 Mid-States Division	Federal	009 1010 TRAN Mains	V1989	MACRS 15	51952.61	43105.48	43105.48	0	0	0
050	009	Utility	ACE 22	2023	050 Mid-States Division	ACE	009 1010 TRAN Mains	V1989	ACE 22 Net	51952.61	43105.48	43105.48	0	0	0
050	009	Utility	AMT 22	2023	050 Mid-States Division	AMT	009 1010 TRAN Mains	V1989	AMT 22	51952.61	43105.48	43105.48	0	0	0
050	009	Utility	MACRS 7	2023	050 Mid-States Division	Federal	009 1010 TRAN Mains	V1989	MACRS 7	0	0	0	0	0	0
050	009	Utility	ACE 14	2023	050 Mid-States Division	ACE	009 1010 TRAN Mains	V1989	ACE 14 Net	0	0	0	0	0	0
050	009	Utility	AMT 14	2023	050 Mid-States Division	AMT	009 1010 TRAN Mains	V1989	AMT 14	0	0	0	0	0	0
050	009	Utility	MACRS 15	2023	050 Mid-States Division	Federal	009 1010 TRAN Mains	V1989	MACRS 15	656047.83	545331.11	545331.11	0	0	0
050	009	Utility	ACE 22	2023	050 Mid-States Division	ACE	009 1010 TRAN Mains	V1989	ACE 22 Net	656047.83	545331.1	545331.1	0	0	0
050	009	Utility	AMT 22	2023	050 Mid-States Division	AMT	009 1010 TRAN Mains	V1989	AMT 22	656047.83	545331.1	545331.1	0	0	0
050	009	Utility	MACRS 7	2023	050 Mid-States Division	Federal	009 1010 TRAN Meas, Reg Sta Equip	V1989	MACRS 7	0	0	0	0	0	0
050	009	Utility	ACE 14	2023	050 Mid-States Division	ACE	009 1010 TRAN Meas, Reg Sta Equip	V1989	ACE 14 Net	0	0	0	0	0	0
050	009	Utility	AMT 14	2023	050 Mid-States Division	AMT	009 1010 TRAN Meas, Reg Sta Equip	V1989	AMT 14	0	0	0	0	0	0
050	009	Utility	MACRS 15	2023	050 Mid-States Division	Federal	009 1010 TRAN Structures	V1989	MACRS 15	101.82	80.96	80.96	0	0	0
050	009	Utility	ACE 22	2023	050 Mid-States Division	ACE	009 1010 TRAN Structures	V1989	ACE 22 Net	101.82	80.96	80.96	0	0	0
050	009	Utility	AMT 22	2023	050 Mid-States Division	AMT	009 1010 TRAN Structures	V1989	AMT 22	101.82	80.96	80.96	0	0	0
050	091	Utility	MACRS 5	2023	050 Mid-States Division	Federal	091 1010 GENL Computers HW	V1989	MACRS 5	0	0	0	0	0	0
050	091	Utility	ACE 6	2023	050 Mid-States Division	ACE	091 1010 GENL Computers HW	V1989	ACE 6 Net	0	0	0	0	0	0
050	091	Utility	AMT 6	2023	050 Mid-States Division	AMT	091 1010 GENL Computers HW	V1989	AMT 6	0	0	0	0	0	0
050	091	Utility	MACRS 5	2023	050 Mid-States Division	Federal	091 1010 GENL Computers HW	V1989	MACRS 5	0	0	0	0	0	0
050	091	Utility	ACE 6	2023	050 Mid-States Division	ACE	091 1010 GENL Computers HW	V1989	ACE 6 Net	0	0	0	0	0	0
050	091	Utility	AMT 6	2023	050 Mid-States Division	AMT	091 1010 GENL Computers HW	V1989	AMT 6	0	0	0	0	0	0
050	093	Utility	MACRS 20	2023	050 Mid-States Division	Federal	093 1010 DIST Mains	V1989	MACRS 20	991440.92	3187293.6	3187293.6	0	0	0
050	093	Utility	ACE 35	2023	050 Mid-States Division	ACE	093 1010 DIST Mains	V1989	ACE 35 Net	991440.92	3187293.58	3050683.53	91073.82	0	0
050	093	Utility	AMT 35	2023	050 Mid-States Division	AMT	093 1010 DIST Mains	V1989	AMT 35	991440.92	3187293.58	3064359.67	81945.32	0	0
050	093	Utility	MACRS 7	2023	050 Mid-States Division	Federal	093 1010 GENL Equipment	V1989	MACRS 7	4081	4030.69	4030.69	0	0	0
050	093	Utility	ACE 10	2023	050 Mid-States Division	ACE	093 1010 GENL Equipment	V1989	ACE 10 Net	4081	4030.69	4030.69	0	0	0
050	093	Utility	AMT 10	2023	050 Mid-States Division	AMT	093 1010 GENL Equipment	V1989	AMT 10	4081	4030.69	4030.69	0	0	0
050	093	Utility	MACRS 39	2023	050 Mid-States Division	Federal	093 1010 GENL Structures	V1989	MACRS 31.5 JUN	266817.28	300022.75	300022.75	0	0	0
050	093	Utility	ACE 40	2023	050 Mid-States Division	ACE	093 1010 GENL Structures	V1989	ACE 40 Net	266817.28	300022.75	251267.47	7107.38	0	-4717.8
050	093	Utility	AMT 40	2023	050 Mid-States Division	AMT	093 1010 GENL Structures	V1989	AMT 40	266817.28	300022.75	256039.41	6425.12	0	-4255.3
050	093	Utility	MACRS 5	2023	050 Mid-States Division	Federal	093 1010 GENL Transportation	V1989	MACRS 5	0.51	0.48	0.48	0	0	0
050	093	Utility	ACE 4	2023	050 Mid-States Division	ACE	093 1010 GENL Transportation	V1989	ACE 4 Net	0.51	0.5	0.5	0	0	0
050	093	Utility	AMT 4	2023	050 Mid-States Division	AMT	093 1010 GENL Transportation	V1989	AMT 4	0.51	0.5	0.5	0	0	0
050	093	Utility	MACRS 5	2023	050 Mid-States Division	Federal	093 1010 TRAN Meas, Reg Sta Equip	V1989	MACRS 5	755557.66	738453.29	738453.29	0	0	0
050	093	Utility	ACE 10	2023	050 Mid-States Division	ACE	093 1010 TRAN Meas, Reg Sta Equip	V1989	ACE 10 Net	755557.66	738453.29	738453.29	0	0	0
050	093	Utility	AMT 10	2023	050 Mid-States Division	AMT	093 1010 TRAN Meas, Reg Sta Equip	V1989	AMT 10	755557.66	738453.29	738453.29	0	0	0
050	096	Utility	MACRS 20	2023	050 Mid-States Division	Federal	096 1010 DIST Equipment	V1989	MACRS 20	0	0	0	0	0	0

050	096	Utility	ACE 35	2023	050 Mid-States Division	ACE	096 1010 DIST Equipment	V1989	ACE 35 Net	0	0	0	0	0	0
050	096	Utility	AMT 35	2023	050 Mid-States Division	AMT	096 1010 DIST Equipment	V1989	AMT 35	0	0	0	0	0	0
050	096	Utility	MACRS 20	2023	050 Mid-States Division	Federal	096 1010 DIST Meas, Reg Sta	V1989	MACRS 20	131499.49	780618.75	780618.75	0	0	0
050	096	Utility	ACE 35	2023	050 Mid-States Division	ACE	096 1010 DIST Meas, Reg Sta	V1989	ACE 35 Net	131499.49	780618.75	747160.78	22305.42	0	0
050	096	Utility	AMT 35	2023	050 Mid-States Division	AMT	096 1010 DIST Meas, Reg Sta	V1989	AMT 35	131499.49	780618.75	750510.28	20069.71	0	0
050	096	Utility	MACRS 7	2023	050 Mid-States Division	Federal	096 1010 GENL Misc	V1989	MACRS 7	0	0	0	0	0	0
050	096	Utility	ACE 10	2023	050 Mid-States Division	ACE	096 1010 GENL Misc	V1989	ACE 10 Net	0	0	0	0	0	0
050	096	Utility	AMT 10	2023	050 Mid-States Division	AMT	096 1010 GENL Misc	V1989	AMT 10	0	0	0	0	0	0
050	096	Utility	MACRS 20	2023	050 Mid-States Division	Federal	096 1010 GENL Tools	V1989	MACRS 20	3725.58	3460.72	3460.72	0	0	0
050	096	Utility	ACE 35	2023	050 Mid-States Division	ACE	096 1010 GENL Tools	V1989	ACE 35 Net	3725.58	3460.72	3312.39	98.89	0	0
050	096	Utility	AMT 35	2023	050 Mid-States Division	AMT	096 1010 GENL Tools	V1989	AMT 35	3725.58	3460.72	3327.25	88.98	0	0
050	096	Utility	MACRS 7	2023	050 Mid-States Division	Federal	096 1010 PROD Equipment	V1989	MACRS 7	0	0	0	0	0	0
050	096	Utility	ACE 14	2023	050 Mid-States Division	ACE	096 1010 PROD Equipment	V1989	ACE 14 Net	0	0	0	0	0	0
050	096	Utility	AMT 14	2023	050 Mid-States Division	AMT	096 1010 PROD Equipment	V1989	AMT 14	0	0	0	0	0	0
050	009	Utility	MACRS 5	2023	050 Mid-States Division	Federal	009 1010 DIST Equipment	V1990	MACRS 5	29872.42	30015.03	30015.03	0	0	0
050	009	Utility	ACE 10	2023	050 Mid-States Division	ACE	009 1010 DIST Equipment	V1990	ACE 10 Net	29872.42	30015.04	30015.04	0	0	0
050	009	Utility	AMT 10	2023	050 Mid-States Division	AMT	009 1010 DIST Equipment	V1990	AMT 10	29872.42	30015.04	30015.04	0	0	0
050	009	Utility	MACRS 5	2023	050 Mid-States Division	Federal	009 1010 DIST Equipment	V1990	MACRS 5	37156.29	37156.29	37156.29	0	0	0
050	009	Utility	ACE 6	2023	050 Mid-States Division	ACE	009 1010 DIST Equipment	V1990	ACE 6 Net	37156.29	37156.29	37156.29	0	0	0
050	009	Utility	AMT 6	2023	050 Mid-States Division	AMT	009 1010 DIST Equipment	V1990	AMT 6	37156.29	37156.29	37156.29	0	0	0
050	009	Utility	MACRS 7	2023	050 Mid-States Division	Federal	009 1010 DIST Equipment	V1990	MACRS 7	8971.64	7035.34	7035.34	0	0	0
050	009	Utility	ACE 10	2023	050 Mid-States Division	ACE	009 1010 DIST Equipment	V1990	ACE 10 Net	8971.64	7035.34	7035.34	0	0	0
050	009	Utility	AMT 10	2023	050 Mid-States Division	AMT	009 1010 DIST Equipment	V1990	AMT 10	8971.64	7035.34	7035.34	0	0	0
050	009	Utility	NONE	2023	050 Mid-States Division	Federal	009 1010 DIST Land, Land Rights	V1990	NONE	210.63	210.63	0	0	0	0
050	009	Utility	MACRS 7	2023	050 Mid-States Division	Federal	009 1010 DIST Mains	V1990	MACRS 7	0	0	0	0	0	0
050	009	Utility	ACE 14	2023	050 Mid-States Division	ACE	009 1010 DIST Mains	V1990	ACE 14 Net	0	0	0	0	0	0
050	009	Utility	AMT 14	2023	050 Mid-States Division	AMT	009 1010 DIST Mains	V1990	AMT 14	0	0	0	0	0	0
050	009	Utility	MACRS 15	2023	050 Mid-States Division	Federal	009 1010 DIST Mains	V1990	MACRS 15	0	0	0	0	0	0
050	009	Utility	ACE 22	2023	050 Mid-States Division	ACE	009 1010 DIST Mains	V1990	ACE 22 Net	0	0	0	0	0	0
050	009	Utility	AMT 22	2023	050 Mid-States Division	AMT	009 1010 DIST Mains	V1990	AMT 22	0	0	0	0	0	0
050	009	Utility	SL 22	2023	050 Mid-States Division	Federal	009 1010 DIST Mains	V1990	SL 22	0	0	0	0	0	0
050	009	Utility	MACRS 15	2023	050 Mid-States Division	Federal	009 1010 DIST Meas, Reg Sta	V1990	MACRS 15	0	0	0	0	0	0
050	009	Utility	ACE 22	2023	050 Mid-States Division	ACE	009 1010 DIST Meas, Reg Sta	V1990	ACE 22 Net	0	0	0	0	0	0
050	009	Utility	AMT 22	2023	050 Mid-States Division	AMT	009 1010 DIST Meas, Reg Sta	V1990	AMT 22	0	0	0	0	0	0
050	009	Utility	MACRS 15	2023	050 Mid-States Division	Federal	009 1010 DIST Meters & Regs	V1990	MACRS 15	453642.3	899692.65	899692.65	0	0	0
050	009	Utility	ACE 22	2023	050 Mid-States Division	ACE	009 1010 DIST Meters & Regs	V1990	ACE 22 Net	453642.3	899692.65	899692.65	0	0	0
050	009	Utility	AMT 22	2023	050 Mid-States Division	AMT	009 1010 DIST Meters & Regs	V1990	AMT 22	453642.3	899692.65	899692.65	0	0	0
050	009	Utility	MACRS 15	2023	050 Mid-States Division	Federal	009 1010 DIST Meters & Regs	V1990	MACRS 15	0	0	0	0	0	0
050	009	Utility	ACE 22	2023	050 Mid-States Division	ACE	009 1010 DIST Meters & Regs	V1990	ACE 22 Net	0	0	0	0	0	0
050	009	Utility	AMT 22	2023	050 Mid-States Division	AMT	009 1010 DIST Meters & Regs	V1990	AMT 22	0	0	0	0	0	0
050	009	Utility	MACRS 15	2023	050 Mid-States Division	Federal	009 1010 DIST Meters & Regs	V1990	MACRS 15	2217223.67	3089457.87	3089457.87	0	0	0
050	009	Utility	ACE 22	2023	050 Mid-States Division	ACE	009 1010 DIST Meters & Regs	V1990	ACE 22 Net	2217223.67	3089457.85	3089457.85	0	0	0
050	009	Utility	AMT 22	2023	050 Mid-States Division	AMT	009 1010 DIST Meters & Regs	V1990	AMT 22	2217223.67	3089457.85	3089457.85	0	0	0
050	009	Utility	MACRS 5	2023	050 Mid-States Division	Federal	009 1010 DIST Misc	V1990	MACRS 5	153471	149996.71	149996.71	0	0	0
050	009	Utility	AMT 4	2023	050 Mid-States Division	AMT	009 1010 DIST Misc	V1990	AMT 4	153471	149996.72	149996.72	0	0	0
050	009	Utility	MACRS 15	2023	050 Mid-States Division	Federal	009 1010 DIST Services	V1990	MACRS 15	0	0	0	0	0	0
050	009	Utility	ACE 22	2023	050 Mid-States Division	ACE	009 1010 DIST Services	V1990	ACE 22 Net	0	0	0	0	0	0
050	009	Utility	AMT 22	2023	050 Mid-States Division	AMT	009 1010 DIST Services	V1990	AMT 22	0	0	0	0	0	0
050	009	Utility	MACRS 5	2023	050 Mid-States Division	Federal	009 1010 GENL Communication	V1990	MACRS 5	0.51	0.51	0.51	0	0	0
050	009	Utility	ACE 6	2023	050 Mid-States Division	ACE	009 1010 GENL Communication	V1990	ACE 6 Net	0.51	0.51	0.51	0	0	0
050	009	Utility	AMT 6	2023	050 Mid-States Division	AMT	009 1010 GENL Communication	V1990	AMT 6	0.51	0.51	0.51	0	0	0
050	009	Utility	MACRS 5	2023	050 Mid-States Division	Federal	009 1010 GENL Computers HW	V1990	MACRS 5	0	0	0	0	0	0
050	009	Utility	ACE 6	2023	050 Mid-States Division	ACE	009 1010 GENL Computers HW	V1990	ACE 6 Net	0	0	0	0	0	0
050	009	Utility	AMT 6	2023	050 Mid-States Division	AMT	009 1010 GENL Computers HW	V1990	AMT 6	0	0	0	0	0	0
050	009	Utility	MACRS 5	2023	050 Mid-States Division	Federal	009 1010 GENL Computers HW	V1990	MACRS 5	0	0	0	0	0	0
050	009	Utility	ACE 6	2023	050 Mid-States Division	ACE	009 1010 GENL Computers HW	V1990	ACE 6 Net	0	0	0	0	0	0
050	009	Utility	AMT 6	2023	050 Mid-States Division	AMT	009 1010 GENL Computers HW	V1990	AMT 6	0	0	0	0	0	0
050	009	Utility	MACRS 7	2023	050 Mid-States Division	Federal	009 1010 GENL Misc	V1990	MACRS 7	0	0	0	0	0	0
050	009	Utility	ACE 10	2023	050 Mid-States Division	ACE	009 1010 GENL Misc	V1990	ACE 10 Net	0	0	0	0	0	0
050	009	Utility	AMT 10	2023	050 Mid-States Division	AMT	009 1010 GENL Misc	V1990	AMT 10	0	0	0	0	0	0
050	009	Utility	MACRS 39	2023	050 Mid-States Division	Federal	009 1010 GENL Structures	V1990	MACRS 31.5 JUN	75065.88	65635.72	65635.72	0	0	0
050	009	Utility	ACE 40	2023	050 Mid-States Division	ACE	009 1010 GENL Structures	V1990	ACE 40 Net	75065.88	65635.72	53328.56	1641.04	0	0
050	009	Utility	AMT 40	2023	050 Mid-States Division	AMT	009 1010 GENL Structures	V1990	AMT 40	75065.88	65635.72	54536.71	1476.8	0	0
050	009	Utility	MACRS 7	2023	050 Mid-States Division	Federal	009 1010 GENL Tools	V1990	MACRS 7	0	0	0	0	0	0
050	009	Utility	ACE 10	2023	050 Mid-States Division	ACE	009 1010 GENL Tools	V1990	ACE 10 Net	0	0	0	0	0	0
050	009	Utility	AMT 10	2023	050 Mid-States Division	AMT	009 1010 GENL Tools	V1990	AMT 10	0	0	0	0	0	0
050	009	Utility	MACRS 5	2023	050 Mid-States Division	Federal	009 1010 GENL Transportation	V1990	MACRS 5	0	0	0	0	0	0
050	009	Utility	ACE 4	2023	050 Mid-States Division	ACE	009 1010 GENL Transportation	V1990	ACE 4 Net	0	0	0	0	0	0
050	009	Utility	AMT 4	2023	050 Mid-States Division	AMT	009 1010 GENL Transportation	V1990	AMT 4	0	0	0	0	0	0
050	009	Utility	MACRS 5	2023	050 Mid-States Division	Federal	009 1010 GENL Transportation	V1990	MACRS 5	-10780.14	-10831.62	-10831.62	0	0	0
050	009	Utility	ACE 4	2023	050 Mid-States Division	ACE	009 1010 GENL Transportation	V1990	ACE 4 Net	-10780.14	-10831.62	-10831.62	0	0	0
050	009	Utility	AMT 4	2023	050 Mid-States Division	AMT	009 1010 GENL Transportation	V1990	AMT 4	-10780.14	-10831.62	-10831.62	0	0	0
050	009	Utility	MACRS 15	2023	050 Mid-States Division	Federal	009 1010 INTG Franchise & Consents	V1990	MACRS 15	10712.15	8517.66	8517.66	0	0	0
050	009	Utility	ACE 22	2023	050 Mid-States Division	ACE	009 1010 INTG Franchise & Consents	V1990	ACE 22 Net	10712.15	8517.66	8517.66	0	0	0
050	009	Utility	AMT 22	2023	050 Mid-States Division	AMT	009 1010 INTG Franchise & Consents	V1990	AMT 22	10712.15	8517.66	8517.66	0	0	0
050	009	Utility	MACRS 7	2023	050 Mid-States Division	Federal	009 1010 STOR Equipment	V1990	MACRS 7	85282.98	66876.75	66876.75	0	0	0
050	009	Utility	ACE 14	2023	050 Mid-States Division	ACE	009 1010 STOR Equipment	V1990	ACE 14 Net	85282.98	66876.75	66876.75	0	0	0
050	009	Utility	AMT 14	2023	050 Mid-States Division	AMT	009 1010 STOR Equipment	V1990	AMT 14	85282.98	66876.75	66876.75	0	0	0
050	009	Utility	MACRS 7	2023	050 Mid-States Division	Federal	009 1010 STOR Equipment	V1990	MACRS 7	-0.06	-0.05	-0.05	0	0	0
050	009	Utility	ACE 14	2023	050 Mid-States Division	ACE	009 1010 STOR Equipment	V1990	ACE 14 Net	-0.06	-0.04	-0.04	0	0	0
050	009	Utility	AMT 14	2023	050 Mid-States Division	AMT	009 1010 STOR Equipment	V1990	AMT 14	-0.06	-0.04	-0.04	0	0	0
050	009	Utility	MACRS 7	2023	050 Mid-States Division	Federal	009 1010 STOR Leaseholds	V1990	MACRS 7	137613.62	107913.08	107913.08	0	0	0
050	009	Utility	ACE 14	2023	050 Mid-States Division	ACE	009 1010 STOR Leaseholds	V1990	ACE 14 Net	137613.62	107913.08	107913.08	0	0	0
050	009	Utility	AMT 14	2023	050 Mid-States Division	AMT	009 1010 STOR Leaseholds	V1990	AMT 14	137613.62	107913.08	107913.08	0	0	0
050	009	Utility	MACRS 7	2023	050 Mid-States Division	Federal	009 1010 STOR Lines	V1990	MACRS 7	11002.27	8627.7	8627.7	0	0	0
050	009	Utility	ACE 14	2023	050 Mid-States Division	ACE	009 1010 STOR Lines	V1990	ACE 14 Net	11002.27	8627.7	8627.7	0	0	0
050	009	Utility	AMT 14	2023	050 Mid-States Division	AMT	009 1010 STOR Lines	V1990	AMT 14	11002.27	8627.7	8627.7	0	0	0
050	009	Utility	MACRS 7	2023	050 Mid-States Division	Federal	009 1010 STOR Lines	V1990	MACRS 7	7986.93	6263.15	6263.15	0	0	0
050	009	Utility	ACE 14	2023	050 Mid-States Division	ACE	009 1010 STOR Lines	V1990	ACE 14 Net	7986.93	6263.15	6263.15	0	0	0
050	009	Utility	AMT 14	2023	050 Mid-States Division	AMT	009 1010 STOR Lines	V1990	AMT 14	7986.93	6263.15	6263.15	0	0	0
050	009	Utility	MACRS 7	2023	050 Mid-States Division	Federal	009 1010 STOR Meas & Reg Equip	V1990	MACRS 7	0	0.01	0.01	0	0	0
050	009	Utility	ACE 14	2023	050 Mid-States Division	ACE	009 1010 STOR Meas & Reg Equip	V1990	ACE 14 Net	0	0	0	0	0	0

050	009	Utility	AMT 14	2023	050 Mid-States Division	AMT	009 1010 STOR Meas & Reg Equip	V1990	AMT 14	0	0	0	0	0	0
050	009	Utility	MACRS 7	2023	050 Mid-States Division	Federal	009 1010 STOR Structures	V1990	MACRS 7	28543.59	22383.15	22383.15	0	0	0
050	009	Utility	ACE 14	2023	050 Mid-States Division	ACE	009 1010 STOR Structures	V1990	ACE 14 Net	28543.59	22383.15	22383.15	0	0	0
050	009	Utility	AMT 14	2023	050 Mid-States Division	AMT	009 1010 STOR Structures	V1990	AMT 14	28543.59	22383.15	22383.15	0	0	0
050	009	Utility	MACRS 7	2023	050 Mid-States Division	Federal	009 1010 STOR Wells	V1990	MACRS 7	68193.23	53475.38	53475.38	0	0	0
050	009	Utility	ACE 14	2023	050 Mid-States Division	ACE	009 1010 STOR Wells	V1990	ACE 14 Net	68193.23	53475.38	53475.38	0	0	0
050	009	Utility	AMT 14	2023	050 Mid-States Division	AMT	009 1010 STOR Wells	V1990	AMT 14	68193.23	53475.38	53475.38	0	0	0
050	009	Utility	MACRS 7	2023	050 Mid-States Division	Federal	009 1010 STOR Wells	V1990	MACRS 7	151973.02	119173.38	119173.38	0	0	0
050	009	Utility	ACE 14	2023	050 Mid-States Division	ACE	009 1010 STOR Wells	V1990	ACE 14 Net	151973.02	119173.38	119173.38	0	0	0
050	009	Utility	AMT 14	2023	050 Mid-States Division	AMT	009 1010 STOR Wells	V1990	AMT 14	151973.02	119173.38	119173.38	0	0	0
050	009	Utility	MACRS 7	2023	050 Mid-States Division	Federal	009 1010 TRAN Mains	V1990	MACRS 7	0	0	0	0	0	0
050	009	Utility	ACE 14	2023	050 Mid-States Division	ACE	009 1010 TRAN Mains	V1990	ACE 14 Net	0	0	0	0	0	0
050	009	Utility	AMT 14	2023	050 Mid-States Division	AMT	009 1010 TRAN Mains	V1990	AMT 14	0	0	0	0	0	0
050	009	Utility	MACRS 7	2023	050 Mid-States Division	Federal	009 1010 TRAN Meas, Reg Sta Equip	V1990	MACRS 7	0	0	0	0	0	0
050	009	Utility	ACE 14	2023	050 Mid-States Division	ACE	009 1010 TRAN Meas, Reg Sta Equip	V1990	ACE 14 Net	0	0	0	0	0	0
050	009	Utility	AMT 14	2023	050 Mid-States Division	AMT	009 1010 TRAN Meas, Reg Sta Equip	V1990	AMT 14	0	0	0	0	0	0
050	009	Utility	MACRS 15	2023	050 Mid-States Division	Federal	009 1010 TRAN Meas, Reg Sta Equip	V1990	MACRS 15	102025.21	81124.25	81124.25	0	0	0
050	009	Utility	ACE 22	2023	050 Mid-States Division	ACE	009 1010 TRAN Meas, Reg Sta Equip	V1990	ACE 22 Net	102025.21	81124.25	81124.25	0	0	0
050	009	Utility	AMT 22	2023	050 Mid-States Division	AMT	009 1010 TRAN Meas, Reg Sta Equip	V1990	AMT 22	102025.21	81124.25	81124.25	0	0	0
050	091	Utility	MACRS 5	2023	050 Mid-States Division	Federal	091 1010 GENL Computers HW	V1990	MACRS 5	0	0	0	0	0	0
050	091	Utility	ACE 6	2023	050 Mid-States Division	ACE	091 1010 GENL Computers HW	V1990	ACE 6 Net	0	0	0	0	0	0
050	091	Utility	AMT 6	2023	050 Mid-States Division	AMT	091 1010 GENL Computers HW	V1990	AMT 6	0	0	0	0	0	0
050	091	Utility	MACRS 7	2023	050 Mid-States Division	Federal	091 1010 GENL Office 7	V1990	MACRS 7	0	0	0	0	0	0
050	091	Utility	ACE 10	2023	050 Mid-States Division	ACE	091 1010 GENL Office 7	V1990	ACE 10 Net	0	0	0	0	0	0
050	091	Utility	AMT 10	2023	050 Mid-States Division	AMT	091 1010 GENL Office 7	V1990	AMT 10	0	0	0	0	0	0
050	091	Utility	MACRS 7	2023	050 Mid-States Division	Federal	091 1010 GENL Tools	V1990	MACRS 7	0	0	0	0	0	0
050	091	Utility	ACE 10	2023	050 Mid-States Division	ACE	091 1010 GENL Tools	V1990	ACE 10 Net	0	0	0	0	0	0
050	091	Utility	AMT 10	2023	050 Mid-States Division	AMT	091 1010 GENL Tools	V1990	AMT 10	0	0	0	0	0	0
050	093	Utility	MACRS 20	2023	050 Mid-States Division	Federal	093 1010 DIST Mains	V1990	MACRS 20	32417749.87	30214629	30214629	0	0	0
050	093	Utility	ACE 35	2023	050 Mid-States Division	ACE	093 1010 DIST Mains	V1990	ACE 35 Net	32417749.87	30214629.02	28056285.91	863337.24	0	0
050	093	Utility	AMT 35	2023	050 Mid-States Division	AMT	093 1010 DIST Mains	V1990	AMT 35	32417749.87	30214629.02	28272130.52	777120.26	0	0
050	093	Utility	MACRS 5	2023	050 Mid-States Division	Federal	093 1010 DIST Meas, Reg Sta	V1990	MACRS 5	1650281.54	1831415.88	1831415.88	0	0	0
050	093	Utility	ACE 10	2023	050 Mid-States Division	ACE	093 1010 DIST Meas, Reg Sta	V1990	ACE 10 Net	1650281.54	1831415.87	1831415.87	0	0	0
050	093	Utility	AMT 10	2023	050 Mid-States Division	AMT	093 1010 DIST Meas, Reg Sta	V1990	AMT 10	1650281.54	1831415.87	1831415.87	0	0	0
050	093	Utility	MACRS 7	2023	050 Mid-States Division	Federal	093 1010 GENL Misc	V1990	MACRS 7	0	0	0	0	0	0
050	093	Utility	ACE 10	2023	050 Mid-States Division	ACE	093 1010 GENL Misc	V1990	ACE 10 Net	0	0	0	0	0	0
050	093	Utility	AMT 10	2023	050 Mid-States Division	AMT	093 1010 GENL Misc	V1990	AMT 10	0	0	0	0	0	0
050	093	Utility	SL 10	2023	050 Mid-States Division	Federal	093 1010 GENL Power Operated Equip	V1990	SL 10	0	-0.01	-0.01	0	0	0
050	093	Utility	MACRS 39	2023	050 Mid-States Division	Federal	093 1010 GENL Structures	V1990	MACRS 31.5 JUN	355038.38	399222.69	399222.69	0	0	0
050	093	Utility	ACE 40	2023	050 Mid-States Division	ACE	093 1010 GENL Structures	V1990	ACE 40 Net	355038.38	399222.69	324365.64	9981.44	0	0
050	093	Utility	AMT 40	2023	050 Mid-States Division	AMT	093 1010 GENL Structures	V1990	AMT 40	355038.38	399222.69	331714.13	8982.51	0	0
050	093	Utility	MACRS 7	2023	050 Mid-States Division	Federal	093 1010 GENL Tools	V1990	MACRS 7	0	5507.41	5507.41	0	0	0
050	093	Utility	ACE 10	2023	050 Mid-States Division	ACE	093 1010 GENL Tools	V1990	ACE 10 Net	0	5507.42	5507.42	0	0	0
050	093	Utility	AMT 10	2023	050 Mid-States Division	AMT	093 1010 GENL Tools	V1990	AMT 10	0	5507.42	5507.42	0	0	0
050	093	Utility	MACRS 5	2023	050 Mid-States Division	Federal	093 1010 GENL Transportation	V1990	MACRS 5	63986.65	62538.12	62538.12	0	0	0
050	093	Utility	ACE 4	2023	050 Mid-States Division	ACE	093 1010 GENL Transportation	V1990	ACE 4 Net	63986.65	62538.11	62538.11	0	0	0
050	093	Utility	AMT 4	2023	050 Mid-States Division	AMT	093 1010 GENL Transportation	V1990	AMT 4	63986.65	62538.11	62538.11	0	0	0
050	096	Utility	MACRS 7	2023	050 Mid-States Division	Federal	096 1010 GENL Office 7	V1990	MACRS 7	282.14	265.74	265.74	0	0	0
050	096	Utility	ACE 10	2023	050 Mid-States Division	ACE	096 1010 GENL Office 7	V1990	ACE 10 Net	282.14	265.74	265.74	0	0	0
050	096	Utility	AMT 10	2023	050 Mid-States Division	AMT	096 1010 GENL Office 7	V1990	AMT 10	282.14	265.74	265.74	0	0	0
050	096	Utility	MACRS 15	2023	050 Mid-States Division	Federal	096 1010 INTG Franchise & Consents	V1990	MACRS 15	2005.68	1814.74	1814.74	0	0	0
050	096	Utility	ACE 22	2023	050 Mid-States Division	ACE	096 1010 INTG Franchise & Consents	V1990	ACE 22 Net	2005.68	1814.74	1814.74	0	0	0
050	096	Utility	AMT 22	2023	050 Mid-States Division	AMT	096 1010 INTG Franchise & Consents	V1990	AMT 22	2005.68	1814.74	1814.74	0	0	0
050	009	Utility	MACRS 5	2023	050 Mid-States Division	Federal	009 1010 DIST Equipment	V1991	MACRS 5	2100.97	2111.01	2111.01	0	0	0
050	009	Utility	ACE 10	2023	050 Mid-States Division	ACE	009 1010 DIST Equipment	V1991	ACE 10 Net	2100.97	2111	2111	0	0	0
050	009	Utility	AMT 10	2023	050 Mid-States Division	AMT	009 1010 DIST Equipment	V1991	AMT 10	2100.97	2111	2111	0	0	0
050	009	Utility	MACRS 5	2023	050 Mid-States Division	Federal	009 1010 DIST Equipment	V1991	MACRS 5	30401.64	30401.64	30401.64	0	0	0
050	009	Utility	ACE 6	2023	050 Mid-States Division	ACE	009 1010 DIST Equipment	V1991	ACE 6 Net	30401.64	30401.64	30401.64	0	0	0
050	009	Utility	AMT 6	2023	050 Mid-States Division	AMT	009 1010 DIST Equipment	V1991	AMT 6	30401.64	30401.64	30401.64	0	0	0
050	009	Utility	MACRS 7	2023	050 Mid-States Division	Federal	009 1010 DIST Equipment	V1991	MACRS 7	10294.36	8072.57	8072.57	0	0	0
050	009	Utility	ACE 10	2023	050 Mid-States Division	ACE	009 1010 DIST Equipment	V1991	ACE 10 Net	10294.36	8072.56	8072.56	0	0	0
050	009	Utility	AMT 10	2023	050 Mid-States Division	AMT	009 1010 DIST Equipment	V1991	AMT 10	10294.36	8072.56	8072.56	0	0	0
050	009	Utility	NONE	2023	050 Mid-States Division	Federal	009 1010 DIST Land, Land Rights	V1991	NONE	84	84	0	0	0	0
050	009	Utility	NONE	2023	050 Mid-States Division	Federal	009 1010 DIST Land, Land Rights	V1991	NONE	0	0	0	0	0	0
050	009	Utility	MACRS 15	2023	050 Mid-States Division	Federal	009 1010 DIST Mains	V1991	MACRS 15	3279145.54	2729080.68	2729080.68	0	0	0
050	009	Utility	ACE 22	2023	050 Mid-States Division	ACE	009 1010 DIST Mains	V1991	ACE 22 Net	3279145.54	2729080.66	2729080.66	0	0	0
050	009	Utility	AMT 22	2023	050 Mid-States Division	AMT	009 1010 DIST Mains	V1991	AMT 22	3279145.54	2729080.66	2729080.66	0	0	0
050	009	Utility	MACRS 7	2023	050 Mid-States Division	Federal	009 1010 DIST Mains	V1991	MACRS 7	0	0	0	0	0	0
050	009	Utility	ACE 14	2023	050 Mid-States Division	ACE	009 1010 DIST Mains	V1991	ACE 14 Net	0	0	0	0	0	0
050	009	Utility	AMT 14	2023	050 Mid-States Division	AMT	009 1010 DIST Mains	V1991	AMT 14	0	0	0	0	0	0
050	009	Utility	MACRS 15	2023	050 Mid-States Division	Federal	009 1010 DIST Mains	V1991	MACRS 15	39733.19	33733.78	33733.78	0	0	0
050	009	Utility	ACE 22	2023	050 Mid-States Division	ACE	009 1010 DIST Mains	V1991	ACE 22 Net	39733.19	33733.77	33733.77	0	0	0
050	009	Utility	AMT 22	2023	050 Mid-States Division	AMT	009 1010 DIST Mains	V1991	AMT 22	39733.19	33733.77	33733.77	0	0	0
050	009	Utility	MACRS 15	2023	050 Mid-States Division	Federal	009 1010 DIST Mains	V1991	MACRS 15	878.88	713.17	713.17	0	0	0
050	009	Utility	ACE 22	2023	050 Mid-States Division	ACE	009 1010 DIST Mains	V1991	ACE 22 Net	878.88	713.17	713.17	0	0	0
050	009	Utility	AMT 22	2023	050 Mid-States Division	AMT	009 1010 DIST Mains	V1991	AMT 22	878.88	713.17	713.17	0	0	0
050	009	Utility	MACRS 15	2023	050 Mid-States Division	Federal	009 1010 DIST Meas, Reg Sta	V1991	MACRS 15	173427.9	144527.83	144527.83	0	0	0
050	009	Utility	ACE 22	2023	050 Mid-States Division	ACE	009 1010 DIST Meas, Reg Sta	V1991	ACE 22 Net	173427.9	144527.83	144527.83	0	0	0
050	009	Utility	AMT 22	2023	050 Mid-States Division	AMT	009 1010 DIST Meas, Reg Sta	V1991	AMT 22	173427.9	144527.83	144527.83	0	0	0
050	009	Utility	MACRS 15	2023	050 Mid-States Division	Federal	009 1010 DIST Meas, Reg Sta	V1991	MACRS 15	32625.49	28147.46	28147.46	0	0	0
050	009	Utility	ACE 22	2023	050 Mid-States Division	ACE	009 1010 DIST Meas, Reg Sta	V1991	ACE 22 Net	32625.49	28147.45	28147.45	0	0	0
050	009	Utility	AMT 22	2023	050 Mid-States Division	AMT	009 1010 DIST Meas, Reg Sta	V1991	AMT 22	32625.49	28147.45	28147.45	0	0	0
050	009	Utility	MACRS 15	2023	050 Mid-States Division	Federal	009 1010 DIST Meas, Reg Sta (Ind)	V1991	MACRS 15	123590.13	98439.63	98439.63	0	0	0
050	009	Utility	ACE 22	2023	050 Mid-States Division	ACE	009 1010 DIST Meas, Reg Sta (Ind)	V1991	ACE 22 Net	123590.13	98439.62	98439.62	0	0	0
050	009	Utility	AMT 22	2023	050 Mid-States Division	AMT	009 1010 DIST Meas, Reg Sta (Ind)	V1991	AMT 22	123590.13	98439.62	98439.62	0	0	0
050	009	Utility	MACRS 15	2023	050 Mid-States Division	Federal	009 1010 DIST Meters & Regs	V1991	MACRS 15	386094.34	363455.47	363455.47	0	0	0
050	009	Utility	ACE 22	2023	050 Mid-States Division	ACE	009 1010 DIST Meters & Regs	V1991	ACE 22 Net	386094.34	363455.48	363455.48	0	0	0
050	009	Utility	AMT 22	2023	050 Mid-States Division	AMT	009 1010 DIST Meters & Regs	V1991	AMT 22	386094.34	363455.48	363455.48	0	0	0
050	009	Utility	MACRS 15	2023	050 Mid-States Division	Federal	009 1010 DIST Meters & Regs	V1991	MACRS 15	1069940.27	893914.74	893914.74	0	0	0
050	009	Utility	ACE 22	2023	050 Mid-States Division	ACE	009 1010 DIST Meters & Regs	V1991	ACE 22 Net	1069940.27	893914.74	893914.74	0	0	0
050	009	Utility	AMT 22	2023	050 Mid-States Division	AMT	009 1010 DIST Meters & Regs	V1991	AMT 22	1069940.27	893914.74	893914.74	0	0	0
050	009	Utility	MACRS 15	2023	050 Mid-States Division	Federal	009 1010 DIST Meters & Regs	V1991	MACRS 15	243004.4	198705.36	198705.36	0	0	0

050	009	Utility	ACE 22	2023	050 Mid-States Division	ACE	009 1010 DIST Meters & Regs	V1991	ACE 22 Net	243004.4	198705.35	198705.35	0	0	0
050	009	Utility	AMT 22	2023	050 Mid-States Division	AMT	009 1010 DIST Meters & Regs	V1991	AMT 22	243004.4	198705.35	198705.35	0	0	0
050	009	Utility	MACRS 15	2023	050 Mid-States Division	Federal	009 1010 DIST Meters & Regs	V1991	MACRS 15	474.31	385.23	385.23	0	0	0
050	009	Utility	ACE 22	2023	050 Mid-States Division	ACE	009 1010 DIST Meters & Regs	V1991	ACE 22 Net	474.31	385.23	385.23	0	0	0
050	009	Utility	AMT 22	2023	050 Mid-States Division	AMT	009 1010 DIST Meters & Regs	V1991	AMT 22	474.31	385.23	385.23	0	0	0
050	009	Utility	MACRS 5	2023	050 Mid-States Division	Federal	009 1010 GENL Computers HW	V1991	MACRS 5	0	0	0	0	0	0
050	009	Utility	ACE 6	2023	050 Mid-States Division	ACE	009 1010 GENL Computers HW	V1991	ACE 6 Net	0	0	0	0	0	0
050	009	Utility	AMT 6	2023	050 Mid-States Division	AMT	009 1010 GENL Computers HW	V1991	AMT 6	0	0	0	0	0	0
050	009	Utility	MACRS 7	2023	050 Mid-States Division	Federal	009 1010 GENL Power Operated Equip	V1991	MACRS 7	0	0	0	0	0	0
050	009	Utility	ACE 10	2023	050 Mid-States Division	ACE	009 1010 GENL Power Operated Equip	V1991	ACE 10 Net	0	0	0	0	0	0
050	009	Utility	AMT 10	2023	050 Mid-States Division	AMT	009 1010 GENL Power Operated Equip	V1991	AMT 10	0	0	0	0	0	0
050	009	Utility	MACRS 39	2023	050 Mid-States Division	Federal	009 1010 GENL Structures	V1991	MACRS 31.5 JUN	45800.63	40046.92	40046.92	0	0	0
050	009	Utility	ACE 40	2023	050 Mid-States Division	ACE	009 1010 GENL Structures	V1991	ACE 40 Net	45800.63	40046.93	31536.7	1001.14	0	0
050	009	Utility	AMT 40	2023	050 Mid-States Division	AMT	009 1010 GENL Structures	V1991	AMT 40	45800.63	40046.93	32369.95	905.06	0	0
050	009	Utility	MACRS 7	2023	050 Mid-States Division	Federal	009 1010 GENL Tools	V1991	MACRS 7	0	0	0	0	0	0
050	009	Utility	ACE 10	2023	050 Mid-States Division	ACE	009 1010 GENL Tools	V1991	ACE 10 Net	0	0	0	0	0	0
050	009	Utility	AMT 10	2023	050 Mid-States Division	AMT	009 1010 GENL Tools	V1991	AMT 10	0	0	0	0	0	0
050	009	Utility	MACRS 15	2023	050 Mid-States Division	Federal	009 1010 INTG Franchise & Consents	V1991	MACRS 15	3017.82	2399.6	2399.6	0	0	0
050	009	Utility	ACE 22	2023	050 Mid-States Division	ACE	009 1010 INTG Franchise & Consents	V1991	ACE 22 Net	3017.82	2399.6	2399.6	0	0	0
050	009	Utility	AMT 22	2023	050 Mid-States Division	AMT	009 1010 INTG Franchise & Consents	V1991	AMT 22	3017.82	2399.6	2399.6	0	0	0
050	009	Utility	MACRS 7	2023	050 Mid-States Division	Federal	009 1010 STOR Equipment	V1991	MACRS 7	139.3	109.24	109.24	0	0	0
050	009	Utility	ACE 14	2023	050 Mid-States Division	ACE	009 1010 STOR Equipment	V1991	ACE 14 Net	139.3	109.24	109.24	0	0	0
050	009	Utility	AMT 14	2023	050 Mid-States Division	AMT	009 1010 STOR Equipment	V1991	AMT 14	139.3	109.24	109.24	0	0	0
050	009	Utility	MACRS 7	2023	050 Mid-States Division	Federal	009 1010 STOR Equipment	V1991	MACRS 7	0	16749.03	16749.03	0	0	0
050	009	Utility	ACE 14	2023	050 Mid-States Division	ACE	009 1010 STOR Equipment	V1991	ACE 14 Net	0	16749.02	16749.02	0	0	0
050	009	Utility	AMT 14	2023	050 Mid-States Division	AMT	009 1010 STOR Equipment	V1991	AMT 14	0	16749.02	16749.02	0	0	0
050	009	Utility	MACRS 7	2023	050 Mid-States Division	Federal	009 1010 STOR Land, Land Rights	V1991	MACRS 7	33160.44	26003.57	26003.57	0	0	0
050	009	Utility	ACE 14	2023	050 Mid-States Division	ACE	009 1010 STOR Land, Land Rights	V1991	ACE 14 Net	33160.44	26003.57	26003.57	0	0	0
050	009	Utility	AMT 14	2023	050 Mid-States Division	AMT	009 1010 STOR Land, Land Rights	V1991	AMT 14	33160.44	26003.57	26003.57	0	0	0
050	009	Utility	MACRS 7	2023	050 Mid-States Division	Federal	009 1010 STOR Leaseholds	V1991	MACRS 7	37634.58	29512.08	29512.08	0	0	0
050	009	Utility	ACE 14	2023	050 Mid-States Division	ACE	009 1010 STOR Leaseholds	V1991	ACE 14 Net	37634.58	29512.08	29512.08	0	0	0
050	009	Utility	AMT 14	2023	050 Mid-States Division	AMT	009 1010 STOR Leaseholds	V1991	AMT 14	37634.58	29512.08	29512.08	0	0	0
050	009	Utility	MACRS 7	2023	050 Mid-States Division	Federal	009 1010 STOR Lines	V1991	MACRS 7	29294.36	22971.89	22971.89	0	0	0
050	009	Utility	ACE 14	2023	050 Mid-States Division	ACE	009 1010 STOR Lines	V1991	ACE 14 Net	29294.36	22971.89	22971.89	0	0	0
050	009	Utility	AMT 14	2023	050 Mid-States Division	AMT	009 1010 STOR Lines	V1991	AMT 14	29294.36	22971.89	22971.89	0	0	0
050	009	Utility	MACRS 7	2023	050 Mid-States Division	Federal	009 1010 STOR Lines	V1991	MACRS 7	29474.52	23113.18	23113.18	0	0	0
050	009	Utility	ACE 14	2023	050 Mid-States Division	ACE	009 1010 STOR Lines	V1991	ACE 14 Net	29474.52	23113.18	23113.18	0	0	0
050	009	Utility	AMT 14	2023	050 Mid-States Division	AMT	009 1010 STOR Lines	V1991	AMT 14	29474.52	23113.18	23113.18	0	0	0
050	009	Utility	MACRS 7	2023	050 Mid-States Division	Federal	009 1010 STOR Meas & Reg Equip	V1991	MACRS 7	16363.72	12832.01	12832.01	0	0	0
050	009	Utility	ACE 14	2023	050 Mid-States Division	ACE	009 1010 STOR Meas & Reg Equip	V1991	ACE 14 Net	16363.72	12832	12832	0	0	0
050	009	Utility	AMT 14	2023	050 Mid-States Division	AMT	009 1010 STOR Meas & Reg Equip	V1991	AMT 14	16363.72	12832	12832	0	0	0
050	009	Utility	MACRS 7	2023	050 Mid-States Division	Federal	009 1010 STOR Structures	V1991	MACRS 7	1989.12	1559.83	1559.83	0	0	0
050	009	Utility	ACE 14	2023	050 Mid-States Division	ACE	009 1010 STOR Structures	V1991	ACE 14 Net	1989.12	1559.83	1559.83	0	0	0
050	009	Utility	AMT 14	2023	050 Mid-States Division	AMT	009 1010 STOR Structures	V1991	AMT 14	1989.12	1559.83	1559.83	0	0	0
050	009	Utility	MACRS 7	2023	050 Mid-States Division	Federal	009 1010 STOR Structures	V1991	MACRS 7	13158.99	10318.94	10318.94	0	0	0
050	009	Utility	ACE 14	2023	050 Mid-States Division	ACE	009 1010 STOR Structures	V1991	ACE 14 Net	13158.99	10318.94	10318.94	0	0	0
050	009	Utility	AMT 14	2023	050 Mid-States Division	AMT	009 1010 STOR Structures	V1991	AMT 14	13158.99	10318.94	10318.94	0	0	0
050	009	Utility	MACRS 7	2023	050 Mid-States Division	Federal	009 1010 STOR Structures	V1991	MACRS 7	35701.39	27996.09	27996.09	0	0	0
050	009	Utility	ACE 14	2023	050 Mid-States Division	ACE	009 1010 STOR Structures	V1991	ACE 14 Net	35701.39	27996.09	27996.09	0	0	0
050	009	Utility	AMT 14	2023	050 Mid-States Division	AMT	009 1010 STOR Structures	V1991	AMT 14	35701.39	27996.09	27996.09	0	0	0
050	009	Utility	MACRS 7	2023	050 Mid-States Division	Federal	009 1010 STOR Wells	V1991	MACRS 7	189466.64	148574.92	148574.92	0	0	0
050	009	Utility	ACE 14	2023	050 Mid-States Division	ACE	009 1010 STOR Wells	V1991	ACE 14 Net	189466.64	148574.92	148574.92	0	0	0
050	009	Utility	AMT 14	2023	050 Mid-States Division	AMT	009 1010 STOR Wells	V1991	AMT 14	189466.64	148574.92	148574.92	0	0	0
050	009	Utility	MACRS 7	2023	050 Mid-States Division	Federal	009 1010 STOR Wells	V1991	MACRS 7	109022.76	85492.88	85492.88	0	0	0
050	009	Utility	ACE 14	2023	050 Mid-States Division	ACE	009 1010 STOR Wells	V1991	ACE 14 Net	109022.76	85492.88	85492.88	0	0	0
050	009	Utility	AMT 14	2023	050 Mid-States Division	AMT	009 1010 STOR Wells	V1991	AMT 14	109022.76	85492.88	85492.88	0	0	0
050	009	Utility	NONE	2023	050 Mid-States Division	Federal	009 1010 TRAN Land, Land Rights	V1991	NONE	1790.2	1790.2	0	0	0	0
050	009	Utility	MACRS 15	2023	050 Mid-States Division	Federal	009 1010 TRAN Mains	V1991	MACRS 15	232960.62	220999.61	220999.61	0	0	0
050	009	Utility	ACE 22	2023	050 Mid-States Division	ACE	009 1010 TRAN Mains	V1991	ACE 22 Net	232960.62	220999.6	220999.6	0	0	0
050	009	Utility	AMT 22	2023	050 Mid-States Division	AMT	009 1010 TRAN Mains	V1991	AMT 22	232960.62	220999.6	220999.6	0	0	0
050	009	Utility	MACRS 15	2023	050 Mid-States Division	Federal	009 1010 TRAN Mains	V1991	MACRS 15	4071.83	3334.92	3334.92	0	0	0
050	009	Utility	ACE 22	2023	050 Mid-States Division	ACE	009 1010 TRAN Mains	V1991	ACE 22 Net	4071.83	3334.92	3334.92	0	0	0
050	009	Utility	AMT 22	2023	050 Mid-States Division	AMT	009 1010 TRAN Mains	V1991	AMT 22	4071.83	3334.92	3334.92	0	0	0
050	009	Utility	MACRS 15	2023	050 Mid-States Division	Federal	009 1010 TRAN Meas, Reg Sta Equip	V1991	MACRS 15	35381.82	28133.49	28133.49	0	0	0
050	009	Utility	ACE 22	2023	050 Mid-States Division	ACE	009 1010 TRAN Meas, Reg Sta Equip	V1991	ACE 22 Net	35381.82	28133.49	28133.49	0	0	0
050	009	Utility	AMT 22	2023	050 Mid-States Division	AMT	009 1010 TRAN Meas, Reg Sta Equip	V1991	AMT 22	35381.82	28133.49	28133.49	0	0	0
050	091	Utility	MACRS 5	2023	050 Mid-States Division	Federal	091 1010 GENL Computers HW	V1991	MACRS 5	0	0	0	0	0	0
050	091	Utility	ACE 6	2023	050 Mid-States Division	ACE	091 1010 GENL Computers HW	V1991	ACE 6 Net	0	0	0	0	0	0
050	091	Utility	AMT 6	2023	050 Mid-States Division	AMT	091 1010 GENL Computers HW	V1991	AMT 6	0	0	0	0	0	0
050	091	Utility	SL 5	2023	050 Mid-States Division	Federal	091 1010 GENL Computers SW	V1991	SL 5	0	0	0	0	0	0
050	093	Utility	MACRS 20	2023	050 Mid-States Division	Federal	093 1010 DIST Mains	V1991	MACRS 20	27671293.22	25749044	25749044	0	0	0
050	093	Utility	ACE 35	2023	050 Mid-States Division	ACE	093 1010 DIST Mains	V1991	ACE 35 Net	27671293.22	25749044.01	23174013.67	735711.92	0	0
050	093	Utility	AMT 35	2023	050 Mid-States Division	AMT	093 1010 DIST Mains	V1991	AMT 35	27671293.22	25749044.01	23431630.04	662007.92	0	0
050	093	Utility	MACRS 5	2023	050 Mid-States Division	Federal	093 1010 DIST Meas, Reg Sta	V1991	MACRS 5	1645720.42	1622959.99	1622959.99	0	0	0
050	093	Utility	ACE 10	2023	050 Mid-States Division	ACE	093 1010 DIST Meas, Reg Sta	V1991	ACE 10 Net	1645720.42	1622959.98	1622959.98	0	0	0
050	093	Utility	AMT 10	2023	050 Mid-States Division	AMT	093 1010 DIST Meas, Reg Sta	V1991	AMT 10	1645720.42	1622959.98	1622959.98	0	0	0
050	093	Utility	MACRS 5	2023	050 Mid-States Division	Federal	093 1010 GENL Computers HW	V1991	MACRS 5	0	0	0	0	0	0
050	093	Utility	ACE 6	2023	050 Mid-States Division	ACE	093 1010 GENL Computers HW	V1991	ACE 6 Net	0	0	0	0	0	0
050	093	Utility	AMT 6	2023	050 Mid-States Division	AMT	093 1010 GENL Computers HW	V1991	AMT 6	0	0	0	0	0	0
050	093	Utility	MACRS 39	2023	050 Mid-States Division	Federal	093 1010 GENL Structures	V1991	MACRS 31.5 JUN	409116.95	460031.05	459757.7	273.35	0	0
050	093	Utility	ACE 40	2023	050 Mid-States Division	ACE	093 1010 GENL Structures	V1991	ACE 40 Net	409116.95	460031.05	362271.36	11500.45	0	0
050	093	Utility	AMT 40	2023	050 Mid-States Division	AMT	093 1010 GENL Structures	V1991	AMT 40	409116.95	460031.05	371843.09	10396.7	0	0
050	009	Utility	MACRS 5	2023	050 Mid-States Division	Federal	009 1010 DIST Equipment	V1992	MACRS 5	10780.14	10831.6	10831.6	0	0	0
050	009	Utility	ACE 4	2023	050 Mid-States Division	ACE	009 1010 DIST Equipment	V1992	ACE 4 Net	10780.14	10831.6	10831.6	0	0	0
050	009	Utility	AMT 4	2023	050 Mid-States Division	AMT	009 1010 DIST Equipment	V1992	AMT 4	10780.14	10831.6	10831.6	0	0	0
050	009	Utility	SL 5	2023	050 Mid-States Division	Federal	009 1010 DIST Equipment	V1992	SL 5	25440.38	25440.38	25440.38	0	0	0
050	009	Utility	MACRS 7	2023	050 Mid-States Division	Federal	009 1010 DIST Equipment	V1992	MACRS 7	123019.2	96468.55	96468.55	0	0	0
050	009	Utility	ACE 10	2023	050 Mid-States Division	ACE	009 1010 DIST Equipment	V1992	ACE 10 Net	123019.2	96468.56	96468.56	0	0	0
050	009	Utility	AMT 10	2023	050 Mid-States Division	AMT	009 1010 DIST Equipment	V1992	AMT 10	123019.2	96468.56	96468.56	0	0	0
050	009	Utility	MACRS 5	2023	050 Mid-States Division	Federal	009 1010 DIST Equipment	V1992	MACRS 5	31115.31	31263.86	31263.86	0	0	0
050	009	Utility	ACE 10	2023	050 Mid-States Division	ACE	009 1010 DIST Equipment	V1992	ACE 10 Net	31115.31	31263.86	31263.86	0	0	0
050	009	Utility	AMT 10	2023	050 Mid-States Division	AMT	009 1010 DIST Equipment	V1992	AMT 10	31115.31	31263.86	31263.86	0	0	0

050	009	Utility	MACRS 5	2023	050 Mid-States Division	Federal	009 1010 DIST Equipment	V1992	MACRS 5	4175.24	2044.96	2044.96	0	0	0
050	009	Utility	ACE 6	2023	050 Mid-States Division	ACE	009 1010 DIST Equipment	V1992	ACE 6 Net	4175.24	2044.95	2044.95	0	0	0
050	009	Utility	AMT 6	2023	050 Mid-States Division	AMT	009 1010 DIST Equipment	V1992	AMT 6	4175.24	2044.95	2044.95	0	0	0
050	009	Utility	NONE	2023	050 Mid-States Division	Federal	009 1010 DIST Land, Land Rights	V1992	NONE	799.5	799.5	0	0	0	0
050	009	Utility	NONE	2023	050 Mid-States Division	Federal	009 1010 DIST Land, Land Rights	V1992	NONE	15	15	0	0	0	0
050	009	Utility	MACRS 7	2023	050 Mid-States Division	Federal	009 1010 DIST Mains	V1992	MACRS 7	0	0	0	0	0	0
050	009	Utility	ACE 14	2023	050 Mid-States Division	ACE	009 1010 DIST Mains	V1992	ACE 14 Net	0	0	0	0	0	0
050	009	Utility	AMT 14	2023	050 Mid-States Division	AMT	009 1010 DIST Mains	V1992	AMT 14	0	0	0	0	0	0
050	009	Utility	MACRS 15	2023	050 Mid-States Division	Federal	009 1010 DIST Mains	V1992	MACRS 15	0	0	0	0	0	0
050	009	Utility	ACE 22	2023	050 Mid-States Division	ACE	009 1010 DIST Mains	V1992	ACE 22 Net	0	0	0	0	0	0
050	009	Utility	AMT 22	2023	050 Mid-States Division	AMT	009 1010 DIST Mains	V1992	AMT 22	0	0	0	0	0	0
050	009	Utility	MACRS 15	2023	050 Mid-States Division	Federal	009 1010 DIST Mains	V1992	MACRS 15	1485177.91	1291198.31	1291198.31	0	0	0
050	009	Utility	ACE 22	2023	050 Mid-States Division	ACE	009 1010 DIST Mains	V1992	ACE 22 Net	1485177.91	1291198.31	1291198.31	0	0	0
050	009	Utility	AMT 22	2023	050 Mid-States Division	AMT	009 1010 DIST Mains	V1992	AMT 22	1485177.91	1291198.31	1291198.31	0	0	0
050	009	Utility	MACRS 15	2023	050 Mid-States Division	Federal	009 1010 DIST Mains	V1992	MACRS 15	525885.87	523727.38	523727.38	0	0	0
050	009	Utility	ACE 22	2023	050 Mid-States Division	ACE	009 1010 DIST Mains	V1992	ACE 22 Net	525885.87	523727.38	523727.38	0	0	0
050	009	Utility	AMT 22	2023	050 Mid-States Division	AMT	009 1010 DIST Mains	V1992	AMT 22	525885.87	523727.38	523727.38	0	0	0
050	009	Utility	MACRS 15	2023	050 Mid-States Division	Federal	009 1010 DIST Mains	V1992	MACRS 15	126659.53	109370.75	109370.75	0	0	0
050	009	Utility	ACE 22	2023	050 Mid-States Division	ACE	009 1010 DIST Mains	V1992	ACE 22 Net	126659.53	109370.75	109370.75	0	0	0
050	009	Utility	AMT 22	2023	050 Mid-States Division	AMT	009 1010 DIST Mains	V1992	AMT 22	126659.53	109370.75	109370.75	0	0	0
050	009	Utility	MACRS 15	2023	050 Mid-States Division	Federal	009 1010 DIST Meas, Reg Sta	V1992	MACRS 15	102840.31	83779.3	83779.3	0	0	0
050	009	Utility	ACE 22	2023	050 Mid-States Division	ACE	009 1010 DIST Meas, Reg Sta	V1992	ACE 22 Net	102840.31	83779.3	83779.3	0	0	0
050	009	Utility	AMT 22	2023	050 Mid-States Division	AMT	009 1010 DIST Meas, Reg Sta	V1992	AMT 22	102840.31	83779.3	83779.3	0	0	0
050	009	Utility	MACRS 15	2023	050 Mid-States Division	Federal	009 1010 DIST Meas, Reg Sta	V1992	MACRS 15	198142.98	158655.72	158655.72	0	0	0
050	009	Utility	ACE 22	2023	050 Mid-States Division	ACE	009 1010 DIST Meas, Reg Sta	V1992	ACE 22 Net	198142.98	158655.71	158655.71	0	0	0
050	009	Utility	AMT 22	2023	050 Mid-States Division	AMT	009 1010 DIST Meas, Reg Sta	V1992	AMT 22	198142.98	158655.71	158655.71	0	0	0
050	009	Utility	MACRS 15	2023	050 Mid-States Division	Federal	009 1010 DIST Meas, Reg Sta (Ind)	V1992	MACRS 15	616029.9	489829.6	489829.6	0	0	0
050	009	Utility	ACE 22	2023	050 Mid-States Division	ACE	009 1010 DIST Meas, Reg Sta (Ind)	V1992	ACE 22 Net	616029.9	489829.6	489829.6	0	0	0
050	009	Utility	AMT 22	2023	050 Mid-States Division	AMT	009 1010 DIST Meas, Reg Sta (Ind)	V1992	AMT 22	616029.9	489829.6	489829.6	0	0	0
050	009	Utility	MACRS 20	2023	050 Mid-States Division	Federal	009 1010 DIST Meas, Reg Sta (Ind)	V1992	MACRS 20	0	0	0	0	0	0
050	009	Utility	ACE 35	2023	050 Mid-States Division	ACE	009 1010 DIST Meas, Reg Sta (Ind)	V1992	ACE 35 Net	0	0	0	0	0	0
050	009	Utility	AMT 35	2023	050 Mid-States Division	AMT	009 1010 DIST Meas, Reg Sta (Ind)	V1992	AMT 35	0	0	0	0	0	0
050	009	Utility	MACRS 15	2023	050 Mid-States Division	Federal	009 1010 DIST Meters & Regs	V1992	MACRS 15	764518.09	716178.29	716178.29	0	0	0
050	009	Utility	ACE 22	2023	050 Mid-States Division	ACE	009 1010 DIST Meters & Regs	V1992	ACE 22 Net	764518.09	716178.3	716178.3	0	0	0
050	009	Utility	AMT 22	2023	050 Mid-States Division	AMT	009 1010 DIST Meters & Regs	V1992	AMT 22	764518.09	716178.3	716178.3	0	0	0
050	009	Utility	MACRS 15	2023	050 Mid-States Division	Federal	009 1010 DIST Meters & Regs	V1992	MACRS 15	353807.64	299007.42	299007.42	0	0	0
050	009	Utility	ACE 22	2023	050 Mid-States Division	ACE	009 1010 DIST Meters & Regs	V1992	ACE 22 Net	353807.64	299007.4	299007.4	0	0	0
050	009	Utility	AMT 22	2023	050 Mid-States Division	AMT	009 1010 DIST Meters & Regs	V1992	AMT 22	353807.64	299007.4	299007.4	0	0	0
050	009	Utility	MACRS 15	2023	050 Mid-States Division	Federal	009 1010 DIST Meters & Regs	V1992	MACRS 15	476125.67	485668.54	485668.54	0	0	0
050	009	Utility	ACE 22	2023	050 Mid-States Division	ACE	009 1010 DIST Meters & Regs	V1992	ACE 22 Net	476125.67	485668.54	485668.54	0	0	0
050	009	Utility	AMT 22	2023	050 Mid-States Division	AMT	009 1010 DIST Meters & Regs	V1992	AMT 22	476125.67	485668.54	485668.54	0	0	0
050	009	Utility	MACRS 15	2023	050 Mid-States Division	Federal	009 1010 DIST Meters & Regs	V1992	MACRS 15	14918.17	12442.72	12442.72	0	0	0
050	009	Utility	ACE 22	2023	050 Mid-States Division	ACE	009 1010 DIST Meters & Regs	V1992	ACE 22 Net	14918.17	12442.72	12442.72	0	0	0
050	009	Utility	AMT 22	2023	050 Mid-States Division	AMT	009 1010 DIST Meters & Regs	V1992	AMT 22	14918.17	12442.72	12442.72	0	0	0
050	009	Utility	MACRS 20	2023	050 Mid-States Division	Federal	009 1010 DIST Meters & Regs	V1992	MACRS 20	0	0	0	0	0	0
050	009	Utility	ACE 35	2023	050 Mid-States Division	ACE	009 1010 DIST Meters & Regs	V1992	ACE 35 Net	0	0	0	0	0	0
050	009	Utility	AMT 35	2023	050 Mid-States Division	AMT	009 1010 DIST Meters & Regs	V1992	AMT 35	0	0	0	0	0	0
050	009	Utility	MACRS 7	2023	050 Mid-States Division	Federal	009 1010 GENL Power Operated Equip	V1992	MACRS 7	0	0	0	0	0	0
050	009	Utility	ACE 10	2023	050 Mid-States Division	ACE	009 1010 GENL Power Operated Equip	V1992	ACE 10 Net	0	0	0	0	0	0
050	009	Utility	AMT 10	2023	050 Mid-States Division	AMT	009 1010 GENL Power Operated Equip	V1992	AMT 10	0	0	0	0	0	0
050	009	Utility	MACRS 7	2023	050 Mid-States Division	Federal	009 1010 GENL Power Operated Equip	V1992	MACRS 7	0	0	0	0	0	0
050	009	Utility	ACE 10	2023	050 Mid-States Division	ACE	009 1010 GENL Power Operated Equip	V1992	ACE 10 Net	0	0	0	0	0	0
050	009	Utility	AMT 10	2023	050 Mid-States Division	AMT	009 1010 GENL Power Operated Equip	V1992	AMT 10	0	0	0	0	0	0
050	009	Utility	MACRS 7	2023	050 Mid-States Division	Federal	009 1010 GENL Power Operated Equip	V1992	MACRS 7	0	0	0	0	0	0
050	009	Utility	ACE 10	2023	050 Mid-States Division	ACE	009 1010 GENL Power Operated Equip	V1992	ACE 10 Net	0	0	0	0	0	0
050	009	Utility	AMT 10	2023	050 Mid-States Division	AMT	009 1010 GENL Power Operated Equip	V1992	AMT 10	0	0	0	0	0	0
050	009	Utility	MACRS 7	2023	050 Mid-States Division	Federal	009 1010 GENL Tools	V1992	MACRS 7	0	0	0	0	0	0
050	009	Utility	ACE 10	2023	050 Mid-States Division	ACE	009 1010 GENL Tools	V1992	ACE 10 Net	0	0	0	0	0	0
050	009	Utility	AMT 10	2023	050 Mid-States Division	AMT	009 1010 GENL Tools	V1992	AMT 10	0	0	0	0	0	0
050	009	Utility	MACRS 5	2023	050 Mid-States Division	Federal	009 1010 GENL Transportation	V1992	MACRS 5	0	0	0	0	0	0
050	009	Utility	ACE 4	2023	050 Mid-States Division	ACE	009 1010 GENL Transportation	V1992	ACE 4 Net	0	0	0	0	0	0
050	009	Utility	AMT 4	2023	050 Mid-States Division	AMT	009 1010 GENL Transportation	V1992	AMT 4	0	0	0	0	0	0
050	009	Utility	MACRS 5	2023	050 Mid-States Division	Federal	009 1010 GENL Transportation	V1992	MACRS 5	0	0	0	0	0	0
050	009	Utility	ACE 4	2023	050 Mid-States Division	ACE	009 1010 GENL Transportation	V1992	ACE 4 Net	0	0	0	0	0	0
050	009	Utility	AMT 4	2023	050 Mid-States Division	AMT	009 1010 GENL Transportation	V1992	AMT 4	0	0	0	0	0	0
050	009	Utility	MACRS 7	2023	050 Mid-States Division	Federal	009 1010 STOR Equipment	V1992	MACRS 7	49533.31	65005.13	65005.13	0	0	0
050	009	Utility	ACE 14	2023	050 Mid-States Division	ACE	009 1010 STOR Equipment	V1992	ACE 14 Net	49533.31	65005.12	65005.12	0	0	0
050	009	Utility	AMT 14	2023	050 Mid-States Division	AMT	009 1010 STOR Equipment	V1992	AMT 14	49533.31	65005.12	65005.12	0	0	0
050	009	Utility	MACRS 7	2023	050 Mid-States Division	Federal	009 1010 STOR Equipment	V1992	MACRS 7	204279.14	161569.07	161569.07	0	0	0
050	009	Utility	ACE 14	2023	050 Mid-States Division	ACE	009 1010 STOR Equipment	V1992	ACE 14 Net	204279.14	161569.07	161569.07	0	0	0
050	009	Utility	AMT 14	2023	050 Mid-States Division	AMT	009 1010 STOR Equipment	V1992	AMT 14	204279.14	161569.07	161569.07	0	0	0
050	009	Utility	MACRS 7	2023	050 Mid-States Division	Federal	009 1010 STOR Land, Land Rights	V1992	MACRS 7	1772.01	1389.57	1389.57	0	0	0
050	009	Utility	ACE 14	2023	050 Mid-States Division	ACE	009 1010 STOR Land, Land Rights	V1992	ACE 14 Net	1772.01	1389.57	1389.57	0	0	0
050	009	Utility	AMT 14	2023	050 Mid-States Division	AMT	009 1010 STOR Land, Land Rights	V1992	AMT 14	1772.01	1389.57	1389.57	0	0	0
050	009	Utility	MACRS 7	2023	050 Mid-States Division	Federal	009 1010 STOR Leaseholds	V1992	MACRS 7	832.65	652.94	652.94	0	0	0
050	009	Utility	ACE 14	2023	050 Mid-States Division	ACE	009 1010 STOR Leaseholds	V1992	ACE 14 Net	832.65	652.94	652.94	0	0	0
050	009	Utility	AMT 14	2023	050 Mid-States Division	AMT	009 1010 STOR Leaseholds	V1992	AMT 14	832.65	652.94	652.94	0	0	0
050	009	Utility	MACRS 7	2023	050 Mid-States Division	Federal	009 1010 STOR Lines	V1992	MACRS 7	11135.39	8732.09	8732.09	0	0	0
050	009	Utility	ACE 14	2023	050 Mid-States Division	ACE	009 1010 STOR Lines	V1992	ACE 14 Net	11135.39	8732.09	8732.09	0	0	0
050	009	Utility	AMT 14	2023	050 Mid-States Division	AMT	009 1010 STOR Lines	V1992	AMT 14	11135.39	8732.09	8732.09	0	0	0
050	009	Utility	MACRS 7	2023	050 Mid-States Division	Federal	009 1010 STOR Lines	V1992	MACRS 7	23681.36	18570.31	18570.31	0	0	0
050	009	Utility	ACE 14	2023	050 Mid-States Division	ACE	009 1010 STOR Lines	V1992	ACE 14 Net	23681.36	18570.31	18570.31	0	0	0
050	009	Utility	AMT 14	2023	050 Mid-States Division	AMT	009 1010 STOR Lines	V1992	AMT 14	23681.36	18570.31	18570.31	0	0	0
050	009	Utility	MACRS 7	2023	050 Mid-States Division	Federal	009 1010 STOR Meas & Reg Equip	V1992	MACRS 7	50300.87	39444.67	39444.67	0	0	0
050	009	Utility	ACE 14	2023	050 Mid-States Division	ACE	009 1010 STOR Meas & Reg Equip	V1992	ACE 14 Net	50300.87	39444.67	39444.67	0	0	0
050	009	Utility	AMT 14	2023	050 Mid-States Division	AMT	009 1010 STOR Meas & Reg Equip	V1992	AMT 14	50300.87	39444.67	39444.67	0	0	0
050	009	Utility	MACRS 7	2023	050 Mid-States Division	Federal	009 1010 STOR Structures	V1992	MACRS 7	34049.75	26700.95	26700.95	0	0	0
050	009	Utility	ACE 14	2023	050 Mid-States Division	ACE	009 1010 STOR Structures	V1992	ACE 14 Net	34049.75	26700.95	26700.95	0	0	0
050	009	Utility	AMT 14	2023	050 Mid-States Division	AMT	009 1010 STOR Structures	V1992	AMT 14	34049.75	26700.95	26700.95	0	0	0
050	009	Utility	MACRS 7	2023	050 Mid-States Division	Federal	009 1010 STOR Structures	V1992	MACRS 7	8793.06	6895.28	6895.28	0	0	0
050	009	Utility	ACE 14	2023	050 Mid-States Division	ACE	009 1010 STOR Structures	V1992	ACE 14 Net	8793.06	6895.28	6895.28	0	0	0
050	009	Utility	AMT 14	2023	050 Mid-States Division	AMT	009 1010 STOR Structures	V1992	AMT 14	8793.06	6895.28	6895.28	0	0	0

050	009	Utility	MACRS 7	2023	050 Mid-States Division	Federal	009 1010 STOR Structures	V1992	MACRS 7	4932.35	3867.82	3867.82	0	0	0
050	009	Utility	ACE 14	2023	050 Mid-States Division	ACE	009 1010 STOR Structures	V1992	ACE 14 Net	4932.35	3867.82	3867.82	0	0	0
050	009	Utility	AMT 14	2023	050 Mid-States Division	AMT	009 1010 STOR Structures	V1992	AMT 14	4932.35	3867.82	3867.82	0	0	0
050	009	Utility	MACRS 7	2023	050 Mid-States Division	Federal	009 1010 STOR Wells	V1992	MACRS 7	59605.14	46740.83	46740.83	0	0	0
050	009	Utility	ACE 14	2023	050 Mid-States Division	ACE	009 1010 STOR Wells	V1992	ACE 14 Net	59605.14	46740.83	46740.83	0	0	0
050	009	Utility	AMT 14	2023	050 Mid-States Division	AMT	009 1010 STOR Wells	V1992	AMT 14	59605.14	46740.83	46740.83	0	0	0
050	009	Utility	MACRS 7	2023	050 Mid-States Division	Federal	009 1010 STOR Wells	V1992	MACRS 7	57678.2	45229.76	45229.76	0	0	0
050	009	Utility	ACE 14	2023	050 Mid-States Division	ACE	009 1010 STOR Wells	V1992	ACE 14 Net	57678.2	45229.76	45229.76	0	0	0
050	009	Utility	AMT 14	2023	050 Mid-States Division	AMT	009 1010 STOR Wells	V1992	AMT 14	57678.2	45229.76	45229.76	0	0	0
050	009	Utility	MACRS 15	2023	050 Mid-States Division	Federal	009 1010 TRAN Mains	V1992	MACRS 15	625989.13	790725.78	790725.78	0	0	0
050	009	Utility	ACE 22	2023	050 Mid-States Division	ACE	009 1010 TRAN Mains	V1992	ACE 22 Net	625989.13	790725.78	790725.78	0	0	0
050	009	Utility	AMT 22	2023	050 Mid-States Division	AMT	009 1010 TRAN Mains	V1992	AMT 22	625989.13	790725.78	790725.78	0	0	0
050	009	Utility	MACRS 15	2023	050 Mid-States Division	Federal	009 1010 TRAN Mains	V1992	MACRS 15	10584.87	13069.96	13069.96	0	0	0
050	009	Utility	ACE 22	2023	050 Mid-States Division	ACE	009 1010 TRAN Mains	V1992	ACE 22 Net	10584.87	13069.96	13069.96	0	0	0
050	009	Utility	AMT 22	2023	050 Mid-States Division	AMT	009 1010 TRAN Mains	V1992	AMT 22	10584.87	13069.96	13069.96	0	0	0
050	009	Utility	MACRS 15	2023	050 Mid-States Division	Federal	009 1010 TRAN Meas, Reg Sta Equip	V1992	MACRS 15	155138.12	124339.05	124339.05	0	0	0
050	009	Utility	ACE 22	2023	050 Mid-States Division	ACE	009 1010 TRAN Meas, Reg Sta Equip	V1992	ACE 22 Net	155138.12	124339.05	124339.05	0	0	0
050	009	Utility	AMT 22	2023	050 Mid-States Division	AMT	009 1010 TRAN Meas, Reg Sta Equip	V1992	AMT 22	155138.12	124339.05	124339.05	0	0	0
050	091	Utility	MACRS 5	2023	050 Mid-States Division	Federal	091 1010 GENL Computers HW	V1992	MACRS 5	65951.28	65951.28	65951.28	0	0	0
050	091	Utility	ACE 6	2023	050 Mid-States Division	ACE	091 1010 GENL Computers HW	V1992	ACE 6 Net	65951.28	65951.28	65951.28	0	0	0
050	091	Utility	AMT 6	2023	050 Mid-States Division	AMT	091 1010 GENL Computers HW	V1992	AMT 6	65951.28	65951.28	65951.28	0	0	0
050	093	Utility	MACRS 20	2023	050 Mid-States Division	Federal	093 1010 DIST Mains	V1992	MACRS 20	16244860.97	15113425.73	15113425.73	0	0	0
050	093	Utility	ACE 35	2023	050 Mid-States Division	ACE	093 1010 DIST Mains	V1992	ACE 35 Net	16244860.97	15113425.74	13170170.73	431849.56	0	0
050	093	Utility	AMT 35	2023	050 Mid-States Division	AMT	093 1010 DIST Mains	V1992	AMT 35	16244860.97	15113425.74	13364500.13	388717.31	0	0
050	093	Utility	MACRS 5	2023	050 Mid-States Division	Federal	093 1010 DIST Meas, Reg Sta	V1992	MACRS 5	974579.49	959198.99	959198.99	0	0	0
050	093	Utility	ACE 10	2023	050 Mid-States Division	ACE	093 1010 DIST Meas, Reg Sta	V1992	ACE 10 Net	974579.49	959199	959199	0	0	0
050	093	Utility	AMT 10	2023	050 Mid-States Division	AMT	093 1010 DIST Meas, Reg Sta	V1992	AMT 10	974579.49	959199	959199	0	0	0
050	093	Utility	MACRS 39	2023	050 Mid-States Division	Federal	093 1010 GENL Structures	V1992	MACRS 31.5 JUN	242987	273227	263590.12	8674.96	0	0
050	093	Utility	ACE 40	2023	050 Mid-States Division	ACE	093 1010 GENL Structures	V1992	ACE 40 Net	242987	273227	208333.48	6831.34	0	0
050	093	Utility	AMT 40	2023	050 Mid-States Division	AMT	093 1010 GENL Structures	V1992	AMT 40	242987	273227	214701.79	6147.61	0	0
050	096	Utility	MACRS 20	2023	050 Mid-States Division	Federal	096 1010 DIST Meters & Regs	V1992	MACRS 20	184557.24	552090.27	552090.27	0	0	0
050	096	Utility	ACE 35	2023	050 Mid-States Division	ACE	096 1010 DIST Meters & Regs	V1992	ACE 35 Net	184557.24	552090.27	481103.57	15775.37	0	0
050	096	Utility	AMT 35	2023	050 Mid-States Division	AMT	096 1010 DIST Meters & Regs	V1992	AMT 35	184557.24	552090.27	488202.38	14199.76	0	0
050	009	Utility	MACRS 5	2023	050 Mid-States Division	Federal	009 1010 DIST Equipment	V1993	MACRS 5	6121.94	6151.16	6151.16	0	0	0
050	009	Utility	ACE 6	2023	050 Mid-States Division	ACE	009 1010 DIST Equipment	V1993	ACE 6 Net	6121.94	6151.16	6151.16	0	0	0
050	009	Utility	AMT 6	2023	050 Mid-States Division	AMT	009 1010 DIST Equipment	V1993	AMT 6	6121.94	6151.16	6151.16	0	0	0
050	009	Utility	MACRS 5	2023	050 Mid-States Division	Federal	009 1010 DIST Equipment	V1993	MACRS 5	2831	0	0	0	0	0
050	009	Utility	ACE 6	2023	050 Mid-States Division	ACE	009 1010 DIST Equipment	V1993	ACE 6 Net	2831	0	0	0	0	0
050	009	Utility	AMT 6	2023	050 Mid-States Division	AMT	009 1010 DIST Equipment	V1993	AMT 6	2831	0	0	0	0	0
050	009	Utility	MACRS 7	2023	050 Mid-States Division	Federal	009 1010 DIST Equipment	V1993	MACRS 7	37026.8	29035.47	29035.47	0	0	0
050	009	Utility	ACE 10	2023	050 Mid-States Division	ACE	009 1010 DIST Equipment	V1993	ACE 10 Net	37026.8	29035.47	29035.47	0	0	0
050	009	Utility	AMT 10	2023	050 Mid-States Division	AMT	009 1010 DIST Equipment	V1993	AMT 10	37026.8	29035.47	29035.47	0	0	0
050	009	Utility	MACRS 7	2023	050 Mid-States Division	Federal	009 1010 DIST Equipment	V1993	MACRS 7	106456.13	83480.18	83480.18	0	0	0
050	009	Utility	ACE 10	2023	050 Mid-States Division	ACE	009 1010 DIST Equipment	V1993	ACE 10 Net	106456.13	83480.18	83480.18	0	0	0
050	009	Utility	AMT 10	2023	050 Mid-States Division	AMT	009 1010 DIST Equipment	V1993	AMT 10	106456.13	83480.18	83480.18	0	0	0
050	009	Utility	MACRS 5	2023	050 Mid-States Division	Federal	009 1010 DIST Equipment	V1993	MACRS 5	14350.53	14419.04	14419.04	0	0	0
050	009	Utility	ACE 10	2023	050 Mid-States Division	ACE	009 1010 DIST Equipment	V1993	ACE 10 Net	14350.53	14419.04	14419.04	0	0	0
050	009	Utility	AMT 10	2023	050 Mid-States Division	AMT	009 1010 DIST Equipment	V1993	AMT 10	14350.53	14419.04	14419.04	0	0	0
050	009	Utility	MACRS 7	2023	050 Mid-States Division	Federal	009 1010 DIST Equipment	V1993	MACRS 7	792.19	621.22	621.22	0	0	0
050	009	Utility	ACE 10	2023	050 Mid-States Division	ACE	009 1010 DIST Equipment	V1993	ACE 10 Net	792.19	621.22	621.22	0	0	0
050	009	Utility	AMT 10	2023	050 Mid-States Division	AMT	009 1010 DIST Equipment	V1993	AMT 10	792.19	621.22	621.22	0	0	0
050	009	Utility	NONE	2023	050 Mid-States Division	Federal	009 1010 DIST Land, Land Rights	V1993	NONE	3811.48	3811.48	0	0	0	0
050	009	Utility	MACRS 7	2023	050 Mid-States Division	Federal	009 1010 DIST Mains	V1993	MACRS 7	0	0	0	0	0	0
050	009	Utility	ACE 14	2023	050 Mid-States Division	ACE	009 1010 DIST Mains	V1993	ACE 14 Net	0	0	0	0	0	0
050	009	Utility	AMT 14	2023	050 Mid-States Division	AMT	009 1010 DIST Mains	V1993	AMT 14	0	0	0	0	0	0
050	009	Utility	MACRS 15	2023	050 Mid-States Division	Federal	009 1010 DIST Mains	V1993	MACRS 15	0	0	0	0	0	0
050	009	Utility	ACE 22	2023	050 Mid-States Division	ACE	009 1010 DIST Mains	V1993	ACE 22 Net	0	0	0	0	0	0
050	009	Utility	AMT 22	2023	050 Mid-States Division	AMT	009 1010 DIST Mains	V1993	AMT 22	0	0	0	0	0	0
050	009	Utility	MACRS 15	2023	050 Mid-States Division	Federal	009 1010 DIST Mains	V1993	MACRS 15	1697819.34	1490018.42	1490018.42	0	0	0
050	009	Utility	ACE 22	2023	050 Mid-States Division	ACE	009 1010 DIST Mains	V1993	ACE 22 Net	1697819.34	1490018.43	1490018.43	0	0	0
050	009	Utility	AMT 22	2023	050 Mid-States Division	AMT	009 1010 DIST Mains	V1993	AMT 22	1697819.34	1490018.43	1490018.43	0	0	0
050	009	Utility	MACRS 15	2023	050 Mid-States Division	Federal	009 1010 DIST Mains	V1993	MACRS 15	1907396.57	1593770.2	1593770.2	0	0	0
050	009	Utility	ACE 22	2023	050 Mid-States Division	ACE	009 1010 DIST Mains	V1993	ACE 22 Net	1907396.57	1593770.18	1593770.18	0	0	0
050	009	Utility	AMT 22	2023	050 Mid-States Division	AMT	009 1010 DIST Mains	V1993	AMT 22	1907396.57	1593770.18	1593770.18	0	0	0
050	009	Utility	MACRS 15	2023	050 Mid-States Division	Federal	009 1010 DIST Meas, Reg Sta	V1993	MACRS 15	4118.64	10226.95	10226.95	0	0	0
050	009	Utility	ACE 22	2023	050 Mid-States Division	ACE	009 1010 DIST Meas, Reg Sta	V1993	ACE 22 Net	4118.64	10226.96	10226.96	0	0	0
050	009	Utility	AMT 22	2023	050 Mid-States Division	AMT	009 1010 DIST Meas, Reg Sta	V1993	AMT 22	4118.64	10226.96	10226.96	0	0	0
050	009	Utility	MACRS 15	2023	050 Mid-States Division	Federal	009 1010 DIST Meas, Reg Sta	V1993	MACRS 15	75675.16	64291.92	64291.92	0	0	0
050	009	Utility	ACE 22	2023	050 Mid-States Division	ACE	009 1010 DIST Meas, Reg Sta	V1993	ACE 22 Net	75675.16	64291.93	64291.93	0	0	0
050	009	Utility	AMT 22	2023	050 Mid-States Division	AMT	009 1010 DIST Meas, Reg Sta	V1993	AMT 22	75675.16	64291.93	64291.93	0	0	0
050	009	Utility	MACRS 15	2023	050 Mid-States Division	Federal	009 1010 DIST Meas, Reg Sta	V1993	MACRS 15	1	0.8	0.8	0	0	0
050	009	Utility	ACE 22	2023	050 Mid-States Division	ACE	009 1010 DIST Meas, Reg Sta	V1993	ACE 22 Net	1	0.8	0.8	0	0	0
050	009	Utility	AMT 22	2023	050 Mid-States Division	AMT	009 1010 DIST Meas, Reg Sta	V1993	AMT 22	1	0.8	0.8	0	0	0
050	009	Utility	MACRS 15	2023	050 Mid-States Division	Federal	009 1010 DIST Meters & Regs	V1993	MACRS 15	850298.24	734590.99	734590.99	0	0	0
050	009	Utility	ACE 22	2023	050 Mid-States Division	ACE	009 1010 DIST Meters & Regs	V1993	ACE 22 Net	850298.24	734591	734591	0	0	0
050	009	Utility	AMT 22	2023	050 Mid-States Division	AMT	009 1010 DIST Meters & Regs	V1993	AMT 22	850298.24	734591	734591	0	0	0
050	009	Utility	MACRS 15	2023	050 Mid-States Division	Federal	009 1010 DIST Meters & Regs	V1993	MACRS 15	286689.21	362702.49	362702.49	0	0	0
050	009	Utility	ACE 22	2023	050 Mid-States Division	ACE	009 1010 DIST Meters & Regs	V1993	ACE 22 Net	286689.21	362702.46	362702.46	0	0	0
050	009	Utility	AMT 22	2023	050 Mid-States Division	AMT	009 1010 DIST Meters & Regs	V1993	AMT 22	286689.21	362702.46	362702.46	0	0	0
050	009	Utility	MACRS 15	2023	050 Mid-States Division	Federal	009 1010 DIST Meters & Regs	V1993	MACRS 15	328268.9	271985.07	271985.07	0	0	0
050	009	Utility	ACE 22	2023	050 Mid-States Division	ACE	009 1010 DIST Meters & Regs	V1993	ACE 22 Net	328268.9	271985.07	271985.07	0	0	0
050	009	Utility	AMT 22	2023	050 Mid-States Division	AMT	009 1010 DIST Meters & Regs	V1993	AMT 22	328268.9	271985.07	271985.07	0	0	0
050	009	Utility	MACRS 20	2023	050 Mid-States Division	Federal	009 1010 DIST Meters & Regs	V1993	MACRS 20	0	0	0	0	0	0
050	009	Utility	ACE 35	2023	050 Mid-States Division	ACE	009 1010 DIST Meters & Regs	V1993	ACE 35 Net	0	0	0	0	0	0
050	009	Utility	AMT 35	2023	050 Mid-States Division	AMT	009 1010 DIST Meters & Regs	V1993	AMT 35	0	0	0	0	0	0
050	009	Utility	MACRS 15	2023	050 Mid-States Division	Federal	009 1010 DIST Meters & Regs	V1993	MACRS 15	41667.64	34522.17	34522.17	0	0	0
050	009	Utility	ACE 22	2023	050 Mid-States Division	ACE	009 1010 DIST Meters & Regs	V1993	ACE 22 Net	41667.64	34522.17	34522.17	0	0	0
050	009	Utility	AMT 22	2023	050 Mid-States Division	AMT	009 1010 DIST Meters & Regs	V1993	AMT 22	41667.64	34522.17	34522.17	0	0	0
050	009	Utility	MACRS 5	2023	050 Mid-States Division	Federal	009 1010 GENL Communication	V1993	MACRS 5	0	0	0	0	0	0
050	009	Utility	ACE 6	2023	050 Mid-States Division	ACE	009 1010 GENL Communication	V1993	ACE 6 Net	0	0	0	0	0	0
050	009	Utility	AMT 6	2023	050 Mid-States Division	AMT	009 1010 GENL Communication	V1993	AMT 6	0	0	0	0	0	0
050	009	Utility	MACRS 5	2023	050 Mid-States Division	Federal	009 1010 GENL Communication	V1993	MACRS 5	0	0	0	0	0	0

050	009	Utility	ACE 6	2023	050 Mid-States Division	ACE	009 1010 GENL Communication	V1993	ACE 6 Net	0	0	0	0	0	0
050	009	Utility	AMT 6	2023	050 Mid-States Division	AMT	009 1010 GENL Communication	V1993	AMT 6	0	0	0	0	0	0
050	009	Utility	MACRS 5	2023	050 Mid-States Division	Federal	009 1010 GENL Communication	V1993	MACRS 5	0	0	0	0	0	0
050	009	Utility	ACE 6	2023	050 Mid-States Division	ACE	009 1010 GENL Communication	V1993	ACE 6 Net	0	0	0	0	0	0
050	009	Utility	AMT 6	2023	050 Mid-States Division	AMT	009 1010 GENL Communication	V1993	AMT 6	0	0	0	0	0	0
050	009	Utility	MACRS 5	2023	050 Mid-States Division	Federal	009 1010 GENL Communication	V1993	MACRS 5	0	0	0	0	0	0
050	009	Utility	ACE 6	2023	050 Mid-States Division	ACE	009 1010 GENL Communication	V1993	ACE 6 Net	0	0	0	0	0	0
050	009	Utility	AMT 6	2023	050 Mid-States Division	AMT	009 1010 GENL Communication	V1993	AMT 6	0	0	0	0	0	0
050	009	Utility	MACRS 5	2023	050 Mid-States Division	Federal	009 1010 GENL Communication	V1993	MACRS 5	0	0.01	0.01	0	0	0
050	009	Utility	ACE 6	2023	050 Mid-States Division	ACE	009 1010 GENL Communication	V1993	ACE 6 Net	0	0	0	0	0	0
050	009	Utility	AMT 6	2023	050 Mid-States Division	AMT	009 1010 GENL Communication	V1993	AMT 6	0	0	0	0	0	0
050	009	Utility	MACRS 5	2023	050 Mid-States Division	Federal	009 1010 GENL Computers HW	V1993	MACRS 5	0	0	0	0	0	0
050	009	Utility	ACE 6	2023	050 Mid-States Division	ACE	009 1010 GENL Computers HW	V1993	ACE 6 Net	0	0	0	0	0	0
050	009	Utility	AMT 6	2023	050 Mid-States Division	AMT	009 1010 GENL Computers HW	V1993	AMT 6	0	0	0	0	0	0
050	009	Utility	MACRS 5	2023	050 Mid-States Division	Federal	009 1010 GENL Computers HW	V1993	MACRS 5	0	0	0	0	0	0
050	009	Utility	ACE 6	2023	050 Mid-States Division	ACE	009 1010 GENL Computers HW	V1993	ACE 6 Net	0	0	0	0	0	0
050	009	Utility	AMT 6	2023	050 Mid-States Division	AMT	009 1010 GENL Computers HW	V1993	AMT 6	0	0	0	0	0	0
050	009	Utility	MACRS 5	2023	050 Mid-States Division	Federal	009 1010 GENL Equipment	V1993	MACRS 5	0	0	0	0	0	0
050	009	Utility	ACE 6	2023	050 Mid-States Division	ACE	009 1010 GENL Equipment	V1993	ACE 6 Net	0	0	0	0	0	0
050	009	Utility	AMT 6	2023	050 Mid-States Division	AMT	009 1010 GENL Equipment	V1993	AMT 6	0	0	0	0	0	0
050	009	Utility	MACRS 5	2023	050 Mid-States Division	Federal	009 1010 GENL Misc	V1993	MACRS 5	0	0	0	0	0	0
050	009	Utility	ACE 6	2023	050 Mid-States Division	ACE	009 1010 GENL Misc	V1993	ACE 6 Net	0	0	0	0	0	0
050	009	Utility	AMT 6	2023	050 Mid-States Division	AMT	009 1010 GENL Misc	V1993	AMT 6	0	0	0	0	0	0
050	009	Utility	MACRS 5	2023	050 Mid-States Division	Federal	009 1010 GENL Office 7	V1993	MACRS 5	0	0	0	0	0	0
050	009	Utility	ACE 10	2023	050 Mid-States Division	ACE	009 1010 GENL Office 7	V1993	ACE 10 Net	0	0	0	0	0	0
050	009	Utility	AMT 10	2023	050 Mid-States Division	AMT	009 1010 GENL Office 7	V1993	AMT 10	0	0	0	0	0	0
050	009	Utility	MACRS 5	2023	050 Mid-States Division	Federal	009 1010 GENL Power Operated Equip	V1993	MACRS 5	0	-0.01	-0.01	0	0	0
050	009	Utility	ACE 6	2023	050 Mid-States Division	ACE	009 1010 GENL Power Operated Equip	V1993	ACE 6 Net	0	0	0	0	0	0
050	009	Utility	AMT 6	2023	050 Mid-States Division	AMT	009 1010 GENL Power Operated Equip	V1993	AMT 6	0	0	0	0	0	0
050	009	Utility	MACRS 5	2023	050 Mid-States Division	Federal	009 1010 GENL Power Operated Equip	V1993	MACRS 5	0	0.01	0.01	0	0	0
050	009	Utility	ACE 6	2023	050 Mid-States Division	ACE	009 1010 GENL Power Operated Equip	V1993	ACE 6 Net	0	0	0	0	0	0
050	009	Utility	AMT 6	2023	050 Mid-States Division	AMT	009 1010 GENL Power Operated Equip	V1993	AMT 6	0	0	0	0	0	0
050	009	Utility	MACRS 7	2023	050 Mid-States Division	Federal	009 1010 GENL Power Operated Equip	V1993	MACRS 7	0	-0.01	-0.01	0	0	0
050	009	Utility	ACE 10	2023	050 Mid-States Division	ACE	009 1010 GENL Power Operated Equip	V1993	ACE 10 Net	0	0	0	0	0	0
050	009	Utility	AMT 10	2023	050 Mid-States Division	AMT	009 1010 GENL Power Operated Equip	V1993	AMT 10	0	0	0	0	0	0
050	009	Utility	MACRS 7	2023	050 Mid-States Division	Federal	009 1010 GENL Power Operated Equip	V1993	MACRS 7	0	0	0	0	0	0
050	009	Utility	ACE 10	2023	050 Mid-States Division	ACE	009 1010 GENL Power Operated Equip	V1993	ACE 10 Net	0	0	0	0	0	0
050	009	Utility	AMT 10	2023	050 Mid-States Division	AMT	009 1010 GENL Power Operated Equip	V1993	AMT 10	0	0	0	0	0	0
050	009	Utility	MACRS 5	2023	050 Mid-States Division	Federal	009 1010 GENL Power Operated Equip	V1993	MACRS 5	0	0	0	0	0	0
050	009	Utility	ACE 6	2023	050 Mid-States Division	ACE	009 1010 GENL Power Operated Equip	V1993	ACE 6 Net	0	0	0	0	0	0
050	009	Utility	AMT 6	2023	050 Mid-States Division	AMT	009 1010 GENL Power Operated Equip	V1993	AMT 6	0	0	0	0	0	0
050	009	Utility	MACRS 5	2023	050 Mid-States Division	Federal	009 1010 GENL Transportation	V1993	MACRS 5	0.01	0	0	0	0	0
050	009	Utility	ACE 4	2023	050 Mid-States Division	ACE	009 1010 GENL Transportation	V1993	ACE 4 Net	0.01	0.01	0.01	0	0	0
050	009	Utility	AMT 4	2023	050 Mid-States Division	AMT	009 1010 GENL Transportation	V1993	AMT 4	0.01	0.01	0.01	0	0	0
050	009	Utility	MACRS 5	2023	050 Mid-States Division	Federal	009 1010 GENL Transportation	V1993	MACRS 5	0	0	0	0	0	0
050	009	Utility	ACE 4	2023	050 Mid-States Division	ACE	009 1010 GENL Transportation	V1993	ACE 4 Net	0	0	0	0	0	0
050	009	Utility	AMT 4	2023	050 Mid-States Division	AMT	009 1010 GENL Transportation	V1993	AMT 4	0	0	0	0	0	0
050	009	Utility	MACRS 7	2023	050 Mid-States Division	Federal	009 1010 STOR Equipment	V1993	MACRS 7	5313.61	4166.81	4166.81	0	0	0
050	009	Utility	ACE 14	2023	050 Mid-States Division	ACE	009 1010 STOR Equipment	V1993	ACE 14 Net	5313.61	4166.81	4166.81	0	0	0
050	009	Utility	AMT 14	2023	050 Mid-States Division	AMT	009 1010 STOR Equipment	V1993	AMT 14	5313.61	4166.81	4166.81	0	0	0
050	009	Utility	MACRS 7	2023	050 Mid-States Division	Federal	009 1010 STOR Lines	V1993	MACRS 7	90545.38	71003.39	71003.39	0	0	0
050	009	Utility	ACE 14	2023	050 Mid-States Division	ACE	009 1010 STOR Lines	V1993	ACE 14 Net	90545.38	71003.39	71003.39	0	0	0
050	009	Utility	AMT 14	2023	050 Mid-States Division	AMT	009 1010 STOR Lines	V1993	AMT 14	90545.38	71003.39	71003.39	0	0	0
050	009	Utility	MACRS 7	2023	050 Mid-States Division	Federal	009 1010 STOR Meas & Reg Equip	V1993	MACRS 7	49858.99	39098.14	39098.14	0	0	0
050	009	Utility	ACE 14	2023	050 Mid-States Division	ACE	009 1010 STOR Meas & Reg Equip	V1993	ACE 14 Net	49858.99	39098.14	39098.14	0	0	0
050	009	Utility	AMT 14	2023	050 Mid-States Division	AMT	009 1010 STOR Meas & Reg Equip	V1993	AMT 14	49858.99	39098.14	39098.14	0	0	0
050	009	Utility	MACRS 7	2023	050 Mid-States Division	Federal	009 1010 STOR Structures	V1993	MACRS 7	23780	18647.67	18647.67	0	0	0
050	009	Utility	ACE 14	2023	050 Mid-States Division	ACE	009 1010 STOR Structures	V1993	ACE 14 Net	23780	18647.67	18647.67	0	0	0
050	009	Utility	AMT 14	2023	050 Mid-States Division	AMT	009 1010 STOR Structures	V1993	AMT 14	23780	18647.67	18647.67	0	0	0
050	009	Utility	MACRS 7	2023	050 Mid-States Division	Federal	009 1010 STOR Structures	V1993	MACRS 7	6996.66	5486.6	5486.6	0	0	0
050	009	Utility	ACE 14	2023	050 Mid-States Division	ACE	009 1010 STOR Structures	V1993	ACE 14 Net	6996.66	5486.6	5486.6	0	0	0
050	009	Utility	AMT 14	2023	050 Mid-States Division	AMT	009 1010 STOR Structures	V1993	AMT 14	6996.66	5486.6	5486.6	0	0	0
050	009	Utility	MACRS 7	2023	050 Mid-States Division	Federal	009 1010 STOR Structures	V1993	MACRS 7	2988	2343.12	2343.12	0	0	0
050	009	Utility	ACE 14	2023	050 Mid-States Division	ACE	009 1010 STOR Structures	V1993	ACE 14 Net	2988	2343.12	2343.12	0	0	0
050	009	Utility	AMT 14	2023	050 Mid-States Division	AMT	009 1010 STOR Structures	V1993	AMT 14	2988	2343.12	2343.12	0	0	0
050	009	Utility	MACRS 7	2023	050 Mid-States Division	Federal	009 1010 STOR Wells	V1993	MACRS 7	43029.34	33742.52	33742.52	0	0	0
050	009	Utility	ACE 14	2023	050 Mid-States Division	ACE	009 1010 STOR Wells	V1993	ACE 14 Net	43029.34	33742.52	33742.52	0	0	0
050	009	Utility	AMT 14	2023	050 Mid-States Division	AMT	009 1010 STOR Wells	V1993	AMT 14	43029.34	33742.52	33742.52	0	0	0
050	009	Utility	MACRS 7	2023	050 Mid-States Division	Federal	009 1010 STOR Wells	V1993	MACRS 7	155813.72	122185.14	122185.14	0	0	0
050	009	Utility	ACE 14	2023	050 Mid-States Division	ACE	009 1010 STOR Wells	V1993	ACE 14 Net	155813.72	122185.14	122185.14	0	0	0
050	009	Utility	AMT 14	2023	050 Mid-States Division	AMT	009 1010 STOR Wells	V1993	AMT 14	155813.72	122185.14	122185.14	0	0	0
050	009	Utility	NONE	2023	050 Mid-States Division	Federal	009 1010 TRAN Land, Land Rights	V1993	NONE	10162.12	10162.12	0	0	0	0
050	009	Utility	MACRS 15	2023	050 Mid-States Division	Federal	009 1010 TRAN Mains	V1993	MACRS 15	707361.63	622149.03	622149.03	0	0	0
050	009	Utility	ACE 22	2023	050 Mid-States Division	ACE	009 1010 TRAN Mains	V1993	ACE 22 Net	707361.63	622149.03	622149.03	0	0	0
050	009	Utility	AMT 22	2023	050 Mid-States Division	AMT	009 1010 TRAN Mains	V1993	AMT 22	707361.63	622149.03	622149.03	0	0	0
050	009	Utility	MACRS 15	2023	050 Mid-States Division	Federal	009 1010 TRAN Mains	V1993	MACRS 15	107.58	92.11	92.11	0	0	0
050	009	Utility	ACE 22	2023	050 Mid-States Division	ACE	009 1010 TRAN Mains	V1993	ACE 22 Net	107.58	92.11	92.11	0	0	0
050	009	Utility	AMT 22	2023	050 Mid-States Division	AMT	009 1010 TRAN Mains	V1993	AMT 22	107.58	92.11	92.11	0	0	0
050	009	Utility	MACRS 15	2023	050 Mid-States Division	Federal	009 1010 TRAN Meas, Reg Sta Equip	V1993	MACRS 15	172605.53	137268.5	137268.5	0	0	0
050	009	Utility	ACE 22	2023	050 Mid-States Division	ACE	009 1010 TRAN Meas, Reg Sta Equip	V1993	ACE 22 Net	172605.53	137268.5	137268.5	0	0	0
050	009	Utility	AMT 22	2023	050 Mid-States Division	AMT	009 1010 TRAN Meas, Reg Sta Equip	V1993	AMT 22	172605.53	137268.5	137268.5	0	0	0
050	091	Utility	MACRS 5	2023	050 Mid-States Division	Federal	091 1010 GENL Computers HW	V1993	MACRS 5	0	0	0	0	0	0
050	091	Utility	ACE 6	2023	050 Mid-States Division	ACE	091 1010 GENL Computers HW	V1993	ACE 6 Net	0	0	0	0	0	0
050	091	Utility	AMT 6	2023	050 Mid-States Division	AMT	091 1010 GENL Computers HW	V1993	AMT 6	0	0	0	0	0	0
050	091	Utility	MACRS 5	2023	050 Mid-States Division	Federal	091 1010 GENL Power Operated Equip	V1993	MACRS 5	0	0	0	0	0	0
050	091	Utility	ACE 6	2023	050 Mid-States Division	ACE	091 1010 GENL Power Operated Equip	V1993	ACE 6 Net	0	0	0	0	0	0
050	091	Utility	AMT 6	2023	050 Mid-States Division	AMT	091 1010 GENL Power Operated Equip	V1993	AMT 6	0	0	0	0	0	0
050	093	Utility	MACRS 5	2023	050 Mid-States Division	Federal	093 1010 DIST Meas, Reg Sta	V1993	MACRS 5	1062082.1	1038038.61	1038038.61	0	0	0
050	093	Utility	ACE 10	2023	050 Mid-States Division	ACE	093 1010 DIST Meas, Reg Sta	V1993	ACE 10 Net	1062082.1	1038038.61	1038038.61	0	0	0
050	093	Utility	AMT 10	2023	050 Mid-States Division	AMT	093 1010 DIST Meas, Reg Sta	V1993	AMT 10	1062082.1	1038038.61	1038038.61	0	0	0
050	093	Utility	MACRS 20	2023	050 Mid-States Division	Federal	093 1010 DIST Meters & Regs	V1993	MACRS 20	6950.31	430134.19	430134.19	0	0	0
050	093	Utility	ACE 35	2023	050 Mid-States Division	ACE	093 1010 DIST Meters & Regs	V1993	ACE 35 Net	6950.31	430134.19	362539.59	67594.6	0	0

050	093	Utility	AMT 35	2023	050 Mid-States Division	AMT	093 1010 DIST Meters & Regs	V1993	AMT 35	6950.31	430134.19	369300.31	60833.88	0	0
050	093	Utility	MACRS 5	2023	050 Mid-States Division	Federal	093 1010 GENL Communication	V1993	MACRS 5	0	36162.38	36162.38	0	0	0
050	093	Utility	ACE 6	2023	050 Mid-States Division	ACE	093 1010 GENL Communication	V1993	ACE 6 Net	0	36162.39	36162.39	0	0	0
050	093	Utility	AMT 6	2023	050 Mid-States Division	AMT	093 1010 GENL Communication	V1993	AMT 6	0	36162.39	36162.39	0	0	0
050	093	Utility	MACRS 39	2023	050 Mid-States Division	Federal	093 1010 GENL Structures	V1993	MACRS 31.5 JUN	370832	416982	395484.96	13239.18	0	0
050	093	Utility	ACE 40	2023	050 Mid-States Division	ACE	093 1010 GENL Structures	V1993	ACE 40 Net	370832	416982	307522.31	10423.85	0	0
050	093	Utility	AMT 40	2023	050 Mid-States Division	AMT	093 1010 GENL Structures	V1993	AMT 40	370832	416982	318240.65	9423.79	0	0
050	093	Utility	MACRS 5	2023	050 Mid-States Division	Federal	093 1010 GENL Tools	V1993	MACRS 5	23845.58	77688.68	77688.68	0	0	0
050	093	Utility	ACE 6	2023	050 Mid-States Division	ACE	093 1010 GENL Tools	V1993	ACE 6 Net	23845.58	77688.69	77688.69	0	0	0
050	093	Utility	AMT 6	2023	050 Mid-States Division	AMT	093 1010 GENL Tools	V1993	AMT 6	23845.58	77688.69	77688.69	0	0	0
050	096	Utility	MACRS 20	2023	050 Mid-States Division	Federal	096 1010 DIST Meters & Regs	V1993	MACRS 20	1121731.98	1703209.42	1703209.42	0	0	0
050	096	Utility	ACE 35	2023	050 Mid-States Division	ACE	096 1010 DIST Meters & Regs	V1993	ACE 35 Net	1121731.98	1703209.42	1435554	48662.43	0	0
050	096	Utility	AMT 35	2023	050 Mid-States Division	AMT	096 1010 DIST Meters & Regs	V1993	AMT 35	1121731.98	1703209.42	1462324.51	43789.51	0	0
050	096	Utility	MACRS 5	2023	050 Mid-States Division	Federal	096 1010 GENL Communication	V1993	MACRS 5	0.31	3532.39	3532.39	0	0	0
050	096	Utility	ACE 6	2023	050 Mid-States Division	ACE	096 1010 GENL Communication	V1993	ACE 6 Net	0.31	3532.39	3532.39	0	0	0
050	096	Utility	AMT 6	2023	050 Mid-States Division	AMT	096 1010 GENL Communication	V1993	AMT 6	0.31	3532.39	3532.39	0	0	0
050	096	Utility	MACRS 5	2023	050 Mid-States Division	Federal	096 1010 GENL Communication	V1993	MACRS 5	0	0	0	0	0	0
050	096	Utility	ACE 6	2023	050 Mid-States Division	ACE	096 1010 GENL Communication	V1993	ACE 6 Net	0	0	0	0	0	0
050	096	Utility	AMT 6	2023	050 Mid-States Division	AMT	096 1010 GENL Communication	V1993	AMT 6	0	0	0	0	0	0
050	096	Utility	MACRS 5	2023	050 Mid-States Division	Federal	096 1010 GENL Power Operated Equip	V1993	MACRS 5	0	-0.01	-0.01	0	0	0
050	096	Utility	ACE 6	2023	050 Mid-States Division	ACE	096 1010 GENL Power Operated Equip	V1993	ACE 6 Net	0	0	0	0	0	0
050	096	Utility	AMT 6	2023	050 Mid-States Division	AMT	096 1010 GENL Power Operated Equip	V1993	AMT 6	0	0	0	0	0	0
050	096	Utility	MACRS 5	2023	050 Mid-States Division	Federal	096 1010 GENL Transportation	V1993	MACRS 5	0	-0.01	-0.01	0	0	0
050	096	Utility	ACE 4	2023	050 Mid-States Division	ACE	096 1010 GENL Transportation	V1993	ACE 4 Net	0	0	0	0	0	0
050	096	Utility	AMT 4	2023	050 Mid-States Division	AMT	096 1010 GENL Transportation	V1993	AMT 4	0	0	0	0	0	0
050	009	Utility	MACRS 7	2023	050 Mid-States Division	Federal	009 1010 DIST Equipment	V1994	MACRS 7	16377.14	12842.54	12842.54	0	0	0
050	009	Utility	AMT 10	2023	050 Mid-States Division	AMT	009 1010 DIST Equipment	V1994	AMT 10	16377.14	12842.54	12842.54	0	0	0
050	009	Utility	MACRS 7	2023	050 Mid-States Division	Federal	009 1010 DIST Equipment	V1994	MACRS 7	112222.99	88002.4	88002.4	0	0	0
050	009	Utility	AMT 10	2023	050 Mid-States Division	AMT	009 1010 DIST Equipment	V1994	AMT 10	112222.99	88002.42	88002.42	0	0	0
050	009	Utility	MACRS 7	2023	050 Mid-States Division	Federal	009 1010 DIST Equipment	V1994	MACRS 7	711.94	558.28	558.28	0	0	0
050	009	Utility	AMT 10	2023	050 Mid-States Division	AMT	009 1010 DIST Equipment	V1994	AMT 10	711.94	558.28	558.28	0	0	0
050	009	Utility	MACRS 5	2023	050 Mid-States Division	Federal	009 1010 DIST Equipment	V1994	MACRS 5	18501.8	18590.14	18590.14	0	0	0
050	009	Utility	AMT 6	2023	050 Mid-States Division	AMT	009 1010 DIST Equipment	V1994	AMT 6	18501.8	18590.14	18590.14	0	0	0
050	009	Utility	MACRS 7	2023	050 Mid-States Division	Federal	009 1010 DIST Equipment	V1994	MACRS 7	157.75	123.7	123.7	0	0	0
050	009	Utility	AMT 10	2023	050 Mid-States Division	AMT	009 1010 DIST Equipment	V1994	AMT 10	157.75	123.7	123.7	0	0	0
050	009	Utility	MACRS 5	2023	050 Mid-States Division	Federal	009 1010 DIST Equipment	V1994	MACRS 5	14523.25	14592.59	14592.59	0	0	0
050	009	Utility	AMT 10	2023	050 Mid-States Division	AMT	009 1010 DIST Equipment	V1994	AMT 10	14523.25	14592.59	14592.59	0	0	0
050	009	Utility	NONE	2023	050 Mid-States Division	Federal	009 1010 DIST Land, Land Rights	V1994	NONE	3170.59	3170.59	0	0	0	0
050	009	Utility	MACRS 20	2023	050 Mid-States Division	Federal	009 1010 DIST Mains	V1994	MACRS 20	0	0	0	0	0	0
050	009	Utility	AMT 35	2023	050 Mid-States Division	AMT	009 1010 DIST Mains	V1994	AMT 35	0	0	0	0	0	0
050	009	Utility	MACRS 15	2023	050 Mid-States Division	Federal	009 1010 DIST Mains	V1994	MACRS 15	570411.71	502414.38	502414.38	0	0	0
050	009	Utility	AMT 22	2023	050 Mid-States Division	AMT	009 1010 DIST Mains	V1994	AMT 22	570411.71	502414.43	502414.43	0	0	0
050	009	Utility	MACRS 15	2023	050 Mid-States Division	Federal	009 1010 DIST Mains	V1994	MACRS 15	176871.53	985096.08	985096.08	0	0	0
050	009	Utility	AMT 22	2023	050 Mid-States Division	AMT	009 1010 DIST Mains	V1994	AMT 22	176871.53	985096.1	985096.1	0	0	0
050	009	Utility	MACRS 7	2023	050 Mid-States Division	Federal	009 1010 DIST Mains	V1994	MACRS 7	0	0	0	0	0	0
050	009	Utility	AMT 14	2023	050 Mid-States Division	AMT	009 1010 DIST Mains	V1994	AMT 14	0	0	0	0	0	0
050	009	Utility	MACRS 15	2023	050 Mid-States Division	Federal	009 1010 DIST Mains	V1994	MACRS 15	2480620.62	2060038.3	2060038.3	0	0	0
050	009	Utility	AMT 22	2023	050 Mid-States Division	AMT	009 1010 DIST Mains	V1994	AMT 22	2480620.62	2060038.35	2060038.35	0	0	0
050	009	Utility	MACRS 15	2023	050 Mid-States Division	Federal	009 1010 DIST Meas, Reg Sta	V1994	MACRS 15	1976.33	1571.46	1571.46	0	0	0
050	009	Utility	AMT 22	2023	050 Mid-States Division	AMT	009 1010 DIST Meas, Reg Sta	V1994	AMT 22	1976.33	1571.46	1571.46	0	0	0
050	009	Utility	MACRS 15	2023	050 Mid-States Division	Federal	009 1010 DIST Meas, Reg Sta	V1994	MACRS 15	202567.44	167308.37	167308.37	0	0	0
050	009	Utility	AMT 22	2023	050 Mid-States Division	AMT	009 1010 DIST Meas, Reg Sta	V1994	AMT 22	202567.44	167308.37	167308.37	0	0	0
050	009	Utility	MACRS 15	2023	050 Mid-States Division	Federal	009 1010 DIST Meas, Reg Sta	V1994	MACRS 15	104575.07	83535.01	83535.01	0	0	0
050	009	Utility	AMT 22	2023	050 Mid-States Division	AMT	009 1010 DIST Meas, Reg Sta	V1994	AMT 22	104575.07	83535.02	83535.02	0	0	0
050	009	Utility	MACRS 20	2023	050 Mid-States Division	Federal	009 1010 DIST Meas, Reg Sta (Ind)	V1994	MACRS 20	0	0	0	0	0	0
050	009	Utility	AMT 35	2023	050 Mid-States Division	AMT	009 1010 DIST Meas, Reg Sta (Ind)	V1994	AMT 35	0	0	0	0	0	0
050	009	Utility	MACRS 15	2023	050 Mid-States Division	Federal	009 1010 DIST Meas, Reg Sta (Ind)	V1994	MACRS 15	137538.65	109362.4	109362.4	0	0	0
050	009	Utility	AMT 22	2023	050 Mid-States Division	AMT	009 1010 DIST Meas, Reg Sta (Ind)	V1994	AMT 22	137538.65	109362.4	109362.4	0	0	0
050	009	Utility	MACRS 15	2023	050 Mid-States Division	Federal	009 1010 DIST Meters & Regs	V1994	MACRS 15	253115.85	205847.48	205847.48	0	0	0
050	009	Utility	AMT 22	2023	050 Mid-States Division	AMT	009 1010 DIST Meters & Regs	V1994	AMT 22	253115.85	205847.48	205847.48	0	0	0
050	009	Utility	MACRS 15	2023	050 Mid-States Division	Federal	009 1010 DIST Meters & Regs	V1994	MACRS 15	388270.39	513491.66	513491.66	0	0	0
050	009	Utility	AMT 22	2023	050 Mid-States Division	AMT	009 1010 DIST Meters & Regs	V1994	AMT 22	388270.39	513491.67	513491.67	0	0	0
050	009	Utility	MACRS 20	2023	050 Mid-States Division	Federal	009 1010 DIST Meters & Regs	V1994	MACRS 20	0	0	0	0	0	0
050	009	Utility	AMT 35	2023	050 Mid-States Division	AMT	009 1010 DIST Meters & Regs	V1994	AMT 35	0	0	0	0	0	0
050	009	Utility	MACRS 15	2023	050 Mid-States Division	Federal	009 1010 DIST Meters & Regs	V1994	MACRS 15	376003.71	354183.2	354183.2	0	0	0
050	009	Utility	AMT 22	2023	050 Mid-States Division	AMT	009 1010 DIST Meters & Regs	V1994	AMT 22	376003.71	354183.18	354183.18	0	0	0
050	009	Utility	MACRS 15	2023	050 Mid-States Division	Federal	009 1010 DIST Meters & Regs	V1994	MACRS 15	95222.77	77440.32	77440.32	0	0	0
050	009	Utility	AMT 22	2023	050 Mid-States Division	AMT	009 1010 DIST Meters & Regs	V1994	AMT 22	95222.77	77440.32	77440.32	0	0	0
050	009	Utility	MACRS 20	2023	050 Mid-States Division	Federal	009 1010 DIST Structures	V1994	MACRS 20	0	0	0	0	0	0
050	009	Utility	AMT 35	2023	050 Mid-States Division	AMT	009 1010 DIST Structures	V1994	AMT 35	0	0	0	0	0	0
050	009	Utility	MACRS 20	2023	050 Mid-States Division	Federal	009 1010 DIST Structures	V1994	MACRS 20	0	0	0	0	0	0
050	009	Utility	AMT 35	2023	050 Mid-States Division	AMT	009 1010 DIST Structures	V1994	AMT 35	0	0	0	0	0	0
050	009	Utility	MACRS 7	2023	050 Mid-States Division	Federal	009 1010 GENL Communication	V1994	MACRS 7	-25130.44	0	0	0	0	0
050	009	Utility	AMT 10	2023	050 Mid-States Division	AMT	009 1010 GENL Communication	V1994	AMT 10	-25130.44	0	0	0	0	0
050	009	Utility	MACRS 5	2023	050 Mid-States Division	Federal	009 1010 GENL Communication	V1994	MACRS 5	0	0	0	0	0	0
050	009	Utility	AMT 6	2023	050 Mid-States Division	AMT	009 1010 GENL Communication	V1994	AMT 6	0	0	0	0	0	0
050	009	Utility	MACRS 5	2023	050 Mid-States Division	Federal	009 1010 GENL Communication	V1994	MACRS 5	0.53	0.53	0.53	0	0	0
050	009	Utility	AMT 6	2023	050 Mid-States Division	AMT	009 1010 GENL Communication	V1994	AMT 6	0.53	0.53	0.53	0	0	0
050	009	Utility	MACRS 5	2023	050 Mid-States Division	Federal	009 1010 GENL Computers HW	V1994	MACRS 5	0	0	0	0	0	0
050	009	Utility	AMT 6	2023	050 Mid-States Division	AMT	009 1010 GENL Computers HW	V1994	AMT 6	0	0	0	0	0	0
050	009	Utility	SL 5	2023	050 Mid-States Division	Federal	009 1010 GENL Computers HW	V1994	SL 5	0	0	0	0	0	0
050	009	Utility	SL 3	2023	050 Mid-States Division	Federal	009 1010 GENL Computers HW	V1994	SL 3	0	0	0	0	0	0
050	009	Utility	MACRS 5	2023	050 Mid-States Division	Federal	009 1010 GENL Computers HW	V1994	MACRS 5	-271261.91	-271261.91	-271261.91	0	0	0
050	009	Utility	AMT 6	2023	050 Mid-States Division	AMT	009 1010 GENL Computers HW	V1994	AMT 6	-271261.91	-271261.91	-271261.91	0	0	0
050	009	Utility	SL 3	2023	050 Mid-States Division	Federal	009 1010 GENL Computers SW	V1994	SL 3	0	0	0	0	0	0
050	009	Utility	SL 3	2023	050 Mid-States Division	Federal	009 1010 GENL Computers SW	V1994	SL 3	0.02	0.02	0.02	0	0	0
050	009	Utility	SL 3	2023	050 Mid-States Division	Federal	009 1010 GENL Computers SW	V1994	SL 3	0	0	0	0	0	0
050	009	Utility	MACRS 5	2023	050 Mid-States Division	Federal	009 1010 GENL Office 7	V1994	MACRS 5	0	0	0	0	0	0
050	009	Utility	AMT 10	2023	050 Mid-States Division	AMT	009 1010 GENL Office 7	V1994	AMT 10	0	0	0	0	0	0
050	009	Utility	MACRS 7	2023	050 Mid-States Division	Federal	009 1010 GENL Power Operated Equip	V1994	MACRS 7	0	0	0	0	0	0
050	009	Utility	AMT 10	2023	050 Mid-States Division	AMT	009 1010 GENL Power Operated Equip	V1994	AMT 10	0	0	0	0	0	0
050	009	Utility	MACRS 5	2023	050 Mid-States Division	Federal	009 1010 GENL Power Operated Equip	V1994	MACRS 5	0	0	0	0	0	0

050	009	Utility	AMT 6	2023 050 Mid-States Division	AMT	009 1010 GENL Power Operated Equip	V1994	AMT 6	0	0	0	0	0	0
050	009	Utility	MACRS 5	2023 050 Mid-States Division	Federal	009 1010 GENL Power Operated Equip	V1994	MACRS 5	0	0	0	0	0	0
050	009	Utility	AMT 6	2023 050 Mid-States Division	AMT	009 1010 GENL Power Operated Equip	V1994	AMT 6	0	0	0	0	0	0
050	009	Utility	MACRS 5	2023 050 Mid-States Division	Federal	009 1010 GENL Power Operated Equip	V1994	MACRS 5	0	0.01	0.01	0	0	0
050	009	Utility	AMT 6	2023 050 Mid-States Division	AMT	009 1010 GENL Power Operated Equip	V1994	AMT 6	0	0	0	0	0	0
050	009	Utility	MACRS 5	2023 050 Mid-States Division	Federal	009 1010 GENL Power Operated Equip	V1994	MACRS 5	0	0	0	0	0	0
050	009	Utility	AMT 6	2023 050 Mid-States Division	AMT	009 1010 GENL Power Operated Equip	V1994	AMT 6	0	0	0	0	0	0
050	009	Utility	MACRS 39	2023 050 Mid-States Division	Federal	009 1010 GENL Structures	V1994	MACRS 39	11565.84	10112.87	6842.17	233.61	0	0
050	009	Utility	AMT 40	2023 050 Mid-States Division	AMT	009 1010 GENL Structures	V1994	AMT 40	11565.84	10112.87	7490.6	227.54	0	0
050	009	Utility	MACRS 5	2023 050 Mid-States Division	Federal	009 1010 GENL Tools	V1994	MACRS 5	0	0	0	0	0	0
050	009	Utility	AMT 6	2023 050 Mid-States Division	AMT	009 1010 GENL Tools	V1994	AMT 6	0	0	0	0	0	0
050	009	Utility	MACRS 7	2023 050 Mid-States Division	Federal	009 1010 GENL Tools	V1994	MACRS 7	0	206913.07	206913.07	0	0	0
050	009	Utility	AMT 10	2023 050 Mid-States Division	AMT	009 1010 GENL Tools	V1994	AMT 10	0	206913.08	206913.08	0	0	0
050	009	Utility	MACRS 5	2023 050 Mid-States Division	Federal	009 1010 GENL Transportation	V1994	MACRS 5	0	0.02	0.02	0	0	0
050	009	Utility	AMT 4	2023 050 Mid-States Division	AMT	009 1010 GENL Transportation	V1994	AMT 4	0	0	0	0	0	0
050	009	Utility	MACRS 5	2023 050 Mid-States Division	Federal	009 1010 GENL Transportation	V1994	MACRS 5	0	0	0	0	0	0
050	009	Utility	AMT 4	2023 050 Mid-States Division	AMT	009 1010 GENL Transportation	V1994	AMT 4	0	0	0	0	0	0
050	009	Utility	MACRS 5	2023 050 Mid-States Division	Federal	009 1010 GENL Transportation	V1994	MACRS 5	0	0	0	0	0	0
050	009	Utility	AMT 4	2023 050 Mid-States Division	AMT	009 1010 GENL Transportation	V1994	AMT 4	0	0	0	0	0	0
050	009	Utility	MACRS 5	2023 050 Mid-States Division	Federal	009 1010 GENL Transportation	V1994	MACRS 5	0	0	0	0	0	0
050	009	Utility	AMT 4	2023 050 Mid-States Division	AMT	009 1010 GENL Transportation	V1994	AMT 4	0	0	0	0	0	0
050	009	Utility	MACRS 7	2023 050 Mid-States Division	Federal	009 1010 STOR Equipment	V1994	MACRS 7	9810.97	7693.51	7693.51	0	0	0
050	009	Utility	AMT 14	2023 050 Mid-States Division	AMT	009 1010 STOR Equipment	V1994	AMT 14	9810.97	7693.51	7693.51	0	0	0
050	009	Utility	MACRS 7	2023 050 Mid-States Division	Federal	009 1010 STOR Equipment	V1994	MACRS 7	82221.05	64475.67	64475.67	0	0	0
050	009	Utility	AMT 14	2023 050 Mid-States Division	AMT	009 1010 STOR Equipment	V1994	AMT 14	82221.05	64475.67	64475.67	0	0	0
050	009	Utility	MACRS 7	2023 050 Mid-States Division	Federal	009 1010 STOR Lines	V1994	MACRS 7	8352.15	6549.53	6549.53	0	0	0
050	009	Utility	AMT 14	2023 050 Mid-States Division	AMT	009 1010 STOR Lines	V1994	AMT 14	8352.15	6549.53	6549.53	0	0	0
050	009	Utility	MACRS 7	2023 050 Mid-States Division	Federal	009 1010 STOR Meas & Reg Equip	V1994	MACRS 7	95879.64	75186.36	75186.36	0	0	0
050	009	Utility	AMT 14	2023 050 Mid-States Division	AMT	009 1010 STOR Meas & Reg Equip	V1994	AMT 14	95879.64	75186.36	75186.36	0	0	0
050	009	Utility	MACRS 7	2023 050 Mid-States Division	Federal	009 1010 STOR Structures	V1994	MACRS 7	14576.19	11430.28	11430.28	0	0	0
050	009	Utility	AMT 14	2023 050 Mid-States Division	AMT	009 1010 STOR Structures	V1994	AMT 14	14576.19	11430.28	11430.28	0	0	0
050	009	Utility	MACRS 7	2023 050 Mid-States Division	Federal	009 1010 STOR Wells	V1994	MACRS 7	7030.09	5512.82	5512.82	0	0	0
050	009	Utility	AMT 14	2023 050 Mid-States Division	AMT	009 1010 STOR Wells	V1994	AMT 14	7030.09	5512.82	5512.82	0	0	0
050	009	Utility	MACRS 7	2023 050 Mid-States Division	Federal	009 1010 STOR Wells	V1994	MACRS 7	13396.15	10504.93	10504.93	0	0	0
050	009	Utility	AMT 14	2023 050 Mid-States Division	AMT	009 1010 STOR Wells	V1994	AMT 14	13396.15	10504.93	10504.93	0	0	0
050	009	Utility	MACRS 15	2023 050 Mid-States Division	Federal	009 1010 TRAN Mains	V1994	MACRS 15	13350.75	20130.61	20130.61	0	0	0
050	009	Utility	AMT 22	2023 050 Mid-States Division	AMT	009 1010 TRAN Mains	V1994	AMT 22	13350.75	20130.61	20130.61	0	0	0
050	009	Utility	MACRS 15	2023 050 Mid-States Division	Federal	009 1010 TRAN Mains	V1994	MACRS 15	1568027.34	1374242.52	1374242.52	0	0	0
050	009	Utility	AMT 22	2023 050 Mid-States Division	AMT	009 1010 TRAN Mains	V1994	AMT 22	1568027.34	1374242.52	1374242.52	0	0	0
050	009	Utility	MACRS 15	2023 050 Mid-States Division	Federal	009 1010 TRAN Meas, Reg Sta Equip	V1994	MACRS 15	156267.91	124254.76	124254.76	0	0	0
050	009	Utility	AMT 22	2023 050 Mid-States Division	AMT	009 1010 TRAN Meas, Reg Sta Equip	V1994	AMT 22	156267.91	124254.76	124254.76	0	0	0
050	009	Utility	MACRS 15	2023 050 Mid-States Division	Federal	009 1010 TRAN Structures	V1994	MACRS 15	1505	1196.69	1196.69	0	0	0
050	009	Utility	AMT 22	2023 050 Mid-States Division	AMT	009 1010 TRAN Structures	V1994	AMT 22	1505	1196.69	1196.69	0	0	0
050	091	Utility	MACRS 5	2023 050 Mid-States Division	Federal	091 1010 GENL Computers SW	V1994	MACRS 5	231.66	226.41	226.41	0	0	0
050	091	Utility	AMT 6	2023 050 Mid-States Division	AMT	091 1010 GENL Computers SW	V1994	AMT 6	231.66	226.41	226.41	0	0	0
050	091	Utility	MACRS 5	2023 050 Mid-States Division	Federal	091 1010 GENL Power Operated Equip	V1994	MACRS 5	0	0	0	0	0	0
050	091	Utility	AMT 6	2023 050 Mid-States Division	AMT	091 1010 GENL Power Operated Equip	V1994	AMT 6	0	0	0	0	0	0
050	091	Utility	MACRS 5	2023 050 Mid-States Division	Federal	091 1010 GENL Tools	V1994	MACRS 5	0	0.01	0.01	0	0	0
050	091	Utility	AMT 6	2023 050 Mid-States Division	AMT	091 1010 GENL Tools	V1994	AMT 6	0	0	0	0	0	0
050	091	Utility	MACRS 5	2023 050 Mid-States Division	Federal	091 1010 GENL Transportation	V1994	MACRS 5	0	0	0	0	0	0
050	091	Utility	AMT 4	2023 050 Mid-States Division	AMT	091 1010 GENL Transportation	V1994	AMT 4	0	0	0	0	0	0
050	093	Utility	MACRS 5	2023 050 Mid-States Division	Federal	093 1010 DIST Mains	V1994	MACRS 5	165658.4	181490.96	181490.96	0	0	0
050	093	Utility	AMT 10	2023 050 Mid-States Division	AMT	093 1010 DIST Mains	V1994	AMT 10	165658.4	181490.96	181490.96	0	0	0
050	093	Utility	MACRS 20	2023 050 Mid-States Division	Federal	093 1010 DIST Meters & Regs	V1994	MACRS 20	1661157.05	1985663.18	1985663.18	0	0	0
050	093	Utility	AMT 35	2023 050 Mid-States Division	AMT	093 1010 DIST Meters & Regs	V1994	AMT 35	1661157.05	1985663.18	1653759.58	51071.26	0	0
050	093	Utility	MACRS 5	2023 050 Mid-States Division	Federal	093 1010 GENL Communication	V1994	MACRS 5	2373.35	2319.63	2319.63	0	0	0
050	093	Utility	AMT 6	2023 050 Mid-States Division	AMT	093 1010 GENL Communication	V1994	AMT 6	2373.35	2319.63	2319.63	0	0	0
050	093	Utility	MACRS 5	2023 050 Mid-States Division	Federal	093 1010 GENL Communication	V1994	MACRS 5	0	0.01	0.01	0	0	0
050	093	Utility	AMT 6	2023 050 Mid-States Division	AMT	093 1010 GENL Communication	V1994	AMT 6	0	0	0	0	0	0
050	093	Utility	MACRS 5	2023 050 Mid-States Division	Federal	093 1010 GENL Communication	V1994	MACRS 5	0.41	0.4	0.4	0	0	0
050	093	Utility	AMT 6	2023 050 Mid-States Division	AMT	093 1010 GENL Communication	V1994	AMT 6	0.41	0.4	0.4	0	0	0
050	093	Utility	MACRS 5	2023 050 Mid-States Division	Federal	093 1010 GENL Communication	V1994	MACRS 5	0	0	0	0	0	0
050	093	Utility	AMT 6	2023 050 Mid-States Division	AMT	093 1010 GENL Communication	V1994	AMT 6	0	0	0	0	0	0
050	093	Utility	MACRS 5	2023 050 Mid-States Division	Federal	093 1010 GENL Misc	V1994	MACRS 5	1177.15	1150.5	1150.5	0	0	0
050	093	Utility	AMT 6	2023 050 Mid-States Division	AMT	093 1010 GENL Misc	V1994	AMT 6	1177.15	1150.5	1150.5	0	0	0
050	093	Utility	MACRS 5	2023 050 Mid-States Division	Federal	093 1010 GENL Power Operated Equip	V1994	MACRS 5	0	0	0	0	0	0
050	093	Utility	AMT 6	2023 050 Mid-States Division	AMT	093 1010 GENL Power Operated Equip	V1994	AMT 6	0	0	0	0	0	0
050	093	Utility	MACRS 5	2023 050 Mid-States Division	Federal	093 1010 GENL Tools	V1994	MACRS 5	0	0	0	0	0	0
050	093	Utility	AMT 6	2023 050 Mid-States Division	AMT	093 1010 GENL Tools	V1994	AMT 6	0	0	0	0	0	0
050	093	Utility	MACRS 5	2023 050 Mid-States Division	Federal	093 1010 GENL Transportation	V1994	MACRS 5	869906.61	850213.84	850213.84	0	0	0
050	093	Utility	AMT 4	2023 050 Mid-States Division	AMT	093 1010 GENL Transportation	V1994	AMT 4	869906.61	850213.82	850213.82	0	0	0
050	009	Utility	SL 3	2023 050 Mid-States Division	Federal	009 1010 DIST Equipment	V1995	SL 3	151211.3	151211.3	151211.3	0	0	0
050	009	Utility	MACRS 7	2023 050 Mid-States Division	Federal	009 1010 DIST Equipment	V1995	MACRS 7	7189	5637.43	5637.43	0	0	0
050	009	Utility	AMT 10	2023 050 Mid-States Division	AMT	009 1010 DIST Equipment	V1995	AMT 10	7189	5637.43	5637.43	0	0	0
050	009	Utility	NONE	2023 050 Mid-States Division	Federal	009 1010 DIST Land, Land Rights	V1995	NONE	7447.62	7447.62	0	0	0	0
050	009	Utility	MACRS 15	2023 050 Mid-States Division	Federal	009 1010 DIST Mains	V1995	MACRS 15	2362109.91	2055723.76	2055723.76	0	0	0
050	009	Utility	AMT 22	2023 050 Mid-States Division	AMT	009 1010 DIST Mains	V1995	AMT 22	2362109.91	2055723.77	2055723.77	0	0	0
050	009	Utility	MACRS 15	2023 050 Mid-States Division	Federal	009 1010 DIST Mains	V1995	MACRS 15	2887302.07	2431954.91	2431954.91	0	0	0
050	009	Utility	AMT 22	2023 050 Mid-States Division	AMT	009 1010 DIST Mains	V1995	AMT 22	2887302.07	2431954.92	2431954.92	0	0	0
050	009	Utility	MACRS 15	2023 050 Mid-States Division	Federal	009 1010 DIST Mains	V1995	MACRS 15	505095.42	500861.77	500861.77	0	0	0
050	009	Utility	AMT 22	2023 050 Mid-States Division	AMT	009 1010 DIST Mains	V1995	AMT 22	505095.42	500861.78	500861.78	0	0	0
050	009	Utility	MACRS 15	2023 050 Mid-States Division	Federal	009 1010 DIST Mains	V1995	MACRS 15	329.59	271.54	271.54	0	0	0
050	009	Utility	AMT 22	2023 050 Mid-States Division	AMT	009 1010 DIST Mains	V1995	AMT 22	329.59	271.54	271.54	0	0	0
050	009	Utility	MACRS 7	2023 050 Mid-States Division	Federal	009 1010 DIST Mains	V1995	MACRS 7	0	0	0	0	0	0
050	009	Utility	AMT 14	2023 050 Mid-States Division	AMT	009 1010 DIST Mains	V1995	AMT 14	0	0	0	0	0	0
050	009	Utility	MACRS 15	2023 050 Mid-States Division	Federal	009 1010 DIST Meas, Reg Sta	V1995	MACRS 15	132283.31	108061.84	108061.84	0	0	0
050	009	Utility	AMT 22	2023 050 Mid-States Division	AMT	009 1010 DIST Meas, Reg Sta	V1995	AMT 22	132283.31	108061.84	108061.84	0	0	0
050	009	Utility	MACRS 15	2023 050 Mid-States Division	Federal	009 1010 DIST Meas, Reg Sta	V1995	MACRS 15	77856.89	61907.07	61907.07	0	0	0
050	009	Utility	AMT 22	2023 050 Mid-States Division	AMT	009 1010 DIST Meas, Reg Sta	V1995	AMT 22	77856.89	61907.07	61907.07	0	0	0
050	009	Utility	MACRS 15	2023 050 Mid-States Division	Federal	009 1010 DIST Meas, Reg Sta (Ind)	V1995	MACRS 15	49068.35	39016.18	39016.18	0	0	0
050	009	Utility	AMT 22	2023 050 Mid-States Division	AMT	009 1010 DIST Meas, Reg Sta (Ind)	V1995	AMT 22	49068.35	39016.18	39016.18	0	0	0
050	009	Utility	MACRS 15	2023 050 Mid-States Division	Federal	009 1010 DIST Meters & Regs	V1995	MACRS 15	269862.51	2416898.15	2416898.15	0	0	0

050	009	Utility	AMT 22	2023	050 Mid-States Division	AMT	009 1010 DIST Meters & Regs	V1995	AMT 22	269862.51	2416898.15	2416898.15	0	0	0
050	009	Utility	MACRS 15	2023	050 Mid-States Division	Federal	009 1010 DIST Meters & Regs	V1995	MACRS 15	724097.26	596535.44	596535.44	0	0	0
050	009	Utility	AMT 22	2023	050 Mid-States Division	AMT	009 1010 DIST Meters & Regs	V1995	AMT 22	724097.26	596535.44	596535.44	0	0	0
050	009	Utility	MACRS 15	2023	050 Mid-States Division	Federal	009 1010 DIST Services	V1995	MACRS 15	2759304.23	2802734.16	2802734.16	0	0	0
050	009	Utility	AMT 22	2023	050 Mid-States Division	AMT	009 1010 DIST Services	V1995	AMT 22	2759304.23	2802734.15	2802734.15	0	0	0
050	009	Utility	SL 3	2023	050 Mid-States Division	Federal	009 1010 DIST Structures	V1995	SL 3	0	0	0	0	0	0
050	009	Utility	MACRS 5	2023	050 Mid-States Division	Federal	009 1010 GENL Communication	V1995	MACRS 5	0	3714.11	3714.11	0	0	0
050	009	Utility	AMT 6	2023	050 Mid-States Division	AMT	009 1010 GENL Communication	V1995	AMT 6	0	3714.1	3714.1	0	0	0
050	009	Utility	MACRS 5	2023	050 Mid-States Division	Federal	009 1010 GENL Communication	V1995	MACRS 5	0	0	0	0	0	0
050	009	Utility	AMT 6	2023	050 Mid-States Division	AMT	009 1010 GENL Communication	V1995	AMT 6	0	0	0	0	0	0
050	009	Utility	MACRS 5	2023	050 Mid-States Division	Federal	009 1010 GENL Communication	V1995	MACRS 5	0	0	0	0	0	0
050	009	Utility	AMT 6	2023	050 Mid-States Division	AMT	009 1010 GENL Communication	V1995	AMT 6	0	0	0	0	0	0
050	009	Utility	MACRS 5	2023	050 Mid-States Division	Federal	009 1010 GENL Computers HW	V1995	MACRS 5	0	0	0	0	0	0
050	009	Utility	AMT 6	2023	050 Mid-States Division	AMT	009 1010 GENL Computers HW	V1995	AMT 6	0	0	0	0	0	0
050	009	Utility	SL 5	2023	050 Mid-States Division	Federal	009 1010 GENL Computers HW	V1995	SL 5	0	0	0	0	0	0
050	009	Utility	MACRS 5	2023	050 Mid-States Division	Federal	009 1010 GENL Computers HW	V1995	MACRS 5	0	0	0	0	0	0
050	009	Utility	AMT 6	2023	050 Mid-States Division	AMT	009 1010 GENL Computers HW	V1995	AMT 6	0	0	0	0	0	0
050	009	Utility	MACRS 5	2023	050 Mid-States Division	Federal	009 1010 GENL Computers HW	V1995	MACRS 5	0	0	0	0	0	0
050	009	Utility	AMT 6	2023	050 Mid-States Division	AMT	009 1010 GENL Computers HW	V1995	AMT 6	0	0	0	0	0	0
050	009	Utility	SL 3	2023	050 Mid-States Division	Federal	009 1010 GENL Computers SW	V1995	SL 3	0	0	0	0	0	0
050	009	Utility	MACRS 7	2023	050 Mid-States Division	Federal	009 1010 GENL Misc	V1995	MACRS 7	2353.39	1845.47	1845.47	0	0	0
050	009	Utility	AMT 10	2023	050 Mid-States Division	AMT	009 1010 GENL Misc	V1995	AMT 10	2353.39	1845.48	1845.48	0	0	0
050	009	Utility	MACRS 5	2023	050 Mid-States Division	Federal	009 1010 GENL Office 5	V1995	MACRS 5	0.04	0.06	0.06	0	0	0
050	009	Utility	AMT 10	2023	050 Mid-States Division	AMT	009 1010 GENL Office 5	V1995	AMT 10	0.04	0.04	0.04	0	0	0
050	009	Utility	MACRS 5	2023	050 Mid-States Division	Federal	009 1010 GENL Office 5	V1995	MACRS 5	165561.52	166351.95	166351.95	0	0	0
050	009	Utility	AMT 10	2023	050 Mid-States Division	AMT	009 1010 GENL Office 5	V1995	AMT 10	165561.52	166351.95	166351.95	0	0	0
050	009	Utility	MACRS 7	2023	050 Mid-States Division	Federal	009 1010 GENL Office 7	V1995	MACRS 7	100094.46	78491.52	78491.52	0	0	0
050	009	Utility	AMT 10	2023	050 Mid-States Division	AMT	009 1010 GENL Office 7	V1995	AMT 10	100094.46	78491.52	78491.52	0	0	0
050	009	Utility	MACRS 7	2023	050 Mid-States Division	Federal	009 1010 GENL Power Operated Equip	V1995	MACRS 7	0	0.03	0.03	0	0	0
050	009	Utility	AMT 10	2023	050 Mid-States Division	AMT	009 1010 GENL Power Operated Equip	V1995	AMT 10	0	0	0	0	0	0
050	009	Utility	MACRS 7	2023	050 Mid-States Division	Federal	009 1010 GENL Power Operated Equip	V1995	MACRS 7	0	0	0	0	0	0
050	009	Utility	AMT 10	2023	050 Mid-States Division	AMT	009 1010 GENL Power Operated Equip	V1995	AMT 10	0	0	0	0	0	0
050	009	Utility	MACRS 7	2023	050 Mid-States Division	Federal	009 1010 GENL Power Operated Equip	V1995	MACRS 7	0	0	0	0	0	0
050	009	Utility	AMT 10	2023	050 Mid-States Division	AMT	009 1010 GENL Power Operated Equip	V1995	AMT 10	0	0	0	0	0	0
050	009	Utility	MACRS 39	2023	050 Mid-States Division	Federal	009 1010 GENL Structures	V1995	MACRS 39	-15568.15	-13612.33	-9291.67	-314.44	0	0
050	009	Utility	AMT 40	2023	050 Mid-States Division	AMT	009 1010 GENL Structures	V1995	AMT 40	-15568.15	-13612.34	-9776.39	-306.28	0	0
050	009	Utility	MACRS 7	2023	050 Mid-States Division	Federal	009 1010 GENL Tools	V1995	MACRS 7	60997.89	47833.01	47833.01	0	0	0
050	009	Utility	AMT 10	2023	050 Mid-States Division	AMT	009 1010 GENL Tools	V1995	AMT 10	60997.89	47832.99	47832.99	0	0	0
050	009	Utility	MACRS 5	2023	050 Mid-States Division	Federal	009 1010 GENL Transportation	V1995	MACRS 5	6090.28	6119.34	6119.34	0	0	0
050	009	Utility	AMT 4	2023	050 Mid-States Division	AMT	009 1010 GENL Transportation	V1995	AMT 4	6090.28	6119.37	6119.37	0	0	0
050	009	Utility	MACRS 5	2023	050 Mid-States Division	Federal	009 1010 GENL Transportation	V1995	MACRS 5	0	0	0	0	0	0
050	009	Utility	AMT 4	2023	050 Mid-States Division	AMT	009 1010 GENL Transportation	V1995	AMT 4	0	0	0	0	0	0
050	009	Utility	MACRS 7	2023	050 Mid-States Division	Federal	009 1010 STOR Equipment	V1995	MACRS 7	12735.8	9987.08	9987.08	0	0	0
050	009	Utility	AMT 14	2023	050 Mid-States Division	AMT	009 1010 STOR Equipment	V1995	AMT 14	12735.8	9987.08	9987.08	0	0	0
050	009	Utility	MACRS 7	2023	050 Mid-States Division	Federal	009 1010 STOR Equipment	V1995	MACRS 7	5630.8	4415.52	4415.52	0	0	0
050	009	Utility	AMT 14	2023	050 Mid-States Division	AMT	009 1010 STOR Equipment	V1995	AMT 14	5630.8	4415.52	4415.52	0	0	0
050	009	Utility	MACRS 7	2023	050 Mid-States Division	Federal	009 1010 STOR Meas & Reg Equip	V1995	MACRS 7	15741.82	12344.34	12344.34	0	0	0
050	009	Utility	AMT 14	2023	050 Mid-States Division	AMT	009 1010 STOR Meas & Reg Equip	V1995	AMT 14	15741.82	12344.34	12344.34	0	0	0
050	009	Utility	MACRS 7	2023	050 Mid-States Division	Federal	009 1010 STOR Structures	V1995	MACRS 7	29956.01	23490.72	23490.72	0	0	0
050	009	Utility	AMT 14	2023	050 Mid-States Division	AMT	009 1010 STOR Structures	V1995	AMT 14	29956.01	23490.72	23490.72	0	0	0
050	009	Utility	MACRS 7	2023	050 Mid-States Division	Federal	009 1010 STOR Structures	V1995	MACRS 7	42817.45	33576.34	33576.34	0	0	0
050	009	Utility	AMT 14	2023	050 Mid-States Division	AMT	009 1010 STOR Structures	V1995	AMT 14	42817.45	33576.34	33576.34	0	0	0
050	009	Utility	MACRS 7	2023	050 Mid-States Division	Federal	009 1010 STOR Wells	V1995	MACRS 7	418814.24	328423.46	328423.46	0	0	0
050	009	Utility	AMT 14	2023	050 Mid-States Division	AMT	009 1010 STOR Wells	V1995	AMT 14	418814.24	328423.44	328423.44	0	0	0
050	009	Utility	NONE	2023	050 Mid-States Division	Federal	009 1010 TRAN Land, Land Rights	V1995	NONE	4861.51	4861.51	0	0	0	0
050	009	Utility	NONE	2023	050 Mid-States Division	Federal	009 1010 TRAN Land, Land Rights	V1995	NONE	15160.6	15160.6	0	0	0	0
050	009	Utility	MACRS 15	2023	050 Mid-States Division	Federal	009 1010 TRAN Mains	V1995	MACRS 15	0	0	0	0	0	0
050	009	Utility	AMT 22	2023	050 Mid-States Division	AMT	009 1010 TRAN Mains	V1995	AMT 22	0	0	0	0	0	0
050	009	Utility	MACRS 15	2023	050 Mid-States Division	Federal	009 1010 TRAN Meas, Reg Sta Equip	V1995	MACRS 15	476916.85	379215.37	379215.37	0	0	0
050	009	Utility	AMT 22	2023	050 Mid-States Division	AMT	009 1010 TRAN Meas, Reg Sta Equip	V1995	AMT 22	476916.85	379215.37	379215.37	0	0	0
050	091	Utility	MACRS 5	2023	050 Mid-States Division	Federal	091 1010 GENL Computers HW	V1995	MACRS 5	10956.77	10956.77	10956.77	0	0	0
050	091	Utility	AMT 6	2023	050 Mid-States Division	AMT	091 1010 GENL Computers HW	V1995	AMT 6	10956.77	10956.77	10956.77	0	0	0
050	091	Utility	SL 5	2023	050 Mid-States Division	Federal	091 1010 GENL Tools	V1995	SL 5	0	0	0	0	0	0
050	093	Utility	MACRS 5	2023	050 Mid-States Division	Federal	093 1010 DIST Mains	V1995	MACRS 5	2150666.25	2106876.01	2106876.01	0	0	0
050	093	Utility	AMT 10	2023	050 Mid-States Division	AMT	093 1010 DIST Mains	V1995	AMT 10	2150666.25	2106876.01	2106876.01	0	0	0
050	093	Utility	MACRS 20	2023	050 Mid-States Division	Federal	093 1010 DIST Mains	V1995	MACRS 20	18651225.9	17444714.32	17444714.32	0	0	0
050	093	Utility	AMT 35	2023	050 Mid-States Division	AMT	093 1010 DIST Mains	V1995	AMT 35	18651225.9	17444714.29	14080326.67	448503.6	0	0
050	093	Utility	MACRS 39	2023	050 Mid-States Division	Federal	093 1010 GENL Structures	V1995	MACRS 31.5 JUN	59924	67381	57088.16	2139.35	0	0
050	093	Utility	AMT 40	2023	050 Mid-States Division	AMT	093 1010 GENL Structures	V1995	AMT 40	59924	67381	48393.02	1516.07	0	0
050	093	Utility	MACRS 20	2023	050 Mid-States Division	Federal	093 1010 TRAN Mains	V1995	MACRS 20	206304.02	192528	192528	0	0	0
050	093	Utility	AMT 35	2023	050 Mid-States Division	AMT	093 1010 TRAN Mains	V1995	AMT 35	206304.02	192528.01	155397.08	4949.9	0	0
050	009	Utility	MACRS 20	2023	050 Mid-States Division	Federal	009 1010 DIST Equipment	V1996	MACRS 20	0	0	0	0	0	0
050	009	Utility	AMT 35	2023	050 Mid-States Division	AMT	009 1010 DIST Equipment	V1996	AMT 35	0	0	0	0	0	0
050	009	Utility	MACRS 20	2023	050 Mid-States Division	Federal	009 1010 DIST Equipment	V1996	MACRS 20	0	0	0	0	0	0
050	009	Utility	AMT 35	2023	050 Mid-States Division	AMT	009 1010 DIST Equipment	V1996	AMT 35	0	0	0	0	0	0
050	009	Utility	NONE	2023	050 Mid-States Division	Federal	009 1010 DIST Land, Land Rights	V1996	NONE	5939.19	5939.19	0	0	0	0
050	009	Utility	MACRS 7	2023	050 Mid-States Division	Federal	009 1010 DIST Mains	V1996	MACRS 7	0	0	0	0	0	0
050	009	Utility	AMT 14	2023	050 Mid-States Division	AMT	009 1010 DIST Mains	V1996	AMT 14	0	0	0	0	0	0
050	009	Utility	MACRS 15	2023	050 Mid-States Division	Federal	009 1010 DIST Mains	V1996	MACRS 15	0	0	0	0	0	0
050	009	Utility	AMT 22	2023	050 Mid-States Division	AMT	009 1010 DIST Mains	V1996	AMT 22	0	0	0	0	0	0
050	009	Utility	MACRS 15	2023	050 Mid-States Division	Federal	009 1010 DIST Mains	V1996	MACRS 15	1807347.53	1515158.86	1515158.86	0	0	0
050	009	Utility	AMT 22	2023	050 Mid-States Division	AMT	009 1010 DIST Mains	V1996	AMT 22	1807347.53	1515158.83	1515158.83	0	0	0
050	009	Utility	MACRS 15	2023	050 Mid-States Division	Federal	009 1010 DIST Mains	V1996	MACRS 15	3663145.83	3023978.17	3023978.17	0	0	0
050	009	Utility	AMT 22	2023	050 Mid-States Division	AMT	009 1010 DIST Mains	V1996	AMT 22	3663145.83	3023978.16	3023978.16	0	0	0
050	009	Utility	MACRS 15	2023	050 Mid-States Division	Federal	009 1010 DIST Meas, Reg Sta	V1996	MACRS 15	112787.95	89775.18	89775.18	0	0	0
050	009	Utility	AMT 22	2023	050 Mid-States Division	AMT	009 1010 DIST Meas, Reg Sta	V1996	AMT 22	112787.95	89775.19	89775.19	0	0	0
050	009	Utility	MACRS 15	2023	050 Mid-States Division	Federal	009 1010 DIST Meas, Reg Sta	V1996	MACRS 15	75056.72	59680.56	59680.56	0	0	0
050	009	Utility	AMT 22	2023	050 Mid-States Division	AMT	009 1010 DIST Meas, Reg Sta	V1996	AMT 22	75056.72	59680.56	59680.56	0	0	0
050	009	Utility	MACRS 15	2023	050 Mid-States Division	Federal	009 1010 DIST Meas, Reg Sta (Ind)	V1996	MACRS 15	497495.06	398837.48	398837.48	0	0	0
050	009	Utility	AMT 22	2023	050 Mid-States Division	AMT	009 1010 DIST Meas, Reg Sta (Ind)	V1996	AMT 22	497495.06	398837.47	398837.47	0	0	0
050	009	Utility	MACRS 20	2023	050 Mid-States Division	Federal	009 1010 DIST Meters & Regs	V1996	MACRS 20	0	0	0	0	0	0
050	009	Utility	AMT 35	2023	050 Mid-States Division	AMT	009 1010 DIST Meters & Regs	V1996	AMT 35	0	0	0	0	0	0

050	009	Utility	MACRS 20	2023	050 Mid-States Division	Federal	009 1010 DIST Meters & Regs	V1996	MACRS 20	0	0	0	0	0	0
050	009	Utility	AMT 35	2023	050 Mid-States Division	AMT	009 1010 DIST Meters & Regs	V1996	AMT 35	0	0	0	0	0	0
050	009	Utility	MACRS 15	2023	050 Mid-States Division	Federal	009 1010 DIST Meters & Regs	V1996	MACRS 15	295492.89	288133.68	288133.68	0	0	0
050	009	Utility	AMT 22	2023	050 Mid-States Division	AMT	009 1010 DIST Meters & Regs	V1996	AMT 22	295492.89	288133.68	288133.68	0	0	0
050	009	Utility	MACRS 15	2023	050 Mid-States Division	Federal	009 1010 DIST Meters & Regs	V1996	MACRS 15	307902.93	408740.72	408740.72	0	0	0
050	009	Utility	AMT 22	2023	050 Mid-States Division	AMT	009 1010 DIST Meters & Regs	V1996	AMT 22	307902.93	408740.72	408740.72	0	0	0
050	009	Utility	MACRS 15	2023	050 Mid-States Division	Federal	009 1010 DIST Meters & Regs	V1996	MACRS 15	-2665.21	-2119.22	-2119.22	0	0	0
050	009	Utility	AMT 22	2023	050 Mid-States Division	AMT	009 1010 DIST Meters & Regs	V1996	AMT 22	-2665.21	-2119.22	-2119.22	0	0	0
050	009	Utility	MACRS 15	2023	050 Mid-States Division	Federal	009 1010 DIST Services	V1996	MACRS 15	2688112.31	2612343.17	2612343.17	0	0	0
050	009	Utility	AMT 22	2023	050 Mid-States Division	AMT	009 1010 DIST Services	V1996	AMT 22	2688112.31	2612343.15	2612343.15	0	0	0
050	009	Utility	MACRS 20	2023	050 Mid-States Division	Federal	009 1010 DIST Structures	V1996	MACRS 20	0	0	0	0	0	0
050	009	Utility	AMT 35	2023	050 Mid-States Division	AMT	009 1010 DIST Structures	V1996	AMT 35	0	0	0	0	0	0
050	009	Utility	MACRS 5	2023	050 Mid-States Division	Federal	009 1010 GENL Communication	V1996	MACRS 5	0	-0.01	-0.01	0	0	0
050	009	Utility	AMT 6	2023	050 Mid-States Division	AMT	009 1010 GENL Communication	V1996	AMT 6	0	0	0	0	0	0
050	009	Utility	MACRS 5	2023	050 Mid-States Division	Federal	009 1010 GENL Communication	V1996	MACRS 5	0	0.02	0.02	0	0	0
050	009	Utility	AMT 6	2023	050 Mid-States Division	AMT	009 1010 GENL Communication	V1996	AMT 6	0	0	0	0	0	0
050	009	Utility	MACRS 5	2023	050 Mid-States Division	Federal	009 1010 GENL Communication	V1996	MACRS 5	50908.61	51151.66	51151.66	0	0	0
050	009	Utility	AMT 6	2023	050 Mid-States Division	AMT	009 1010 GENL Communication	V1996	AMT 6	50908.61	51151.67	51151.67	0	0	0
050	009	Utility	MACRS 5	2023	050 Mid-States Division	Federal	009 1010 GENL Communication	V1996	MACRS 5	-539.21	0.8	0.8	0	0	0
050	009	Utility	AMT 6	2023	050 Mid-States Division	AMT	009 1010 GENL Communication	V1996	AMT 6	-539.21	0.79	0.79	0	0	0
050	009	Utility	MACRS 5	2023	050 Mid-States Division	Federal	009 1010 GENL Communication	V1996	MACRS 5	-31.12	-31.27	-31.27	0	0	0
050	009	Utility	AMT 6	2023	050 Mid-States Division	AMT	009 1010 GENL Communication	V1996	AMT 6	-31.12	-31.27	-31.27	0	0	0
050	009	Utility	MACRS 5	2023	050 Mid-States Division	Federal	009 1010 GENL Computers HW	V1996	MACRS 5	0	0	0	0	0	0
050	009	Utility	AMT 6	2023	050 Mid-States Division	AMT	009 1010 GENL Computers HW	V1996	AMT 6	0	0	0	0	0	0
050	009	Utility	SL 5	2023	050 Mid-States Division	Federal	009 1010 GENL Computers HW	V1996	SL 5	0	0	0	0	0	0
050	009	Utility	SL 5	2023	050 Mid-States Division	Federal	009 1010 GENL Computers SW	V1996	SL 5	0	0	0	0	0	0
050	009	Utility	SL 3	2023	050 Mid-States Division	Federal	009 1010 GENL Computers SW	V1996	SL 3	0	0	0	0	0	0
050	009	Utility	SL 3	2023	050 Mid-States Division	Federal	009 1010 GENL Computers SW	V1996	SL 3	0	0	0	0	0	0
050	009	Utility	SL 3	2023	050 Mid-States Division	Federal	009 1010 GENL Computers SW	V1996	SL 3	0	0	0	0	0	0
050	009	Utility	SL 3	2023	050 Mid-States Division	Federal	009 1010 GENL Computers SW	V1996	SL 3	0	0	0	0	0	0
050	009	Utility	SL 3	2023	050 Mid-States Division	Federal	009 1010 GENL Computers SW	V1996	SL 3	16371.38	16371.38	16371.38	0	0	0
050	009	Utility	MACRS 5	2023	050 Mid-States Division	Federal	009 1010 GENL Equipment	V1996	MACRS 5	0	-0.01	-0.01	0	0	0
050	009	Utility	AMT 6	2023	050 Mid-States Division	AMT	009 1010 GENL Equipment	V1996	AMT 6	0	0	0	0	0	0
050	009	Utility	MACRS 7	2023	050 Mid-States Division	Federal	009 1010 GENL Misc	V1996	MACRS 7	6827.48	5353.94	5353.94	0	0	0
050	009	Utility	AMT 10	2023	050 Mid-States Division	AMT	009 1010 GENL Misc	V1996	AMT 10	6827.48	5353.93	5353.93	0	0	0
050	009	Utility	MACRS 5	2023	050 Mid-States Division	Federal	009 1010 GENL Office 5	V1996	MACRS 5	101266.92	154099.66	154099.66	0	0	0
050	009	Utility	AMT 10	2023	050 Mid-States Division	AMT	009 1010 GENL Office 5	V1996	AMT 10	101266.92	154099.65	154099.65	0	0	0
050	009	Utility	MACRS 5	2023	050 Mid-States Division	Federal	009 1010 GENL Office 7	V1996	MACRS 5	0	0	0	0	0	0
050	009	Utility	AMT 10	2023	050 Mid-States Division	AMT	009 1010 GENL Office 7	V1996	AMT 10	0	0	0	0	0	0
050	009	Utility	MACRS 5	2023	050 Mid-States Division	Federal	009 1010 GENL Power Operated Equip	V1996	MACRS 5	0	-0.02	-0.02	0	0	0
050	009	Utility	AMT 6	2023	050 Mid-States Division	AMT	009 1010 GENL Power Operated Equip	V1996	AMT 6	0	0	0	0	0	0
050	009	Utility	MACRS 5	2023	050 Mid-States Division	Federal	009 1010 GENL Power Operated Equip	V1996	MACRS 5	0	0	0	0	0	0
050	009	Utility	AMT 6	2023	050 Mid-States Division	AMT	009 1010 GENL Power Operated Equip	V1996	AMT 6	0	0	0	0	0	0
050	009	Utility	MACRS 7	2023	050 Mid-States Division	Federal	009 1010 GENL Power Operated Equip	V1996	MACRS 7	0	0	0	0	0	0
050	009	Utility	AMT 10	2023	050 Mid-States Division	AMT	009 1010 GENL Power Operated Equip	V1996	AMT 10	0	0	0	0	0	0
050	009	Utility	MACRS 7	2023	050 Mid-States Division	Federal	009 1010 GENL Power Operated Equip	V1996	MACRS 7	0	0	0	0	0	0
050	009	Utility	AMT 10	2023	050 Mid-States Division	AMT	009 1010 GENL Power Operated Equip	V1996	AMT 10	0	0	0	0	0	0
050	009	Utility	MACRS 5	2023	050 Mid-States Division	Federal	009 1010 GENL Power Operated Equip	V1996	MACRS 5	0	0	0	0	0	0
050	009	Utility	AMT 6	2023	050 Mid-States Division	AMT	009 1010 GENL Power Operated Equip	V1996	AMT 6	0	0	0	0	0	0
050	009	Utility	MACRS 7	2023	050 Mid-States Division	Federal	009 1010 GENL Power Operated Equip	V1996	MACRS 7	-35348.73	-27719.57	-27719.57	0	0	0
050	009	Utility	AMT 10	2023	050 Mid-States Division	AMT	009 1010 GENL Power Operated Equip	V1996	AMT 10	-35348.73	-27719.56	-27719.56	0	0	0
050	009	Utility	MACRS 39	2023	050 Mid-States Division	Federal	009 1010 GENL Structures	V1996	MACRS 39	31479.57	27524.95	18330.5	635.83	0	0
050	009	Utility	AMT 40	2023	050 Mid-States Division	AMT	009 1010 GENL Structures	V1996	AMT 40	31479.57	27524.95	19149.1	619.31	0	0
050	009	Utility	MACRS 39	2023	050 Mid-States Division	Federal	009 1010 GENL Structures	V1996	MACRS 39	0	0	0	0	0	0
050	009	Utility	AMT 40	2023	050 Mid-States Division	AMT	009 1010 GENL Structures	V1996	AMT 40	0	0	0	0	0	0
050	009	Utility	MACRS 7	2023	050 Mid-States Division	Federal	009 1010 GENL Tools	V1996	MACRS 7	0	38519.84	38519.84	0	0	0
050	009	Utility	AMT 10	2023	050 Mid-States Division	AMT	009 1010 GENL Tools	V1996	AMT 10	0	38519.84	38519.84	0	0	0
050	009	Utility	MACRS 5	2023	050 Mid-States Division	Federal	009 1010 GENL Tools	V1996	MACRS 5	0	0.01	0.01	0	0	0
050	009	Utility	AMT 6	2023	050 Mid-States Division	AMT	009 1010 GENL Tools	V1996	AMT 6	0	0	0	0	0	0
050	009	Utility	MACRS 5	2023	050 Mid-States Division	Federal	009 1010 GENL Transportation	V1996	MACRS 5	0	0	0	0	0	0
050	009	Utility	AMT 4	2023	050 Mid-States Division	AMT	009 1010 GENL Transportation	V1996	AMT 4	0	0	0	0	0	0
050	009	Utility	MACRS 7	2023	050 Mid-States Division	Federal	009 1010 STOR Wells	V1996	MACRS 7	8569.83	6720.25	6720.25	0	0	0
050	009	Utility	AMT 14	2023	050 Mid-States Division	AMT	009 1010 STOR Wells	V1996	AMT 14	8569.83	6720.25	6720.25	0	0	0
050	009	Utility	MACRS 15	2023	050 Mid-States Division	Federal	009 1010 TRAN Mains	V1996	MACRS 15	10947.46	15336.47	15336.47	0	0	0
050	009	Utility	AMT 22	2023	050 Mid-States Division	AMT	009 1010 TRAN Mains	V1996	AMT 22	10947.46	15336.46	15336.46	0	0	0
050	009	Utility	MACRS 15	2023	050 Mid-States Division	Federal	009 1010 TRAN Mains	V1996	MACRS 15	4758.24	3783.46	3783.46	0	0	0
050	009	Utility	AMT 22	2023	050 Mid-States Division	AMT	009 1010 TRAN Mains	V1996	AMT 22	4758.24	3783.46	3783.46	0	0	0
050	009	Utility	MACRS 15	2023	050 Mid-States Division	Federal	009 1010 TRAN Structures	V1996	MACRS 15	16236.68	12910.42	12910.42	0	0	0
050	009	Utility	AMT 22	2023	050 Mid-States Division	AMT	009 1010 TRAN Structures	V1996	AMT 22	16236.68	12910.42	12910.42	0	0	0
050	091	Utility	SL 3	2023	050 Mid-States Division	Federal	091 1010 GENL Computers SW	V1996	SL 3	0	0	0	0	0	0
050	093	Utility	MACRS 20	2023	050 Mid-States Division	Federal	093 1010 DIST Mains	V1996	MACRS 20	56804.67	63840.94	63840.94	0	0	0
050	093	Utility	AMT 35	2023	050 Mid-States Division	AMT	093 1010 DIST Mains	V1996	AMT 35	56804.67	63840.96	49886.6	1641.99	0	0
050	093	Utility	MACRS 20	2023	050 Mid-States Division	Federal	093 1010 DIST Mains	V1996	MACRS 20	5634205.74	5521930.89	5521930.89	0	0	0
050	093	Utility	AMT 35	2023	050 Mid-States Division	AMT	093 1010 DIST Mains	V1996	AMT 35	5634205.74	5521930.87	4314947.21	142024.06	0	0
050	093	Utility	MACRS 5	2023	050 Mid-States Division	Federal	093 1010 DIST Mains	V1996	MACRS 5	347428.23	345511.5	345511.5	0	0	0
050	093	Utility	AMT 10	2023	050 Mid-States Division	AMT	093 1010 DIST Mains	V1996	AMT 10	347428.23	345511.51	345511.51	0	0	0
050	093	Utility	MACRS 20	2023	050 Mid-States Division	Federal	093 1010 DIST Mains	V1996	MACRS 20	5155.78	5794.48	5794.48	0	0	0
050	093	Utility	AMT 35	2023	050 Mid-States Division	AMT	093 1010 DIST Mains	V1996	AMT 35	5155.78	5794.49	4527.95	149.03	0	0
050	093	Utility	MACRS 20	2023	050 Mid-States Division	Federal	093 1010 DIST Mains	V1996	MACRS 20	3359.74	3775.96	3775.96	0	0	0
050	093	Utility	AMT 35	2023	050 Mid-States Division	AMT	093 1010 DIST Mains	V1996	AMT 35	3359.74	3775.96	2950.61	97.12	0	0
050	093	Utility	MACRS 20	2023	050 Mid-States Division	Federal	093 1010 DIST Mains	V1996	MACRS 20	2227.87	2503.79	2503.79	0	0	0
050	093	Utility	AMT 35	2023	050 Mid-States Division	AMT	093 1010 DIST Mains	V1996	AMT 35	2227.87	2503.79	1956.5	64.4	0	0
050	093	Utility	MACRS 20	2023	050 Mid-States Division	Federal	093 1010 DIST Mains	V1996	MACRS 20	597	670.88	670.88	0	0	0
050	093	Utility	AMT 35	2023	050 Mid-States Division	AMT	093 1010 DIST Mains	V1996	AMT 35	597	670.88	524.25	17.26	0	0
050	093	Utility	MACRS 20	2023	050 Mid-States Division	Federal	093 1010 DIST Mains	V1996	MACRS 20	86.71	97.39	97.39	0	0	0
050	093	Utility	AMT 35	2023	050 Mid-States Division	AMT	093 1010 DIST Mains	V1996	AMT 35	86.71	97.39	76.08	2.5	0	0
050	093	Utility	MACRS 20	2023	050 Mid-States Division	Federal	093 1010 DIST Mains	V1996	MACRS 20	24.65	27.63	27.63	0	0	0
050	093	Utility	AMT 35	2023	050 Mid-States Division	AMT	093 1010 DIST Mains	V1996	AMT 35	24.65	27.63	21.59	0.71	0	0
050	093	Utility	MACRS 20	2023	050 Mid-States Division	Federal	093 1010 DIST Mains	V1996	MACRS 20	10880.13	12227.84	12227.84	0	0	0
050	093	Utility	AMT 35	2023	050 Mid-States Division	AMT	093 1010 DIST Mains	V1996	AMT 35	10880.13	12227.84	9555.09	314.5	0	0
050	093	Utility	MACRS 20	2023	050 Mid-States Division	Federal	093 1010 DIST Mains	V1996	MACRS 20	5766.39	6480.67	6480.67	0	0	0
050	093	Utility	AMT 35	2023	050 Mid-States Division	AMT	093 1010 DIST Mains	V1996	AMT 35	5766.39	6480.68	5064.14	166.68	0	0

050	093	Utility	MACRS 20	2023	050 Mid-States Division	Federal	093 1010 DIST Mains	V1996	MACRS 20	2154.91	2421.8	2421.8	0	0	0
050	093	Utility	AMT 35	2023	050 Mid-States Division	AMT	093 1010 DIST Mains	V1996	AMT 35	2154.91	2421.8	1892.42	62.29	0	0
050	093	Utility	MACRS 20	2023	050 Mid-States Division	Federal	093 1010 DIST Mains	V1996	MACRS 20	1133.97	1274.39	1274.39	0	0	0
050	093	Utility	AMT 35	2023	050 Mid-States Division	AMT	093 1010 DIST Mains	V1996	AMT 35	1133.97	1274.38	995.8	32.78	0	0
050	093	Utility	MACRS 20	2023	050 Mid-States Division	Federal	093 1010 DIST Mains	V1996	MACRS 20	1089.95	1224.92	1224.92	0	0	0
050	093	Utility	AMT 35	2023	050 Mid-States Division	AMT	093 1010 DIST Mains	V1996	AMT 35	1089.95	1224.92	957.16	31.5	0	0
050	093	Utility	MACRS 20	2023	050 Mid-States Division	Federal	093 1010 DIST Mains	V1996	MACRS 20	872.07	980.06	980.06	0	0	0
050	093	Utility	AMT 35	2023	050 Mid-States Division	AMT	093 1010 DIST Mains	V1996	AMT 35	872.07	980.06	765.85	25.21	0	0
050	093	Utility	MACRS 20	2023	050 Mid-States Division	Federal	093 1010 DIST Mains	V1996	MACRS 20	682.52	770.24	770.24	0	0	0
050	093	Utility	AMT 35	2023	050 Mid-States Division	AMT	093 1010 DIST Mains	V1996	AMT 35	682.52	770.24	601.87	19.81	0	0
050	093	Utility	MACRS 20	2023	050 Mid-States Division	Federal	093 1010 DIST Mains	V1996	MACRS 20	590.78	663.88	663.88	0	0	0
050	093	Utility	AMT 35	2023	050 Mid-States Division	AMT	093 1010 DIST Mains	V1996	AMT 35	590.78	663.87	518.77	17.07	0	0
050	093	Utility	MACRS 20	2023	050 Mid-States Division	Federal	093 1010 DIST Mains	V1996	MACRS 20	561.89	631.45	631.45	0	0	0
050	093	Utility	AMT 35	2023	050 Mid-States Division	AMT	093 1010 DIST Mains	V1996	AMT 35	561.89	631.45	493.4	16.24	0	0
050	093	Utility	MACRS 20	2023	050 Mid-States Division	Federal	093 1010 DIST Mains	V1996	MACRS 20	509.7	572.8	572.8	0	0	0
050	093	Utility	AMT 35	2023	050 Mid-States Division	AMT	093 1010 DIST Mains	V1996	AMT 35	509.7	572.78	447.6	14.73	0	0
050	093	Utility	MACRS 20	2023	050 Mid-States Division	Federal	093 1010 DIST Mains	V1996	MACRS 20	498.67	560.38	560.38	0	0	0
050	093	Utility	AMT 35	2023	050 Mid-States Division	AMT	093 1010 DIST Mains	V1996	AMT 35	498.67	560.39	437.91	14.41	0	0
050	093	Utility	MACRS 20	2023	050 Mid-States Division	Federal	093 1010 DIST Mains	V1996	MACRS 20	397.75	446.93	446.93	0	0	0
050	093	Utility	AMT 35	2023	050 Mid-States Division	AMT	093 1010 DIST Mains	V1996	AMT 35	397.75	446.93	349.24	11.5	0	0
050	093	Utility	MACRS 20	2023	050 Mid-States Division	Federal	093 1010 DIST Mains	V1996	MACRS 20	367.17	412.59	412.59	0	0	0
050	093	Utility	AMT 35	2023	050 Mid-States Division	AMT	093 1010 DIST Mains	V1996	AMT 35	367.17	412.58	322.41	10.61	0	0
050	093	Utility	MACRS 20	2023	050 Mid-States Division	Federal	093 1010 DIST Meters & Regs	V1996	MACRS 20	9241394.41	9311363.05	9311363.05	0	0	0
050	093	Utility	AMT 35	2023	050 Mid-States Division	AMT	093 1010 DIST Meters & Regs	V1996	AMT 35	9241394.41	9311363.05	7276085.29	239488.26	0	0
050	093	Utility	MACRS 20	2023	050 Mid-States Division	Federal	093 1010 DIST Structures	V1996	MACRS 20	33597.32	31208.79	31208.79	0	0	0
050	093	Utility	AMT 35	2023	050 Mid-States Division	AMT	093 1010 DIST Structures	V1996	AMT 35	33597.32	31208.79	24387.18	802.69	0	0
050	093	Utility	MACRS 5	2023	050 Mid-States Division	Federal	093 1010 GENL Computers HW	V1996	MACRS 5	0	0	0	0	0	0
050	093	Utility	AMT 6	2023	050 Mid-States Division	AMT	093 1010 GENL Computers HW	V1996	AMT 6	0	0	0	0	0	0
050	093	Utility	MACRS 39	2023	050 Mid-States Division	Federal	093 1010 GENL Structures	V1996	MACRS 39 SEP	6673	7503	5057.17	192.38	0	0
050	093	Utility	AMT 40	2023	050 Mid-States Division	AMT	093 1010 GENL Structures	V1996	AMT 40	6673	7503	5219.85	168.82	0	0
050	093	Utility	MACRS 39	2023	050 Mid-States Division	Federal	093 1010 GENL Structures	V1996	MACRS 31.5 JUN	106993	120308.14	100975.44	3819.78	0	0
050	093	Utility	AMT 40	2023	050 Mid-States Division	AMT	093 1010 GENL Structures	V1996	AMT 40	106993	120308.14	83698.36	2706.93	0	0
050	096	Utility	MACRS 20	2023	050 Mid-States Division	Federal	096 1010 DIST Meters & Regs	V1996	MACRS 20	2111584.26	2237628.72	2237628.72	0	0	0
050	096	Utility	AMT 35	2023	050 Mid-States Division	AMT	096 1010 DIST Meters & Regs	V1996	AMT 35	2111584.26	2237628.78	1748527.9	57551.81	0	0
050	009	Utility	MACRS 20	2023	050 Mid-States Division	Federal	009 1010 DIST Equipment	V1997	MACRS 20	0	0	0	0	0	0
050	009	Utility	AMT 35	2023	050 Mid-States Division	AMT	009 1010 DIST Equipment	V1997	AMT 35	0	0	0	0	0	0
050	009	Utility	MACRS 20	2023	050 Mid-States Division	Federal	009 1010 DIST Equipment	V1997	MACRS 20	0	0	0	0	0	0
050	009	Utility	AMT 35	2023	050 Mid-States Division	AMT	009 1010 DIST Equipment	V1997	AMT 35	0	0	0	0	0	0
050	009	Utility	NONE	2023	050 Mid-States Division	Federal	009 1010 DIST Land, Land Rights	V1997	NONE	2993.21	2993.21	0	0	0	0
050	009	Utility	NONE	2023	050 Mid-States Division	Federal	009 1010 DIST Land, Land Rights	V1997	NONE	3276.3	3276.3	0	0	0	0
050	009	Utility	MACRS 20	2023	050 Mid-States Division	Federal	009 1010 DIST Mains	V1997	MACRS 20	0	0	0	0	0	0
050	009	Utility	AMT 35	2023	050 Mid-States Division	AMT	009 1010 DIST Mains	V1997	AMT 35	0	0	0	0	0	0
050	009	Utility	MACRS 20	2023	050 Mid-States Division	Federal	009 1010 DIST Mains	V1997	MACRS 20	0	0	0	0	0	0
050	009	Utility	AMT 35	2023	050 Mid-States Division	AMT	009 1010 DIST Mains	V1997	AMT 35	0	0	0	0	0	0
050	009	Utility	MACRS 20	2023	050 Mid-States Division	Federal	009 1010 DIST Mains	V1997	MACRS 20	0	0	0	0	0	0
050	009	Utility	AMT 35	2023	050 Mid-States Division	AMT	009 1010 DIST Mains	V1997	AMT 35	0	0	0	0	0	0
050	009	Utility	MACRS 15	2023	050 Mid-States Division	Federal	009 1010 DIST Mains	V1997	MACRS 15	69208.8	100322.31	100322.31	0	0	0
050	009	Utility	AMT 22	2023	050 Mid-States Division	AMT	009 1010 DIST Mains	V1997	AMT 22	69208.8	100322.31	100322.31	0	0	0
050	009	Utility	MACRS 15	2023	050 Mid-States Division	Federal	009 1010 DIST Mains	V1997	MACRS 15	31647.85	45875.43	45875.43	0	0	0
050	009	Utility	AMT 22	2023	050 Mid-States Division	AMT	009 1010 DIST Mains	V1997	AMT 22	31647.85	45875.45	45875.45	0	0	0
050	009	Utility	MACRS 15	2023	050 Mid-States Division	Federal	009 1010 DIST Mains	V1997	MACRS 15	28441.26	41227.35	41227.35	0	0	0
050	009	Utility	AMT 22	2023	050 Mid-States Division	AMT	009 1010 DIST Mains	V1997	AMT 22	28441.26	41227.33	41227.33	0	0	0
050	009	Utility	MACRS 15	2023	050 Mid-States Division	Federal	009 1010 DIST Mains	V1997	MACRS 15	96719.59	140200.79	140200.79	0	0	0
050	009	Utility	AMT 22	2023	050 Mid-States Division	AMT	009 1010 DIST Mains	V1997	AMT 22	96719.59	140200.8	140200.8	0	0	0
050	009	Utility	MACRS 15	2023	050 Mid-States Division	Federal	009 1010 DIST Mains	V1997	MACRS 15	81242.44	117765.74	117765.74	0	0	0
050	009	Utility	AMT 22	2023	050 Mid-States Division	AMT	009 1010 DIST Mains	V1997	AMT 22	81242.44	117765.73	117765.73	0	0	0
050	009	Utility	MACRS 15	2023	050 Mid-States Division	Federal	009 1010 DIST Mains	V1997	MACRS 15	66583.87	96517.22	96517.22	0	0	0
050	009	Utility	AMT 22	2023	050 Mid-States Division	AMT	009 1010 DIST Mains	V1997	AMT 22	66583.87	96517.24	96517.24	0	0	0
050	009	Utility	MACRS 15	2023	050 Mid-States Division	Federal	009 1010 DIST Mains	V1997	MACRS 15	64577.58	93609.05	93609.05	0	0	0
050	009	Utility	AMT 22	2023	050 Mid-States Division	AMT	009 1010 DIST Mains	V1997	AMT 22	64577.58	93609.02	93609.02	0	0	0
050	009	Utility	MACRS 15	2023	050 Mid-States Division	Federal	009 1010 DIST Mains	V1997	MACRS 15	63546.74	92114.8	92114.8	0	0	0
050	009	Utility	AMT 22	2023	050 Mid-States Division	AMT	009 1010 DIST Mains	V1997	AMT 22	63546.74	92114.83	92114.83	0	0	0
050	009	Utility	MACRS 15	2023	050 Mid-States Division	Federal	009 1010 DIST Mains	V1997	MACRS 15	60930.42	88322.26	88322.26	0	0	0
050	009	Utility	AMT 22	2023	050 Mid-States Division	AMT	009 1010 DIST Mains	V1997	AMT 22	60930.42	88322.27	88322.27	0	0	0
050	009	Utility	MACRS 15	2023	050 Mid-States Division	Federal	009 1010 DIST Mains	V1997	MACRS 15	47720.37	69173.48	69173.48	0	0	0
050	009	Utility	AMT 22	2023	050 Mid-States Division	AMT	009 1010 DIST Mains	V1997	AMT 22	47720.37	69173.45	69173.45	0	0	0
050	009	Utility	MACRS 15	2023	050 Mid-States Division	Federal	009 1010 DIST Mains	V1997	MACRS 15	36166.87	52426.06	52426.06	0	0	0
050	009	Utility	AMT 22	2023	050 Mid-States Division	AMT	009 1010 DIST Mains	V1997	AMT 22	36166.87	52426.08	52426.08	0	0	0
050	009	Utility	MACRS 15	2023	050 Mid-States Division	Federal	009 1010 DIST Mains	V1997	MACRS 15	21119.48	30613.93	30613.93	0	0	0
050	009	Utility	AMT 22	2023	050 Mid-States Division	AMT	009 1010 DIST Mains	V1997	AMT 22	21119.48	30613.96	30613.96	0	0	0
050	009	Utility	MACRS 15	2023	050 Mid-States Division	Federal	009 1010 DIST Mains	V1997	MACRS 15	19006.03	27550.34	27550.34	0	0	0
050	009	Utility	AMT 22	2023	050 Mid-States Division	AMT	009 1010 DIST Mains	V1997	AMT 22	19006.03	27550.36	27550.36	0	0	0
050	009	Utility	MACRS 15	2023	050 Mid-States Division	Federal	009 1010 DIST Mains	V1997	MACRS 15	9137.2	13244.96	13244.96	0	0	0
050	009	Utility	AMT 22	2023	050 Mid-States Division	AMT	009 1010 DIST Mains	V1997	AMT 22	9137.2	13244.95	13244.95	0	0	0
050	009	Utility	MACRS 20	2023	050 Mid-States Division	Federal	009 1010 DIST Mains	V1997	MACRS 20	0	0	0	0	0	0
050	009	Utility	AMT 35	2023	050 Mid-States Division	AMT	009 1010 DIST Mains	V1997	AMT 35	0	0	0	0	0	0
050	009	Utility	MACRS 20	2023	050 Mid-States Division	Federal	009 1010 DIST Mains	V1997	MACRS 20	0	0	0	0	0	0
050	009	Utility	AMT 35	2023	050 Mid-States Division	AMT	009 1010 DIST Mains	V1997	AMT 35	0	0	0	0	0	0
050	009	Utility	MACRS 7	2023	050 Mid-States Division	Federal	009 1010 DIST Mains	V1997	MACRS 7	0	0	0	0	0	0
050	009	Utility	AMT 14	2023	050 Mid-States Division	AMT	009 1010 DIST Mains	V1997	AMT 14	0	0	0	0	0	0
050	009	Utility	MACRS 15	2023	050 Mid-States Division	Federal	009 1010 DIST Mains	V1997	MACRS 15	2353924.81	2173064.37	2173064.37	0	0	0
050	009	Utility	AMT 22	2023	050 Mid-States Division	AMT	009 1010 DIST Mains	V1997	AMT 22	2353924.81	2173064.38	2173064.38	0	0	0
050	009	Utility	MACRS 20	2023	050 Mid-States Division	Federal	009 1010 DIST Mains	V1997	MACRS 20	0	0	0	0	0	0
050	009	Utility	AMT 35	2023	050 Mid-States Division	AMT	009 1010 DIST Mains	V1997	AMT 35	0	0	0	0	0	0
050	009	Utility	MACRS 20	2023	050 Mid-States Division	Federal	009 1010 DIST Mains	V1997	MACRS 20	0	0	0	0	0	0
050	009	Utility	AMT 35	2023	050 Mid-States Division	AMT	009 1010 DIST Mains	V1997	AMT 35	0	0	0	0	0	0
050	009	Utility	MACRS 5	2023	050 Mid-States Division	Federal	009 1010 DIST Mains	V1997	MACRS 5	0	0	0	0	0	0
050	009	Utility	AMT 10	2023	050 Mid-States Division	AMT	009 1010 DIST Mains	V1997	AMT 10	0	0	0	0	0	0
050	009	Utility	MACRS 15	2023	050 Mid-States Division	Federal	009 1010 DIST Mains	V1997	MACRS 15	1711907.93	1650207.73	1650207.73	0	0	0
050	009	Utility	AMT 22	2023	050 Mid-States Division	AMT	009 1010 DIST Mains	V1997	AMT 22	1711907.93	1650207.72	1650207.72	0	0	0
050	009	Utility	MACRS 15	2023	050 Mid-States Division	Federal	009 1010 DIST Mains	V1997	MACRS 15	668169.98	678439.05	678439.05	0	0	0
050	009	Utility	AMT 22	2023	050 Mid-States Division	AMT	009 1010 DIST Mains	V1997	AMT 22	668169.98	678439.07	678439.07	0	0	0

050	009	Utility	MACRS 15	2023	050 Mid-States Division	Federal	009 1010 DIST Meas, Reg Sta	V1997	MACRS 15	103797.08	88436.34	88436.34	0	0	0
050	009	Utility	AMT 22	2023	050 Mid-States Division	AMT	009 1010 DIST Meas, Reg Sta	V1997	AMT 22	103797.08	88436.34	88436.34	0	0	0
050	009	Utility	MACRS 20	2023	050 Mid-States Division	Federal	009 1010 DIST Meas, Reg Sta (Ind)	V1997	MACRS 20	0	0	0	0	0	0
050	009	Utility	AMT 35	2023	050 Mid-States Division	AMT	009 1010 DIST Meas, Reg Sta (Ind)	V1997	AMT 35	0	0	0	0	0	0
050	009	Utility	MACRS 20	2023	050 Mid-States Division	Federal	009 1010 DIST Meas, Reg Sta (Ind)	V1997	MACRS 20	0	0	0	0	0	0
050	009	Utility	AMT 35	2023	050 Mid-States Division	AMT	009 1010 DIST Meas, Reg Sta (Ind)	V1997	AMT 35	0	0	0	0	0	0
050	009	Utility	MACRS 20	2023	050 Mid-States Division	Federal	009 1010 DIST Meas, Reg Sta (Ind)	V1997	MACRS 20	0	0	0	0	0	0
050	009	Utility	AMT 35	2023	050 Mid-States Division	AMT	009 1010 DIST Meas, Reg Sta (Ind)	V1997	AMT 35	0	0	0	0	0	0
050	009	Utility	MACRS 20	2023	050 Mid-States Division	Federal	009 1010 DIST Meas, Reg Sta (Ind)	V1997	MACRS 20	0	0	0	0	0	0
050	009	Utility	AMT 35	2023	050 Mid-States Division	AMT	009 1010 DIST Meas, Reg Sta (Ind)	V1997	AMT 35	0	0	0	0	0	0
050	009	Utility	MACRS 20	2023	050 Mid-States Division	Federal	009 1010 DIST Meas, Reg Sta (Ind)	V1997	MACRS 20	0	0	0	0	0	0
050	009	Utility	AMT 35	2023	050 Mid-States Division	AMT	009 1010 DIST Meas, Reg Sta (Ind)	V1997	AMT 35	0	0	0	0	0	0
050	009	Utility	MACRS 20	2023	050 Mid-States Division	Federal	009 1010 DIST Meas, Reg Sta (Ind)	V1997	MACRS 20	0	0	0	0	0	0
050	009	Utility	AMT 35	2023	050 Mid-States Division	AMT	009 1010 DIST Meas, Reg Sta (Ind)	V1997	AMT 35	0	0	0	0	0	0
050	009	Utility	MACRS 15	2023	050 Mid-States Division	Federal	009 1010 DIST Meas, Reg Sta (Ind)	V1997	MACRS 15	317625.4	254637.52	254637.52	0	0	0
050	009	Utility	AMT 22	2023	050 Mid-States Division	AMT	009 1010 DIST Meas, Reg Sta (Ind)	V1997	AMT 22	317625.4	254637.52	254637.52	0	0	0
050	009	Utility	MACRS 15	2023	050 Mid-States Division	Federal	009 1010 DIST Meters & Regs	V1997	MACRS 15	1501970.89	1602771.16	1602771.16	0	0	0
050	009	Utility	AMT 22	2023	050 Mid-States Division	AMT	009 1010 DIST Meters & Regs	V1997	AMT 22	1501970.89	1602771.13	1602771.13	0	0	0
050	009	Utility	MACRS 20	2023	050 Mid-States Division	Federal	009 1010 DIST Meters & Regs	V1997	MACRS 20	0	0	0	0	0	0
050	009	Utility	AMT 35	2023	050 Mid-States Division	AMT	009 1010 DIST Meters & Regs	V1997	AMT 35	0	0	0	0	0	0
050	009	Utility	MACRS 15	2023	050 Mid-States Division	Federal	009 1010 DIST Meters & Regs	V1997	MACRS 15	5643.99	5044.79	5044.79	0	0	0
050	009	Utility	AMT 22	2023	050 Mid-States Division	AMT	009 1010 DIST Meters & Regs	V1997	AMT 22	5643.99	5044.8	5044.8	0	0	0
050	009	Utility	MACRS 20	2023	050 Mid-States Division	Federal	009 1010 DIST Meters & Regs	V1997	MACRS 20	0	0	0	0	0	0
050	009	Utility	AMT 35	2023	050 Mid-States Division	AMT	009 1010 DIST Meters & Regs	V1997	AMT 35	0	0	0	0	0	0
050	009	Utility	MACRS 20	2023	050 Mid-States Division	Federal	009 1010 DIST Meters & Regs	V1997	MACRS 20	0	0	0	0	0	0
050	009	Utility	AMT 35	2023	050 Mid-States Division	AMT	009 1010 DIST Meters & Regs	V1997	AMT 35	0	0	0	0	0	0
050	009	Utility	MACRS 20	2023	050 Mid-States Division	Federal	009 1010 DIST Meters & Regs	V1997	MACRS 20	0	0	0	0	0	0
050	009	Utility	AMT 35	2023	050 Mid-States Division	AMT	009 1010 DIST Meters & Regs	V1997	AMT 35	0	0	0	0	0	0	
050	009	Utility	MACRS 20	2023	050 Mid-States Division	Federal	009 1010 DIST Meters & Regs	V1997	MACRS 20	0	0	0	0	0	0
050	009	Utility	AMT 35	2023	050 Mid-States Division	AMT	009 1010 DIST Meters & Regs	V1997	AMT 35	0	0	0	0	0	0
050	009	Utility	MACRS 20	2023	050 Mid-States Division	Federal	009 1010 DIST Meters & Regs	V1997	MACRS 20	0	0	0	0	0	0
050	009	Utility	AMT 35	2023	050 Mid-States Division	AMT	009 1010 DIST Meters & Regs	V1997	AMT 35	0	0	0	0	0	0
050	009	Utility	MACRS 15	2023	050 Mid-States Division	Federal	009 1010 DIST Meters & Regs	V1997	MACRS 15	189445.54	163951.19	163951.19	0	0	0
050	009	Utility	AMT 22	2023	050 Mid-States Division	AMT	009 1010 DIST Meters & Regs	V1997	AMT 22	189445.54	163951.19	163951.19	0	0	0
050	009	Utility	MACRS 20	2023	050 Mid-States Division	Federal	009 1010 DIST Meters & Regs	V1997	MACRS 20	0	0	0	0	0	0
050	009	Utility	AMT 35	2023	050 Mid-States Division	AMT	009 1010 DIST Meters & Regs	V1997	AMT 35	0	0	0	0	0	0
050	009	Utility	MACRS 20	2023	050 Mid-States Division	Federal	009 1010 DIST Meters & Regs	V1997	MACRS 20	0	0	0	0	0	0
050	009	Utility	AMT 35	2023	050 Mid-States Division	AMT	009 1010 DIST Meters & Regs	V1997	AMT 35	0	0	0	0	0	0
050	009	Utility	MACRS 20	2023	050 Mid-States Division	Federal	009 1010 DIST Services	V1997	MACRS 20	0	0	0	0	0	0
050	009	Utility	AMT 35	2023	050 Mid-States Division	AMT	009 1010 DIST Services	V1997	AMT 35	0	0	0	0	0	0
050	009	Utility	MACRS 20	2023	050 Mid-States Division	Federal	009 1010 DIST Services	V1997	MACRS 20	0	0	0	0	0	0
050	009	Utility	AMT 35	2023	050 Mid-States Division	AMT	009 1010 DIST Services	V1997	AMT 35	0	0	0	0	0	0
050	009	Utility	MACRS 20	2023	050 Mid-States Division	Federal	009 1010 DIST Services	V1997	MACRS 20	0	0	0	0	0	0
050	009	Utility	AMT 35	2023	050 Mid-States Division	AMT	009 1010 DIST Services	V1997	AMT 35	0	0	0	0	0	0
050	009	Utility	MACRS 15	2023	050 Mid-States Division	Federal	009 1010 DIST Services	V1997	MACRS 15	4090772.69	4363464.96	4363464.96	0	0	0
050	009	Utility	AMT 22	2023	050 Mid-States Division	AMT	009 1010 DIST Services	V1997	AMT 22	4090772.69	4363464.98	4363464.98	0	0	0
050	009	Utility	MACRS 5	2023	050 Mid-States Division	Federal	009 1010 GENL Communication	V1997	MACRS 5	-2140	0.02	0.02	0	0	0
050	009	Utility	AMT 6	2023	050 Mid-States Division	AMT	009 1010 GENL Communication	V1997	AMT 6	-2140	0.01	0.01	0	0	0
050	009	Utility	MACRS 5	2023	050 Mid-States Division	Federal	009 1010 GENL Computers HW	V1997	MACRS 5	0	0	0	0	0	0
050	009	Utility	AMT 6	2023	050 Mid-States Division	AMT	009 1010 GENL Computers HW	V1997	AMT 6	0	0	0	0	0	0
050	009	Utility	MACRS 5	2023	050 Mid-States Division	Federal	009 1010 GENL Computers HW	V1997	MACRS 5	0	0	0	0	0	0
050	009	Utility	AMT 6	2023	050 Mid-States Division	AMT	009 1010 GENL Computers HW	V1997	AMT 6	0	0	0	0	0	0
050	009	Utility	MACRS 5	2023	050 Mid-States Division	Federal	009 1010 GENL Office 5	V1997	MACRS 5	0.17	0.14	0.14	0	0	0
050	009	Utility	AMT 10	2023	050 Mid-States Division	AMT	009 1010 GENL Office 5	V1997	AMT 10	0.17	0.17	0.17	0	0	0
050	009	Utility	MACRS 5	2023	050 Mid-States Division	Federal	009 1010 GENL Office 5	V1997	MACRS 5	21705.18	21808.81	21808.81	0	0	0
050	009	Utility	AMT 10	2023	050 Mid-States Division	AMT	009 1010 GENL Office 5	V1997	AMT 10	21705.18	21808.82	21808.82	0	0	0
050	009	Utility	MACRS 39	2023	050 Mid-States Division	Federal	009 1010 GENL Structures	V1997	MACRS 39	28994.02	25351.64	16492.73	585.62	0	0
050	009	Utility	AMT 40	2023	050 Mid-States Division	AMT	009 1010 GENL Structures	V1997	AMT 40	28994.02	25351.64	17066.71	570.41	0	0
050	009	Utility	MACRS 5	2023	050 Mid-States Division	Federal	009 1010 GENL Tools	V1997	MACRS 5	0	0	0	0	0	0
050	009	Utility	AMT 6	2023	050 Mid-States Division	AMT	009 1010 GENL Tools	V1997	AMT 6	0	0	0	0	0	0
050	009	Utility	MACRS 7	2023	050 Mid-States Division	Federal	009 1010 GENL Tools	V1997	MACRS 7	6439.48	5049.68	5049.68	0	0	0
050	009	Utility	AMT 10	2023	050 Mid-States Division	AMT	009 1010 GENL Tools	V1997	AMT 10	6439.48	5049.66	5049.66	0	0	0
050	009	Utility	MACRS 5	2023	050 Mid-States Division	Federal	009 1010 GENL Transportation	V1997	MACRS 5	0	0	0	0	0	0
050	009	Utility	AMT 4	2023	050 Mid-States Division	AMT	009 1010 GENL Transportation	V1997	AMT 4	0	0	0	0	0	0
050	009	Utility	MACRS 5	2023	050 Mid-States Division	Federal	009 1010 GENL Transportation	V1997	MACRS 5	0	0.01	0.01	0	0	0
050	009	Utility	AMT 4	2023	050 Mid-States Division	AMT	009 1010 GENL Transportation	V1997	AMT 4	0	0	0	0	0	0
050	009	Utility	MACRS 5	2023	050 Mid-States Division	Federal	009 1010 GENL Transportation	V1997	MACRS 5	-2136.31	-2146.5	-2146.5	0	0	0
050	009	Utility	AMT 4	2023	050 Mid-States Division	AMT	009 1010 GENL Transportation	V1997	AMT 4	-2136.31	-2146.5	-2146.5	0	0	0
050	009	Utility	MACRS 7	2023	050 Mid-States Division	Federal	009 1010 STOR Equipment	V1997	MACRS 7	3526.32	2765.25	2765.25	0	0	0
050	009	Utility	AMT 14	2023	050 Mid-States Division	AMT	009 1010 STOR Equipment	V1997	AMT 14	3526.32	2765.25	2765.25	0	0	0
050	009	Utility	MACRS 7	2023	050 Mid-States Division	Federal	009 1010 STOR Equipment	V1997	MACRS 7	10930.79	8571.64	8571.64	0	0	0
050	009	Utility	AMT 14	2023	050 Mid-States Division	AMT	009 1010 STOR Equipment	V1997	AMT 14	10930.79	8571.64	8571.64	0	0	0
050	009	Utility	MACRS 7	2023	050 Mid-States Division	Federal	009 1010 STOR Land, Land Rights	V1997	MACRS 7	15669.13	12287.32	12287.32	0	0	0
050	009	Utility	AMT 14	2023	050 Mid-States Division	AMT	009 1010 STOR Land, Land Rights	V1997	AMT 14	15669.13	12287.32	12287.32	0	0	0
050	009	Utility	MACRS 7	2023	050 Mid-States Division	Federal	009 1010 STOR Wells	V1997	MACRS 7	130310.66	102186.29	102186.29	0	0	0
050	009	Utility	AMT 14	2023	050 Mid-States Division	AMT	009 1010 STOR Wells	V1997	AMT 14	130310.66	102186.29	102186.29	0	0	0
050	009	Utility	MACRS 15	2023	050 Mid-States Division	Federal	009 1010 TRAN Mains	V1997	MACRS 15	0	0	0	0	0	0
050	009	Utility	AMT 22	2023	050 Mid-States Division	AMT	009 1010 TRAN Mains	V1997	AMT 22	0	0	0	0	0	0
050	009	Utility	MACRS 15	2023	050 Mid-States Division	Federal	009 1010 TRAN Mains	V1997	MACRS 15	485062.07	385691.93	385691.93	0	0	0
050	009	Utility	AMT 22	2023	050 Mid-States Division	AMT	009 1010 TRAN Mains	V1997	AMT 22	485062.07	385691.92	385691.92	0	0	0
050	009	Utility	MACRS 15	2023	050 Mid-States Division	Federal	009 1010 TRAN Meas, Reg Sta Equip	V1997	MACRS 15	440163.31	457505.15	457505.15	0	0	0
050	009	Utility	AMT 22	2023	050 Mid-States Division	AMT	009 1010 TRAN Meas, Reg Sta Equip	V1997	AMT 22	440163.31	457505.14	457505.14	0	0	0
050	009	Utility	MACRS 15	2023	050 Mid-States Division	Federal	009 1010 TRAN Meas, Reg Sta Equip	V1997	MACRS 15	151875.75	120762.38	120762.38	0	0	0
050	009	Utility	AMT 22	2023	050 Mid-States Division	AMT	009 1010 TRAN Meas, Reg Sta Equip	V1997	AMT 22	151875.75	120762.38	120762.38	0	0	0
050	009	Utility	MACRS 15	2023	050 Mid-States Division	Federal	009 1010 TRAN Structures	V1997	MACRS 15	-18124.03	-14411.12	-14411.12	0	0	0
050	009	Utility	AMT 22	2023	050 Mid-States Division	AMT	009 1010 TRAN Structures	V1997	AMT 22	-18124.03	-14411.12	-14411.12	0	0	0
050	091	Utility	SL 3	2023	050 Mid-States Division	Federal	091 1010 GENL Computers SW	V1997	SL 3	0	0	0	0	0	0
050	093	Utility	MACRS 20	2023	050 Mid-States Division	Federal	093 1010 DIST Mains	V1997	MACRS 20	4871580.79	4595879.07	4595879.07	0	0	0
050	093	Utility	AMT 35	2023	050 Mid-States Division	AMT	093 1010 DIST Mains	V1997	AMT 35	4871580.79	4595879.06	3473151.76	118160.05	0	0
050	093	Utility	MACRS 20	2023	050 Mid-States Division	Federal	093 1010 DIST Mains	V1997	MACRS 20	39723.74	37218.29	37218.29	0	0	0

050	093	Utility	AMT 35	2023 050 Mid-States Division	AMT	093 1010 DIST Mains	V1997	AMT 35	39723.74	37218.29	28126.22	956.88	0	0
050	093	Utility	MACRS 20	2023 050 Mid-States Division	Federal	093 1010 DIST Meas, Reg Sta	V1997	MACRS 20	207083.77	218248.14	218248.14	0	0	0
050	093	Utility	AMT 35	2023 050 Mid-States Division	AMT	093 1010 DIST Meas, Reg Sta	V1997	AMT 35	207083.77	218248.14	164932.3	5611.16	0	0
050	093	Utility	MACRS 20	2023 050 Mid-States Division	Federal	093 1010 DIST Meas, Reg Sta	V1997	MACRS 20	4940.74	47571.09	47571.09	0	0	0
050	093	Utility	AMT 35	2023 050 Mid-States Division	AMT	093 1010 DIST Meas, Reg Sta	V1997	AMT 35	4940.74	47571.08	35949.93	1223.05	0	0
050	093	Utility	MACRS 20	2023 050 Mid-States Division	Federal	093 1010 DIST Meas, Reg Sta (Ind)	V1997	MACRS 20	39960.99	37120.06	37120.06	0	0	0
050	093	Utility	AMT 35	2023 050 Mid-States Division	AMT	093 1010 DIST Meas, Reg Sta (Ind)	V1997	AMT 35	39960.99	37120.06	28052.02	954.36	0	0
050	093	Utility	MACRS 20	2023 050 Mid-States Division	Federal	093 1010 DIST Meters & Regs	V1997	MACRS 20	561418.14	679055.95	679055.95	0	0	0
050	093	Utility	AMT 35	2023 050 Mid-States Division	AMT	093 1010 DIST Meters & Regs	V1997	AMT 35	561418.14	679055.97	513169.39	17458.53	0	0
050	093	Utility	MACRS 20	2023 050 Mid-States Division	Federal	093 1010 DIST Meters & Regs	V1997	MACRS 20	59118.85	77125.07	77125.07	0	0	0
050	093	Utility	AMT 35	2023 050 Mid-States Division	AMT	093 1010 DIST Meters & Regs	V1997	AMT 35	59118.85	77125.1	58284.23	1982.89	0	0
050	093	Utility	MACRS 20	2023 050 Mid-States Division	Federal	093 1010 DIST Meters & Regs	V1997	MACRS 20	-224978.54	779823.59	779823.59	0	0	0
050	093	Utility	AMT 35	2023 050 Mid-States Division	AMT	093 1010 DIST Meters & Regs	V1997	AMT 35	-224978.54	779823.59	779823.59	0	0	0
050	093	Utility	MACRS 20	2023 050 Mid-States Division	Federal	093 1010 DIST Services	V1997	MACRS 20	4821469.3	5485255.92	5485255.92	0	0	0
050	093	Utility	AMT 35	2023 050 Mid-States Division	AMT	093 1010 DIST Services	V1997	AMT 35	4821469.3	5485255.93	4145262.76	141025.93	0	0
050	093	Utility	MACRS 39	2023 050 Mid-States Division	Federal	093 1010 GENL Structures	V1997	MACRS 31.5 JUN	109087.22	122662.99	98678.03	3894.55	0	0
050	093	Utility	AMT 40	2023 050 Mid-States Division	AMT	093 1010 GENL Structures	V1997	AMT 40	109087.22	122662.99	82576.73	2759.92	0	0
050	095	Utility	MACRS 20	2023 050 Mid-States Division	Federal	095 1010 DIST Services	V1997	MACRS 20	0	0	0	0	0	0
050	095	Utility	AMT 35	2023 050 Mid-States Division	AMT	095 1010 DIST Services	V1997	AMT 35	0	0	0	0	0	0
050	096	Utility	MACRS 20	2023 050 Mid-States Division	Federal	096 1010 DIST Mains	V1997	MACRS 20	609887.68	696443.6	696443.6	0	0	0
050	096	Utility	AMT 35	2023 050 Mid-States Division	AMT	096 1010 DIST Mains	V1997	AMT 35	609887.68	696443.56	526309.34	17905.56	0	0
050	096	Utility	MACRS 20	2023 050 Mid-States Division	Federal	096 1010 DIST Mains	V1997	MACRS 20	746.47	818.5	818.5	0	0	0
050	096	Utility	AMT 35	2023 050 Mid-States Division	AMT	096 1010 DIST Mains	V1997	AMT 35	746.47	818.51	618.54	21.04	0	0
050	096	Utility	MACRS 20	2023 050 Mid-States Division	Federal	096 1010 DIST Mains	V1997	MACRS 20	5315.93	5829	5829	0	0	0
050	096	Utility	AMT 35	2023 050 Mid-States Division	AMT	096 1010 DIST Mains	V1997	AMT 35	5315.93	5828.99	4405.01	149.86	0	0
050	096	Utility	MACRS 20	2023 050 Mid-States Division	Federal	096 1010 DIST Mains	V1997	MACRS 20	2656.94	2913.38	2913.38	0	0	0
050	096	Utility	AMT 35	2023 050 Mid-States Division	AMT	096 1010 DIST Mains	V1997	AMT 35	2656.94	2913.39	2201.66	74.9	0	0
050	096	Utility	MACRS 20	2023 050 Mid-States Division	Federal	096 1010 DIST Mains	V1997	MACRS 20	2212.34	2425.84	2425.84	0	0	0
050	096	Utility	AMT 35	2023 050 Mid-States Division	AMT	096 1010 DIST Mains	V1997	AMT 35	2212.34	2425.84	1833.24	62.37	0	0
050	096	Utility	MACRS 20	2023 050 Mid-States Division	Federal	096 1010 DIST Mains	V1997	MACRS 20	8.57	9.41	9.41	0	0	0
050	096	Utility	AMT 35	2023 050 Mid-States Division	AMT	096 1010 DIST Mains	V1997	AMT 35	8.57	9.4	7.1	0.24	0	0
050	096	Utility	MACRS 20	2023 050 Mid-States Division	Federal	096 1010 DIST Mains	V1997	MACRS 20	1309.66	1304.09	1304.09	0	0	0
050	096	Utility	AMT 35	2023 050 Mid-States Division	AMT	096 1010 DIST Mains	V1997	AMT 35	1309.66	1304.1	985.53	33.53	0	0
050	096	Utility	MACRS 20	2023 050 Mid-States Division	Federal	096 1010 DIST Mains	V1997	MACRS 20	993.35	989.13	989.13	0	0	0
050	096	Utility	AMT 35	2023 050 Mid-States Division	AMT	096 1010 DIST Mains	V1997	AMT 35	993.35	989.12	747.49	25.43	0	0
050	096	Utility	MACRS 20	2023 050 Mid-States Division	Federal	096 1010 DIST Mains	V1997	MACRS 20	0	0	0	0	0	0
050	096	Utility	AMT 35	2023 050 Mid-States Division	AMT	096 1010 DIST Mains	V1997	AMT 35	0	0	0	0	0	0
050	096	Utility	MACRS 20	2023 050 Mid-States Division	Federal	096 1010 DIST Meas, Reg Sta	V1997	MACRS 20	20455.32	23048.34	23048.34	0	0	0
050	096	Utility	AMT 35	2023 050 Mid-States Division	AMT	096 1010 DIST Meas, Reg Sta	V1997	AMT 35	20455.32	23048.34	17417.85	592.57	0	0
050	096	Utility	MACRS 20	2023 050 Mid-States Division	Federal	096 1010 DIST Meas, Reg Sta	V1997	MACRS 20	239815.17	270215.4	270215.4	0	0	0
050	096	Utility	AMT 35	2023 050 Mid-States Division	AMT	096 1010 DIST Meas, Reg Sta	V1997	AMT 35	239815.17	270215.4	204204.49	6947.24	0	0
050	096	Utility	MACRS 20	2023 050 Mid-States Division	Federal	096 1010 DIST Meters & Regs	V1997	MACRS 20	7739.04	8102.45	8102.45	0	0	0
050	096	Utility	AMT 35	2023 050 Mid-States Division	AMT	096 1010 DIST Meters & Regs	V1997	AMT 35	7739.04	8102.43	6123.07	208.31	0	0
050	096	Utility	MACRS 20	2023 050 Mid-States Division	Federal	096 1010 DIST Meters & Regs	V1997	MACRS 20	409579.23	436954.97	436954.97	0	0	0
050	096	Utility	AMT 35	2023 050 Mid-States Division	AMT	096 1010 DIST Meters & Regs	V1997	AMT 35	409579.23	436954.92	330211.2	11234.11	0	0
050	096	Utility	MACRS 20	2023 050 Mid-States Division	Federal	096 1010 DIST Services	V1997	MACRS 20	0	0	0	0	0	0
050	096	Utility	AMT 35	2023 050 Mid-States Division	AMT	096 1010 DIST Services	V1997	AMT 35	0	0	0	0	0	0
050	009	Utility	NONE	2023 050 Mid-States Division	Federal	009 1010 DIST Land, Land Rights	V1998	NONE	0	0	0	0	0	0
050	009	Utility	NONE	2023 050 Mid-States Division	Federal	009 1010 DIST Land, Land Rights	V1998	NONE	0	0	0	0	0	0
050	009	Utility	NONE	2023 050 Mid-States Division	Federal	009 1010 DIST Land, Land Rights	V1998	NONE	0	0	0	0	0	0
050	009	Utility	NONE	2023 050 Mid-States Division	Federal	009 1010 DIST Land, Land Rights	V1998	NONE	0	0	0	0	0	0
050	009	Utility	NONE	2023 050 Mid-States Division	Federal	009 1010 DIST Land, Land Rights	V1998	NONE	0	0	0	0	0	0
050	009	Utility	NONE	2023 050 Mid-States Division	Federal	009 1010 DIST Land, Land Rights	V1998	NONE	4347.15	4347.15	0	0	0	0
050	009	Utility	MACRS 5	2023 050 Mid-States Division	Federal	009 1010 DIST Mains	V1998	MACRS 5	0	0	0	0	0	0
050	009	Utility	AMT 10	2023 050 Mid-States Division	AMT	009 1010 DIST Mains	V1998	AMT 10	0	0	0	0	0	0
050	009	Utility	MACRS 15	2023 050 Mid-States Division	Federal	009 1010 DIST Mains	V1998	MACRS 15	8961.55	39828.21	39828.21	0	0	0
050	009	Utility	AMT 22	2023 050 Mid-States Division	AMT	009 1010 DIST Mains	V1998	AMT 22	8961.55	39828.19	39828.19	0	0	0
050	009	Utility	MACRS 15	2023 050 Mid-States Division	Federal	009 1010 DIST Mains	V1998	MACRS 15	8493.17	37746.39	37746.39	0	0	0
050	009	Utility	AMT 22	2023 050 Mid-States Division	AMT	009 1010 DIST Mains	V1998	AMT 22	8493.17	37746.4	37746.4	0	0	0
050	009	Utility	MACRS 15	2023 050 Mid-States Division	Federal	009 1010 DIST Mains	V1998	MACRS 15	7118.73	31638.26	31638.26	0	0	0
050	009	Utility	AMT 22	2023 050 Mid-States Division	AMT	009 1010 DIST Mains	V1998	AMT 22	7118.73	31638.25	31638.25	0	0	0
050	009	Utility	MACRS 15	2023 050 Mid-States Division	Federal	009 1010 DIST Mains	V1998	MACRS 15	6770.02	30088.42	30088.42	0	0	0
050	009	Utility	AMT 22	2023 050 Mid-States Division	AMT	009 1010 DIST Mains	V1998	AMT 22	6770.02	30088.41	30088.41	0	0	0
050	009	Utility	MACRS 15	2023 050 Mid-States Division	Federal	009 1010 DIST Mains	V1998	MACRS 15	6731.48	29917.02	29917.02	0	0	0
050	009	Utility	AMT 22	2023 050 Mid-States Division	AMT	009 1010 DIST Mains	V1998	AMT 22	6731.48	29917.01	29917.01	0	0	0
050	009	Utility	MACRS 15	2023 050 Mid-States Division	Federal	009 1010 DIST Mains	V1998	MACRS 15	4951.16	22004.6	22004.6	0	0	0
050	009	Utility	AMT 22	2023 050 Mid-States Division	AMT	009 1010 DIST Mains	V1998	AMT 22	4951.16	22004.59	22004.59	0	0	0
050	009	Utility	MACRS 15	2023 050 Mid-States Division	Federal	009 1010 DIST Mains	V1998	MACRS 15	3615.2	16067.36	16067.36	0	0	0
050	009	Utility	AMT 22	2023 050 Mid-States Division	AMT	009 1010 DIST Mains	V1998	AMT 22	3615.2	16067.38	16067.38	0	0	0
050	009	Utility	MACRS 15	2023 050 Mid-States Division	Federal	009 1010 DIST Mains	V1998	MACRS 15	2730.22	12133.72	12133.72	0	0	0
050	009	Utility	AMT 22	2023 050 Mid-States Division	AMT	009 1010 DIST Mains	V1998	AMT 22	2730.22	12133.7	12133.7	0	0	0
050	009	Utility	MACRS 15	2023 050 Mid-States Division	Federal	009 1010 DIST Mains	V1998	MACRS 15	2723	12101.85	12101.85	0	0	0
050	009	Utility	AMT 22	2023 050 Mid-States Division	AMT	009 1010 DIST Mains	V1998	AMT 22	2723	12101.83	12101.83	0	0	0
050	009	Utility	MACRS 15	2023 050 Mid-States Division	Federal	009 1010 DIST Mains	V1998	MACRS 15	1446.87	6430.22	6430.22	0	0	0
050	009	Utility	AMT 22	2023 050 Mid-States Division	AMT	009 1010 DIST Mains	V1998	AMT 22	1446.87	6430.22	6430.22	0	0	0
050	009	Utility	MACRS 15	2023 050 Mid-States Division	Federal	009 1010 DIST Mains	V1998	MACRS 15	677.97	3013.08	3013.08	0	0	0
050	009	Utility	AMT 22	2023 050 Mid-States Division	AMT	009 1010 DIST Mains	V1998	AMT 22	677.97	3013.09	3013.09	0	0	0
050	009	Utility	MACRS 15	2023 050 Mid-States Division	Federal	009 1010 DIST Mains	V1998	MACRS 15	93760.73	416705.34	416705.34	0	0	0
050	009	Utility	AMT 22	2023 050 Mid-States Division	AMT	009 1010 DIST Mains	V1998	AMT 22	93760.73	416705.37	416705.37	0	0	0
050	009	Utility	MACRS 15	2023 050 Mid-States Division	Federal	009 1010 DIST Mains	V1998	MACRS 15	34000.76	151111.3	151111.3	0	0	0
050	009	Utility	AMT 22	2023 050 Mid-States Division	AMT	009 1010 DIST Mains	V1998	AMT 22	34000.76	151111.31	151111.31	0	0	0
050	009	Utility	MACRS 15	2023 050 Mid-States Division	Federal	009 1010 DIST Mains	V1998	MACRS 15	29763.7	132280.33	132280.33	0	0	0
050	009	Utility	AMT 22	2023 050 Mid-States Division	AMT	009 1010 DIST Mains	V1998	AMT 22	29763.7	132280.35	132280.35	0	0	0
050	009	Utility	MACRS 15	2023 050 Mid-States Division	Federal	009 1010 DIST Mains	V1998	MACRS 15	21512.57	95609.26	95609.26	0	0	0
050	009	Utility	AMT 22	2023 050 Mid-States Division	AMT	009 1010 DIST Mains	V1998	AMT 22	21512.57	95609.24	95609.24	0	0	0
050	009	Utility	MACRS 15	2023 050 Mid-States Division	Federal	009 1010 DIST Mains	V1998	MACRS 15	21033.38	93479.63	93479.63	0	0	0
050	009	Utility	AMT 22	2023 050 Mid-States Division	AMT	009 1010 DIST Mains	V1998	AMT 22	21033.38	93479.63	93479.63	0	0	0
050	009	Utility	MACRS 15	2023 050 Mid-States Division	Federal	009 1010 DIST Mains	V1998	MACRS 15	18197.07	80874.22	80874.22	0	0	0
050	009	Utility	AMT 22	2023 050 Mid-States Division	AMT	009 1010 DIST Mains	V1998	AMT 22	18197.07	80874.23	80874.23	0	0	0
050	009	Utility	MACRS 15	2023 050 Mid-States Division	Federal	009 1010 DIST Mains	V1998	MACRS 15	14758.87	65593.43	65593.43	0	0	0
050	009	Utility	AMT 22	2023 050 Mid-States Division	AMT	009 1010 DIST Mains	V1998	AMT 22	14758.87	65593.41	65593.41	0	0	0
050	009	Utility	MACRS 15	2023 050 Mid-States Division	Federal	009 1010 DIST Mains	V1998	MACRS 15	641.57	2851.25	2851.25	0	0	0

050	009	Utility	AMT 22	2023 050 Mid-States Division	AMT	009 1010 DIST Mains	V1998	AMT 22	641.57	2851.25	2851.25	0	0	0
050	009	Utility	MACRS 15	2023 050 Mid-States Division	Federal	009 1010 DIST Mains	V1998	MACRS 15	212.38	944	944	0	0	0
050	009	Utility	AMT 22	2023 050 Mid-States Division	AMT	009 1010 DIST Mains	V1998	AMT 22	212.38	943.99	943.99	0	0	0
050	009	Utility	MACRS 15	2023 050 Mid-States Division	Federal	009 1010 DIST Mains	V1998	MACRS 15	488.61	2055.15	2055.15	0	0	0
050	009	Utility	AMT 22	2023 050 Mid-States Division	AMT	009 1010 DIST Mains	V1998	AMT 22	488.61	2055.14	2055.14	0	0	0
050	009	Utility	MACRS 15	2023 050 Mid-States Division	Federal	009 1010 DIST Mains	V1998	MACRS 15	318.81	1340.62	1340.62	0	0	0
050	009	Utility	AMT 22	2023 050 Mid-States Division	AMT	009 1010 DIST Mains	V1998	AMT 22	318.81	1340.63	1340.63	0	0	0
050	009	Utility	MACRS 15	2023 050 Mid-States Division	Federal	009 1010 DIST Mains	V1998	MACRS 15	187722.29	752057.37	752057.37	0	0	0
050	009	Utility	AMT 22	2023 050 Mid-States Division	AMT	009 1010 DIST Mains	V1998	AMT 22	187722.29	752057.46	752057.46	0	0	0
050	009	Utility	MACRS 7	2023 050 Mid-States Division	Federal	009 1010 DIST Mains	V1998	MACRS 7	0	0	0	0	0	0
050	009	Utility	AMT 14	2023 050 Mid-States Division	AMT	009 1010 DIST Mains	V1998	AMT 14	0	0	0	0	0	0
050	009	Utility	MACRS 15	2023 050 Mid-States Division	Federal	009 1010 DIST Mains	V1998	MACRS 15	31602.47	152026.74	152026.74	0	0	0
050	009	Utility	AMT 22	2023 050 Mid-States Division	AMT	009 1010 DIST Mains	V1998	AMT 22	31602.47	152026.74	152026.74	0	0	0
050	009	Utility	MACRS 15	2023 050 Mid-States Division	Federal	009 1010 DIST Mains	V1998	MACRS 15	13362.11	82241.62	82241.62	0	0	0
050	009	Utility	AMT 22	2023 050 Mid-States Division	AMT	009 1010 DIST Mains	V1998	AMT 22	13362.11	82241.62	82241.62	0	0	0
050	009	Utility	MACRS 15	2023 050 Mid-States Division	Federal	009 1010 DIST Meas, Reg Sta	V1998	MACRS 15	103534.54	85580.44	85580.44	0	0	0
050	009	Utility	AMT 22	2023 050 Mid-States Division	AMT	009 1010 DIST Meas, Reg Sta	V1998	AMT 22	103534.54	85580.44	85580.44	0	0	0
050	009	Utility	MACRS 15	2023 050 Mid-States Division	Federal	009 1010 DIST Meas, Reg Sta	V1998	MACRS 15	0	0	0	0	0	0
050	009	Utility	AMT 22	2023 050 Mid-States Division	AMT	009 1010 DIST Meas, Reg Sta	V1998	AMT 22	0	0	0	0	0	0
050	009	Utility	MACRS 15	2023 050 Mid-States Division	Federal	009 1010 DIST Meas, Reg Sta	V1998	MACRS 15	293416.31	242534.47	242534.47	0	0	0
050	009	Utility	AMT 22	2023 050 Mid-States Division	AMT	009 1010 DIST Meas, Reg Sta	V1998	AMT 22	293416.31	242534.47	242534.47	0	0	0
050	009	Utility	MACRS 15	2023 050 Mid-States Division	Federal	009 1010 DIST Meas, Reg Sta	V1998	MACRS 15	0	0	0	0	0	0
050	009	Utility	AMT 22	2023 050 Mid-States Division	AMT	009 1010 DIST Meas, Reg Sta	V1998	AMT 22	0	0	0	0	0	0
050	009	Utility	MACRS 15	2023 050 Mid-States Division	Federal	009 1010 DIST Meters & Regs	V1998	MACRS 15	825070.83	1185849.27	1185849.27	0	0	0
050	009	Utility	AMT 22	2023 050 Mid-States Division	AMT	009 1010 DIST Meters & Regs	V1998	AMT 22	825070.83	1185849.3	1185849.3	0	0	0
050	009	Utility	MACRS 15	2023 050 Mid-States Division	Federal	009 1010 DIST Meters & Regs	V1998	MACRS 15	0	0	0	0	0	0
050	009	Utility	AMT 22	2023 050 Mid-States Division	AMT	009 1010 DIST Meters & Regs	V1998	AMT 22	0	0	0	0	0	0
050	009	Utility	MACRS 15	2023 050 Mid-States Division	Federal	009 1010 DIST Meters & Regs	V1998	MACRS 15	122559.18	161957.28	161957.28	0	0	0
050	009	Utility	AMT 22	2023 050 Mid-States Division	AMT	009 1010 DIST Meters & Regs	V1998	AMT 22	122559.18	161957.29	161957.29	0	0	0
050	009	Utility	MACRS 15	2023 050 Mid-States Division	Federal	009 1010 DIST Services	V1998	MACRS 15	3198282.02	3678567.99	3678567.99	0	0	0
050	009	Utility	AMT 22	2023 050 Mid-States Division	AMT	009 1010 DIST Services	V1998	AMT 22	3198282.02	3678567.99	3678567.99	0	0	0
050	009	Utility	MACRS 5	2023 050 Mid-States Division	Federal	009 1010 GENL Computers HW	V1998	MACRS 5	0	0	0	0	0	0
050	009	Utility	AMT 6	2023 050 Mid-States Division	AMT	009 1010 GENL Computers HW	V1998	AMT 6	0	0	0	0	0	0
050	009	Utility	SL 3	2023 050 Mid-States Division	Federal	009 1010 GENL Computers SW	V1998	SL 3	0	0	0	0	0	0
050	009	Utility	SL 3	2023 050 Mid-States Division	Federal	009 1010 GENL Computers SW	V1998	SL 3	0	0	0	0	0	0
050	009	Utility	NONE	2023 050 Mid-States Division	Federal	009 1010 GENL Land	V1998	NONE	0	0	0	0	0	0
050	009	Utility	NONE	2023 050 Mid-States Division	Federal	009 1010 GENL Land	V1998	NONE	0	0	0	0	0	0
050	009	Utility	NONE	2023 050 Mid-States Division	Federal	009 1010 GENL Land	V1998	NONE	0	0	0	0	0	0
050	009	Utility	MACRS 7	2023 050 Mid-States Division	Federal	009 1010 GENL Misc	V1998	MACRS 7	0	0	0	0	0	0
050	009	Utility	AMT 10	2023 050 Mid-States Division	AMT	009 1010 GENL Misc	V1998	AMT 10	0	0	0	0	0	0
050	009	Utility	MACRS 7	2023 050 Mid-States Division	Federal	009 1010 GENL Power Operated Equip	V1998	MACRS 7	0	0	0	0	0	0
050	009	Utility	AMT 10	2023 050 Mid-States Division	AMT	009 1010 GENL Power Operated Equip	V1998	AMT 10	0	0	0	0	0	0
050	009	Utility	MACRS 7	2023 050 Mid-States Division	Federal	009 1010 GENL Power Operated Equip	V1998	MACRS 7	3637.98	2852.82	2852.82	0	0	0
050	009	Utility	AMT 10	2023 050 Mid-States Division	AMT	009 1010 GENL Power Operated Equip	V1998	AMT 10	3637.98	2852.81	2852.81	0	0	0
050	009	Utility	MACRS 39	2023 050 Mid-States Division	Federal	009 1010 GENL Structures	V1998	MACRS 39	0	0	0	0	0	0
050	009	Utility	AMT 40	2023 050 Mid-States Division	AMT	009 1010 GENL Structures	V1998	AMT 40	0	0	0	0	0	0
050	009	Utility	MACRS 7	2023 050 Mid-States Division	Federal	009 1010 GENL Tools	V1998	MACRS 7	24773.48	19426.72	19426.72	0	0	0
050	009	Utility	AMT 10	2023 050 Mid-States Division	AMT	009 1010 GENL Tools	V1998	AMT 10	24773.48	19426.73	19426.73	0	0	0
050	009	Utility	MACRS 5	2023 050 Mid-States Division	Federal	009 1010 GENL Transportation	V1998	MACRS 5	0	0	0	0	0	0
050	009	Utility	AMT 4	2023 050 Mid-States Division	AMT	009 1010 GENL Transportation	V1998	AMT 4	0	0	0	0	0	0
050	009	Utility	MACRS 15	2023 050 Mid-States Division	Federal	009 1010 INTG Franchise & Consents	V1998	MACRS 15	0	0	0	0	0	0
050	009	Utility	AMT 22	2023 050 Mid-States Division	AMT	009 1010 INTG Franchise & Consents	V1998	AMT 22	0	0	0	0	0	0
050	009	Utility	MACRS 15	2023 050 Mid-States Division	Federal	009 1010 INTG Organization	V1998	MACRS 15	0	0	0	0	0	0
050	009	Utility	AMT 22	2023 050 Mid-States Division	AMT	009 1010 INTG Organization	V1998	AMT 22	0	0	0	0	0	0
050	009	Utility	MACRS 15	2023 050 Mid-States Division	Federal	009 1010 INTG Organization	V1998	MACRS 15	0	0	0	0	0	0
050	009	Utility	AMT 22	2023 050 Mid-States Division	AMT	009 1010 INTG Organization	V1998	AMT 22	0	0	0	0	0	0
050	009	Utility	MACRS 7	2023 050 Mid-States Division	Federal	009 1010 STOR Equipment	V1998	MACRS 7	15198.61	11918.36	11918.36	0	0	0
050	009	Utility	AMT 14	2023 050 Mid-States Division	AMT	009 1010 STOR Equipment	V1998	AMT 14	15198.61	11918.36	11918.36	0	0	0
050	009	Utility	MACRS 7	2023 050 Mid-States Division	Federal	009 1010 STOR Equipment	V1998	MACRS 7	18974.01	20437.17	20437.17	0	0	0
050	009	Utility	AMT 14	2023 050 Mid-States Division	AMT	009 1010 STOR Equipment	V1998	AMT 14	18974.01	20437.17	20437.17	0	0	0
050	009	Utility	MACRS 7	2023 050 Mid-States Division	Federal	009 1010 STOR Structures	V1998	MACRS 7	6550	5136.34	5136.34	0	0	0
050	009	Utility	AMT 14	2023 050 Mid-States Division	AMT	009 1010 STOR Structures	V1998	AMT 14	6550	5136.34	5136.34	0	0	0
050	009	Utility	MACRS 7	2023 050 Mid-States Division	Federal	009 1010 STOR Structures	V1998	MACRS 7	929.75	729.09	729.09	0	0	0
050	009	Utility	AMT 14	2023 050 Mid-States Division	AMT	009 1010 STOR Structures	V1998	AMT 14	929.75	729.09	729.09	0	0	0
050	009	Utility	MACRS 7	2023 050 Mid-States Division	Federal	009 1010 STOR Wells	V1998	MACRS 7	360297.41	282536.04	282536.04	0	0	0
050	009	Utility	AMT 14	2023 050 Mid-States Division	AMT	009 1010 STOR Wells	V1998	AMT 14	360297.41	282536.04	282536.04	0	0	0
050	009	Utility	NONE	2023 050 Mid-States Division	Federal	009 1010 TRAN Land, Land Rights	V1998	NONE	0	0	0	0	0	0
050	009	Utility	NONE	2023 050 Mid-States Division	Federal	009 1010 TRAN Land, Land Rights	V1998	NONE	0	0	0	0	0	0
050	009	Utility	NONE	2023 050 Mid-States Division	Federal	009 1010 TRAN Land, Land Rights	V1998	NONE	0	0	0	0	0	0
050	009	Utility	NONE	2023 050 Mid-States Division	Federal	009 1010 TRAN Land, Land Rights	V1998	NONE	0	0	0	0	0	0
050	009	Utility	NONE	2023 050 Mid-States Division	Federal	009 1010 TRAN Land, Land Rights	V1998	NONE	0	0	0	0	0	0
050	009	Utility	MACRS 15	2023 050 Mid-States Division	Federal	009 1010 TRAN Mains	V1998	MACRS 15	52962.22	48224.17	48224.17	0	0	0
050	009	Utility	AMT 22	2023 050 Mid-States Division	AMT	009 1010 TRAN Mains	V1998	AMT 22	52962.22	48224.17	48224.17	0	0	0
050	009	Utility	MACRS 15	2023 050 Mid-States Division	Federal	009 1010 TRAN Mains	V1998	MACRS 15	0	0	0	0	0	0
050	009	Utility	AMT 22	2023 050 Mid-States Division	AMT	009 1010 TRAN Mains	V1998	AMT 22	0	0	0	0	0	0
050	009	Utility	MACRS 15	2023 050 Mid-States Division	Federal	009 1010 TRAN Mains	V1998	MACRS 15	0	0	0	0	0	0
050	009	Utility	AMT 22	2023 050 Mid-States Division	AMT	009 1010 TRAN Mains	V1998	AMT 22	0	0	0	0	0	0
050	009	Utility	MACRS 15	2023 050 Mid-States Division	Federal	009 1010 TRAN Structures	V1998	MACRS 15	0	0	0	0	0	0
050	009	Utility	AMT 22	2023 050 Mid-States Division	AMT	009 1010 TRAN Structures	V1998	AMT 22	0	0	0	0	0	0
050	091	Utility	MACRS 5	2023 050 Mid-States Division	Federal	091 1010 GENL Computers HW	V1998	MACRS 5	0	0	0	0	0	0
050	091	Utility	AMT 6	2023 050 Mid-States Division	AMT	091 1010 GENL Computers HW	V1998	AMT 6	0	0	0	0	0	0
050	091	Utility	MACRS 15	2023 050 Mid-States Division	Federal	091 1010 INTG Misc	V1998	MACRS 15	1109551.68	1003918.75	1003918.75	0	0	0
050	091	Utility	AMT 22	2023 050 Mid-States Division	AMT	091 1010 INTG Misc	V1998	AMT 22	1109551.68	1003918.75	1003918.75	0	0	0
050	091	Utility	MACRS 15	2023 050 Mid-States Division	Federal	091 1010 INTG Organization	V1998	MACRS 15	185309.27	167667.22	167667.22	0	0	0
050	091	Utility	AMT 22	2023 050 Mid-States Division	AMT	091 1010 INTG Organization	V1998	AMT 22	185309.27	167667.22	167667.22	0	0	0
050	093	Utility	NONE	2023 050 Mid-States Division	Federal	093 1010 DIST Land, Land Rights	V1998	NONE	263395.9	263395.9	0	0	0	0
050	093	Utility	NONE	2023 050 Mid-States Division	Federal	093 1010 GENL Land	V1998	NONE	0	10050.89	0	0	0	0
050	093	Utility	MACRS 39	2023 050 Mid-States Division	Federal	093 1010 GENL Structures	V1998	MACRS 39 NOV	0	0	0	0	0	0
050	093	Utility	AMT 40	2023 050 Mid-States Division	AMT	093 1010 GENL Structures	V1998	AMT 40	0	0	0	0	0	0
050	093	Utility	NONE	2023 050 Mid-States Division	Federal	093 1010 PROD Land, Land Rights	V1998	NONE	0	0	0	0	0	0
050	093	Utility	NONE	2023 050 Mid-States Division	Federal	093 1010 TRAN Land, Land Rights	V1998	NONE	0	0	0	0	0	0
050	093	Utility	NONE	2023 050 Mid-States Division	Federal	093 1010 TRAN Land, Land Rights	V1998	NONE	729628.74	729628.74	0	0	0	0

050	093	Utility	MACRS 15	2023	050 Mid-States Division	Federal	093 1010 TRAN Meas, Reg Sta Equip	V1998	MACRS 15	31200	28993.89	28993.89	0	0	0
050	093	Utility	AMT 22	2023	050 Mid-States Division	AMT	093 1010 TRAN Meas, Reg Sta Equip	V1998	AMT 22	31200	28993.9	28993.9	0	0	0
050	093	Utility	NONE	2023	050 Mid-States Division	Federal	093 1010 TRAN Right of Way	V1998	NONE	7865.94	7865.94	0	0	0	0
050	093	Utility	MACRS 15	2023	050 Mid-States Division	Federal	093 1010 TRAN Structures	V1998	MACRS 15	2679.36	2424.27	2424.27	0	0	0
050	093	Utility	AMT 22	2023	050 Mid-States Division	AMT	093 1010 TRAN Structures	V1998	AMT 22	2679.36	2424.27	2424.27	0	0	0
050	095	Utility	NONE	2023	050 Mid-States Division	Federal	095 1010 PROD Land, Land Rights	V1998	NONE	0	0	0	0	0	0
050	096	Utility	NONE	2023	050 Mid-States Division	Federal	096 1010 DIST Land, Land Rights	V1998	NONE	62194.08	62194.08	0	0	0	0
050	096	Utility	MACRS 15	2023	050 Mid-States Division	Federal	096 1010 DIST Mains	V1998	MACRS 15	345519.78	393003.39	393003.39	0	0	0
050	096	Utility	AMT 22	2023	050 Mid-States Division	AMT	096 1010 DIST Mains	V1998	AMT 22	345519.78	393003.4	393003.4	0	0	0
050	096	Utility	MACRS 39	2023	050 Mid-States Division	Federal	096 1010 DIST Mains	V1998	MACRS 39	0	0	0	0	0	0
050	096	Utility	AMT 40	2023	050 Mid-States Division	AMT	096 1010 DIST Mains	V1998	AMT 40	0	0	0	0	0	0
050	096	Utility	MACRS 15	2023	050 Mid-States Division	Federal	096 1010 DIST Meas, Reg Sta	V1998	MACRS 15	574319.43	603175.51	603175.51	0	0	0
050	096	Utility	AMT 22	2023	050 Mid-States Division	AMT	096 1010 DIST Meas, Reg Sta	V1998	AMT 22	574319.43	603175.51	603175.51	0	0	0
050	096	Utility	MACRS 15	2023	050 Mid-States Division	Federal	096 1010 DIST Services	V1998	MACRS 15	0	0	0	0	0	0
050	096	Utility	AMT 22	2023	050 Mid-States Division	AMT	096 1010 DIST Services	V1998	AMT 22	0	0	0	0	0	0
050	096	Utility	SL 3	2023	050 Mid-States Division	Federal	096 1010 GENL Computers SW	V1998	SL 3	0	0	0	0	0	0
050	096	Utility	NONE	2023	050 Mid-States Division	Federal	096 1010 PROD Land, Land Rights	V1998	NONE	0	0	0	0	0	0
050	096	Utility	NONE	2023	050 Mid-States Division	Federal	096 1010 TRAN Land, Land Rights	V1998	NONE	0	18647.03	0	0	0	0
050	009	Utility	NONE	2023	050 Mid-States Division	Federal	009 1010 DIST Land, Land Rights	V1999	NONE	0	0	0	0	0	0
050	009	Utility	NONE	2023	050 Mid-States Division	Federal	009 1010 DIST Land, Land Rights	V1999	NONE	1582.9	1582.9	0	0	0	0
050	009	Utility	NONE	2023	050 Mid-States Division	Federal	009 1010 DIST Land, Land Rights	V1999	NONE	9134	9134	0	0	0	0
050	009	Utility	MACRS 15	2023	050 Mid-States Division	Federal	009 1010 DIST Mains	V1999	MACRS 15	0	0	0	0	0	0
050	009	Utility	MACRS 15	2023	050 Mid-States Division	Federal	009 1010 DIST Mains	V1999	MACRS 15	0	0	0	0	0	0
050	009	Utility	MACRS 15	2023	050 Mid-States Division	Federal	009 1010 DIST Mains	V1999	MACRS 15	0	0	0	0	0	0
050	009	Utility	MACRS 15	2023	050 Mid-States Division	Federal	009 1010 DIST Mains	V1999	MACRS 15	0	0	0	0	0	0
050	009	Utility	MACRS 15	2023	050 Mid-States Division	Federal	009 1010 DIST Mains	V1999	MACRS 15	0	0	0	0	0	0
050	009	Utility	MACRS 15	2023	050 Mid-States Division	Federal	009 1010 DIST Mains	V1999	MACRS 15	0	0	0	0	0	0
050	009	Utility	MACRS 15	2023	050 Mid-States Division	Federal	009 1010 DIST Mains	V1999	MACRS 15	0	0	0	0	0	0
050	009	Utility	MACRS 15	2023	050 Mid-States Division	Federal	009 1010 DIST Mains	V1999	MACRS 15	0	0	0	0	0	0
050	009	Utility	MACRS 15	2023	050 Mid-States Division	Federal	009 1010 DIST Mains	V1999	MACRS 15	0	0	0	0	0	0
050	009	Utility	MACRS 15	2023	050 Mid-States Division	Federal	009 1010 DIST Mains	V1999	MACRS 15	0	0	0	0	0	0
050	009	Utility	MACRS 15	2023	050 Mid-States Division	Federal	009 1010 DIST Mains	V1999	MACRS 15	0	0	0	0	0	0
050	009	Utility	MACRS 15	2023	050 Mid-States Division	Federal	009 1010 DIST Mains	V1999	MACRS 15	0	0	0	0	0	0
050	009	Utility	MACRS 15	2023	050 Mid-States Division	Federal	009 1010 DIST Mains	V1999	MACRS 15	0	0	0	0	0	0
050	009	Utility	MACRS 15	2023	050 Mid-States Division	Federal	009 1010 DIST Mains	V1999	MACRS 15	0	0	0	0	0	0
050	009	Utility	MACRS 15	2023	050 Mid-States Division	Federal	009 1010 DIST Mains	V1999	MACRS 15	0	0	0	0	0	0
050	009	Utility	MACRS 15	2023	050 Mid-States Division	Federal	009 1010 DIST Mains	V1999	MACRS 15	0	0	0	0	0	0
050	009	Utility	MACRS 5	2023	050 Mid-States Division	Federal	009 1010 DIST Mains	V1999	MACRS 5	0	0	0	0	0	0
050	009	Utility	AMT 5	2023	050 Mid-States Division	AMT	009 1010 DIST Mains	V1999	AMT 5	0	0	0	0	0	0
050	009	Utility	MACRS 15	2023	050 Mid-States Division	Federal	009 1010 DIST Mains	V1999	MACRS 15	0	886054.16	886054.16	0	0	0
050	009	Utility	MACRS 20	2023	050 Mid-States Division	Federal	009 1010 DIST Mains	V1999	MACRS 20	0	0	0	0	0	0
050	009	Utility	MACRS 20	2023	050 Mid-States Division	Federal	009 1010 DIST Mains	V1999	MACRS 20	0	0	0	0	0	0
050	009	Utility	MACRS 7	2023	050 Mid-States Division	Federal	009 1010 DIST Mains	V1999	MACRS 7	0	0	0	0	0	0
050	009	Utility	AMT 7	2023	050 Mid-States Division	AMT	009 1010 DIST Mains	V1999	AMT 7	0	0	0	0	0	0
050	009	Utility	MACRS 20	2023	050 Mid-States Division	Federal	009 1010 DIST Mains	V1999	MACRS 20	0	0	0	0	0	0
050	009	Utility	MACRS 20	2023	050 Mid-States Division	Federal	009 1010 DIST Mains	V1999	MACRS 20	0	0	0	0	0	0
050	009	Utility	MACRS 20	2023	050 Mid-States Division	Federal	009 1010 DIST Mains	V1999	MACRS 20	0	0	0	0	0	0
050	009	Utility	MACRS 15	2023	050 Mid-States Division	Federal	009 1010 DIST Meas, Reg Sta	V1999	MACRS 15	17449.78	120498.81	120498.81	0	0	0
050	009	Utility	MACRS 20	2023	050 Mid-States Division	Federal	009 1010 DIST Meas, Reg Sta	V1999	MACRS 20	0	0	0	0	0	0
050	009	Utility	MACRS 20	2023	050 Mid-States Division	Federal	009 1010 DIST Meas, Reg Sta	V1999	MACRS 20	0	0	0	0	0	0
050	009	Utility	MACRS 20	2023	050 Mid-States Division	Federal	009 1010 DIST Meas, Reg Sta (Ind)	V1999	MACRS 20	0	0	0	0	0	0
050	009	Utility	MACRS 20	2023	050 Mid-States Division	Federal	009 1010 DIST Meas, Reg Sta (Ind)	V1999	MACRS 20	0	0	0	0	0	0
050	009	Utility	MACRS 20	2023	050 Mid-States Division	Federal	009 1010 DIST Meas, Reg Sta (Ind)	V1999	MACRS 20	0	0	0	0	0	0
050	009	Utility	MACRS 20	2023	050 Mid-States Division	Federal	009 1010 DIST Meas, Reg Sta (Ind)	V1999	MACRS 20	0	0	0	0	0	0
050	009	Utility	MACRS 20	2023	050 Mid-States Division	Federal	009 1010 DIST Meas, Reg Sta (Ind)	V1999	MACRS 20	0	0	0	0	0	0
050	009	Utility	MACRS 20	2023	050 Mid-States Division	Federal	009 1010 DIST Meters & Regs	V1999	MACRS 20	0	0	0	0	0	0
050	009	Utility	MACRS 20	2023	050 Mid-States Division	Federal	009 1010 DIST Meters & Regs	V1999	MACRS 20	0	0	0	0	0	0
050	009	Utility	MACRS 20	2023	050 Mid-States Division	Federal	009 1010 DIST Meters & Regs	V1999	MACRS 20	0	0	0	0	0	0
050	009	Utility	MACRS 20	2023	050 Mid-States Division	Federal	009 1010 DIST Meters & Regs	V1999	MACRS 20	0	0	0	0	0	0
050	009	Utility	MACRS 20	2023	050 Mid-States Division	Federal	009 1010 DIST Meters & Regs	V1999	MACRS 20	0	0	0	0	0	0
050	009	Utility	MACRS 20	2023	050 Mid-States Division	Federal	009 1010 DIST Meters & Regs	V1999	MACRS 20	0	0	0	0	0	0
050	009	Utility	MACRS 20	2023	050 Mid-States Division	Federal	009 1010 DIST Meters & Regs	V1999	MACRS 20	0	0	0	0	0	0
050	009	Utility	MACRS 20	2023	050 Mid-States Division	Federal	009 1010 DIST Meters & Regs	V1999	MACRS 20	0	0	0	0	0	0
050	009	Utility	MACRS 20	2023	050 Mid-States Division	Federal	009 1010 DIST Meters & Regs	V1999	MACRS 20	0	0	0	0	0	0
050	009	Utility	MACRS 15	2023	050 Mid-States Division	Federal	009 1010 DIST Meters & Regs	V1999	MACRS 15	68698.48	259404.18	259404.18	0	0	0
050	009	Utility	MACRS 20	2023	050 Mid-States Division	Federal	009 1010 DIST Services	V1999	MACRS 20	0	0	0	0	0	0
050	009	Utility	MACRS 20	2023	050 Mid-States Division	Federal	009 1010 DIST Services	V1999	MACRS 20	0	0	0	0	0	0
050	009	Utility	MACRS 20	2023	050 Mid-States Division	Federal	009 1010 DIST Services	V1999	MACRS 20	0	0	0	0	0	0
050	009	Utility	MACRS 15	2023	050 Mid-States Division	Federal	009 1010 DIST Services	V1999	MACRS 15	4355394.66	3862229.34	3862229.34	0	0	0
050	009	Utility	MACRS 20	2023	050 Mid-States Division	Federal	009 1010 DIST Structures	V1999	MACRS 20	0	0	0	0	0	0
050	009	Utility	MACRS 5	2023	050 Mid-States Division	Federal	009 1010 GENL Communication	V1999	MACRS 5	-217	13633.11	13633.11	0	0	0
050	009	Utility	AMT 5	2023	050 Mid-States Division	AMT	009 1010 GENL Communication	V1999	AMT 5	-217	13633.11	13633.11	0	0	0
050	009	Utility	MACRS 5	2023	050 Mid-States Division	Federal	009 1010 GENL Communication	V1999	MACRS 5	0.02	0.03	0.03	0	0	0
050	009	Utility	AMT 5	2023	050 Mid-States Division	AMT	009 1010 GENL Communication	V1999	AMT 5	0.02	0.02	0.02	0	0	0
050	009	Utility	MACRS 5	2023	050 Mid-States Division	Federal	009 1010 GENL Computers HW	V1999	MACRS 5	161218.12	161218.12	161218.12	0	0	0
050	009	Utility	AMT 5	2023	050 Mid-States Division	AMT	009 1010 GENL Computers HW	V1999	AMT 5	161218.12	161218.12	161218.12	0	0	0
050	009	Utility	MACRS 7	2023	050 Mid-States Division	Federal	009 1010 GENL Misc	V1999	MACRS 7	0	-0.01	-0.01	0	0	0
050	009	Utility	AMT 7	2023	050 Mid-States Division	AMT	009 1010 GENL Misc	V1999	AMT 7	0	0	0	0	0	0
050	009	Utility	MACRS 5	2023	050 Mid-States Division	Federal	009 1010 GENL Office 5	V1999	MACRS 5	8960.35	9003.13	9003.13	0	0	0
050	009	Utility	AMT 5	2023	050 Mid-States Division	AMT	009 1010 GENL Office 5	V1999	AMT 5	8960.35	9003.13	9003.13	0	0	0
050	009	Utility	MACRS 5	2023	050 Mid-States Division	Federal	009 1010 GENL Office 5	V1999	MACRS 5	0.93	0.93	0.93	0	0	0
050	009	Utility	AMT 5	2023	050 Mid-States Division	AMT	009 1010 GENL Office 5	V1999	AMT 5	0.93	0.93	0.93	0	0	0
050	009	Utility	MACRS 7	2023	050 Mid-States Division	Federal	009 1010 GENL Power Operated Equip	V1999	MACRS 7	6767.89	5307.2	5307.2	0	0	0
050	009	Utility	AMT 7	2023	050 Mid-States Division	AMT	009 1010 GENL Power Operated Equip	V1999	AMT 7	6767.89	5307.2	5307.2	0	0	0
050	009	Utility	MACRS 39	2023	050 Mid-States Division	Federal	009 1010 GENL Structures	V1999	MACRS 39	443585.65	387860.12	248991.76	8959.57	0	0
050	009	Utility	MACRS 39	2023	050 Mid-States Division	Federal	009 1010 GENL Structures	V1999	MACRS 39	84813.49	74158.77	47607.2	1713.07	0	0

050	009	Utility	MACRS 7	2023	050 Mid-States Division	Federal	009 1010 GENL Tools	V1999	MACRS 7	15735.01	12339	12339	0	0	0
050	009	Utility	AMT 7	2023	050 Mid-States Division	AMT	009 1010 GENL Tools	V1999	AMT 7	15735.01	12338.99	12338.99	0	0	0
050	009	Utility	MACRS 5	2023	050 Mid-States Division	Federal	009 1010 GENL Transportation	V1999	MACRS 5	135774.41	223176.8	223176.8	0	0	0
050	009	Utility	AMT 5	2023	050 Mid-States Division	AMT	009 1010 GENL Transportation	V1999	AMT 5	135774.41	223176.81	223176.81	0	0	0
050	009	Utility	MACRS 5	2023	050 Mid-States Division	Federal	009 1010 GENL Transportation	V1999	MACRS 5	6285.22	6315.23	6315.23	0	0	0
050	009	Utility	AMT 5	2023	050 Mid-States Division	AMT	009 1010 GENL Transportation	V1999	AMT 5	6285.22	6315.23	6315.23	0	0	0
050	009	Utility	MACRS 7	2023	050 Mid-States Division	Federal	009 1010 STOR Cushion Gas	V1999	MACRS 7	985704.16	772964.07	772964.07	0	0	0
050	009	Utility	AMT 7	2023	050 Mid-States Division	AMT	009 1010 STOR Cushion Gas	V1999	AMT 7	985704.16	772964.07	772964.07	0	0	0
050	009	Utility	MACRS 7	2023	050 Mid-States Division	Federal	009 1010 STOR Equipment	V1999	MACRS 7	3150.54	2470.57	2470.57	0	0	0
050	009	Utility	AMT 7	2023	050 Mid-States Division	AMT	009 1010 STOR Equipment	V1999	AMT 7	3150.54	2470.57	2470.57	0	0	0
050	009	Utility	MACRS 7	2023	050 Mid-States Division	Federal	009 1010 STOR Equipment	V1999	MACRS 7	35251.71	37970.3	37970.3	0	0	0
050	009	Utility	AMT 7	2023	050 Mid-States Division	AMT	009 1010 STOR Equipment	V1999	AMT 7	35251.71	37970.3	37970.3	0	0	0
050	009	Utility	MACRS 7	2023	050 Mid-States Division	Federal	009 1010 STOR Meas & Reg Equip	V1999	MACRS 7	7320.86	5740.82	5740.82	0	0	0
050	009	Utility	AMT 7	2023	050 Mid-States Division	AMT	009 1010 STOR Meas & Reg Equip	V1999	AMT 7	7320.86	5740.82	5740.82	0	0	0
050	009	Utility	MACRS 7	2023	050 Mid-States Division	Federal	009 1010 STOR Structures	V1999	MACRS 7	4700.19	3685.77	3685.77	0	0	0
050	009	Utility	AMT 7	2023	050 Mid-States Division	AMT	009 1010 STOR Structures	V1999	AMT 7	4700.19	3685.77	3685.77	0	0	0
050	009	Utility	MACRS 7	2023	050 Mid-States Division	Federal	009 1010 STOR Structures	V1999	MACRS 7	14987.6	11752.9	11752.9	0	0	0
050	009	Utility	AMT 7	2023	050 Mid-States Division	AMT	009 1010 STOR Structures	V1999	AMT 7	14987.6	11752.9	11752.9	0	0	0
050	009	Utility	MACRS 7	2023	050 Mid-States Division	Federal	009 1010 STOR Wells	V1999	MACRS 7	76649.34	60106.46	60106.46	0	0	0
050	009	Utility	AMT 7	2023	050 Mid-States Division	AMT	009 1010 STOR Wells	V1999	AMT 7	76649.34	60106.46	60106.46	0	0	0
050	009	Utility	MACRS 7	2023	050 Mid-States Division	Federal	009 1010 STOR Wells	V1999	MACRS 7	0	0	0	0	0	0
050	009	Utility	AMT 7	2023	050 Mid-States Division	AMT	009 1010 STOR Wells	V1999	AMT 7	0	0	0	0	0	0
050	009	Utility	MACRS 7	2023	050 Mid-States Division	Federal	009 1010 STOR Wells	V1999	MACRS 7	35472.3	27816.47	27816.47	0	0	0
050	009	Utility	AMT 7	2023	050 Mid-States Division	AMT	009 1010 STOR Wells	V1999	AMT 7	35472.3	27816.47	27816.47	0	0	0
050	009	Utility	MACRS 20	2023	050 Mid-States Division	Federal	009 1010 TRAN Communication	V1999	MACRS 20	0	0	0	0	0	0
050	009	Utility	NONE	2023	050 Mid-States Division	Federal	009 1010 TRAN Land, Land Rights	V1999	NONE	0	0	0	0	0	0
050	009	Utility	MACRS 7	2023	050 Mid-States Division	Federal	009 1010 TRAN Mains	V1999	MACRS 7	33728.93	26923.99	26923.99	0	0	0
050	009	Utility	AMT 7	2023	050 Mid-States Division	AMT	009 1010 TRAN Mains	V1999	AMT 7	33728.93	26923.99	26923.99	0	0	0
050	009	Utility	MACRS 15	2023	050 Mid-States Division	Federal	009 1010 TRAN Meas, Reg Sta Equip	V1999	MACRS 15	0	0	0	0	0	0
050	009	Utility	MACRS 7	2023	050 Mid-States Division	Federal	009 1010 TRAN Meas, Reg Sta Equip	V1999	MACRS 7	30527.32	23938.77	23938.77	0	0	0
050	009	Utility	AMT 7	2023	050 Mid-States Division	AMT	009 1010 TRAN Meas, Reg Sta Equip	V1999	AMT 7	30527.32	23938.77	23938.77	0	0	0
050	009	Utility	MACRS 15	2023	050 Mid-States Division	Federal	009 1010 TRAN Meas, Reg Sta Equip	V1999	MACRS 15	0	0	0	0	0	0
050	093	Utility	NONE	2023	050 Mid-States Division	Federal	093 1010 DIST Land, Land Rights	V1999	NONE	4395.13	4395.13	0	0	0	0
050	093	Utility	MACRS 20	2023	050 Mid-States Division	Federal	093 1010 DIST Mains	V1999	MACRS 20	0	0	0	0	0	0
050	093	Utility	MACRS 20	2023	050 Mid-States Division	Federal	093 1010 DIST Mains	V1999	MACRS 20	0	0	0	0	0	0
050	093	Utility	MACRS 20	2023	050 Mid-States Division	Federal	093 1010 DIST Mains	V1999	MACRS 20	0	0	0	0	0	0
050	093	Utility	MACRS 20	2023	050 Mid-States Division	Federal	093 1010 DIST Mains	V1999	MACRS 20	0	0	0	0	0	0
050	093	Utility	MACRS 20	2023	050 Mid-States Division	Federal	093 1010 DIST Mains	V1999	MACRS 20	0	0	0	0	0	0
050	093	Utility	MACRS 20	2023	050 Mid-States Division	Federal	093 1010 DIST Mains	V1999	MACRS 20	0	0	0	0	0	0
050	093	Utility	MACRS 20	2023	050 Mid-States Division	Federal	093 1010 DIST Mains	V1999	MACRS 20	0	0	0	0	0	0
050	093	Utility	MACRS 20	2023	050 Mid-States Division	Federal	093 1010 DIST Meas, Reg Sta	V1999	MACRS 20	0	0	0	0	0	0
050	093	Utility	MACRS 15	2023	050 Mid-States Division	Federal	093 1010 DIST Meas, Reg Sta	V1999	MACRS 15	1008869.72	941042.95	941042.95	0	0	0
050	093	Utility	MACRS 20	2023	050 Mid-States Division	Federal	093 1010 DIST Meters & Regs	V1999	MACRS 20	2.46	4849.14	4849.14	0	0	0
050	093	Utility	MACRS 20	2023	050 Mid-States Division	Federal	093 1010 DIST Meters & Regs	V1999	MACRS 20	556802.69	736505.28	736505.28	0	0	0
050	093	Utility	MACRS 20	2023	050 Mid-States Division	Federal	093 1010 DIST Services	V1999	MACRS 20	112072.97	3497661.62	3497661.62	0	0	0
050	096	Utility	MACRS 39	2023	050 Mid-States Division	Federal	096 1010 DIST Mains	V1999	MACRS 39	63439.47	149477.08	95964.53	3452.92	0	0
050	096	Utility	MACRS 39	2023	050 Mid-States Division	Federal	096 1010 DIST Mains	V1999	MACRS 39	842.75	1985.66	1274.81	45.87	0	0
050	096	Utility	MACRS 39	2023	050 Mid-States Division	Federal	096 1010 DIST Mains	V1999	MACRS 39	68.86	162.12	104.04	3.74	0	0
050	096	Utility	MACRS 39	2023	050 Mid-States Division	Federal	096 1010 DIST Mains	V1999	MACRS 39	875.18	2062.05	1323.81	47.63	0	0
050	096	Utility	MACRS 39	2023	050 Mid-States Division	Federal	096 1010 DIST Mains	V1999	MACRS 39	618.85	1458.05	936.06	33.68	0	0
050	096	Utility	MACRS 20	2023	050 Mid-States Division	Federal	096 1010 DIST Mains	V1999	MACRS 20	0	0	0	0	0	0
050	096	Utility	MACRS 39	2023	050 Mid-States Division	Federal	096 1010 DIST Mains	V1999	MACRS 39	300935.78	744111.55	477720.9	17188.98	0	0
050	096	Utility	MACRS 20	2023	050 Mid-States Division	Federal	096 1010 DIST Meas, Reg Sta	V1999	MACRS 20	0	0	0	0	0	0
050	096	Utility	MACRS 20	2023	050 Mid-States Division	Federal	096 1010 DIST Meters & Regs	V1999	MACRS 20	20191.35	20289.07	20289.07	0	0	0
050	096	Utility	MACRS 20	2023	050 Mid-States Division	Federal	096 1010 DIST Meters & Regs	V1999	MACRS 20	-115615.74	33566.1	33566.1	0	0	0
050	096	Utility	MACRS 15	2023	050 Mid-States Division	Federal	096 1010 DIST Services	V1999	MACRS 15	4132059.3	6227025.59	6227025.59	0	0	0
050	009	Utility	NONE	2023	050 Mid-States Division	Federal	009 1010 DIST Land, Land Rights	V2000	NONE	0	0	0	0	0	0
050	009	Utility	MACRS 20	2023	050 Mid-States Division	Federal	009 1010 DIST Land, Land Rights	V2000	MACRS 20	46591.01	40432.4	40432.4	0	0	0
050	009	Utility	NONE	2023	050 Mid-States Division	Federal	009 1010 DIST Land, Land Rights	V2000	NONE	0	0	0	0	0	0
050	009	Utility	NONE	2023	050 Mid-States Division	Federal	009 1010 DIST Land, Land Rights	V2000	NONE	8422	0	0	0	0	0
050	009	Utility	NONE	2023	050 Mid-States Division	Federal	009 1010 DIST Land, Land Rights	V2000	NONE	0	0	0	0	0	0
050	009	Utility	NONE	2023	050 Mid-States Division	Federal	009 1010 DIST Land, Land Rights	V2000	NONE	807.52	807.52	0	0	0	0
050	009	Utility	MACRS 15	2023	050 Mid-States Division	Federal	009 1010 DIST Mains	V2000	MACRS 15	0	0	0	0	0	0
050	009	Utility	MACRS 5	2023	050 Mid-States Division	Federal	009 1010 DIST Mains	V2000	MACRS 5	0	0	0	0	0	0
050	009	Utility	AMT 5	2023	050 Mid-States Division	AMT	009 1010 DIST Mains	V2000	AMT 5	0	0	0	0	0	0
050	009	Utility	MACRS 20	2023	050 Mid-States Division	Federal	009 1010 DIST Mains	V2000	MACRS 20	0	0	0	0	0	0
050	009	Utility	MACRS 7	2023	050 Mid-States Division	Federal	009 1010 DIST Mains	V2000	MACRS 7	0	0	0	0	0	0
050	009	Utility	AMT 7	2023	050 Mid-States Division	AMT	009 1010 DIST Mains	V2000	AMT 7	0	0	0	0	0	0
050	009	Utility	MACRS 20	2023	050 Mid-States Division	Federal	009 1010 DIST Mains	V2000	MACRS 20	0	0	0	0	0	0
050	009	Utility	MACRS 20	2023	050 Mid-States Division	Federal	009 1010 DIST Mains	V2000	MACRS 20	0	0	0	0	0	0
050	009	Utility	MACRS 15	2023	050 Mid-States Division	Federal	009 1010 DIST Mains	V2000	MACRS 15	0	0	0	0	0	0
050	009	Utility	MACRS 15	2023	050 Mid-States Division	Federal	009 1010 DIST Meas, Reg Sta	V2000	MACRS 15	0	0	0	0	0	0
050	009	Utility	MACRS 20	2023	050 Mid-States Division	Federal	009 1010 DIST Meas, Reg Sta	V2000	MACRS 20	0	0	0	0	0	0
050	009	Utility	MACRS 15	2023	050 Mid-States Division	Federal	009 1010 DIST Meas, Reg Sta	V2000	MACRS 15	0	0	0	0	0	0
050	009	Utility	MACRS 20	2023	050 Mid-States Division	Federal	009 1010 DIST Meas, Reg Sta (Ind)	V2000	MACRS 20	0	0	0	0	0	0
050	009	Utility	MACRS 20	2023	050 Mid-States Division	Federal	009 1010 DIST Meas, Reg Sta (Ind)	V2000	MACRS 20	0	0	0	0	0	0
050	009	Utility	MACRS 20	2023	050 Mid-States Division	Federal	009 1010 DIST Meas, Reg Sta (Ind)	V2000	MACRS 20	0	0	0	0	0	0
050	009	Utility	MACRS 20	2023	050 Mid-States Division	Federal	009 1010 DIST Meters & Regs	V2000	MACRS 20	0	0	0	0	0	0
050	009	Utility	MACRS 20	2023	050 Mid-States Division	Federal	009 1010 DIST Meters & Regs	V2000	MACRS 20	5149.32	5545.44	5545.44	0	0	0
050	009	Utility	MACRS 20	2023	050 Mid-States Division	Federal	009 1010 DIST Meters & Regs	V2000	MACRS 20	0	0	0	0	0	0
050	009	Utility	MACRS 20	2023	050 Mid-States Division	Federal	009 1010 DIST Meters & Regs	V2000	MACRS 20	0	0	0	0	0	0
050	009	Utility	MACRS 20	2023	050 Mid-States Division	Federal	009 1010 DIST Meters & Regs	V2000	MACRS 20	0	0	0	0	0	0
050	009	Utility	MACRS 15	2023	050 Mid-States Division	Federal	009 1010 DIST Meters & Regs	V2000	MACRS 15	949176.09	983609.27	983609.27	0	0	0
050	009	Utility	MACRS 20	2023	050 Mid-States Division	Federal	009 1010 DIST Meters & Regs	V2000	MACRS 20	0	0	0	0	0	0
050	009	Utility	MACRS 20	2023	050 Mid-States Division	Federal	009 1010 DIST Meters & Regs	V2000	MACRS 20	0	0	0	0	0	0
050	009	Utility	MACRS 20	2023	050 Mid-States Division	Federal	009 1010 DIST Meters & Regs	V2000	MACRS 20	899997.31	1302095.92	1302095.92	0	0	0
050	009	Utility	MACRS 20	2023	050 Mid-States Division	Federal	009 1010 DIST Meters & Regs	V2000	MACRS 20	0	0	0	0	0	0
050	009	Utility	MACRS 20	2023	050 Mid-States Division	Federal	009 1010 DIST Services	V2000	MACRS 20	0	0	0	0	0	0
050	009	Utility	MACRS 20	2023	050 Mid-States Division	Federal	009 1010 DIST Services	V2000	MACRS 20	3937440.1	4405505.37	4405505.37	0	0	0
050	009	Utility	MACRS 20	2023	050 Mid-States Division	Federal	009 1010 DIST Services	V2000	MACRS 20	0	0	0	0	0	0
050	009	Utility	MACRS 20	2023	050 Mid-States Division	Federal	009 1010 DIST Services	V2000	MACRS 20	0	0	0	0	0	0
050	009	Utility	MACRS 20	2023	050 Mid-States Division	Federal	009 1010 DIST Services	V2000	MACRS 20	0	0	0	0	0	0

050	009	Utility	MACRS 20	2023	050 Mid-States Division	Federal	009 1010 DIST Structures	V2000	MACRS 20	1281.25	1111.88	1111.88	0	0	0
050	009	Utility	MACRS 20	2023	050 Mid-States Division	Federal	009 1010 DIST Structures	V2000	MACRS 20	98517.31	85494.76	85494.76	0	0	0
050	009	Utility	MACRS 20	2023	050 Mid-States Division	Federal	009 1010 DIST Structures	V2000	MACRS 20	0	0	0	0	0	0
050	009	Utility	MACRS 20	2023	050 Mid-States Division	Federal	009 1010 DIST Structures	V2000	MACRS 20	0	0	0	0	0	0
050	009	Utility	MACRS 5	2023	050 Mid-States Division	Federal	009 1010 GENL Communication	V2000	MACRS 5	0	0.03	0.03	0	0	0
050	009	Utility	AMT 5	2023	050 Mid-States Division	AMT	009 1010 GENL Communication	V2000	AMT 5	0	0	0	0	0	0
050	009	Utility	MACRS 5	2023	050 Mid-States Division	Federal	009 1010 GENL Communication	V2000	MACRS 5	0	0	0	0	0	0
050	009	Utility	AMT 5	2023	050 Mid-States Division	AMT	009 1010 GENL Communication	V2000	AMT 5	0	0	0	0	0	0
050	009	Utility	MACRS 5	2023	050 Mid-States Division	Federal	009 1010 GENL Communication	V2000	MACRS 5	0	0	0	0	0	0
050	009	Utility	AMT 5	2023	050 Mid-States Division	AMT	009 1010 GENL Communication	V2000	AMT 5	0	0	0	0	0	0
050	009	Utility	MACRS 5	2023	050 Mid-States Division	Federal	009 1010 GENL Communication	V2000	MACRS 5	0	0	0	0	0	0
050	009	Utility	AMT 5	2023	050 Mid-States Division	AMT	009 1010 GENL Communication	V2000	AMT 5	0	0	0	0	0	0
050	009	Utility	MACRS 5	2023	050 Mid-States Division	Federal	009 1010 GENL Communication	V2000	MACRS 5	0.33	0.33	0.33	0	0	0
050	009	Utility	AMT 5	2023	050 Mid-States Division	AMT	009 1010 GENL Communication	V2000	AMT 5	0.33	0.33	0.33	0	0	0
050	009	Utility	MACRS 5	2023	050 Mid-States Division	Federal	009 1010 GENL Computers HW	V2000	MACRS 5	48027.33	48027.33	48027.33	0	0	0
050	009	Utility	AMT 5	2023	050 Mid-States Division	AMT	009 1010 GENL Computers HW	V2000	AMT 5	48027.33	48027.33	48027.33	0	0	0
050	009	Utility	MACRS 5	2023	050 Mid-States Division	Federal	009 1010 GENL Computers HW	V2000	MACRS 5	0	0	0	0	0	0
050	009	Utility	AMT 5	2023	050 Mid-States Division	AMT	009 1010 GENL Computers HW	V2000	AMT 5	0	0	0	0	0	0
050	009	Utility	MACRS 5	2023	050 Mid-States Division	Federal	009 1010 GENL Equipment	V2000	MACRS 5	0	0.01	0.01	0	0	0
050	009	Utility	AMT 5	2023	050 Mid-States Division	AMT	009 1010 GENL Equipment	V2000	AMT 5	0	0	0	0	0	0
050	009	Utility	NONE	2023	050 Mid-States Division	Federal	009 1010 GENL Land	V2000	NONE	0	0	0	0	0	0
050	009	Utility	MACRS 5	2023	050 Mid-States Division	Federal	009 1010 GENL Office 5	V2000	MACRS 5	23511.27	23623.51	23623.51	0	0	0
050	009	Utility	AMT 5	2023	050 Mid-States Division	AMT	009 1010 GENL Office 5	V2000	AMT 5	23511.27	23623.5	23623.5	0	0	0
050	009	Utility	MACRS 5	2023	050 Mid-States Division	Federal	009 1010 GENL Office 7	V2000	MACRS 5	0	0.01	0.01	0	0	0
050	009	Utility	AMT 5	2023	050 Mid-States Division	AMT	009 1010 GENL Office 7	V2000	AMT 5	0	0	0	0	0	0
050	009	Utility	MACRS 7	2023	050 Mid-States Division	Federal	009 1010 GENL Power Operated Equip	V2000	MACRS 7	0	0.01	0.01	0	0	0
050	009	Utility	AMT 7	2023	050 Mid-States Division	AMT	009 1010 GENL Power Operated Equip	V2000	AMT 7	0	0	0	0	0	0
050	009	Utility	MACRS 39	2023	050 Mid-States Division	Federal	009 1010 GENL Structures	V2000	MACRS 39	90331.99	78984.04	48853.53	1824.53	0	0
050	009	Utility	MACRS 5	2023	050 Mid-States Division	Federal	009 1010 GENL Transportation	V2000	MACRS 5	0	-0.01	-0.01	0	0	0
050	009	Utility	AMT 5	2023	050 Mid-States Division	AMT	009 1010 GENL Transportation	V2000	AMT 5	0	0	0	0	0	0
050	009	Utility	MACRS 5	2023	050 Mid-States Division	Federal	009 1010 GENL Transportation	V2000	MACRS 5	0	0.01	0.01	0	0	0
050	009	Utility	AMT 5	2023	050 Mid-States Division	AMT	009 1010 GENL Transportation	V2000	AMT 5	0	0	0	0	0	0
050	009	Utility	MACRS 7	2023	050 Mid-States Division	Federal	009 1010 STOR Cushion Gas	V2000	MACRS 7	288095.56	225917.19	225917.19	0	0	0
050	009	Utility	AMT 7	2023	050 Mid-States Division	AMT	009 1010 STOR Cushion Gas	V2000	AMT 7	288095.56	225917.19	225917.19	0	0	0
050	009	Utility	NONE	2023	050 Mid-States Division	Federal	009 1010 TRAN Land, Land Rights	V2000	NONE	0	0	0	0	0	0
050	009	Utility	NONE	2023	050 Mid-States Division	Federal	009 1010 TRAN Land, Land Rights	V2000	NONE	125105.64	125105.64	0	0	0	0
050	009	Utility	NONE	2023	050 Mid-States Division	Federal	009 1010 TRAN Land, Land Rights	V2000	NONE	0	0	0	0	0	0
050	009	Utility	NONE	2023	050 Mid-States Division	Federal	009 1010 TRAN Land, Land Rights	V2000	NONE	49707.27	49707.27	0	0	0	0
050	009	Utility	NONE	2023	050 Mid-States Division	Federal	009 1010 TRAN Land, Land Rights	V2000	NONE	0	0	0	0	0	0
050	009	Utility	MACRS 15	2023	050 Mid-States Division	Federal	009 1010 TRAN Mains	V2000	MACRS 15	42715.32	62358.22	62358.22	0	0	0
050	009	Utility	MACRS 7	2023	050 Mid-States Division	Federal	009 1010 TRAN Mains	V2000	MACRS 7	0	0	0	0	0	0
050	009	Utility	AMT 7	2023	050 Mid-States Division	AMT	009 1010 TRAN Mains	V2000	AMT 7	0	0	0	0	0	0
050	009	Acq Adj	NONE	2023	050 Mid-States Division	Federal	009 1140 ACQU Acquisition	V2000	NONE	0	0	0	0	0	0
050	009	Acq Adj	MACRS 15	2023	050 Mid-States Division	Federal	009 1140 ACQU Acquisition	V2000	MACRS 15 NET ANG	0	0	0	0	0	0
050	009	Acq Adj	MACRS 15	2023	050 Mid-States Division	Federal	009 1140 ACQU Acquisition	V2000	MACRS 15 NET ANG	0	0	0	0	0	0
050	009	Acq Adj	MACRS 15	2023	050 Mid-States Division	Federal	009 1140 ACQU Acquisition	V2000	MACRS 15	0	0	0	0	0	0
050	009	Acq Adj	MACRS 15	2023	050 Mid-States Division	State No E	009 1140 ACQU Acquisition	V2000	MACRS 15	0	0	0	0	0	0
050	009	Acq Adj	NONE	2023	050 Mid-States Division	Federal	009 1140 ACQU Acquisition	V2000	NONE	3278548	0	0	0	0	0
050	070	Utility	NONE	2023	050 Mid-States Division	Federal	070 1010 DIST Meters & Regs	V2000	NONE	8501.71	0	0	0	0	0
050	070	Utility	NONE	2023	050 Mid-States Division	State No E	070 1010 DIST Meters & Regs	V2000	NONE	8501.71	0	0	0	0	0
050	091	Utility	MACRS 5	2023	050 Mid-States Division	Federal	091 1010 GENL Computers HW	V2000	MACRS 5	0	0	0	0	0	0
050	091	Utility	AMT 5	2023	050 Mid-States Division	AMT	091 1010 GENL Computers HW	V2000	AMT 5	0	0	0	0	0	0
050	091	Utility	MACRS 7	2023	050 Mid-States Division	Federal	091 1010 GENL Misc	V2000	MACRS 7	0	0	0	0	0	0
050	091	Utility	AMT 7	2023	050 Mid-States Division	AMT	091 1010 GENL Misc	V2000	AMT 7	0	0	0	0	0	0
050	091	Utility	NONE	2023	050 Mid-States Division	Federal	091 1010 NONU NonUtility	V2000	NONE	0	0	0	0	0	0
050	091	Acq Adj	NONE	2023	050 Mid-States Division	Federal	091 1140 ACQU Acquisition	V2000	NONE	4165495	0	0	0	0	0
050	092	Utility	NONE	2023	050 Mid-States Division	Federal	092 1010 DIST Meas, Reg Sta	V2000	NONE	1927.98	0	0	0	0	0
050	092	Utility	NONE	2023	050 Mid-States Division	State No E	092 1010 DIST Meas, Reg Sta	V2000	NONE	1927.98	0	0	0	0	0
050	093	Utility	NONE	2023	050 Mid-States Division	Federal	093 1010 DIST Land, Land Rights	V2000	NONE	11892.97	11892.97	0	0	0	0
050	093	Utility	NONE	2023	050 Mid-States Division	Federal	093 1010 DIST Land, Land Rights	V2000	NONE	122450.09	122450.09	0	0	0	0
050	093	Utility	MACRS 20	2023	050 Mid-States Division	Federal	093 1010 DIST Mains	V2000	MACRS 20	22.64	43.75	43.75	0	0	0
050	093	Utility	MACRS 20	2023	050 Mid-States Division	Federal	093 1010 DIST Mains	V2000	MACRS 20	15679.33	69961.08	69961.08	0	0	0
050	093	Utility	MACRS 20	2023	050 Mid-States Division	Federal	093 1010 DIST Mains	V2000	MACRS 20	4019.72	14608.16	14608.16	0	0	0
050	093	Utility	MACRS 20	2023	050 Mid-States Division	Federal	093 1010 DIST Mains	V2000	MACRS 20	2301.51	8364.07	8364.07	0	0	0
050	093	Utility	MACRS 20	2023	050 Mid-States Division	Federal	093 1010 DIST Mains	V2000	MACRS 20	2212.12	8039.1	8039.1	0	0	0
050	093	Utility	MACRS 20	2023	050 Mid-States Division	Federal	093 1010 DIST Mains	V2000	MACRS 20	910.86	3310.2	3310.2	0	0	0
050	093	Utility	MACRS 20	2023	050 Mid-States Division	Federal	093 1010 DIST Mains	V2000	MACRS 20	655.67	2382.84	2382.84	0	0	0
050	093	Utility	MACRS 20	2023	050 Mid-States Division	Federal	093 1010 DIST Mains	V2000	MACRS 20	296.26	1076.65	1076.65	0	0	0
050	093	Utility	MACRS 20	2023	050 Mid-States Division	Federal	093 1010 DIST Mains	V2000	MACRS 20	260.29	945.96	945.96	0	0	0
050	093	Utility	MACRS 20	2023	050 Mid-States Division	Federal	093 1010 DIST Mains	V2000	MACRS 20	202.9	737.4	737.4	0	0	0
050	093	Utility	MACRS 20	2023	050 Mid-States Division	Federal	093 1010 DIST Mains	V2000	MACRS 20	82.13	298.41	298.41	0	0	0
050	093	Utility	MACRS 20	2023	050 Mid-States Division	Federal	093 1010 DIST Mains	V2000	MACRS 20	4986.52	18121.72	18121.72	0	0	0
050	093	Utility	MACRS 20	2023	050 Mid-States Division	Federal	093 1010 DIST Mains	V2000	MACRS 20	3465.93	12595.76	12595.76	0	0	0
050	093	Utility	MACRS 20	2023	050 Mid-States Division	Federal	093 1010 DIST Meas, Reg Sta (Ind)	V2000	MACRS 20	16607.58	15426.9	15426.9	0	0	0
050	093	Utility	MACRS 20	2023	050 Mid-States Division	Federal	093 1010 DIST Meters & Regs	V2000	MACRS 20	-133038.66	334576.13	334576.13	0	0	0
050	093	Utility	MACRS 20	2023	050 Mid-States Division	Federal	093 1010 DIST Meters & Regs	V2000	MACRS 20	1736216.29	1928627.52	1928627.52	0	0	0
050	093	Utility	MACRS 20	2023	050 Mid-States Division	Federal	093 1010 DIST Meters & Regs	V2000	MACRS 20	11824.04	38974.82	38974.82	0	0	0
050	093	Utility	MACRS 20	2023	050 Mid-States Division	Federal	093 1010 DIST Services	V2000	MACRS 20	1886351.9	4998831.76	4998831.76	0	0	0
050	093	Utility	MACRS 20	2023	050 Mid-States Division	Federal	093 1010 DIST Structures	V2000	MACRS 20	0	0	0	0	0	0
050	093	Utility	MACRS 5	2023	050 Mid-States Division	Federal	093 1010 GENL Communication	V2000	MACRS 5	-35981.87	-35167.48	-35167.48	0	0	0
050	093	Utility	AMT 5	2023	050 Mid-States Division	AMT	093 1010 GENL Communication	V2000	AMT 5	-35981.87	-35167.48	-35167.48	0	0	0
050	093	Utility	MACRS 7	2023	050 Mid-States Division	Federal	093 1010 GENL Office 7	V2000	MACRS 7	-25562.7	-24076.31	-24076.31	0	0	0
050	093	Utility	AMT 7	2023	050 Mid-States Division	AMT	093 1010 GENL Office 7	V2000	AMT 7	-25562.7	-24076.32	-24076.32	0	0	0
050	093	Utility	MACRS 39	2023	050 Mid-States Division	Federal	093 1010 GENL Structures	V2000	MACRS 39 OCT	1966	2211	1286.84	56.69	0	0
050	093	Utility	MACRS 39	2023	050 Mid-States Division	Federal	093 1010 GENL Structures	V2000	MACRS 39 AUG	8352	9391	5266.99	240.79	0	0
050	093	Utility	MACRS 39	2023	050 Mid-States Division	Federal	093 1010 GENL Structures	V2000	MACRS 39 JAN	18222	20490	11798.27	525.36	0	0
050	093	Utility	MACRS 39	2023	050 Mid-States Division	Federal	093 1010 GENL Structures	V2000	MACRS 39 NOV	3387	3808	2209.26	97.64	0	0
050	093	Utility	MACRS 39	2023	050 Mid-States Division	Federal	093 1010 GENL Structures	V2000	MACRS 39 JUL	5531	6219	3501.39	159.46	0	0
050	093	Utility	MACRS 39	2023	050 Mid-States Division	Federal	093 1010 PROD Structures	V2000	MACRS 39	0	0	0	0	0	0
050	093	Utility	NONE	2023	050 Mid-States Division	Federal	093 1010 TRAN Land, Land Rights	V2000	NONE	0	0	0	0	0	0
050	093	Utility	NONE	2023	050 Mid-States Division	Federal	093 1010 TRAN Right of Way	V2000	NONE	341105.07	341105.07	0	0	0	0
050	096	Utility	NONE	2023	050 Mid-States Division	Federal	096 1010 DIST Land, Land Rights	V2000	NONE	54.6	54.6	0	0	0	0

050	096	Utility	MACRS 20	2023	050 Mid-States Division	Federal	096 1010 DIST Mains	V2000	MACRS 20	0	0	0	0	0	0
050	096	Utility	MACRS 39	2023	050 Mid-States Division	Federal	096 1010 DIST Mains	V2000	MACRS 39	0	0	0	0	0	0
050	096	Utility	MACRS 20	2023	050 Mid-States Division	Federal	096 1010 DIST Meters & Regs	V2000	MACRS 20	0	0	0	0	0	0
050	096	Utility	MACRS 20	2023	050 Mid-States Division	Federal	096 1010 DIST Services	V2000	MACRS 20	655421.22	1094051.5	1094051.5	0	0	0
050	096	Utility	MACRS 20	2023	050 Mid-States Division	Federal	096 1010 DIST Structures	V2000	MACRS 20	0.3	0.28	0.28	0	0	0
050	096	Utility	NONE	2023	050 Mid-States Division	Federal	096 1010 GENL Misc	V2000	NONE	279.11	0	0	0	0	0
050	096	Acq Adj	NONE	2023	050 Mid-States Division	Federal	096 1140 ACQU Acquisition	V2000	NONE	0	0	0	0	0	0
050	009	Utility	NONE	2023	050 Mid-States Division	Federal	009 1010 DIST Land, Land Rights	V2001	NONE	0	0	0	0	0	0
050	009	Utility	MACRS 20	2023	050 Mid-States Division	Federal	009 1010 DIST Mains	V2001	MACRS 20	0	0	0	0	0	0
050	009	Utility	MACRS 20	2023	050 Mid-States Division	Federal	009 1010 DIST Mains	V2001	MACRS 20	0	0	0	0	0	0
050	009	Utility	MACRS 20	2023	050 Mid-States Division	Federal	009 1010 DIST Mains	V2001	MACRS 20	0	0	0	0	0	0
050	009	Utility	MACRS 20	2023	050 Mid-States Division	Federal	009 1010 DIST Mains	V2001	MACRS 20	0	0	0	0	0	0
050	009	Utility	MACRS 20	2023	050 Mid-States Division	Federal	009 1010 DIST Mains	V2001	MACRS 20	0	0	0	0	0	0
050	009	Utility	MACRS 20	2023	050 Mid-States Division	Federal	009 1010 DIST Mains	V2001	MACRS 20	0	0	0	0	0	0
050	009	Utility	MACRS 20	2023	050 Mid-States Division	Federal	009 1010 DIST Mains	V2001	MACRS 20	0	0	0	0	0	0
050	009	Utility	MACRS 20	2023	050 Mid-States Division	Federal	009 1010 DIST Mains	V2001	MACRS 20	0	0	0	0	0	0
050	009	Utility	MACRS 15	2023	050 Mid-States Division	Federal	009 1010 DIST Mains	V2001	MACRS 15	0	0	0	0	0	0
050	009	Utility	MACRS 20	2023	050 Mid-States Division	Federal	009 1010 DIST Mains	V2001	MACRS 20	0	0	0	0	0	0
050	009	Utility	MACRS 20	2023	050 Mid-States Division	Federal	009 1010 DIST Mains	V2001	MACRS 20	0	0	0	0	0	0
050	009	Utility	MACRS 20	2023	050 Mid-States Division	Federal	009 1010 DIST Mains	V2001	MACRS 20	0	0	0	0	0	0
050	009	Utility	MACRS 15	2023	050 Mid-States Division	Federal	009 1010 DIST Mains	V2001	MACRS 15	0	0	0	0	0	0
050	009	Utility	MACRS 20	2023	050 Mid-States Division	Federal	009 1010 DIST Mains	V2001	MACRS 20	0	0	0	0	0	0
050	009	Utility	MACRS 15	2023	050 Mid-States Division	Federal	009 1010 DIST Meas, Reg Sta	V2001	MACRS 15	468836.52	404057	404057	0	0	0
050	009	Utility	MACRS 20	2023	050 Mid-States Division	Federal	009 1010 DIST Meas, Reg Sta (Ind)	V2001	MACRS 20	0	0	0	0	0	0
050	009	Utility	MACRS 20	2023	050 Mid-States Division	Federal	009 1010 DIST Meas, Reg Sta (Ind)	V2001	MACRS 20	0	0	0	0	0	0
050	009	Utility	MACRS 20	2023	050 Mid-States Division	Federal	009 1010 DIST Meas, Reg Sta (Ind)	V2001	MACRS 20	0	0	0	0	0	0
050	009	Utility	MACRS 20	2023	050 Mid-States Division	Federal	009 1010 DIST Meters & Regs	V2001	MACRS 20	0	0	0	0	0	0
050	009	Utility	MACRS 20	2023	050 Mid-States Division	Federal	009 1010 DIST Meters & Regs	V2001	MACRS 20	0	0	0	0	0	0
050	009	Utility	MACRS 20	2023	050 Mid-States Division	Federal	009 1010 DIST Meters & Regs	V2001	MACRS 20	0	0	0	0	0	0
050	009	Utility	MACRS 20	2023	050 Mid-States Division	Federal	009 1010 DIST Meters & Regs	V2001	MACRS 20	0	0	0	0	0	0
050	009	Utility	MACRS 20	2023	050 Mid-States Division	Federal	009 1010 DIST Meters & Regs	V2001	MACRS 20	0	0	0	0	0	0
050	009	Utility	MACRS 20	2023	050 Mid-States Division	Federal	009 1010 DIST Meters & Regs	V2001	MACRS 20	0	0	0	0	0	0
050	009	Utility	MACRS 20	2023	050 Mid-States Division	Federal	009 1010 DIST Meters & Regs	V2001	MACRS 20	0	0	0	0	0	0
050	009	Utility	MACRS 20	2023	050 Mid-States Division	Federal	009 1010 DIST Meters & Regs	V2001	MACRS 20	0	0	0	0	0	0
050	009	Utility	MACRS 15	2023	050 Mid-States Division	Federal	009 1010 DIST Services	V2001	MACRS 15	2586969.18	2374286.21	2374286.21	0	0	0
050	009	Utility	MACRS 20	2023	050 Mid-States Division	Federal	009 1010 DIST Services	V2001	MACRS 20	0	0	0	0	0	0
050	009	Utility	MACRS 20	2023	050 Mid-States Division	Federal	009 1010 DIST Services	V2001	MACRS 20	5756567.33	5760542.12	5760542.12	0	0	0
050	009	Utility	MACRS 20	2023	050 Mid-States Division	Federal	009 1010 DIST Services	V2001	MACRS 20	0	0	0	0	0	0
050	009	Utility	MACRS 20	2023	050 Mid-States Division	Federal	009 1010 DIST Services	V2001	MACRS 20	0	0	0	0	0	0
050	009	Utility	MACRS 20	2023	050 Mid-States Division	Federal	009 1010 DIST Services	V2001	MACRS 20	0	0	0	0	0	0
050	009	Utility	MACRS 5	2023	050 Mid-States Division	Federal	009 1010 GENL Computers HW	V2001	MACRS 5	0	0	0	0	0	0
050	009	Utility	AMT 5	2023	050 Mid-States Division	AMT	009 1010 GENL Computers HW	V2001	AMT 5	0	0	0	0	0	0
050	009	Utility	MACRS 5	2023	050 Mid-States Division	Federal	009 1010 GENL Computers HW	V2001	MACRS 5	0	0	0	0	0	0
050	009	Utility	AMT 5	2023	050 Mid-States Division	AMT	009 1010 GENL Computers HW	V2001	AMT 5	0	0	0	0	0	0
050	009	Utility	MACRS 5	2023	050 Mid-States Division	Federal	009 1010 GENL Computers HW	V2001	MACRS 5	129726.05	129726.05	129726.05	0	0	0
050	009	Utility	AMT 5	2023	050 Mid-States Division	AMT	009 1010 GENL Computers HW	V2001	AMT 5	129726.05	129726.05	129726.05	0	0	0
050	009	Utility	MACRS 7	2023	050 Mid-States Division	Federal	009 1010 GENL Computers HW	V2001	MACRS 7	3178.54	3178.54	3178.54	0	0	0
050	009	Utility	AMT 7	2023	050 Mid-States Division	AMT	009 1010 GENL Computers HW	V2001	AMT 7	3178.54	3178.54	3178.54	0	0	0
050	009	Utility	SL 3	2023	050 Mid-States Division	Federal	009 1010 GENL Computers HW	V2001	SL 3	0	0	0	0	0	0
050	009	Utility	SL 3	2023	050 Mid-States Division	Federal	009 1010 GENL Computers SW	V2001	SL 3	0	0	0	0	0	0
050	009	Utility	SL 3	2023	050 Mid-States Division	Federal	009 1010 GENL Computers SW	V2001	SL 3	0	0	0	0	0	0
050	009	Utility	SL 3	2023	050 Mid-States Division	Federal	009 1010 GENL Computers SW	V2001	SL 3	0	0	0	0	0	0
050	009	Utility	SL 3	2023	050 Mid-States Division	Federal	009 1010 GENL Computers SW	V2001	SL 3	0	0	0	0	0	0
050	009	Utility	MACRS 7	2023	050 Mid-States Division	Federal	009 1010 GENL Misc	V2001	MACRS 7	0	0	0	0	0	0
050	009	Utility	AMT 7	2023	050 Mid-States Division	AMT	009 1010 GENL Misc	V2001	AMT 7	0	0	0	0	0	0
050	009	Utility	MACRS 7	2023	050 Mid-States Division	Federal	009 1010 GENL Misc	V2001	MACRS 7	0	0	0	0	0	0
050	009	Utility	AMT 7	2023	050 Mid-States Division	AMT	009 1010 GENL Misc	V2001	AMT 7	0	0	0	0	0	0
050	009	Utility	MACRS 5	2023	050 Mid-States Division	Federal	009 1010 GENL Office 5	V2001	MACRS 5	13369.98	13433.81	13433.81	0	0	0
050	009	Utility	AMT 5	2023	050 Mid-States Division	AMT	009 1010 GENL Office 5	V2001	AMT 5	13369.98	13433.82	13433.82	0	0	0
050	009	Utility	MACRS 7	2023	050 Mid-States Division	Federal	009 1010 GENL Power Operated Equip	V2001	MACRS 7	0	0	0	0	0	0
050	009	Utility	AMT 7	2023	050 Mid-States Division	AMT	009 1010 GENL Power Operated Equip	V2001	AMT 7	0	0	0	0	0	0
050	009	Utility	MACRS 7	2023	050 Mid-States Division	Federal	009 1010 GENL Power Operated Equip	V2001	MACRS 7	0	0	0	0	0	0
050	009	Utility	AMT 7	2023	050 Mid-States Division	AMT	009 1010 GENL Power Operated Equip	V2001	AMT 7	0	0	0	0	0	0
050	009	Utility	MACRS 39	2023	050 Mid-States Division	Federal	009 1010 GENL Structures	V2001	MACRS 39	261225.38	228408.92	129160.36	5276.25	0	0
050	009	Utility	MACRS 39	2023	050 Mid-States Division	Federal	009 1010 GENL Structures	V2001	MACRS 39	0	0	0	0	0	0
050	009	Utility	MACRS 7	2023	050 Mid-States Division	Federal	009 1010 GENL Tools	V2001	MACRS 7	0	0.02	0.02	0	0	0
050	009	Utility	AMT 7	2023	050 Mid-States Division	AMT	009 1010 GENL Tools	V2001	AMT 7	0	0	0	0	0	0
050	009	Utility	MACRS 7	2023	050 Mid-States Division	Federal	009 1010 GENL Tools	V2001	MACRS 7	0	0	0	0	0	0
050	009	Utility	AMT 7	2023	050 Mid-States Division	AMT	009 1010 GENL Tools	V2001	AMT 7	0	0	0	0	0	0
050	009	Utility	MACRS 7	2023	050 Mid-States Division	Federal	009 1010 GENL Tools	V2001	MACRS 7	0	-0.01	-0.01	0	0	0
050	009	Utility	AMT 7	2023	050 Mid-States Division	AMT	009 1010 GENL Tools	V2001	AMT 7	0	0	0	0	0	0
050	009	Utility	MACRS 5	2023	050 Mid-States Division	Federal	009 1010 GENL Transportation	V2001	MACRS 5	0	0	0	0	0	0
050	009	Utility	AMT 5	2023	050 Mid-States Division	AMT	009 1010 GENL Transportation	V2001	AMT 5	0	0	0	0	0	0
050	009	Utility	MACRS 7	2023	050 Mid-States Division	Federal	009 1010 STOR Cushion Gas	V2001	MACRS 7	312624.12	245151.87	245151.87	0	0	0
050	009	Utility	AMT 7	2023	050 Mid-States Division	AMT	009 1010 STOR Cushion Gas	V2001	AMT 7	312624.12	245151.87	245151.87	0	0	0
050	009	Utility	NONE	2023	050 Mid-States Division	Federal	009 1010 TRAN Land, Land Rights	V2001	NONE	25562.57	25562.57	0	0	0	0
050	009	Utility	MACRS 7	2023	050 Mid-States Division	Federal	009 1010 TRAN Mains	V2001	MACRS 7	0	0	0	0	0	0
050	009	Utility	AMT 7	2023	050 Mid-States Division	AMT	009 1010 TRAN Mains	V2001	AMT 7	0	0	0	0	0	0
050	009	Acq Adj	NONE	2023	050 Mid-States Division	Federal	009 1140 ACQU Acquisition	V2001	NONE	0	0	0	0	0	0
050	009	Acq Adj	NONE	2023	050 Mid-States Division	State No E	009 1140 ACQU Acquisition	V2001	NONE	0	0	0	0	0	0
050	009	Acq Adj	MACRS 15	2023	050 Mid-States Division	Federal	009 1140 ACQU Acquisition	V2001	MACRS 15	0	0	0	0	0	0
050	009	Acq Adj	MACRS 15	2023	050 Mid-States Division	State No E	009 1140 ACQU Acquisition	V2001	MACRS 15	0	0	0	0	0	0
050	091	Utility	MACRS 5	2023	050 Mid-States Division	Federal	091 1010 GENL Computers HW	V2001	MACRS 5	60255.99	60255.99	60255.99	0	0	0
050	091	Utility	AMT 5	2023	050 Mid-States Division	AMT	091 1010 GENL Computers HW	V2001	AMT 5	60255.99	60255.99	60255.99	0	0	0
050	091	Utility	SL 3	2023	050 Mid-States Division	Federal	091 1010 GENL Computers SW	V2001	SL 3	0	0	0	0	0	0
050	091	Utility	MACRS 7	2023	050 Mid-States Division	Federal	091 1010 GENL Office 7	V2001	MACRS 7	0	0	0	0	0	0
050	091	Utility	AMT 7	2023	050 Mid-States Division	AMT	091 1010 GENL Office 7	V2001	AMT 7	0	0	0	0	0	0
050	093	Utility	NONE	2023	050 Mid-States Division	Federal	093 1010 DIST Land, Land Rights	V2001	NONE	17597.3	17597.3	0	0	0	0
050	093	Utility	NONE	2023	050 Mid-States Division	Federal	093 1010 DIST Land, Land Rights	V2001	NONE	11871.94	11871.94	0	0	0	0
050	093	Utility	MACRS 20	2023	050 Mid-States Division	Federal	093 1010 DIST Mains	V2001	MACRS 20	1399942.49	1329372.1	1329372.1	0	0	0

050	093	Utility	MACRS 20	2023	050 Mid-States Division	Federal	093 1010 DIST Meas, Reg Sta	V2001	MACRS 20	72537.34	91613.3	91613.3	0	0	0
050	093	Utility	MACRS 20	2023	050 Mid-States Division	Federal	093 1010 DIST Meas, Reg Sta	V2001	MACRS 20	349244.82	324415.98	324415.98	0	0	0
050	093	Utility	MACRS 20	2023	050 Mid-States Division	Federal	093 1010 DIST Meas, Reg Sta (Ind)	V2001	MACRS 20	43686.11	40580.34	40580.34	0	0	0
050	093	Utility	MACRS 20	2023	050 Mid-States Division	Federal	093 1010 DIST Meters & Regs	V2001	MACRS 20	0	0	0	0	0	0
050	093	Utility	MACRS 7	2023	050 Mid-States Division	Federal	093 1010 GENL Office 7	V2001	MACRS 7	0	0	0	0	0	0
050	093	Utility	AMT 7	2023	050 Mid-States Division	AMT	093 1010 GENL Office 7	V2001	AMT 7	0	0	0	0	0	0
050	093	Utility	MACRS 7	2023	050 Mid-States Division	Federal	093 1010 GENL Power Operated Equip	V2001	MACRS 7	0	0	0	0	0	0
050	093	Utility	AMT 7	2023	050 Mid-States Division	AMT	093 1010 GENL Power Operated Equip	V2001	AMT 7	0	0	0	0	0	0
050	093	Utility	MACRS 7	2023	050 Mid-States Division	Federal	093 1010 GENL Tools	V2001	MACRS 7	0	0	0	0	0	0
050	093	Utility	AMT 7	2023	050 Mid-States Division	AMT	093 1010 GENL Tools	V2001	AMT 7	0	0	0	0	0	0
050	093	Utility	MACRS 5	2023	050 Mid-States Division	Federal	093 1010 GENL Transportation	V2001	MACRS 5	-1087364.49	-1087364.49	-1087364.49	0	0	0
050	093	Utility	AMT 5	2023	050 Mid-States Division	AMT	093 1010 GENL Transportation	V2001	AMT 5	-1087364.49	-1087364.49	-1087364.49	0	0	0
050	093	Utility	MACRS 39	2023	050 Mid-States Division	Federal	093 1010 PROD Structures	V2001	MACRS 39	0	0	0	0	0	0
050	096	Utility	MACRS 20	2023	050 Mid-States Division	Federal	096 1010 DIST Mains	V2001	MACRS 20	0	0	0	0	0	0
050	096	Utility	MACRS 20	2023	050 Mid-States Division	Federal	096 1010 DIST Mains	V2001	MACRS 20	0	0	0	0	0	0
050	096	Utility	MACRS 20	2023	050 Mid-States Division	Federal	096 1010 DIST Mains	V2001	MACRS 20	0	0	0	0	0	0
050	096	Utility	MACRS 20	2023	050 Mid-States Division	Federal	096 1010 DIST Mains	V2001	MACRS 20	0	0	0	0	0	0
050	096	Utility	MACRS 20	2023	050 Mid-States Division	Federal	096 1010 DIST Meas, Reg Sta	V2001	MACRS 20	42817.41	39773.4	39773.4	0	0	0
050	096	Utility	MACRS 20	2023	050 Mid-States Division	Federal	096 1010 DIST Meas, Reg Sta	V2001	MACRS 20	37500	150306.5	150306.5	0	0	0
050	096	Utility	MACRS 20	2023	050 Mid-States Division	Federal	096 1010 DIST Meas, Reg Sta (Ind)	V2001	MACRS 20	0	0	0	0	0	0
050	096	Utility	MACRS 20	2023	050 Mid-States Division	Federal	096 1010 DIST Meters & Regs	V2001	MACRS 20	1040333.93	986655.97	986655.97	0	0	0
050	096	Utility	MACRS 7	2023	050 Mid-States Division	Federal	096 1010 GENL Misc	V2001	MACRS 7	8882.31	15724.56	15724.56	0	0	0
050	096	Utility	AMT 7	2023	050 Mid-States Division	AMT	096 1010 GENL Misc	V2001	AMT 7	8882.31	15724.55	15724.55	0	0	0
050	096	Utility	MACRS 5	2023	050 Mid-States Division	Federal	096 1010 GENL Power Operated Equip	V2001	MACRS 5	0	0	0	0	0	0
050	096	Utility	AMT 5	2023	050 Mid-States Division	AMT	096 1010 GENL Power Operated Equip	V2001	AMT 5	0	0	0	0	0	0
050	093	Utility	MACRS 39	2023	050 Mid-States Division	Federal	093 1010 GENL Structures	V2001A	MACRS 39 JUN	4203.86	4727.42	2611.53	121.21	0	0
050	093	Utility	MACRS 39	2023	050 Mid-States Division	Federal	093 1010 GENL Structures	V2001A	MACRS 39 MAY	16083.01	18085.02	10027.45	463.7	0	0
050	093	Utility	MACRS 39	2023	050 Mid-States Division	Federal	093 1010 GENL Structures	V2001B	MACRS 39 Full	36934.91	41531.22	22229.89	1064.86	0	0
050	093	Utility	MACRS 39	2023	050 Mid-States Division	Federal	093 1010 GENL Structures	V2001B	MACRS 39 OCT	1345.17	1512.46	841.91	38.78	0	0
050	093	Utility	MACRS 39	2023	050 Mid-States Division	Federal	093 1010 GENL Structures	V2001B	MACRS 39 Full	780.5	877.25	467.63	22.49	0	0
050	009	Utility	NONE	2023	050 Mid-States Division	Federal	009 1010 DIST Land, Land Rights	V2002	NONE	0	0	0	0	0	0
050	009	Utility	NONE	2023	050 Mid-States Division	Federal	009 1010 DIST Land, Land Rights	V2002	NONE	74962.86	74962.86	0	0	0	0
050	009	Utility	MACRS 20	2023	050 Mid-States Division	Federal	009 1010 DIST Mains	V2002	MACRS 20	0	0	0	0	0	0
050	009	Utility	MACRS 20	2023	050 Mid-States Division	Federal	009 1010 DIST Mains	V2002	MACRS 20	0	0	0	0	0	0
050	009	Utility	MACRS 15	2023	050 Mid-States Division	Federal	009 1010 DIST Meas, Reg Sta	V2002	MACRS 15	0	0	0	0	0	0
050	009	Utility	MACRS 20	2023	050 Mid-States Division	Federal	009 1010 DIST Meters & Regs	V2002	MACRS 20	1448271.83	1413250.5	1413250.5	0	0	0
050	009	Utility	MACRS 20	2023	050 Mid-States Division	Federal	009 1010 DIST Services	V2002	MACRS 20	80705.47	86075.24	86075.24	0	0	0
050	009	Utility	MACRS 15	2023	050 Mid-States Division	Federal	009 1010 DIST Services	V2002	MACRS 15	217177	303633.54	303633.54	0	0	0
050	009	Utility	MACRS 20	2023	050 Mid-States Division	Federal	009 1010 DIST Structures	V2002	MACRS 20	4379.74	3800.79	3800.79	0	0	0
050	009	Utility	MACRS 7	2023	050 Mid-States Division	Federal	009 1010 GENL Communication	V2002	MACRS 7	-284.74	-223.29	-223.29	0	0	0
050	009	Utility	AMT 7	2023	050 Mid-States Division	AMT	009 1010 GENL Communication	V2002	AMT 7	-284.74	-223.28	-223.28	0	0	0
050	009	Utility	MACRS 5	2023	050 Mid-States Division	Federal	009 1010 GENL Communication	V2002	MACRS 5	0	0	0	0	0	0
050	009	Utility	AMT 5	2023	050 Mid-States Division	AMT	009 1010 GENL Communication	V2002	AMT 5	0	0	0	0	0	0
050	009	Utility	MACRS 7	2023	050 Mid-States Division	Federal	009 1010 GENL Computers HW	V2002	MACRS 7	9827.94	9827.94	9827.94	0	0	0
050	009	Utility	AMT 7	2023	050 Mid-States Division	AMT	009 1010 GENL Computers HW	V2002	AMT 7	9827.94	9827.94	9827.94	0	0	0
050	009	Utility	SL 3	2023	050 Mid-States Division	Federal	009 1010 GENL Computers SW	V2002	SL 3	0	0	0	0	0	0
050	009	Utility	NONE	2023	050 Mid-States Division	Federal	009 1010 GENL Land	V2002	NONE	0	0	0	0	0	0
050	009	Utility	MACRS 7	2023	050 Mid-States Division	Federal	009 1010 GENL Misc	V2002	MACRS 7	0	0	0	0	0	0
050	009	Utility	AMT 7	2023	050 Mid-States Division	AMT	009 1010 GENL Misc	V2002	AMT 7	0	0	0	0	0	0
050	009	Utility	MACRS 7	2023	050 Mid-States Division	Federal	009 1010 GENL Misc	V2002	MACRS 7	0	0.01	0.01	0	0	0
050	009	Utility	AMT 7	2023	050 Mid-States Division	AMT	009 1010 GENL Misc	V2002	AMT 7	0	0	0	0	0	0
050	009	Utility	MACRS 7	2023	050 Mid-States Division	Federal	009 1010 GENL Misc	V2002	MACRS 7	1517.18	1558.17	1558.17	0	0	0
050	009	Utility	AMT 7	2023	050 Mid-States Division	AMT	009 1010 GENL Misc	V2002	AMT 7	1517.18	1558.16	1558.16	0	0	0
050	009	Utility	MACRS 7	2023	050 Mid-States Division	Federal	009 1010 GENL Office 7	V2002	MACRS 7	0	0	0	0	0	0
050	009	Utility	AMT 7	2023	050 Mid-States Division	AMT	009 1010 GENL Office 7	V2002	AMT 7	0	0	0	0	0	0
050	009	Utility	MACRS 5	2023	050 Mid-States Division	Federal	009 1010 GENL Office 7	V2002	MACRS 5	0	0	0	0	0	0
050	009	Utility	AMT 5	2023	050 Mid-States Division	AMT	009 1010 GENL Office 7	V2002	AMT 5	0	0	0	0	0	0
050	009	Utility	MACRS 7	2023	050 Mid-States Division	Federal	009 1010 GENL Power Operated Equip	V2002	MACRS 7	0	0	0	0	0	0
050	009	Utility	AMT 7	2023	050 Mid-States Division	AMT	009 1010 GENL Power Operated Equip	V2002	AMT 7	0	0	0	0	0	0
050	009	Utility	MACRS 7	2023	050 Mid-States Division	Federal	009 1010 GENL Power Operated Equip	V2002	MACRS 7	0	0	0	0	0	0
050	009	Utility	AMT 7	2023	050 Mid-States Division	AMT	009 1010 GENL Power Operated Equip	V2002	AMT 7	0	0	0	0	0	0
050	009	Utility	MACRS 5	2023	050 Mid-States Division	Federal	009 1010 GENL Power Operated Equip	V2002	MACRS 5	0	0	0	0	0	0
050	009	Utility	AMT 5	2023	050 Mid-States Division	AMT	009 1010 GENL Power Operated Equip	V2002	AMT 5	0	0	0	0	0	0
050	009	Utility	MACRS 39	2023	050 Mid-States Division	Federal	009 1010 GENL Structures	V2002	MACRS 39	18292.4	15994.41	8989	369.47	0	0
050	009	Utility	MACRS 39	2023	050 Mid-States Division	Federal	009 1010 GENL Structures	V2002	MACRS 39	0	0	0	0	0	0
050	009	Utility	MACRS 39	2023	050 Mid-States Division	Federal	009 1010 GENL Structures	V2002	MACRS 39	5057.02	4421.74	2485.05	102.14	0	0
050	009	Utility	MACRS 7	2023	050 Mid-States Division	Federal	009 1010 GENL Tools	V2002	MACRS 7	53811.33	42197.47	42197.47	0	0	0
050	009	Utility	AMT 7	2023	050 Mid-States Division	AMT	009 1010 GENL Tools	V2002	AMT 7	53811.33	42197.48	42197.48	0	0	0
050	009	Utility	MACRS 7	2023	050 Mid-States Division	Federal	009 1010 GENL Tools	V2002	MACRS 7	0	-0.01	-0.01	0	0	0
050	009	Utility	AMT 7	2023	050 Mid-States Division	AMT	009 1010 GENL Tools	V2002	AMT 7	0	0	0	0	0	0
050	009	Utility	MACRS 7	2023	050 Mid-States Division	Federal	009 1010 GENL Tools	V2002	MACRS 7	0	0	0	0	0	0
050	009	Utility	AMT 7	2023	050 Mid-States Division	AMT	009 1010 GENL Tools	V2002	AMT 7	0	0	0	0	0	0
050	009	Utility	MACRS 7	2023	050 Mid-States Division	Federal	009 1010 STOR Equipment	V2002	MACRS 7	19899.53	21363.67	21363.67	0	0	0
050	009	Utility	AMT 7	2023	050 Mid-States Division	AMT	009 1010 STOR Equipment	V2002	AMT 7	19899.53	21363.66	21363.66	0	0	0
050	009	Utility	MACRS 7	2023	050 Mid-States Division	Federal	009 1010 STOR Structures	V2002	MACRS 7	28259.3	22160.23	22160.23	0	0	0
050	009	Utility	AMT 7	2023	050 Mid-States Division	AMT	009 1010 STOR Structures	V2002	AMT 7	28259.3	22160.23	22160.23	0	0	0
050	009	Utility	NONE	2023	050 Mid-States Division	Federal	009 1010 TRAN Land, Land Rights	V2002	NONE	306566.57	306566.57	0	0	0	0
050	009	Utility	NONE	2023	050 Mid-States Division	Federal	009 1010 TRAN Land, Land Rights	V2002	NONE	19.12	19.12	0	0	0	0
050	009	Utility	MACRS 7	2023	050 Mid-States Division	Federal	009 1010 TRAN Mains	V2002	MACRS 7	960439.81	1507943.12	1507943.12	0	0	0
050	009	Utility	AMT 7	2023	050 Mid-States Division	AMT	009 1010 TRAN Mains	V2002	AMT 7	960439.81	1507943.13	1507943.13	0	0	0
050	009	Utility	MACRS 7	2023	050 Mid-States Division	Federal	009 1010 TRAN Mains	V2002	MACRS 7	527.94	588.25	588.25	0	0	0
050	009	Utility	AMT 7	2023	050 Mid-States Division	AMT	009 1010 TRAN Mains	V2002	AMT 7	527.94	588.25	588.25	0	0	0
050	009	Acq Adj	NONE	2023	050 Mid-States Division	Federal	009 1140 ACQU Acquisition	V2002	NONE	0	0	0	0	0	0
050	009	Acq Adj	NONE	2023	050 Mid-States Division	State No E	009 1140 ACQU Acquisition	V2002	NONE	0	0	0	0	0	0
050	009	Utility	MACRS 20	2023	050 Mid-States Division	Federal	009 TAXX ADJU IRS	V2002	MACRS 20	0	0	0	0	0	0
050	009	Utility	MACRS 20	2023	050 Mid-States Division	Federal	009 TAXX ADJU IRS	V2002	MACRS 20	0	64741	64741	0	0	0
050	009	Utility	MACRS 20	2023	050 Mid-States Division	Federal	009 TAXX ADJU IRS	V2002	MACRS 20	0	0	0	0	0	0
050	009	Utility	MACRS 20	2023	050 Mid-States Division	Federal	009 TAXX ADJU IRS	V2002	MACRS 20	0	0	0	0	0	0
050	009	Utility	MACRS 20	2023	050 Mid-States Division	Federal	009 TAXX ADJU IRS	V2002	MACRS 20	0	0	0	0	0	0
050	091	Utility	MACRS 5	2023	050 Mid-States Division	Federal	091 1010 GENL Computers HW	V2002	MACRS 5	-129635.79	-129635.79	-129635.79	0	0	0
050	091	Utility	AMT 5	2023	050 Mid-States Division	AMT	091 1010 GENL Computers HW	V2002	AMT 5	-129635.79	-129635.79	-129635.79	0	0	0
050	091	Utility	MACRS 5	2023	050 Mid-States Division	Federal	091 1010 GENL Computers HW	V2002	MACRS 5	0	0	0	0	0	0

050	091	Utility	AMT 5	2023	050 Mid-States Division	AMT	091 1010 GENL Computers HW	V2002	AMT 5	0	0	0	0	0	0
050	091	Utility	SL 3	2023	050 Mid-States Division	Federal	091 1010 GENL Computers SW	V2002	SL 3	3233.41	3233.41	3233.41	0	0	0
050	091	Utility	MACRS 7	2023	050 Mid-States Division	Federal	091 1010 GENL Misc	V2002	MACRS 7	0	0	0	0	0	0
050	091	Utility	AMT 7	2023	050 Mid-States Division	AMT	091 1010 GENL Misc	V2002	AMT 7	0	0	0	0	0	0
050	093	Utility	NONE	2023	050 Mid-States Division	Federal	093 1010 DIST Land, Land Rights	V2002	NONE	56974.93	56974.93	0	0	0	0
050	093	Utility	SL 3	2023	050 Mid-States Division	Federal	093 1010 GENL Computers HW	V2002	SL 3	0	0	0	0	0	0
050	093	Utility	MACRS 7	2023	050 Mid-States Division	Federal	093 1010 GENL Misc	V2002	MACRS 7	0	0	0	0	0	0
050	093	Utility	AMT 7	2023	050 Mid-States Division	AMT	093 1010 GENL Misc	V2002	AMT 7	0	0	0	0	0	0
050	093	Utility	MACRS 7	2023	050 Mid-States Division	Federal	093 1010 GENL Office 7	V2002	MACRS 7	0	0.01	0.01	0	0	0
050	093	Utility	AMT 7	2023	050 Mid-States Division	AMT	093 1010 GENL Office 7	V2002	AMT 7	0	0	0	0	0	0
050	093	Utility	MACRS 7	2023	050 Mid-States Division	Federal	093 1010 GENL Tools	V2002	MACRS 7	0	0	0	0	0	0
050	093	Utility	AMT 7	2023	050 Mid-States Division	AMT	093 1010 GENL Tools	V2002	AMT 7	0	0	0	0	0	0
050	093	Utility	MACRS 20	2023	050 Mid-States Division	Federal	093 TAXX ADJU IRS	V2002	MACRS 20	0	28458	28458	0	0	0
050	096	Utility	MACRS 15	2023	050 Mid-States Division	Federal	096 1010 DIST Mains	V2002	MACRS 15	876608.86	822949.53	822949.53	0	0	0
050	096	Utility	MACRS 5	2023	050 Mid-States Division	Federal	096 1010 GENL Power Operated Equip	V2002	MACRS 5	0	0	0	0	0	0
050	096	Utility	AMT 5	2023	050 Mid-States Division	AMT	096 1010 GENL Power Operated Equip	V2002	AMT 5	0	0	0	0	0	0
050	096	Utility	MACRS 20	2023	050 Mid-States Division	Federal	096 TAXX ADJU IRS	V2002	MACRS 20	0	5878	5878	0	0	0
050	009	Utility	SL 3	2023	050 Mid-States Division	Federal	009 1010 DIST Equipment	V2002 30%	SL 3	12247	8572.9	8572.9	0	0	0
050	009	Utility	SL 3	2023	050 Mid-States Division	State No E	009 1010 DIST Equipment	V2002 30%	SL 3	12247	12247	12247	0	0	0
050	009	Utility	MACRS 20	2023	050 Mid-States Division	Federal	009 1010 DIST Equipment	V2002 30%	MACRS 20	0	0	0	0	0	0
050	009	Utility	MACRS 20	2023	050 Mid-States Division	State No E	009 1010 DIST Equipment	V2002 30%	MACRS 20	0	0	0	0	0	0
050	009	Utility	MACRS 15	2023	050 Mid-States Division	Federal	009 1010 DIST Mains	V2002 30%	MACRS 15	0	0	0	0	0	0
050	009	Utility	MACRS 15	2023	050 Mid-States Division	State No E	009 1010 DIST Mains	V2002 30%	MACRS 15	0	0	0	0	0	0
050	009	Utility	MACRS 15	2023	050 Mid-States Division	Federal	009 1010 DIST Mains	V2002 30%	MACRS 15	0	0	0	0	0	0
050	009	Utility	MACRS 15	2023	050 Mid-States Division	State No E	009 1010 DIST Mains	V2002 30%	MACRS 15	0	0	0	0	0	0
050	009	Utility	MACRS 20	2023	050 Mid-States Division	Federal	009 1010 DIST Mains	V2002 30%	MACRS 20	0	0	0	0	0	0
050	009	Utility	MACRS 20	2023	050 Mid-States Division	State No E	009 1010 DIST Mains	V2002 30%	MACRS 20	0	0	0	0	0	0
050	009	Utility	MACRS 20	2023	050 Mid-States Division	Federal	009 1010 DIST Mains	V2002 30%	MACRS 20	0	0	0	0	0	0
050	009	Utility	MACRS 20	2023	050 Mid-States Division	State No E	009 1010 DIST Mains	V2002 30%	MACRS 20	0	0	0	0	0	0
050	009	Utility	MACRS 15	2023	050 Mid-States Division	Federal	009 1010 DIST Mains	V2002 30%	MACRS 15	0	0	0	0	0	0
050	009	Utility	MACRS 15	2023	050 Mid-States Division	State No E	009 1010 DIST Mains	V2002 30%	MACRS 15	0	0	0	0	0	0
050	009	Utility	MACRS 20	2023	050 Mid-States Division	Federal	009 1010 DIST Mains	V2002 30%	MACRS 20	0	0	0	0	0	0
050	009	Utility	MACRS 20	2023	050 Mid-States Division	State No E	009 1010 DIST Mains	V2002 30%	MACRS 20	0	0	0	0	0	0
050	009	Utility	MACRS 20	2023	050 Mid-States Division	Federal	009 1010 DIST Mains	V2002 30%	MACRS 20	0	0	0	0	0	0
050	009	Utility	MACRS 20	2023	050 Mid-States Division	State No E	009 1010 DIST Mains	V2002 30%	MACRS 20	0	0	0	0	0	0
050	009	Utility	MACRS 15	2023	050 Mid-States Division	Federal	009 1010 DIST Meas, Reg Sta	V2002 30%	MACRS 15	52667.73	29314.73	29314.73	0	0	0
050	009	Utility	MACRS 15	2023	050 Mid-States Division	State No E	009 1010 DIST Meas, Reg Sta	V2002 30%	MACRS 15	52667.73	41878.18	41878.18	0	0	0
050	009	Utility	MACRS 20	2023	050 Mid-States Division	Federal	009 1010 DIST Meas, Reg Sta (Ind)	V2002 30%	MACRS 20	0	0	0	0	0	0
050	009	Utility	MACRS 20	2023	050 Mid-States Division	State No E	009 1010 DIST Meas, Reg Sta (Ind)	V2002 30%	MACRS 20	0	0	0	0	0	0
050	009	Utility	MACRS 20	2023	050 Mid-States Division	Federal	009 1010 DIST Meas, Reg Sta (Ind)	V2002 30%	MACRS 20	0	0	0	0	0	0
050	009	Utility	MACRS 20	2023	050 Mid-States Division	State No E	009 1010 DIST Meas, Reg Sta (Ind)	V2002 30%	MACRS 20	0	0	0	0	0	0
050	009	Utility	MACRS 20	2023	050 Mid-States Division	Federal	009 1010 DIST Meas, Reg Sta (Ind)	V2002 30%	MACRS 20	0	0	0	0	0	0
050	009	Utility	MACRS 20	2023	050 Mid-States Division	State No E	009 1010 DIST Meas, Reg Sta (Ind)	V2002 30%	MACRS 20	0	0	0	0	0	0
050	009	Utility	MACRS 20	2023	050 Mid-States Division	Federal	009 1010 DIST Meas, Reg Sta (Ind)	V2002 30%	MACRS 20	0	0	0	0	0	0
050	009	Utility	MACRS 20	2023	050 Mid-States Division	State No E	009 1010 DIST Meas, Reg Sta (Ind)	V2002 30%	MACRS 20	0	0	0	0	0	0
050	009	Utility	MACRS 20	2023	050 Mid-States Division	Federal	009 1010 DIST Meas, Reg Sta (Ind)	V2002 30%	MACRS 20	637799.65	391816.63	391816.63	0	0	0
050	009	Utility	MACRS 20	2023	050 Mid-States Division	State No E	009 1010 DIST Meas, Reg Sta (Ind)	V2002 30%	MACRS 20	637799.65	559738.04	559738.04	0	0	0
050	009	Utility	MACRS 20	2023	050 Mid-States Division	Federal	009 1010 DIST Meters & Regs	V2002 30%	MACRS 20	0	0	0	0	0	0
050	009	Utility	MACRS 20	2023	050 Mid-States Division	State No E	009 1010 DIST Meters & Regs	V2002 30%	MACRS 20	0	0	0	0	0	0
050	009	Utility	MACRS 20	2023	050 Mid-States Division	Federal	009 1010 DIST Meters & Regs	V2002 30%	MACRS 20	4179909.96	5495592.09	5495592.09	0	0	0
050	009	Utility	MACRS 20	2023	050 Mid-States Division	State No E	009 1010 DIST Meters & Regs	V2002 30%	MACRS 20	4179909.96	7850845.83	7850845.83	0	0	0
050	009	Utility	MACRS 20	2023	050 Mid-States Division	Federal	009 1010 DIST Meters & Regs	V2002 30%	MACRS 20	0	0	0	0	0	0
050	009	Utility	MACRS 20	2023	050 Mid-States Division	State No E	009 1010 DIST Meters & Regs	V2002 30%	MACRS 20	0	0	0	0	0	0
050	009	Utility	MACRS 20	2023	050 Mid-States Division	Federal	009 1010 DIST Meters & Regs	V2002 30%	MACRS 20	0	0	0	0	0	0
050	009	Utility	MACRS 20	2023	050 Mid-States Division	State No E	009 1010 DIST Meters & Regs	V2002 30%	MACRS 20	0	0	0	0	0	0
050	009	Utility	MACRS 20	2023	050 Mid-States Division	Federal	009 1010 DIST Meters & Regs	V2002 30%	MACRS 20	0	0	0	0	0	0
050	009	Utility	MACRS 20	2023	050 Mid-States Division	State No E	009 1010 DIST Meters & Regs	V2002 30%	MACRS 20	0	0	0	0	0	0
050	009	Utility	MACRS 20	2023	050 Mid-States Division	Federal	009 1010 DIST Meters & Regs	V2002 30%	MACRS 20	218515.48	142826.53	142826.53	0	0	0
050	009	Utility	MACRS 20	2023	050 Mid-States Division	State No E	009 1010 DIST Meters & Regs	V2002 30%	MACRS 20	218515.48	204037.91	204037.91	0	0	0
050	009	Utility	MACRS 20	2023	050 Mid-States Division	Federal	009 1010 DIST Meters & Regs	V2002 30%	MACRS 20	0	0	0	0	0	0
050	009	Utility	MACRS 20	2023	050 Mid-States Division	State No E	009 1010 DIST Meters & Regs	V2002 30%	MACRS 20	0	0	0	0	0	0
050	009	Utility	MACRS 20	2023	050 Mid-States Division	Federal	009 1010 DIST Misc	V2002 30%	MACRS 20	5692.66	3458.14	3458.14	0	0	0
050	009	Utility	MACRS 20	2023	050 Mid-States Division	State No E	009 1010 DIST Misc	V2002 30%	MACRS 20	5692.66	4940.19	4940.19	0	0	0
050	009	Utility	MACRS 15	2023	050 Mid-States Division	Federal	009 1010 DIST Services	V2002 30%	MACRS 15	1270045.46	1242948.74	1242948.74	0	0	0
050	009	Utility	MACRS 15	2023	050 Mid-States Division	State No E	009 1010 DIST Services	V2002 30%	MACRS 15	1270045.46	1775641.06	1775641.06	0	0	0
050	009	Utility	MACRS 20	2023	050 Mid-States Division	Federal	009 1010 DIST Services	V2002 30%	MACRS 20	0	0	0	0	0	0
050	009	Utility	MACRS 20	2023	050 Mid-States Division	State No E	009 1010 DIST Services	V2002 30%	MACRS 20	0	0	0	0	0	0
050	009	Utility	MACRS 15	2023	050 Mid-States Division	Federal	009 1010 DIST Services	V2002 30%	MACRS 15	0	0	0	0	0	0
050	009	Utility	MACRS 15	2023	050 Mid-States Division	State No E	009 1010 DIST Services	V2002 30%	MACRS 15	0	0	0	0	0	0
050	009	Utility	MACRS 20	2023	050 Mid-States Division	Federal	009 1010 DIST Services	V2002 30%	MACRS 20	0	0	0	0	0	0
050	009	Utility	MACRS 20	2023	050 Mid-States Division	State No E	009 1010 DIST Services	V2002 30%	MACRS 20	0	0	0	0	0	0
050	009	Utility	MACRS 20	2023	050 Mid-States Division	Federal	009 1010 DIST Structures	V2002 30%	MACRS 20	157729.49	96230.72	96230.72	0	0	0
050	009	Utility	MACRS 20	2023	050 Mid-States Division	State No E	009 1010 DIST Structures	V2002 30%	MACRS 20	157729.49	137472.45	137472.45	0	0	0
050	009	Utility	MACRS 20	2023	050 Mid-States Division	Federal	009 1010 DIST Structures	V2002 30%	MACRS 20	47981.83	33335.25	33335.25	0	0	0
050	009	Utility	MACRS 20	2023	050 Mid-States Division	State No E	009 1010 DIST Structures	V2002 30%	MACRS 20	47981.83	47621.78	47621.78	0	0	0
050	009	Utility	MACRS 5	2023	050 Mid-States Division	Federal	009 1010 GENL Communication	V2002 30%	MACRS 5	-3535.42	-2486.61	-2486.61	0	0	0
050	009	Utility	MACRS 5	2023	050 Mid-States Division	State No E	009 1010 GENL Communication	V2002 30%	MACRS 5	-3535.42	-3552.3	-3552.3	0	0	0
050	009	Utility	MACRS 5	2023	050 Mid-States Division	Federal	009 1010 GENL Computers HW	V2002 30%	MACRS 5	0	0	0	0	0	0
050	009	Utility	MACRS 5	2023	050 Mid-States Division	State No E	009 1010 GENL Computers HW	V2002 30%	MACRS 5	0	0	0	0	0	0
050	009	Utility	SL 3	2023	050 Mid-States Division	Federal	009 1010 GENL Computers SW	V2002 30%	SL 3	49589.17	34712.42	34712.42	0	0	0
050	009	Utility	SL 3	2023	050 Mid-States Division	State No E	009 1010 GENL Computers SW	V2002 30%	SL 3	49589.17	49589.17	49589.17	0	0	0
050	009	Utility	SL 3	2023	050 Mid-States Division	Federal	009 1010 GENL Computers SW	V2002 30%	SL 3	0	0	0	0	0	0
050	009	Utility	SL 3	2023	050 Mid-States Division	State No E	009 1010 GENL Computers SW	V2002 30%	SL 3	0	0	0	0	0	0
050	009	Utility	MACRS 7	2023	050 Mid-States Division	Federal	009 1010 GENL Misc	V2002 30%	MACRS 7	6138.66	5427.39	5427.39	0	0	0
050	009	Utility	MACRS 7	2023	050 Mid-States Division	State No E	009 1010 GENL Misc	V2002 30%	MACRS 7	6138.66	7753.42	7753.42	0	0	0
050	009	Utility	MACRS 7	2023	050 Mid-States Division	Federal	009 1010 GENL Office 7	V2002 30%	MACRS 7	0	-0.01	-0.01	0	0	0
050	009	Utility	MACRS 7	2023	050 Mid-States Division	State No E	009 1010 GENL Office 7	V2002 30%	MACRS 7	0	0	0	0	0	0
050	009	Utility	MACRS 5	2023	050 Mid-States Division	Federal	009 1010 GENL Office 7	V2002 30%	MACRS 5	0	0	0	0	0	0
050	009	Utility	MACRS 5	2023	050 Mid-States Division	State No E	009 1010 GENL Office 7	V2002 30%	MACRS 5	0	0	0	0	0	0
050	009	Utility	MACRS 7	2023	050 Mid-States Division	Federal	009 1010 GENL Power Operated Equip	V2002 30%	MACRS 7	0	-0.01	-0.01	0	0	0
050	009	Utility	MACRS 7	2023	050 Mid-States Division	State No E	009 1010 GENL Power Operated Equip	V2002 30%	MACRS 7	0	-0.02	-0.02	0	0	0
050	009	Utility	MACRS 5	2023	050 Mid-States Division	Federal	009 1010 GENL Power Operated Equip	V2002 30%	MACRS 5	0	0.01	0.01	0	0	0

050	009	Utility	MACRS 5	2023	050	Mid-States Division	State No E	009	1010	GENL Power Operated Equip	V2002	30%	MACRS 5	0	0.01	0.01	0	0	0
050	009	Utility	MACRS 39	2023	050	Mid-States Division	Federal	009	1010	GENL Structures	V2002	30%	MACRS 39	0	-0.01	0	0	0	0
050	009	Utility	MACRS 39	2023	050	Mid-States Division	State No E	009	1010	GENL Structures	V2002	30%	MACRS 39	0	-0.01	0	0	0	0
050	009	Utility	MACRS 39	2023	050	Mid-States Division	Federal	009	1010	GENL Structures	V2002	30%	MACRS 39	19018.73	11957.58	8156.62	276.22	0	0
050	009	Utility	MACRS 39	2023	050	Mid-States Division	State No E	009	1010	GENL Structures	V2002	30%	MACRS 39	19018.73	17082.25	11652.34	394.6	0	0
050	009	Utility	MACRS 7	2023	050	Mid-States Division	Federal	009	1010	GENL Tools	V2002	30%	MACRS 7	0	0	0	0	0	0
050	009	Utility	MACRS 7	2023	050	Mid-States Division	State No E	009	1010	GENL Tools	V2002	30%	MACRS 7	0	0.01	0.01	0	0	0
050	009	Utility	MACRS 7	2023	050	Mid-States Division	Federal	009	1010	GENL Tools	V2002	30%	MACRS 7	0	0	0	0	0	0
050	009	Utility	MACRS 7	2023	050	Mid-States Division	State No E	009	1010	GENL Tools	V2002	30%	MACRS 7	0	0	0	0	0	0
050	009	Utility	MACRS 7	2023	050	Mid-States Division	Federal	009	1010	GENL Tools	V2002	30%	MACRS 7	18988.89	10423.42	10423.42	0	0	0
050	009	Utility	MACRS 7	2023	050	Mid-States Division	State No E	009	1010	GENL Tools	V2002	30%	MACRS 7	18988.89	14890.61	14890.61	0	0	0
050	009	Utility	MACRS 7	2023	050	Mid-States Division	Federal	009	1010	STOR Cushion Gas	V2002	30%	MACRS 7	108409.12	59508.17	59508.17	0	0	0
050	009	Utility	MACRS 7	2023	050	Mid-States Division	State No E	009	1010	STOR Cushion Gas	V2002	30%	MACRS 7	108409.12	85011.67	85011.67	0	0	0
050	009	Utility	MACRS 7	2023	050	Mid-States Division	Federal	009	1010	TRAN Mains	V2002	30%	MACRS 7	107676.02	117421.05	117421.05	0	0	0
050	009	Utility	MACRS 7	2023	050	Mid-States Division	State No E	009	1010	TRAN Mains	V2002	30%	MACRS 7	107676.02	167744.35	167744.35	0	0	0
050	009	Utility	MACRS 7	2023	050	Mid-States Division	Federal	009	1010	TRAN Meas, Reg Sta Equip	V2002	30%	MACRS 7	1444.97	1894.42	1894.42	0	0	0
050	009	Utility	MACRS 7	2023	050	Mid-States Division	State No E	009	1010	TRAN Meas, Reg Sta Equip	V2002	30%	MACRS 7	1444.97	2706.32	2706.32	0	0	0
050	072	Utility	NONE	2023	050	Mid-States Division	Federal	072	1010	DIST Services	V2002	30%	NONE	-74467.07	0	0	0	0	0
050	072	Utility	NONE	2023	050	Mid-States Division	State No E	072	1010	DIST Services	V2002	30%	NONE	-74467.07	0	0	0	0	0
050	091	Utility	MACRS 5	2023	050	Mid-States Division	Federal	091	1010	GENL Computers HW	V2002	30%	MACRS 5	12462.84	8723.99	8723.99	0	0	0
050	091	Utility	MACRS 5	2023	050	Mid-States Division	State No E	091	1010	GENL Computers HW	V2002	30%	MACRS 5	12462.84	12462.84	12462.84	0	0	0
050	091	Utility	MACRS 5	2023	050	Mid-States Division	Federal	091	1010	GENL Computers HW	V2002	30%	MACRS 5	0	0	0	0	0	0
050	091	Utility	MACRS 5	2023	050	Mid-States Division	State No E	091	1010	GENL Computers HW	V2002	30%	MACRS 5	0	0	0	0	0	0
050	091	Utility	MACRS 7	2023	050	Mid-States Division	Federal	091	1010	GENL Misc	V2002	30%	MACRS 7	0	0	0	0	0	0
050	091	Utility	MACRS 7	2023	050	Mid-States Division	State No E	091	1010	GENL Misc	V2002	30%	MACRS 7	0	0	0	0	0	0
050	093	Utility	MACRS 20	2023	050	Mid-States Division	Federal	093	1010	DIST Mains	V2002	30%	MACRS 20	345.93	314.95	314.95	0	0	0
050	093	Utility	MACRS 20	2023	050	Mid-States Division	State No E	093	1010	DIST Mains	V2002	30%	MACRS 20	345.93	449.93	449.93	0	0	0
050	093	Utility	MACRS 20	2023	050	Mid-States Division	Federal	093	1010	DIST Mains	V2002	30%	MACRS 20	2524.49	2298.62	2298.62	0	0	0
050	093	Utility	MACRS 20	2023	050	Mid-States Division	State No E	093	1010	DIST Mains	V2002	30%	MACRS 20	2524.49	3283.74	3283.74	0	0	0
050	093	Utility	MACRS 20	2023	050	Mid-States Division	Federal	093	1010	DIST Mains	V2002	30%	MACRS 20	2279618.12	1925765.84	1925765.84	0	0	0
050	093	Utility	MACRS 20	2023	050	Mid-States Division	State No E	093	1010	DIST Mains	V2002	30%	MACRS 20	2279618.12	2751094.04	2751094.04	0	0	0
050	093	Utility	MACRS 20	2023	050	Mid-States Division	Federal	093	1010	DIST Mains	V2002	30%	MACRS 20	2170394.49	2084960.37	2084960.37	0	0	0
050	093	Utility	MACRS 20	2023	050	Mid-States Division	State No E	093	1010	DIST Mains	V2002	30%	MACRS 20	2170394.49	2978514.82	2978514.82	0	0	0
050	093	Utility	MACRS 20	2023	050	Mid-States Division	Federal	093	1010	DIST Mains	V2002	30%	MACRS 20	0	0	0	0	0	0
050	093	Utility	MACRS 20	2023	050	Mid-States Division	State No E	093	1010	DIST Mains	V2002	30%	MACRS 20	0	0	0	0	0	0
050	093	Utility	MACRS 20	2023	050	Mid-States Division	Federal	093	1010	DIST Mains	V2002	30%	MACRS 20	477491.29	437009.09	437009.09	0	0	0
050	093	Utility	MACRS 20	2023	050	Mid-States Division	State No E	093	1010	DIST Mains	V2002	30%	MACRS 20	477491.29	624298.7	624298.7	0	0	0
050	093	Utility	MACRS 20	2023	050	Mid-States Division	Federal	093	1010	DIST Mains	V2002	30%	MACRS 20	292159.14	267389.57	267389.57	0	0	0
050	093	Utility	MACRS 20	2023	050	Mid-States Division	State No E	093	1010	DIST Mains	V2002	30%	MACRS 20	292159.14	381985.1	381985.1	0	0	0
050	093	Utility	MACRS 20	2023	050	Mid-States Division	Federal	093	1010	DIST Mains	V2002	30%	MACRS 20	253529.12	232034.63	232034.63	0	0	0
050	093	Utility	MACRS 20	2023	050	Mid-States Division	State No E	093	1010	DIST Mains	V2002	30%	MACRS 20	253529.12	331478.04	331478.04	0	0	0
050	093	Utility	MACRS 20	2023	050	Mid-States Division	Federal	093	1010	DIST Mains	V2002	30%	MACRS 20	13729.26	12565.28	12565.28	0	0	0
050	093	Utility	MACRS 20	2023	050	Mid-States Division	State No E	093	1010	DIST Mains	V2002	30%	MACRS 20	13729.26	17950.39	17950.39	0	0	0
050	093	Utility	MACRS 20	2023	050	Mid-States Division	Federal	093	1010	DIST Mains	V2002	30%	MACRS 20	12168.39	11136.74	11136.74	0	0	0
050	093	Utility	MACRS 20	2023	050	Mid-States Division	State No E	093	1010	DIST Mains	V2002	30%	MACRS 20	12168.39	15909.63	15909.63	0	0	0
050	093	Utility	MACRS 20	2023	050	Mid-States Division	Federal	093	1010	DIST Mains	V2002	30%	MACRS 20	4959.83	4539.34	4539.34	0	0	0
050	093	Utility	MACRS 20	2023	050	Mid-States Division	State No E	093	1010	DIST Mains	V2002	30%	MACRS 20	4959.83	6484.77	6484.77	0	0	0
050	093	Utility	MACRS 20	2023	050	Mid-States Division	Federal	093	1010	DIST Mains	V2002	30%	MACRS 20	4221.13	3863.24	3863.24	0	0	0
050	093	Utility	MACRS 20	2023	050	Mid-States Division	State No E	093	1010	DIST Mains	V2002	30%	MACRS 20	4221.13	5518.91	5518.91	0	0	0
050	093	Utility	MACRS 20	2023	050	Mid-States Division	Federal	093	1010	DIST Mains	V2002	30%	MACRS 20	3466.69	3172.77	3172.77	0	0	0
050	093	Utility	MACRS 20	2023	050	Mid-States Division	State No E	093	1010	DIST Mains	V2002	30%	MACRS 20	3466.69	4532.54	4532.54	0	0	0
050	093	Utility	MACRS 20	2023	050	Mid-States Division	Federal	093	1010	DIST Mains	V2002	30%	MACRS 20	978.49	895.52	895.52	0	0	0
050	093	Utility	MACRS 20	2023	050	Mid-States Division	State No E	093	1010	DIST Mains	V2002	30%	MACRS 20	978.49	1279.31	1279.31	0	0	0
050	093	Utility	MACRS 20	2023	050	Mid-States Division	Federal	093	1010	DIST Mains	V2002	30%	MACRS 20	30600.31	27863.08	27863.08	0	0	0
050	093	Utility	MACRS 20	2023	050	Mid-States Division	State No E	093	1010	DIST Mains	V2002	30%	MACRS 20	30600.31	39804.39	39804.39	0	0	0
050	093	Utility	MACRS 20	2023	050	Mid-States Division	Federal	093	1010	DIST Mains	V2002	30%	MACRS 20	27836.33	25346.33	25346.33	0	0	0
050	093	Utility	MACRS 20	2023	050	Mid-States Division	State No E	093	1010	DIST Mains	V2002	30%	MACRS 20	27836.33	36209.04	36209.04	0	0	0
050	093	Utility	MACRS 20	2023	050	Mid-States Division	Federal	093	1010	DIST Mains	V2002	30%	MACRS 20	2627.24	2392.21	2392.21	0	0	0
050	093	Utility	MACRS 20	2023	050	Mid-States Division	State No E	093	1010	DIST Mains	V2002	30%	MACRS 20	2627.24	3417.44	3417.44	0	0	0
050	093	Utility	MACRS 20	2023	050	Mid-States Division	Federal	093	1010	DIST Mains	V2002	30%	MACRS 20	1651.47	1503.74	1503.74	0	0	0
050	093	Utility	MACRS 20	2023	050	Mid-States Division	State No E	093	1010	DIST Mains	V2002	30%	MACRS 20	1651.47	2148.2	2148.2	0	0	0
050	093	Utility	MACRS 20	2023	050	Mid-States Division	Federal	093	1010	DIST Mains	V2002	30%	MACRS 20	1367.46	1245.11	1245.11	0	0	0
050	093	Utility	MACRS 20	2023	050	Mid-States Division	State No E	093	1010	DIST Mains	V2002	30%	MACRS 20	1367.46	1778.72	1778.72	0	0	0
050	093	Utility	MACRS 20	2023	050	Mid-States Division	Federal	093	1010	DIST Mains	V2002	30%	MACRS 20	691.01	629.19	629.19	0	0	0
050	093	Utility	MACRS 20	2023	050	Mid-States Division	State No E	093	1010	DIST Mains	V2002	30%	MACRS 20	691.01	898.84	898.84	0	0	0
050	093	Utility	MACRS 20	2023	050	Mid-States Division	Federal	093	1010	DIST Meters & Regs	V2002	30%	MACRS 20	0	0	0	0	0	0
050	093	Utility	MACRS 20	2023	050	Mid-States Division	State No E	093	1010	DIST Meters & Regs	V2002	30%	MACRS 20	0	0	0	0	0	0
050	093	Utility	MACRS 7	2023	050	Mid-States Division	Federal	093	1010	GENL Misc	V2002	30%	MACRS 7	0	-0.01	-0.01	0	0	0
050	093	Utility	MACRS 7	2023	050	Mid-States Division	State No E	093	1010	GENL Misc	V2002	30%	MACRS 7	0	-0.01	-0.01	0	0	0
050	093	Utility	MACRS 7	2023	050	Mid-States Division	Federal	093	1010	GENL Power Operated Equip	V2002	30%	MACRS 7	0	-0.01	-0.01	0	0	0
050	093	Utility	MACRS 7	2023	050	Mid-States Division	State No E	093	1010	GENL Power Operated Equip	V2002	30%	MACRS 7	0	-0.01	-0.01	0	0	0
050	093	Utility	MACRS 39	2023	050	Mid-States Division	Federal	093	1010	GENL Structures	V2002	30%	MACRS 39 SL	271423.89	189996.72	99869.81	4871.52	0	0
050	093	Utility	MACRS 39	2023	050	Mid-States Division	State No E	093	1010	GENL Structures	V2002	30%	MACRS 39 SL	271423.89	271423.89	142671.3	6959.31	0	0
050	096	Utility	MACRS 15	2023	050	Mid-States Division	Federal	096	1010	DIST Mains	V2002	30%	MACRS 15	9207774.49	6128729.21	6128729.21	0	0	0
050	096	Utility	MACRS 15	2023	050	Mid-States Division	State No E	096	1010	DIST Mains	V2002	30%	MACRS 15	9207774.49	8755327.45	8755327.45	0	0	0
050	096	Utility	MACRS 20	2023	050	Mid-States Division	Federal	096	1010	DIST Mains	V2002	30%	MACRS 20	36007.81	24231.6	24231.6	0	0	0
050	096	Utility	MACRS 20	2023	050	Mid-States Division	State No E	096	1010	DIST Mains	V2002	30%	MACRS 20	36007.81	34616.57	34616.57	0	0	0
050	096	Utility	MACRS 20	2023	050	Mid-States Division	Federal	096	1010	DIST Mains	V2002	30%	MACRS 20	1997.02	1343.91	1343.91	0	0	0
050	096	Utility	MACRS 20	2023	050	Mid-States Division	State No E	096	1010	DIST Mains	V2002	30%	MACRS 20	1997.02	1919.86	1919.86	0	0	0
050	096	Utility	MACRS 20	2023	050	Mid-States Division	Federal	096	1010	DIST Mains	V2002	30%	MACRS 20	934.63	628.96	628.96	0	0	0
050	096	Utility	MACRS 20	2023	050	Mid-States Division	State No E	096	1010	DIST Mains	V2002	30%	MACRS 20	934.63	898.51	898.51	0	0	0
050	096	Utility	MACRS 20	2023	050	Mid-States Division	Federal	096	1010	DIST Mains	V2002	30%	MACRS 20	852.25	573.52	573.52	0	0	0
050	096	Utility	MACRS 20	2023	050	Mid-States Division	State No E	096	1010	DIST Mains	V2002	30%	MACRS 20	852.25	819.31	819.31	0	0	0
050	096	Utility	MACRS 20	2023	050	Mid-States Division	Federal	096	1010	DIST Mains	V2002	30%	MACRS 20	708.85	477.02	477.02	0	0	0
050	096	Utility	MACRS 20	2023	050	Mid-States Division	State No E	096	1010	DIST Mains	V2002	30%	MACRS 20	708.85	681.46	681.46	0	0	0
050	096	Utility	MACRS 20	2023	050	Mid-States Division	Federal	096	1010	DIST Mains	V2002	30%	MACRS 20	170215.04	96425.33	96425.33	0	0	0
050	096	Utility	MACRS 20	2023	050	Mid-States Division	State No E	096	1010	DIST Mains	V2002	30%	MACRS 20	170215.04	137750.47	137750.47	0	0	0
050	096	Utility	MACRS 20	2023	050	Mid-States Division	Federal	096	1010	DIST Mains	V2002	30%	MACRS 20	73368.51	41562.62	41562.62	0	0	0
050	096	Utility	MACRS 20	2023	050	Mid-States Division	State No E	096	1010	DIST Mains	V2002	30%	MACRS 20	73368.51	59375.17	59375.17	0	0	0
050	096	Utility	MACRS 20	2023	050	Mid-States Division	Federal	096	1010	DIST Mains	V2002	30%	MACRS 20	35860.24	20314.52	20314.52	0	0	0
050	096	Utility	MACRS 20	2023	050	Mid-States Division	State No E	096	1010	DIST Mains	V2002	30%	MACRS 20	35860.24	29020.74	29020.74	0	0	0
050	096	Utility	MACRS 20	2023	050	Mid-States Division	Federal	096	1010	DIST Mains	V2002	30%	MACRS 20	15229.55	8627.42	8627.42	0	0	0

050	096	Utility	MACRS 20	2023	050 Mid-States Division	State No E	096 1010 DIST Mains	V2002 30%	MACRS 20	15229.55	12324.89	12324.89	0	0	0
050	096	Utility	MACRS 20	2023	050 Mid-States Division	Federal	096 1010 DIST Mains	V2002 30%	MACRS 20	13086.22	7413.24	7413.24	0	0	0
050	096	Utility	MACRS 20	2023	050 Mid-States Division	State No E	096 1010 DIST Mains	V2002 30%	MACRS 20	13086.22	10590.35	10590.35	0	0	0
050	096	Utility	MACRS 20	2023	050 Mid-States Division	Federal	096 1010 DIST Mains	V2002 30%	MACRS 20	9799.75	5551.47	5551.47	0	0	0
050	096	Utility	MACRS 20	2023	050 Mid-States Division	State No E	096 1010 DIST Mains	V2002 30%	MACRS 20	9799.75	7930.68	7930.68	0	0	0
050	096	Utility	MACRS 20	2023	050 Mid-States Division	Federal	096 1010 DIST Mains	V2002 30%	MACRS 20	3987.87	2259.11	2259.11	0	0	0
050	096	Utility	MACRS 20	2023	050 Mid-States Division	State No E	096 1010 DIST Mains	V2002 30%	MACRS 20	3987.87	3227.3	3227.3	0	0	0
050	096	Utility	MACRS 20	2023	050 Mid-States Division	Federal	096 1010 DIST Mains	V2002 30%	MACRS 20	3116.71	1765.6	1765.6	0	0	0
050	096	Utility	MACRS 20	2023	050 Mid-States Division	State No E	096 1010 DIST Mains	V2002 30%	MACRS 20	3116.71	2522.28	2522.28	0	0	0
050	096	Utility	MACRS 20	2023	050 Mid-States Division	Federal	096 1010 DIST Mains	V2002 30%	MACRS 20	1679.04	951.16	951.16	0	0	0
050	096	Utility	MACRS 20	2023	050 Mid-States Division	State No E	096 1010 DIST Mains	V2002 30%	MACRS 20	1679.04	1358.81	1358.81	0	0	0
050	096	Utility	MACRS 20	2023	050 Mid-States Division	Federal	096 1010 DIST Mains	V2002 30%	MACRS 20	140359.03	79127.39	79127.39	0	0	0
050	096	Utility	MACRS 20	2023	050 Mid-States Division	State No E	096 1010 DIST Mains	V2002 30%	MACRS 20	140359.03	113039.11	113039.11	0	0	0
050	096	Utility	MACRS 20	2023	050 Mid-States Division	Federal	096 1010 DIST Mains	V2002 30%	MACRS 20	0	0	0	0	0	0
050	096	Utility	MACRS 20	2023	050 Mid-States Division	State No E	096 1010 DIST Mains	V2002 30%	MACRS 20	0	0	0	0	0	0
050	096	Utility	MACRS 20	2023	050 Mid-States Division	Federal	096 1010 DIST Mains	V2002 30%	MACRS 20	307262.39	207298.41	207298.41	0	0	0
050	096	Utility	MACRS 20	2023	050 Mid-States Division	State No E	096 1010 DIST Mains	V2002 30%	MACRS 20	307262.39	296140.59	296140.59	0	0	0
050	096	Utility	MACRS 20	2023	050 Mid-States Division	Federal	096 1010 DIST Meas, Reg Sta	V2002 30%	MACRS 20	0	0	0	0	0	0
050	096	Utility	MACRS 20	2023	050 Mid-States Division	State No E	096 1010 DIST Meas, Reg Sta	V2002 30%	MACRS 20	0	0	0	0	0	0
050	096	Utility	MACRS 20	2023	050 Mid-States Division	Federal	096 1010 DIST Meas, Reg Sta (Ind)	V2002 30%	MACRS 20	18841.08	12251.13	12251.13	0	0	0
050	096	Utility	MACRS 20	2023	050 Mid-States Division	State No E	096 1010 DIST Meas, Reg Sta (Ind)	V2002 30%	MACRS 20	18841.08	17501.61	17501.61	0	0	0
050	096	Utility	MACRS 20	2023	050 Mid-States Division	Federal	096 1010 DIST Meters & Regs	V2002 30%	MACRS 20	547733.38	493450.51	493450.51	0	0	0
050	096	Utility	MACRS 20	2023	050 Mid-States Division	State No E	096 1010 DIST Meters & Regs	V2002 30%	MACRS 20	547733.38	704929.3	704929.3	0	0	0
050	096	Utility	MACRS 20	2023	050 Mid-States Division	Federal	096 1010 DIST Meters & Regs	V2002 30%	MACRS 20	0	0	0	0	0	0
050	096	Utility	MACRS 20	2023	050 Mid-States Division	State No E	096 1010 DIST Meters & Regs	V2002 30%	MACRS 20	0	0	0	0	0	0
050	096	Utility	MACRS 20	2023	050 Mid-States Division	Federal	096 1010 DIST Meters & Regs	V2002 30%	MACRS 20	12829.14	9152.07	9152.07	0	0	0
050	096	Utility	MACRS 20	2023	050 Mid-States Division	State No E	096 1010 DIST Meters & Regs	V2002 30%	MACRS 20	12829.14	13074.38	13074.38	0	0	0
050	096	Utility	MACRS 20	2023	050 Mid-States Division	Federal	096 1010 DIST Services	V2002 30%	MACRS 20	363709.13	543011.87	543011.87	0	0	0
050	096	Utility	MACRS 20	2023	050 Mid-States Division	State No E	096 1010 DIST Services	V2002 30%	MACRS 20	363709.13	775731.25	775731.25	0	0	0
050	096	Utility	MACRS 20	2023	050 Mid-States Division	Federal	096 1010 DIST Structures	V2002 30%	MACRS 20	11386.7	7404.02	7404.02	0	0	0
050	096	Utility	MACRS 20	2023	050 Mid-States Division	State No E	096 1010 DIST Structures	V2002 30%	MACRS 20	11386.7	10577.18	10577.18	0	0	0
050	096	Utility	MACRS 5	2023	050 Mid-States Division	Federal	096 1010 GENL Computers HW	V2002 30%	MACRS 5	0	0	0	0	0	0
050	096	Utility	MACRS 5	2023	050 Mid-States Division	State No E	096 1010 GENL Computers HW	V2002 30%	MACRS 5	0	0	0	0	0	0
050	096	Utility	MACRS 7	2023	050 Mid-States Division	Federal	096 1010 GENL Misc	V2002 30%	MACRS 7	1795.18	7089.73	7089.73	0	0	0
050	096	Utility	MACRS 7	2023	050 Mid-States Division	State No E	096 1010 GENL Misc	V2002 30%	MACRS 7	1795.18	10128.19	10128.19	0	0	0
050	096	Utility	MACRS 7	2023	050 Mid-States Division	Federal	096 1010 GENL Power Operated Equip	V2002 30%	MACRS 7	0.54	0.36	0.36	0	0	0
050	096	Utility	MACRS 7	2023	050 Mid-States Division	State No E	096 1010 GENL Power Operated Equip	V2002 30%	MACRS 7	0.54	0.51	0.51	0	0	0
050	098	Utility	NONE	2023	050 Mid-States Division	Federal	098 1010 GENL Structures	V2002 30%	NONE	1720	0	0	0	0	0
050	098	Utility	NONE	2023	050 Mid-States Division	State No E	098 1010 GENL Structures	V2002 30%	NONE	1720	0	0	0	0	0
050	009	Utility	MACRS 20	2023	050 Mid-States Division	Federal	009 1010 DIST Equipment	V2003 30%	MACRS 20	0	0	0	0	0	0
050	009	Utility	MACRS 20	2023	050 Mid-States Division	State No E	009 1010 DIST Equipment	V2003 30%	MACRS 20	0	0	0	0	0	0
050	009	Utility	MACRS 15	2023	050 Mid-States Division	Federal	009 1010 DIST Mains	V2003 30%	MACRS 15	0	0	0	0	0	0
050	009	Utility	MACRS 15	2023	050 Mid-States Division	State No E	009 1010 DIST Mains	V2003 30%	MACRS 15	0	0	0	0	0	0
050	009	Utility	MACRS 15	2023	050 Mid-States Division	Federal	009 1010 DIST Mains	V2003 30%	MACRS 15	0	0	0	0	0	0
050	009	Utility	MACRS 15	2023	050 Mid-States Division	State No E	009 1010 DIST Mains	V2003 30%	MACRS 15	0	0	0	0	0	0
050	009	Utility	MACRS 15	2023	050 Mid-States Division	Federal	009 1010 DIST Mains	V2003 30%	MACRS 15	0	0	0	0	0	0
050	009	Utility	MACRS 15	2023	050 Mid-States Division	State No E	009 1010 DIST Mains	V2003 30%	MACRS 15	0	0	0	0	0	0
050	009	Utility	MACRS 15	2023	050 Mid-States Division	Federal	009 1010 DIST Mains	V2003 30%	MACRS 15	0	0	0	0	0	0
050	009	Utility	MACRS 15	2023	050 Mid-States Division	State No E	009 1010 DIST Mains	V2003 30%	MACRS 15	0	0	0	0	0	0
050	009	Utility	MACRS 15	2023	050 Mid-States Division	Federal	009 1010 DIST Mains	V2003 30%	MACRS 15	0	0	0	0	0	0
050	009	Utility	MACRS 15	2023	050 Mid-States Division	State No E	009 1010 DIST Mains	V2003 30%	MACRS 15	0	0	0	0	0	0
050	009	Utility	MACRS 15	2023	050 Mid-States Division	Federal	009 1010 DIST Mains	V2003 30%	MACRS 15	0	0	0	0	0	0
050	009	Utility	MACRS 15	2023	050 Mid-States Division	State No E	009 1010 DIST Mains	V2003 30%	MACRS 15	0	0	0	0	0	0
050	009	Utility	MACRS 15	2023	050 Mid-States Division	Federal	009 1010 DIST Mains	V2003 30%	MACRS 15	479915.98	546255.52	546255.52	0	0	0
050	009	Utility	MACRS 15	2023	050 Mid-States Division	State No E	009 1010 DIST Mains	V2003 30%	MACRS 15	479915.98	780365.03	780365.03	0	0	0
050	009	Utility	MACRS 15	2023	050 Mid-States Division	Federal	009 1010 DIST Mains	V2003 30%	MACRS 15	0	0	0	0	0	0
050	009	Utility	MACRS 15	2023	050 Mid-States Division	State No E	009 1010 DIST Mains	V2003 30%	MACRS 15	0	0	0	0	0	0
050	009	Utility	MACRS 15	2023	050 Mid-States Division	Federal	009 1010 DIST Mains	V2003 30%	MACRS 15	0	0	0	0	0	0
050	009	Utility	MACRS 15	2023	050 Mid-States Division	State No E	009 1010 DIST Mains	V2003 30%	MACRS 15	0	0	0	0	0	0
050	009	Utility	MACRS 15	2023	050 Mid-States Division	Federal	009 1010 DIST Mains	V2003 30%	MACRS 15	0	0	0	0	0	0
050	009	Utility	MACRS 15	2023	050 Mid-States Division	State No E	009 1010 DIST Mains	V2003 30%	MACRS 15	0	0	0	0	0	0
050	009	Utility	MACRS 15	2023	050 Mid-States Division	Federal	009 1010 DIST Mains	V2003 30%	MACRS 15	899844.69	1504153.8	1504153.8	0	0	0
050	009	Utility	MACRS 15	2023	050 Mid-States Division	State No E	009 1010 DIST Mains	V2003 30%	MACRS 15	899844.69	2148791.15	2148791.15	0	0	0
050	009	Utility	MACRS 15	2023	050 Mid-States Division	Federal	009 1010 DIST Mains	V2003 30%	MACRS 15	0	0	0	0	0	0
050	009	Utility	MACRS 15	2023	050 Mid-States Division	State No E	009 1010 DIST Mains	V2003 30%	MACRS 15	0	0	0	0	0	0
050	009	Utility	MACRS 15	2023	050 Mid-States Division	Federal	009 1010 DIST Mains	V2003 30%	MACRS 15	64068.6	76343.39	76343.39	0	0	0
050	009	Utility	MACRS 15	2023	050 Mid-States Division	State No E	009 1010 DIST Mains	V2003 30%	MACRS 15	64068.6	109061.98	109061.98	0	0	0
050	009	Utility	MACRS 15	2023	050 Mid-States Division	Federal	009 1010 DIST Mains	V2003 30%	MACRS 15	0	0	0	0	0	0
050	009	Utility	MACRS 15	2023	050 Mid-States Division	State No E	009 1010 DIST Mains	V2003 30%	MACRS 15	0	0	0	0	0	0
050	009	Utility	MACRS 15	2023	050 Mid-States Division	Federal	009 1010 DIST Mains	V2003 30%	MACRS 15	0	0	0	0	0	0
050	009	Utility	MACRS 15	2023	050 Mid-States Division	State No E	009 1010 DIST Mains	V2003 30%	MACRS 15	0	0	0	0	0	0
050	009	Utility	MACRS 15	2023	050 Mid-States Division	Federal	009 1010 DIST Mains	V2003 30%	MACRS 15	0	0	0	0	0	0
050	009	Utility	MACRS 15	2023	050 Mid-States Division	State No E	009 1010 DIST Mains	V2003 30%	MACRS 15	0	0	0	0	0	0
050	009	Utility	MACRS 15	2023	050 Mid-States Division	Federal	009 1010 DIST Mains	V2003 30%	MACRS 15	0	0	0	0	0	0
050	009	Utility	MACRS 15	2023	050 Mid-States Division	State No E	009 1010 DIST Mains	V2003 30%	MACRS 15	0	0	0	0	0	0
050	009	Utility	MACRS 15	2023	050 Mid-States Division	Federal	009 1010 DIST Meas, Reg Sta	V2003 30%	MACRS 15	60452.28	39888.5	39888.5	0	0	0
050	009	Utility	MACRS 15	2023	050 Mid-States Division	State No E	009 1010 DIST Meas, Reg Sta	V2003 30%	MACRS 15	60452.28	56983.57	56983.57	0	0	0
050	009	Utility	MACRS 15	2023	050 Mid-States Division	Federal	009 1010 DIST Meas, Reg Sta	V2003 30%	MACRS 15	0	0	0	0	0	0
050	009	Utility	MACRS 15	2023	050 Mid-States Division	State No E	009 1010 DIST Meas, Reg Sta	V2003 30%	MACRS 15	0	0	0	0	0	0
050	009	Utility	MACRS 15	2023	050 Mid-States Division	Federal	009 1010 DIST Meas, Reg Sta	V2003 30%	MACRS 15	132297.58	86474.65	86474.65	0	0	0
050	009	Utility	MACRS 15	2023	050 Mid-States Division	State No E	009 1010 DIST Meas, Reg Sta	V2003 30%	MACRS 15	132297.58	123535.21	123535.21	0	0	0
050	009	Utility	MACRS 15	2023	050 Mid-States Division	Federal	009 1010 DIST Meas, Reg Sta	V2003 30%	MACRS 15	0	0	0	0	0	0
050	009	Utility	MACRS 15	2023	050 Mid-States Division	State No E	009 1010 DIST Meas, Reg Sta	V2003 30%	MACRS 15	0	0	0	0	0	0
050	009	Utility	MACRS 15	2023	050 Mid-States Division	Federal	009 1010 DIST Meas, Reg Sta	V2003 30%	MACRS 15	0	-0.16	-0.16	0	0	0
050	009	Utility	MACRS 15	2023	050 Mid-States Division	State No E	009 1010 DIST Meas, Reg Sta	V2003 30%	MACRS 15	0	-0.23	-0.23	0	0	0
050	009	Utility	MACRS 15	2023	050 Mid-States Division	Federal	009 1010 DIST Meas, Reg Sta	V2003 30%	MACRS 15	0	0	0	0	0	0
050	009	Utility	MACRS 15	2023	050 Mid-States Division	State No E	009 1010 DIST Meas, Reg Sta	V2003 30%	MACRS 15	0	0	0	0	0	0
050	009	Utility	MACRS 15	2023	050 Mid-States Division	Federal	009 1010 DIST Meas, Reg Sta	V2003 30%	MACRS 15	0	0	0	0	0	0

050	009	Utility	MACRS 15	2023	050	Mid-States Division	State No E	009	1010	DIST Meas, Reg Sta	V2003	30%	MACRS 15	0	0	0	0	0	0
050	009	Utility	MACRS 20	2023	050	Mid-States Division	Federal	009	1010	DIST Meas, Reg Sta (Ind)	V2003	30%	MACRS 20	0	0	0	0	0	0
050	009	Utility	MACRS 20	2023	050	Mid-States Division	State No E	009	1010	DIST Meas, Reg Sta (Ind)	V2003	30%	MACRS 20	0	0	0	0	0	0
050	009	Utility	MACRS 20	2023	050	Mid-States Division	Federal	009	1010	DIST Meas, Reg Sta (Ind)	V2003	30%	MACRS 20	0	-0.33	-0.33	0	0	0
050	009	Utility	MACRS 20	2023	050	Mid-States Division	State No E	009	1010	DIST Meas, Reg Sta (Ind)	V2003	30%	MACRS 20	0	-0.48	-0.48	0	0	0
050	009	Utility	MACRS 20	2023	050	Mid-States Division	Federal	009	1010	DIST Meas, Reg Sta (Ind)	V2003	30%	MACRS 20	0	0	0	0	0	0
050	009	Utility	MACRS 20	2023	050	Mid-States Division	State No E	009	1010	DIST Meas, Reg Sta (Ind)	V2003	30%	MACRS 20	0	0	0	0	0	0
050	009	Utility	MACRS 20	2023	050	Mid-States Division	Federal	009	1010	DIST Meas, Reg Sta (Ind)	V2003	30%	MACRS 20	84864.4	55063.79	53835.36	1228.43	0	0
050	009	Utility	MACRS 20	2023	050	Mid-States Division	State No E	009	1010	DIST Meas, Reg Sta (Ind)	V2003	30%	MACRS 20	84864.4	78662.55	76907.61	1754.94	0	0
050	009	Utility	MACRS 20	2023	050	Mid-States Division	Federal	009	1010	DIST Meters & Regs	V2003	30%	MACRS 20	0	0	0	0	0	0
050	009	Utility	MACRS 20	2023	050	Mid-States Division	State No E	009	1010	DIST Meters & Regs	V2003	30%	MACRS 20	0	0	0	0	0	0
050	009	Utility	MACRS 20	2023	050	Mid-States Division	Federal	009	1010	DIST Meters & Regs	V2003	30%	MACRS 20	0	0	0	0	0	0
050	009	Utility	MACRS 20	2023	050	Mid-States Division	State No E	009	1010	DIST Meters & Regs	V2003	30%	MACRS 20	0	0	0	0	0	0
050	009	Utility	MACRS 20	2023	050	Mid-States Division	Federal	009	1010	DIST Meters & Regs	V2003	30%	MACRS 20	0	0	0	0	0	0
050	009	Utility	MACRS 20	2023	050	Mid-States Division	State No E	009	1010	DIST Meters & Regs	V2003	30%	MACRS 20	0	0	0	0	0	0
050	009	Utility	MACRS 20	2023	050	Mid-States Division	Federal	009	1010	DIST Meters & Regs	V2003	30%	MACRS 20	0	0	0	0	0	0
050	009	Utility	MACRS 20	2023	050	Mid-States Division	State No E	009	1010	DIST Meters & Regs	V2003	30%	MACRS 20	0	0	0	0	0	0
050	009	Utility	MACRS 20	2023	050	Mid-States Division	Federal	009	1010	DIST Meters & Regs	V2003	30%	MACRS 20	0	0	0	0	0	0
050	009	Utility	MACRS 20	2023	050	Mid-States Division	State No E	009	1010	DIST Meters & Regs	V2003	30%	MACRS 20	0	0	0	0	0	0
050	009	Utility	MACRS 20	2023	050	Mid-States Division	Federal	009	1010	DIST Meters & Regs	V2003	30%	MACRS 20	0	0	0	0	0	0
050	009	Utility	MACRS 20	2023	050	Mid-States Division	State No E	009	1010	DIST Meters & Regs	V2003	30%	MACRS 20	0	0	0	0	0	0
050	009	Utility	MACRS 20	2023	050	Mid-States Division	Federal	009	1010	DIST Meters & Regs	V2003	30%	MACRS 20	0	0	0	0	0	0
050	009	Utility	MACRS 20	2023	050	Mid-States Division	State No E	009	1010	DIST Meters & Regs	V2003	30%	MACRS 20	0	0	0	0	0	0
050	009	Utility	MACRS 20	2023	050	Mid-States Division	Federal	009	1010	DIST Meters & Regs	V2003	30%	MACRS 20	0	0	0	0	0	0
050	009	Utility	MACRS 20	2023	050	Mid-States Division	State No E	009	1010	DIST Meters & Regs	V2003	30%	MACRS 20	0	0	0	0	0	0
050	009	Utility	MACRS 20	2023	050	Mid-States Division	Federal	009	1010	DIST Meters & Regs	V2003	30%	MACRS 20	0	0	0	0	0	0
050	009	Utility	MACRS 20	2023	050	Mid-States Division	State No E	009	1010	DIST Meters & Regs	V2003	30%	MACRS 20	0	0	0	0	0	0
050	009	Utility	MACRS 20	2023	050	Mid-States Division	Federal	009	1010	DIST Meters & Regs	V2003	30%	MACRS 20	0	0	0	0	0	0
050	009	Utility	MACRS 20	2023	050	Mid-States Division	State No E	009	1010	DIST Meters & Regs	V2003	30%	MACRS 20	0	0	0	0	0	0
050	009	Utility	MACRS 20	2023	050	Mid-States Division	Federal	009	1010	DIST Meters & Regs	V2003	30%	MACRS 20	1527720.31	1262829.7	1234655.95	28173.75	0	0
050	009	Utility	MACRS 20	2023	050	Mid-States Division	State No E	009	1010	DIST Meters & Regs	V2003	30%	MACRS 20	1527720.31	1804042.43	1763794.19	40248.24	0	0
050	009	Utility	MACRS 20	2023	050	Mid-States Division	Federal	009	1010	DIST Meters & Regs	V2003	30%	MACRS 20	0	0	0	0	0	0
050	009	Utility	MACRS 20	2023	050	Mid-States Division	State No E	009	1010	DIST Meters & Regs	V2003	30%	MACRS 20	0	0	0	0	0	0
050	009	Utility	MACRS 20	2023	050	Mid-States Division	Federal	009	1010	DIST Meters & Regs	V2003	30%	MACRS 20	0	0	0	0	0	0
050	009	Utility	MACRS 20	2023	050	Mid-States Division	State No E	009	1010	DIST Meters & Regs	V2003	30%	MACRS 20	0	0	0	0	0	0
050	009	Utility	MACRS 20	2023	050	Mid-States Division	Federal	009	1010	DIST Meters & Regs	V2003	30%	MACRS 20	252429.94	419003.54	409655.6	9347.94	0	0
050	009	Utility	MACRS 20	2023	050	Mid-States Division	State No E	009	1010	DIST Meters & Regs	V2003	30%	MACRS 20	252429.94	598576.49	585222.25	13354.24	0	0
050	009	Utility	MACRS 20	2023	050	Mid-States Division	Federal	009	1010	DIST Meters & Regs	V2003	30%	MACRS 20	28829.82	21574.47	21093.15	481.32	0	0
050	009	Utility	MACRS 20	2023	050	Mid-States Division	State No E	009	1010	DIST Meters & Regs	V2003	30%	MACRS 20	28829.82	30820.67	30133.06	687.61	0	0
050	009	Utility	MACRS 20	2023	050	Mid-States Division	Federal	009	1010	DIST Meters & Regs	V2003	30%	MACRS 20	0	0	0	0	0	0
050	009	Utility	MACRS 20	2023	050	Mid-States Division	State No E	009	1010	DIST Meters & Regs	V2003	30%	MACRS 20	0	0	0	0	0	0
050	009	Utility	MACRS 20	2023	050	Mid-States Division	Federal	009	1010	DIST Misc	V2003	30%	MACRS 20	0	0	0	0	0	0
050	009	Utility	MACRS 20	2023	050	Mid-States Division	State No E	009	1010	DIST Misc	V2003	30%	MACRS 20	0	0	0	0	0	0
050	009	Utility	MACRS 20	2023	050	Mid-States Division	Federal	009	1010	DIST Services	V2003	30%	MACRS 20	0	0	0	0	0	0
050	009	Utility	MACRS 20	2023	050	Mid-States Division	State No E	009	1010	DIST Services	V2003	30%	MACRS 20	0	0	0	0	0	0
050	009	Utility	MACRS 20	2023	050	Mid-States Division	Federal	009	1010	DIST Services	V2003	30%	MACRS 20	0	0	0	0	0	0
050	009	Utility	MACRS 20	2023	050	Mid-States Division	State No E	009	1010	DIST Services	V2003	30%	MACRS 20	0	0	0	0	0	0
050	009	Utility	MACRS 20	2023	050	Mid-States Division	Federal	009	1010	DIST Services	V2003	30%	MACRS 20	0	0	0	0	0	0
050	009	Utility	MACRS 20	2023	050	Mid-States Division	State No E	009	1010	DIST Services	V2003	30%	MACRS 20	0	0	0	0	0	0	0
050	009	Utility	MACRS 20	2023	050	Mid-States Division	Federal	009	1010	DIST Services	V2003	30%	MACRS 20	0	0	0	0	0	0
050	009	Utility	MACRS 20	2023	050	Mid-States Division	State No E	009	1010	DIST Services	V2003	30%	MACRS 20	0	0	0	0	0	0
050	009	Utility	MACRS 20	2023	050	Mid-States Division	Federal	009	1010	DIST Services	V2003	30%	MACRS 20	1384065.45	1582553.56	1547246.76	35306.8	0	0
050	009	Utility	MACRS 20	2023	050	Mid-States Division	State No E	009	1010	DIST Services	V2003	30%	MACRS 20	1384065.45	2260790.81	2210352.6	50438.21	0	0
050	009	Utility	MACRS 20	2023	050	Mid-States Division	Federal	009	1010	DIST Services	V2003	30%	MACRS 20	0	0	0	0	0	0
050	009	Utility	MACRS 20	2023	050	Mid-States Division	State No E	009	1010	DIST Services	V2003	30%	MACRS 20	0	0	0	0	0	0
050	009	Utility	MACRS 20	2023	050	Mid-States Division	Federal	009	1010	DIST Structures	V2003	30%	MACRS 20	0	0	0	0	0	0
050	009	Utility	MACRS 20	2023	050	Mid-States Division	State No E	009	1010	DIST Structures	V2003	30%	MACRS 20	0	0	0	0	0	0
050	009	Utility	MACRS 20	2023	050	Mid-States Division	Federal	009	1010	DIST Structures	V2003	30%	MACRS 20	0	0	0	0	0	0
050	009	Utility	MACRS 20	2023	050	Mid-States Division	State No E	009	1010	DIST Structures	V2003	30%	MACRS 20	0	0	0	0	0	0
050	009	Utility	MACRS 20	2023	050	Mid-States Division	Federal	009	1010	DIST Structures	V2003	30%	MACRS 20	51187.29	41421.49	40497.39	924.1	0	0
050	009	Utility	MACRS 20	2023	050	Mid-States Division	State No E	009	1010	DIST Structures	V2003	30%	MACRS 20	51187.29	59173.56	57853.36	1320.2	0	0
050	009	Utility	MACRS 20	2023	050	Mid-States Division	Federal	009	1010	DIST Structures	V2003	30%	MACRS 20	0	0	0	0	0	0
050	009	Utility	MACRS 20	2023	050	Mid-States Division	State No E	009	1010	DIST Structures	V2003	30%	MACRS 20	0	0	0	0	0	0
050	009	Utility	MACRS 5	2023	050	Mid-States Division	Federal	009	1010	GENL Communication	V2003	30%	MACRS 5	0	0	0	0	0	0
050	009	Utility	MACRS 5	2023	050	Mid-States Division	State No E	009	1010	GENL Communication	V2003	30%	MACRS 5	0	0	0	0	0	0
050	009	Utility	MACRS 5	2023	050	Mid-States Division	Federal	009	1010	GENL Computers HW	V2003	30%	MACRS 5	0	0	0	0	0	0
050	009	Utility	MACRS 5	2023	050	Mid-States Division	State No E	009	1010	GENL Computers HW	V2003	30%	MACRS 5	0	0	0	0	0	0
050	009	Utility	SL 3	2023	050	Mid-States Division	Federal	009	1010	GENL Computers SW	V2003	30%	SL 3	0	0	0	0	0	0
050	009	Utility	SL 3	2023	050	Mid-States Division	State No E	009	1010	GENL Computers SW	V2003	30%	SL 3	0	0	0	0	0	0
050	009	Utility	SL 3	2023	050	Mid-States Division	Federal	009	1010	GENL Computers SW	V2003	30%	SL 3	0	0	0	0	0	0
050	009	Utility	SL 3	2023	050	Mid-States Division	State No E	009	1010	GENL Computers SW	V2003	30%	SL 3	0	0	0	0	0	0
050	009	Utility	SL 3	2023	050	Mid-States Division	Federal	009	1010	GENL Computers SW	V2003	30%	SL 3	0	0	0	0	0	0
050	009	Utility	SL 3	2023	050	Mid-States Division	State No E	009	1010	GENL Computers SW	V2003	30%	SL 3	0	0	0	0	0	0
050	009	Utility	MACRS 7	2023	050	Mid-States Division	Federal	009	1010	GENL Misc	V2003	30%	MACRS 7	35290.97	25377.36	25377.36	0	0	0
050	009	Utility	MACRS 7	2023	050	Mid-States Division	State No E	009	1010	GENL Misc	V2003	30%	MACRS 7	35290.97	36253.38	36253.38	0	0	0
050	009	Utility	MACRS 7	2023	050	Mid-States Division	Federal	009	1010	GENL Misc	V2003	30%	MACRS 7	0	-0.01	-0.01	0	0	0
050	009	Utility	MACRS 7	2023	050	Mid-States Division	State No E	009	1010	GENL Misc	V2003	30%	MACRS 7	0	0	0	0	0	0
050	009	Utility	MACRS 7	2023	050	Mid-States Division	Federal	009	1010	GENL Misc	V2003	30%	MACRS 7	0	0.01	0.01	0	0	0
050	009	Utility	MACRS 7	2023	050	Mid-States Division	State No E	009	1010	GENL Misc	V2003	30%	MACRS 7	0	0	0	0	0	0
050	009	Utility	MACRS 7	2023	050	Mid-States Division	Federal	009	1010	GENL Misc	V2003	30%	MACRS 7	0	0	0	0	0	0
050	009	Utility	MACRS 7	2023	050	Mid-States Division	State No E	009	1010	GENL Misc	V2003	30%	MACRS 7	0	0	0	0	0	0
050	009	Utility	MACRS 7	2023	050	Mid-States Division	Federal	009	1010	GENL Misc	V2003	30%	MACRS 7	0	0	0	0	0	0
050	009	Utility	MACRS 7	2023	050	Mid-States Division	State No E	009	1010	GENL Misc	V2003	30%	MACRS 7	0	0	0	0	0	0
050	009	Utility	MACRS 7	2023	050	Mid-States Division	Federal	009	1010	GENL Misc	V2003	30%	MACRS 7	0	0	0	0	0	0
050	009	Utility	MACRS 7	2023	050	Mid-States Division	Federal	009	1010	GENL Office 7	V2003	30%	MACRS 7	0	0	0	0	0	0

050	009	Utility	MACRS 7	2023	050 Mid-States Division	State No E	009 1010 GENL Office 7	V2003 30%	MACRS 7			0	0	0	0	0	0
050	009	Utility	MACRS 7	2023	050 Mid-States Division	Federal	009 1010 GENL Office 7	V2003 30%	MACRS 7			5559.13	3620.66	3620.66	0	0	0
050	009	Utility	MACRS 7	2023	050 Mid-States Division	State No E	009 1010 GENL Office 7	V2003 30%	MACRS 7			5559.13	5172.37	5172.37	0	0	0
050	009	Utility	MACRS 7	2023	050 Mid-States Division	Federal	009 1010 GENL Office 7	V2003 30%	MACRS 7			0	-0.01	-0.01	0	0	0
050	009	Utility	MACRS 7	2023	050 Mid-States Division	State No E	009 1010 GENL Office 7	V2003 30%	MACRS 7			0	-0.01	-0.01	0	0	0
050	009	Utility	MACRS 7	2023	050 Mid-States Division	Federal	009 1010 GENL Power Operated Equip	V2003 30%	MACRS 7			0	0	0	0	0	0
050	009	Utility	MACRS 7	2023	050 Mid-States Division	State No E	009 1010 GENL Power Operated Equip	V2003 30%	MACRS 7			0	0	0	0	0	0
050	009	Utility	MACRS 7	2023	050 Mid-States Division	Federal	009 1010 GENL Power Operated Equip	V2003 30%	MACRS 7			0	0	0	0	0	0
050	009	Utility	MACRS 7	2023	050 Mid-States Division	State No E	009 1010 GENL Power Operated Equip	V2003 30%	MACRS 7			0	0	0	0	0	0
050	009	Utility	MACRS 5	2023	050 Mid-States Division	Federal	009 1010 GENL Power Operated Equip	V2003 30%	MACRS 5			0	-0.01	-0.01	0	0	0
050	009	Utility	MACRS 5	2023	050 Mid-States Division	State No E	009 1010 GENL Power Operated Equip	V2003 30%	MACRS 5			0	-0.02	-0.02	0	0	0
050	009	Utility	MACRS 39	2023	050 Mid-States Division	Federal	009 1010 GENL Structures	V2003 30%	MACRS 39 JUN	37681		0	0	0	0	0	0
050	009	Utility	MACRS 39	2023	050 Mid-States Division	State No E	009 1010 GENL Structures	V2003 30%	MACRS 39 JUN	37681		0	0	0	0	0	0
050	009	Utility	MACRS 39	2023	050 Mid-States Division	Federal	009 1010 GENL Structures	V2003 30%	MACRS 39 JUN	37681		0.01	0.01	0	0	0	0
050	009	Utility	MACRS 39	2023	050 Mid-States Division	State No E	009 1010 GENL Structures	V2003 30%	MACRS 39 JUN	37681		0.01	0.01	0	0	0	0
050	009	Utility	MACRS 39	2023	050 Mid-States Division	Federal	009 1010 GENL Structures	V2003 30%	MACRS 39 JUL	37712		0	0	0	0	0	0
050	009	Utility	MACRS 39	2023	050 Mid-States Division	State No E	009 1010 GENL Structures	V2003 30%	MACRS 39 JUL	37712		0	0	0	0	0	0
050	009	Utility	MACRS 39	2023	050 Mid-States Division	Federal	009 1010 GENL Structures	V2003 30%	MACRS 39 JUL	37712		41388.04	37289.05	18364.85	956.09	0	0
050	009	Utility	MACRS 39	2023	050 Mid-States Division	State No E	009 1010 GENL Structures	V2003 30%	MACRS 39 JUL	37712		41388.04	37289.05	18364.85	956.09	0	0
050	009	Utility	MACRS 39	2023	050 Mid-States Division	Federal	009 1010 GENL Structures	V2003 30%	MACRS 39 SEP	37773		170611.63	153714.62	75048.09	3941.24	0	0
050	009	Utility	MACRS 39	2023	050 Mid-States Division	State No E	009 1010 GENL Structures	V2003 30%	MACRS 39 SEP	37773		170611.63	153714.62	75048.09	3941.24	0	0
050	009	Utility	MACRS 39	2023	050 Mid-States Division	Federal	009 1010 GENL Structures	V2003 30%	MACRS 39 SEP	37773		0	0	0	0	0	0
050	009	Utility	MACRS 39	2023	050 Mid-States Division	State No E	009 1010 GENL Structures	V2003 30%	MACRS 39 SEP	37773		0	0	0	0	0	0
050	009	Utility	MACRS 39	2023	050 Mid-States Division	Federal	009 1010 GENL Structures	V2003 30%	MACRS 39 DEC	37865		0	0	0	0	0	0
050	009	Utility	MACRS 39	2023	050 Mid-States Division	State No E	009 1010 GENL Structures	V2003 30%	MACRS 39 DEC	37865		0	0	0	0	0	0
050	009	Utility	MACRS 39	2023	050 Mid-States Division	Federal	009 1010 GENL Structures	V2003 30%	MACRS 39 DEC	37865		0	0	0	0	0	0
050	009	Utility	MACRS 39	2023	050 Mid-States Division	State No E	009 1010 GENL Structures	V2003 30%	MACRS 39 DEC	37865		0	0	0	0	0	0
050	009	Utility	MACRS 39	2023	050 Mid-States Division	Federal	009 1010 GENL Structures	V2003 30%	MACRS 39 DEC	37865		0	0	0	0	0	0
050	009	Utility	MACRS 39	2023	050 Mid-States Division	State No E	009 1010 GENL Structures	V2003 30%	MACRS 39 DEC	37865		0	0	0	0	0	0
050	009	Utility	MACRS 39	2023	050 Mid-States Division	Federal	009 1010 GENL Structures	V2003 30%	MACRS 39 JAN	37895		9704.34	8743.24	4418.17	224.18	0	0
050	009	Utility	MACRS 39	2023	050 Mid-States Division	State No E	009 1010 GENL Structures	V2003 30%	MACRS 39 JAN	37895		9704.34	8743.24	4418.17	224.18	0	0
050	009	Utility	MACRS 7	2023	050 Mid-States Division	Federal	009 1010 GENL Tools	V2003 30%	MACRS 7			0	0	0	0	0	0
050	009	Utility	MACRS 7	2023	050 Mid-States Division	State No E	009 1010 GENL Tools	V2003 30%	MACRS 7			0	0	0	0	0	0
050	009	Utility	MACRS 7	2023	050 Mid-States Division	Federal	009 1010 GENL Tools	V2003 30%	MACRS 7			0	0.01	0.01	0	0	0
050	009	Utility	MACRS 7	2023	050 Mid-States Division	State No E	009 1010 GENL Tools	V2003 30%	MACRS 7			0	0	0	0	0	0
050	009	Utility	MACRS 7	2023	050 Mid-States Division	Federal	009 1010 GENL Tools	V2003 30%	MACRS 7			0	0.01	0.01	0	0	0
050	009	Utility	MACRS 7	2023	050 Mid-States Division	State No E	009 1010 GENL Tools	V2003 30%	MACRS 7			0	0	0	0	0	0
050	009	Utility	MACRS 7	2023	050 Mid-States Division	Federal	009 1010 GENL Tools	V2003 30%	MACRS 7			0	19732.69	19732.69	0	0	0
050	009	Utility	MACRS 7	2023	050 Mid-States Division	State No E	009 1010 GENL Tools	V2003 30%	MACRS 7			0	28189.57	28189.57	0	0	0
050	009	Utility	MACRS 7	2023	050 Mid-States Division	Federal	009 1010 GENL Tools	V2003 30%	MACRS 7			0	0.01	0.01	0	0	0
050	009	Utility	MACRS 7	2023	050 Mid-States Division	State No E	009 1010 GENL Tools	V2003 30%	MACRS 7			0	0	0	0	0	0
050	009	Utility	MACRS 7	2023	050 Mid-States Division	Federal	009 1010 STOR Cushion Gas	V2003 30%	MACRS 7			0	0	0	0	0	0
050	009	Utility	MACRS 7	2023	050 Mid-States Division	State No E	009 1010 STOR Cushion Gas	V2003 30%	MACRS 7			0	0	0	0	0	0
050	009	Utility	MACRS 7	2023	050 Mid-States Division	Federal	009 1010 TRAN Mains	V2003 30%	MACRS 7			39157.25	25292	25292	0	0	0
050	009	Utility	MACRS 7	2023	050 Mid-States Division	State No E	009 1010 TRAN Mains	V2003 30%	MACRS 7			39157.25	36131.43	36131.43	0	0	0
050	009	Utility	MACRS 7	2023	050 Mid-States Division	Federal	009 1010 TRAN Meas, Reg Sta Equip	V2003 30%	MACRS 7			0	0	0	0	0	0
050	009	Utility	MACRS 7	2023	050 Mid-States Division	State No E	009 1010 TRAN Meas, Reg Sta Equip	V2003 30%	MACRS 7			0	0	0	0	0	0
050	091	Utility	MACRS 5	2023	050 Mid-States Division	Federal	091 1010 GENL Computers HW	V2003 30%	MACRS 5			0	0	0	0	0	0
050	091	Utility	MACRS 5	2023	050 Mid-States Division	State No E	091 1010 GENL Computers HW	V2003 30%	MACRS 5			0	0	0	0	0	0
050	091	Utility	MACRS 5	2023	050 Mid-States Division	Federal	091 1010 GENL Computers HW	V2003 30%	MACRS 5			0	0.01	0.01	0	0	0
050	091	Utility	MACRS 5	2023	050 Mid-States Division	State No E	091 1010 GENL Computers HW	V2003 30%	MACRS 5			0	0	0	0	0	0
050	091	Utility	MACRS 5	2023	050 Mid-States Division	Federal	091 1010 GENL Computers HW	V2003 30%	MACRS 5			0	0	0	0	0	0
050	091	Utility	MACRS 5	2023	050 Mid-States Division	State No E	091 1010 GENL Computers HW	V2003 30%	MACRS 5			0	0	0	0	0	0
050	091	Utility	SL 3	2023	050 Mid-States Division	Federal	091 1010 GENL Computers SW	V2003 30%	SL 3			0	0	0	0	0	0
050	091	Utility	SL 3	2023	050 Mid-States Division	State No E	091 1010 GENL Computers SW	V2003 30%	SL 3			0	0.01	0.01	0	0	0
050	091	Utility	SL 3	2023	050 Mid-States Division	Federal	091 1010 GENL Computers SW	V2003 30%	SL 3			0	0.01	0.01	0	0	0
050	091	Utility	SL 3	2023	050 Mid-States Division	State No E	091 1010 GENL Computers SW	V2003 30%	SL 3			0	0	0	0	0	0
050	091	Utility	MACRS 7	2023	050 Mid-States Division	Federal	091 1010 GENL Misc	V2003 30%	MACRS 7			0	0	0	0	0	0
050	091	Utility	MACRS 7	2023	050 Mid-States Division	State No E	091 1010 GENL Misc	V2003 30%	MACRS 7			0	0	0	0	0	0
050	091	Utility	MACRS 7	2023	050 Mid-States Division	Federal	091 1010 GENL Misc	V2003 30%	MACRS 7			0	0	0	0	0	0
050	091	Utility	MACRS 7	2023	050 Mid-States Division	State No E	091 1010 GENL Misc	V2003 30%	MACRS 7			0	0	0	0	0	0
050	091	Utility	MACRS 7	2023	050 Mid-States Division	Federal	091 1010 GENL Office 7	V2003 30%	MACRS 7			0	-0.01	0	0	0	0
050	091	Utility	MACRS 7	2023	050 Mid-States Division	State No E	091 1010 GENL Office 7	V2003 30%	MACRS 7			0	0	0	0	0	0
050	091	Utility	MACRS 39	2023	050 Mid-States Division	Federal	091 1010 GENL Structures	V2003 30%	MACRS 39 DEC	37865		97676.09	95172.01	47037.25	2440.21	0	0
050	091	Utility	MACRS 39	2023	050 Mid-States Division	State No E	091 1010 GENL Structures	V2003 30%	MACRS 39 DEC	37865		97676.09	95172.01	47037.25	2440.21	0	0
050	091	Utility	MACRS 7	2023	050 Mid-States Division	Federal	091 1010 GENL Tools	V2003 30%	MACRS 7			0	0.01	0.01	0	0	0
050	091	Utility	MACRS 7	2023	050 Mid-States Division	State No E	091 1010 GENL Tools	V2003 30%	MACRS 7			0	0	0	0	0	0
050	093	Utility	MACRS 15	2023	050 Mid-States Division	Federal	093 1010 DIST Mains	V2003 30%	MACRS 15			142467.25	100413.65	100413.65	0	0	0
050	093	Utility	MACRS 15	2023	050 Mid-States Division	State No E	093 1010 DIST Mains	V2003 30%	MACRS 15			142467.25	143448.07	143448.07	0	0	0
050	093	Utility	MACRS 15	2023	050 Mid-States Division	Federal	093 1010 DIST Mains	V2003 30%	MACRS 15			68987.69	48623.83	48623.83	0	0	0
050	093	Utility	MACRS 15	2023	050 Mid-States Division	State No E	093 1010 DIST Mains	V2003 30%	MACRS 15			68987.69	69462.62	69462.62	0	0	0
050	093	Utility	MACRS 15	2023	050 Mid-States Division	Federal	093 1010 DIST Mains	V2003 30%	MACRS 15			36175.12	25496.88	25496.88	0	0	0
050	093	Utility	MACRS 15	2023	050 Mid-States Division	State No E	093 1010 DIST Mains	V2003 30%	MACRS 15			36175.12	36424.12	36424.12	0	0	0
050	093	Utility	MACRS 15	2023	050 Mid-States Division	Federal	093 1010 DIST Mains	V2003 30%	MACRS 15			19901.47	14026.93	14026.93	0	0	0
050	093	Utility	MACRS 15	2023	050 Mid-States Division	State No E	093 1010 DIST Mains	V2003 30%	MACRS 15			19901.47	20038.47	20038.47	0	0	0
050	093	Utility	MACRS 15	2023	050 Mid-States Division	Federal	093 1010 DIST Mains	V2003 30%	MACRS 15			15243.56	10743.97	10743.97	0	0	0
050	093	Utility	MACRS 15	2023	050 Mid-States Division	State No E	093 1010 DIST Mains	V2003 30%	MACRS 15			15243.56	15348.53	15348.53	0	0	0
050	093	Utility	MACRS 15	2023	050 Mid-States Division	Federal	093 1010 DIST Mains	V2003 30%	MACRS 15			10816.49	7623.65	7623.65	0	0	0
050	093	Utility	MACRS 15	2023	050 Mid-States Division	State No E	093 1010 DIST Mains	V2003 30%	MACRS 15			10816.49	10890.93	10890.93	0	0	0
050	093	Utility	MACRS 15	2023	050 Mid-States Division	Federal	093 1010 DIST Mains	V2003 30%	MACRS 15			2434.08	1715.58	1715.58	0	0	0
050	093	Utility	MACRS 15	2023	050 Mid-States Division	State No E	093 1010 DIST Mains	V2003 30%	MACRS 15			2434.08	2450.83	2450.83	0	0	0
050	093	Utility	MACRS 15	2023	050 Mid-States Division	Federal	093 1010 DIST Mains	V2003 30%	MACRS 15			46.49	32.76	32.76	0	0	0
050	093	Utility	MACRS 15	2023	050 Mid-States Division	State No E	093 1010 DIST Mains	V2003 30%	MACRS 15			46.49	46.79	46.79	0	0	0
050	093	Utility	MACRS 15	2023	050 Mid-States Division	Federal	093 1010 DIST Mains	V2003 30%	MACRS 15			801.94	565.21	565.21	0	0	0
050	093	Utility	MACRS 15	2023	050 Mid-States Division	State No E	093 1010 DIST Mains	V2003 30%	MACRS 15			801.94	807.44	807.44	0	0	0
050	093	Utility	MACRS 15	2023	050 Mid-States Division	Federal	093 1010 DIST Mains	V2003 30%	MACRS 15			0.82	0.58	0.58	0	0	0
050	093	Utility	MACRS 15	2023	050 Mid-States Division	State No E	093 1010 DIST Mains	V2003 30%	MACRS 15			0.82	0.83	0.83	0	0	0
050	093	Utility	MACRS 15	2023	050 Mid-States Division	Federal	093 1010 DIST Mains	V2003 30%	MACRS 15			212.94	150.05	150.05	0	0	0
050	093	Utility	MACRS 15	2023	050 Mid-States Division	State No E	093 1010 DIST Mains	V2003 30%	MACRS 15			212.94	214.36	214.36	0	0	0
050	093	Utility	MACRS 15	2023	050 Mid-States Division	Federal	093 1010 DIST Mains	V2003 30%	MACRS 15			2751280.45	1962436.27	1962436.27	0	0	0
050	093	Utility	MACRS 15	2023	050 Mid-States Division	State No E	093 1010 DIST Mains	V2003 30%	MACRS 15			2751280.45	2803480.38	2803480.38	0	0	0
050	093	Utility	MACRS 15	2023	050 Mid-States Division	Federal	093 1010 DIST Mains	V2003 30%	MACRS 15			2614371.04	1848734.19	1848734.19	0	0	0

050	093	Utility	MACRS 15	2023	050	Mid-States Division	State No E	093	1010	DIST Mains	V2003	30%	MACRS 15		2614371.04	2641048.85	2641048.85	0	0	0
050	093	Utility	MACRS 15	2023	050	Mid-States Division	Federal	093	1010	DIST Mains	V2003	30%	MACRS 15		92.3	65.05	65.05	0	0	0
050	093	Utility	MACRS 15	2023	050	Mid-States Division	State No E	093	1010	DIST Mains	V2003	30%	MACRS 15		92.3	92.92	92.92	0	0	0
050	093	Utility	MACRS 15	2023	050	Mid-States Division	Federal	093	1010	DIST Meas, Reg Sta	V2003	30%	MACRS 15		126886.8	88755.64	88755.64	0	0	0
050	093	Utility	MACRS 15	2023	050	Mid-States Division	State No E	093	1010	DIST Meas, Reg Sta	V2003	30%	MACRS 15		126886.8	126793.77	126793.77	0	0	0
050	093	Utility	MACRS 15	2023	050	Mid-States Division	Federal	093	1010	DIST Meas, Reg Sta	V2003	30%	MACRS 15		42492.52	29744.76	29744.76	0	0	0
050	093	Utility	MACRS 15	2023	050	Mid-States Division	State No E	093	1010	DIST Meas, Reg Sta	V2003	30%	MACRS 15		42492.52	42492.52	42492.52	0	0	0
050	093	Utility	MACRS 20	2023	050	Mid-States Division	Federal	093	1010	DIST Meas, Reg Sta (Ind)	V2003	30%	MACRS 20		24393.48	17075.44	16694.55	380.89	0	0
050	093	Utility	MACRS 20	2023	050	Mid-States Division	State No E	093	1010	DIST Meas, Reg Sta (Ind)	V2003	30%	MACRS 20		24393.48	24393.48	23849.27	544.21	0	0
050	093	Utility	MACRS 20	2023	050	Mid-States Division	Federal	093	1010	DIST Meters & Regs	V2003	30%	MACRS 20		847078.78	640729.44	626434.78	14294.66	0	0
050	093	Utility	MACRS 20	2023	050	Mid-States Division	State No E	093	1010	DIST Meters & Regs	V2003	30%	MACRS 20		847078.78	915327.78	894906.83	20420.95	0	0
050	093	Utility	MACRS 20	2023	050	Mid-States Division	Federal	093	1010	DIST Meters & Regs	V2003	30%	MACRS 20		20792.36	87410.46	85460.29	1950.17	0	0
050	093	Utility	MACRS 20	2023	050	Mid-States Division	State No E	093	1010	DIST Meters & Regs	V2003	30%	MACRS 20		20792.36	124872.08	122086.16	2785.92	0	0
050	093	Utility	MACRS 20	2023	050	Mid-States Division	Federal	093	1010	DIST Meters & Regs	V2003	30%	MACRS 20		0	0	0	0	0	0
050	093	Utility	MACRS 20	2023	050	Mid-States Division	State No E	093	1010	DIST Meters & Regs	V2003	30%	MACRS 20		0	0	0	0	0	0
050	093	Utility	MACRS 20	2023	050	Mid-States Division	Federal	093	1010	DIST Services	V2003	30%	MACRS 20		2665548.32	2630727	2572035.47	58691.53	0	0
050	093	Utility	MACRS 20	2023	050	Mid-States Division	State No E	093	1010	DIST Services	V2003	30%	MACRS 20		2665548.32	3758181.43	3674336.41	83845.02	0	0
050	093	Utility	MACRS 20	2023	050	Mid-States Division	Federal	093	1010	DIST Structures	V2003	30%	MACRS 20		3933.06	2753.14	2691.74	61.4	0	0
050	093	Utility	MACRS 20	2023	050	Mid-States Division	State No E	093	1010	DIST Structures	V2003	30%	MACRS 20		3933.06	3933.06	3845.29	87.77	0	0
050	093	Utility	MACRS 5	2023	050	Mid-States Division	Federal	093	1010	GENL Communication	V2003	30%	MACRS 5		0	12075.57	12075.57	0	0	0
050	093	Utility	MACRS 5	2023	050	Mid-States Division	State No E	093	1010	GENL Communication	V2003	30%	MACRS 5		0	17250.82	17250.82	0	0	0
050	093	Utility	MACRS 7	2023	050	Mid-States Division	Federal	093	1010	GENL Misc	V2003	30%	MACRS 7		0	0	0	0	0	0
050	093	Utility	MACRS 7	2023	050	Mid-States Division	State No E	093	1010	GENL Misc	V2003	30%	MACRS 7		0	0	0	0	0	0
050	093	Utility	MACRS 7	2023	050	Mid-States Division	Federal	093	1010	GENL Misc	V2003	30%	MACRS 7		0	31290.64	31290.64	0	0	0
050	093	Utility	MACRS 7	2023	050	Mid-States Division	State No E	093	1010	GENL Misc	V2003	30%	MACRS 7		0	44700.93	44700.93	0	0	0
050	093	Utility	MACRS 7	2023	050	Mid-States Division	Federal	093	1010	GENL Office 7	V2003	30%	MACRS 7		0	0.03	0.03	0	0	0
050	093	Utility	MACRS 7	2023	050	Mid-States Division	State No E	093	1010	GENL Office 7	V2003	30%	MACRS 7		0	0.02	0.02	0	0	0
050	093	Utility	MACRS 7	2023	050	Mid-States Division	Federal	093	1010	GENL Power Operated Equip	V2003	30%	MACRS 7		0	71.67	71.67	0	0	0
050	093	Utility	MACRS 7	2023	050	Mid-States Division	State No E	093	1010	GENL Power Operated Equip	V2003	30%	MACRS 7		0	102.38	102.38	0	0	0
050	093	Utility	MACRS 39	2023	050	Mid-States Division	Federal	093	1010	GENL Structures	V2003	30%	MACRS 39 DEC	37865	7556.75	7556.75	3737.54	193.76	0	0
050	093	Utility	MACRS 39	2023	050	Mid-States Division	State No E	093	1010	GENL Structures	V2003	30%	MACRS 39 DEC	37865	7556.75	7556.75	3737.54	193.76	0	0
050	093	Utility	MACRS 7	2023	050	Mid-States Division	Federal	093	1010	GENL Tools	V2003	30%	MACRS 7		0	803.15	803.15	0	0	0
050	093	Utility	MACRS 7	2023	050	Mid-States Division	State No E	093	1010	GENL Tools	V2003	30%	MACRS 7		0	1147.37	1147.37	0	0	0
050	096	Utility	MACRS 15	2023	050	Mid-States Division	Federal	096	1010	DIST Mains	V2003	30%	MACRS 15		20243.3	14329.97	14329.97	0	0	0
050	096	Utility	MACRS 15	2023	050	Mid-States Division	State No E	096	1010	DIST Mains	V2003	30%	MACRS 15		20243.3	20471.38	20471.38	0	0	0
050	096	Utility	MACRS 15	2023	050	Mid-States Division	Federal	096	1010	DIST Mains	V2003	30%	MACRS 15		14816.96	10488.73	10488.73	0	0	0
050	096	Utility	MACRS 15	2023	050	Mid-States Division	State No E	096	1010	DIST Mains	V2003	30%	MACRS 15		14816.96	14983.9	14983.9	0	0	0
050	096	Utility	MACRS 15	2023	050	Mid-States Division	Federal	096	1010	DIST Mains	V2003	30%	MACRS 15		9725.41	6884.49	6884.49	0	0	0
050	096	Utility	MACRS 15	2023	050	Mid-States Division	State No E	096	1010	DIST Mains	V2003	30%	MACRS 15		9725.41	9834.99	9834.99	0	0	0
050	096	Utility	MACRS 15	2023	050	Mid-States Division	Federal	096	1010	DIST Mains	V2003	30%	MACRS 15		47670.65	38777.96	38777.96	0	0	0
050	096	Utility	MACRS 15	2023	050	Mid-States Division	State No E	096	1010	DIST Mains	V2003	30%	MACRS 15		47670.65	55397.09	55397.09	0	0	0
050	096	Utility	MACRS 15	2023	050	Mid-States Division	Federal	096	1010	DIST Mains	V2003	30%	MACRS 15		13414.6	10912.19	10912.19	0	0	0
050	096	Utility	MACRS 15	2023	050	Mid-States Division	State No E	096	1010	DIST Mains	V2003	30%	MACRS 15		13414.6	15588.84	15588.84	0	0	0
050	096	Utility	MACRS 15	2023	050	Mid-States Division	Federal	096	1010	DIST Mains	V2003	30%	MACRS 15		11078.41	9011.8	9011.8	0	0	0
050	096	Utility	MACRS 15	2023	050	Mid-States Division	State No E	096	1010	DIST Mains	V2003	30%	MACRS 15		11078.41	12874	12874	0	0	0
050	096	Utility	MACRS 15	2023	050	Mid-States Division	Federal	096	1010	DIST Mains	V2003	30%	MACRS 15		8378.55	6815.57	6815.57	0	0	0
050	096	Utility	MACRS 15	2023	050	Mid-States Division	State No E	096	1010	DIST Mains	V2003	30%	MACRS 15		8378.55	9736.53	9736.53	0	0	0
050	096	Utility	MACRS 15	2023	050	Mid-States Division	Federal	096	1010	DIST Mains	V2003	30%	MACRS 15		4362.77	3548.92	3548.92	0	0	0
050	096	Utility	MACRS 15	2023	050	Mid-States Division	State No E	096	1010	DIST Mains	V2003	30%	MACRS 15		4362.77	5069.88	5069.88	0	0	0
050	096	Utility	MACRS 15	2023	050	Mid-States Division	Federal	096	1010	DIST Mains	V2003	30%	MACRS 15		304.56	247.76	247.76	0	0	0
050	096	Utility	MACRS 15	2023	050	Mid-States Division	State No E	096	1010	DIST Mains	V2003	30%	MACRS 15		304.56	353.94	353.94	0	0	0
050	096	Utility	MACRS 15	2023	050	Mid-States Division	Federal	096	1010	DIST Mains	V2003	30%	MACRS 15		46.09	37.49	37.49	0	0	0
050	096	Utility	MACRS 15	2023	050	Mid-States Division	State No E	096	1010	DIST Mains	V2003	30%	MACRS 15		46.09	53.55	53.55	0	0	0
050	096	Utility	MACRS 15	2023	050	Mid-States Division	Federal	096	1010	DIST Mains	V2003	30%	MACRS 15		22.79	18.52	18.52	0	0	0
050	096	Utility	MACRS 15	2023	050	Mid-States Division	State No E	096	1010	DIST Mains	V2003	30%	MACRS 15		22.79	26.45	26.45	0	0	0
050	096	Utility	MACRS 15	2023	050	Mid-States Division	Federal	096	1010	DIST Mains	V2003	30%	MACRS 15		95.57	77.74	77.74	0	0	0
050	096	Utility	MACRS 15	2023	050	Mid-States Division	State No E	096	1010	DIST Mains	V2003	30%	MACRS 15		95.57	111.06	111.06	0	0	0
050	096	Utility	MACRS 15	2023	050	Mid-States Division	Federal	096	1010	DIST Mains	V2003	30%	MACRS 15		323175.47	228771.58	228771.58	0	0	0
050	096	Utility	MACRS 15	2023	050	Mid-States Division	State No E	096	1010	DIST Mains	V2003	30%	MACRS 15		323175.47	326816.54	326816.54	0	0	0
050	096	Utility	MACRS 15	2023	050	Mid-States Division	Federal	096	1010	DIST Mains	V2003	30%	MACRS 15		0	0	0	0	0	0
050	096	Utility	MACRS 15	2023	050	Mid-States Division	State No E	096	1010	DIST Mains	V2003	30%	MACRS 15		0	0	0	0	0	0
050	096	Utility	MACRS 15	2023	050	Mid-States Division	Federal	096	1010	DIST Mains	V2003	30%	MACRS 15		337177.62	238973.47	238973.47	0	0	0
050	096	Utility	MACRS 15	2023	050	Mid-States Division	State No E	096	1010	DIST Mains	V2003	30%	MACRS 15		337177.62	341390.67	341390.67	0	0	0
050	096	Utility	MACRS 15	2023	050	Mid-States Division	Federal	096	1010	DIST Meas, Reg Sta	V2003	30%	MACRS 15		6798.84	4490.69	4490.69	0	0	0
050	096	Utility	MACRS 15	2023	050	Mid-States Division	State No E	096	1010	DIST Meas, Reg Sta	V2003	30%	MACRS 15		6798.84	6415.27	6415.27	0	0	0
050	096	Utility	MACRS 15	2023	050	Mid-States Division	Federal	096	1010	DIST Meas, Reg Sta	V2003	30%	MACRS 15		804761.66	374432.54	374432.54	0	0	0
050	096	Utility	MACRS 15	2023	050	Mid-States Division	State No E	096	1010	DIST Meas, Reg Sta	V2003	30%	MACRS 15		804761.66	534903.64	534903.64	0	0	0
050	096	Utility	MACRS 20	2023	050	Mid-States Division	Federal	096	1010	DIST Meas, Reg Sta (Ind)	V2003	30%	MACRS 20		26961.97	16948.74	16570.57	378.17	0	0
050	096	Utility	MACRS 20	2023	050	Mid-States Division	State No E	096	1010	DIST Meas, Reg Sta (Ind)	V2003	30%	MACRS 20		26961.97	24212.49	23672.32	540.17	0	0
050	096	Utility	MACRS 20	2023	050	Mid-States Division	Federal	096	1010	DIST Meters & Regs	V2003	30%	MACRS 20		329988.75	224779.55	219764.72	5014.83	0	0
050	096	Utility	MACRS 20	2023	050	Mid-States Division	State No E	096	1010	DIST Meters & Regs	V2003	30%	MACRS 20		329988.75	321113.64	313949.59	7164.05	0	0
050	096	Utility	MACRS 20	2023	050	Mid-States Division	Federal	096	1010	DIST Meters & Regs	V2003	30%	MACRS 20		18262.79	13382.01	13083.48	298.53	0	0
050	096	Utility	MACRS 20	2023	050	Mid-States Division	State No E	096	1010	DIST Meters & Regs	V2003	30%	MACRS 20		18262.79	19117.15	18690.69	426.46	0	0
050	096	Utility	MACRS 20	2023	050	Mid-States Division	Federal	096	1010	DIST Meters & Regs	V2003	30%	MACRS 20		15560.17	65580.28	64117.19	1463.09	0	0
050	096	Utility	MACRS 20	2023	050	Mid-States Division	State No E	096	1010	DIST Meters & Regs	V2003	30%	MACRS 20		15560.17	93686.12	91595.97	2090.15	0	0
050	096	Utility	MACRS 20	2023	050	Mid-States Division	Federal	096	1010	DIST Services	V2003	30%	MACRS 20		448415.9	518776.34	507202.42	11573.92	0	0
050	096	Utility	MACRS 20	2023	050	Mid-States Division	State No E	096	1010	DIST Services	V2003	30%	MACRS 20		448415.9	741109.06	724574.96	16534.1	0	0
050	096	Utility	MACRS 20	2023	050	Mid-States Division	Federal	096	1010	DIST Structures	V2003	30%	MACRS 20		0	0	0	0	0	0
050	096	Utility	MACRS 20	2023	050	Mid-States Division	State No E	096	1010	DIST Structures	V2003	30%	MACRS 20		0	0	0	0	0	0
050	096	Utility	MACRS 5	2023	050	Mid-States Division	Federal	096	1010	GENL Computers HW	V2003	30%	MACRS 5		0	0	0	0	0	0
050	096	Utility	MACRS 5	2023	050	Mid-States Division	State No E	096	1010	GENL Computers HW	V2003	30%	MACRS 5		0	0	0	0	0	0
050	096	Utility	MACRS 7	2023	050	Mid-States Division	Federal	096	1010	GENL Misc	V2003	30%	MACRS 7		0	5856.18	5856.18	0	0	0
050	096	Utility	MACRS 7	2023	050	Mid-States Division	State No E	096	1010	GENL Misc	V2003	30%	MACRS 7		0	8365.98	8365.98	0	0	0
050	096	Utility	MACRS 7	2023	050	Mid-States Division	Federal	096	1010	GENL Office 7	V2003	30%	MACRS 7		-24078.55	-16523.17	-16523.17	0	0	0
050	096	Utility	MACRS 7	2023	050	Mid-States Division	State No E	096	1010	GENL Office 7	V2003	30%	MACRS 7		-24078.55	-23604.53	-23604.53	0	0	0
050	096	Utility	MACRS 7	2023	050	Mid-States Division	Federal	096	1010	GENL Power Operated Equip	V2003	30%	MACRS 7		0	0	0	0	0	0
050	096	Utility	MACRS 7	2023	050	Mid-States Division	State No E	096	1010	GENL Power Operated Equip	V2003	30%	MACRS 7		0	0	0	0	0	0
050	096	Utility	MACRS 7	2023	050	Mid-States Division	Federal	096	1010	GENL Power Operated Equip	V2003	30%	MACRS 7		1278.23	846.88	846.88	0	0	0
050	096	Utility	MACRS 7	2023	050	Mid-States Division	State No E	096	1010	GENL Power Operated Equip	V2003	30%	MACRS 7		1278.23	1209.82	1209.82	0	0	0
050	096	Utility	MACRS 39	2023	050	Mid-States Division	Federal	096	1010	GENL Structures	V2003	30%	MACRS 39 SEP	37773	47320.54	47892.65	23382.67	1227.97	0	0
050	096	Utility	MACRS 39	2023	050	Mid-States Division	State No E	096	1010	GENL Structures	V2003	30%	MACRS 39 SEP	37773	47320.54	47892.65	23382.67	1227.97	0	0
050	096	Utility	MACRS 39	2023	050	Mid-States Division	Federal	096	1010	GENL Structures	V2003	30%	MACRS 39 JAN	37895	5508.67	5575.27	2817.28	142.95	0	0

050	096	Utility	MACRS 39	2023	050 Mid-States Division	State No E	096 1010 GENL Structures	V2003 30%	MACRS 39 JAN	37895	5508.67	5575.27	2817.28	142.95	0	0
050	096	Utility	MACRS 7	2023	050 Mid-States Division	Federal	096 1010 GENL Tools	V2003 30%	MACRS 7		-4900.57	-3019.38	-3019.38	0	0	0
050	096	Utility	MACRS 7	2023	050 Mid-States Division	State No E	096 1010 GENL Tools	V2003 30%	MACRS 7		-4900.57	-4313.43	-4313.43	0	0	0
050	009	Utility	MACRS 20	2023	050 Mid-States Division	Federal	009 1010 DIST Equipment	V2003 50%	MACRS 20		0	0	0	0	0	0
050	009	Utility	MACRS 20	2023	050 Mid-States Division	State No E	009 1010 DIST Equipment	V2003 50%	MACRS 20		0	0	0	0	0	0
050	009	Utility	NONE	2023	050 Mid-States Division	Federal	009 1010 DIST Land, Land Rights	V2003 50%	NONE		0.02	0.02	0	0	0	0
050	009	Utility	NONE	2023	050 Mid-States Division	State No E	009 1010 DIST Land, Land Rights	V2003 50%	NONE		0.02	0.02	0	0	0	0
050	009	Utility	NONE	2023	050 Mid-States Division	Federal	009 1010 DIST Land, Land Rights	V2003 50%	NONE		0	0	0	0	0	0
050	009	Utility	NONE	2023	050 Mid-States Division	State No E	009 1010 DIST Land, Land Rights	V2003 50%	NONE		0	0	0	0	0	0
050	009	Utility	NONE	2023	050 Mid-States Division	Federal	009 1010 DIST Land, Land Rights	V2003 50%	NONE		0.01	0.01	0	0	0	0
050	009	Utility	NONE	2023	050 Mid-States Division	State No E	009 1010 DIST Land, Land Rights	V2003 50%	NONE		0.01	0.01	0	0	0	0
050	009	Utility	MACRS 15	2023	050 Mid-States Division	Federal	009 1010 DIST Mains	V2003 50%	MACRS 15		0	0	0	0	0	0
050	009	Utility	MACRS 15	2023	050 Mid-States Division	State No E	009 1010 DIST Mains	V2003 50%	MACRS 15		0	0	0	0	0	0
050	009	Utility	MACRS 15	2023	050 Mid-States Division	Federal	009 1010 DIST Mains	V2003 50%	MACRS 15		0	0	0	0	0	0
050	009	Utility	MACRS 15	2023	050 Mid-States Division	State No E	009 1010 DIST Mains	V2003 50%	MACRS 15		0	0	0	0	0	0
050	009	Utility	MACRS 15	2023	050 Mid-States Division	Federal	009 1010 DIST Mains	V2003 50%	MACRS 15		0	0	0	0	0	0
050	009	Utility	MACRS 15	2023	050 Mid-States Division	State No E	009 1010 DIST Mains	V2003 50%	MACRS 15		0	0	0	0	0	0
050	009	Utility	MACRS 15	2023	050 Mid-States Division	Federal	009 1010 DIST Mains	V2003 50%	MACRS 15		0	0	0	0	0	0
050	009	Utility	MACRS 15	2023	050 Mid-States Division	State No E	009 1010 DIST Mains	V2003 50%	MACRS 15		0	0	0	0	0	0
050	009	Utility	MACRS 15	2023	050 Mid-States Division	Federal	009 1010 DIST Mains	V2003 50%	MACRS 15		0	0	0	0	0	0
050	009	Utility	MACRS 15	2023	050 Mid-States Division	State No E	009 1010 DIST Mains	V2003 50%	MACRS 15		0	0	0	0	0	0
050	009	Utility	MACRS 15	2023	050 Mid-States Division	Federal	009 1010 DIST Mains	V2003 50%	MACRS 15		226944.12	272491.5	272491.5	0	0	0
050	009	Utility	MACRS 15	2023	050 Mid-States Division	State No E	009 1010 DIST Mains	V2003 50%	MACRS 15		226944.12	544983	544983	0	0	0
050	009	Utility	MACRS 15	2023	050 Mid-States Division	Federal	009 1010 DIST Mains	V2003 50%	MACRS 15		0	0	0	0	0	0
050	009	Utility	MACRS 15	2023	050 Mid-States Division	State No E	009 1010 DIST Mains	V2003 50%	MACRS 15		0	0	0	0	0	0
050	009	Utility	MACRS 15	2023	050 Mid-States Division	Federal	009 1010 DIST Mains	V2003 50%	MACRS 15		0	0	0	0	0	0
050	009	Utility	MACRS 15	2023	050 Mid-States Division	State No E	009 1010 DIST Mains	V2003 50%	MACRS 15		0	0	0	0	0	0
050	009	Utility	MACRS 15	2023	050 Mid-States Division	Federal	009 1010 DIST Mains	V2003 50%	MACRS 15		0	0	0	0	0	0
050	009	Utility	MACRS 15	2023	050 Mid-States Division	State No E	009 1010 DIST Mains	V2003 50%	MACRS 15		0	0	0	0	0	0
050	009	Utility	MACRS 15	2023	050 Mid-States Division	Federal	009 1010 DIST Mains	V2003 50%	MACRS 15		0	0	0	0	0	0
050	009	Utility	MACRS 15	2023	050 Mid-States Division	State No E	009 1010 DIST Mains	V2003 50%	MACRS 15		0	0	0	0	0	0
050	009	Utility	MACRS 15	2023	050 Mid-States Division	Federal	009 1010 DIST Mains	V2003 50%	MACRS 15		0	0	0	0	0	0
050	009	Utility	MACRS 15	2023	050 Mid-States Division	State No E	009 1010 DIST Mains	V2003 50%	MACRS 15		0	0	0	0	0	0
050	009	Utility	MACRS 15	2023	050 Mid-States Division	Federal	009 1010 DIST Mains	V2003 50%	MACRS 15		12194.27	10379.07	10379.07	0	0	0
050	009	Utility	MACRS 15	2023	050 Mid-States Division	State No E	009 1010 DIST Mains	V2003 50%	MACRS 15		12194.27	20758.13	20758.13	0	0	0
050	009	Utility	MACRS 15	2023	050 Mid-States Division	Federal	009 1010 DIST Mains	V2003 50%	MACRS 15		387233.61	314829.69	314829.69	0	0	0
050	009	Utility	MACRS 15	2023	050 Mid-States Division	State No E	009 1010 DIST Mains	V2003 50%	MACRS 15		387233.61	629659.38	629659.38	0	0	0
050	009	Utility	MACRS 15	2023	050 Mid-States Division	Federal	009 1010 DIST Mains	V2003 50%	MACRS 15		0	0	0	0	0	0
050	009	Utility	MACRS 15	2023	050 Mid-States Division	State No E	009 1010 DIST Mains	V2003 50%	MACRS 15		0	0	0	0	0	0
050	009	Utility	MACRS 15	2023	050 Mid-States Division	Federal	009 1010 DIST Meas, Reg Sta	V2003 50%	MACRS 15		55758.93	26279.76	26279.76	0	0	0
050	009	Utility	MACRS 15	2023	050 Mid-States Division	State No E	009 1010 DIST Meas, Reg Sta	V2003 50%	MACRS 15		55758.93	52559.52	52559.52	0	0	0
050	009	Utility	MACRS 15	2023	050 Mid-States Division	Federal	009 1010 DIST Meas, Reg Sta	V2003 50%	MACRS 15		0	0	0	0	0	0
050	009	Utility	MACRS 15	2023	050 Mid-States Division	State No E	009 1010 DIST Meas, Reg Sta	V2003 50%	MACRS 15		0	0	0	0	0	0
050	009	Utility	MACRS 15	2023	050 Mid-States Division	Federal	009 1010 DIST Meas, Reg Sta	V2003 50%	MACRS 15		0	0	0	0	0	0
050	009	Utility	MACRS 15	2023	050 Mid-States Division	State No E	009 1010 DIST Meas, Reg Sta	V2003 50%	MACRS 15		0	0	0	0	0	0
050	009	Utility	MACRS 15	2023	050 Mid-States Division	Federal	009 1010 DIST Meas, Reg Sta	V2003 50%	MACRS 15		16080.86	7507.89	7507.89	0	0	0
050	009	Utility	MACRS 15	2023	050 Mid-States Division	State No E	009 1010 DIST Meas, Reg Sta	V2003 50%	MACRS 15		16080.86	15015.78	15015.78	0	0	0
050	009	Utility	MACRS 15	2023	050 Mid-States Division	Federal	009 1010 DIST Meas, Reg Sta	V2003 50%	MACRS 15		0	0	0	0	0	0
050	009	Utility	MACRS 15	2023	050 Mid-States Division	State No E	009 1010 DIST Meas, Reg Sta	V2003 50%	MACRS 15		0	0	0	0	0	0
050	009	Utility	MACRS 15	2023	050 Mid-States Division	Federal	009 1010 DIST Meas, Reg Sta	V2003 50%	MACRS 15		0	0	0	0	0	0
050	009	Utility	MACRS 15	2023	050 Mid-States Division	State No E	009 1010 DIST Meas, Reg Sta	V2003 50%	MACRS 15		0	0	0	0	0	0
050	009	Utility	MACRS 20	2023	050 Mid-States Division	Federal	009 1010 DIST Meas, Reg Sta (Ind)	V2003 50%	MACRS 20		0	0	0	0	0	0
050	009	Utility	MACRS 20	2023	050 Mid-States Division	State No E	009 1010 DIST Meas, Reg Sta (Ind)	V2003 50%	MACRS 20		0	0	0	0	0	0
050	009	Utility	MACRS 20	2023	050 Mid-States Division	Federal	009 1010 DIST Meas, Reg Sta (Ind)	V2003 50%	MACRS 20		0	0	0	0	0	0
050	009	Utility	MACRS 20	2023	050 Mid-States Division	State No E	009 1010 DIST Meas, Reg Sta (Ind)	V2003 50%	MACRS 20		0	0	0	0	0	0
050	009	Utility	MACRS 20	2023	050 Mid-States Division	Federal	009 1010 DIST Meas, Reg Sta (Ind)	V2003 50%	MACRS 20		129999.48	60249.59	58905.43	1344.16	0	0
050	009	Utility	MACRS 20	2023	050 Mid-States Division	State No E	009 1010 DIST Meas, Reg Sta (Ind)	V2003 50%	MACRS 20		129999.48	120499.18	117810.83	2688.35	0	0
050	009	Utility	MACRS 20	2023	050 Mid-States Division	Federal	009 1010 DIST Meters & Regs	V2003 50%	MACRS 20		0	0	0	0	0	0
050	009	Utility	MACRS 20	2023	050 Mid-States Division	State No E	009 1010 DIST Meters & Regs	V2003 50%	MACRS 20		0	0	0	0	0	0
050	009	Utility	MACRS 20	2023	050 Mid-States Division	Federal	009 1010 DIST Meters & Regs	V2003 50%	MACRS 20		0	0	0	0	0	0
050	009	Utility	MACRS 20	2023	050 Mid-States Division	State No E	009 1010 DIST Meters & Regs	V2003 50%	MACRS 20		0	0	0	0	0	0
050	009	Utility	MACRS 20	2023	050 Mid-States Division	Federal	009 1010 DIST Meters & Regs	V2003 50%	MACRS 20		0	0	0	0	0	0
050	009	Utility	MACRS 20	2023	050 Mid-States Division	State No E	009 1010 DIST Meters & Regs	V2003 50%	MACRS 20		0	0	0	0	0	0
050	009	Utility	MACRS 20	2023	050 Mid-States Division	Federal	009 1010 DIST Meters & Regs	V2003 50%	MACRS 20		0	0	0	0	0	0
050	009	Utility	MACRS 20	2023	050 Mid-States Division	State No E	009 1010 DIST Meters & Regs	V2003 50%	MACRS 20		0	0	0	0	0	0
050	009	Utility	MACRS 20	2023	050 Mid-States Division	Federal	009 1010 DIST Meters & Regs	V2003 50%	MACRS 20		0	0	0	0	0	0
050	009	Utility	MACRS 20	2023	050 Mid-States Division	State No E	009 1010 DIST Meters & Regs	V2003 50%	MACRS 20		0	0	0	0	0	0
050	009	Utility	MACRS 20	2023	050 Mid-States Division	Federal	009 1010 DIST Meters & Regs	V2003 50%	MACRS 20		1056295.75	623674.99	609760.79	13914.2	0	0
050	009	Utility	MACRS 20	2023	050 Mid-States Division	State No E	009 1010 DIST Meters & Regs	V2003 50%	MACRS 20		1056295.75	1247350	1219521.63	27828.37	0	0
050	009	Utility	MACRS 20	2023	050 Mid-States Division	Federal	009 1010 DIST Meters & Regs	V2003 50%	MACRS 20		0	0	0	0	0	0
050	009	Utility	MACRS 20	2023	050 Mid-States Division	State No E	009 1010 DIST Meters & Regs	V2003 50%	MACRS 20		0	0	0	0	0	0
050	009	Utility	MACRS 20	2023	050 Mid-States Division	Federal	009 1010 DIST Meters & Regs	V2003 50%	MACRS 20		0	0	0	0	0	0
050	009	Utility	MACRS 20	2023	050 Mid-States Division	State No E	009 1010 DIST Meters & Regs	V2003 50%	MACRS 20		0	0	0	0	0	0
050	009	Utility	MACRS 20	2023	050 Mid-States Division	Federal	009 1010 DIST Meters & Regs	V2003 50%	MACRS 20		0	0	0	0	0	0
050	009	Utility	MACRS 20	2023	050 Mid-States Division	State No E	009 1010 DIST Meters & Regs	V2003 50%	MACRS 20		0	0	0	0	0	0
050	009	Utility	MACRS 20	2023	050 Mid-States Division	Federal	009 1010 DIST Meters & Regs	V2003 50%	MACRS 20		0	0	0	0	0	0
050	009	Utility	MACRS 20	2023	050 Mid-States Division	State No E	009 1010 DIST Meters & Regs	V2003 50%	MACRS 20		0	0	0	0	0	0
050	009	Utility	MACRS 20	2023	050 Mid-States Division	Federal	009 1010 DIST Meters & Regs	V2003 50%	MACRS 20		0	0	0	0	0	0
050	009	Utility	MACRS 20	2023	050 Mid-States Division	State No E	009 1010 DIST Meters & Regs	V2003 50%	MACRS 20		0	0	0	0	0	0
050	009	Utility	MACRS 20	2023	050 Mid-States Division	Federal	009 1010 DIST Meters & Regs	V2003 50%	MACRS 20		171752.91	203635.16	199092.03	4543.13	0	0

050	009	Utility	MACRS 20	2023	050	Mid-States Division	State No E	009	1010	DIST Meters & Regs	V2003	50%	MACRS 20		171752.91	407270.32	398184.11	9086.21	0	0
050	009	Utility	MACRS 20	2023	050	Mid-States Division	Federal	009	1010	DIST Meters & Regs	V2003	50%	MACRS 20		0	0	0	0	0	0
050	009	Utility	MACRS 20	2023	050	Mid-States Division	State No E	009	1010	DIST Meters & Regs	V2003	50%	MACRS 20		0	0	0	0	0	0
050	009	Utility	MACRS 20	2023	050	Mid-States Division	Federal	009	1010	DIST Meters & Regs	V2003	50%	MACRS 20		0.01	0	0	0	0	0
050	009	Utility	MACRS 20	2023	050	Mid-States Division	State No E	009	1010	DIST Meters & Regs	V2003	50%	MACRS 20		0.01	0	0	0	0	0
050	009	Utility	MACRS 20	2023	050	Mid-States Division	Federal	009	1010	DIST Meters & Regs	V2003	50%	MACRS 20		0	0	0	0	0	0
050	009	Utility	MACRS 20	2023	050	Mid-States Division	State No E	009	1010	DIST Meters & Regs	V2003	50%	MACRS 20		0	0	0	0	0	0
050	009	Utility	MACRS 20	2023	050	Mid-States Division	Federal	009	1010	DIST Misc	V2003	50%	MACRS 20		0	0	0	0	0	0
050	009	Utility	MACRS 20	2023	050	Mid-States Division	State No E	009	1010	DIST Misc	V2003	50%	MACRS 20		0	0	0	0	0	0
050	009	Utility	MACRS 20	2023	050	Mid-States Division	Federal	009	1010	DIST Services	V2003	50%	MACRS 20		0	0	0	0	0	0
050	009	Utility	MACRS 20	2023	050	Mid-States Division	State No E	009	1010	DIST Services	V2003	50%	MACRS 20		0	0	0	0	0	0
050	009	Utility	MACRS 20	2023	050	Mid-States Division	Federal	009	1010	DIST Services	V2003	50%	MACRS 20		0	0	0	0	0	0
050	009	Utility	MACRS 20	2023	050	Mid-States Division	State No E	009	1010	DIST Services	V2003	50%	MACRS 20		0	0	0	0	0	0
050	009	Utility	MACRS 20	2023	050	Mid-States Division	Federal	009	1010	DIST Services	V2003	50%	MACRS 20		0	0	0	0	0	0
050	009	Utility	MACRS 20	2023	050	Mid-States Division	State No E	009	1010	DIST Services	V2003	50%	MACRS 20		0	0	0	0	0	0
050	009	Utility	MACRS 20	2023	050	Mid-States Division	Federal	009	1010	DIST Services	V2003	50%	MACRS 20		0	0	0	0	0	0
050	009	Utility	MACRS 20	2023	050	Mid-States Division	State No E	009	1010	DIST Services	V2003	50%	MACRS 20		0	0	0	0	0	0
050	009	Utility	MACRS 20	2023	050	Mid-States Division	Federal	009	1010	DIST Services	V2003	50%	MACRS 20		0	0	0	0	0	0
050	009	Utility	MACRS 20	2023	050	Mid-States Division	State No E	009	1010	DIST Services	V2003	50%	MACRS 20		0	0	0	0	0	0
050	009	Utility	MACRS 20	2023	050	Mid-States Division	Federal	009	1010	DIST Services	V2003	50%	MACRS 20		979037.05	799600.23	781761.16	17839.07	0	0
050	009	Utility	MACRS 20	2023	050	Mid-States Division	State No E	009	1010	DIST Services	V2003	50%	MACRS 20		979037.05	1599200.46	1563522.24	35678.22	0	0
050	009	Utility	MACRS 20	2023	050	Mid-States Division	Federal	009	1010	DIST Structures	V2003	50%	MACRS 20		0	0	0	0	0	0
050	009	Utility	MACRS 20	2023	050	Mid-States Division	State No E	009	1010	DIST Structures	V2003	50%	MACRS 20		0	0	0	0	0	0
050	009	Utility	MACRS 20	2023	050	Mid-States Division	Federal	009	1010	DIST Structures	V2003	50%	MACRS 20		0.03	0	0	0	0	0
050	009	Utility	MACRS 20	2023	050	Mid-States Division	State No E	009	1010	DIST Structures	V2003	50%	MACRS 20		0.03	0	0	0	0	0
050	009	Utility	MACRS 5	2023	050	Mid-States Division	Federal	009	1010	GENL Communication	V2003	50%	MACRS 5		0	0.01	0.01	0	0	0
050	009	Utility	MACRS 5	2023	050	Mid-States Division	State No E	009	1010	GENL Communication	V2003	50%	MACRS 5		0	0	0	0	0	0
050	009	Utility	MACRS 5	2023	050	Mid-States Division	Federal	009	1010	GENL Communication	V2003	50%	MACRS 5		0	0.01	0.01	0	0	0
050	009	Utility	MACRS 5	2023	050	Mid-States Division	State No E	009	1010	GENL Communication	V2003	50%	MACRS 5		0	0.01	0.01	0	0	0
050	009	Utility	MACRS 5	2023	050	Mid-States Division	Federal	009	1010	GENL Computers HW	V2003	50%	MACRS 5		0	0	0	0	0	0
050	009	Utility	MACRS 5	2023	050	Mid-States Division	State No E	009	1010	GENL Computers HW	V2003	50%	MACRS 5		0	0	0	0	0	0
050	009	Utility	MACRS 5	2023	050	Mid-States Division	Federal	009	1010	GENL Computers HW	V2003	50%	MACRS 5		78842.18	36381.9	36381.9	0	0	0
050	009	Utility	MACRS 5	2023	050	Mid-States Division	State No E	009	1010	GENL Computers HW	V2003	50%	MACRS 5		78842.18	72763.79	72763.79	0	0	0
050	009	Utility	MACRS 5	2023	050	Mid-States Division	Federal	009	1010	GENL Computers HW	V2003	50%	MACRS 5		0	0	0	0	0	0
050	009	Utility	MACRS 5	2023	050	Mid-States Division	State No E	009	1010	GENL Computers HW	V2003	50%	MACRS 5		0	0	0	0	0	0
050	009	Utility	SL 3	2023	050	Mid-States Division	Federal	009	1010	GENL Computers SW	V2003	50%	SL 3		0	0	0	0	0	0
050	009	Utility	SL 3	2023	050	Mid-States Division	State No E	009	1010	GENL Computers SW	V2003	50%	SL 3		0	0	0	0	0	0
050	009	Utility	SL 3	2023	050	Mid-States Division	Federal	009	1010	GENL Computers SW	V2003	50%	SL 3		0	0	0	0	0	0
050	009	Utility	SL 3	2023	050	Mid-States Division	State No E	009	1010	GENL Computers SW	V2003	50%	SL 3		0	0	0	0	0	0
050	009	Utility	NONE	2023	050	Mid-States Division	Federal	009	1010	GENL Land	V2003	50%	NONE		0.01	0.01	0	0	0	0
050	009	Utility	NONE	2023	050	Mid-States Division	State No E	009	1010	GENL Land	V2003	50%	NONE		0.01	0.01	0	0	0	0
050	009	Utility	MACRS 7	2023	050	Mid-States Division	Federal	009	1010	GENL Misc	V2003	50%	MACRS 7		0	0.01	0	0	0	0
050	009	Utility	MACRS 7	2023	050	Mid-States Division	State No E	009	1010	GENL Misc	V2003	50%	MACRS 7		0	0	0	0	0	0
050	009	Utility	MACRS 7	2023	050	Mid-States Division	Federal	009	1010	GENL Misc	V2003	50%	MACRS 7		0	0.01	0	0	0	0
050	009	Utility	MACRS 7	2023	050	Mid-States Division	State No E	009	1010	GENL Misc	V2003	50%	MACRS 7		0	0	0	0	0	0
050	009	Utility	MACRS 7	2023	050	Mid-States Division	Federal	009	1010	GENL Misc	V2003	50%	MACRS 7		0	0	0	0	0	0
050	009	Utility	MACRS 7	2023	050	Mid-States Division	State No E	009	1010	GENL Misc	V2003	50%	MACRS 7		0	0	0	0	0	0
050	009	Utility	MACRS 7	2023	050	Mid-States Division	Federal	009	1010	GENL Misc	V2003	50%	MACRS 7		0	0.01	0	0	0	0
050	009	Utility	MACRS 7	2023	050	Mid-States Division	State No E	009	1010	GENL Misc	V2003	50%	MACRS 7		0	0	0	0	0	0
050	009	Utility	MACRS 7	2023	050	Mid-States Division	Federal	009	1010	GENL Misc	V2003	50%	MACRS 7		0	0	0	0	0	0
050	009	Utility	MACRS 7	2023	050	Mid-States Division	State No E	009	1010	GENL Misc	V2003	50%	MACRS 7		0	0	0	0	0	0
050	009	Utility	MACRS 7	2023	050	Mid-States Division	Federal	009	1010	GENL Misc	V2003	50%	MACRS 7		21147.03	10861.86	10861.86	0	0	0
050	009	Utility	MACRS 7	2023	050	Mid-States Division	State No E	009	1010	GENL Misc	V2003	50%	MACRS 7		21147.03	21723.73	21723.73	0	0	0
050	009	Utility	MACRS 7	2023	050	Mid-States Division	Federal	009	1010	GENL Office 7	V2003	50%	MACRS 7		0	0	0	0	0	0
050	009	Utility	MACRS 7	2023	050	Mid-States Division	State No E	009	1010	GENL Office 7	V2003	50%	MACRS 7		0	0	0	0	0	0
050	009	Utility	MACRS 7	2023	050	Mid-States Division	Federal	009	1010	GENL Office 7	V2003	50%	MACRS 7		0	0.01	0.01	0	0	0
050	009	Utility	MACRS 7	2023	050	Mid-States Division	State No E	009	1010	GENL Office 7	V2003	50%	MACRS 7		0	0	0	0	0	0
050	009	Utility	MACRS 7	2023	050	Mid-States Division	Federal	009	1010	GENL Office 7	V2003	50%	MACRS 7		0	0.01	0	0	0	0
050	009	Utility	MACRS 7	2023	050	Mid-States Division	State No E	009	1010	GENL Office 7	V2003	50%	MACRS 7		0	0	0	0	0	0
050	009	Utility	MACRS 7	2023	050	Mid-States Division	Federal	009	1010	GENL Power Operated Equip	V2003	50%	MACRS 7		0	0	0	0	0	0
050	009	Utility	MACRS 7	2023	050	Mid-States Division	State No E	009	1010	GENL Power Operated Equip	V2003	50%	MACRS 7		0	0	0	0	0	0
050	009	Utility	MACRS 7	2023	050	Mid-States Division	Federal	009	1010	GENL Power Operated Equip	V2003	50%	MACRS 7		47956.26	22159.97	22159.97	0	0	0
050	009	Utility	MACRS 7	2023	050	Mid-States Division	State No E	009	1010	GENL Power Operated Equip	V2003	50%	MACRS 7		47956.26	44319.95	44319.95	0	0	0
050	009	Utility	MACRS 7	2023	050	Mid-States Division	Federal	009	1010	GENL Power Operated Equip	V2003	50%	MACRS 7		0	0	0	0	0	0
050	009	Utility	MACRS 7	2023	050	Mid-States Division	State No E	009	1010	GENL Power Operated Equip	V2003	50%	MACRS 7		0	0	0	0	0	0
050	009	Utility	MACRS 39	2023	050	Mid-States Division	Federal	009	1010	GENL Structures	V2003	50%	MACRS 39 SEP	37773	0	0	0	0	0	0
050	009	Utility	MACRS 39	2023	050	Mid-States Division	State No E	009	1010	GENL Structures	V2003	50%	MACRS 39 SEP	37773	0	0	0	0	0	0
050	009	Utility	MACRS 39	2023	050	Mid-States Division	Federal	009	1010	GENL Structures	V2003	50%	MACRS 39 SEP	37773	0.01	0.01	0	0	0	0
050	009	Utility	MACRS 39	2023	050	Mid-States Division	State No E	009	1010	GENL Structures	V2003	50%	MACRS 39 SEP	37773	0.01	0.01	0	0	0	0
050	009	Utility	MACRS 39	2023	050	Mid-States Division	Federal	009	1010	GENL Structures	V2003	50%	MACRS 39 SEP	37773	0	0	0	0	0	0
050	009	Utility	MACRS 39	2023	050	Mid-States Division	State No E	009	1010	GENL Structures	V2003	50%	MACRS 39 SEP	37773	0	0	0	0	0	0
050	009	Utility	MACRS 39	2023	050	Mid-States Division	Federal	009	1010	GENL Structures	V2003	50%	MACRS 39 NOV	37834	2829.46	2549.24	1299.05	65.36	0	0
050	009	Utility	MACRS 39	2023	050	Mid-States Division	State No E	009	1010	GENL Structures	V2003	50%	MACRS 39 NOV	37834	2829.46	2549.24	1299.05	65.36	0	0
050	009	Utility	MACRS 39	2023	050	Mid-States Division	Federal	009	1010	GENL Structures	V2003	50%	MACRS 39 NOV	37834	0	0	0	0	0	0
050	009	Utility	MACRS 39	2023	050	Mid-States Division	State No E	009	1010	GENL Structures	V2003	50%	MACRS 39 NOV	37834	0	0	0	0	0	0
050	009	Utility	MACRS 39	2023	050	Mid-States Division	Federal	009	1010	GENL Structures	V2003	50%	MACRS 39 DEC	37865	0	0	0	0	0	0
050	009	Utility	MACRS 39	2023	050	Mid-States Division	State No E	009	1010	GENL Structures	V2003	50%	MACRS 39 DEC	37865	0	0	0	0	0	0
050	009	Utility	MACRS 39	2023	050	Mid-States Division	Federal	009	1010	GENL Structures	V2003	50%	MACRS 39 DEC	37865	0	0	0	0	0	0
050	009	Utility	MACRS 39	2023	050	Mid-States Division	State No E	009	1010	GENL Structures	V2003	50%	MACRS 39 DEC	9/1/2003 0:00	0	0	0	0	0	0
050	009	Utility	MACRS 39	2023	050	Mid-States Division	Federal	009	1010	GENL Structures	V2003	50%	MACRS 39 JAN	10/1/2003 0:00	0	0	0	0	0	0
050	009	Utility	MACRS 39	2023	050	Mid-States Division	State No E	009	1010	GENL Structures	V2003	50%	MACRS 39 JAN	37895	0	0	0	0	0	0
050	009	Utility	MACRS 39	2023	050	Mid-States Division	Federal	009	1010	GENL Structures	V2003	50%	MACRS 39 JAN	37895	0.01	0.01	0	0	0	0
050	009	Utility	MACRS 39	2023	050	Mid-States Division	State No E	009	1010	GENL Structures	V2003	50%	MACRS 39 JAN	37895	0.01	0.01	0	0	0	0
050	009	Utility	MACRS 39	2023	050	Mid-States Division	Federal	009	1010	GENL Structures	V2003	50%	MACRS 39 MAR	37956	0.01	0.01	0	0	0	0
050	009	Utility	MACRS 39	2023	050	Mid-States Division	State No E	009	1010	GENL Structures	V2003	50%	MACRS 39 MAR	37956	0.01	0.01	0	0	0	0
050	009	Utility	MACRS 7	2023	050	Mid-States Division	Federal	009	1010	GENL Tools	V2003	50%	MACRS 7		0	0.01	0	0	0	0
050	009	Utility	MACRS 7	2023	050	Mid-States Division	State No E	009	1010	GENL Tools	V2003	50%	MACRS 7		0	0	0	0	0	0
050	009	Utility	MACRS 7	2023	050	Mid-States Division	Federal	009	1010	GENL Tools	V2003	50%	MACRS 7		0	0.01	0.01	0	0	0
050	009	Utility	MACRS 7	2023	050	Mid-States Division	State No E	009	1010	GENL Tools	V2003	50%	MACRS 7		0	-0.01	-0.01	0	0	0
050	009	Utility	MACRS 7	2023	050	Mid-States Division	Federal	009	1010	GENL Tools	V2003	50%	MACRS 7		2595.89	1199.53	1199.53	0	0	0
050	009	Utility	MACRS 7	2023	050	Mid-States Division	State No E	009	1010	GENL Tools	V2003	50%	MACRS 7		2595.89	2399.05	2399.05	0	0	0
050	009	Utility	MACRS 7	2023	050	Mid-States Division	Federal	009	1010	GENL Tools	V2003	50%	MACRS 7		0	0.01	0.01	0	0	0

050	009	Utility	MACRS 7	2023	050	Mid-States Division	State No E	009	1010	GENL Tools	V2003	50%	MACRS 7		0	0	0	0	0	0
050	009	Utility	MACRS 7	2023	050	Mid-States Division	Federal	009	1010	GENL Tools	V2003	50%	MACRS 7		0	0	0	0	0	0
050	009	Utility	MACRS 7	2023	050	Mid-States Division	State No E	009	1010	GENL Tools	V2003	50%	MACRS 7		0	-0.01	-0.01	0	0	0
050	009	Utility	MACRS 7	2023	050	Mid-States Division	Federal	009	1010	STOR Cushion Gas	V2003	50%	MACRS 7		0	0	0	0	0	0
050	009	Utility	MACRS 7	2023	050	Mid-States Division	State No E	009	1010	STOR Cushion Gas	V2003	50%	MACRS 7		0	0	0	0	0	0
050	009	Utility	NONE	2023	050	Mid-States Division	Federal	009	1010	TRAN Land, Land Rights	V2003	50%	NONE		0.01	0.01	0	0	0	0
050	009	Utility	NONE	2023	050	Mid-States Division	State No E	009	1010	TRAN Land, Land Rights	V2003	50%	NONE		0.01	0.01	0	0	0	0
050	009	Utility	MACRS 7	2023	050	Mid-States Division	Federal	009	1010	TRAN Mains	V2003	50%	MACRS 7		25307.9	11676.14	11676.14	0	0	0
050	009	Utility	MACRS 7	2023	050	Mid-States Division	State No E	009	1010	TRAN Mains	V2003	50%	MACRS 7		25307.9	23352.27	23352.27	0	0	0
050	009	Utility	MACRS 7	2023	050	Mid-States Division	Federal	009	1010	TRAN Mains	V2003	50%	MACRS 7		39293.17	18346.56	18346.56	0	0	0
050	009	Utility	MACRS 7	2023	050	Mid-States Division	State No E	009	1010	TRAN Mains	V2003	50%	MACRS 7		39293.17	36693.13	36693.13	0	0	0
050	009	Utility	MACRS 7	2023	050	Mid-States Division	Federal	009	1010	TRAN Meas, Reg Sta Equip	V2003	50%	MACRS 7		0	0	0	0	0	0
050	009	Utility	MACRS 7	2023	050	Mid-States Division	State No E	009	1010	TRAN Meas, Reg Sta Equip	V2003	50%	MACRS 7		0	0	0	0	0	0
050	091	Utility	MACRS 5	2023	050	Mid-States Division	Federal	091	1010	GENL Computers HW	V2003	50%	MACRS 5		0	0.02	0.02	0	0	0
050	091	Utility	MACRS 5	2023	050	Mid-States Division	State No E	091	1010	GENL Computers HW	V2003	50%	MACRS 5		0	0.01	0.01	0	0	0
050	091	Utility	MACRS 5	2023	050	Mid-States Division	Federal	091	1010	GENL Computers HW	V2003	50%	MACRS 5		0	0.01	0	0	0	0
050	091	Utility	MACRS 5	2023	050	Mid-States Division	State No E	091	1010	GENL Computers HW	V2003	50%	MACRS 5		0	0	0	0	0	0
050	091	Utility	MACRS 5	2023	050	Mid-States Division	Federal	091	1010	GENL Computers HW	V2003	50%	MACRS 5		0	0	0	0	0	0
050	091	Utility	MACRS 5	2023	050	Mid-States Division	State No E	091	1010	GENL Computers HW	V2003	50%	MACRS 5		0	0	0	0	0	0
050	091	Utility	MACRS 5	2023	050	Mid-States Division	Federal	091	1010	GENL Computers HW	V2003	50%	MACRS 5		0	0	0	0	0	0
050	091	Utility	MACRS 5	2023	050	Mid-States Division	State No E	091	1010	GENL Computers HW	V2003	50%	MACRS 5		0	0	0	0	0	0
050	091	Utility	SL 3	2023	050	Mid-States Division	Federal	091	1010	GENL Computers SW	V2003	50%	SL 3		0	0.01	0	0	0	0
050	091	Utility	SL 3	2023	050	Mid-States Division	State No E	091	1010	GENL Computers SW	V2003	50%	SL 3		0	0	0	0	0	0
050	091	Utility	SL 3	2023	050	Mid-States Division	Federal	091	1010	GENL Computers SW	V2003	50%	SL 3		0.01	0.01	0	0	0	0
050	091	Utility	SL 3	2023	050	Mid-States Division	State No E	091	1010	GENL Computers SW	V2003	50%	SL 3		0.01	0.01	0	0	0	0
050	091	Utility	MACRS 7	2023	050	Mid-States Division	Federal	091	1010	GENL Misc	V2003	50%	MACRS 7		0	0	0	0	0	0
050	091	Utility	MACRS 7	2023	050	Mid-States Division	State No E	091	1010	GENL Misc	V2003	50%	MACRS 7		0	0	0	0	0	0
050	091	Utility	MACRS 7	2023	050	Mid-States Division	Federal	091	1010	GENL Misc	V2003	50%	MACRS 7		0	0.01	0	0	0	0
050	091	Utility	MACRS 7	2023	050	Mid-States Division	State No E	091	1010	GENL Misc	V2003	50%	MACRS 7		0	0	0	0	0	0
050	091	Utility	MACRS 7	2023	050	Mid-States Division	Federal	091	1010	GENL Office 7	V2003	50%	MACRS 7		0	0.01	0	0	0	0
050	091	Utility	MACRS 7	2023	050	Mid-States Division	State No E	091	1010	GENL Office 7	V2003	50%	MACRS 7		0	0	0	0	0	0
050	091	Utility	MACRS 7	2023	050	Mid-States Division	Federal	091	1010	GENL Tools	V2003	50%	MACRS 7		0	0	0	0	0	0
050	091	Utility	MACRS 7	2023	050	Mid-States Division	State No E	091	1010	GENL Tools	V2003	50%	MACRS 7		0	0	0	0	0	0
050	093	Utility	NONE	2023	050	Mid-States Division	Federal	093	1010	DIST Land, Land Rights	V2003	50%	NONE		0.01	0.01	0	0	0	0
050	093	Utility	NONE	2023	050	Mid-States Division	State No E	093	1010	DIST Land, Land Rights	V2003	50%	NONE		0.01	0.01	0	0	0	0
050	093	Utility	NONE	2023	050	Mid-States Division	Federal	093	1010	DIST Land, Land Rights	V2003	50%	NONE		0.01	0.01	0	0	0	0
050	093	Utility	NONE	2023	050	Mid-States Division	State No E	093	1010	DIST Land, Land Rights	V2003	50%	NONE		0.01	0.01	0	0	0	0
050	093	Utility	MACRS 15	2023	050	Mid-States Division	Federal	093	1010	DIST Mains	V2003	50%	MACRS 15		56415.32	28401.87	28401.87	0	0	0
050	093	Utility	MACRS 15	2023	050	Mid-States Division	State No E	093	1010	DIST Mains	V2003	50%	MACRS 15		56415.32	56803.73	56803.73	0	0	0
050	093	Utility	MACRS 15	2023	050	Mid-States Division	Federal	093	1010	DIST Mains	V2003	50%	MACRS 15		33704.66	16968.35	16968.35	0	0	0
050	093	Utility	MACRS 15	2023	050	Mid-States Division	State No E	093	1010	DIST Mains	V2003	50%	MACRS 15		33704.66	33936.71	33936.71	0	0	0
050	093	Utility	MACRS 15	2023	050	Mid-States Division	Federal	093	1010	DIST Mains	V2003	50%	MACRS 15		33264.58	16746.8	16746.8	0	0	0
050	093	Utility	MACRS 15	2023	050	Mid-States Division	State No E	093	1010	DIST Mains	V2003	50%	MACRS 15		33264.58	33493.59	33493.59	0	0	0
050	093	Utility	MACRS 15	2023	050	Mid-States Division	Federal	093	1010	DIST Mains	V2003	50%	MACRS 15		11519.11	5799.19	5799.19	0	0	0
050	093	Utility	MACRS 15	2023	050	Mid-States Division	State No E	093	1010	DIST Mains	V2003	50%	MACRS 15		11519.11	11598.39	11598.39	0	0	0
050	093	Utility	MACRS 15	2023	050	Mid-States Division	Federal	093	1010	DIST Mains	V2003	50%	MACRS 15		3219.97	1621.07	1621.07	0	0	0
050	093	Utility	MACRS 15	2023	050	Mid-States Division	State No E	093	1010	DIST Mains	V2003	50%	MACRS 15		3219.97	3242.14	3242.14	0	0	0
050	093	Utility	MACRS 15	2023	050	Mid-States Division	Federal	093	1010	DIST Mains	V2003	50%	MACRS 15		1784.26	898.28	898.28	0	0	0
050	093	Utility	MACRS 15	2023	050	Mid-States Division	State No E	093	1010	DIST Mains	V2003	50%	MACRS 15		1784.26	1796.55	1796.55	0	0	0
050	093	Utility	MACRS 15	2023	050	Mid-States Division	Federal	093	1010	DIST Mains	V2003	50%	MACRS 15		1566.94	788.85	788.85	0	0	0
050	093	Utility	MACRS 15	2023	050	Mid-States Division	State No E	093	1010	DIST Mains	V2003	50%	MACRS 15		1566.94	1577.71	1577.71	0	0	0
050	093	Utility	MACRS 15	2023	050	Mid-States Division	Federal	093	1010	DIST Mains	V2003	50%	MACRS 15		840691.12	424634.9	424634.9	0	0	0
050	093	Utility	MACRS 15	2023	050	Mid-States Division	State No E	093	1010	DIST Mains	V2003	50%	MACRS 15		840691.12	849269.79	849269.79	0	0	0
050	093	Utility	MACRS 15	2023	050	Mid-States Division	Federal	093	1010	DIST Mains	V2003	50%	MACRS 15		0	0	0	0	0	0
050	093	Utility	MACRS 15	2023	050	Mid-States Division	State No E	093	1010	DIST Mains	V2003	50%	MACRS 15		0	0	0	0	0	0
050	093	Utility	MACRS 15	2023	050	Mid-States Division	Federal	093	1010	DIST Mains	V2003	50%	MACRS 15		0.03	0	0	0	0	0
050	093	Utility	MACRS 15	2023	050	Mid-States Division	State No E	093	1010	DIST Mains	V2003	50%	MACRS 15		0.03	0	0	0	0	0
050	093	Utility	MACRS 15	2023	050	Mid-States Division	Federal	093	1010	DIST Meas, Reg Sta	V2003	50%	MACRS 15		0.02	0	0	0	0	0
050	093	Utility	MACRS 15	2023	050	Mid-States Division	State No E	093	1010	DIST Meas, Reg Sta	V2003	50%	MACRS 15		0.02	0	0	0	0	0
050	093	Utility	MACRS 15	2023	050	Mid-States Division	Federal	093	1010	DIST Meas, Reg Sta	V2003	50%	MACRS 15		0.01	0	0	0	0	0
050	093	Utility	MACRS 15	2023	050	Mid-States Division	State No E	093	1010	DIST Meas, Reg Sta	V2003	50%	MACRS 15		0.01	0	0	0	0	0
050	093	Utility	MACRS 20	2023	050	Mid-States Division	Federal	093	1010	DIST Meas, Reg Sta (Ind)	V2003	50%	MACRS 20		28499.68	14249.84	13931.96	317.88	0	0
050	093	Utility	MACRS 20	2023	050	Mid-States Division	State No E	093	1010	DIST Meas, Reg Sta (Ind)	V2003	50%	MACRS 20		28499.68	28499.68	27863.88	635.8	0	0
050	093	Utility	MACRS 20	2023	050	Mid-States Division	Federal	093	1010	DIST Meters & Regs	V2003	50%	MACRS 20		0	0	0	0	0	0
050	093	Utility	MACRS 20	2023	050	Mid-States Division	State No E	093	1010	DIST Meters & Regs	V2003	50%	MACRS 20		0	0	0	0	0	0
050	093	Utility	MACRS 20	2023	050	Mid-States Division	Federal	093	1010	DIST Meters & Regs	V2003	50%	MACRS 20		2239.86	6704.52	6554.98	149.54	0	0
050	093	Utility	MACRS 20	2023	050	Mid-States Division	State No E	093	1010	DIST Meters & Regs	V2003	50%	MACRS 20		2239.86	13409.05	13109.9	299.15	0	0
050	093	Utility	MACRS 20	2023	050	Mid-States Division	Federal	093	1010	DIST Meters & Regs	V2003	50%	MACRS 20		395983.44	213943.89	209170.83	4773.06	0	0
050	093	Utility	MACRS 20	2023	050	Mid-States Division	State No E	093	1010	DIST Meters & Regs	V2003	50%	MACRS 20		395983.44	427887.78	418341.57	9546.21	0	0
050	093	Utility	MACRS 20	2023	050	Mid-States Division	Federal	093	1010	DIST Services	V2003	50%	MACRS 20		1096542.55	770641.76	753448.78	17192.98	0	0
050	093	Utility	MACRS 20	2023	050	Mid-States Division	State No E	093	1010	DIST Services	V2003	50%	MACRS 20		1096542.55	1541283.52	1506897.49	34386.03	0	0
050	093	Utility	MACRS 20	2023	050	Mid-States Division	Federal	093	1010	DIST Structures	V2003	50%	MACRS 20		0.02	0	0	0	0	0
050	093	Utility	MACRS 20	2023	050	Mid-States Division	State No E	093	1010	DIST Structures	V2003	50%	MACRS 20		0.02	0	0	0	0	0
050	093	Utility	MACRS 5	2023	050	Mid-States Division	Federal	093	1010	GENL Communication	V2003	50%	MACRS 5		0.01	-0.02	-0.02	0	0	0
050	093	Utility	MACRS 5	2023	050	Mid-States Division	State No E	093	1010	GENL Communication	V2003	50%	MACRS 5		0.01	0.01	0.01	0	0	0
050	093	Utility	SL 3	2023	050	Mid-States Division	Federal	093	1010	GENL Computers SW	V2003	50%	SL 3		0	0	0	0	0	0
050	093	Utility	SL 3	2023	050	Mid-States Division	State No E	093	1010	GENL Computers SW	V2003	50%	SL 3		0	0	0	0	0	0
050	093	Utility	MACRS 7	2023	050	Mid-States Division	Federal	093	1010	GENL Misc	V2003	50%	MACRS 7		0	3014.22	3014.22	0	0	0
050	093	Utility	MACRS 7	2023	050	Mid-States Division	State No E	093	1010	GENL Misc	V2003	50%	MACRS 7		0	6028.45	6028.45	0	0	0
050	093	Utility	MACRS 7	2023	050	Mid-States Division	Federal	093	1010	GENL Office 7	V2003	50%	MACRS 7		0	0.01	0.01	0	0	0
050	093	Utility	MACRS 7	2023	050	Mid-States Division	State No E	093	1010	GENL Office 7	V2003	50%	MACRS 7		0	0.01	0.01	0	0	0
050	093	Utility	MACRS 7	2023	050	Mid-States Division	Federal	093	1010	GENL Power Operated Equip	V2003	50%	MACRS 7		0	0.01	0.01	0	0	0
050	093	Utility	MACRS 7	2023	050	Mid-States Division	State No E	093	1010	GENL Power Operated Equip	V2003	50%	MACRS 7		0	0	0	0	0	0
050	093	Utility	MACRS 7	2023	050	Mid-States Division	Federal	093	1010	GENL Power Operated Equip	V2003	50%	MACRS 7		0	0	0	0	0	0
050	093	Utility	MACRS 7	2023	050	Mid-States Division	State No E	093	1010	GENL Power Operated Equip	V2003	50%	MACRS 7		0	0	0	0	0	0
050	093	Utility	MACRS 39	2023	050	Mid-States Division	Federal	093	1010	GENL Structures	V2003	50%	MACRS 39 NOV	37834	2902.76	5312.65	2707.33	136.22	0	0
050	093	Utility	MACRS 39	2023	050	Mid-States Division	State No E	093	1010	GENL Structures	V2003	50%	MACRS 39 NOV	37834	2902.76	5312.65	2707.33	136.22	0	0
050	093	Utility	MACRS 39	2023	050	Mid-States Division	Federal	093	1010	GENL Structures	V2003	50%	MACRS 39 DEC	37865	7093.39	12982.37	6588.04	332.87	0	0
050	093	Utility	MACRS 39	2023	050	Mid-States Division	State No E	093	1010	GENL Structures	V2003	50%	MACRS 39 DEC	37865	7093.39	12982.37	6588.04	332.87	0	0
050	093	Utility	MACRS 39	2023	050	Mid-States Division	Federal	093	1010	GENL Structures	V2003	50%	MACRS 39 DEC	9/1/2003 0:00	0.01	0.01	0	0	0	0
050	093	Utility	MACRS 39	2023	050	Mid-States Division	State No E	093	1010	GENL Structures	V2003	50%	MACRS 39 DEC	9/1/2003 0:00	0.01	0.01	0	0	0	0
050	093	Utility	MACRS 7	2023	050	Mid-States Division	Federal	093	1010	GENL Tools	V2003	50%	MACRS 7		0	13.43	13.43	0	0	0

050	093	Utility	MACRS 7	2023	050 Mid-States Division	State No E	093 1010 GENL Tools	V2003 50%	MACRS 7			0	26.89	26.89	0	0	0
050	095	Utility	MACRS 15	2023	050 Mid-States Division	Federal	095 1010 DIST Mains	V2003 50%	MACRS 15			0	1791.71	1791.71	0	0	0
050	095	Utility	MACRS 15	2023	050 Mid-States Division	State No E	095 1010 DIST Mains	V2003 50%	MACRS 15			0	1791.71	1791.71	0	0	0
050	095	Utility	MACRS 15	2023	050 Mid-States Division	Federal	095 1010 DIST Meas, Reg Sta	V2003 50%	MACRS 15			0.01	0	0	0	0	0
050	095	Utility	MACRS 15	2023	050 Mid-States Division	State No E	095 1010 DIST Meas, Reg Sta	V2003 50%	MACRS 15			0.01	0	0	0	0	0
050	095	Utility	MACRS 15	2023	050 Mid-States Division	Federal	095 1010 DIST Meas, Reg Sta	V2003 50%	MACRS 15			0.01	0	0	0	0	0
050	095	Utility	MACRS 15	2023	050 Mid-States Division	State No E	095 1010 DIST Meas, Reg Sta	V2003 50%	MACRS 15			0.01	0	0	0	0	0
050	095	Utility	MACRS 20	2023	050 Mid-States Division	Federal	095 1010 DIST Meas, Reg Sta (Ind)	V2003 50%	MACRS 20			0.01	0	0	0	0	0
050	095	Utility	MACRS 20	2023	050 Mid-States Division	State No E	095 1010 DIST Meas, Reg Sta (Ind)	V2003 50%	MACRS 20			0.01	0	0	0	0	0
050	095	Utility	MACRS 20	2023	050 Mid-States Division	Federal	095 1010 DIST Meters & Regs	V2003 50%	MACRS 20			0	0	0	0	0	0
050	095	Utility	MACRS 20	2023	050 Mid-States Division	State No E	095 1010 DIST Meters & Regs	V2003 50%	MACRS 20			0	0	0	0	0	0
050	095	Utility	MACRS 20	2023	050 Mid-States Division	Federal	095 1010 DIST Meters & Regs	V2003 50%	MACRS 20			0	0	0	0	0	0
050	095	Utility	MACRS 20	2023	050 Mid-States Division	State No E	095 1010 DIST Meters & Regs	V2003 50%	MACRS 20			0	0	0	0	0	0
050	095	Utility	MACRS 20	2023	050 Mid-States Division	Federal	095 1010 DIST Structures	V2003 50%	MACRS 20			0	0	0	0	0	0
050	095	Utility	MACRS 20	2023	050 Mid-States Division	State No E	095 1010 DIST Structures	V2003 50%	MACRS 20			0	0	0	0	0	0
050	095	Utility	MACRS 7	2023	050 Mid-States Division	Federal	095 1010 GENL Misc	V2003 50%	MACRS 7			0	0.01	0	0	0	0
050	095	Utility	MACRS 7	2023	050 Mid-States Division	State No E	095 1010 GENL Misc	V2003 50%	MACRS 7			0	0	0	0	0	0
050	095	Utility	MACRS 7	2023	050 Mid-States Division	Federal	095 1010 GENL Power Operated Equip	V2003 50%	MACRS 7			0	0.01	0	0	0	0
050	095	Utility	MACRS 7	2023	050 Mid-States Division	State No E	095 1010 GENL Power Operated Equip	V2003 50%	MACRS 7			0	0	0	0	0	0
050	095	Utility	MACRS 39	2023	050 Mid-States Division	Federal	095 1010 GENL Structures	V2003 50%	MACRS 39 SEP	37773		0.01	0.01	0	0	0	0
050	095	Utility	MACRS 39	2023	050 Mid-States Division	State No E	095 1010 GENL Structures	V2003 50%	MACRS 39 SEP	37773		0.01	0.01	0	0	0	0
050	095	Utility	MACRS 7	2023	050 Mid-States Division	Federal	095 1010 GENL Tools	V2003 50%	MACRS 7			0	0.01	0	0	0	0
050	095	Utility	MACRS 7	2023	050 Mid-States Division	State No E	095 1010 GENL Tools	V2003 50%	MACRS 7			0	0	0	0	0	0
050	096	Utility	MACRS 15	2023	050 Mid-States Division	Federal	096 1010 DIST Mains	V2003 50%	MACRS 15			161235.6	93684.28	93684.28	0	0	0
050	096	Utility	MACRS 15	2023	050 Mid-States Division	State No E	096 1010 DIST Mains	V2003 50%	MACRS 15			161235.6	187368.57	187368.57	0	0	0
050	096	Utility	MACRS 15	2023	050 Mid-States Division	Federal	096 1010 DIST Mains	V2003 50%	MACRS 15			6745.93	3919.66	3919.66	0	0	0
050	096	Utility	MACRS 15	2023	050 Mid-States Division	State No E	096 1010 DIST Mains	V2003 50%	MACRS 15			6745.93	7839.32	7839.32	0	0	0
050	096	Utility	MACRS 15	2023	050 Mid-States Division	Federal	096 1010 DIST Mains	V2003 50%	MACRS 15			66.22	38.47	38.47	0	0	0
050	096	Utility	MACRS 15	2023	050 Mid-States Division	State No E	096 1010 DIST Mains	V2003 50%	MACRS 15			66.22	76.93	76.93	0	0	0
050	096	Utility	MACRS 15	2023	050 Mid-States Division	Federal	096 1010 DIST Mains	V2003 50%	MACRS 15			41.24	23.96	23.96	0	0	0
050	096	Utility	MACRS 15	2023	050 Mid-States Division	State No E	096 1010 DIST Mains	V2003 50%	MACRS 15			41.24	47.92	47.92	0	0	0
050	096	Utility	MACRS 15	2023	050 Mid-States Division	Federal	096 1010 DIST Mains	V2003 50%	MACRS 15			90.91	52.83	52.83	0	0	0
050	096	Utility	MACRS 15	2023	050 Mid-States Division	State No E	096 1010 DIST Mains	V2003 50%	MACRS 15			90.91	105.66	105.66	0	0	0
050	096	Utility	MACRS 15	2023	050 Mid-States Division	Federal	096 1010 DIST Mains	V2003 50%	MACRS 15			0.02	0	0	0	0	0
050	096	Utility	MACRS 15	2023	050 Mid-States Division	State No E	096 1010 DIST Mains	V2003 50%	MACRS 15			0.02	0	0	0	0	0
050	096	Utility	MACRS 15	2023	050 Mid-States Division	Federal	096 1010 DIST Mains	V2003 50%	MACRS 15			0	0	0	0	0	0
050	096	Utility	MACRS 15	2023	050 Mid-States Division	State No E	096 1010 DIST Mains	V2003 50%	MACRS 15			0	0	0	0	0	0
050	096	Utility	MACRS 15	2023	050 Mid-States Division	Federal	096 1010 DIST Mains	V2003 50%	MACRS 15			67086.17	34017.25	34017.25	0	0	0
050	096	Utility	MACRS 15	2023	050 Mid-States Division	State No E	096 1010 DIST Mains	V2003 50%	MACRS 15			67086.17	68034.49	68034.49	0	0	0
050	096	Utility	MACRS 15	2023	050 Mid-States Division	Federal	096 1010 DIST Meas, Reg Sta	V2003 50%	MACRS 15			5013.46	2365.32	2365.32	0	0	0
050	096	Utility	MACRS 15	2023	050 Mid-States Division	State No E	096 1010 DIST Meas, Reg Sta	V2003 50%	MACRS 15			5013.46	4730.62	4730.62	0	0	0
050	096	Utility	MACRS 15	2023	050 Mid-States Division	Federal	096 1010 DIST Meas, Reg Sta	V2003 50%	MACRS 15			0.01	0	0	0	0	0
050	096	Utility	MACRS 15	2023	050 Mid-States Division	State No E	096 1010 DIST Meas, Reg Sta	V2003 50%	MACRS 15			0.01	0	0	0	0	0
050	096	Utility	MACRS 20	2023	050 Mid-States Division	Federal	096 1010 DIST Meas, Reg Sta (Ind)	V2003 50%	MACRS 20			835.11	374.98	366.62	8.36	0	0
050	096	Utility	MACRS 20	2023	050 Mid-States Division	State No E	096 1010 DIST Meas, Reg Sta (Ind)	V2003 50%	MACRS 20			835.11	749.95	733.21	16.74	0	0
050	096	Utility	MACRS 20	2023	050 Mid-States Division	Federal	096 1010 DIST Meters & Regs	V2003 50%	MACRS 20			0.01	0	0	0	0	0
050	096	Utility	MACRS 20	2023	050 Mid-States Division	State No E	096 1010 DIST Meters & Regs	V2003 50%	MACRS 20			0.01	0	0	0	0	0
050	096	Utility	MACRS 20	2023	050 Mid-States Division	Federal	096 1010 DIST Meters & Regs	V2003 50%	MACRS 20			136139.54	66239.02	64761.23	1477.79	0	0
050	096	Utility	MACRS 20	2023	050 Mid-States Division	State No E	096 1010 DIST Meters & Regs	V2003 50%	MACRS 20			136139.54	132478.04	129522.49	2955.55	0	0
050	096	Utility	MACRS 20	2023	050 Mid-States Division	Federal	096 1010 DIST Meters & Regs	V2003 50%	MACRS 20			0.01	0	0	0	0	0
050	096	Utility	MACRS 20	2023	050 Mid-States Division	State No E	096 1010 DIST Meters & Regs	V2003 50%	MACRS 20			0.01	0	0	0	0	0
050	096	Utility	MACRS 20	2023	050 Mid-States Division	Federal	096 1010 DIST Services	V2003 50%	MACRS 20			121567.91	100480.87	98239.13	2241.74	0	0
050	096	Utility	MACRS 20	2023	050 Mid-States Division	State No E	096 1010 DIST Services	V2003 50%	MACRS 20			121567.91	200961.73	196478.25	4483.48	0	0
050	096	Utility	MACRS 20	2023	050 Mid-States Division	Federal	096 1010 DIST Structures	V2003 50%	MACRS 20			0	0	0	0	0	0
050	096	Utility	MACRS 20	2023	050 Mid-States Division	State No E	096 1010 DIST Structures	V2003 50%	MACRS 20			0	0	0	0	0	0
050	096	Utility	MACRS 5	2023	050 Mid-States Division	Federal	096 1010 GENL Computers HW	V2003 50%	MACRS 5			0	0	0	0	0	0
050	096	Utility	MACRS 5	2023	050 Mid-States Division	State No E	096 1010 GENL Computers HW	V2003 50%	MACRS 5			0	0	0	0	0	0
050	096	Utility	MACRS 7	2023	050 Mid-States Division	Federal	096 1010 GENL Misc	V2003 50%	MACRS 7			0.01	0.01	0	0	0	0
050	096	Utility	MACRS 7	2023	050 Mid-States Division	State No E	096 1010 GENL Misc	V2003 50%	MACRS 7			0.01	0.01	0	0	0	0
050	096	Utility	MACRS 7	2023	050 Mid-States Division	Federal	096 1010 GENL Office 7	V2003 50%	MACRS 7			0.02	0.01	0	0	0	0
050	096	Utility	MACRS 7	2023	050 Mid-States Division	State No E	096 1010 GENL Office 7	V2003 50%	MACRS 7			0.02	0.02	0	0	0	-0.02
050	096	Utility	MACRS 7	2023	050 Mid-States Division	Federal	096 1010 GENL Power Operated Equip	V2003 50%	MACRS 7			0	0	0	0	0	0
050	096	Utility	MACRS 7	2023	050 Mid-States Division	State No E	096 1010 GENL Power Operated Equip	V2003 50%	MACRS 7			0	0	0	0	0	0
050	096	Utility	MACRS 7	2023	050 Mid-States Division	Federal	096 1010 GENL Power Operated Equip	V2003 50%	MACRS 7			0	0.01	0	0	0	0
050	096	Utility	MACRS 7	2023	050 Mid-States Division	State No E	096 1010 GENL Power Operated Equip	V2003 50%	MACRS 7			0	0	0	0	0	0
050	096	Utility	MACRS 39	2023	050 Mid-States Division	Federal	096 1010 GENL Structures	V2003 50%	MACRS 39 SEP	37773		0.01	0.01	0	0	0	0
050	096	Utility	MACRS 39	2023	050 Mid-States Division	State No E	096 1010 GENL Structures	V2003 50%	MACRS 39 SEP	37773		0.01	0.01	0	0	0	0
050	096	Utility	MACRS 7	2023	050 Mid-States Division	Federal	096 1010 GENL Tools	V2003 50%	MACRS 7			0	0.01	0	0	0	0
050	096	Utility	MACRS 7	2023	050 Mid-States Division	State No E	096 1010 GENL Tools	V2003 50%	MACRS 7			0	0	0	0	0	0
050	009	Utility	NONE	2023	050 Mid-States Division	Federal	009 1010 DIST Land, Land Rights	V2003 NQ	NONE			0	0	0	0	0	0
050	009	Utility	NONE	2023	050 Mid-States Division	Federal	009 1010 DIST Land, Land Rights	V2003 NQ	NONE			0	-0.04	0	0	0	0
050	009	Utility	NONE	2023	050 Mid-States Division	Federal	009 1010 DIST Land, Land Rights	V2003 NQ	NONE			0	0.02	0	0	0	0
050	009	Utility	NONE	2023	050 Mid-States Division	Federal	009 1010 DIST Land, Land Rights	V2003 NQ	NONE			18148	16754.17	0	0	0	0
050	009	Utility	NONE	2023	050 Mid-States Division	Federal	009 1010 DIST Land, Land Rights	V2003 NQ	NONE			0	0	0	0	0	0
050	009	Utility	NONE	2023	050 Mid-States Division	Federal	009 1010 DIST Land, Land Rights	V2003 NQ	NONE			28204.07	26036.11	0	0	0	0
050	009	Utility	MACRS 15	2023	050 Mid-States Division	Federal	009 1010 DIST Mains	V2003 NQ	MACRS 15			0	0	0	0	0	0
050	009	Utility	MACRS 15	2023	050 Mid-States Division	Federal	009 1010 DIST Mains	V2003 NQ	MACRS 15			0	0	0	0	0	0
050	009	Utility	MACRS 15	2023	050 Mid-States Division	Federal	009 1010 DIST Mains	V2003 NQ	MACRS 15			112186.67	269404.68	269404.68	0	0	0
050	009	Utility	MACRS 15	2023	050 Mid-States Division	Federal	009 1010 DIST Mains	V2003 NQ	MACRS 15			0	0	0	0	0	0
050	009	Utility	MACRS 15	2023	050 Mid-States Division	Federal	009 1010 DIST Mains	V2003 NQ	MACRS 15			26564.7	45220.28	45220.28	0	0	0
050	009	Utility	MACRS 15	2023	050 Mid-States Division	Federal	009 1010 DIST Mains	V2003 NQ	MACRS 15			0	0	0	0	0	0
050	009	Utility	MACRS 15	2023	050 Mid-States Division	Federal	009 1010 DIST Mains	V2003 NQ	MACRS 15			0	0	0	0	0	0
050	009	Utility	MACRS 15	2023	050 Mid-States Division	Federal	009 1010 DIST Mains	V2003 NQ	MACRS 15			-238751.44	-219910.79	-219910.79	0	0	0
050	009	Utility	MACRS 15	2023	050 Mid-States Division	Federal	009 1010 DIST Mains	V2003 NQ	MACRS 15			0	0	0	0	0	0
050	009	Utility	MACRS 15	2023	050 Mid-States Division	Federal	009 1010 DIST Mains	V2003 NQ	MACRS 15			0	0	0	0	0	0
050	009	Utility	MACRS 15	2023	050 Mid-States Division	Federal	009 1010 DIST Mains	V2003 NQ	MACRS 15			0	0	0	0	0	0
050	009	Utility	MACRS 15	2023	050 Mid-States Division	Federal	009 1010 DIST Mains	V2003 NQ	MACRS 15			0	0	0	0	0	0
050	009	Utility	MACRS 15	2023	050 Mid-States Division	Federal	009 1010 DIST Mains	V2003 NQ	MACRS 15			0	0	0	0	0	0
050	009	Utility	MACRS 15	2023	050 Mid-States Division	Federal	009 1010 DIST Mains	V2003 NQ	MACRS 15			0	0	0	0	0	0
050	009	Utility	MACRS 15	2023	050 Mid-States Division	Federal	009 1010 DIST Mains	V2003 NQ	MACRS 15			0	0	0	0	0	0
050	009	Utility	MACRS 15	2023	050 Mid-States Division	Federal	009 1010 DIST Mains	V2003 NQ	MACRS 15			0	0	0	0	0	0
050	009	Utility	MACRS 15	2023	050 Mid-States Division	Federal	009 1010 DIST Mains	V2003 NQ	MACRS 15			0	0	0	0	0	0

050	009	Utility	MACRS 15	2023	050 Mid-States Division	Federal	009 1010 DIST Meas, Reg Sta	V2003 NQ	MACRS 15		0	0	0	0	0	0
050	009	Utility	MACRS 15	2023	050 Mid-States Division	Federal	009 1010 DIST Meas, Reg Sta	V2003 NQ	MACRS 15		3044.7	2832.26	2832.26	0	0	0
050	009	Utility	MACRS 15	2023	050 Mid-States Division	Federal	009 1010 DIST Meas, Reg Sta	V2003 NQ	MACRS 15		0	0	0	0	0	0
050	009	Utility	MACRS 15	2023	050 Mid-States Division	Federal	009 1010 DIST Meas, Reg Sta	V2003 NQ	MACRS 15		0	0	0	0	0	0
050	009	Utility	MACRS 15	2023	050 Mid-States Division	Federal	009 1010 DIST Meas, Reg Sta	V2003 NQ	MACRS 15		0	0	0	0	0	0
050	009	Utility	MACRS 15	2023	050 Mid-States Division	Federal	009 1010 DIST Meas, Reg Sta	V2003 NQ	MACRS 15		14300.76	13353.59	13353.59	0	0	0
050	009	Utility	MACRS 20	2023	050 Mid-States Division	Federal	009 1010 DIST Meas, Reg Sta (Ind)	V2003 NQ	MACRS 20		0	0	0	0	0	0
050	009	Utility	MACRS 20	2023	050 Mid-States Division	Federal	009 1010 DIST Meas, Reg Sta (Ind)	V2003 NQ	MACRS 20		34261.05	31757.27	31048.76	708.51	0	0
050	009	Utility	MACRS 20	2023	050 Mid-States Division	Federal	009 1010 DIST Meters & Regs	V2003 NQ	MACRS 20		0	0	0	0	0	0
050	009	Utility	MACRS 15	2023	050 Mid-States Division	Federal	009 1010 DIST Meters & Regs	V2003 NQ	MACRS 15		0	0	0	0	0	0
050	009	Utility	MACRS 20	2023	050 Mid-States Division	Federal	009 1010 DIST Meters & Regs	V2003 NQ	MACRS 20		0	0	0	0	0	0
050	009	Utility	MACRS 20	2023	050 Mid-States Division	Federal	009 1010 DIST Meters & Regs	V2003 NQ	MACRS 20		0	0	0	0	0	0
050	009	Utility	MACRS 20	2023	050 Mid-States Division	Federal	009 1010 DIST Meters & Regs	V2003 NQ	MACRS 20		0	0	0	0	0	0
050	009	Utility	MACRS 20	2023	050 Mid-States Division	Federal	009 1010 DIST Meters & Regs	V2003 NQ	MACRS 20		0	0	0	0	0	0
050	009	Utility	MACRS 20	2023	050 Mid-States Division	Federal	009 1010 DIST Meters & Regs	V2003 NQ	MACRS 20		235375.79	277948.72	271747.66	6201.06	0	0
050	009	Utility	MACRS 20	2023	050 Mid-States Division	Federal	009 1010 DIST Meters & Regs	V2003 NQ	MACRS 20		0	0	0	0	0	0
050	009	Utility	MACRS 20	2023	050 Mid-States Division	Federal	009 1010 DIST Meters & Regs	V2003 NQ	MACRS 20		0	0	0	0	0	0
050	009	Utility	MACRS 20	2023	050 Mid-States Division	Federal	009 1010 DIST Meters & Regs	V2003 NQ	MACRS 20		0	0	0	0	0	0
050	009	Utility	MACRS 20	2023	050 Mid-States Division	Federal	009 1010 DIST Meters & Regs	V2003 NQ	MACRS 20		39930.73	70956.76	69373.7	1583.06	0	0
050	009	Utility	MACRS 20	2023	050 Mid-States Division	Federal	009 1010 DIST Meters & Regs	V2003 NQ	MACRS 20		0	0	0	0	0	0
050	009	Utility	MACRS 20	2023	050 Mid-States Division	Federal	009 1010 DIST Meters & Regs	V2003 NQ	MACRS 20		0	0	0	0	0	0
050	009	Utility	MACRS 20	2023	050 Mid-States Division	Federal	009 1010 DIST Services	V2003 NQ	MACRS 20		0	0	0	0	0	0
050	009	Utility	MACRS 20	2023	050 Mid-States Division	Federal	009 1010 DIST Services	V2003 NQ	MACRS 20		112800.68	127515.9	124671.01	2844.89	0	0
050	009	Utility	MACRS 20	2023	050 Mid-States Division	Federal	009 1010 DIST Services	V2003 NQ	MACRS 20		0	0	0	0	0	0
050	009	Utility	MACRS 20	2023	050 Mid-States Division	Federal	009 1010 DIST Services	V2003 NQ	MACRS 20		0	0	0	0	0	0
050	009	Utility	MACRS 20	2023	050 Mid-States Division	Federal	009 1010 DIST Services	V2003 NQ	MACRS 20		0	0	0	0	0	0
050	009	Utility	MACRS 20	2023	050 Mid-States Division	Federal	009 1010 DIST Services	V2003 NQ	MACRS 20		0	0	0	0	0	0
050	009	Utility	MACRS 20	2023	050 Mid-States Division	Federal	009 1010 DIST Structures	V2003 NQ	MACRS 20		0	0	0	0	0	0
050	009	Utility	MACRS 20	2023	050 Mid-States Division	Federal	009 1010 DIST Structures	V2003 NQ	MACRS 20		0	0	0	0	0	0
050	009	Utility	MACRS 20	2023	050 Mid-States Division	Federal	009 1010 DIST Structures	V2003 NQ	MACRS 20		18514.21	21402.81	20925.31	477.5	0	0
050	009	Utility	MACRS 5	2023	050 Mid-States Division	Federal	009 1010 GENL Communication	V2003 NQ	MACRS 5		0	0	0	0	0	0
050	009	Utility	AMT 5	2023	050 Mid-States Division	AMT	009 1010 GENL Communication	V2003 NQ	AMT 5		0	0	0	0	0	0
050	009	Utility	MACRS 5	2023	050 Mid-States Division	Federal	009 1010 GENL Communication	V2003 NQ	MACRS 5		0	0	0	0	0	0
050	009	Utility	AMT 5	2023	050 Mid-States Division	AMT	009 1010 GENL Communication	V2003 NQ	AMT 5		0	0	0	0	0	0
050	009	Utility	MACRS 5	2023	050 Mid-States Division	Federal	009 1010 GENL Computers HW	V2003 NQ	MACRS 5		0	0	0	0	0	0
050	009	Utility	AMT 5	2023	050 Mid-States Division	AMT	009 1010 GENL Computers HW	V2003 NQ	AMT 5		0	0	0	0	0	0
050	009	Utility	SL 3	2023	050 Mid-States Division	Federal	009 1010 GENL Computers SW	V2003 NQ	SL 3		0	0	0	0	0	0
050	009	Utility	NONE	2023	050 Mid-States Division	Federal	009 1010 GENL Land	V2003 NQ	NONE		28459.44	26590.43	0	0	0	0
050	009	Utility	NONE	2023	050 Mid-States Division	Federal	009 1010 GENL Land	V2003 NQ	NONE		0	0	0	0	0	0
050	009	Utility	MACRS 7	2023	050 Mid-States Division	Federal	009 1010 GENL Misc	V2003 NQ	MACRS 7		8737.4	8049.83	8049.83	0	0	0
050	009	Utility	AMT 7	2023	050 Mid-States Division	AMT	009 1010 GENL Misc	V2003 NQ	AMT 7		8737.4	8049.84	8049.84	0	0	0
050	009	Utility	MACRS 7	2023	050 Mid-States Division	Federal	009 1010 GENL Misc	V2003 NQ	MACRS 7		0	0	0	0	0	0
050	009	Utility	AMT 7	2023	050 Mid-States Division	AMT	009 1010 GENL Misc	V2003 NQ	AMT 7		0	0	0	0	0	0
050	009	Utility	MACRS 7	2023	050 Mid-States Division	Federal	009 1010 GENL Misc	V2003 NQ	MACRS 7		0	0	0	0	0	0
050	009	Utility	AMT 7	2023	050 Mid-States Division	AMT	009 1010 GENL Misc	V2003 NQ	AMT 7		0	0	0	0	0	0
050	009	Utility	MACRS 7	2023	050 Mid-States Division	Federal	009 1010 GENL Office 7	V2003 NQ	MACRS 7		0	0	0	0	0	0
050	009	Utility	AMT 7	2023	050 Mid-States Division	AMT	009 1010 GENL Office 7	V2003 NQ	AMT 7		0	0	0	0	0	0
050	009	Utility	MACRS 7	2023	050 Mid-States Division	Federal	009 1010 GENL Office 7	V2003 NQ	MACRS 7		0	0	0	0	0	0
050	009	Utility	AMT 7	2023	050 Mid-States Division	AMT	009 1010 GENL Office 7	V2003 NQ	AMT 7		0	0	0	0	0	0
050	009	Utility	MACRS 7	2023	050 Mid-States Division	Federal	009 1010 GENL Office 7	V2003 NQ	MACRS 7		372.33	346.43	346.43	0	0	0
050	009	Utility	AMT 7	2023	050 Mid-States Division	AMT	009 1010 GENL Office 7	V2003 NQ	AMT 7		372.33	346.43	346.43	0	0	0
050	009	Utility	MACRS 7	2023	050 Mid-States Division	Federal	009 1010 GENL Office 7	V2003 NQ	MACRS 7		0	0	0	0	0	0
050	009	Utility	AMT 7	2023	050 Mid-States Division	AMT	009 1010 GENL Office 7	V2003 NQ	AMT 7		0	0	0	0	0	0
050	009	Utility	MACRS 7	2023	050 Mid-States Division	Federal	009 1010 GENL Power Operated Equip	V2003 NQ	MACRS 7		0	0	0	0	0	0
050	009	Utility	AMT 7	2023	050 Mid-States Division	AMT	009 1010 GENL Power Operated Equip	V2003 NQ	AMT 7		0	0	0	0	0	0
050	009	Utility	MACRS 7	2023	050 Mid-States Division	Federal	009 1010 GENL Power Operated Equip	V2003 NQ	MACRS 7		0	0	0	0	0	0
050	009	Utility	AMT 7	2023	050 Mid-States Division	AMT	009 1010 GENL Power Operated Equip	V2003 NQ	AMT 7		0	0	0	0	0	0
050	009	Utility	MACRS 39	2023	050 Mid-States Division	Federal	009 1010 GENL Structures	V2003 NQ	MACRS 39 JUN	3/1/2003 0:00	0	0	0	0	0	0
050	009	Utility	MACRS 39	2023	050 Mid-States Division	Federal	009 1010 GENL Structures	V2003 NQ	MACRS 39 JUN	3/1/2003 0:00	0	0	0	0	0	0
050	009	Utility	MACRS 39	2023	050 Mid-States Division	Federal	009 1010 GENL Structures	V2003 NQ	MACRS 39 JUN	3/1/2003 0:00	539.3	485.89	240.36	12.46	0	0
050	009	Utility	MACRS 39	2023	050 Mid-States Division	Federal	009 1010 GENL Structures	V2003 NQ	MACRS 39 DEC	9/1/2003 0:00	0	0	0	0	0	0
050	009	Utility	MACRS 39	2023	050 Mid-States Division	Federal	009 1010 GENL Structures	V2003 NQ	MACRS 39 DEC	9/1/2003 0:00	0	0.01	0	0	0	0
050	009	Utility	MACRS 39	2023	050 Mid-States Division	Federal	009 1010 GENL Structures	V2003 NQ	MACRS 39 DEC	9/1/2003 0:00	0	0	0	0	0	0
050	009	Utility	MACRS 39	2023	050 Mid-States Division	Federal	009 1010 GENL Structures	V2003 NQ	MACRS 39 DEC	9/1/2003 0:00	0	0	0	0	0	0
050	009	Utility	MACRS 39	2023	050 Mid-States Division	Federal	009 1010 GENL Structures	V2003 NQ	MACRS 39 DEC	9/1/2003 0:00	12927.58	11647.27	5910.57	298.64	0	0
050	009	Utility	MACRS 39	2023	050 Mid-States Division	Federal	009 1010 GENL Structures	V2003 NQ	MACRS 39 JAN	10/1/2003 0:00	0	0	0	0	0	0
050	009	Utility	MACRS 39	2023	050 Mid-States Division	Federal	009 1010 GENL Structures	V2003 NQ	MACRS 39 JAN	10/1/2003 0:00	0	0	0	0	0	0
050	009	Utility	MACRS 39	2023	050 Mid-States Division	Federal	009 1010 GENL Structures	V2003 NQ	MACRS 39 FEB	11/1/2003 0:00	0	0	0	0	0	0
050	009	Utility	MACRS 39	2023	050 Mid-States Division	Federal	009 1010 GENL Structures	V2003 NQ	MACRS 39 MAR	12/1/2003 0:00	0	0	0	0	0	0
050	009	Utility	MACRS 39	2023	050 Mid-States Division	Federal	009 1010 GENL Structures	V2003 NQ	MACRS 39 MAR	12/1/2003 0:00	2452.75	2209.83	1107.25	56.66	0	0
050	009	Utility	MACRS 7	2023	050 Mid-States Division	Federal	009 1010 GENL Tools	V2003 NQ	MACRS 7		0	0	0	0	0	0
050	009	Utility	AMT 7	2023	050 Mid-States Division	AMT	009 1010 GENL Tools	V2003 NQ	AMT 7		0	0	0	0	0	0
050	009	Utility	MACRS 7	2023	050 Mid-States Division	Federal	009 1010 GENL Tools	V2003 NQ	MACRS 7		0	0.01	0.01	0	0	0
050	009	Utility	AMT 7	2023	050 Mid-States Division	AMT	009 1010 GENL Tools	V2003 NQ	AMT 7		0	0	0	0	0	0
050	009	Utility	MACRS 7	2023	050 Mid-States Division	Federal	009 1010 GENL Tools	V2003 NQ	MACRS 7		0	0	0	0	0	0
050	009	Utility	AMT 7	2023	050 Mid-States Division	AMT	009 1010 GENL Tools	V2003 NQ	AMT 7		0	0	0	0	0	0
050	009	Utility	MACRS 7	2023	050 Mid-States Division	Federal	009 1010 GENL Tools	V2003 NQ	MACRS 7		0	0	0	0	0	0
050	009	Utility	AMT 7	2023	050 Mid-States Division	AMT	009 1010 GENL Tools	V2003 NQ	AMT 7		0	0	0	0	0	0
050	009	Utility	MACRS 7	2023	050 Mid-States Division	Federal	009 1010 STOR Equipment	V2003 NQ	MACRS 7		0	0	0	0	0	0
050	009	Utility	AMT 7	2023	050 Mid-States Division	AMT	009 1010 STOR Equipment	V2003 NQ	AMT 7		0	0	0	0	0	0
050	009	Utility	NONE	2023	050 Mid-States Division	Federal	009 1010 TRAN Land, Land Rights	V2003 NQ	NONE		26790.73	24722.2	0	0	0	0
050	009	Utility	NONE	2023	050 Mid-States Division	Federal	009 1010 TRAN Land, Land Rights	V2003 NQ	NONE		0	0	0	0	0	0
050	009	Utility	MACRS 7	2023	050 Mid-States Division	Federal	009 1010 TRAN Mains	V2003 NQ	MACRS 7		2112.82	1949.55	1949.55	0	0	0
050	009	Utility	AMT 7	2023	050 Mid-States Division	AMT	009 1010 TRAN Mains	V2003 NQ	AMT 7		2112.82	1949.55	1949.55	0	0	0
050	009	Utility	MACRS 7	2023	050 Mid-States Division	Federal	009 1010 TRAN Mains	V2003 NQ	MACRS 7		0	0	0	0	0	0
050	009	Utility	AMT 7	2023	050 Mid-States Division	AMT	009 1010 TRAN Mains	V2003 NQ	AMT 7		0	0	0	0	0	0
050	009	Utility	MACRS 20	2023	050 Mid-States Division	Federal	009 TAXX ADJU IRS	V2003 NQ	MACRS 20		0	56541	-6446.41	62987.41	0	0
050	009	Utility	MACRS 20	2023	050 Mid-States Division	Federal	009 TAXX ADJU IRS	V2003 NQ	MACRS 20		0	0	0	0	0	0
050	009	Utility	MACRS 20	2023	050 Mid-States Division	Federal	009 TAXX ADJU IRS	V2003 NQ	MACRS 20		0	0	0	0	0	0
050	091	Utility	MACRS 5	2023	050 Mid-States Division	Federal	091 1010 GENL Computers HW	V2003 NQ	MACRS 5		0	-0.01	-0.01	0	0	0
050	091	Utility	AMT 5	2023	050 Mid-States Division	AMT	091 1010 GENL Computers HW	V2003 NQ	AMT 5		0	0	0	0	0	0
050	091	Utility	MACRS 5	2023	050 Mid-States Division	Federal	091 1010 GENL Computers HW	V2003 NQ	MACRS 5		0	0	0	0	0	0

050	091	Utility	AMT 5	2023	050 Mid-States Division	AMT	091 1010 GENL Computers HW	V2003 NQ	AMT 5			0	0	0	0	0	0
050	091	Utility	SL 3	2023	050 Mid-States Division	Federal	091 1010 GENL Computers SW	V2003 NQ	SL 3			0	0	0	0	0	0
050	091	Utility	SL 3	2023	050 Mid-States Division	Federal	091 1010 GENL Computers SW	V2003 NQ	SL 3			0	0	0	0	0	0
050	091	Utility	MACRS 7	2023	050 Mid-States Division	Federal	091 1010 GENL Misc	V2003 NQ	MACRS 7			0	0	0	0	0	0
050	091	Utility	AMT 7	2023	050 Mid-States Division	AMT	091 1010 GENL Misc	V2003 NQ	AMT 7			0	0	0	0	0	0
050	091	Utility	MACRS 7	2023	050 Mid-States Division	Federal	091 1010 GENL Office 7	V2003 NQ	MACRS 7			0	0	0	0	0	0
050	091	Utility	AMT 7	2023	050 Mid-States Division	AMT	091 1010 GENL Office 7	V2003 NQ	AMT 7			0	0	0	0	0	0
050	093	Utility	NONE	2023	050 Mid-States Division	Federal	093 1010 DIST Land, Land Rights	V2003 NQ	NONE			65940.91	65940.91	0	0	0	0
050	093	Utility	NONE	2023	050 Mid-States Division	Federal	093 1010 DIST Land, Land Rights	V2003 NQ	NONE			16707.54	16707.54	0	0	0	0
050	093	Utility	MACRS 15	2023	050 Mid-States Division	Federal	093 1010 DIST Mains	V2003 NQ	MACRS 15			-24398.68	-26351.47	-26351.47	0	0	0
050	093	Utility	MACRS 15	2023	050 Mid-States Division	Federal	093 1010 DIST Mains	V2003 NQ	MACRS 15			128170.28	130008.77	130008.77	0	0	0
050	093	Utility	MACRS 15	2023	050 Mid-States Division	Federal	093 1010 DIST Mains	V2003 NQ	MACRS 15			626656.33	633050.87	633050.87	0	0	0
050	093	Utility	MACRS 15	2023	050 Mid-States Division	Federal	093 1010 DIST Meas, Reg Sta	V2003 NQ	MACRS 15			32415.45	32415.45	32415.45	0	0	0
050	093	Utility	MACRS 15	2023	050 Mid-States Division	Federal	093 1010 DIST Meas, Reg Sta	V2003 NQ	MACRS 15			25476.26	25457.58	25457.58	0	0	0
050	093	Utility	MACRS 20	2023	050 Mid-States Division	Federal	093 1010 DIST Meas, Reg Sta (Ind)	V2003 NQ	MACRS 20			3640.71	3640.71	3559.48	81.23	0	0
050	093	Utility	MACRS 20	2023	050 Mid-States Division	Federal	093 1010 DIST Meters & Regs	V2003 NQ	MACRS 20			0	0	0	0	0	0
050	093	Utility	MACRS 20	2023	050 Mid-States Division	Federal	093 1010 DIST Meters & Regs	V2003 NQ	MACRS 20			165764.19	179119.78	175123.57	3996.21	0	0
050	093	Utility	MACRS 20	2023	050 Mid-States Division	Federal	093 1010 DIST Meters & Regs	V2003 NQ	MACRS 20			1453.35	8754.16	8503.65	250.51	0	0
050	093	Utility	MACRS 20	2023	050 Mid-States Division	Federal	093 1010 DIST Services	V2003 NQ	MACRS 20			23280.52	32723	31992.91	730.09	0	0
050	093	Utility	MACRS 20	2023	050 Mid-States Division	Federal	093 1010 DIST Structures	V2003 NQ	MACRS 20			276.48	276.48	270.31	6.17	0	0
050	093	Utility	MACRS 5	2023	050 Mid-States Division	Federal	093 1010 GENL Communication	V2003 NQ	MACRS 5			-0.01	-0.01	-0.01	0	0	0
050	093	Utility	AMT 5	2023	050 Mid-States Division	AMT	093 1010 GENL Communication	V2003 NQ	AMT 5			-0.01	-0.01	-0.01	0	0	0
050	093	Utility	MACRS 5	2023	050 Mid-States Division	Federal	093 1010 GENL Communication	V2003 NQ	MACRS 5			0	0	0	0	0	0
050	093	Utility	AMT 5	2023	050 Mid-States Division	AMT	093 1010 GENL Communication	V2003 NQ	AMT 5			0	0	0	0	0	0
050	093	Utility	MACRS 5	2023	050 Mid-States Division	Federal	093 1010 GENL Computers HW	V2003 NQ	MACRS 5			0	0	0	0	0	0
050	093	Utility	AMT 5	2023	050 Mid-States Division	AMT	093 1010 GENL Computers HW	V2003 NQ	AMT 5			0	0	0	0	0	0
050	093	Utility	MACRS 7	2023	050 Mid-States Division	Federal	093 1010 GENL Misc	V2003 NQ	MACRS 7			0	2285.65	2285.65	0	0	0
050	093	Utility	AMT 7	2023	050 Mid-States Division	AMT	093 1010 GENL Misc	V2003 NQ	AMT 7			0	2285.65	2285.65	0	0	0
050	093	Utility	MACRS 7	2023	050 Mid-States Division	Federal	093 1010 GENL Misc	V2003 NQ	MACRS 7			0	0	0	0	0	0
050	093	Utility	AMT 7	2023	050 Mid-States Division	AMT	093 1010 GENL Misc	V2003 NQ	AMT 7			0	0	0	0	0	0
050	093	Utility	MACRS 7	2023	050 Mid-States Division	Federal	093 1010 GENL Office 7	V2003 NQ	MACRS 7			0	0	0	0	0	0
050	093	Utility	AMT 7	2023	050 Mid-States Division	AMT	093 1010 GENL Office 7	V2003 NQ	AMT 7			0	0	0	0	0	0
050	093	Utility	MACRS 7	2023	050 Mid-States Division	Federal	093 1010 GENL Power Operated Equip	V2003 NQ	MACRS 7			0	1511.12	1511.12	0	0	0
050	093	Utility	AMT 7	2023	050 Mid-States Division	AMT	093 1010 GENL Power Operated Equip	V2003 NQ	AMT 7			0	1511.12	1511.12	0	0	0
050	093	Utility	MACRS 39	2023	050 Mid-States Division	Federal	093 1010 GENL Structures	V2003 NQ	MACRS 39 DEC	9/1/2003 0:00		4885.71	9055.86	4419.48	232.19	0	0
050	093	Utility	MACRS 7	2023	050 Mid-States Division	Federal	093 1010 GENL Tools	V2003 NQ	MACRS 7			0	87.42	87.42	0	0	0
050	093	Utility	AMT 7	2023	050 Mid-States Division	AMT	093 1010 GENL Tools	V2003 NQ	AMT 7			0	87.42	87.42	0	0	0
050	095	Utility	NONE	2023	050 Mid-States Division	Federal	095 1010 STOR Structures	V2003 NQ	NONE			-2213.3	-2017.11	0	0	0	0
050	096	Utility	MACRS 15	2023	050 Mid-States Division	Federal	096 1010 DIST Mains	V2003 NQ	MACRS 15			0	0	0	0	0	0
050	096	Utility	MACRS 15	2023	050 Mid-States Division	Federal	096 1010 DIST Mains	V2003 NQ	MACRS 15			3146.44	3656.42	3656.42	0	0	0
050	096	Utility	MACRS 15	2023	050 Mid-States Division	Federal	096 1010 DIST Mains	V2003 NQ	MACRS 15			113.11	131.44	131.44	0	0	0
050	096	Utility	MACRS 15	2023	050 Mid-States Division	Federal	096 1010 DIST Mains	V2003 NQ	MACRS 15			62220.69	63100.1	63100.1	0	0	0
050	096	Utility	MACRS 15	2023	050 Mid-States Division	Federal	096 1010 DIST Mains	V2003 NQ	MACRS 15			304501.38	307932.08	307932.08	0	0	0
050	096	Utility	MACRS 15	2023	050 Mid-States Division	Federal	096 1010 DIST Meas, Reg Sta	V2003 NQ	MACRS 15			383260.98	253968.03	253968.03	0	0	0
050	096	Utility	MACRS 20	2023	050 Mid-States Division	Federal	096 1010 DIST Meters & Regs	V2003 NQ	MACRS 20			120.32	724.5	708.34	16.16	0	0
050	096	Utility	MACRS 20	2023	050 Mid-States Division	Federal	096 1010 DIST Meters & Regs	V2003 NQ	MACRS 20			61370.68	59143.79	58205.75	938.04	0	0
050	096	Utility	MACRS 20	2023	050 Mid-States Division	Federal	096 1010 DIST Services	V2003 NQ	MACRS 20			31437.41	51957.35	50798.22	1159.13	0	0
050	096	Utility	MACRS 5	2023	050 Mid-States Division	Federal	096 1010 GENL Communication	V2003 NQ	MACRS 5			0	0	0	0	0	0
050	096	Utility	AMT 5	2023	050 Mid-States Division	AMT	096 1010 GENL Communication	V2003 NQ	AMT 5			0	0	0	0	0	0
050	096	Utility	MACRS 7	2023	050 Mid-States Division	Federal	096 1010 GENL Misc	V2003 NQ	MACRS 7			0	159.8	159.8	0	0	0
050	096	Utility	AMT 7	2023	050 Mid-States Division	AMT	096 1010 GENL Misc	V2003 NQ	AMT 7			0	159.81	159.81	0	0	0
050	096	Utility	MACRS 7	2023	050 Mid-States Division	Federal	096 1010 GENL Office 7	V2003 NQ	MACRS 7			-3115.49	-3054.14	-3054.14	0	0	0
050	096	Utility	AMT 7	2023	050 Mid-States Division	AMT	096 1010 GENL Office 7	V2003 NQ	AMT 7			-3115.49	-3054.14	-3054.14	0	0	0
050	096	Utility	MACRS 7	2023	050 Mid-States Division	Federal	096 1010 GENL Power Operated Equip	V2003 NQ	MACRS 7			0	0	0	0	0	0
050	096	Utility	AMT 7	2023	050 Mid-States Division	AMT	096 1010 GENL Power Operated Equip	V2003 NQ	AMT 7			0	0	0	0	0	0
050	096	Utility	MACRS 15	2023	050 Mid-States Division	Federal	096 1010 GENL Power Operated Equip	V2003 NQ	MACRS 15			14911	14911	14911	0	0	0
050	096	Utility	MACRS 39	2023	050 Mid-States Division	Federal	096 1010 GENL Structures	V2003 NQ	MACRS 39 DEC		37865	6319.57	6395.98	3245.65	163.99	0	0
050	009	Utility	MACRS 15	2023	050 Mid-States Division	Federal	009 1010 DIST Mains	V2004 30%	MACRS 15			0	0	0	0	0	0
050	009	Utility	MACRS 15	2023	050 Mid-States Division	State No E	009 1010 DIST Mains	V2004 30%	MACRS 15			0	0	0	0	0	0
050	009	Utility	MACRS 15	2023	050 Mid-States Division	Federal	009 1010 DIST Mains	V2004 30%	MACRS 15			0	0	0	0	0	0
050	009	Utility	MACRS 15	2023	050 Mid-States Division	State No E	009 1010 DIST Mains	V2004 30%	MACRS 15			0	0	0	0	0	0
050	009	Utility	MACRS 15	2023	050 Mid-States Division	Federal	009 1010 DIST Mains	V2004 30%	MACRS 15			0	0	0	0	0	0
050	009	Utility	MACRS 15	2023	050 Mid-States Division	State No E	009 1010 DIST Mains	V2004 30%	MACRS 15			0	0	0	0	0	0
050	009	Utility	MACRS 15	2023	050 Mid-States Division	Federal	009 1010 DIST Mains	V2004 30%	MACRS 15			163559	145803.88	145803.88	0	0	0
050	009	Utility	MACRS 15	2023	050 Mid-States Division	State No E	009 1010 DIST Mains	V2004 30%	MACRS 15			163559	208291.26	208291.26	0	0	0
050	009	Utility	MACRS 15	2023	050 Mid-States Division	Federal	009 1010 DIST Mains	V2004 30%	MACRS 15			136113.1	107837.72	107837.72	0	0	0
050	009	Utility	MACRS 15	2023	050 Mid-States Division	State No E	009 1010 DIST Mains	V2004 30%	MACRS 15			136113.1	154053.89	154053.89	0	0	0
050	009	Utility	MACRS 15	2023	050 Mid-States Division	Federal	009 1010 DIST Mains	V2004 30%	MACRS 15			3347.26	2738.14	2738.14	0	0	0
050	009	Utility	MACRS 15	2023	050 Mid-States Division	State No E	009 1010 DIST Mains	V2004 30%	MACRS 15			3347.26	3911.63	3911.63	0	0	0
050	009	Utility	MACRS 20	2023	050 Mid-States Division	Federal	009 1010 DIST Meters & Regs	V2004 30%	MACRS 20			88701.32	76697.29	71564.71	3421.47	0	0
050	009	Utility	MACRS 20	2023	050 Mid-States Division	State No E	009 1010 DIST Meters & Regs	V2004 30%	MACRS 20			88701.32	109567.56	102235.28	4887.81	0	0
050	009	Utility	MACRS 20	2023	050 Mid-States Division	Federal	009 1010 DIST Services	V2004 30%	MACRS 20			0	0	0	0	0	0
050	009	Utility	MACRS 20	2023	050 Mid-States Division	State No E	009 1010 DIST Services	V2004 30%	MACRS 20			0	0	0	0	0	0
050	009	Utility	MACRS 20	2023	050 Mid-States Division	Federal	009 1010 DIST Services	V2004 30%	MACRS 20			63958.54	53530.48	49948.21	2387.99	0	0
050	009	Utility	MACRS 20	2023	050 Mid-States Division	State No E	009 1010 DIST Services	V2004 30%	MACRS 20			63958.54	76472.11	71354.61	3411.42	0	0
050	009	Utility	MACRS 20	2023	050 Mid-States Division	Federal	009 1010 DIST Structures	V2004 30%	MACRS 20			9860.04	10796.32	10073.8	481.62	0	0
050	009	Utility	MACRS 20	2023	050 Mid-States Division	State No E	009 1010 DIST Structures	V2004 30%	MACRS 20			9860.04	15423.31	14391.16	688.03	0	0
050	009	Utility	SL 3	2023	050 Mid-States Division	Federal	009 1010 GENL Computers SW	V2004 30%	SL 3			0	0	0	0	0	0
050	009	Utility	SL 3	2023	050 Mid-States Division	State No E	009 1010 GENL Computers SW	V2004 30%	SL 3			0	0	0	0	0	0
050	009	Utility	SL 3	2023	050 Mid-States Division	Federal	009 1010 GENL Computers SW	V2004 30%	SL 3			0	0	0	0	0	0
050	009	Utility	SL 3	2023	050 Mid-States Division	State No E	009 1010 GENL Computers SW	V2004 30%	SL 3			0	0	0	0	0	0
050	009	Utility	MACRS 7	2023	050 Mid-States Division	Federal	009 1010 TRAN Mains	V2004 30%	MACRS 7			0	0	0	0	0	0
050	009	Utility	MACRS 7	2023	050 Mid-States Division	State No E	009 1010 TRAN Mains	V2004 30%	MACRS 7			0	0	0	0	0	0
050	009	Utility	MACRS 7	2023	050 Mid-States Division	Federal	009 1010 TRAN Meas, Reg Sta Equip	V2004 30%	MACRS 7			0	0	0	0	0	0
050	009	Utility	MACRS 7	2023	050 Mid-States Division	State No E	009 1010 TRAN Meas, Reg Sta Equip	V2004 30%	MACRS 7			0	0	0	0	0	0
050	093	Utility	MACRS 15	2023	050 Mid-States Division	Federal	093 1010 DIST Mains	V2004 30%	MACRS 15			152371.03	109637.16	109637.16	0	0	0
050	093	Utility	MACRS 15	2023	050 Mid-States Division	State No E	093 1010 DIST Mains	V2004 30%	MACRS 15			152371.03	156624.51	156624.51	0	0	0
050	093	Utility	MACRS 15	2023	050 Mid-States Division	Federal	093 1010 DIST Mains	V2004 30%	MACRS 15			548853.88	394305.43	394305.43	0	0	0
050	093	Utility	MACRS 15	2023	050 Mid-States Division	State No E	093 1010 DIST Mains	V2004 30%	MACRS 15			548853.88	563293.47	563293.47	0	0	0
050	093	Utility	MACRS 15	2023	050 Mid-States Division	Federal	093 1010 DIST Meas, Reg Sta	V2004 30%	MACRS 15			27689.29	19635.08	19635.08	0	0	0
050	093	Utility	MACRS 15	2023	050 Mid-States Division	State No E	093 1010 DIST Meas, Reg Sta	V2004 30%	MACRS 15			27689.29	28050.12	28050.12	0	0	0
050	093	Utility	MACRS 20	2023	050 Mid-States Division	Federal	093 1010 DIST Meters & Regs	V2004 30%	MACRS 20			14183.58	10848.96	10122.95	483.97	0	0

050	093	Utility	MACRS 20	2023	050	Mid-States Division	State No E	093	1010	DIST Meters & Regs	V2004 30%	MACRS 20	14183.58	15498.51	14461.34	691.39	0	0
050	093	Utility	MACRS 20	2023	050	Mid-States Division	Federal	093	1010	DIST Meters & Regs	V2004 30%	MACRS 20	41292.22	46332.99	43232.38	2066.91	0	0
050	093	Utility	MACRS 20	2023	050	Mid-States Division	State No E	093	1010	DIST Meters & Regs	V2004 30%	MACRS 20	41292.22	66189.98	61760.58	2952.74	0	0
050	093	Utility	MACRS 20	2023	050	Mid-States Division	Federal	093	1010	DIST Meters & Regs	V2004 30%	MACRS 20	5596.74	17416.26	16250.74	776.94	0	0
050	093	Utility	MACRS 20	2023	050	Mid-States Division	State No E	093	1010	DIST Meters & Regs	V2004 30%	MACRS 20	5596.74	24880.37	23215.34	1109.91	0	0
050	093	Utility	MACRS 20	2023	050	Mid-States Division	Federal	093	1010	DIST Services	V2004 30%	MACRS 20	15601.39	13494.45	12591.39	601.99	0	0
050	093	Utility	MACRS 20	2023	050	Mid-States Division	State No E	093	1010	DIST Services	V2004 30%	MACRS 20	15601.39	19277.79	17987.68	859.98	0	0
050	093	Utility	MACRS 7	2023	050	Mid-States Division	Federal	093	1010	GENL Misc	V2004 30%	MACRS 7	0	0	0	0	0	0
050	093	Utility	MACRS 7	2023	050	Mid-States Division	State No E	093	1010	GENL Misc	V2004 30%	MACRS 7	0	0	0	0	0	0
050	096	Utility	MACRS 15	2023	050	Mid-States Division	Federal	096	1010	DIST Mains	V2004 30%	MACRS 15	-12398.93	-8857.66	-8857.66	0	0	0
050	096	Utility	MACRS 15	2023	050	Mid-States Division	State No E	096	1010	DIST Mains	V2004 30%	MACRS 15	-12398.93	-12653.8	-12653.8	0	0	0
050	096	Utility	MACRS 15	2023	050	Mid-States Division	Federal	096	1010	DIST Mains	V2004 30%	MACRS 15	4597.86	3506.94	3506.94	0	0	0
050	096	Utility	MACRS 15	2023	050	Mid-States Division	State No E	096	1010	DIST Mains	V2004 30%	MACRS 15	4597.86	5009.92	5009.92	0	0	0
050	096	Utility	MACRS 20	2023	050	Mid-States Division	Federal	096	1010	DIST Services	V2004 30%	MACRS 20	12750.15	17242.88	16088.98	769.2	0	0
050	096	Utility	MACRS 20	2023	050	Mid-States Division	State No E	096	1010	DIST Services	V2004 30%	MACRS 20	12750.15	24632.69	22984.25	1098.86	0	0
050	009	Utility	NONE	2023	050	Mid-States Division	Federal	009	1010	DIST Land, Land Rights	V2004 50%	NONE	0.03	-3335.07	0	0	0	0
050	009	Utility	NONE	2023	050	Mid-States Division	State No E	009	1010	DIST Land, Land Rights	V2004 50%	NONE	0.03	-3335.07	0	0	0	0
050	009	Utility	MACRS 15	2023	050	Mid-States Division	Federal	009	1010	DIST Mains	V2004 50%	MACRS 15	0	0	0	0	0	0
050	009	Utility	MACRS 15	2023	050	Mid-States Division	State No E	009	1010	DIST Mains	V2004 50%	MACRS 15	0	0	0	0	0	0
050	009	Utility	MACRS 15	2023	050	Mid-States Division	Federal	009	1010	DIST Mains	V2004 50%	MACRS 15	0	0	0	0	0	0
050	009	Utility	MACRS 15	2023	050	Mid-States Division	State No E	009	1010	DIST Mains	V2004 50%	MACRS 15	0	0	0	0	0	0
050	009	Utility	MACRS 15	2023	050	Mid-States Division	Federal	009	1010	DIST Mains	V2004 50%	MACRS 15	0	0	0	0	0	0
050	009	Utility	MACRS 15	2023	050	Mid-States Division	State No E	009	1010	DIST Mains	V2004 50%	MACRS 15	0	0	0	0	0	0
050	009	Utility	MACRS 15	2023	050	Mid-States Division	Federal	009	1010	DIST Mains	V2004 50%	MACRS 15	0	0	0	0	0	0
050	009	Utility	MACRS 15	2023	050	Mid-States Division	State No E	009	1010	DIST Mains	V2004 50%	MACRS 15	0	0	0	0	0	0
050	009	Utility	MACRS 15	2023	050	Mid-States Division	Federal	009	1010	DIST Mains	V2004 50%	MACRS 15	1003075.23	559253.69	559253.69	0	0	0
050	009	Utility	MACRS 15	2023	050	Mid-States Division	State No E	009	1010	DIST Mains	V2004 50%	MACRS 15	1003075.23	1118507.38	1118507.38	0	0	0
050	009	Utility	MACRS 15	2023	050	Mid-States Division	Federal	009	1010	DIST Mains	V2004 50%	MACRS 15	0	-738.18	-738.18	0	0	0
050	009	Utility	MACRS 20	2023	050	Mid-States Division	State No E	009	1010	DIST Mains	V2004 50%	MACRS 20	0	-738.18	-698.02	-32.93	0	0
050	009	Utility	MACRS 15	2023	050	Mid-States Division	Federal	009	1010	DIST Mains	V2004 50%	MACRS 15	0	0	0	0	0	0
050	009	Utility	MACRS 15	2023	050	Mid-States Division	State No E	009	1010	DIST Mains	V2004 50%	MACRS 15	0	0	0	0	0	0
050	009	Utility	MACRS 15	2023	050	Mid-States Division	Federal	009	1010	DIST Mains	V2004 50%	MACRS 15	0	0	0	0	0	0
050	009	Utility	MACRS 15	2023	050	Mid-States Division	State No E	009	1010	DIST Mains	V2004 50%	MACRS 15	0	0	0	0	0	0
050	009	Utility	MACRS 15	2023	050	Mid-States Division	Federal	009	1010	DIST Mains	V2004 50%	MACRS 15	0	0	0	0	0	0
050	009	Utility	MACRS 15	2023	050	Mid-States Division	State No E	009	1010	DIST Mains	V2004 50%	MACRS 15	0	0	0	0	0	0
050	009	Utility	MACRS 15	2023	050	Mid-States Division	Federal	009	1010	DIST Mains	V2004 50%	MACRS 15	2325117.87	1289627.27	1289627.27	0	0	0
050	009	Utility	MACRS 15	2023	050	Mid-States Division	State No E	009	1010	DIST Mains	V2004 50%	MACRS 15	2325117.87	2579254.54	2579254.54	0	0	0
050	009	Utility	MACRS 15	2023	050	Mid-States Division	Federal	009	1010	DIST Mains	V2004 50%	MACRS 15	0	0	0	0	0	0
050	009	Utility	MACRS 15	2023	050	Mid-States Division	State No E	009	1010	DIST Mains	V2004 50%	MACRS 15	0	0	0	0	0	0
050	009	Utility	MACRS 15	2023	050	Mid-States Division	Federal	009	1010	DIST Mains	V2004 50%	MACRS 15	0	0	0	0	0	0
050	009	Utility	MACRS 15	2023	050	Mid-States Division	State No E	009	1010	DIST Mains	V2004 50%	MACRS 15	0	0	0	0	0	0
050	009	Utility	MACRS 15	2023	050	Mid-States Division	Federal	009	1010	DIST Mains	V2004 50%	MACRS 15	0	0	0	0	0	0
050	009	Utility	MACRS 15	2023	050	Mid-States Division	State No E	009	1010	DIST Mains	V2004 50%	MACRS 15	0	0	0	0	0	0
050	009	Utility	MACRS 15	2023	050	Mid-States Division	Federal	009	1010	DIST Mains	V2004 50%	MACRS 15	0	0	0	0	0	0
050	009	Utility	MACRS 15	2023	050	Mid-States Division	State No E	009	1010	DIST Mains	V2004 50%	MACRS 15	0	0	0	0	0	0
050	009	Utility	MACRS 15	2023	050	Mid-States Division	Federal	009	1010	DIST Mains	V2004 50%	MACRS 15	1021057.22	657684.04	657684.04	0	0	0
050	009	Utility	MACRS 15	2023	050	Mid-States Division	State No E	009	1010	DIST Mains	V2004 50%	MACRS 15	1021057.22	1315368.08	1315368.08	0	0	0
050	009	Utility	MACRS 15	2023	050	Mid-States Division	Federal	009	1010	DIST Mains	V2004 50%	MACRS 15	0	0	0	0	0	0
050	009	Utility	MACRS 15	2023	050	Mid-States Division	State No E	009	1010	DIST Mains	V2004 50%	MACRS 15	0	0	0	0	0	0
050	009	Utility	MACRS 15	2023	050	Mid-States Division	Federal	009	1010	DIST Meas, Reg Sta	V2004 50%	MACRS 15	0	0	0	0	0	0
050	009	Utility	MACRS 15	2023	050	Mid-States Division	State No E	009	1010	DIST Meas, Reg Sta	V2004 50%	MACRS 15	0	0	0	0	0	0
050	009	Utility	MACRS 15	2023	050	Mid-States Division	Federal	009	1010	DIST Meas, Reg Sta	V2004 50%	MACRS 15	0	0	0	0	0	0
050	009	Utility	MACRS 15	2023	050	Mid-States Division	State No E	009	1010	DIST Meas, Reg Sta	V2004 50%	MACRS 15	0	0	0	0	0	0
050	009	Utility	MACRS 15	2023	050	Mid-States Division	Federal	009	1010	DIST Meas, Reg Sta	V2004 50%	MACRS 15	343635.83	168106.98	168106.98	0	0	0
050	009	Utility	MACRS 15	2023	050	Mid-States Division	State No E	009	1010	DIST Meas, Reg Sta	V2004 50%	MACRS 15	343635.83	336213.96	336213.96	0	0	0
050	009	Utility	MACRS 15	2023	050	Mid-States Division	Federal	009	1010	DIST Meas, Reg Sta	V2004 50%	MACRS 15	0	0	0	0	0	0
050	009	Utility	MACRS 15	2023	050	Mid-States Division	State No E	009	1010	DIST Meas, Reg Sta	V2004 50%	MACRS 15	0	0	0	0	0	0
050	009	Utility	MACRS 15	2023	050	Mid-States Division	Federal	009	1010	DIST Meas, Reg Sta	V2004 50%	MACRS 15	80266.53	39056.26	39056.26	0	0	0
050	009	Utility	MACRS 15	2023	050	Mid-States Division	State No E	009	1010	DIST Meas, Reg Sta	V2004 50%	MACRS 15	80266.53	78112.51	78112.51	0	0	0
050	009	Utility	MACRS 20	2023	050	Mid-States Division	Federal	009	1010	DIST Meas, Reg Sta (Ind)	V2004 50%	MACRS 20	409860.22	194104.5	181115	8659	0	0
050	009	Utility	MACRS 20	2023	050	Mid-States Division	State No E	009	1010	DIST Meas, Reg Sta (Ind)	V2004 50%	MACRS 20	409860.22	388209	362230.07	17318	0	0
050	009	Utility	MACRS 20	2023	050	Mid-States Division	Federal	009	1010	DIST Meas, Reg Sta (Ind)	V2004 50%	MACRS 20	0	0	0	0	0	0
050	009	Utility	MACRS 20	2023	050	Mid-States Division	State No E	009	1010	DIST Meas, Reg Sta (Ind)	V2004 50%	MACRS 20	0	0	0	0	0	0
050	009	Utility	MACRS 20	2023	050	Mid-States Division	Federal	009	1010	DIST Meters & Regs	V2004 50%	MACRS 20	0	0	0	0	0	0
050	009	Utility	MACRS 20	2023	050	Mid-States Division	State No E	009	1010	DIST Meters & Regs	V2004 50%	MACRS 20	0	0	0	0	0	0
050	009	Utility	MACRS 20	2023	050	Mid-States Division	Federal	009	1010	DIST Meters & Regs	V2004 50%	MACRS 20	223220.64	121146.76	113039.64	5404.36	0	0
050	009	Utility	MACRS 20	2023	050	Mid-States Division	State No E	009	1010	DIST Meters & Regs	V2004 50%	MACRS 20	223220.64	242293.52	226079.24	10808.71	0	0
050	009	Utility	MACRS 20	2023	050	Mid-States Division	Federal	009	1010	DIST Meters & Regs	V2004 50%	MACRS 20	0	0	0	0	0	0
050	009	Utility	MACRS 20	2023	050	Mid-States Division	State No E	009	1010	DIST Meters & Regs	V2004 50%	MACRS 20	0	0	0	0	0	0
050	009	Utility	MACRS 20	2023	050	Mid-States Division	Federal	009	1010	DIST Meters & Regs	V2004 50%	MACRS 20	0	0	0	0	0	0
050	009	Utility	MACRS 20	2023	050	Mid-States Division	State No E	009	1010	DIST Meters & Regs	V2004 50%	MACRS 20	0	0	0	0	0	0
050	009	Utility	MACRS 20	2023	050	Mid-States Division	Federal	009	1010	DIST Meters & Regs	V2004 50%	MACRS 20	0	0	0	0	0	0
050	009	Utility	MACRS 20	2023	050	Mid-States Division	State No E	009	1010	DIST Meters & Regs	V2004 50%	MACRS 20	0	0	0	0	0	0
050	009	Utility	MACRS 20	2023	050	Mid-States Division	Federal	009	1010	DIST Meters & Regs	V2004 50%	MACRS 20	2223826.75	1285631.93	1199597.46	57352.04	0	0
050	009	Utility	MACRS 20	2023	050	Mid-States Division	State No E	009	1010	DIST Meters & Regs	V2004 50%	MACRS 20	2223826.75	2571263.86	2399194.86	114704.08	0	0
050	009	Utility	MACRS 20	2023	050	Mid-States Division	Federal	009	1010	DIST Meters & Regs	V2004 50%	MACRS 20	0	0	0	0	0	0
050	009	Utility	MACRS 20	2023	050	Mid-States Division	State No E	009	1010	DIST Meters & Regs	V2004 50%	MACRS 20	0	0	0	0	0	0
050	009	Utility	MACRS 20	2023	050	Mid-States Division	Federal	009	1010	DIST Meters & Regs	V2004 50%	MACRS 20	0	0	0	0	0	0
050	009	Utility	MACRS 20	2023	050	Mid-States Division	State No E	009	1010	DIST Meters & Regs	V2004 50%	MACRS 20	0	0	0	0	0	0
050	009	Utility	MACRS 20	2023	050	Mid-States Division	Federal	009	1010	DIST Meters & Regs	V2004 50%	MACRS 20	289468.72	336151.84	313656.56	14995.73	0	0
050	009	Utility	MACRS 20	2023	050	Mid-States Division	State No E	009	1010	DIST Meters & Regs	V2004 50%	MACRS 20	289468.72	672303.68	627313.13	29991.47	0	0
050	009	Utility	MACRS 20	2023	050	Mid-States Division	Federal	009	1010	DIST Services	V2004 50%	MACRS 20	0	0	0	0	0	0
050	009	Utility	MACRS 20	2023	050	Mid-States Division	State No E	009	1010	DIST Services	V2004 50%	MACRS 20	0	0	0	0	0	0
050	009	Utility	MACRS 20	2023	050	Mid-States Division	Federal	009	1010	DIST Services	V2004 50%	MACRS 20	0	0	0	0	0	0
050	009	Utility	MACRS 20	2023	050	Mid-States Division	State No E	009	1010	DIST Services	V2004 50%	MACRS 20	0	0	0	0	0	0
050	009	Utility	MACRS 20	2023	050	Mid-States Division	Federal	009	1010	DIST Services	V2004 50%	MACRS 20	0	0	0	0	0	0

050	009	Utility	MACRS 20	2023	050	Mid-States Division	State No E	009	1010	DIST Services	V2004	50%	MACRS 20		0	0	0	0	0	0
050	009	Utility	MACRS 20	2023	050	Mid-States Division	Federal	009	1010	DIST Services	V2004	50%	MACRS 20		0	0	0	0	0	0
050	009	Utility	MACRS 20	2023	050	Mid-States Division	State No E	009	1010	DIST Services	V2004	50%	MACRS 20		0	0	0	0	0	0
050	009	Utility	MACRS 20	2023	050	Mid-States Division	Federal	009	1010	DIST Services	V2004	50%	MACRS 20		2722422.6	2079018.97	1939891.06	92745.04	0	0
050	009	Utility	MACRS 20	2023	050	Mid-States Division	State No E	009	1010	DIST Services	V2004	50%	MACRS 20		2722422.6	4158037.93	3879782	185490.07	0	0
050	009	Utility	MACRS 20	2023	050	Mid-States Division	Federal	009	1010	DIST Services	V2004	50%	MACRS 20		0	0	0	0	0	0
050	009	Utility	MACRS 20	2023	050	Mid-States Division	State No E	009	1010	DIST Services	V2004	50%	MACRS 20		0	0	0	0	0	0
050	009	Utility	MACRS 20	2023	050	Mid-States Division	Federal	009	1010	DIST Structures	V2004	50%	MACRS 20		66765.45	48905.48	45632.7	2181.67	0	0
050	009	Utility	MACRS 20	2023	050	Mid-States Division	State No E	009	1010	DIST Structures	V2004	50%	MACRS 20		66765.45	97810.96	91265.49	4363.35	0	0
050	009	Utility	MACRS 5	2023	050	Mid-States Division	Federal	009	1010	GENL Communication	V2004	50%	MACRS 5		0	0.01	0.01	0	0	0
050	009	Utility	MACRS 5	2023	050	Mid-States Division	State No E	009	1010	GENL Communication	V2004	50%	MACRS 5		0	0.01	0.01	0	0	0
050	009	Utility	MACRS 5	2023	050	Mid-States Division	Federal	009	1010	GENL Computers HW	V2004	50%	MACRS 5		0	0.01	0.01	0	0	0
050	009	Utility	MACRS 5	2023	050	Mid-States Division	State No E	009	1010	GENL Computers HW	V2004	50%	MACRS 5		0	0	0	0	0	0
050	009	Utility	MACRS 5	2023	050	Mid-States Division	Federal	009	1010	GENL Computers HW	V2004	50%	MACRS 5		53848.09	25020.93	25020.93	0	0	0
050	009	Utility	MACRS 5	2023	050	Mid-States Division	State No E	009	1010	GENL Computers HW	V2004	50%	MACRS 5		53848.09	50041.85	50041.85	0	0	0
050	009	Utility	SL 3	2023	050	Mid-States Division	Federal	009	1010	GENL Computers SW	V2004	50%	SL 3		0	0	0	0	0	0
050	009	Utility	SL 3	2023	050	Mid-States Division	State No E	009	1010	GENL Computers SW	V2004	50%	SL 3		0	0	0	0	0	0
050	009	Utility	SL 3	2023	050	Mid-States Division	Federal	009	1010	GENL Computers SW	V2004	50%	SL 3		0	0	0	0	0	0
050	009	Utility	SL 3	2023	050	Mid-States Division	State No E	009	1010	GENL Computers SW	V2004	50%	SL 3		0	0	0	0	0	0
050	009	Utility	MACRS 7	2023	050	Mid-States Division	Federal	009	1010	GENL Misc	V2004	50%	MACRS 7		0	0.01	0.01	0	0	0
050	009	Utility	MACRS 7	2023	050	Mid-States Division	State No E	009	1010	GENL Misc	V2004	50%	MACRS 7		0	0	0	0	0	0
050	009	Utility	MACRS 7	2023	050	Mid-States Division	Federal	009	1010	GENL Misc	V2004	50%	MACRS 7		0	0	0	0	0	0
050	009	Utility	MACRS 7	2023	050	Mid-States Division	State No E	009	1010	GENL Misc	V2004	50%	MACRS 7		0	0	0	0	0	0
050	009	Utility	MACRS 7	2023	050	Mid-States Division	Federal	009	1010	GENL Misc	V2004	50%	MACRS 7		0	7202.88	7202.88	0	0	0
050	009	Utility	MACRS 7	2023	050	Mid-States Division	State No E	009	1010	GENL Misc	V2004	50%	MACRS 7		0	14405.74	14405.74	0	0	0
050	009	Utility	MACRS 7	2023	050	Mid-States Division	Federal	009	1010	GENL Misc	V2004	50%	MACRS 7		0	0	0	0	0	0
050	009	Utility	MACRS 7	2023	050	Mid-States Division	State No E	009	1010	GENL Misc	V2004	50%	MACRS 7		0	0	0	0	0	0
050	009	Utility	MACRS 7	2023	050	Mid-States Division	Federal	009	1010	GENL Misc	V2004	50%	MACRS 7		0	0	0	0	0	0
050	009	Utility	MACRS 7	2023	050	Mid-States Division	State No E	009	1010	GENL Misc	V2004	50%	MACRS 7		0	0	0	0	0	0
050	009	Utility	MACRS 7	2023	050	Mid-States Division	Federal	009	1010	GENL Office 7	V2004	50%	MACRS 7		444659.9	207436.73	207436.73	0	0	0
050	009	Utility	MACRS 7	2023	050	Mid-States Division	State No E	009	1010	GENL Office 7	V2004	50%	MACRS 7		444659.9	414873.46	414873.46	0	0	0
050	009	Utility	MACRS 7	2023	050	Mid-States Division	Federal	009	1010	GENL Power Operated Equip	V2004	50%	MACRS 7		171.11	79.44	79.44	0	0	0
050	009	Utility	MACRS 7	2023	050	Mid-States Division	State No E	009	1010	GENL Power Operated Equip	V2004	50%	MACRS 7		171.11	158.88	158.88	0	0	0
050	009	Utility	MACRS 7	2023	050	Mid-States Division	Federal	009	1010	GENL Power Operated Equip	V2004	50%	MACRS 7		0	0.01	0.01	0	0	0
050	009	Utility	MACRS 7	2023	050	Mid-States Division	State No E	009	1010	GENL Power Operated Equip	V2004	50%	MACRS 7		0	0	0	0	0	0
050	009	Utility	MACRS 7	2023	050	Mid-States Division	Federal	009	1010	GENL Power Operated Equip	V2004	50%	MACRS 7		0	-0.01	-0.01	0	0	0
050	009	Utility	MACRS 7	2023	050	Mid-States Division	State No E	009	1010	GENL Power Operated Equip	V2004	50%	MACRS 7		0	-0.01	-0.01	0	0	0
050	009	Utility	MACRS 7	2023	050	Mid-States Division	Federal	009	1010	GENL Power Operated Equip	V2004	50%	MACRS 7		0	0	0	0	0	0
050	009	Utility	MACRS 7	2023	050	Mid-States Division	State No E	009	1010	GENL Power Operated Equip	V2004	50%	MACRS 7		0	0	0	0	0	0
050	009	Utility	MACRS 7	2023	050	Mid-States Division	Federal	009	1010	GENL Power Operated Equip	V2004	50%	MACRS 7		0	0.02	0.02	0	0	0
050	009	Utility	MACRS 7	2023	050	Mid-States Division	State No E	009	1010	GENL Power Operated Equip	V2004	50%	MACRS 7		0	-0.01	-0.01	0	0	0
050	009	Utility	MACRS 39	2023	050	Mid-States Division	Federal	009	1010	GENL Structures	V2004	50%	MACRS 39 MAY	37653	1216.88	1107.16	521.67	28.39	0	0
050	009	Utility	MACRS 39	2023	050	Mid-States Division	State No E	009	1010	GENL Structures	V2004	50%	MACRS 39 MAR	37653	1216.88	1107.16	526.4	28.39	0	0
050	009	Utility	MACRS 39	2023	050	Mid-States Division	Federal	009	1010	GENL Structures	V2004	50%	MACRS 39 JUN	37681	14669.14	13520.64	6341.19	346.67	0	0
050	009	Utility	MACRS 39	2023	050	Mid-States Division	State No E	009	1010	GENL Structures	V2004	50%	MACRS 39 MAR	37681	14669.14	13520.64	6427.86	346.67	0	0
050	009	Utility	MACRS 7	2023	050	Mid-States Division	Federal	009	1010	GENL Tools	V2004	50%	MACRS 7		0	0.02	0.02	0	0	0
050	009	Utility	MACRS 7	2023	050	Mid-States Division	State No E	009	1010	GENL Tools	V2004	50%	MACRS 7		0	0.01	0.01	0	0	0
050	009	Utility	MACRS 7	2023	050	Mid-States Division	Federal	009	1010	GENL Tools	V2004	50%	MACRS 7		9.26	4.32	4.32	0	0	0
050	009	Utility	MACRS 7	2023	050	Mid-States Division	State No E	009	1010	GENL Tools	V2004	50%	MACRS 7		9.26	8.61	8.61	0	0	0
050	009	Utility	MACRS 7	2023	050	Mid-States Division	Federal	009	1010	GENL Tools	V2004	50%	MACRS 7		0	0	0	0	0	0
050	009	Utility	MACRS 7	2023	050	Mid-States Division	State No E	009	1010	GENL Tools	V2004	50%	MACRS 7		0	0	0	0	0	0
050	009	Utility	MACRS 7	2023	050	Mid-States Division	Federal	009	1010	GENL Tools	V2004	50%	MACRS 7		0	0	0	0	0	0
050	009	Utility	MACRS 7	2023	050	Mid-States Division	State No E	009	1010	GENL Tools	V2004	50%	MACRS 7		0	0	0	0	0	0
050	009	Utility	MACRS 7	2023	050	Mid-States Division	Federal	009	1010	GENL Tools	V2004	50%	MACRS 7		0	0.01	0.01	0	0	0
050	009	Utility	MACRS 7	2023	050	Mid-States Division	State No E	009	1010	GENL Tools	V2004	50%	MACRS 7		0	0	0	0	0	0
050	009	Utility	MACRS 5	2023	050	Mid-States Division	Federal	009	1010	GENL Transportation	V2004	50%	MACRS 5		7355.78	3677.9	3677.9	0	0	0
050	009	Utility	MACRS 5	2023	050	Mid-States Division	State No E	009	1010	GENL Transportation	V2004	50%	MACRS 5		7355.78	7355.78	7355.78	0	0	0
050	009	Utility	MACRS 5	2023	050	Mid-States Division	Federal	009	1010	GENL Transportation	V2004	50%	MACRS 5		0	0	0	0	0	0
050	009	Utility	MACRS 5	2023	050	Mid-States Division	State No E	009	1010	GENL Transportation	V2004	50%	MACRS 5		0	0	0	0	0	0
050	009	Utility	MACRS 7	2023	050	Mid-States Division	Federal	009	1010	STOR Equipment	V2004	50%	MACRS 7		164016.86	73078.91	73078.91	0	0	0
050	009	Utility	MACRS 7	2023	050	Mid-States Division	State No E	009	1010	STOR Equipment	V2004	50%	MACRS 7		164016.86	146157.82	146157.82	0	0	0
050	009	Utility	MACRS 7	2023	050	Mid-States Division	Federal	009	1010	TRAN Mains	V2004	50%	MACRS 7		39395.55	17523.22	17523.22	0	0	0
050	009	Utility	MACRS 7	2023	050	Mid-States Division	State No E	009	1010	TRAN Mains	V2004	50%	MACRS 7		39395.55	35046.45	35046.45	0	0	0
050	009	Utility	MACRS 7	2023	050	Mid-States Division	Federal	009	1010	TRAN Mains	V2004	50%	MACRS 7		0	0	0	0	0	0
050	009	Utility	MACRS 7	2023	050	Mid-States Division	State No E	009	1010	TRAN Mains	V2004	50%	MACRS 7		0	0	0	0	0	0
050	072	Utility	NONE	2023	050	Mid-States Division	Federal	072	1010	DIST Services	V2004	50%	NONE		92416.57	0	0	0	0	0
050	072	Utility	NONE	2023	050	Mid-States Division	State No E	072	1010	DIST Services	V2004	50%	NONE		92416.57	0	0	0	0	0
050	089	Utility	MACRS 20	2023	050	Mid-States Division	Federal	089	1010	DIST Meas, Reg Sta (Ind)	V2004	50%	MACRS 20		0	20.5	19.08	0.91	0	0
050	089	Utility	MACRS 20	2023	050	Mid-States Division	Federal	089	1010	DIST Meters & Regs	V2004	50%	MACRS 20		0	109	101.68	4.86	0	0
050	089	Utility	MACRS 20	2023	050	Mid-States Division	Federal	089	1010	DIST Meters & Regs	V2004	50%	MACRS 20		0	131	122.23	5.84	0	0
050	091	Utility	MACRS 5	2023	050	Mid-States Division	Federal	091	1010	GENL Computers HW	V2004	50%	MACRS 5		0	0	0	0	0	0
050	091	Utility	MACRS 5	2023	050	Mid-States Division	State No E	091	1010	GENL Computers HW	V2004	50%	MACRS 5		0	0	0	0	0	0
050	091	Utility	MACRS 5	2023	050	Mid-States Division	Federal	091	1010	GENL Computers HW	V2004	50%	MACRS 5		0	-0.02	-0.02	0	0	0
050	091	Utility	MACRS 5	2023	050	Mid-States Division	State No E	091	1010	GENL Computers HW	V2004	50%	MACRS 5		0	-0.01	-0.01	0	0	0
050	091	Utility	MACRS 7	2023	050	Mid-States Division	Federal	091	1010	GENL Misc	V2004	50%	MACRS 7		0	0	0	0	0	0
050	091	Utility	MACRS 7	2023	050	Mid-States Division	State No E	091	1010	GENL Misc	V2004	50%	MACRS 7		0	0	0	0	0	0
050	091	Utility	MACRS 7	2023	050	Mid-States Division	Federal	091	1010	GENL Office 7	V2004	50%	MACRS 7		0	207.99	207.99	0	0	0
050	091	Utility	MACRS 7	2023	050	Mid-States Division	State No E	091	1010	GENL Office 7	V2004	50%	MACRS 7		0	415.97	415.97	0	0	0
050	091	Utility	MACRS 7	2023	050	Mid-States Division	Federal	091	1010	GENL Tools	V2004	50%	MACRS 7		0	0.01	0.01	0	0	0
050	091	Utility	MACRS 7	2023	050	Mid-States Division	State No E	091	1010	GENL Tools	V2004	50%	MACRS 7		0	0	0	0	0	0
050	093	Utility	MACRS 20	2023	050	Mid-States Division	Federal	093	1010	DIST Equipment	V2004	50%	MACRS 20		3319.04	1528.91	1426.57	68.2	0	0
050	093	Utility	MACRS 20	2023	050	Mid-States Division	State No E	093	1010	DIST Equipment	V2004	50%	MACRS 20		3319.04	3057.83	2853.2	136.41	0	0
050	093	Utility	NONE	2023	050	Mid-States Division	Federal	093	1010	DIST Land, Land Rights	V2004	50%	NONE		0.01	-1248.09	0	0	0	0
050	093	Utility	NONE	2023	050	Mid-States Division	State No E	093	1010	DIST Land, Land Rights	V2004	50%	NONE		0.01	-1248.09	0	0	0	0
050	093	Utility	NONE	2023	050	Mid-States Division	Federal	093	1010	DIST Land, Land Rights	V2004	50%	NONE		0.01	-2432.33	0	0	0	0
050	093	Utility	NONE	2023	050	Mid-States Division	State No E	093	1010	DIST Land, Land Rights	V2004	50%	NONE		0.01	-2432.33	0	0	0	0
050	093	Utility	MACRS 15	2023	050	Mid-States Division	Federal	093	1010	DIST Mains	V2004	50%	MACRS 15		105071.2	48875.88	48875.88	0	0	0
050	093	Utility	MACRS 15	2023	050	Mid-States Division	State No E	093	1010	DIST Mains	V2004	50%	MACRS 15		105071.2	97751.76	97751.76	0	0	0
050	093	Utility	MACRS 15	2023	050	Mid-States Division	Federal	093	1010	DIST Mains	V2004	50%	MACRS 15		72872.97	33898.24	33898.24	0	0	0
050	093	Utility	MACRS 15	2023	050	Mid-States Division	State No E	093	1010	DIST Mains	V2004	50%	MACRS 15		72872.97	67796.49	67796.49	0	0	0
050	093	Utility	MACRS 15	2023	050	Mid-States Division	Federal	093	1010	DIST Mains	V2004	50%	MACRS 15		59578.21	27713.93	27713.93	0	0	0
050	093	Utility	MACRS 15	2023	050	Mid-States Division	State No E	093	1010	DIST Mains	V2004	50%	MACRS 15		59578.21	55427.86	55427.86	0	0	0

050	093	Utility	MACRS 15	2023	050	Mid-States Division	Federal	093	1010	DIST Mains	V2004	50%	MACRS 15		58594.14	27256.16	27256.16	0	0	0
050	093	Utility	MACRS 15	2023	050	Mid-States Division	State No E	093	1010	DIST Mains	V2004	50%	MACRS 15		58594.14	54512.33	54512.33	0	0	0
050	093	Utility	MACRS 15	2023	050	Mid-States Division	Federal	093	1010	DIST Mains	V2004	50%	MACRS 15		56916.61	26475.83	26475.83	0	0	0
050	093	Utility	MACRS 15	2023	050	Mid-States Division	State No E	093	1010	DIST Mains	V2004	50%	MACRS 15		56916.61	52951.67	52951.67	0	0	0
050	093	Utility	MACRS 15	2023	050	Mid-States Division	Federal	093	1010	DIST Mains	V2004	50%	MACRS 15		4530.38	2107.38	2107.38	0	0	0
050	093	Utility	MACRS 15	2023	050	Mid-States Division	State No E	093	1010	DIST Mains	V2004	50%	MACRS 15		4530.38	4214.76	4214.76	0	0	0
050	093	Utility	MACRS 15	2023	050	Mid-States Division	Federal	093	1010	DIST Mains	V2004	50%	MACRS 15		1413958.65	627997.9	627997.9	0	0	0
050	093	Utility	MACRS 15	2023	050	Mid-States Division	State No E	093	1010	DIST Mains	V2004	50%	MACRS 15		1413958.65	1255995.79	1255995.79	0	0	0
050	093	Utility	MACRS 15	2023	050	Mid-States Division	Federal	093	1010	DIST Mains	V2004	50%	MACRS 15		3154809.64	1489199.7	1489199.7	0	0	0
050	093	Utility	MACRS 15	2023	050	Mid-States Division	State No E	093	1010	DIST Mains	V2004	50%	MACRS 15		3154809.64	2978399.39	2978399.39	0	0	0
050	093	Utility	MACRS 15	2023	050	Mid-States Division	Federal	093	1010	DIST Mains	V2004	50%	MACRS 15		0	0	0	0	0	0
050	093	Utility	MACRS 15	2023	050	Mid-States Division	State No E	093	1010	DIST Mains	V2004	50%	MACRS 15		0	0	0	0	0	0
050	093	Utility	MACRS 15	2023	050	Mid-States Division	Federal	093	1010	DIST Meas, Reg Sta	V2004	50%	MACRS 15		82513.83	36917.89	36917.89	0	0	0
050	093	Utility	MACRS 15	2023	050	Mid-States Division	State No E	093	1010	DIST Meas, Reg Sta	V2004	50%	MACRS 15		82513.83	73835.78	73835.78	0	0	0
050	093	Utility	MACRS 15	2023	050	Mid-States Division	Federal	093	1010	DIST Meas, Reg Sta	V2004	50%	MACRS 15		228105.59	105060.92	105060.92	0	0	0
050	093	Utility	MACRS 15	2023	050	Mid-States Division	State No E	093	1010	DIST Meas, Reg Sta	V2004	50%	MACRS 15		228105.59	210121.84	210121.84	0	0	0
050	093	Utility	MACRS 20	2023	050	Mid-States Division	Federal	093	1010	DIST Meas, Reg Sta (Ind)	V2004	50%	MACRS 20		69956.52	34764.08	32437.67	1550.83	0	0
050	093	Utility	MACRS 20	2023	050	Mid-States Division	State No E	093	1010	DIST Meas, Reg Sta (Ind)	V2004	50%	MACRS 20		69956.52	69528.16	64875.35	3101.65	0	0
050	093	Utility	MACRS 20	2023	050	Mid-States Division	Federal	093	1010	DIST Meters & Regs	V2004	50%	MACRS 20		19185.91	37060.88	34580.8	1653.29	0	0
050	093	Utility	MACRS 20	2023	050	Mid-States Division	State No E	093	1010	DIST Meters & Regs	V2004	50%	MACRS 20		19185.91	74121.76	69161.52	3306.57	0	0
050	093	Utility	MACRS 20	2023	050	Mid-States Division	Federal	093	1010	DIST Meters & Regs	V2004	50%	MACRS 20		73643.83	50664.78	47274.29	2260.16	0	0
050	093	Utility	MACRS 20	2023	050	Mid-States Division	State No E	093	1010	DIST Meters & Regs	V2004	50%	MACRS 20		73643.83	101329.55	94548.55	4520.31	0	0
050	093	Utility	MACRS 20	2023	050	Mid-States Division	Federal	093	1010	DIST Meters & Regs	V2004	50%	MACRS 20		1078888.48	540211.85	504060.86	24098.85	0	0
050	093	Utility	MACRS 20	2023	050	Mid-States Division	State No E	093	1010	DIST Meters & Regs	V2004	50%	MACRS 20		1078888.48	1080423.69	1008121.77	48197.7	0	0
050	093	Utility	MACRS 20	2023	050	Mid-States Division	Federal	093	1010	DIST Services	V2004	50%	MACRS 20		3357141.4	1915016.83	1786863.88	85428.9	0	0
050	093	Utility	MACRS 20	2023	050	Mid-States Division	State No E	093	1010	DIST Services	V2004	50%	MACRS 20		3357141.4	3830033.66	3573727.79	170857.8	0	0
050	093	Utility	MACRS 5	2023	050	Mid-States Division	Federal	093	1010	GENL Communication	V2004	50%	MACRS 5		252.49	115.04	115.04	0	0	0
050	093	Utility	MACRS 5	2023	050	Mid-States Division	State No E	093	1010	GENL Communication	V2004	50%	MACRS 5		252.49	230.07	230.07	0	0	0
050	093	Utility	MACRS 5	2023	050	Mid-States Division	Federal	093	1010	GENL Communication	V2004	50%	MACRS 5		0	0	0	0	0	0
050	093	Utility	MACRS 5	2023	050	Mid-States Division	State No E	093	1010	GENL Communication	V2004	50%	MACRS 5		0	0	0	0	0	0
050	093	Utility	MACRS 5	2023	050	Mid-States Division	Federal	093	1010	GENL Computers HW	V2004	50%	MACRS 5		0	0	0	0	0	0
050	093	Utility	MACRS 5	2023	050	Mid-States Division	State No E	093	1010	GENL Computers HW	V2004	50%	MACRS 5		0	0	0	0	0	0
050	093	Utility	MACRS 7	2023	050	Mid-States Division	Federal	093	1010	GENL Misc	V2004	50%	MACRS 7		0	10349.2	10349.2	0	0	0
050	093	Utility	MACRS 7	2023	050	Mid-States Division	State No E	093	1010	GENL Misc	V2004	50%	MACRS 7		0	20698.38	20698.38	0	0	0
050	093	Utility	MACRS 7	2023	050	Mid-States Division	Federal	093	1010	GENL Office 7	V2004	50%	MACRS 7		0	0.01	0.01	0	0	0
050	093	Utility	MACRS 7	2023	050	Mid-States Division	State No E	093	1010	GENL Office 7	V2004	50%	MACRS 7		0	0	0	0	0	0
050	093	Utility	MACRS 7	2023	050	Mid-States Division	Federal	093	1010	GENL Power Operated Equip	V2004	50%	MACRS 7		-43482.82	-21741.41	-21741.41	0	0	0
050	093	Utility	MACRS 7	2023	050	Mid-States Division	Federal	093	1010	GENL Power Operated Equip	V2004	50%	MACRS 7		0	794.97	794.97	0	0	0
050	093	Utility	MACRS 7	2023	050	Mid-States Division	State No E	093	1010	GENL Power Operated Equip	V2004	50%	MACRS 7		0	1589.91	1589.91	0	0	0
050	093	Utility	MACRS 7	2023	050	Mid-States Division	Federal	093	1010	GENL Power Operated Equip	V2004	50%	MACRS 7		0	0	0	0	0	0
050	093	Utility	MACRS 7	2023	050	Mid-States Division	State No E	093	1010	GENL Power Operated Equip	V2004	50%	MACRS 7		0	0	0	0	0	0
050	093	Utility	MACRS 7	2023	050	Mid-States Division	Federal	093	1010	GENL Power Operated Equip	V2004	50%	MACRS 7		0	0	0	0	0	0
050	093	Utility	MACRS 7	2023	050	Mid-States Division	State No E	093	1010	GENL Power Operated Equip	V2004	50%	MACRS 7		0	0.01	0.01	0	0	0
050	093	Utility	MACRS 39	2023	050	Mid-States Division	Federal	093	1010	GENL Structures	V2004	50%	MACRS 39 DEC	37773	0	0	0	0	0	0
050	093	Utility	MACRS 39	2023	050	Mid-States Division	State No E	093	1010	GENL Structures	V2004	50%	MACRS 39 DEC	37773	0	0	0	0	0	0
050	093	Utility	MACRS 39	2023	050	Mid-States Division	Federal	093	1010	GENL Structures	V2004	50%	MACRS 39 DEC	37865	0	0.01	0	0	0	0
050	093	Utility	MACRS 39	2023	050	Mid-States Division	State No E	093	1010	GENL Structures	V2004	50%	MACRS 39 DEC	37865	0	0.01	0	0	0	0
050	093	Utility	MACRS 7	2023	050	Mid-States Division	Federal	093	1010	GENL Tools	V2004	50%	MACRS 7		0	160.98	160.98	0	0	0
050	093	Utility	MACRS 7	2023	050	Mid-States Division	State No E	093	1010	GENL Tools	V2004	50%	MACRS 7		0	321.92	321.92	0	0	0
050	095	Utility	MACRS 39	2023	050	Mid-States Division	Federal	095	1010	GENL Structures	V2004	50%	MACRS 39 JUN	37895	1.34	1.22	0.56	0.03	0	0
050	095	Utility	MACRS 39	2023	050	Mid-States Division	State No E	095	1010	GENL Structures	V2004	50%	MACRS 39 JUN	37895	1.34	1.22	0.56	0.03	0	0
050	095	Utility	NONE	2023	050	Mid-States Division	Federal	095	1010	STOR Structures	V2004	50%	NONE		3866	0	0	0	0	0
050	095	Utility	NONE	2023	050	Mid-States Division	State No E	095	1010	STOR Structures	V2004	50%	NONE		3866	0	0	0	0	0
050	096	Utility	MACRS 15	2023	050	Mid-States Division	Federal	096	1010	DIST Mains	V2004	50%	MACRS 15		93127.47	44211.38	44211.38	0	0	0
050	096	Utility	MACRS 15	2023	050	Mid-States Division	State No E	096	1010	DIST Mains	V2004	50%	MACRS 15		93127.47	88422.77	88422.77	0	0	0
050	096	Utility	MACRS 15	2023	050	Mid-States Division	Federal	096	1010	DIST Mains	V2004	50%	MACRS 15		47938.17	22758.18	22758.18	0	0	0
050	096	Utility	MACRS 15	2023	050	Mid-States Division	State No E	096	1010	DIST Mains	V2004	50%	MACRS 15		47938.17	45516.37	45516.37	0	0	0
050	096	Utility	MACRS 15	2023	050	Mid-States Division	Federal	096	1010	DIST Mains	V2004	50%	MACRS 15		41811.07	19849.41	19849.41	0	0	0
050	096	Utility	MACRS 15	2023	050	Mid-States Division	State No E	096	1010	DIST Mains	V2004	50%	MACRS 15		41811.07	39698.81	39698.81	0	0	0
050	096	Utility	MACRS 15	2023	050	Mid-States Division	Federal	096	1010	DIST Mains	V2004	50%	MACRS 15		158918.19	76861.67	76861.67	0	0	0
050	096	Utility	MACRS 15	2023	050	Mid-States Division	State No E	096	1010	DIST Mains	V2004	50%	MACRS 15		158918.19	153723.34	153723.34	0	0	0
050	096	Utility	MACRS 15	2023	050	Mid-States Division	Federal	096	1010	DIST Mains	V2004	50%	MACRS 15		0	0	0	0	0	0
050	096	Utility	MACRS 15	2023	050	Mid-States Division	State No E	096	1010	DIST Mains	V2004	50%	MACRS 15		0	0	0	0	0	0
050	096	Utility	MACRS 15	2023	050	Mid-States Division	Federal	096	1010	DIST Mains	V2004	50%	MACRS 15		347969.7	160043.6	160043.6	0	0	0
050	096	Utility	MACRS 15	2023	050	Mid-States Division	State No E	096	1010	DIST Mains	V2004	50%	MACRS 15		347969.7	320087.2	320087.2	0	0	0
050	096	Utility	MACRS 15	2023	050	Mid-States Division	Federal	096	1010	DIST Mains	V2004	50%	MACRS 15		18707.6	8881.26	8881.26	0	0	0
050	096	Utility	MACRS 15	2023	050	Mid-States Division	State No E	096	1010	DIST Mains	V2004	50%	MACRS 15		18707.6	17762.51	17762.51	0	0	0
050	096	Utility	MACRS 15	2023	050	Mid-States Division	Federal	096	1010	DIST Meas, Reg Sta	V2004	50%	MACRS 15		256689.5	119988.71	119988.71	0	0	0
050	096	Utility	MACRS 15	2023	050	Mid-States Division	State No E	096	1010	DIST Meas, Reg Sta	V2004	50%	MACRS 15		256689.5	239977.42	239977.42	0	0	0
050	096	Utility	MACRS 15	2023	050	Mid-States Division	Federal	096	1010	DIST Meas, Reg Sta	V2004	50%	MACRS 15		30669.5	14322.96	14322.96	0	0	0
050	096	Utility	MACRS 15	2023	050	Mid-States Division	State No E	096	1010	DIST Meas, Reg Sta	V2004	50%	MACRS 15		30669.5	28645.92	28645.92	0	0	0
050	096	Utility	MACRS 20	2023	050	Mid-States Division	Federal	096	1010	DIST Meas, Reg Sta (Ind)	V2004	50%	MACRS 20		3233.89	1512.12	1410.94	67.46	0	0
050	096	Utility	MACRS 20	2023	050	Mid-States Division	State No E	096	1010	DIST Meas, Reg Sta (Ind)	V2004	50%	MACRS 20		3233.89	3024.23	2821.84	134.91	0	0
050	096	Utility	MACRS 20	2023	050	Mid-States Division	Federal	096	1010	DIST Meters & Regs	V2004	50%	MACRS 20		331.63	20910.11	19510.82	932.8	0	0
050	096	Utility	MACRS 20	2023	050	Mid-States Division	State No E	096	1010	DIST Meters & Regs	V2004	50%	MACRS 20		331.63	41820.22	39021.62	1865.6	0	0
050	096	Utility	MACRS 20	2023	050	Mid-States Division	Federal	096	1010	DIST Meters & Regs	V2004	50%	MACRS 20		5686.89	12903.92	12040.35	575.64	0	0
050	096	Utility	MACRS 20	2023	050	Mid-States Division	State No E	096	1010	DIST Meters & Regs	V2004	50%	MACRS 20		5686.89	25807.85	24080.81	1151.29	0	0
050	096	Utility	MACRS 20	2023	050	Mid-States Division	Federal	096	1010	DIST Meters & Regs	V2004	50%	MACRS 20		273132.19	134074.62	125102.35	5981.07	0	0
050	096	Utility	MACRS 20	2023	050	Mid-States Division	State No E	096	1010	DIST Meters & Regs	V2004	50%	MACRS 20		273132.19	268149.24	250204.71	11962.14	0	0
050	096	Utility	MACRS 20	2023	050	Mid-States Division	Federal	096	1010	DIST Services	V2004	50%	MACRS 20		359251.78	329459.34	307411.94	14697.18	0	0
050	096	Utility	MACRS 20	2023	050	Mid-States Division	State No E	096	1010	DIST Services	V2004	50%	MACRS 20		359251.78	658918.67	614823.81	29394.36	0	0
050	096	Utility	MACRS 7	2023	050	Mid-States Division	Federal	096	1010	GENL Misc	V2004	50%	MACRS 7		0	-0.01	-0.01	0	0	0
050	096	Utility	MACRS 7	2023	050	Mid-States Division	State No E	096	1010	GENL Misc	V2004	50%	MACRS 7		0	-0.01	-0.01	0	0	0
050	096	Utility	MACRS 7	2023	050	Mid-States Division	Federal	096	1010	GENL Power Operated Equip	V2004	50%	MACRS 7		17.4	8.13	8.13	0	0	0
050	096	Utility	MACRS 7	2023	050	Mid-States Division	State No E	096	1010	GENL Power Operated Equip	V2004	50%	MACRS 7		17.4	16.27	16.27	0	0	0
050	096	Utility	MACRS 7	2023	050	Mid-States Division	Federal	096	1010	GENL Tools	V2004	50%	MACRS 7		0	0	0	0	0	0
050	096	Utility	MACRS 7	2023	050	Mid-States Division	State No E	096	1010	GENL Tools	V2004	50%	MACRS 7		0	0	0	0	0	0
050	009	Utility	NONE	2023	050	Mid-States Division	Federal	009	1010	DIST Land, Land Rights	V2004	NQ	NONE		0	0	0	0	0	0
050	009	Utility	NONE	2023	050	Mid-States Division	Federal	009	1010	DIST Land, Land Rights	V2004	NQ	NONE		39628.98	40586.98	0	0	0	0
050	009	Utility	NONE	2023	050	Mid-States Division	Federal	009	1010	DIST Land, Land Rights	V2004	NQ	NONE		35057.08	35057.08	0	0	0	0
050	009	Utility	MACRS 15	2023	050	Mid-States Division	Federal	009	1010	DIST Mains	V2004	NQ	MACRS 15		0	0	0	0	0	0
050	009	Utility	MACRS 15	2023	050	Mid-States Division	Federal	009	1010	DIST Mains	V2004	NQ	MACRS 15		0	0	0	0	0	0

050	009	Utility	MACRS 15	2023	050 Mid-States Division	Federal	009 1010 DIST Mains	V2004 NQ	MACRS 15		-155791.93	-158984.9	-158984.9	0	0	0
050	009	Utility	MACRS 15	2023	050 Mid-States Division	Federal	009 1010 DIST Mains	V2004 NQ	MACRS 15		0	0	0	0	0	0
050	009	Utility	MACRS 15	2023	050 Mid-States Division	Federal	009 1010 DIST Mains	V2004 NQ	MACRS 15		463325.15	590042.44	590042.44	0	0	0
050	009	Utility	MACRS 15	2023	050 Mid-States Division	Federal	009 1010 DIST Mains	V2004 NQ	MACRS 15		0	0	0	0	0	0
050	009	Utility	MACRS 15	2023	050 Mid-States Division	Federal	009 1010 DIST Mains	V2004 NQ	MACRS 15		0	0	0	0	0	0
050	009	Utility	MACRS 15	2023	050 Mid-States Division	Federal	009 1010 DIST Mains	V2004 NQ	MACRS 15		0	0	0	0	0	0
050	009	Utility	MACRS 15	2023	050 Mid-States Division	Federal	009 1010 DIST Mains	V2004 NQ	MACRS 15		0	0	0	0	0	0
050	009	Utility	MACRS 15	2023	050 Mid-States Division	Federal	009 1010 DIST Mains	V2004 NQ	MACRS 15		0	0	0	0	0	0
050	009	Utility	MACRS 15	2023	050 Mid-States Division	Federal	009 1010 DIST Mains	V2004 NQ	MACRS 15		0	0	0	0	0	0
050	009	Utility	MACRS 15	2023	050 Mid-States Division	Federal	009 1010 DIST Mains	V2004 NQ	MACRS 15		0	0	0	0	0	0
050	009	Utility	MACRS 15	2023	050 Mid-States Division	Federal	009 1010 DIST Mains	V2004 NQ	MACRS 15		0	0	0	0	0	0
050	009	Utility	MACRS 15	2023	050 Mid-States Division	Federal	009 1010 DIST Mains	V2004 NQ	MACRS 15		-19140.06	-19844.52	-19844.52	0	0	0
050	009	Utility	MACRS 15	2023	050 Mid-States Division	Federal	009 1010 DIST Mains	V2004 NQ	MACRS 15		0	0	0	0	0	0
050	009	Utility	MACRS 15	2023	050 Mid-States Division	Federal	009 1010 DIST Mains	V2004 NQ	MACRS 15		0	0	0	0	0	0
050	009	Utility	MACRS 15	2023	050 Mid-States Division	Federal	009 1010 DIST Mains	V2004 NQ	MACRS 15		0	0	0	0	0	0
050	009	Utility	MACRS 15	2023	050 Mid-States Division	Federal	009 1010 DIST Meas, Reg Sta	V2004 NQ	MACRS 15		0	0	0	0	0	0
050	009	Utility	MACRS 15	2023	050 Mid-States Division	Federal	009 1010 DIST Meas, Reg Sta	V2004 NQ	MACRS 15		0	0	0	0	0	0
050	009	Utility	MACRS 15	2023	050 Mid-States Division	Federal	009 1010 DIST Meas, Reg Sta	V2004 NQ	MACRS 15		-89861.34	-91441.73	-91441.73	0	0	0
050	009	Utility	MACRS 15	2023	050 Mid-States Division	Federal	009 1010 DIST Meas, Reg Sta	V2004 NQ	MACRS 15		289.63	308.43	308.43	0	0	0
050	009	Utility	MACRS 20	2023	050 Mid-States Division	Federal	009 1010 DIST Meas, Reg Sta (Ind)	V2004 NQ	MACRS 20		-49687.41	-51940.53	-48464.71	-2317.07	0	0
050	009	Utility	MACRS 20	2023	050 Mid-States Division	Federal	009 1010 DIST Meters & Regs	V2004 NQ	MACRS 20		14.22	16.8	15.68	0.75	0	0
050	009	Utility	MACRS 20	2023	050 Mid-States Division	Federal	009 1010 DIST Meters & Regs	V2004 NQ	MACRS 20		0	0	0	0	0	0
050	009	Utility	MACRS 20	2023	050 Mid-States Division	Federal	009 1010 DIST Meters & Regs	V2004 NQ	MACRS 20		0	0	0	0	0	0
050	009	Utility	MACRS 20	2023	050 Mid-States Division	Federal	009 1010 DIST Meters & Regs	V2004 NQ	MACRS 20		0	0	0	0	0	0
050	009	Utility	MACRS 20	2023	050 Mid-States Division	Federal	009 1010 DIST Meters & Regs	V2004 NQ	MACRS 20		0	0	0	0	0	0
050	009	Utility	MACRS 20	2023	050 Mid-States Division	Federal	009 1010 DIST Meters & Regs	V2004 NQ	MACRS 20		0	0	0	0	0	0
050	009	Utility	MACRS 20	2023	050 Mid-States Division	Federal	009 1010 DIST Meters & Regs	V2004 NQ	MACRS 20		0	0	0	0	0	0
050	009	Utility	MACRS 20	2023	050 Mid-States Division	Federal	009 1010 DIST Meters & Regs	V2004 NQ	MACRS 20		691427.77	899630.68	839427.37	40132.52	0	0
050	009	Utility	MACRS 20	2023	050 Mid-States Division	Federal	009 1010 DIST Meters & Regs	V2004 NQ	MACRS 20		0	0	0	0	0	0
050	009	Utility	MACRS 20	2023	050 Mid-States Division	Federal	009 1010 DIST Meters & Regs	V2004 NQ	MACRS 20		8020.12	15461.54	14426.84	689.74	0	0
050	009	Utility	MACRS 20	2023	050 Mid-States Division	Federal	009 1010 DIST Meters & Regs	V2004 NQ	MACRS 20		0	0	0	0	0	0
050	009	Utility	MACRS 20	2023	050 Mid-States Division	Federal	009 1010 DIST Services	V2004 NQ	MACRS 20		557765.65	949312.81	885784.79	42348.84	0	0
050	009	Utility	MACRS 20	2023	050 Mid-States Division	Federal	009 1010 DIST Services	V2004 NQ	MACRS 20		0	0	0	0	0	0
050	009	Utility	MACRS 20	2023	050 Mid-States Division	Federal	009 1010 DIST Services	V2004 NQ	MACRS 20		0	0	0	0	0	0
050	009	Utility	MACRS 20	2023	050 Mid-States Division	Federal	009 1010 DIST Services	V2004 NQ	MACRS 20		0	0	0	0	0	0
050	009	Utility	MACRS 20	2023	050 Mid-States Division	Federal	009 1010 DIST Services	V2004 NQ	MACRS 20		0	0	0	0	0	0
050	009	Utility	MACRS 20	2023	050 Mid-States Division	Federal	009 1010 DIST Services	V2004 NQ	MACRS 20		0	0	0	0	0	0
050	009	Utility	MACRS 20	2023	050 Mid-States Division	Federal	009 1010 DIST Structures	V2004 NQ	MACRS 20		3.65	5.71	5.27	0.25	0	0
050	009	Utility	MACRS 5	2023	050 Mid-States Division	Federal	009 1010 GENL Communication	V2004 NQ	MACRS 5		-266.76	-270.64	-270.64	0	0	0
050	009	Utility	AMT 5	2023	050 Mid-States Division	AMT	009 1010 GENL Communication	V2004 NQ	AMT 5		-266.76	-270.64	-270.64	0	0	0
050	009	Utility	MACRS 5	2023	050 Mid-States Division	Federal	009 1010 GENL Computers HW	V2004 NQ	MACRS 5		8112.1	8218.46	8218.46	0	0	0
050	009	Utility	AMT 5	2023	050 Mid-States Division	AMT	009 1010 GENL Computers HW	V2004 NQ	AMT 5		8112.1	8218.46	8218.46	0	0	0
050	009	Utility	SL 3	2023	050 Mid-States Division	Federal	009 1010 GENL Computers SW	V2004 NQ	SL 3		0	0	0	0	0	0
050	009	Utility	SL 3	2023	050 Mid-States Division	Federal	009 1010 GENL Computers SW	V2004 NQ	SL 3		0	0	0	0	0	0
050	009	Utility	MACRS 7	2023	050 Mid-States Division	Federal	009 1010 GENL Misc	V2004 NQ	MACRS 7		0	0	0	0	0	0
050	009	Utility	AMT 7	2023	050 Mid-States Division	AMT	009 1010 GENL Misc	V2004 NQ	AMT 7		0	0	0	0	0	0
050	009	Utility	MACRS 7	2023	050 Mid-States Division	Federal	009 1010 GENL Office 7	V2004 NQ	MACRS 7		-309.12	-313.3	-313.3	0	0	0
050	009	Utility	AMT 7	2023	050 Mid-States Division	AMT	009 1010 GENL Office 7	V2004 NQ	AMT 7		-309.12	-313.3	-313.3	0	0	0
050	009	Utility	MACRS 7	2023	050 Mid-States Division	Federal	009 1010 GENL Power Operated Equip	V2004 NQ	MACRS 7		0	0	0	0	0	0
050	009	Utility	AMT 7	2023	050 Mid-States Division	AMT	009 1010 GENL Power Operated Equip	V2004 NQ	AMT 7		0	0	0	0	0	0
050	009	Utility	MACRS 7	2023	050 Mid-States Division	Federal	009 1010 GENL Power Operated Equip	V2004 NQ	MACRS 7		0	0	0	0	0	0
050	009	Utility	AMT 7	2023	050 Mid-States Division	AMT	009 1010 GENL Power Operated Equip	V2004 NQ	AMT 7		0	0	0	0	0	0
050	009	Utility	MACRS 39	2023	050 Mid-States Division	Federal	009 1010 GENL Structures	V2004 NQ	MACRS 39 APR	37987	0	0	0	0	0	0
050	009	Utility	MACRS 39	2023	050 Mid-States Division	Federal	009 1010 GENL Structures	V2004 NQ	MACRS 39 JUN	38047	0	0	0	0	0	0
050	009	Utility	MACRS 39	2023	050 Mid-States Division	Federal	009 1010 GENL Structures	V2004 NQ	MACRS 39 JUN	38047	0	0	0	0	0	0
050	009	Utility	MACRS 39	2023	050 Mid-States Division	Federal	009 1010 GENL Structures	V2004 NQ	MACRS 39 DEC	37865	0	0	0	0	0	0
050	009	Utility	MACRS 7	2023	050 Mid-States Division	Federal	009 1010 GENL Tools	V2004 NQ	MACRS 7		0	0	0	0	0	0
050	009	Utility	AMT 7	2023	050 Mid-States Division	AMT	009 1010 GENL Tools	V2004 NQ	AMT 7		0	0	0	0	0	0
050	009	Utility	MACRS 7	2023	050 Mid-States Division	Federal	009 1010 GENL Tools	V2004 NQ	MACRS 7		0	0	0	0	0	0
050	009	Utility	AMT 7	2023	050 Mid-States Division	AMT	009 1010 GENL Tools	V2004 NQ	AMT 7		0	0	0	0	0	0
050	009	Utility	MACRS 7	2023	050 Mid-States Division	Federal	009 1010 GENL Tools	V2004 NQ	MACRS 7		0	0	0	0	0	0
050	009	Utility	AMT 7	2023	050 Mid-States Division	AMT	009 1010 GENL Tools	V2004 NQ	AMT 7		0	0	0	0	0	0
050	009	Utility	MACRS 7	2023	050 Mid-States Division	Federal	009 1010 GENL Tools	V2004 NQ	MACRS 7		0	0	0	0	0	0
050	009	Utility	AMT 7	2023	050 Mid-States Division	AMT	009 1010 GENL Tools	V2004 NQ	AMT 7		0	0	0	0	0	0
050	009	Utility	MACRS 5	2023	050 Mid-States Division	Federal	009 1010 GENL Transportation	V2004 NQ	MACRS 5		0	0	0	0	0	0
050	009	Utility	AMT 5	2023	050 Mid-States Division	AMT	009 1010 GENL Transportation	V2004 NQ	AMT 5		0	0	0	0	0	0
050	009	Utility	NONE	2023	050 Mid-States Division	Federal	009 1010 TRAN Land, Land Rights	V2004 NQ	NONE		0	0	0	0	0	0
050	009	Utility	NONE	2023	050 Mid-States Division	Federal	009 1010 TRAN Land, Land Rights	V2004 NQ	NONE		0	0	0	0	0	0
050	009	Utility	MACRS 7	2023	050 Mid-States Division	Federal	009 1010 TRAN Mains	V2004 NQ	MACRS 7		0	0	0	0	0	0
050	009	Utility	AMT 7	2023	050 Mid-States Division	AMT	009 1010 TRAN Mains	V2004 NQ	AMT 7		0	0	0	0	0	0
050	009	Utility	MACRS 7	2023	050 Mid-States Division	Federal	009 1010 TRAN Mains	V2004 NQ	MACRS 7		555.32	555.32	555.32	0	0	0
050	009	Utility	AMT 7	2023	050 Mid-States Division	AMT	009 1010 TRAN Mains	V2004 NQ	AMT 7		555.32	555.32	555.32	0	0	0
050	009	Utility	MACRS 7	2023	050 Mid-States Division	Federal	009 1010 TRAN Meas, Reg Sta Equip	V2004 NQ	MACRS 7		0	0	0	0	0	0
050	009	Utility	AMT 7	2023	050 Mid-States Division	AMT	009 1010 TRAN Meas, Reg Sta Equip	V2004 NQ	AMT 7		0	0	0	0	0	0
050	009	Utility	MACRS 7	2023	050 Mid-States Division	Federal	009 1010 TRAN Structures	V2004 NQ	MACRS 7		39201.24	19600.62	19600.62	0	0	0
050	009	Utility	AMT 7	2023	050 Mid-States Division	AMT	009 1010 TRAN Structures	V2004 NQ	AMT 7		39201.24	19601.24	19601.24	0	0	0
050	009	Utility	MACRS 7	2023	050 Mid-States Division	State No E	009 1010 TRAN Structures	V2004 NQ	MACRS 7		39201.24	39201.24	39201.24	0	0	0
050	089	Utility	MACRS 15	2023	050 Mid-States Division	Federal	089 1010 DIST Mains	V2004 NQ	MACRS 15		0	1094	1094	0	0	0
050	089	Utility	MACRS 15	2023	050 Mid-States Division	Federal	089 1010 DIST Mains	V2004 NQ	MACRS 15		0	13877	13877	0	0	0
050	089	Utility	MACRS 15	2023	050 Mid-States Division	Federal	089 1010 DIST Mains	V2004 NQ	MACRS 15		0	41970	41970	0	0	0
050	089	Utility	MACRS 15	2023	050 Mid-States Division	Federal	089 1010 DIST Meas, Reg Sta	V2004 NQ	MACRS 15		0	419	419	0	0	0
050	089	Utility	MACRS 20	2023	050 Mid-States Division	Federal	089 1010 DIST Meters & Regs	V2004 NQ	MACRS 20		0	10637	9925.19	474.52	0	0
050	089	Utility	MACRS 20	2023	050 Mid-States Division	Federal	089 1010 DIST Services	V2004 NQ	MACRS 20		0	27170	25351.79	1212.05	0	0
050	089	Utility	MACRS 39	2023	050 Mid-States Division	Federal	089 1010 GENL Structures	V2004 NQ	MACRS 39 MAY	38018	0	16168	7617.44	414.55	0	0
050	089	Utility	MACRS 15	2023	050 Mid-States Division	Federal	089 1010 STOR Structures	V2004 NQ	MACRS 15		0	2807.01	2807.01	0	0	0
050	091	Utility	MACRS 5	2023	050 Mid-States Division	Federal	091 1010 GENL Computers HW	V2004 NQ	MACRS 5		0	0	0	0	0	0
050	091	Utility	AMT 5	2023	050 Mid-States Division	AMT	091 1010 GENL Computers HW	V2004 NQ	AMT 5		0	0	0	0	0	0
050	091	Utility	MACRS 5	2023	050 Mid-States Division	Federal	091 1010 GENL Computers HW	V2004 NQ	MACRS 5		0	0	0	0	0	0

050	091	Utility	AMT 5	2023	050 Mid-States Division	AMT	091 1010 GENL Computers HW	V2004 NQ	AMT 5		0	0	0	0	0	0
050	091	Utility	MACRS 5	2023	050 Mid-States Division	Federal	091 1010 GENL Computers HW	V2004 NQ	MACRS 5		0	0	0	0	0	0
050	091	Utility	AMT 5	2023	050 Mid-States Division	AMT	091 1010 GENL Computers HW	V2004 NQ	AMT 5		0	0	0	0	0	0
050	091	Utility	SL 3	2023	050 Mid-States Division	Federal	091 1010 GENL Computers SW	V2004 NQ	SL 3		-0.89	-0.89	-0.89	0	0	0
050	091	Utility	MACRS 7	2023	050 Mid-States Division	Federal	091 1010 GENL Misc	V2004 NQ	MACRS 7		0	0	0	0	0	0
050	091	Utility	AMT 7	2023	050 Mid-States Division	AMT	091 1010 GENL Misc	V2004 NQ	AMT 7		0	0	0	0	0	0
050	091	Utility	MACRS 7	2023	050 Mid-States Division	Federal	091 1010 GENL Office 7	V2004 NQ	MACRS 7		0	98	98	0	0	0
050	091	Utility	AMT 7	2023	050 Mid-States Division	AMT	091 1010 GENL Office 7	V2004 NQ	AMT 7		0	98	98	0	0	0
050	091	Utility	MACRS 39	2023	050 Mid-States Division	Federal	091 1010 GENL Structures	V2004 NQ	MACRS 39 APR	37987	0	17231	8154.86	441.8	0	0
050	091	Utility	MACRS 39	2023	050 Mid-States Division	Federal	091 1010 GENL Structures	V2004 NQ	MACRS 39 JUN	38047	0	12332	5783.66	316.19	0	0
050	091	Utility	MACRS 39	2023	050 Mid-States Division	Federal	091 1010 GENL Structures	V2004 NQ	MACRS 39 OCT	37803	0	521	253.28	13.36	0	0
050	091	Utility	MACRS 7	2023	050 Mid-States Division	Federal	091 1010 GENL Tools	V2004 NQ	MACRS 7		0	0	0	0	0	0
050	091	Utility	AMT 7	2023	050 Mid-States Division	AMT	091 1010 GENL Tools	V2004 NQ	AMT 7		0	0	0	0	0	0
050	093	Utility	MACRS 20	2023	050 Mid-States Division	Federal	093 1010 DIST Equipment	V2004 NQ	MACRS 20		-143.25	-143.25	-133.64	-6.39	0	0
050	093	Utility	NONE	2023	050 Mid-States Division	Federal	093 1010 DIST Land, Land Rights	V2004 NQ	NONE		14159.6	14350.6	0	0	0	0
050	093	Utility	NONE	2023	050 Mid-States Division	Federal	093 1010 DIST Land, Land Rights	V2004 NQ	NONE		31065.4	31065.4	0	0	0	0
050	093	Utility	MACRS 15	2023	050 Mid-States Division	Federal	093 1010 DIST Mains	V2004 NQ	MACRS 15		25729.85	26205.66	26205.66	0	0	0
050	093	Utility	MACRS 15	2023	050 Mid-States Division	Federal	093 1010 DIST Mains	V2004 NQ	MACRS 15		3601.29	3667.84	3667.84	0	0	0
050	093	Utility	MACRS 15	2023	050 Mid-States Division	Federal	093 1010 DIST Mains	V2004 NQ	MACRS 15		392.48	399.7	399.7	0	0	0
050	093	Utility	MACRS 15	2023	050 Mid-States Division	Federal	093 1010 DIST Mains	V2004 NQ	MACRS 15		185760.25	190945.62	190945.62	0	0	0
050	093	Utility	MACRS 15	2023	050 Mid-States Division	Federal	093 1010 DIST Mains	V2004 NQ	MACRS 15		0	0	0	0	0	0
050	093	Utility	MACRS 15	2023	050 Mid-States Division	Federal	093 1010 DIST Mains	V2004 NQ	MACRS 15		-162802.77	-160951.5	-160951.5	0	0	0
050	093	Utility	MACRS 15	2023	050 Mid-States Division	Federal	093 1010 DIST Meas, Reg Sta	V2004 NQ	MACRS 15		1109.4	1124.52	1124.52	0	0	0
050	093	Utility	MACRS 15	2023	050 Mid-States Division	Federal	093 1010 DIST Meas, Reg Sta	V2004 NQ	MACRS 15		4136.45	4190.35	4190.35	0	0	0
050	093	Utility	MACRS 20	2023	050 Mid-States Division	Federal	093 1010 DIST Meas, Reg Sta (Ind)	V2004 NQ	MACRS 20		-1662.71	-1684.13	-1571.46	-75.13	0	0
050	093	Utility	MACRS 20	2023	050 Mid-States Division	Federal	093 1010 DIST Meters & Regs	V2004 NQ	MACRS 20		45171.59	71095.86	66338.16	3171.59	0	0
050	093	Utility	MACRS 20	2023	050 Mid-States Division	Federal	093 1010 DIST Meters & Regs	V2004 NQ	MACRS 20		84556.03	92400.25	86216.84	4121.98	0	0
050	093	Utility	MACRS 20	2023	050 Mid-States Division	Federal	093 1010 DIST Meters & Regs	V2004 NQ	MACRS 20		8561.89	38062.24	35515.14	1697.96	0	0
050	093	Utility	MACRS 20	2023	050 Mid-States Division	Federal	093 1010 DIST Services	V2004 NQ	MACRS 20		287726.2	360148.25	336047.09	16066.21	0	0
050	093	Utility	MACRS 5	2023	050 Mid-States Division	Federal	093 1010 GENL Communication	V2004 NQ	MACRS 5		-703.05	-714.62	-714.62	0	0	0
050	093	Utility	AMT 5	2023	050 Mid-States Division	AMT	093 1010 GENL Communication	V2004 NQ	AMT 5		-703.05	-714.62	-714.62	0	0	0
050	093	Utility	MACRS 5	2023	050 Mid-States Division	Federal	093 1010 GENL Computers HW	V2004 NQ	MACRS 5		0	0	0	0	0	0
050	093	Utility	AMT 5	2023	050 Mid-States Division	AMT	093 1010 GENL Computers HW	V2004 NQ	AMT 5		0	0	0	0	0	0
050	093	Utility	NONE	2023	050 Mid-States Division	Federal	093 1010 GENL Land Rights	V2004 NQ	NONE		49997	49997	0	0	0	0
050	093	Utility	MACRS 7	2023	050 Mid-States Division	Federal	093 1010 GENL Misc	V2004 NQ	MACRS 7		0	0	0	0	0	0
050	093	Utility	AMT 7	2023	050 Mid-States Division	AMT	093 1010 GENL Misc	V2004 NQ	AMT 7		0	0	0	0	0	0
050	093	Utility	MACRS 7	2023	050 Mid-States Division	Federal	093 1010 GENL Office 7	V2004 NQ	MACRS 7		0	0	0	0	0	0
050	093	Utility	AMT 7	2023	050 Mid-States Division	AMT	093 1010 GENL Office 7	V2004 NQ	AMT 7		0	0	0	0	0	0
050	093	Utility	MACRS 7	2023	050 Mid-States Division	Federal	093 1010 GENL Power Operated Equip	V2004 NQ	MACRS 7		0	0	0	0	0	0
050	093	Utility	AMT 7	2023	050 Mid-States Division	AMT	093 1010 GENL Power Operated Equip	V2004 NQ	AMT 7		0	0	0	0	0	0
050	093	Utility	MACRS 7	2023	050 Mid-States Division	Federal	093 1010 GENL Power Operated Equip	V2004 NQ	MACRS 7		0	0	0	0	0	0
050	093	Utility	AMT 7	2023	050 Mid-States Division	AMT	093 1010 GENL Power Operated Equip	V2004 NQ	AMT 7		0	0	0	0	0	0
050	093	Utility	MACRS 7	2023	050 Mid-States Division	Federal	093 1010 GENL Power Operated Equip	V2004 NQ	MACRS 7		0	23.38	23.38	0	0	0
050	093	Utility	AMT 7	2023	050 Mid-States Division	AMT	093 1010 GENL Power Operated Equip	V2004 NQ	AMT 7		0	23.38	23.38	0	0	0
050	093	Utility	MACRS 39	2023	050 Mid-States Division	Federal	093 1010 GENL Structures	V2004 NQ	MACRS 39 DEC	37865	-1690.36	-1712.79	-825.33	-43.92	0	0
050	093	Utility	MACRS 7	2023	050 Mid-States Division	Federal	093 1010 GENL Tools	V2004 NQ	MACRS 7		0	1864.98	1864.98	0	0	0
050	093	Utility	AMT 7	2023	050 Mid-States Division	AMT	093 1010 GENL Tools	V2004 NQ	AMT 7		0	1864.98	1864.98	0	0	0
050	095	Utility	MACRS 15	2023	050 Mid-States Division	Federal	095 1010 DIST Meas, Reg Sta	V2004 NQ	MACRS 15		0.02	0	0	0	0	0
050	095	Utility	MACRS 20	2023	050 Mid-States Division	Federal	095 1010 DIST Meters & Regs	V2004 NQ	MACRS 20		0	0	0	0	0	0
050	096	Utility	MACRS 15	2023	050 Mid-States Division	Federal	096 1010 DIST Mains	V2004 NQ	MACRS 15		-240.75	-245.7	-245.7	0	0	0
050	096	Utility	MACRS 15	2023	050 Mid-States Division	Federal	096 1010 DIST Mains	V2004 NQ	MACRS 15		43883.74	47816.69	47816.69	0	0	0
050	096	Utility	MACRS 15	2023	050 Mid-States Division	Federal	096 1010 DIST Mains	V2004 NQ	MACRS 15		31.33	32.63	32.63	0	0	0
050	096	Utility	MACRS 15	2023	050 Mid-States Division	Federal	096 1010 DIST Mains	V2004 NQ	MACRS 15		141.74	147.6	147.6	0	0	0
050	096	Utility	MACRS 15	2023	050 Mid-States Division	Federal	096 1010 DIST Mains	V2004 NQ	MACRS 15		13143.28	13687.45	13687.45	0	0	0
050	096	Utility	MACRS 15	2023	050 Mid-States Division	Federal	096 1010 DIST Mains	V2004 NQ	MACRS 15		1107.72	1153.59	1153.59	0	0	0
050	096	Utility	MACRS 15	2023	050 Mid-States Division	Federal	096 1010 DIST Mains	V2004 NQ	MACRS 15		141.74	147.6	147.6	0	0	0
050	096	Utility	MACRS 15	2023	050 Mid-States Division	Federal	096 1010 DIST Mains	V2004 NQ	MACRS 15		50.41	52.49	52.49	0	0	0
050	096	Utility	MACRS 15	2023	050 Mid-States Division	Federal	096 1010 DIST Meas, Reg Sta	V2004 NQ	MACRS 15		5808.7	5878.63	5878.63	0	0	0
050	096	Utility	MACRS 20	2023	050 Mid-States Division	Federal	096 1010 DIST Meters & Regs	V2004 NQ	MACRS 20		30.09	4163.64	3885.01	185.74	0	0
050	096	Utility	MACRS 20	2023	050 Mid-States Division	Federal	096 1010 DIST Meters & Regs	V2004 NQ	MACRS 20		28295.23	30449.28	28411.62	1358.34	0	0
050	096	Utility	MACRS 20	2023	050 Mid-States Division	Federal	096 1010 DIST Meters & Regs	V2004 NQ	MACRS 20		-1391.94	-926.67	-864.67	-41.34	0	0
050	096	Utility	MACRS 20	2023	050 Mid-States Division	Federal	096 1010 DIST Services	V2004 NQ	MACRS 20		23212.2	44844.85	41843.86	2000.53	0	0
050	096	Utility	MACRS 7	2023	050 Mid-States Division	Federal	096 1010 GENL Misc	V2004 NQ	MACRS 7		-15.85	-16.08	-16.08	0	0	0
050	096	Utility	AMT 7	2023	050 Mid-States Division	AMT	096 1010 GENL Misc	V2004 NQ	AMT 7		-15.85	-16.08	-16.08	0	0	0
050	096	Utility	MACRS 7	2023	050 Mid-States Division	Federal	096 1010 GENL Power Operated Equip	V2004 NQ	MACRS 7		-0.17	-0.17	-0.17	0	0	0
050	096	Utility	AMT 7	2023	050 Mid-States Division	AMT	096 1010 GENL Power Operated Equip	V2004 NQ	AMT 7		-0.17	-0.17	-0.17	0	0	0
050	096	Utility	MACRS 7	2023	050 Mid-States Division	Federal	096 1010 GENL Power Operated Equip	V2004 NQ	MACRS 7		-1278.68	-1278.68	-1278.68	0	0	0
050	096	Utility	AMT 7	2023	050 Mid-States Division	AMT	096 1010 GENL Power Operated Equip	V2004 NQ	AMT 7		-1278.68	-1278.68	-1278.68	0	0	0
050	096	Utility	MACRS 39	2023	050 Mid-States Division	Federal	096 1010 GENL Structures	V2004 NQ	MACRS 39 JAN	38261	0	72200	34632.93	1851.21	0	0
050	096	Utility	MACRS 7	2023	050 Mid-States Division	Federal	096 1010 GENL Tools	V2004 NQ	MACRS 7		-753.5	-753.5	-753.5	0	0	0
050	096	Utility	AMT 7	2023	050 Mid-States Division	AMT	096 1010 GENL Tools	V2004 NQ	AMT 7		-753.5	-753.5	-753.5	0	0	0
050	009	Utility	MACRS 15	2023	050 Mid-States Division	Federal	009 1010 DIST Mains	V2005 30% FY	MACRS 15		0	41.86	41.86	0	0	0
050	009	Utility	MACRS 7	2023	050 Mid-States Division	Federal	009 1010 GENL Power Operated Equip	V2005 30% FY	MACRS 7		0	0.01	0	0	0	0
050	009	Utility	MACRS 7	2023	050 Mid-States Division	State No E	009 1010 GENL Power Operated Equip	V2005 30% FY	MACRS 7		0	0.01	0	0	0	0
050	009	Utility	MACRS 7	2023	050 Mid-States Division	Federal	009 1010 GENL Tools	V2005 30% FY	MACRS 7		0	0.01	0	0	0	0
050	009	Utility	MACRS 7	2023	050 Mid-States Division	State No E	009 1010 GENL Tools	V2005 30% FY	MACRS 7		0	0.01	0	0	0	0
050	089	Utility	MACRS 15	2023	050 Mid-States Division	Federal	089 1010 DIST Meas, Reg Sta	V2005 30% FY	MACRS 15		0	0	0	0	0	0
050	093	Utility	MACRS 15	2023	050 Mid-States Division	Federal	093 1010 DIST Mains	V2005 30% FY	MACRS 15		0	467.11	467.11	0	0	0
050	009	Utility	NONE	2023	050 Mid-States Division	Federal	009 1010 DIST Land, Land Rights	V2005 50% FY	NONE		-2614.97	-2650.06	0	0	0	0
050	009	Utility	NONE	2023	050 Mid-States Division	Federal	009 1010 DIST Land, Land Rights	V2005 50% FY	NONE		-1143.65	-1159	0	0	0	0
050	009	Utility	MACRS 15	2023	050 Mid-States Division	Federal	009 1010 DIST Mains	V2005 50% FY	MACRS 15		0	0	0	0	0	0
050	009	Utility	MACRS 15	2023	050 Mid-States Division	State No E	009 1010 DIST Mains	V2005 50% FY	MACRS 15		0	0	0	0	0	0
050	009	Utility	MACRS 15	2023	050 Mid-States Division	Federal	009 1010 DIST Mains	V2005 50% FY	MACRS 15		0	0	0	0	0	0
050	009	Utility	MACRS 15	2023	050 Mid-States Division	State No E	009 1010 DIST Mains	V2005 50% FY	MACRS 15		0	0	0	0	0	0
050	009	Utility	MACRS 15	2023	050 Mid-States Division	Federal	009 1010 DIST Mains	V2005 50% FY	MACRS 15		264806.31	91579.64	91579.64	0	0	0
050	009	Utility	MACRS 15	2023	050 Mid-States Division	State No E	009 1010 DIST Mains	V2005 50% FY	MACRS 15		264806.31	183159.27	183159.27	0	0	0
050	009	Utility	MACRS 15	2023	050 Mid-States Division	Federal	009 1010 DIST Mains	V2005 50% FY	MACRS 15		0	0	0	0	0	0
050	009	Utility	MACRS 15	2023	050 Mid-States Division	State No E	009 1010 DIST Mains	V2005 50% FY	MACRS 15		0	0	0	0	0	0
050	009	Utility	MACRS 15	2023	050 Mid-States Division	Federal	009 1010 DIST Mains	V2005 50% FY	MACRS 15		0	0	0	0	0	0
050	009	Utility	MACRS 15	2023	050 Mid-States Division	State No E	009 1010 DIST Mains	V2005 50% FY	MACRS 15		0	0	0	0	0	0
050	009	Utility	MACRS 15	2023	050 Mid-States Division	Federal	009 1010 DIST Mains	V2005 50% FY	MACRS 15		0	0	0	0	0	0
050	009	Utility	MACRS 15	2023	050 Mid-States Division	State No E	009 1010 DIST Mains	V2005 50% FY	MACRS 15		0	0	0	0	0	0

050	009	Utility	MACRS 15	2023	050 Mid-States Division	Federal	009 1010 DIST Mains	V2005 50% FY	MACRS 15			0	0	0	0	0	0
050	009	Utility	MACRS 15	2023	050 Mid-States Division	State No E	009 1010 DIST Mains	V2005 50% FY	MACRS 15			0	0	0	0	0	0
050	009	Utility	MACRS 15	2023	050 Mid-States Division	Federal	009 1010 DIST Mains	V2005 50% FY	MACRS 15			-37874.35	-85984.59	-85984.59	0	0	0
050	009	Utility	MACRS 15	2023	050 Mid-States Division	State No E	009 1010 DIST Mains	V2005 50% FY	MACRS 15			-37874.35	-171969.19	-171969.19	0	0	0
050	009	Utility	MACRS 15	2023	050 Mid-States Division	Federal	009 1010 DIST Mains	V2005 50% FY	MACRS 15			0	0	0	0	0	0
050	009	Utility	MACRS 15	2023	050 Mid-States Division	State No E	009 1010 DIST Mains	V2005 50% FY	MACRS 15			0	0	0	0	0	0
050	009	Utility	MACRS 15	2023	050 Mid-States Division	Federal	009 1010 DIST Mains	V2005 50% FY	MACRS 15			0	0	0	0	0	0
050	009	Utility	MACRS 15	2023	050 Mid-States Division	State No E	009 1010 DIST Mains	V2005 50% FY	MACRS 15			0	0	0	0	0	0
050	009	Utility	MACRS 15	2023	050 Mid-States Division	Federal	009 1010 DIST Mains	V2005 50% FY	MACRS 15			0	0	0	0	0	0
050	009	Utility	MACRS 15	2023	050 Mid-States Division	State No E	009 1010 DIST Mains	V2005 50% FY	MACRS 15			0	0	0	0	0	0
050	009	Utility	MACRS 15	2023	050 Mid-States Division	Federal	009 1010 DIST Mains	V2005 50% FY	MACRS 15			0	0	0	0	0	0
050	009	Utility	MACRS 15	2023	050 Mid-States Division	State No E	009 1010 DIST Mains	V2005 50% FY	MACRS 15			0	0	0	0	0	0
050	009	Utility	MACRS 15	2023	050 Mid-States Division	Federal	009 1010 DIST Mains	V2005 50% FY	MACRS 15			0	0	0	0	0	0
050	009	Utility	MACRS 15	2023	050 Mid-States Division	State No E	009 1010 DIST Mains	V2005 50% FY	MACRS 15			0	0	0	0	0	0
050	009	Utility	MACRS 15	2023	050 Mid-States Division	Federal	009 1010 DIST Mains	V2005 50% FY	MACRS 15			366943.76	169381.07	169381.07	0	0	0
050	009	Utility	MACRS 15	2023	050 Mid-States Division	State No E	009 1010 DIST Mains	V2005 50% FY	MACRS 15			366943.76	338762.14	338762.14	0	0	0
050	009	Utility	MACRS 15	2023	050 Mid-States Division	Federal	009 1010 DIST Mains	V2005 50% FY	MACRS 15			0	0	0	0	0	0
050	009	Utility	MACRS 15	2023	050 Mid-States Division	State No E	009 1010 DIST Mains	V2005 50% FY	MACRS 15			0	0	0	0	0	0
050	009	Utility	MACRS 15	2023	050 Mid-States Division	Federal	009 1010 DIST Meas, Reg Sta	V2005 50% FY	MACRS 15			0	0	0	0	0	0
050	009	Utility	MACRS 15	2023	050 Mid-States Division	State No E	009 1010 DIST Meas, Reg Sta	V2005 50% FY	MACRS 15			0	0	0	0	0	0
050	009	Utility	MACRS 15	2023	050 Mid-States Division	Federal	009 1010 DIST Meas, Reg Sta	V2005 50% FY	MACRS 15			0	0	0	0	0	0
050	009	Utility	MACRS 15	2023	050 Mid-States Division	State No E	009 1010 DIST Meas, Reg Sta	V2005 50% FY	MACRS 15			0	0	0	0	0	0
050	009	Utility	MACRS 15	2023	050 Mid-States Division	Federal	009 1010 DIST Meas, Reg Sta	V2005 50% FY	MACRS 15			0	0	0	0	0	0
050	009	Utility	MACRS 15	2023	050 Mid-States Division	State No E	009 1010 DIST Meas, Reg Sta	V2005 50% FY	MACRS 15			0	0	0	0	0	0
050	009	Utility	MACRS 15	2023	050 Mid-States Division	Federal	009 1010 DIST Meas, Reg Sta	V2005 50% FY	MACRS 15			0	0	0	0	0	0
050	009	Utility	MACRS 15	2023	050 Mid-States Division	State No E	009 1010 DIST Meas, Reg Sta	V2005 50% FY	MACRS 15			0	0	0	0	0	0
050	009	Utility	MACRS 15	2023	050 Mid-States Division	Federal	009 1010 DIST Meas, Reg Sta	V2005 50% FY	MACRS 15			-7048.62	-3571.61	-3571.61	0	0	0
050	009	Utility	MACRS 15	2023	050 Mid-States Division	State No E	009 1010 DIST Meas, Reg Sta	V2005 50% FY	MACRS 15			-7048.62	-7143.21	-7143.21	0	0	0
050	009	Utility	MACRS 15	2023	050 Mid-States Division	Federal	009 1010 DIST Meas, Reg Sta	V2005 50% FY	MACRS 15			-389.05	203.72	203.72	0	0	0
050	009	Utility	MACRS 15	2023	050 Mid-States Division	State No E	009 1010 DIST Meas, Reg Sta	V2005 50% FY	MACRS 15			-389.05	407.43	407.43	0	0	0
050	009	Utility	MACRS 20	2023	050 Mid-States Division	Federal	009 1010 DIST Meas, Reg Sta (Ind)	V2005 50% FY	MACRS 20			0	0	0	0	0	0
050	009	Utility	MACRS 20	2023	050 Mid-States Division	State No E	009 1010 DIST Meas, Reg Sta (Ind)	V2005 50% FY	MACRS 20			0	0	0	0	0	0
050	009	Utility	MACRS 20	2023	050 Mid-States Division	Federal	009 1010 DIST Meas, Reg Sta (Ind)	V2005 50% FY	MACRS 20			3738.49	2503.13	2223.9	111.69	0	0
050	009	Utility	MACRS 20	2023	050 Mid-States Division	State No E	009 1010 DIST Meas, Reg Sta (Ind)	V2005 50% FY	MACRS 20			3738.49	5006.25	4447.87	223.38	0	0
050	009	Utility	MACRS 20	2023	050 Mid-States Division	Federal	009 1010 DIST Meters & Regs	V2005 50% FY	MACRS 20			-22795.66	-7657.25	-6803.19	-341.67	0	0
050	009	Utility	MACRS 20	2023	050 Mid-States Division	State No E	009 1010 DIST Meters & Regs	V2005 50% FY	MACRS 20			-22795.66	-15314.5	-13606.3	-683.33	0	0
050	009	Utility	MACRS 20	2023	050 Mid-States Division	Federal	009 1010 DIST Meters & Regs	V2005 50% FY	MACRS 20			-1783.32	-903.63	-802.84	-40.32	0	0
050	009	Utility	MACRS 20	2023	050 Mid-States Division	State No E	009 1010 DIST Meters & Regs	V2005 50% FY	MACRS 20			-1783.32	-1807.25	-1605.66	-80.64	0	0
050	009	Utility	MACRS 20	2023	050 Mid-States Division	Federal	009 1010 DIST Meters & Regs	V2005 50% FY	MACRS 20			1246142.68	523035.99	464696.6	23337.87	0	0
050	009	Utility	MACRS 20	2023	050 Mid-States Division	State No E	009 1010 DIST Meters & Regs	V2005 50% FY	MACRS 20			1246142.68	1046071.97	929393.1	46675.73	0	0
050	009	Utility	MACRS 20	2023	050 Mid-States Division	Federal	009 1010 DIST Meters & Regs	V2005 50% FY	MACRS 20			0	0	0	0	0	0
050	009	Utility	MACRS 20	2023	050 Mid-States Division	State No E	009 1010 DIST Meters & Regs	V2005 50% FY	MACRS 20			0	0	0	0	0	0
050	009	Utility	MACRS 20	2023	050 Mid-States Division	Federal	009 1010 DIST Meters & Regs	V2005 50% FY	MACRS 20			0	0	0	0	0	0
050	009	Utility	MACRS 20	2023	050 Mid-States Division	State No E	009 1010 DIST Meters & Regs	V2005 50% FY	MACRS 20			0	0	0	0	0	0
050	009	Utility	MACRS 20	2023	050 Mid-States Division	Federal	009 1010 DIST Meters & Regs	V2005 50% FY	MACRS 20			0	0	0	0	0	0
050	009	Utility	MACRS 20	2023	050 Mid-States Division	State No E	009 1010 DIST Meters & Regs	V2005 50% FY	MACRS 20			0	0	0	0	0	0
050	009	Utility	MACRS 20	2023	050 Mid-States Division	Federal	009 1010 DIST Meters & Regs	V2005 50% FY	MACRS 20			0	0	0	0	0	0
050	009	Utility	MACRS 20	2023	050 Mid-States Division	State No E	009 1010 DIST Meters & Regs	V2005 50% FY	MACRS 20			0	0	0	0	0	0
050	009	Utility	MACRS 20	2023	050 Mid-States Division	Federal	009 1010 DIST Meters & Regs	V2005 50% FY	MACRS 20			0	0	0	0	0	0
050	009	Utility	MACRS 20	2023	050 Mid-States Division	State No E	009 1010 DIST Meters & Regs	V2005 50% FY	MACRS 20			0	0	0	0	0	0
050	009	Utility	MACRS 20	2023	050 Mid-States Division	Federal	009 1010 DIST Meters & Regs	V2005 50% FY	MACRS 20			0	0	0	0	0	0
050	009	Utility	MACRS 20	2023	050 Mid-States Division	State No E	009 1010 DIST Meters & Regs	V2005 50% FY	MACRS 20			0	0	0	0	0	0
050	009	Utility	MACRS 20	2023	050 Mid-States Division	Federal	009 1010 DIST Services	V2005 50% FY	MACRS 20			0	0	0	0	0	0
050	009	Utility	MACRS 20	2023	050 Mid-States Division	State No E	009 1010 DIST Services	V2005 50% FY	MACRS 20			0	0	0	0	0	0
050	009	Utility	MACRS 20	2023	050 Mid-States Division	Federal	009 1010 DIST Services	V2005 50% FY	MACRS 20			1536828.51	1004855.14	892773.62	44836.64	0	0
050	009	Utility	MACRS 20	2023	050 Mid-States Division	State No E	009 1010 DIST Services	V2005 50% FY	MACRS 20			1536828.51	2009710.27	1785547.2	89673.27	0	0
050	009	Utility	MACRS 20	2023	050 Mid-States Division	Federal	009 1010 DIST Services	V2005 50% FY	MACRS 20			0	0	0	0	0	0
050	009	Utility	MACRS 20	2023	050 Mid-States Division	State No E	009 1010 DIST Services	V2005 50% FY	MACRS 20			0	0	0	0	0	0
050	009	Utility	MACRS 20	2023	050 Mid-States Division	Federal	009 1010 DIST Services	V2005 50% FY	MACRS 20			0	0	0	0	0	0
050	009	Utility	MACRS 20	2023	050 Mid-States Division	State No E	009 1010 DIST Services	V2005 50% FY	MACRS 20			0	0	0	0	0	0
050	009	Utility	MACRS 20	2023	050 Mid-States Division	Federal	009 1010 DIST Services	V2005 50% FY	MACRS 20			0	0	0	0	0	0
050	009	Utility	MACRS 20	2023	050 Mid-States Division	State No E	009 1010 DIST Services	V2005 50% FY	MACRS 20			0	0	0	0	0	0
050	009	Utility	MACRS 20	2023	050 Mid-States Division	Federal	009 1010 DIST Services	V2005 50% FY	MACRS 20			0	0	0	0	0	0
050	009	Utility	MACRS 20	2023	050 Mid-States Division	State No E	009 1010 DIST Services	V2005 50% FY	MACRS 20			0	0	0	0	0	0
050	009	Utility	MACRS 39	2023	050 Mid-States Division	Federal	009 1010 DIST Structures	V2005 50% FY	MACRS 39 JAN		37895	-1941.87	-1967.93	-893.56	-50.46	0	0
050	009	Utility	MACRS 5	2023	050 Mid-States Division	Federal	009 1010 GENL Communication	V2005 50% FY	MACRS 5			-6217.69	-3108.85	-3108.85	0	0	0
050	009	Utility	MACRS 5	2023	050 Mid-States Division	State No E	009 1010 GENL Communication	V2005 50% FY	MACRS 5			-6217.69	-6217.69	-6217.69	0	0	0
050	009	Utility	MACRS 5	2023	050 Mid-States Division	Federal	009 1010 GENL Computers HW	V2005 50% FY	MACRS 5			-8011.94	-4005.97	-4005.97	0	0	0
050	009	Utility	MACRS 5	2023	050 Mid-States Division	State No E	009 1010 GENL Computers HW	V2005 50% FY	MACRS 5			-8011.94	-8011.94	-8011.94	0	0	0
050	009	Utility	MACRS 5	2023	050 Mid-States Division	Federal	009 1010 GENL Computers HW	V2005 50% FY	MACRS 5			-1551.45	-775.73	-775.73	0	0	0
050	009	Utility	MACRS 5	2023	050 Mid-States Division	State No E	009 1010 GENL Computers HW	V2005 50% FY	MACRS 5			-1551.45	-1551.45	-1551.45	0	0	0
050	009	Utility	SL 3	2023	050 Mid-States Division	Federal	009 1010 GENL Computers SW	V2005 50% FY	MACRS SL 3			-63.93	-31.96	-31.96	0	0	0
050	009	Utility	SL 3	2023	050 Mid-States Division	State No E	009 1010 GENL Computers SW	V2005 50% FY	MACRS SL 3			-63.93	-63.93	-63.93	0	0	0
050	009	Utility	SL 3	2023	050 Mid-States Division	Federal	009 1010 GENL Computers SW	V2005 50% FY	MACRS SL 3			-290.91	-145.46	-145.46	0	0	0
050	009	Utility	SL 3	2023	050 Mid-States Division	State No E	009 1010 GENL Computers SW	V2005 50% FY	MACRS SL 3			-290.91	-290.91	-290.91	0	0	0
050	009	Utility	MACRS 7	2023	050 Mid-States Division	Federal	009 1010 GENL Misc	V2005 50% FY	MACRS 7			-12216.35	-6109.12	-6109.12	0	0	0
050	009	Utility	MACRS 7	2023	050 Mid-States Division	State No E	009 1010 GENL Misc	V2005 50% FY	MACRS 7			-12216.35	-12218.24	-12218.24	0	0	0
050	009	Utility	MACRS 7	2023	050 Mid-States Division	Federal	009 1010 GENL Misc	V2005 50% FY	MACRS 7			0	0.01	0.01	0	0	0
050	009	Utility	MACRS 7	2023	050 Mid-States Division	State No E	009 1010 GENL Misc	V2005 50% FY	MACRS 7			0	0	0	0	0	0
050	009	Utility	MACRS 7	2023	050 Mid-States Division	Federal	009 1010 GENL Misc	V2005 50% FY	MACRS 7			0	0	0	0	0	0
050	009	Utility	MACRS 7	2023	050 Mid-States Division	State No E	009 1010 GENL Misc	V2005 50% FY	MACRS 7			0	0	0	0	0	0
050	009	Utility	MACRS 7	2023	050 Mid-States Division	Federal	009 1010 GENL Misc	V2005 50% FY	MACRS 7			0	0.01	0.01	0	0	0
050	009	Utility	MACRS 7	2023	050 Mid-States Division	State No E	009 1010 GENL Misc	V2005 50% FY	MACRS 7			0	0	0	0	0	0
050	009	Utility	MACRS 7	2023	050 Mid-States Division	Federal	009 1010 GENL Misc	V2005 50% FY	MACRS 7			0	0	0	0	0	0
050	009	Utility	MACRS 7	2023	050 Mid-States Division	State No E	009 1010 GENL Misc	V2005 50% FY	MACRS 7			0	0	0	0	0	0
050	009	Utility	MACRS 7	2023	050 Mid-States Division	Federal	009 1010 GENL Office 7	V2005 50% FY	MACRS 7			36459.89	18229.94	18229.94	0	0	0

050	009	Utility	MACRS 7	2023	050 Mid-States Division	State No E	009 1010 GENL Office 7	V2005 50% FY	MACRS 7		36459.89	36459.89	36459.89	0	0	0
050	009	Utility	MACRS 7	2023	050 Mid-States Division	Federal	009 1010 GENL Power Operated Equip	V2005 50% FY	MACRS 7		0	-0.01	-0.01	0	0	0
050	009	Utility	MACRS 7	2023	050 Mid-States Division	State No E	009 1010 GENL Power Operated Equip	V2005 50% FY	MACRS 7		0	0	0	0	0	0
050	009	Utility	MACRS 7	2023	050 Mid-States Division	Federal	009 1010 GENL Power Operated Equip	V2005 50% FY	MACRS 7		0	0.01	0.01	0	0	0
050	009	Utility	MACRS 7	2023	050 Mid-States Division	State No E	009 1010 GENL Power Operated Equip	V2005 50% FY	MACRS 7		0	0	0	0	0	0
050	009	Utility	MACRS 7	2023	050 Mid-States Division	Federal	009 1010 GENL Power Operated Equip	V2005 50% FY	MACRS 7		0	0	0	0	0	0
050	009	Utility	MACRS 7	2023	050 Mid-States Division	State No E	009 1010 GENL Power Operated Equip	V2005 50% FY	MACRS 7		0	0	0	0	0	0
050	009	Utility	MACRS 7	2023	050 Mid-States Division	Federal	009 1010 GENL Power Operated Equip	V2005 50% FY	MACRS 7		0	0.01	0.01	0	0	0
050	009	Utility	MACRS 7	2023	050 Mid-States Division	State No E	009 1010 GENL Power Operated Equip	V2005 50% FY	MACRS 7		0	0	0	0	0	0
050	009	Utility	MACRS 7	2023	050 Mid-States Division	Federal	009 1010 GENL Power Operated Equip	V2005 50% FY	MACRS 7		-188.8	-94.4	-94.4	0	0	0
050	009	Utility	MACRS 7	2023	050 Mid-States Division	State No E	009 1010 GENL Power Operated Equip	V2005 50% FY	MACRS 7		-188.8	-188.8	-188.8	0	0	0
050	009	Utility	MACRS 39	2023	050 Mid-States Division	Federal	009 1010 GENL Structures	V2005 50% FY	MACRS 39 OCT	38261	0	0	0	0	0	0
050	009	Utility	MACRS 7	2023	050 Mid-States Division	Federal	009 1010 GENL Tools	V2005 50% FY	MACRS 7		0	-0.01	-0.01	0	0	0
050	009	Utility	MACRS 7	2023	050 Mid-States Division	State No E	009 1010 GENL Tools	V2005 50% FY	MACRS 7		0	0	0	0	0	0
050	009	Utility	MACRS 7	2023	050 Mid-States Division	Federal	009 1010 GENL Tools	V2005 50% FY	MACRS 7		0	0.01	0.01	0	0	0
050	009	Utility	MACRS 7	2023	050 Mid-States Division	State No E	009 1010 GENL Tools	V2005 50% FY	MACRS 7		0	0	0	0	0	0
050	009	Utility	MACRS 7	2023	050 Mid-States Division	Federal	009 1010 GENL Tools	V2005 50% FY	MACRS 7		0	0	0	0	0	0
050	009	Utility	MACRS 7	2023	050 Mid-States Division	State No E	009 1010 GENL Tools	V2005 50% FY	MACRS 7		0	0	0	0	0	0
050	009	Utility	MACRS 7	2023	050 Mid-States Division	Federal	009 1010 GENL Tools	V2005 50% FY	MACRS 7		31472.05	15736.02	15736.02	0	0	0
050	009	Utility	MACRS 7	2023	050 Mid-States Division	State No E	009 1010 GENL Tools	V2005 50% FY	MACRS 7		31472.05	31472.05	31472.05	0	0	0
050	009	Utility	MACRS 5	2023	050 Mid-States Division	Federal	009 1010 GENL Transportation	V2005 50% FY	MACRS 5		0	0	0	0	0	0
050	009	Utility	MACRS 5	2023	050 Mid-States Division	State No E	009 1010 GENL Transportation	V2005 50% FY	MACRS 5		0	0	0	0	0	0
050	009	Utility	MACRS 5	2023	050 Mid-States Division	Federal	009 1010 GENL Transportation	V2005 50% FY	MACRS 5		-292.27	-146.13	-146.13	0	0	0
050	009	Utility	MACRS 5	2023	050 Mid-States Division	State No E	009 1010 GENL Transportation	V2005 50% FY	MACRS 5		-292.27	-292.27	-292.27	0	0	0
050	009	Utility	MACRS 15	2023	050 Mid-States Division	Federal	009 1010 TRAN Mains	V2005 50% FY	MACRS 15		4962.43	2872.2	2872.2	0	0	0
050	009	Utility	MACRS 15	2023	050 Mid-States Division	State No E	009 1010 TRAN Mains	V2005 50% FY	MACRS 15		4962.43	5744.4	5744.4	0	0	0
050	009	Utility	MACRS 39	2023	050 Mid-States Division	Federal	009 1010 TRAN Structures	V2005 50% FY	MACRS 39 JAN	37895	-5968.98	-5968.98	-2710.08	-153.04	0	0
050	091	Utility	MACRS 7	2023	050 Mid-States Division	Federal	091 1010 GENL Misc	V2005 50% FY	MACRS 7		-20.99	-10.5	-10.5	0	0	0
050	093	Utility	MACRS 20	2023	050 Mid-States Division	Federal	093 1010 DIST Equipment	V2005 50% FY	MACRS 20		-15.59	-8.6	-7.59	-0.38	0	0
050	093	Utility	MACRS 20	2023	050 Mid-States Division	State No E	093 1010 DIST Equipment	V2005 50% FY	MACRS 20		-15.59	-17.2	-15.3	-0.77	0	0
050	093	Utility	NONE	2023	050 Mid-States Division	Federal	093 1010 DIST Land, Land Rights	V2005 50% FY	NONE		-265.89	-293.36	0	0	0	0
050	093	Utility	NONE	2023	050 Mid-States Division	Federal	093 1010 DIST Land, Land Rights	V2005 50% FY	NONE		0	4763.49	0	0	0	0
050	093	Utility	MACRS 15	2023	050 Mid-States Division	Federal	093 1010 DIST Mains	V2005 50% FY	MACRS 15		69244.65	29277.43	29277.43	0	0	0
050	093	Utility	MACRS 15	2023	050 Mid-States Division	State No E	093 1010 DIST Mains	V2005 50% FY	MACRS 15		69244.65	58554.86	58554.86	0	0	0
050	093	Utility	MACRS 15	2023	050 Mid-States Division	Federal	093 1010 DIST Mains	V2005 50% FY	MACRS 15		43626.1	18445.61	18445.61	0	0	0
050	093	Utility	MACRS 15	2023	050 Mid-States Division	State No E	093 1010 DIST Mains	V2005 50% FY	MACRS 15		43626.1	36891.22	36891.22	0	0	0
050	093	Utility	MACRS 15	2023	050 Mid-States Division	Federal	093 1010 DIST Mains	V2005 50% FY	MACRS 15		11149.78	4714.25	4714.25	0	0	0
050	093	Utility	MACRS 15	2023	050 Mid-States Division	State No E	093 1010 DIST Mains	V2005 50% FY	MACRS 15		11149.78	9428.49	9428.49	0	0	0
050	093	Utility	MACRS 15	2023	050 Mid-States Division	Federal	093 1010 DIST Mains	V2005 50% FY	MACRS 15		23897.32	10104.05	10104.05	0	0	0
050	093	Utility	MACRS 15	2023	050 Mid-States Division	State No E	093 1010 DIST Mains	V2005 50% FY	MACRS 15		23897.32	20208.11	20208.11	0	0	0
050	093	Utility	MACRS 15	2023	050 Mid-States Division	Federal	093 1010 DIST Mains	V2005 50% FY	MACRS 15		21685.61	9168.93	9168.93	0	0	0
050	093	Utility	MACRS 15	2023	050 Mid-States Division	State No E	093 1010 DIST Mains	V2005 50% FY	MACRS 15		21685.61	18337.86	18337.86	0	0	0
050	093	Utility	MACRS 15	2023	050 Mid-States Division	Federal	093 1010 DIST Mains	V2005 50% FY	MACRS 15		20366.07	8611.01	8611.01	0	0	0
050	093	Utility	MACRS 15	2023	050 Mid-States Division	State No E	093 1010 DIST Mains	V2005 50% FY	MACRS 15		20366.07	17222.02	17222.02	0	0	0
050	093	Utility	MACRS 15	2023	050 Mid-States Division	Federal	093 1010 DIST Mains	V2005 50% FY	MACRS 15		2089.04	883.27	883.27	0	0	0
050	093	Utility	MACRS 15	2023	050 Mid-States Division	State No E	093 1010 DIST Mains	V2005 50% FY	MACRS 15		2089.04	1766.54	1766.54	0	0	0
050	093	Utility	MACRS 15	2023	050 Mid-States Division	Federal	093 1010 DIST Mains	V2005 50% FY	MACRS 15		1616.55	683.49	683.49	0	0	0
050	093	Utility	MACRS 15	2023	050 Mid-States Division	State No E	093 1010 DIST Mains	V2005 50% FY	MACRS 15		1616.55	1366.99	1366.99	0	0	0
050	093	Utility	MACRS 15	2023	050 Mid-States Division	Federal	093 1010 DIST Mains	V2005 50% FY	MACRS 15		1406.47	594.67	594.67	0	0	0
050	093	Utility	MACRS 15	2023	050 Mid-States Division	State No E	093 1010 DIST Mains	V2005 50% FY	MACRS 15		1406.47	1189.34	1189.34	0	0	0
050	093	Utility	MACRS 15	2023	050 Mid-States Division	Federal	093 1010 DIST Mains	V2005 50% FY	MACRS 15		1195.27	505.36	505.36	0	0	0
050	093	Utility	MACRS 15	2023	050 Mid-States Division	State No E	093 1010 DIST Mains	V2005 50% FY	MACRS 15		1195.27	1010.73	1010.73	0	0	0
050	093	Utility	MACRS 15	2023	050 Mid-States Division	Federal	093 1010 DIST Mains	V2005 50% FY	MACRS 15		5905.96	2497.11	2497.11	0	0	0
050	093	Utility	MACRS 15	2023	050 Mid-States Division	State No E	093 1010 DIST Mains	V2005 50% FY	MACRS 15		5905.96	4994.21	4994.21	0	0	0
050	093	Utility	MACRS 15	2023	050 Mid-States Division	Federal	093 1010 DIST Mains	V2005 50% FY	MACRS 15		1211.36	512.16	512.16	0	0	0
050	093	Utility	MACRS 15	2023	050 Mid-States Division	State No E	093 1010 DIST Mains	V2005 50% FY	MACRS 15		1211.36	1024.33	1024.33	0	0	0
050	093	Utility	MACRS 15	2023	050 Mid-States Division	Federal	093 1010 DIST Mains	V2005 50% FY	MACRS 15		148191.97	69586.15	69586.15	0	0	0
050	093	Utility	MACRS 15	2023	050 Mid-States Division	State No E	093 1010 DIST Mains	V2005 50% FY	MACRS 15		148191.97	139172.31	139172.31	0	0	0
050	093	Utility	MACRS 15	2023	050 Mid-States Division	Federal	093 1010 DIST Mains	V2005 50% FY	MACRS 15		-87097.01	-79328.26	-79328.26	0	0	0
050	093	Utility	MACRS 15	2023	050 Mid-States Division	State No E	093 1010 DIST Mains	V2005 50% FY	MACRS 15		-87097.01	-158656.52	-158656.52	0	0	0
050	093	Utility	MACRS 15	2023	050 Mid-States Division	Federal	093 1010 DIST Mains	V2005 50% FY	MACRS 15		29200.25	12346.2	12346.2	0	0	0
050	093	Utility	MACRS 15	2023	050 Mid-States Division	State No E	093 1010 DIST Mains	V2005 50% FY	MACRS 15		29200.25	24692.39	24692.39	0	0	0
050	093	Utility	MACRS 15	2023	050 Mid-States Division	Federal	093 1010 DIST Meas, Reg Sta	V2005 50% FY	MACRS 15		-590.11	1502.16	1502.16	0	0	0
050	093	Utility	MACRS 15	2023	050 Mid-States Division	State No E	093 1010 DIST Meas, Reg Sta	V2005 50% FY	MACRS 15		-590.11	3004.32	3004.32	0	0	0
050	093	Utility	MACRS 15	2023	050 Mid-States Division	Federal	093 1010 DIST Meas, Reg Sta	V2005 50% FY	MACRS 15		-154760.74	-85374.63	-85374.63	0	0	0
050	093	Utility	MACRS 15	2023	050 Mid-States Division	State No E	093 1010 DIST Meas, Reg Sta	V2005 50% FY	MACRS 15		-154760.74	-170749.26	-170749.26	0	0	0
050	093	Utility	MACRS 20	2023	050 Mid-States Division	Federal	093 1010 DIST Meas, Reg Sta (Ind)	V2005 50% FY	MACRS 20		-411.49	-227	-201.71	-10.13	0	0
050	093	Utility	MACRS 20	2023	050 Mid-States Division	State No E	093 1010 DIST Meas, Reg Sta (Ind)	V2005 50% FY	MACRS 20		-411.49	-454	-403.34	-20.26	0	0
050	093	Utility	MACRS 20	2023	050 Mid-States Division	Federal	093 1010 DIST Meters & Regs	V2005 50% FY	MACRS 20		-538.03	796.57	707.68	35.54	0	0
050	093	Utility	MACRS 20	2023	050 Mid-States Division	State No E	093 1010 DIST Meters & Regs	V2005 50% FY	MACRS 20		-538.03	1593.14	1415.46	71.09	0	0
050	093	Utility	MACRS 20	2023	050 Mid-States Division	Federal	093 1010 DIST Meters & Regs	V2005 50% FY	MACRS 20		3593.4	7900.67	7019.45	352.53	0	0
050	093	Utility	MACRS 20	2023	050 Mid-States Division	State No E	093 1010 DIST Meters & Regs	V2005 50% FY	MACRS 20		3593.4	15801.34	14038.9	705.06	0	0
050	093	Utility	MACRS 20	2023	050 Mid-States Division	Federal	093 1010 DIST Meters & Regs	V2005 50% FY	MACRS 20		484210.07	269445.11	239391.21	12022.64	0	0
050	093	Utility	MACRS 20	2023	050 Mid-States Division	State No E	093 1010 DIST Meters & Regs	V2005 50% FY	MACRS 20		484210.07	538890.23	478782.39	24045.28	0	0
050	093	Utility	MACRS 20	2023	050 Mid-States Division	Federal	093 1010 DIST Services	V2005 50% FY	MACRS 20		1437781.21	941618.86	836590.7	42015.03	0	0
050	093	Utility	MACRS 20	2023	050 Mid-States Division	State No E	093 1010 DIST Services	V2005 50% FY	MACRS 20		1437781.21	1883237.73	1673181.41	84030.07	0	0
050	093	Utility	MACRS 5	2023	050 Mid-States Division	Federal	093 1010 GENL Communication	V2005 50% FY	MACRS 5		-214.61	-107.31	-107.31	0	0	0
050	093	Utility	MACRS 5	2023	050 Mid-States Division	State No E	093 1010 GENL Communication	V2005 50% FY	MACRS 5		-214.61	-214.61	-214.61	0	0	0
050	093	Utility	MACRS 7	2023	050 Mid-States Division	Federal	093 1010 GENL Misc	V2005 50% FY	MACRS 7		0	576.8	576.8	0	0	0
050	093	Utility	MACRS 7	2023	050 Mid-States Division	State No E	093 1010 GENL Misc	V2005 50% FY	MACRS 7		0	1153.6	1153.6	0	0	0
050	093	Utility	MACRS 7	2023	050 Mid-States Division	Federal	093 1010 GENL Office 7	V2005 50% FY	MACRS 7		-3.08	-1.54	-1.54	0	0	0
050	093	Utility	MACRS 7	2023	050 Mid-States Division	State No E	093 1010 GENL Office 7	V2005 50% FY	MACRS 7		-3.08	-3.08	-3.08	0	0	0
050	093	Utility	MACRS 7	2023	050 Mid-States Division	Federal	093 1010 GENL Power Operated Equip	V2005 50% FY	MACRS 7		-184.09	-92.05	-92.05	0	0	0
050	093	Utility	MACRS 7	2023	050 Mid-States Division	State No E	093 1010 GENL Power Operated Equip	V2005 50% FY	MACRS 7		-184.09	-184.09	-184.09	0	0	0
050	093	Utility	MACRS 7	2023	050 Mid-States Division	Federal	093 1010 GENL Power Operated Equip	V2005 50% FY	MACRS 7		0	0.01	0.01	0	0	0
050	093	Utility	MACRS 7	2023	050 Mid-States Division	State No E	093 1010 GENL Power Operated Equip	V2005 50% FY	MACRS 7		0	0	0	0	0	0
050	093	Utility	MACRS 7	2023	050 Mid-States Division	Federal	093 1010 GENL Power Operated Equip	V2005 50% FY	MACRS 7		-95.1	-47.55	-47.55	0	0	0
050	093	Utility	MACRS 7	2023	050 Mid-States Division	State No E	093 1010 GENL Power Operated Equip	V2005 50% FY	MACRS 7		-95.1	-95.1	-95.1	0	0	0
050	093	Utility	MACRS 39	2023	050 Mid-States Division	Federal	093 1010 GENL Structures	V2005 50% FY	MACRS 39 OCT	37895	-855.23	-855.23	-393.82	-21.93	0	0
050	093	Utility	MACRS 7	2023	050 Mid-States Division	Federal	093 1010 GENL Tools	V2005 50% FY	MACRS 7		0	0.02	0.02	0	0	0
050	093	Utility	MACRS 7	2023	050 Mid-States Division	State No E	093 1010 GENL Tools	V2005 50% FY	MACRS 7		0	0	0	0	0	0
050	095	Utility	MACRS 20	2023	050 Mid-States Division	Federal	095 1010 DIST Meas, Reg Sta (Ind)	V2005 50% FY	MACRS 20		0	0	0	0	0	0

050	095	Utility	MACRS 20	2023	050 Mid-States Division	State No E	095 1010 DIST Meas, Reg Sta (Ind)	V2005 50% FY	MACRS 20	0	0	0	0	0	0
050	095	Utility	MACRS 20	2023	050 Mid-States Division	Federal	095 1010 DIST Meters & Regs	V2005 50% FY	MACRS 20	0	0	0	0	0	0
050	095	Utility	MACRS 20	2023	050 Mid-States Division	State No E	095 1010 DIST Meters & Regs	V2005 50% FY	MACRS 20	0	0	0	0	0	0
050	096	Utility	MACRS 15	2023	050 Mid-States Division	Federal	096 1010 DIST Mains	V2005 50% FY	MACRS 15	247405.78	-18833.81	-18833.81	0	0	0
050	096	Utility	MACRS 15	2023	050 Mid-States Division	State No E	096 1010 DIST Mains	V2005 50% FY	MACRS 15	247405.78	-37667.62	-37667.62	0	0	0
050	096	Utility	MACRS 15	2023	050 Mid-States Division	Federal	096 1010 DIST Mains	V2005 50% FY	MACRS 15	-1086.61	-8499.97	-8499.97	0	0	0
050	096	Utility	MACRS 15	2023	050 Mid-States Division	State No E	096 1010 DIST Mains	V2005 50% FY	MACRS 15	-1086.61	-16999.93	-16999.93	0	0	0
050	096	Utility	MACRS 15	2023	050 Mid-States Division	Federal	096 1010 DIST Mains	V2005 50% FY	MACRS 15	9192.27	3062.28	3062.28	0	0	0
050	096	Utility	MACRS 15	2023	050 Mid-States Division	State No E	096 1010 DIST Mains	V2005 50% FY	MACRS 15	9192.27	6124.57	6124.57	0	0	0
050	096	Utility	MACRS 15	2023	050 Mid-States Division	Federal	096 1010 DIST Mains	V2005 50% FY	MACRS 15	53159.07	17709.23	17709.23	0	0	0
050	096	Utility	MACRS 15	2023	050 Mid-States Division	State No E	096 1010 DIST Mains	V2005 50% FY	MACRS 15	53159.07	35418.45	35418.45	0	0	0
050	096	Utility	MACRS 15	2023	050 Mid-States Division	Federal	096 1010 DIST Mains	V2005 50% FY	MACRS 15	31772.62	10584.62	10584.62	0	0	0
050	096	Utility	MACRS 15	2023	050 Mid-States Division	State No E	096 1010 DIST Mains	V2005 50% FY	MACRS 15	31772.62	21169.23	21169.23	0	0	0
050	096	Utility	MACRS 15	2023	050 Mid-States Division	Federal	096 1010 DIST Mains	V2005 50% FY	MACRS 15	21686.98	7224.72	7224.72	0	0	0
050	096	Utility	MACRS 15	2023	050 Mid-States Division	State No E	096 1010 DIST Mains	V2005 50% FY	MACRS 15	21686.98	14449.44	14449.44	0	0	0
050	096	Utility	MACRS 15	2023	050 Mid-States Division	Federal	096 1010 DIST Mains	V2005 50% FY	MACRS 15	18933.05	6307.28	6307.28	0	0	0
050	096	Utility	MACRS 15	2023	050 Mid-States Division	State No E	096 1010 DIST Mains	V2005 50% FY	MACRS 15	18933.05	12614.56	12614.56	0	0	0
050	096	Utility	MACRS 15	2023	050 Mid-States Division	Federal	096 1010 DIST Mains	V2005 50% FY	MACRS 15	24091.94	8025.9	8025.9	0	0	0
050	096	Utility	MACRS 15	2023	050 Mid-States Division	State No E	096 1010 DIST Mains	V2005 50% FY	MACRS 15	24091.94	16051.8	16051.8	0	0	0
050	096	Utility	MACRS 15	2023	050 Mid-States Division	Federal	096 1010 DIST Mains	V2005 50% FY	MACRS 15	15886.64	5292.42	5292.42	0	0	0
050	096	Utility	MACRS 15	2023	050 Mid-States Division	State No E	096 1010 DIST Mains	V2005 50% FY	MACRS 15	15886.64	10584.85	10584.85	0	0	0
050	096	Utility	MACRS 15	2023	050 Mid-States Division	Federal	096 1010 DIST Mains	V2005 50% FY	MACRS 15	6549.28	2181.8	2181.8	0	0	0
050	096	Utility	MACRS 15	2023	050 Mid-States Division	State No E	096 1010 DIST Mains	V2005 50% FY	MACRS 15	6549.28	4363.62	4363.62	0	0	0
050	096	Utility	MACRS 15	2023	050 Mid-States Division	Federal	096 1010 DIST Mains	V2005 50% FY	MACRS 15	4395.94	1464.45	1464.45	0	0	0
050	096	Utility	MACRS 15	2023	050 Mid-States Division	State No E	096 1010 DIST Mains	V2005 50% FY	MACRS 15	4395.94	2928.89	2928.89	0	0	0
050	096	Utility	MACRS 15	2023	050 Mid-States Division	Federal	096 1010 DIST Meas, Reg Sta	V2005 50% FY	MACRS 15	-4351.46	-2219	-2219	0	0	0
050	096	Utility	MACRS 15	2023	050 Mid-States Division	State No E	096 1010 DIST Meas, Reg Sta	V2005 50% FY	MACRS 15	-4351.46	-4438	-4438	0	0	0
050	096	Utility	MACRS 15	2023	050 Mid-States Division	Federal	096 1010 DIST Meas, Reg Sta	V2005 50% FY	MACRS 15	-6318.84	-3222.25	-3222.25	0	0	0
050	096	Utility	MACRS 15	2023	050 Mid-States Division	State No E	096 1010 DIST Meas, Reg Sta	V2005 50% FY	MACRS 15	-6318.84	-6444.5	-6444.5	0	0	0
050	096	Utility	MACRS 20	2023	050 Mid-States Division	Federal	096 1010 DIST Meas, Reg Sta (Ind)	V2005 50% FY	MACRS 20	-458.83	-233.97	-207.89	-10.44	0	0
050	096	Utility	MACRS 20	2023	050 Mid-States Division	State No E	096 1010 DIST Meas, Reg Sta (Ind)	V2005 50% FY	MACRS 20	-458.83	-467.95	-415.78	-20.88	0	0
050	096	Utility	MACRS 20	2023	050 Mid-States Division	Federal	096 1010 DIST Meters & Regs	V2005 50% FY	MACRS 20	-509.15	-259.64	-230.69	-11.59	0	0
050	096	Utility	MACRS 20	2023	050 Mid-States Division	State No E	096 1010 DIST Meters & Regs	V2005 50% FY	MACRS 20	-509.15	-519.28	-461.38	-23.17	0	0
050	096	Utility	MACRS 20	2023	050 Mid-States Division	Federal	096 1010 DIST Meters & Regs	V2005 50% FY	MACRS 20	118516.67	57366.9	50968.2	2559.71	0	0
050	096	Utility	MACRS 20	2023	050 Mid-States Division	State No E	096 1010 DIST Meters & Regs	V2005 50% FY	MACRS 20	118516.67	114733.79	101936.36	5119.42	0	0
050	096	Utility	MACRS 20	2023	050 Mid-States Division	Federal	096 1010 DIST Meters & Regs	V2005 50% FY	MACRS 20	41.16	393.08	349.27	17.54	0	0
050	096	Utility	MACRS 20	2023	050 Mid-States Division	State No E	096 1010 DIST Meters & Regs	V2005 50% FY	MACRS 20	41.16	786.15	698.47	35.08	0	0
050	096	Utility	MACRS 15	2023	050 Mid-States Division	Federal	096 1010 DIST Services	V2005 50% FY	MACRS 15	1.25	0.43	0.43	0	0	0
050	096	Utility	MACRS 15	2023	050 Mid-States Division	State No E	096 1010 DIST Services	V2005 50% FY	MACRS 15	1.25	0.86	0.86	0	0	0
050	096	Utility	MACRS 15	2023	050 Mid-States Division	Federal	096 1010 DIST Services	V2005 50% FY	MACRS 15	0	0	0	0	0	0
050	096	Utility	MACRS 15	2023	050 Mid-States Division	State No E	096 1010 DIST Services	V2005 50% FY	MACRS 15	0	0	0	0	0	0
050	096	Utility	MACRS 15	2023	050 Mid-States Division	Federal	096 1010 DIST Services	V2005 50% FY	MACRS 15	0	0	0	0	0	0
050	096	Utility	MACRS 15	2023	050 Mid-States Division	State No E	096 1010 DIST Services	V2005 50% FY	MACRS 15	0	0	0	0	0	0
050	096	Utility	MACRS 15	2023	050 Mid-States Division	Federal	096 1010 DIST Services	V2005 50% FY	MACRS 15	0	0	0	0	0	0
050	096	Utility	MACRS 15	2023	050 Mid-States Division	State No E	096 1010 DIST Services	V2005 50% FY	MACRS 15	0	0	0	0	0	0
050	096	Utility	MACRS 15	2023	050 Mid-States Division	Federal	096 1010 DIST Services	V2005 50% FY	MACRS 15	0	0	0	0	0	0
050	096	Utility	MACRS 15	2023	050 Mid-States Division	State No E	096 1010 DIST Services	V2005 50% FY	MACRS 15	0	0	0	0	0	0
050	096	Utility	MACRS 15	2023	050 Mid-States Division	Federal	096 1010 DIST Services	V2005 50% FY	MACRS 15	0	0	0	0	0	0
050	096	Utility	MACRS 15	2023	050 Mid-States Division	State No E	096 1010 DIST Services	V2005 50% FY	MACRS 15	0	0	0	0	0	0
050	096	Utility	MACRS 15	2023	050 Mid-States Division	Federal	096 1010 DIST Services	V2005 50% FY	MACRS 15	0	0	0	0	0	0
050	096	Utility	MACRS 15	2023	050 Mid-States Division	State No E	096 1010 DIST Services	V2005 50% FY	MACRS 15	0	0	0	0	0	0
050	096	Utility	MACRS 20	2023	050 Mid-States Division	Federal	096 1010 DIST Services	V2005 50% FY	MACRS 20	374172.32	271223.06	240970.81	12101.97	0	0
050	096	Utility	MACRS 20	2023	050 Mid-States Division	State No E	096 1010 DIST Services	V2005 50% FY	MACRS 20	374172.32	542446.12	481941.71	24203.95	0	0
050	096	Utility	MACRS 7	2023	050 Mid-States Division	Federal	096 1010 GENL Misc	V2005 50% FY	MACRS 7	-718.68	-359.34	-359.34	0	0	0
050	096	Utility	MACRS 7	2023	050 Mid-States Division	State No E	096 1010 GENL Misc	V2005 50% FY	MACRS 7	-718.68	-718.68	-718.68	0	0	0
050	096	Utility	MACRS 7	2023	050 Mid-States Division	Federal	096 1010 GENL Power Operated Equip	V2005 50% FY	MACRS 7	-14929.21	-7464.61	-7464.61	0	0	0
050	096	Utility	MACRS 7	2023	050 Mid-States Division	State No E	096 1010 GENL Power Operated Equip	V2005 50% FY	MACRS 7	-14929.21	-14929.21	-14929.21	0	0	0
050	009	Utility	NONE	2023	050 Mid-States Division	Federal	009 1010 DIST Land, Land Rights	V2005 NQ FY	NONE	0	0.01	0	0	0	0
050	009	Utility	NONE	2023	050 Mid-States Division	Federal	009 1010 DIST Land, Land Rights	V2005 NQ FY	NONE	0	15	0	0	0	0
050	009	Utility	MACRS 15	2023	050 Mid-States Division	Federal	009 1010 DIST Mains	V2005 NQ FY	MACRS 15	0	0	0	0	0	0
050	009	Utility	MACRS 15	2023	050 Mid-States Division	Federal	009 1010 DIST Mains	V2005 NQ FY	MACRS 15	441041.42	-153445.87	-153445.87	0	0	0
050	009	Utility	MACRS 15	2023	050 Mid-States Division	Federal	009 1010 DIST Mains	V2005 NQ FY	MACRS 15	0	0	0	0	0	0
050	009	Utility	MACRS 15	2023	050 Mid-States Division	Federal	009 1010 DIST Mains	V2005 NQ FY	MACRS 15	357111.7	121030.92	121030.92	0	0	0
050	009	Utility	MACRS 15	2023	050 Mid-States Division	Federal	009 1010 DIST Mains	V2005 NQ FY	MACRS 15	0	0	0	0	0	0
050	009	Utility	MACRS 15	2023	050 Mid-States Division	Federal	009 1010 DIST Mains	V2005 NQ FY	MACRS 15	0	0	0	0	0	0
050	009	Utility	MACRS 15	2023	050 Mid-States Division	Federal	009 1010 DIST Mains	V2005 NQ FY	MACRS 15	0	0	0	0	0	0
050	009	Utility	MACRS 15	2023	050 Mid-States Division	Federal	009 1010 DIST Mains	V2005 NQ FY	MACRS 15	0.37	-2444.97	-2444.97	0	0	0
050	009	Utility	MACRS 15	2023	050 Mid-States Division	Federal	009 1010 DIST Mains	V2005 NQ FY	MACRS 15	0	0	0	0	0	0
050	009	Utility	MACRS 15	2023	050 Mid-States Division	Federal	009 1010 DIST Mains	V2005 NQ FY	MACRS 15	0	0	0	0	0	0
050	009	Utility	MACRS 15	2023	050 Mid-States Division	Federal	009 1010 DIST Mains	V2005 NQ FY	MACRS 15	1577813.16	725715.75	725715.75	0	0	0
050	009	Utility	MACRS 15	2023	050 Mid-States Division	Federal	009 1010 DIST Mains	V2005 NQ FY	MACRS 15	0	0	0	0	0	0
050	009	Utility	MACRS 15	2023	050 Mid-States Division	Federal	009 1010 DIST Mains	V2005 NQ FY	MACRS 15	0	0	0	0	0	0
050	009	Utility	MACRS 15	2023	050 Mid-States Division	Federal	009 1010 DIST Mains	V2005 NQ FY	MACRS 15	0	0	0	0	0	0
050	009	Utility	MACRS 15	2023	050 Mid-States Division	Federal	009 1010 DIST Mains	V2005 NQ FY	MACRS 15	0	0	0	0	0	0
050	009	Utility	MACRS 15	2023	050 Mid-States Division	Federal	009 1010 DIST Mains	V2005 NQ FY	MACRS 15	0	0	0	0	0	0
050	009	Utility	MACRS 15	2023	050 Mid-States Division	Federal	009 1010 DIST Meas, Reg Sta	V2005 NQ FY	MACRS 15	0	0	0	0	0	0
050	009	Utility	MACRS 15	2023	050 Mid-States Division	Federal	009 1010 DIST Meas, Reg Sta	V2005 NQ FY	MACRS 15	1009.2	10231.57	10231.57	0	0	0
050	009	Utility	MACRS 15	2023	050 Mid-States Division	Federal	009 1010 DIST Meas, Reg Sta	V2005 NQ FY	MACRS 15	0	0	0	0	0	0
050	009	Utility	MACRS 15	2023	050 Mid-States Division	Federal	009 1010 DIST Meas, Reg Sta	V2005 NQ FY	MACRS 15	0	0	0	0	0	0
050	009	Utility	MACRS 15	2023	050 Mid-States Division	Federal	009 1010 DIST Meas, Reg Sta	V2005 NQ FY	MACRS 15	0	0	0	0	0	0
050	009	Utility	MACRS 15	2023	050 Mid-States Division	Federal	009 1010 DIST Meas, Reg Sta	V2005 NQ FY	MACRS 15	0	0	0	0	0	0
050	009	Utility	MACRS 15	2023	050 Mid-States Division	Federal	009 1010 DIST Meas, Reg Sta	V2005 NQ FY	MACRS 15	94548.07	106619.91	106619.91	0	0	0
050	009	Utility	MACRS 15	2023	050 Mid-States Division	Federal	009 1010 DIST Meas, Reg Sta	V2005 NQ FY	MACRS 15	0	0	0	0	0	0
050	009	Utility	MACRS 20	2023	050 Mid-States Division	Federal	009 1010 DIST Meas, Reg Sta (Ind)	V2005 NQ FY	MACRS 20	0	0	0	0	0	0
050	009	Utility	MACRS 20	2023	050 Mid-States Division	Federal	009 1010 DIST Meas, Reg Sta (Ind)	V2005 NQ FY	MACRS 20	260344.54	282625.91	251101.8	12610.77	0	0
050	009	Utility	MACRS 20	2023	050 Mid-States Division	Federal	009 1010 DIST Meters & Regs	V2005 NQ FY	MACRS 20	0	0	0	0	0	0
050	009	Utility	MACRS 20	2023	050 Mid-States Division	Federal	009 1010 DIST Meters & Regs	V2005 NQ FY	MACRS 20	0	0	0	0	0	0
050	009	Utility	MACRS 20	2023	050 Mid-States Division	Federal	009 1010 DIST Meters & Regs	V2005 NQ FY	MACRS 20	0	0	0	0	0	0

050	009	Utility	MACRS 20	2023 050 Mid-States Division	Federal	009 1010 DIST Meters & Regs	V2005 NQ FY	MACRS 20		0	0	0	0	0	0
050	009	Utility	MACRS 20	2023 050 Mid-States Division	Federal	009 1010 DIST Meters & Regs	V2005 NQ FY	MACRS 20		0	0	0	0	0	0
050	009	Utility	MACRS 20	2023 050 Mid-States Division	Federal	009 1010 DIST Meters & Regs	V2005 NQ FY	MACRS 20		3191973.11	1176084.35	1044903.86	52476.88	0	0
050	009	Utility	MACRS 20	2023 050 Mid-States Division	Federal	009 1010 DIST Meters & Regs	V2005 NQ FY	MACRS 20		0	0	0	0	0	0
050	009	Utility	MACRS 20	2023 050 Mid-States Division	Federal	009 1010 DIST Meters & Regs	V2005 NQ FY	MACRS 20		0	0	0	0	0	0
050	009	Utility	MACRS 20	2023 050 Mid-States Division	Federal	009 1010 DIST Meters & Regs	V2005 NQ FY	MACRS 20		0	0	0	0	0	0
050	009	Utility	MACRS 20	2023 050 Mid-States Division	Federal	009 1010 DIST Meters & Regs	V2005 NQ FY	MACRS 20		162308.71	165849.96	147351.1	7400.23	0	0
050	009	Utility	MACRS 20	2023 050 Mid-States Division	Federal	009 1010 DIST Meters & Regs	V2005 NQ FY	MACRS 20		0	0	0	0	0	0
050	009	Utility	MACRS 20	2023 050 Mid-States Division	Federal	009 1010 DIST Meters & Regs	V2005 NQ FY	MACRS 20		0	0	0	0	0	0
050	009	Utility	MACRS 20	2023 050 Mid-States Division	Federal	009 1010 DIST Meters & Regs	V2005 NQ FY	MACRS 20		139243.81	163346.79	145127.06	7288.53	0	0
050	009	Utility	MACRS 20	2023 050 Mid-States Division	Federal	009 1010 DIST Services	V2005 NQ FY	MACRS 20		0	0	0	0	0	0
050	009	Utility	MACRS 20	2023 050 Mid-States Division	Federal	009 1010 DIST Services	V2005 NQ FY	MACRS 20		2424987.7	934575.41	830332.85	41700.75	0	0
050	009	Utility	MACRS 20	2023 050 Mid-States Division	Federal	009 1010 DIST Services	V2005 NQ FY	MACRS 20		0	0	0	0	0	0
050	009	Utility	MACRS 20	2023 050 Mid-States Division	Federal	009 1010 DIST Services	V2005 NQ FY	MACRS 20		0	0	0	0	0	0
050	009	Utility	MACRS 20	2023 050 Mid-States Division	Federal	009 1010 DIST Services	V2005 NQ FY	MACRS 20		0	0	0	0	0	0
050	009	Utility	MACRS 20	2023 050 Mid-States Division	Federal	009 1010 DIST Structures	V2005 NQ FY	MACRS 20		7101.33	7101.33	6309.25	316.86	0	0
050	009	Utility	MACRS 39	2023 050 Mid-States Division	Federal	009 1010 DIST Structures	V2005 NQ FY	MACRS 39 APR	37987	1702.81	877.66	392.81	22.5	0	0
050	009	Utility	MACRS 39	2023 050 Mid-States Division	Federal	009 1010 DIST Structures	V2005 NQ FY	MACRS 39 AUG	38108	405.78	411.23	180.5	10.54	0	0
050	009	Utility	MACRS 39	2023 050 Mid-States Division	Federal	009 1010 DIST Structures	V2005 NQ FY	MACRS 39 NOV	38565	21.93	22.22	10.19	0.57	0	0
050	009	Utility	MACRS 5	2023 050 Mid-States Division	Federal	009 1010 GENL Communication	V2005 NQ FY	MACRS 5		-7918.76	36518.58	36518.58	0	0	0
050	009	Utility	AMT 5	2023 050 Mid-States Division	AMT	009 1010 GENL Communication	V2005 NQ FY	AMT 5		-7918.76	36518.58	36518.58	0	0	0
050	009	Utility	MACRS 5	2023 050 Mid-States Division	Federal	009 1010 GENL Computers HW	V2005 NQ FY	MACRS 5		0	0	0	0	0	0
050	009	Utility	AMT 5	2023 050 Mid-States Division	AMT	009 1010 GENL Computers HW	V2005 NQ FY	AMT 5		0	0	0	0	0	0
050	009	Utility	MACRS 5	2023 050 Mid-States Division	Federal	009 1010 GENL Computers HW	V2005 NQ FY	MACRS 5		20192.15	18704.44	18704.44	0	0	0
050	009	Utility	AMT 5	2023 050 Mid-States Division	AMT	009 1010 GENL Computers HW	V2005 NQ FY	AMT 5		20192.15	18704.44	18704.44	0	0	0
050	009	Utility	SL 3	2023 050 Mid-States Division	Federal	009 1010 GENL Computers SW	V2005 NQ FY	MACRS SL 3		0	5140	5140	0	0	0
050	009	Utility	NONE	2023 050 Mid-States Division	Federal	009 1010 GENL Land	V2005 NQ FY	NONE		0	1504	0	0	0	0
050	009	Utility	MACRS 7	2023 050 Mid-States Division	Federal	009 1010 GENL Misc	V2005 NQ FY	MACRS 7		0	31720.26	31720.26	0	0	0
050	009	Utility	AMT 7	2023 050 Mid-States Division	AMT	009 1010 GENL Misc	V2005 NQ FY	AMT 7		0	31720.26	31720.26	0	0	0
050	009	Utility	MACRS 7	2023 050 Mid-States Division	Federal	009 1010 GENL Misc	V2005 NQ FY	MACRS 7		0	0	0	0	0	0
050	009	Utility	AMT 7	2023 050 Mid-States Division	AMT	009 1010 GENL Misc	V2005 NQ FY	AMT 7		0	0	0	0	0	0
050	009	Utility	MACRS 7	2023 050 Mid-States Division	Federal	009 1010 GENL Misc	V2005 NQ FY	MACRS 7		0	0	0	0	0	0
050	009	Utility	AMT 7	2023 050 Mid-States Division	AMT	009 1010 GENL Misc	V2005 NQ FY	AMT 7		0	0	0	0	0	0
050	009	Utility	MACRS 7	2023 050 Mid-States Division	Federal	009 1010 GENL Misc	V2005 NQ FY	MACRS 7		0	0	0	0	0	0
050	009	Utility	AMT 7	2023 050 Mid-States Division	AMT	009 1010 GENL Misc	V2005 NQ FY	AMT 7		0	0	0	0	0	0
050	009	Utility	MACRS 7	2023 050 Mid-States Division	Federal	009 1010 GENL Office 7	V2005 NQ FY	MACRS 7		65937.34	56327.34	56327.34	0	0	0
050	009	Utility	AMT 7	2023 050 Mid-States Division	AMT	009 1010 GENL Office 7	V2005 NQ FY	AMT 7		65937.34	56327.34	56327.34	0	0	0
050	009	Utility	MACRS 7	2023 050 Mid-States Division	Federal	009 1010 GENL Power Operated Equip	V2005 NQ FY	MACRS 7		0	0	0	0	0	0
050	009	Utility	AMT 7	2023 050 Mid-States Division	AMT	009 1010 GENL Power Operated Equip	V2005 NQ FY	AMT 7		0	0	0	0	0	0
050	009	Utility	MACRS 7	2023 050 Mid-States Division	Federal	009 1010 GENL Power Operated Equip	V2005 NQ FY	MACRS 7		0	0	0	0	0	0
050	009	Utility	AMT 7	2023 050 Mid-States Division	AMT	009 1010 GENL Power Operated Equip	V2005 NQ FY	AMT 7		0	0	0	0	0	0
050	009	Utility	MACRS 39	2023 050 Mid-States Division	Federal	009 1010 GENL Structures	V2005 NQ FY	MACRS 39 JAN	37987	0	-72440	-32890.63	-1857.36	0	0
050	009	Utility	MACRS 39	2023 050 Mid-States Division	Federal	009 1010 GENL Structures	V2005 NQ FY	MACRS 39 FEB	38018	0	-888	-401.32	-22.77	0	0
050	009	Utility	MACRS 39	2023 050 Mid-States Division	Federal	009 1010 GENL Structures	V2005 NQ FY	MACRS 39 MAY	37742	0	0	0	0	0	0
050	009	Utility	MACRS 39	2023 050 Mid-States Division	Federal	009 1010 GENL Structures	V2005 NQ FY	MACRS 39 JUN	38139	0	0	0	0	0	0
050	009	Utility	MACRS 39	2023 050 Mid-States Division	Federal	009 1010 GENL Structures	V2005 NQ FY	MACRS 39 JUL	37803	0	0.01	0	0	0	0
050	009	Utility	MACRS 39	2023 050 Mid-States Division	Federal	009 1010 GENL Structures	V2005 NQ FY	MACRS 39 AUG	37834	0	0	0	0	0	0
050	009	Utility	MACRS 39	2023 050 Mid-States Division	Federal	009 1010 GENL Structures	V2005 NQ FY	MACRS 39 AUG	38565	0	0	0	0	0	0
050	009	Utility	MACRS 39	2023 050 Mid-States Division	Federal	009 1010 GENL Structures	V2005 NQ FY	MACRS 39 SEP	37865	0	0	0	0	0	0
050	009	Utility	MACRS 39	2023 050 Mid-States Division	Federal	009 1010 GENL Structures	V2005 NQ FY	MACRS 39 JAN	37895	0	0	0	0	0	0
050	009	Utility	MACRS 7	2023 050 Mid-States Division	Federal	009 1010 GENL Tools	V2005 NQ FY	MACRS 7		12294.31	10413.75	10413.75	0	0	0
050	009	Utility	AMT 7	2023 050 Mid-States Division	AMT	009 1010 GENL Tools	V2005 NQ FY	AMT 7		12294.31	10413.75	10413.75	0	0	0
050	009	Utility	MACRS 7	2023 050 Mid-States Division	Federal	009 1010 GENL Tools	V2005 NQ FY	MACRS 7		0	0	0	0	0	0
050	009	Utility	AMT 7	2023 050 Mid-States Division	AMT	009 1010 GENL Tools	V2005 NQ FY	AMT 7		0	0	0	0	0	0
050	009	Utility	MACRS 7	2023 050 Mid-States Division	Federal	009 1010 GENL Tools	V2005 NQ FY	MACRS 7		0	0	0	0	0	0
050	009	Utility	AMT 7	2023 050 Mid-States Division	AMT	009 1010 GENL Tools	V2005 NQ FY	AMT 7		0	0	0	0	0	0
050	009	Utility	NONE	2023 050 Mid-States Division	Federal	009 1010 TRAN Land, Land Rights	V2005 NQ FY	NONE		0	9441	0	0	0	0
050	009	Utility	NONE	2023 050 Mid-States Division	Federal	009 1010 TRAN Land, Land Rights	V2005 NQ FY	NONE		0	0	0	0	0	0
050	009	Utility	NONE	2023 050 Mid-States Division	Federal	009 1010 TRAN Land, Land Rights	V2005 NQ FY	NONE		0	0	0	0	0	0
050	009	Utility	MACRS 15	2023 050 Mid-States Division	Federal	009 1010 TRAN Mains	V2005 NQ FY	MACRS 15		133489.77	235995.84	235995.84	0	0	0
050	009	Utility	MACRS 15	2023 050 Mid-States Division	Federal	009 1010 TRAN Mains	V2005 NQ FY	MACRS 15		1811.95	-24416.21	-24416.21	0	0	0
050	091	Utility	MACRS 5	2023 050 Mid-States Division	Federal	091 1010 GENL Computers HW	V2005 NQ FY	MACRS 5		0	1112	1112	0	0	0
050	091	Utility	AMT 5	2023 050 Mid-States Division	AMT	091 1010 GENL Computers HW	V2005 NQ FY	AMT 5		0	1112	1112	0	0	0
050	091	Utility	MACRS 5	2023 050 Mid-States Division	Federal	091 1010 GENL Computers HW	V2005 NQ FY	MACRS 5		0	234	234	0	0	0
050	091	Utility	AMT 5	2023 050 Mid-States Division	AMT	091 1010 GENL Computers HW	V2005 NQ FY	AMT 5		0	234	234	0	0	0
050	091	Utility	SL 3	2023 050 Mid-States Division	Federal	091 1010 GENL Computers SW	V2005 NQ FY	SL 3		36.56	32.1	32.1	0	0	0
050	091	Utility	MACRS 7	2023 050 Mid-States Division	Federal	091 1010 GENL Misc	V2005 NQ FY	MACRS 7		0	-0.01	-0.01	0	0	0
050	091	Utility	AMT 7	2023 050 Mid-States Division	AMT	091 1010 GENL Misc	V2005 NQ FY	AMT 7		0	0	0	0	0	0
050	091	Utility	MACRS 7	2023 050 Mid-States Division	Federal	091 1010 GENL Office 7	V2005 NQ FY	MACRS 7		0	612	612	0	0	0
050	091	Utility	AMT 7	2023 050 Mid-States Division	AMT	091 1010 GENL Office 7	V2005 NQ FY	AMT 7		0	612	612	0	0	0
050	091	Utility	MACRS 39	2023 050 Mid-States Division	Federal	091 1010 GENL Structures	V2005 NQ FY	MACRS 39 JAN	37987	0	-1116	-506.64	-28.61	0	0
050	091	Utility	MACRS 39	2023 050 Mid-States Division	Federal	091 1010 GENL Structures	V2005 NQ FY	MACRS 39 APR	38078	0	-60	-26.89	-1.54	0	0
050	091	Utility	MACRS 39	2023 050 Mid-States Division	Federal	091 1010 GENL Structures	V2005 NQ FY	MACRS 39 JUL	37803	0	69881	30832.91	1791.75	0	0
050	091	Utility	MACRS 39	2023 050 Mid-States Division	Federal	091 1010 GENL Structures	V2005 NQ FY	MACRS 39 AUG	37834	0	-3031	-1330.8	-77.71	0	0
050	091	Utility	MACRS 7	2023 050 Mid-States Division	Federal	091 1010 GENL Tools	V2005 NQ FY	MACRS 7		0	0	0	0	0	0
050	091	Utility	AMT 7	2023 050 Mid-States Division	AMT	091 1010 GENL Tools	V2005 NQ FY	AMT 7		0	0	0	0	0	0
050	093	Utility	NONE	2023 050 Mid-States Division	Federal	093 1010 DIST Land, Land Rights	V2005 NQ FY	NONE		67920.83	61720.83	0	0	0	0
050	093	Utility	MACRS 15	2023 050 Mid-States Division	Federal	093 1010 DIST Mains	V2005 NQ FY	MACRS 15		283.37	-4864.98	-4864.98	0	0	0
050	093	Utility	MACRS 15	2023 050 Mid-States Division	Federal	093 1010 DIST Mains	V2005 NQ FY	MACRS 15		10692.1	-183574.37	-183574.37	0	0	0
050	093	Utility	MACRS 15	2023 050 Mid-States Division	Federal	093 1010 DIST Mains	V2005 NQ FY	MACRS 15		3892.58	4888.1	4888.1	0	0	0
050	093	Utility	MACRS 15	2023 050 Mid-States Division	Federal	093 1010 DIST Mains	V2005 NQ FY	MACRS 15		2322392.33	1479561.53	1479561.53	0	0	0
050	093	Utility	MACRS 15	2023 050 Mid-States Division	Federal	093 1010 DIST Mains	V2005 NQ FY	MACRS 15		2284378.27	1329041.93	1329041.93	0	0	0
050	093	Utility	MACRS 15	2023 050 Mid-States Division	Federal	093 1010 DIST Meas, Reg Sta	V2005 NQ FY	MACRS 15		121785.65	121008.2	121008.2	0	0	0
050	093	Utility	MACRS 15	2023 050 Mid-States Division	Federal	093 1010 DIST Meas, Reg Sta	V2005 NQ FY	MACRS 15		168416.36	200797.66	200797.66	0	0	0
050	093	Utility	MACRS 20	2023 050 Mid-States Division	Federal	093 1010 DIST Meas, Reg Sta (Ind)	V2005 NQ FY	MACRS 20		23227.96	42380.35	37653.25	1891.01	0	0
050	093	Utility	MACRS 20	2023 050 Mid-States Division	Federal	093 1010 DIST Meters & Regs	V2005 NQ FY	MACRS 20		1733941.84	1515822.01	1346747.24	67635.98	0	0
050	093	Utility	MACRS 20	2023 050 Mid-States Division	Federal	093 1010 DIST Meters & Regs	V2005 NQ FY	MACRS 20		167557.3	175911.65	156290.47	7849.18	0	0
050	093	Utility	MACRS 20	2023 050 Mid-States Division	Federal	093 1010 DIST Meters & Regs	V2005 NQ FY	MACRS 20		106.57	57269.14	50881.36	2555.35	0	0
050	093	Utility	MACRS 20	2023 050 Mid-States Division	Federal	093 1010 DIST Services	V2005 NQ FY	MACRS 20		3090636.83	3009745.66	2674038.61	134294.85	0	0
050	093	Utility	MACRS 7	2023 050 Mid-States Division	Federal	093 1010 GENL Misc	V2005 NQ FY	MACRS 7		0	1122.01	1122.01	0	0	0
050	093	Utility	AMT 7	2023 050 Mid-States Division	AMT	093 1010 GENL Misc	V2005 NQ FY	AMT 7		0	1122.01	1122.01	0	0	0

050	093	Utility	MACRS 7	2023	050 Mid-States Division	Federal	093 1010 GENL Office 7	V2005 NQ FY	MACRS 7		0	0	0	0	0	0
050	093	Utility	AMT 7	2023	050 Mid-States Division	AMT	093 1010 GENL Office 7	V2005 NQ FY	AMT 7		0	0	0	0	0	0
050	093	Utility	MACRS 7	2023	050 Mid-States Division	Federal	093 1010 GENL Power Operated Equip	V2005 NQ FY	MACRS 7		0	191	191	0	0	0
050	093	Utility	AMT 7	2023	050 Mid-States Division	AMT	093 1010 GENL Power Operated Equip	V2005 NQ FY	AMT 7		0	191	191	0	0	0
050	093	Utility	MACRS 7	2023	050 Mid-States Division	Federal	093 1010 GENL Power Operated Equip	V2005 NQ FY	MACRS 7		0	275	275	0	0	0
050	093	Utility	AMT 7	2023	050 Mid-States Division	AMT	093 1010 GENL Power Operated Equip	V2005 NQ FY	AMT 7		0	275	275	0	0	0
050	093	Utility	MACRS 7	2023	050 Mid-States Division	Federal	093 1010 GENL Power Operated Equip	V2005 NQ FY	MACRS 7		0	3602	3602	0	0	0
050	093	Utility	AMT 7	2023	050 Mid-States Division	AMT	093 1010 GENL Power Operated Equip	V2005 NQ FY	AMT 7		0	3602	3602	0	0	0
050	093	Utility	MACRS 39	2023	050 Mid-States Division	Federal	093 1010 GENL Structures	V2005 NQ FY	MACRS 39 JUN	37773	0	0	0	0	0	0
050	093	Utility	MACRS 39	2023	050 Mid-States Division	Federal	093 1010 GENL Structures	V2005 NQ FY	MACRS 39 AUG	37834	0	0	0	0	0	0
050	093	Utility	MACRS 39	2023	050 Mid-States Division	Federal	093 1010 GENL Structures	V2005 NQ FY	MACRS 39 SEP	37865	0	-130298	-56933.7	-3340.84	0	0
050	093	Utility	MACRS 7	2023	050 Mid-States Division	Federal	093 1010 GENL Tools	V2005 NQ FY	MACRS 7		0	-0.01	-0.01	0	0	0
050	093	Utility	AMT 7	2023	050 Mid-States Division	AMT	093 1010 GENL Tools	V2005 NQ FY	AMT 7		0	0	0	0	0	0
050	095	Utility	MACRS 39	2023	050 Mid-States Division	Federal	095 1010 GENL Structures	V2005 NQ FY	MACRS 39 DEC	37865	0	47	21.52	1.21	0	0
050	096	Utility	MACRS 15	2023	050 Mid-States Division	Federal	096 1010 DIST Mains	V2005 NQ FY	MACRS 15		10575.81	-16659.22	-16659.22	0	0	0
050	096	Utility	MACRS 15	2023	050 Mid-States Division	Federal	096 1010 DIST Mains	V2005 NQ FY	MACRS 15		440563.24	334742.25	334742.25	0	0	0
050	096	Utility	MACRS 15	2023	050 Mid-States Division	Federal	096 1010 DIST Mains	V2005 NQ FY	MACRS 15		1493959.07	804473.94	804473.94	0	0	0
050	096	Utility	MACRS 15	2023	050 Mid-States Division	Federal	096 1010 DIST Mains	V2005 NQ FY	MACRS 15		144634.46	66501.4	66501.4	0	0	0
050	096	Utility	MACRS 15	2023	050 Mid-States Division	Federal	096 1010 DIST Mains	V2005 NQ FY	MACRS 15		4977.92	-7841.35	-7841.35	0	0	0
050	096	Utility	MACRS 15	2023	050 Mid-States Division	Federal	096 1010 DIST Mains	V2005 NQ FY	MACRS 15		4133.58	-6511.33	-6511.33	0	0	0
050	096	Utility	MACRS 15	2023	050 Mid-States Division	Federal	096 1010 DIST Mains	V2005 NQ FY	MACRS 15		2930.58	-4616.29	-4616.29	0	0	0
050	096	Utility	MACRS 15	2023	050 Mid-States Division	Federal	096 1010 DIST Mains	V2005 NQ FY	MACRS 15		28376.09	-44698.59	-44698.59	0	0	0
050	096	Utility	MACRS 15	2023	050 Mid-States Division	Federal	096 1010 DIST Mains	V2005 NQ FY	MACRS 15		10394.96	-16374.33	-16374.33	0	0	0
050	096	Utility	MACRS 15	2023	050 Mid-States Division	Federal	096 1010 DIST Mains	V2005 NQ FY	MACRS 15		10189.16	-16050.16	-16050.16	0	0	0
050	096	Utility	MACRS 15	2023	050 Mid-States Division	Federal	096 1010 DIST Mains	V2005 NQ FY	MACRS 15		634	-998.66	-998.66	0	0	0
050	096	Utility	MACRS 15	2023	050 Mid-States Division	Federal	096 1010 DIST Mains	V2005 NQ FY	MACRS 15		475.5	-749	-749	0	0	0
050	096	Utility	MACRS 15	2023	050 Mid-States Division	Federal	096 1010 DIST Meas, Reg Sta	V2005 NQ FY	MACRS 15		27846.2	27123.2	27123.2	0	0	0
050	096	Utility	MACRS 15	2023	050 Mid-States Division	Federal	096 1010 DIST Meas, Reg Sta	V2005 NQ FY	MACRS 15		0	17740	17740	0	0	0
050	096	Utility	MACRS 20	2023	050 Mid-States Division	Federal	096 1010 DIST Meters & Regs	V2005 NQ FY	MACRS 20		245780.03	192739.17	171241.02	8600.02	0	0
050	096	Utility	MACRS 20	2023	050 Mid-States Division	Federal	096 1010 DIST Meters & Regs	V2005 NQ FY	MACRS 20		0	0	0	0	0	0
050	096	Utility	MACRS 20	2023	050 Mid-States Division	Federal	096 1010 DIST Meters & Regs	V2005 NQ FY	MACRS 20		5998.39	104640.43	92968.86	4669.06	0	0
050	096	Utility	MACRS 15	2023	050 Mid-States Division	Federal	096 1010 DIST Services	V2005 NQ FY	MACRS 15		14.34	7.5	7.5	0	0	0
050	096	Utility	MACRS 15	2023	050 Mid-States Division	Federal	096 1010 DIST Services	V2005 NQ FY	MACRS 15		0	0	0	0	0	0
050	096	Utility	MACRS 15	2023	050 Mid-States Division	Federal	096 1010 DIST Services	V2005 NQ FY	MACRS 15		0	0	0	0	0	0
050	096	Utility	MACRS 15	2023	050 Mid-States Division	Federal	096 1010 DIST Services	V2005 NQ FY	MACRS 15		0	0	0	0	0	0
050	096	Utility	MACRS 15	2023	050 Mid-States Division	Federal	096 1010 DIST Services	V2005 NQ FY	MACRS 15		0	0	0	0	0	0
050	096	Utility	MACRS 15	2023	050 Mid-States Division	Federal	096 1010 DIST Services	V2005 NQ FY	MACRS 15		0	0	0	0	0	0
050	096	Utility	MACRS 15	2023	050 Mid-States Division	Federal	096 1010 DIST Services	V2005 NQ FY	MACRS 15		0	0	0	0	0	0
050	096	Utility	MACRS 15	2023	050 Mid-States Division	Federal	096 1010 DIST Services	V2005 NQ FY	MACRS 15		0	0	0	0	0	0
050	096	Utility	MACRS 15	2023	050 Mid-States Division	Federal	096 1010 DIST Services	V2005 NQ FY	MACRS 15		0	0	0	0	0	0
050	096	Utility	MACRS 15	2023	050 Mid-States Division	Federal	096 1010 DIST Services	V2005 NQ FY	MACRS 15		0	0	0	0	0	0
050	096	Utility	MACRS 20	2023	050 Mid-States Division	Federal	096 1010 DIST Services	V2005 NQ FY	MACRS 20		523602.37	542523.8	482010.69	24207.41	0	0
050	096	Utility	MACRS 5	2023	050 Mid-States Division	Federal	096 1010 GENL Communication	V2005 NQ FY	MACRS 5		0	-18	-18	0	0	0
050	096	Utility	AMT 5	2023	050 Mid-States Division	AMT	096 1010 GENL Communication	V2005 NQ FY	AMT 5		0	-18	-18	0	0	0
050	096	Utility	MACRS 7	2023	050 Mid-States Division	Federal	096 1010 GENL Misc	V2005 NQ FY	MACRS 7		0	724.7	724.7	0	0	0
050	096	Utility	AMT 7	2023	050 Mid-States Division	AMT	096 1010 GENL Misc	V2005 NQ FY	AMT 7		0	724.7	724.7	0	0	0
050	096	Utility	MACRS 7	2023	050 Mid-States Division	Federal	096 1010 GENL Office 7	V2005 NQ FY	MACRS 7		0	324	324	0	0	0
050	096	Utility	AMT 7	2023	050 Mid-States Division	AMT	096 1010 GENL Office 7	V2005 NQ FY	AMT 7		0	324	324	0	0	0
050	096	Utility	MACRS 39	2023	050 Mid-States Division	Federal	096 1010 GENL Structures	V2005 NQ FY	MACRS 39 MAR	38047	0	-23998	-10793.6	-615.31	0	0
050	096	Utility	MACRS 39	2023	050 Mid-States Division	Federal	096 1010 GENL Structures	V2005 NQ FY	MACRS 39 SEP	37865	0	-2574	-1124.75	-66	0	0
050	009	Utility	NONE	2023	050 Mid-States Division	Federal	009 1010 DIST Land, Land Rights	V2006 FY	NONE		22491.71	18494.71	0	0	0	0
050	009	Utility	NONE	2023	050 Mid-States Division	Federal	009 1010 DIST Land, Land Rights	V2006 FY	NONE		99106.22	99106.22	0	0	0	0
050	009	Utility	NONE	2023	050 Mid-States Division	Federal	009 1010 DIST Land, Land Rights	V2006 FY	NONE		43955.23	43955.23	0	0	0	0
050	009	Utility	MACRS 15	2023	050 Mid-States Division	Federal	009 1010 DIST Mains	V2006 FY	MACRS 15		1410698.4	-154167.33	-154167.33	0	0	0
050	009	Utility	MACRS 15	2023	050 Mid-States Division	Federal	009 1010 DIST Mains	V2006 FY	MACRS 15		0	-170152.85	-170152.85	0	0	0
050	009	Utility	MACRS 15	2023	050 Mid-States Division	Federal	009 1010 DIST Mains	V2006 FY	MACRS 15		0	0	0	0	0	0
050	009	Utility	MACRS 15	2023	050 Mid-States Division	Federal	009 1010 DIST Mains	V2006 FY	MACRS 15		0	0	0	0	0	0
050	009	Utility	MACRS 15	2023	050 Mid-States Division	Federal	009 1010 DIST Mains	V2006 FY	MACRS 15		2074682.54	1014943.19	1014943.19	0	0	0
050	009	Utility	MACRS 15	2023	050 Mid-States Division	Federal	009 1010 DIST Mains	V2006 FY	MACRS 15		0	0	0	0	0	0
050	009	Utility	MACRS 15	2023	050 Mid-States Division	Federal	009 1010 DIST Mains	V2006 FY	MACRS 15		0	-2664	-2664	0	0	0
050	009	Utility	MACRS 15	2023	050 Mid-States Division	Federal	009 1010 DIST Mains	V2006 FY	MACRS 15		0	0	0	0	0	0
050	009	Utility	MACRS 15	2023	050 Mid-States Division	Federal	009 1010 DIST Mains	V2006 FY	MACRS 15		0	0	0	0	0	0
050	009	Utility	MACRS 15	2023	050 Mid-States Division	Federal	009 1010 DIST Mains	V2006 FY	MACRS 15		0	0	0	0	0	0
050	009	Utility	MACRS 15	2023	050 Mid-States Division	Federal	009 1010 DIST Mains	V2006 FY	MACRS 15		0	0	0	0	0	0
050	009	Utility	MACRS 15	2023	050 Mid-States Division	Federal	009 1010 DIST Mains	V2006 FY	MACRS 15		0	0	0	0	0	0
050	009	Utility	MACRS 15	2023	050 Mid-States Division	Federal	009 1010 DIST Mains	V2006 FY	MACRS 15		0	0	0	0	0	0
050	009	Utility	MACRS 15	2023	050 Mid-States Division	Federal	009 1010 DIST Mains	V2006 FY	MACRS 15		0	0	0	0	0	0
050	009	Utility	MACRS 15	2023	050 Mid-States Division	Federal	009 1010 DIST Mains	V2006 FY	MACRS 15		0	0	0	0	0	0
050	009	Utility	MACRS 15	2023	050 Mid-States Division	Federal	009 1010 DIST Mains	V2006 FY	MACRS 15		0	0	0	0	0	0
050	009	Utility	MACRS 15	2023	050 Mid-States Division	Federal	009 1010 DIST Mains	V2006 FY	MACRS 15		0	0	0	0	0	0
050	009	Utility	MACRS 15	2023	050 Mid-States Division	Federal	009 1010 DIST Mains	V2006 FY	MACRS 15		0	-161297	-161297	0	0	0
050	009	Utility	MACRS 15	2023	050 Mid-States Division	Federal	009 1010 DIST Mains	V2006 FY	MACRS 15		0	-5869	-5869	0	0	0
050	009	Utility	MACRS 15	2023	050 Mid-States Division	Federal	009 1010 DIST Mains	V2006 FY	MACRS 15		0	-1172	-1172	0	0	0
050	009	Utility	MACRS 15	2023	050 Mid-States Division	Federal	009 1010 DIST Meas, Reg Sta	V2006 FY	MACRS 15		89227.66	71529.44	71529.44	0	0	0
050	009	Utility	MACRS 15	2023	050 Mid-States Division	Federal	009 1010 DIST Meas, Reg Sta	V2006 FY	MACRS 15		0	0	0	0	0	0
050	009	Utility	MACRS 15	2023	050 Mid-States Division	Federal	009 1010 DIST Meas, Reg Sta	V2006 FY	MACRS 15		0	0	0	0	0	0
050	009	Utility	MACRS 15	2023	050 Mid-States Division	Federal	009 1010 DIST Meas, Reg Sta	V2006 FY	MACRS 15		0	0	0	0	0	0
050	009	Utility	MACRS 15	2023	050 Mid-States Division	Federal	009 1010 DIST Meas, Reg Sta	V2006 FY	MACRS 15		0	0	0	0	0	0
050	009	Utility	MACRS 15	2023	050 Mid-States Division	Federal	009 1010 DIST Meas, Reg Sta	V2006 FY	MACRS 15		0	0	0	0	0	0
050	009	Utility	MACRS 15	2023	050 Mid-States Division	Federal	009 1010 DIST Meas, Reg Sta	V2006 FY	MACRS 15		266035.74	312345.88	312345.88	0	0	0
050	009	Utility	MACRS 15	2023	050 Mid-States Division	Federal	009 1010 DIST Meas, Reg Sta	V2006 FY	MACRS 15		0	0	0	0	0	0
050	009	Utility	MACRS 15	2023	050 Mid-States Division	Federal	009 1010 DIST Meas, Reg Sta	V2006 FY	MACRS 15		0	0	0	0	0	0
050	009	Utility	MACRS 15	2023	050 Mid-States Division	Federal	009 1010 DIST Meas, Reg Sta	V2006 FY	MACRS 15		0	0	0	0	0	0
050	009	Utility	MACRS 15	2023	050 Mid-States Division	Federal	009 1010 DIST Meas, Reg Sta	V2006 FY	MACRS 15		0	0	0	0	0	0
050	009	Utility	MACRS 15	2023	050 Mid-States Division	Federal	009 1010 DIST Meas, Reg Sta	V2006 FY	MACRS 15		0	0	0	0	0	0

050	009	Utility	MACRS 15	2023	050 Mid-States Division	Federal	009 1010 DIST Meas, Reg Sta	V2006 FY	MACRS 15		0	0	0	0	0	0
050	009	Utility	MACRS 15	2023	050 Mid-States Division	Federal	009 1010 DIST Meas, Reg Sta (Ind)	V2006 FY	MACRS 15		154456.91	72306.4	72306.4	0	0	0
050	009	Utility	MACRS 15	2023	050 Mid-States Division	Federal	009 1010 DIST Meters & Regs	V2006 FY	MACRS 15		0	0	0	0	0	0
050	009	Utility	MACRS 15	2023	050 Mid-States Division	Federal	009 1010 DIST Meters & Regs	V2006 FY	MACRS 15		0	0	0	0	0	0
050	009	Utility	MACRS 15	2023	050 Mid-States Division	Federal	009 1010 DIST Meters & Regs	V2006 FY	MACRS 15		0	0	0	0	0	0
050	009	Utility	MACRS 15	2023	050 Mid-States Division	Federal	009 1010 DIST Meters & Regs	V2006 FY	MACRS 15		0	0	0	0	0	0
050	009	Utility	MACRS 15	2023	050 Mid-States Division	Federal	009 1010 DIST Meters & Regs	V2006 FY	MACRS 15		0	0	0	0	0	0
050	009	Utility	MACRS 15	2023	050 Mid-States Division	Federal	009 1010 DIST Meters & Regs	V2006 FY	MACRS 15		0	0	0	0	0	0
050	009	Utility	MACRS 15	2023	050 Mid-States Division	Federal	009 1010 DIST Meters & Regs	V2006 FY	MACRS 15		202322.01	2454.5	2454.5	0	0	0
050	009	Utility	MACRS 15	2023	050 Mid-States Division	Federal	009 1010 DIST Meters & Regs	V2006 FY	MACRS 15		0	0	0	0	0	0
050	009	Utility	MACRS 15	2023	050 Mid-States Division	Federal	009 1010 DIST Meters & Regs	V2006 FY	MACRS 15		0	0	0	0	0	0
050	009	Utility	MACRS 15	2023	050 Mid-States Division	Federal	009 1010 DIST Meters & Regs	V2006 FY	MACRS 15		704211.29	918278.67	918278.67	0	0	0
050	009	Utility	MACRS 15	2023	050 Mid-States Division	Federal	009 1010 DIST Meters & Regs	V2006 FY	MACRS 15		0	0	0	0	0	0
050	009	Utility	MACRS 15	2023	050 Mid-States Division	Federal	009 1010 DIST Meters & Regs	V2006 FY	MACRS 15		0	0	0	0	0	0
050	009	Utility	MACRS 15	2023	050 Mid-States Division	Federal	009 1010 DIST Meters & Regs	V2006 FY	MACRS 15		0	0	0	0	0	0
050	009	Utility	MACRS 15	2023	050 Mid-States Division	Federal	009 1010 DIST Meters & Regs	V2006 FY	MACRS 15		0	0	0	0	0	0
050	009	Utility	MACRS 15	2023	050 Mid-States Division	Federal	009 1010 DIST Meters & Regs	V2006 FY	MACRS 15		0	0	0	0	0	0
050	009	Utility	MACRS 15	2023	050 Mid-States Division	Federal	009 1010 DIST Meters & Regs	V2006 FY	MACRS 15		0	0	0	0	0	0
050	009	Utility	MACRS 15	2023	050 Mid-States Division	Federal	009 1010 DIST Services	V2006 FY	MACRS 15		0	0	0	0	0	0
050	009	Utility	MACRS 15	2023	050 Mid-States Division	Federal	009 1010 DIST Services	V2006 FY	MACRS 15		0	0	0	0	0	0
050	009	Utility	MACRS 15	2023	050 Mid-States Division	Federal	009 1010 DIST Services	V2006 FY	MACRS 15		0	0	0	0	0	0
050	009	Utility	MACRS 15	2023	050 Mid-States Division	Federal	009 1010 DIST Services	V2006 FY	MACRS 15		1623707.1	3634853.86	3634853.86	0	0	0
050	009	Utility	MACRS 15	2023	050 Mid-States Division	Federal	009 1010 DIST Services	V2006 FY	MACRS 15		0	0	0	0	0	0
050	009	Utility	MACRS 15	2023	050 Mid-States Division	Federal	009 1010 DIST Services	V2006 FY	MACRS 15		0	0	0	0	0	0
050	009	Utility	MACRS 15	2023	050 Mid-States Division	Federal	009 1010 DIST Services	V2006 FY	MACRS 15		0	0	0	0	0	0
050	009	Utility	MACRS 15	2023	050 Mid-States Division	Federal	009 1010 DIST Structures	V2006 FY	MACRS 15	38565	0	562	562	0	0	0
050	009	Utility	MACRS 15	2023	050 Mid-States Division	Federal	009 1010 DIST Structures	V2006 FY	MACRS 15	37926	0	6846	6846	0	0	0
050	009	Utility	MACRS 5	2023	050 Mid-States Division	Federal	009 1010 GENL Communication	V2006 FY	MACRS 5		0	291	291	0	0	0
050	009	Utility	AMT 5	2023	050 Mid-States Division	AMT	009 1010 GENL Communication	V2006 FY	AMT 5		0	291	291	0	0	0
050	009	Utility	MACRS 5	2023	050 Mid-States Division	Federal	009 1010 GENL Communication	V2006 FY	MACRS 5		0	0	0	0	0	0
050	009	Utility	AMT 5	2023	050 Mid-States Division	AMT	009 1010 GENL Communication	V2006 FY	AMT 5		0	0	0	0	0	0
050	009	Utility	MACRS 5	2023	050 Mid-States Division	Federal	009 1010 GENL Computers HW	V2006 FY	MACRS 5		0	0	0	0	0	0
050	009	Utility	AMT 5	2023	050 Mid-States Division	AMT	009 1010 GENL Computers HW	V2006 FY	AMT 5		0	0	0	0	0	0
050	009	Utility	MACRS 5	2023	050 Mid-States Division	Federal	009 1010 GENL Computers HW	V2006 FY	MACRS 5		0	0	0	0	0	0
050	009	Utility	AMT 5	2023	050 Mid-States Division	AMT	009 1010 GENL Computers HW	V2006 FY	AMT 5		0	0	0	0	0	0
050	009	Utility	MACRS 5	2023	050 Mid-States Division	Federal	009 1010 GENL Computers HW	V2006 FY	MACRS 5		0	0	0	0	0	0
050	009	Utility	AMT 5	2023	050 Mid-States Division	AMT	009 1010 GENL Computers HW	V2006 FY	AMT 5		0	0	0	0	0	0
050	009	Utility	SL 3	2023	050 Mid-States Division	Federal	009 1010 GENL Computers SW	V2006 FY	SL 3		0	71	71	0	0	0
050	009	Utility	SL 3	2023	050 Mid-States Division	Federal	009 1010 GENL Computers SW	V2006 FY	SL 3		0	914	914	0	0	0
050	009	Utility	MACRS 7	2023	050 Mid-States Division	Federal	009 1010 GENL Equipment	V2006 FY	MACRS 7		0	0	0	0	0	0
050	009	Utility	AMT 7	2023	050 Mid-States Division	AMT	009 1010 GENL Equipment	V2006 FY	AMT 7		0	0	0	0	0	0
050	009	Utility	NONE	2023	050 Mid-States Division	Federal	009 1010 GENL Land	V2006 FY	NONE		1768.46	-4138.25	0	0	0	0
050	009	Utility	MACRS 7	2023	050 Mid-States Division	Federal	009 1010 GENL Misc	V2006 FY	MACRS 7		0	0	0	0	0	0
050	009	Utility	AMT 7	2023	050 Mid-States Division	AMT	009 1010 GENL Misc	V2006 FY	AMT 7		0	0	0	0	0	0
050	009	Utility	MACRS 7	2023	050 Mid-States Division	Federal	009 1010 GENL Misc	V2006 FY	MACRS 7		0	123904.94	123904.94	0	0	0
050	009	Utility	AMT 7	2023	050 Mid-States Division	AMT	009 1010 GENL Misc	V2006 FY	AMT 7		0	123904.94	123904.94	0	0	0
050	009	Utility	MACRS 7	2023	050 Mid-States Division	Federal	009 1010 GENL Misc	V2006 FY	MACRS 7		0	0	0	0	0	0
050	009	Utility	AMT 7	2023	050 Mid-States Division	AMT	009 1010 GENL Misc	V2006 FY	AMT 7		0	0	0	0	0	0
050	009	Utility	MACRS 7	2023	050 Mid-States Division	Federal	009 1010 GENL Misc	V2006 FY	MACRS 7		0	0	0	0	0	0
050	009	Utility	AMT 7	2023	050 Mid-States Division	AMT	009 1010 GENL Misc	V2006 FY	AMT 7		0	0	0	0	0	0
050	009	Utility	MACRS 7	2023	050 Mid-States Division	Federal	009 1010 GENL Office 7	V2006 FY	MACRS 7		0	-0.01	-0.01	0	0	0
050	009	Utility	AMT 7	2023	050 Mid-States Division	AMT	009 1010 GENL Office 7	V2006 FY	AMT 7		0	0	0	0	0	0
050	009	Utility	MACRS 7	2023	050 Mid-States Division	Federal	009 1010 GENL Office 7	V2006 FY	MACRS 7		-851091.89	-780449.68	-780449.68	0	0	0
050	009	Utility	AMT 7	2023	050 Mid-States Division	AMT	009 1010 GENL Office 7	V2006 FY	AMT 7		-851091.89	-780449.68	-780449.68	0	0	0
050	009	Utility	MACRS 7	2023	050 Mid-States Division	Federal	009 1010 GENL Office 7	V2006 FY	MACRS 7		0	0	0	0	0	0
050	009	Utility	AMT 7	2023	050 Mid-States Division	AMT	009 1010 GENL Office 7	V2006 FY	AMT 7		0	0	0	0	0	0
050	009	Utility	MACRS 7	2023	050 Mid-States Division	Federal	009 1010 GENL Power Operated Equip	V2006 FY	MACRS 7		0	0	0	0	0	0
050	009	Utility	AMT 7	2023	050 Mid-States Division	AMT	009 1010 GENL Power Operated Equip	V2006 FY	AMT 7		0	0	0	0	0	0
050	009	Utility	MACRS 7	2023	050 Mid-States Division	Federal	009 1010 GENL Power Operated Equip	V2006 FY	MACRS 7		0	0	0	0	0	0
050	009	Utility	AMT 7	2023	050 Mid-States Division	AMT	009 1010 GENL Power Operated Equip	V2006 FY	AMT 7		0	0	0	0	0	0
050	009	Utility	MACRS 7	2023	050 Mid-States Division	Federal	009 1010 GENL Power Operated Equip	V2006 FY	MACRS 7		0	0	0	0	0	0
050	009	Utility	AMT 7	2023	050 Mid-States Division	AMT	009 1010 GENL Power Operated Equip	V2006 FY	AMT 7		0	0	0	0	0	0
050	009	Utility	MACRS 7	2023	050 Mid-States Division	Federal	009 1010 GENL Power Operated Equip	V2006 FY	MACRS 7		0	0	0	0	0	0
050	009	Utility	AMT 7	2023	050 Mid-States Division	AMT	009 1010 GENL Power Operated Equip	V2006 FY	AMT 7		0	0	0	0	0	0
050	009	Utility	MACRS 7	2023	050 Mid-States Division	Federal	009 1010 GENL Power Operated Equip	V2006 FY	MACRS 7		0	0	0	0	0	0
050	009	Utility	AMT 7	2023	050 Mid-States Division	AMT	009 1010 GENL Power Operated Equip	V2006 FY	AMT 7		0	0	0	0	0	0
050	009	Utility	MACRS 39	2023	050 Mid-States Division	Federal	009 1010 GENL Structures	V2006 FY	MACRS 39 MAY	38018	0	0	0	0	0	0
050	009	Utility	MACRS 39	2023	050 Mid-States Division	Federal	009 1010 GENL Structures	V2006 FY	MACRS 39 MAY	38018	0	0	0	0	0	0
050	009	Utility	MACRS 39	2023	050 Mid-States Division	Federal	009 1010 GENL Structures	V2006 FY	MACRS 39 MAY	38018	0	9223	3872.41	236.48	0	0
050	009	Utility	MACRS 39	2023	050 Mid-States Division	Federal	009 1010 GENL Structures	V2006 FY	MACRS 39 JUN	38047	0	0	0	0	0	0
050	009	Utility	MACRS 39	2023	050 Mid-States Division	Federal	009 1010 GENL Structures	V2006 FY	MACRS 39 JUN	37681	0	1274	532.25	32.67	0	0
050	009	Utility	MACRS 39	2023	050 Mid-States Division	Federal	009 1010 GENL Structures	V2006 FY	MACRS 39 JUL	37712	0	0	0	0	0	0
050	009	Utility	MACRS 39	2023	050 Mid-States Division	Federal	009 1010 GENL Structures	V2006 FY	MACRS 39 JUL	38078	0	-44	-18.31	-1.13	0	0
050	009	Utility	MACRS 39	2023	050 Mid-States Division	Federal	009 1010 GENL Structures	V2006 FY	MACRS 39 JUL	38078	0	1	0.49	0.03	0	0
050	009	Utility	MACRS 39	2023	050 Mid-States Division	Federal	009 1010 GENL Structures	V2006 FY	MACRS 39 AUG	37742	3407.61	8650.96	3576.73	221.81	0	0
050	009	Utility	MACRS 39	2023	050 Mid-States Division	Federal	009 1010 GENL Structures	V2006 FY	MACRS 39 AUG	37742	0	0	0	0	0	0
050	009	Utility	MACRS 39	2023	050 Mid-States Division	Federal	009 1010 GENL Structures	V2006 FY	MACRS 39 OCT	37803	0	4820	2095.71	123.58	0	0
050	009	Utility	MACRS 39	2023	050 Mid-States Division	Federal	009 1010 GENL Structures	V2006 FY	MACRS 39 OCT	37803	0	0.01	0	0	0	0
050	009	Utility	MACRS 39	2023	050 Mid-States Division	Federal	009 1010 GENL Structures	V2006 FY	MACRS 39 NOV	37834	0	0	0	0	0	0
050	009	Utility	MACRS 39	2023	050 Mid-States Division	Federal	009 1010 GENL Structures	V2006 FY	MACRS 39 DEC	37865	0	0	0	0	0	0
050	009	Utility	MACRS 39	2023	050 Mid-States Division	Federal	009 1010 GENL Structures	V2006 FY	MACRS 39 DEC	37865	0	0	0	0	0	0
050	009	Utility	MACRS 39	2023	050 Mid-States Division	Federal	009 1010 GENL Structures	V2006 FY	MACRS 39 DEC	37865	0	0	0	0	0	0
050	009	Utility	MACRS 39	2023	050 Mid-States Division	Federal	009 1010 GENL Structures	V2006 FY	MACRS 39 FEB	37926	0	0	0	0	0	0
050	009	Utility	MACRS 39	2023	050 Mid-States Division	Federal	009 1010 GENL Structures	V2006 FY	MACRS 39 FEB	38292	0	0	0	0	0	0
050	009	Utility	MACRS 39	2023	050 Mid-States Division	Federal	009 1010 GENL Structures	V2006 FY	MACRS 39 FEB	38292	0	0	0	0	0	0
050	009	Utility	MACRS 7	2023	050 Mid-States Division	Federal	009 1010 GENL Structures 7	V2006 FY	MACRS 7		2357.2	2256.2	2256.2	0	0	0
050	009	Utility	AMT 7	2023	050 Mid-States Division	AMT	009 1010 GENL Structures 7	V2006 FY	AMT 7		2357.2	2256.2	2256.2	0	0	0
050	009	Utility	MACRS 7	2023	050 Mid-States Division	Federal	009 1010 GENL Tools	V2006 FY	MACRS 7		0	2462.19	2462.19	0	0	0
050	009	Utility	AMT 7	2023	050 Mid-States Division	AMT	009 1010 GENL Tools	V2006 FY	AMT 7		0	2462.2	2462.2	0	0	0

050	009	Utility	MACRS 7	2023	050 Mid-States Division	Federal	009 1010 GENL Tools	V2006 FY	MACRS 7		0	0	0	0	0	0
050	009	Utility	AMT 7	2023	050 Mid-States Division	AMT	009 1010 GENL Tools	V2006 FY	AMT 7		0	0	0	0	0	0
050	009	Utility	MACRS 7	2023	050 Mid-States Division	Federal	009 1010 GENL Tools	V2006 FY	MACRS 7		0	0	0	0	0	0
050	009	Utility	AMT 7	2023	050 Mid-States Division	AMT	009 1010 GENL Tools	V2006 FY	AMT 7		0	0	0	0	0	0
050	009	Utility	MACRS 7	2023	050 Mid-States Division	Federal	009 1010 GENL Tools	V2006 FY	MACRS 7		0	0	0	0	0	0
050	009	Utility	AMT 7	2023	050 Mid-States Division	AMT	009 1010 GENL Tools	V2006 FY	AMT 7		0	0	0	0	0	0
050	009	Utility	MACRS 5	2023	050 Mid-States Division	Federal	009 1010 GENL Transportation	V2006 FY	MACRS 5		0	0	0	0	0	0
050	009	Utility	AMT 5	2023	050 Mid-States Division	AMT	009 1010 GENL Transportation	V2006 FY	AMT 5		0	0	0	0	0	0
050	009	Utility	MACRS 5	2023	050 Mid-States Division	Federal	009 1010 GENL Transportation	V2006 FY	MACRS 5		0	0	0	0	0	0
050	009	Utility	AMT 5	2023	050 Mid-States Division	AMT	009 1010 GENL Transportation	V2006 FY	AMT 5		0	0	0	0	0	0
050	009	Utility	MACRS 5	2023	050 Mid-States Division	Federal	009 1010 GENL Transportation	V2006 FY	MACRS 5		-114469.97	-103117.94	-103117.94	0	0	0
050	009	Utility	AMT 5	2023	050 Mid-States Division	AMT	009 1010 GENL Transportation	V2006 FY	AMT 5		-114469.97	-103117.94	-103117.94	0	0	0
050	009	Utility	MACRS 15	2023	050 Mid-States Division	Federal	009 1010 TRAN Equipment	V2006 FY	MACRS 15		0	5084	5084	0	0	0
050	009	Utility	NONE	2023	050 Mid-States Division	Federal	009 1010 TRAN Land, Land Rights	V2006 FY	NONE		0	0	0	0	0	0
050	009	Utility	NONE	2023	050 Mid-States Division	Federal	009 1010 TRAN Land, Land Rights	V2006 FY	NONE		22791.69	33438.4	0	0	0	0
050	009	Utility	MACRS 15	2023	050 Mid-States Division	Federal	009 1010 TRAN Mains	V2006 FY	MACRS 15		0	-19112.3	-19112.3	0	0	0
050	009	Utility	MACRS 15	2023	050 Mid-States Division	Federal	009 1010 TRAN Mains	V2006 FY	MACRS 15		0	0	0	0	0	0
050	009	Utility	MACRS 15	2023	050 Mid-States Division	Federal	009 1010 TRAN Mains	V2006 FY	MACRS 15		0	0	0	0	0	0
050	009	Utility	MACRS 15	2023	050 Mid-States Division	Federal	009 1010 TRAN Mains	V2006 FY	MACRS 15		0	0	0	0	0	0
050	009	Utility	MACRS 15	2023	050 Mid-States Division	Federal	009 1010 TRAN Meas, Reg Sta Equip	V2006 FY	MACRS 15		0	0	0	0	0	0
050	091	Utility	MACRS 15	2023	050 Mid-States Division	Federal	091 1010 DIST Meters & Regs	V2006 FY	MACRS 15		0	-45	-45	0	0	0
050	091	Utility	MACRS 15	2023	050 Mid-States Division	Federal	091 1010 DIST Meters & Regs	V2006 FY	MACRS 15		0	-442	-442	0	0	0
050	091	Utility	MACRS 15	2023	050 Mid-States Division	Federal	091 1010 DIST Services	V2006 FY	MACRS 15		0	-3873	-3873	0	0	0
050	091	Utility	MACRS 5	2023	050 Mid-States Division	Federal	091 1010 GENL Computers HW	V2006 FY	MACRS 5		147674.39	137999	137999	0	0	0
050	091	Utility	AMT 5	2023	050 Mid-States Division	AMT	091 1010 GENL Computers HW	V2006 FY	AMT 5		147674.39	137999	137999	0	0	0
050	091	Utility	MACRS 5	2023	050 Mid-States Division	Federal	091 1010 GENL Computers HW	V2006 FY	MACRS 5		0	-248	-248	0	0	0
050	091	Utility	AMT 5	2023	050 Mid-States Division	AMT	091 1010 GENL Computers HW	V2006 FY	AMT 5		0	-248	-248	0	0	0
050	091	Utility	MACRS 5	2023	050 Mid-States Division	Federal	091 1010 GENL Computers HW	V2006 FY	MACRS 5		0	0	0	0	0	0
050	091	Utility	AMT 5	2023	050 Mid-States Division	AMT	091 1010 GENL Computers HW	V2006 FY	AMT 5		0	0	0	0	0	0
050	091	Utility	SL 3	2023	050 Mid-States Division	Federal	091 1010 GENL Computers SW	V2006 FY	SL 3		0	6247	6247	0	0	0
050	091	Utility	SL 3	2023	050 Mid-States Division	Federal	091 1010 GENL Computers SW	V2006 FY	SL 3		642.65	582.34	582.34	0	0	0
050	091	Utility	SL 3	2023	050 Mid-States Division	Federal	091 1010 GENL Computers SW	V2006 FY	SL 3		1569.81	1422.49	1422.49	0	0	0
050	091	Utility	SL 3	2023	050 Mid-States Division	Federal	091 1010 GENL Computers SW	V2006 FY	SL 3		-1043.74	-945.79	-945.79	0	0	0
050	091	Utility	SL 3	2023	050 Mid-States Division	Federal	091 1010 GENL Computers SW	V2006 FY	SL 3		271.72	246.22	246.22	0	0	0
050	091	Utility	SL 3	2023	050 Mid-States Division	Federal	091 1010 GENL Computers SW	V2006 FY	SL 3		-747.11	-677	-677	0	0	0
050	091	Utility	SL 3	2023	050 Mid-States Division	Federal	091 1010 GENL Computers SW	V2006 FY	SL 3		0	-993	-993	0	0	0
050	091	Utility	SL 3	2023	050 Mid-States Division	Federal	091 1010 GENL Computers SW	V2006 FY	SL 3		-745.6	-675.63	-675.63	0	0	0
050	091	Utility	MACRS 7	2023	050 Mid-States Division	Federal	091 1010 GENL Misc	V2006 FY	MACRS 7		0	0	0	0	0	0
050	091	Utility	AMT 7	2023	050 Mid-States Division	AMT	091 1010 GENL Misc	V2006 FY	AMT 7		0	0	0	0	0	0
050	091	Utility	MACRS 7	2023	050 Mid-States Division	Federal	091 1010 GENL Office 7	V2006 FY	MACRS 7		0	18799.39	18799.39	0	0	0
050	091	Utility	AMT 7	2023	050 Mid-States Division	AMT	091 1010 GENL Office 7	V2006 FY	AMT 7		0	18799.4	18799.4	0	0	0
050	091	Utility	MACRS 39	2023	050 Mid-States Division	Federal	091 1010 GENL Structures	V2006 FY	MACRS 39 APR	37987	0	232	97.93	5.95	0	0
050	091	Utility	MACRS 39	2023	050 Mid-States Division	Federal	091 1010 GENL Structures	V2006 FY	MACRS 39 JUL	38078	0	-28535	-11858.62	-731.64	0	0
050	091	Utility	MACRS 39	2023	050 Mid-States Division	Federal	091 1010 GENL Structures	V2006 FY	MACRS 39 SEP	38139	0	-943	-387.89	-24.18	0	0
050	091	Utility	MACRS 39	2023	050 Mid-States Division	Federal	091 1010 GENL Structures	V2006 FY	MACRS 39 OCT	37803	0	-858	-373.08	-22	0	0
050	091	Utility	MACRS 39	2023	050 Mid-States Division	Federal	091 1010 GENL Structures	V2006 FY	MACRS 39 JAN	38261	0	-31	-13.2	-0.79	0	0
050	091	Utility	MACRS 39	2023	050 Mid-States Division	Federal	091 1010 GENL Structures	V2006 FY	MACRS 39 MAR	38322	0	266809	113161.66	6840.98	0	0
050	091	Utility	MACRS 5	2023	050 Mid-States Division	Federal	091 1010 GENL Tools	V2006 FY	MACRS 5		0	0	0	0	0	0
050	091	Utility	AMT 5	2023	050 Mid-States Division	AMT	091 1010 GENL Tools	V2006 FY	AMT 5		0	0	0	0	0	0
050	091	Utility	MACRS 7	2023	050 Mid-States Division	Federal	091 1010 GENL Tools	V2006 FY	MACRS 7		0	-146	-146	0	0	0
050	091	Utility	AMT 7	2023	050 Mid-States Division	AMT	091 1010 GENL Tools	V2006 FY	AMT 7		0	-146	-146	0	0	0
050	091	Utility	MACRS 7	2023	050 Mid-States Division	Federal	091 1010 GENL Tools	V2006 FY	MACRS 7		0	0	0	0	0	0
050	091	Utility	AMT 7	2023	050 Mid-States Division	AMT	091 1010 GENL Tools	V2006 FY	AMT 7		0	0	0	0	0	0
050	091	Utility	NONE	2023	050 Mid-States Division	Federal	091 1010 NONU NonUtility	V2006 FY	NONE		0	0	0	0	0	0
050	093	Utility	MACRS 15	2023	050 Mid-States Division	Federal	093 1010 DIST Equipment	V2006 FY	MACRS 15		0	266	266	0	0	0
050	093	Utility	NONE	2023	050 Mid-States Division	Federal	093 1010 DIST Land, Land Rights	V2006 FY	NONE		96513.35	98990.35	0	0	0	0
050	093	Utility	NONE	2023	050 Mid-States Division	Federal	093 1010 DIST Land, Land Rights	V2006 FY	NONE		42286.22	35345.22	0	0	0	0
050	093	Utility	MACRS 15	2023	050 Mid-States Division	Federal	093 1010 DIST Mains	V2006 FY	MACRS 15		8121383.42	5637310.63	5637310.63	0	0	0
050	093	Utility	MACRS 15	2023	050 Mid-States Division	Federal	093 1010 DIST Mains	V2006 FY	MACRS 15		44282.07	-15818.42	-15818.42	0	0	0
050	093	Utility	MACRS 15	2023	050 Mid-States Division	Federal	093 1010 DIST Mains	V2006 FY	MACRS 15		50075.67	469933.08	469933.08	0	0	0
050	093	Utility	MACRS 15	2023	050 Mid-States Division	Federal	093 1010 DIST Mains	V2006 FY	MACRS 15		18691.55	175410.19	175410.19	0	0	0
050	093	Utility	MACRS 15	2023	050 Mid-States Division	Federal	093 1010 DIST Mains	V2006 FY	MACRS 15		18292.83	171668.21	171668.21	0	0	0
050	093	Utility	MACRS 15	2023	050 Mid-States Division	Federal	093 1010 DIST Mains	V2006 FY	MACRS 15		17696.3	166070.52	166070.52	0	0	0
050	093	Utility	MACRS 15	2023	050 Mid-States Division	Federal	093 1010 DIST Mains	V2006 FY	MACRS 15		15508.51	145538.46	145538.46	0	0	0
050	093	Utility	MACRS 15	2023	050 Mid-States Division	Federal	093 1010 DIST Mains	V2006 FY	MACRS 15		11565.96	108540.27	108540.27	0	0	0
050	093	Utility	MACRS 15	2023	050 Mid-States Division	Federal	093 1010 DIST Mains	V2006 FY	MACRS 15		8861.25	83158.13	83158.13	0	0	0
050	093	Utility	MACRS 15	2023	050 Mid-States Division	Federal	093 1010 DIST Mains	V2006 FY	MACRS 15		8481.95	79598.27	79598.27	0	0	0
050	093	Utility	MACRS 15	2023	050 Mid-States Division	Federal	093 1010 DIST Mains	V2006 FY	MACRS 15		4354.57	40865.09	40865.09	0	0	0
050	093	Utility	MACRS 15	2023	050 Mid-States Division	Federal	093 1010 DIST Mains	V2006 FY	MACRS 15		4224.11	39641.03	39641.03	0	0	0
050	093	Utility	MACRS 15	2023	050 Mid-States Division	Federal	093 1010 DIST Mains	V2006 FY	MACRS 15		1075.78	10095.32	10095.32	0	0	0
050	093	Utility	MACRS 15	2023	050 Mid-States Division	Federal	093 1010 DIST Mains	V2006 FY	MACRS 15		18234.26	171118.6	171118.6	0	0	0
050	093	Utility	MACRS 15	2023	050 Mid-States Division	Federal	093 1010 DIST Mains	V2006 FY	MACRS 15		14428.13	135399.98	135399.98	0	0	0
050	093	Utility	MACRS 15	2023	050 Mid-States Division	Federal	093 1010 DIST Mains	V2006 FY	MACRS 15		6429.87	60340.82	60340.82	0	0	0
050	093	Utility	MACRS 15	2023	050 Mid-States Division	Federal	093 1010 DIST Mains	V2006 FY	MACRS 15		5446.2	51109.26	51109.26	0	0	0
050	093	Utility	MACRS 15	2023	050 Mid-States Division	Federal	093 1010 DIST Mains	V2006 FY	MACRS 15		4267.12	40044.6	40044.6	0	0	0
050	093	Utility	MACRS 15	2023	050 Mid-States Division	Federal	093 1010 DIST Mains	V2006 FY	MACRS 15		52621.23	493821.58	493821.58	0	0	0
050	093	Utility	MACRS 15	2023	050 Mid-States Division	Federal	093 1010 DIST Mains	V2006 FY	MACRS 15		39987.96	375265.32	375265.32	0	0	0
050	093	Utility	MACRS 15	2023	050 Mid-States Division	Federal	093 1010 DIST Mains	V2006 FY	MACRS 15		20760.81	194829.2	194829.2	0	0	0
050	093	Utility	MACRS 15	2023	050 Mid-States Division	Federal	093 1010 DIST Mains	V2006 FY	MACRS 15		1268231.79	-453036.71	-453036.71	0	0	0
050	093	Utility	MACRS 15	2023	050 Mid-States Division	Federal	093 1010 DIST Mains	V2006 FY	MACRS 15		0	0	0	0	0	0
050	093	Utility	MACRS 15	2023	050 Mid-States Division	Federal	093 1010 DIST Meas, Reg Sta	V2006 FY	MACRS 15		430031.67	407521.38	407521.38	0	0	0
050	093	Utility	MACRS 15	2023	050 Mid-States Division	Federal	093 1010 DIST Meas, Reg Sta	V2006 FY	MACRS 15		118619.16	101308.16	101308.16	0	0	0
050	093	Utility	MACRS 15	2023	050 Mid-States Division	Federal	093 1010 DIST Meas, Reg Sta (Ind)	V2006 FY	MACRS 15		31356.04	7497.04	7497.04	0	0	0
050	093	Utility	MACRS 15	2023	050 Mid-States Division	Federal	093 1010 DIST Meters & Regs	V2006 FY	MACRS 15		-63388.92	-176994.23	-176994.23	0	0	0
050	093	Utility	MACRS 15	2023	050 Mid-States Division	Federal	093 1010 DIST Meters & Regs	V2006 FY	MACRS 15		5499.64	-17803.49	-17803.49	0	0	0
050	093	Utility	MACRS 15	2023	050 Mid-States Division	Federal	093 1010 DIST Meters & Regs	V2006 FY	MACRS 15		71625.44	160060.35	160060.35	0	0	0
050	093	Utility	MACRS 15	2023	050 Mid-States Division	Federal	093 1010 DIST Services	V2006 FY	MACRS 15		5226792.99	5570105.88	5570105.88	0	0	0
050	093	Utility	MACRS 5	2023	050 Mid-States Division	Federal	093 1010 GENL Communication	V2006 FY	MACRS 5		0	3146.9	3146.9	0	0	0
050	093	Utility	AMT 5	2023	050 Mid-States Division	AMT	093 1010 GENL Communication	V2006 FY	AMT 5		0	3146.9	3146.9	0	0	0
050	093	Utility	MACRS 5	2023	050 Mid-States Division	Federal	093 1010 GENL Communication	V2006 FY	MACRS 5		0	0	0	0	0	0
050	093	Utility	AMT 5	2023	050 Mid-States Division	AMT	093 1010 GENL Communication	V2006 FY	AMT 5		0	0	0	0	0	0
050	093	Utility	MACRS 5	2023	050 Mid-States Division	Federal	093 1010 GENL Communication	V2006 FY	MACRS 5		57249.73	54537.73	54537.73	0	0	0

050	093	Utility	AMT 5	2023	050 Mid-States Division	AMT	093 1010 GENL Communication	V2006 FY	AMT 5		57249.73	54537.73	54537.73	0	0	0
050	093	Utility	MACRS 5	2023	050 Mid-States Division	Federal	093 1010 GENL Computers HW	V2006 FY	MACRS 5		0	0	0	0	0	0
050	093	Utility	AMT 5	2023	050 Mid-States Division	AMT	093 1010 GENL Computers HW	V2006 FY	AMT 5		0	0	0	0	0	0
050	093	Utility	MACRS 7	2023	050 Mid-States Division	Federal	093 1010 GENL Misc	V2006 FY	MACRS 7		0	16312.12	16312.12	0	0	0
050	093	Utility	AMT 7	2023	050 Mid-States Division	AMT	093 1010 GENL Misc	V2006 FY	AMT 7		0	16312.12	16312.12	0	0	0
050	093	Utility	MACRS 7	2023	050 Mid-States Division	Federal	093 1010 GENL Office 7	V2006 FY	MACRS 7		0	0	0	0	0	0
050	093	Utility	AMT 7	2023	050 Mid-States Division	AMT	093 1010 GENL Office 7	V2006 FY	AMT 7		0	0	0	0	0	0
050	093	Utility	MACRS 7	2023	050 Mid-States Division	Federal	093 1010 GENL Power Operated Equip	V2006 FY	MACRS 7		0	-218	-218	0	0	0
050	093	Utility	AMT 7	2023	050 Mid-States Division	AMT	093 1010 GENL Power Operated Equip	V2006 FY	AMT 7		0	-218	-218	0	0	0
050	093	Utility	MACRS 7	2023	050 Mid-States Division	Federal	093 1010 GENL Power Operated Equip	V2006 FY	MACRS 7		0	18193	18193	0	0	0
050	093	Utility	AMT 7	2023	050 Mid-States Division	AMT	093 1010 GENL Power Operated Equip	V2006 FY	AMT 7		0	18193	18193	0	0	0
050	093	Utility	MACRS 7	2023	050 Mid-States Division	Federal	093 1010 GENL Power Operated Equip	V2006 FY	MACRS 7		0	-0.01	-0.01	0	0	0
050	093	Utility	AMT 7	2023	050 Mid-States Division	AMT	093 1010 GENL Power Operated Equip	V2006 FY	AMT 7		0	0	0	0	0	0
050	093	Utility	MACRS 39	2023	050 Mid-States Division	Federal	093 1010 GENL Structures	V2006 FY	MACRS 39 MAY	37653	22377.74	16688.87	7006.97	427.9	0	0
050	093	Utility	MACRS 39	2023	050 Mid-States Division	Federal	093 1010 GENL Structures	V2006 FY	MACRS 39 JUL	37712	24135.29	18020.3	7488.87	462.04	0	0
050	093	Utility	MACRS 39	2023	050 Mid-States Division	Federal	093 1010 GENL Structures	V2006 FY	MACRS 39 AUG	37742	9160.64	8757.66	3620.84	224.55	0	0
050	093	Utility	MACRS 39	2023	050 Mid-States Division	Federal	093 1010 GENL Structures	V2006 FY	MACRS 39 SEP	37773	43166.69	41267.75	16973.87	1058.11	0	0
050	093	Utility	MACRS 39	2023	050 Mid-States Division	Federal	093 1010 GENL Structures	V2006 FY	MACRS 39 OCT	37803	-1682.06	3143.69	1366.84	80.6	0	0
050	093	Utility	MACRS 39	2023	050 Mid-States Division	Federal	093 1010 GENL Structures	V2006 FY	MACRS 39 DEC	37865	25705.25	19209.6	8270.53	492.53	0	0
050	093	Utility	MACRS 39	2023	050 Mid-States Division	Federal	093 1010 GENL Structures	V2006 FY	MACRS 39 JAN	37895	0	0.01	0	0	0	0
050	093	Utility	MACRS 39	2023	050 Mid-States Division	Federal	093 1010 GENL Structures	V2006 FY	MACRS 39 FEB	37926	15922.33	16595.85	7074.29	425.52	0	0
050	093	Utility	MACRS 7	2023	050 Mid-States Division	Federal	093 1010 GENL Tools	V2006 FY	MACRS 7		0	-1142	-1142	0	0	0
050	093	Utility	AMT 7	2023	050 Mid-States Division	AMT	093 1010 GENL Tools	V2006 FY	AMT 7		0	-1142	-1142	0	0	0
050	095	Utility	NONE	2023	050 Mid-States Division	Federal	095 1010 DIST Mains	V2006 FY	NONE		993.4	0	0	0	0	0
050	095	Utility	NONE	2023	050 Mid-States Division	State No E	095 1010 DIST Mains	V2006 FY	NONE		993.4	0	0	0	0	0
050	095	Utility	MACRS 15	2023	050 Mid-States Division	Federal	095 1010 DIST Meas, Reg Sta	V2006 FY	MACRS 15		0	0	0	0	0	0
050	095	Utility	MACRS 7	2023	050 Mid-States Division	Federal	095 1010 GENL Misc	V2006 FY	MACRS 7		-0.13	-0.12	-0.12	0	0	0
050	095	Utility	AMT 7	2023	050 Mid-States Division	AMT	095 1010 GENL Misc	V2006 FY	AMT 7		-0.13	-0.12	-0.12	0	0	0
050	095	Utility	MACRS 39	2023	050 Mid-States Division	Federal	095 1010 GENL Structures	V2006 FY	MACRS 39 NOV	37834	0	-0.01	0	0	0	0
050	095	Utility	MACRS 39	2023	050 Mid-States Division	Federal	095 1010 GENL Structures	V2006 FY	MACRS 39 DEC	37865	0	-48	-20.65	-1.23	0	0
050	095	Utility	MACRS 7	2023	050 Mid-States Division	Federal	095 1010 STOR Structures	V2006 FY	MACRS 7		323.35	295.9	295.9	0	0	0
050	095	Utility	AMT 7	2023	050 Mid-States Division	AMT	095 1010 STOR Structures	V2006 FY	AMT 7		323.35	295.9	295.9	0	0	0
050	096	Utility	MACRS 15	2023	050 Mid-States Division	Federal	096 1010 DIST Mains	V2006 FY	MACRS 15		1363019.77	497333.41	497333.41	0	0	0
050	096	Utility	MACRS 15	2023	050 Mid-States Division	Federal	096 1010 DIST Mains	V2006 FY	MACRS 15		534612.55	518754.02	518754.02	0	0	0
050	096	Utility	MACRS 15	2023	050 Mid-States Division	Federal	096 1010 DIST Mains	V2006 FY	MACRS 15		10606.45	6466.91	6466.91	0	0	0
050	096	Utility	MACRS 15	2023	050 Mid-States Division	Federal	096 1010 DIST Mains	V2006 FY	MACRS 15		5865.7	3576.42	3576.42	0	0	0
050	096	Utility	MACRS 15	2023	050 Mid-States Division	Federal	096 1010 DIST Mains	V2006 FY	MACRS 15		2914.42	1776.96	1776.96	0	0	0
050	096	Utility	MACRS 15	2023	050 Mid-States Division	Federal	096 1010 DIST Mains	V2006 FY	MACRS 15		2345.98	1430.38	1430.38	0	0	0
050	096	Utility	MACRS 15	2023	050 Mid-States Division	Federal	096 1010 DIST Mains	V2006 FY	MACRS 15		264.86	161.5	161.5	0	0	0
050	096	Utility	MACRS 15	2023	050 Mid-States Division	Federal	096 1010 DIST Mains	V2006 FY	MACRS 15		11476.82	6997.6	6997.6	0	0	0
050	096	Utility	MACRS 15	2023	050 Mid-States Division	Federal	096 1010 DIST Mains	V2006 FY	MACRS 15		29688.54	18101.58	18101.58	0	0	0
050	096	Utility	MACRS 15	2023	050 Mid-States Division	Federal	096 1010 DIST Mains	V2006 FY	MACRS 15		25395.01	15483.75	15483.75	0	0	0
050	096	Utility	MACRS 15	2023	050 Mid-States Division	Federal	096 1010 DIST Mains	V2006 FY	MACRS 15		14927.8	9101.72	9101.72	0	0	0
050	096	Utility	MACRS 15	2023	050 Mid-States Division	Federal	096 1010 DIST Mains	V2006 FY	MACRS 15		5548.95	3383.28	3383.28	0	0	0
050	096	Utility	MACRS 15	2023	050 Mid-States Division	Federal	096 1010 DIST Mains	V2006 FY	MACRS 15		4847.1	2955.35	2955.35	0	0	0
050	096	Utility	MACRS 15	2023	050 Mid-States Division	Federal	096 1010 DIST Mains	V2006 FY	MACRS 15		8757.59	5339.63	5339.63	0	0	0
050	096	Utility	MACRS 15	2023	050 Mid-States Division	Federal	096 1010 DIST Meas, Reg Sta	V2006 FY	MACRS 15		5407.66	14472.66	14472.66	0	0	0
050	096	Utility	MACRS 15	2023	050 Mid-States Division	Federal	096 1010 DIST Meas, Reg Sta	V2006 FY	MACRS 15		15556.24	-4005.76	-4005.76	0	0	0
050	096	Utility	MACRS 15	2023	050 Mid-States Division	Federal	096 1010 DIST Meas, Reg Sta (Ind)	V2006 FY	MACRS 15		20490.22	9907.22	9907.22	0	0	0
050	096	Utility	MACRS 15	2023	050 Mid-States Division	Federal	096 1010 DIST Meters & Regs	V2006 FY	MACRS 15		84352.83	36969.49	36969.49	0	0	0
050	096	Utility	MACRS 15	2023	050 Mid-States Division	Federal	096 1010 DIST Meters & Regs	V2006 FY	MACRS 15		14133.28	85831.6	85831.6	0	0	0
050	096	Utility	MACRS 15	2023	050 Mid-States Division	Federal	096 1010 DIST Meters & Regs	V2006 FY	MACRS 15		8591.38	4300.24	4300.24	0	0	0
050	096	Utility	MACRS 15	2023	050 Mid-States Division	Federal	096 1010 DIST Services	V2006 FY	MACRS 15		543566.13	555220.96	555220.96	0	0	0
050	096	Utility	MACRS 5	2023	050 Mid-States Division	Federal	096 1010 GENL Computers HW	V2006 FY	MACRS 5		0	0	0	0	0	0
050	096	Utility	AMT 5	2023	050 Mid-States Division	AMT	096 1010 GENL Computers HW	V2006 FY	AMT 5		0	0	0	0	0	0
050	096	Utility	MACRS 7	2023	050 Mid-States Division	Federal	096 1010 GENL Misc	V2006 FY	MACRS 7		0	0	0	0	0	0
050	096	Utility	AMT 7	2023	050 Mid-States Division	AMT	096 1010 GENL Misc	V2006 FY	AMT 7		0	0	0	0	0	0
050	096	Utility	MACRS 7	2023	050 Mid-States Division	Federal	096 1010 GENL Office 7	V2006 FY	MACRS 7		0	-334	-334	0	0	0
050	096	Utility	AMT 7	2023	050 Mid-States Division	AMT	096 1010 GENL Office 7	V2006 FY	AMT 7		0	-334	-334	0	0	0
050	096	Utility	MACRS 7	2023	050 Mid-States Division	Federal	096 1010 GENL Power Operated Equip	V2006 FY	MACRS 7		11475.19	10927.62	10927.62	0	0	0
050	096	Utility	AMT 7	2023	050 Mid-States Division	AMT	096 1010 GENL Power Operated Equip	V2006 FY	AMT 7		11475.19	10927.62	10927.62	0	0	0
050	096	Utility	MACRS 39	2023	050 Mid-States Division	Federal	096 1010 GENL Structures	V2006 FY	MACRS 39 APR	37987	0	-35112	-14816.89	-900.27	0	0
050	096	Utility	MACRS 39	2023	050 Mid-States Division	Federal	096 1010 GENL Structures	V2006 FY	MACRS 39 OCT	37803	0	-140164	-60944.63	-3593.8	0	0
050	096	Utility	MACRS 39	2023	050 Mid-States Division	Federal	096 1010 GENL Structures	V2006 FY	MACRS 39 DEC	37865	0	1	0.5	0.03	0	0
050	096	Utility	MACRS 7	2023	050 Mid-States Division	Federal	096 1010 GENL Tools	V2006 FY	MACRS 7		0	143	143	0	0	0
050	096	Utility	AMT 7	2023	050 Mid-States Division	AMT	096 1010 GENL Tools	V2006 FY	AMT 7		0	143	143	0	0	0
050	097	Utility	NONE	2023	050 Mid-States Division	Federal	097 1010 DIST Mains	V2006 FY	NONE		1198.42	0	0	0	0	0
050	097	Utility	NONE	2023	050 Mid-States Division	State No E	097 1010 DIST Mains	V2006 FY	NONE		1198.42	0	0	0	0	0
050	009	Utility	NONE	2023	050 Mid-States Division	Federal	009 1010 DIST Land, Land Rights	V2007 FY	NONE		-41675	-41675	0	0	0	0
050	009	Utility	MACRS 15	2023	050 Mid-States Division	Federal	009 1010 DIST Mains	V2007 FY	MACRS 15		195183.8	129097.8	129097.8	0	0	0
050	009	Utility	MACRS 15	2023	050 Mid-States Division	Federal	009 1010 DIST Mains	V2007 FY	MACRS 15		0	0	0	0	0	0
050	009	Utility	MACRS 15	2023	050 Mid-States Division	Federal	009 1010 DIST Mains	V2007 FY	MACRS 15		0	0	0	0	0	0
050	009	Utility	MACRS 15	2023	050 Mid-States Division	Federal	009 1010 DIST Mains	V2007 FY	MACRS 15		0	0	0	0	0	0
050	009	Utility	MACRS 15	2023	050 Mid-States Division	Federal	009 1010 DIST Mains	V2007 FY	MACRS 15		0	0	0	0	0	0
050	009	Utility	MACRS 15	2023	050 Mid-States Division	Federal	009 1010 DIST Mains	V2007 FY	MACRS 15		0	0	0	0	0	0
050	009	Utility	MACRS 15	2023	050 Mid-States Division	Federal	009 1010 DIST Mains	V2007 FY	MACRS 15		91520.2	4942.69	4942.69	0	0	0
050	009	Utility	MACRS 15	2023	050 Mid-States Division	Federal	009 1010 DIST Mains	V2007 FY	MACRS 15		0	0	0	0	0	0
050	009	Utility	MACRS 15	2023	050 Mid-States Division	Federal	009 1010 DIST Mains	V2007 FY	MACRS 15		0	5329.7	5329.7	0	0	0
050	009	Utility	MACRS 15	2023	050 Mid-States Division	Federal	009 1010 DIST Mains	V2007 FY	MACRS 15		0	0	0	0	0	0
050	009	Utility	MACRS 15	2023	050 Mid-States Division	Federal	009 1010 DIST Mains	V2007 FY	MACRS 15		0	6132	6132	0	0	0
050	009	Utility	MACRS 15	2023	050 Mid-States Division	Federal	009 1010 DIST Mains	V2007 FY	MACRS 15		0	0	0	0	0	0
050	009	Utility	MACRS 15	2023	050 Mid-States Division	Federal	009 1010 DIST Mains	V2007 FY	MACRS 15		0	0	0	0	0	0
050	009	Utility	MACRS 15	2023	050 Mid-States Division	Federal	009 1010 DIST Mains	V2007 FY	MACRS 15		29832.7	-1661185.07	-1661185.07	0	0	0
050	009	Utility	MACRS 15	2023	050 Mid-States Division	Federal	009 1010 DIST Mains	V2007 FY	MACRS 15		77893.09	309945.74	309945.74	0	0	0
050	009	Utility	MACRS 15	2023	050 Mid-States Division	Federal	009 1010 DIST Mains	V2007 FY	MACRS 15		0	0	0	0	0	0
050	009	Utility	MACRS 15	2023	050 Mid-States Division	Federal	009 1010 DIST Mains	V2007 FY	MACRS 15		0	0	0	0	0	0
050	009	Utility	MACRS 15	2023	050 Mid-States Division	Federal	009 1010 DIST Mains	V2007 FY	MACRS 15		1539137.41	1881447.16	1881447.16	0	0	0
050	009	Utility	MACRS 15	2023	050 Mid-States Division	Federal	009 1010 DIST Mains	V2007 FY	MACRS 15		204151.13	416404.33	416404.33	0	0	0
050	009	Utility	MACRS 15	2023	050 Mid-States Division	Federal	009 1010 DIST Mains	V2007 FY	MACRS 15		506979.36	-284788.4	-284788.4	0	0	0
050	009	Utility	MACRS 15	2023	050 Mid-States Division	Federal	009 1010 DIST Mains	V2007 FY	MACRS 15		13017.58	15852.04	15852.04	0	0	0
050	009	Utility	MACRS 15	2023	050 Mid-States Division	Federal	009 1010 DIST Meas, Reg Sta	V2007 FY	MACRS 15		-51591	-184294.65	-184294.65	0	0	0
050	009	Utility	MACRS 15	2023	050 Mid-States Division	Federal	009 1010 DIST Meas, Reg Sta	V2007 FY	MACRS 15		0	0	0	0	0	0

050	009	Utility	MACRS 15	2023 050 Mid-States Division	Federal	009 1010 DIST Meas, Reg Sta	V2007 FY	MACRS 15		0	0	0	0	0	0
050	009	Utility	MACRS 15	2023 050 Mid-States Division	Federal	009 1010 DIST Meas, Reg Sta	V2007 FY	MACRS 15		0	0	0	0	0	0
050	009	Utility	MACRS 15	2023 050 Mid-States Division	Federal	009 1010 DIST Meas, Reg Sta	V2007 FY	MACRS 15		0	0	0	0	0	0
050	009	Utility	MACRS 15	2023 050 Mid-States Division	Federal	009 1010 DIST Meas, Reg Sta	V2007 FY	MACRS 15		41582.94	55387.33	55387.33	0	0	0
050	009	Utility	MACRS 15	2023 050 Mid-States Division	Federal	009 1010 DIST Meas, Reg Sta	V2007 FY	MACRS 15		0	0	0	0	0	0
050	009	Utility	MACRS 15	2023 050 Mid-States Division	Federal	009 1010 DIST Meas, Reg Sta	V2007 FY	MACRS 15		71874.32	249779.02	249779.02	0	0	0
050	009	Utility	MACRS 15	2023 050 Mid-States Division	Federal	009 1010 DIST Meas, Reg Sta	V2007 FY	MACRS 15		24520.37	34233.12	34233.12	0	0	0
050	009	Utility	MACRS 15	2023 050 Mid-States Division	Federal	009 1010 DIST Meas, Reg Sta	V2007 FY	MACRS 15		0	0	0	0	0	0
050	009	Utility	MACRS 15	2023 050 Mid-States Division	Federal	009 1010 DIST Meas, Reg Sta (Ind)	V2007 FY	MACRS 15		5481.38	-1292.16	-1292.16	0	0	0
050	009	Utility	MACRS 15	2023 050 Mid-States Division	Federal	009 1010 DIST Meas, Reg Sta (Ind)	V2007 FY	MACRS 15		50583.64	49231.92	49231.92	0	0	0
050	009	Utility	MACRS 15	2023 050 Mid-States Division	Federal	009 1010 DIST Meters & Regs	V2007 FY	MACRS 15		0	0	0	0	0	0
050	009	Utility	MACRS 15	2023 050 Mid-States Division	Federal	009 1010 DIST Meters & Regs	V2007 FY	MACRS 15		0	0	0	0	0	0
050	009	Utility	MACRS 15	2023 050 Mid-States Division	Federal	009 1010 DIST Meters & Regs	V2007 FY	MACRS 15		0	6976.86	6976.86	0	0	0
050	009	Utility	MACRS 15	2023 050 Mid-States Division	Federal	009 1010 DIST Meters & Regs	V2007 FY	MACRS 15		0	0	0	0	0	0
050	009	Utility	MACRS 15	2023 050 Mid-States Division	Federal	009 1010 DIST Meters & Regs	V2007 FY	MACRS 15		0	0	0	0	0	0
050	009	Utility	MACRS 15	2023 050 Mid-States Division	Federal	009 1010 DIST Meters & Regs	V2007 FY	MACRS 15		32860.79	40817.91	40817.91	0	0	0
050	009	Utility	MACRS 15	2023 050 Mid-States Division	Federal	009 1010 DIST Meters & Regs	V2007 FY	MACRS 15		9242.19	-28928.27	-28928.27	0	0	0
050	009	Utility	MACRS 15	2023 050 Mid-States Division	Federal	009 1010 DIST Meters & Regs	V2007 FY	MACRS 15		0	0	0	0	0	0
050	009	Utility	MACRS 15	2023 050 Mid-States Division	Federal	009 1010 DIST Meters & Regs	V2007 FY	MACRS 15		0	0	0	0	0	0
050	009	Utility	MACRS 15	2023 050 Mid-States Division	Federal	009 1010 DIST Meters & Regs	V2007 FY	MACRS 15		0	0	0	0	0	0
050	009	Utility	MACRS 15	2023 050 Mid-States Division	Federal	009 1010 DIST Meters & Regs	V2007 FY	MACRS 15		0	0	0	0	0	0
050	009	Utility	MACRS 15	2023 050 Mid-States Division	Federal	009 1010 DIST Meters & Regs	V2007 FY	MACRS 15		0	0	0	0	0	0
050	009	Utility	MACRS 15	2023 050 Mid-States Division	Federal	009 1010 DIST Meters & Regs	V2007 FY	MACRS 15		0	0	0	0	0	0
050	009	Utility	MACRS 15	2023 050 Mid-States Division	Federal	009 1010 DIST Meters & Regs	V2007 FY	MACRS 15		405410.23	481577.9	481577.9	0	0	0
050	009	Utility	MACRS 15	2023 050 Mid-States Division	Federal	009 1010 DIST Meters & Regs	V2007 FY	MACRS 15		3060666.54	2592637.55	2592637.55	0	0	0
050	009	Utility	MACRS 15	2023 050 Mid-States Division	Federal	009 1010 DIST Meters & Regs	V2007 FY	MACRS 15		11385.72	13547.18	13547.18	0	0	0
050	009	Utility	MACRS 15	2023 050 Mid-States Division	Federal	009 1010 DIST Meters & Regs	V2007 FY	MACRS 15		17649.39	-198215.39	-198215.39	0	0	0
050	009	Utility	MACRS 15	2023 050 Mid-States Division	Federal	009 1010 DIST Services	V2007 FY	MACRS 15		0	0	0	0	0	0
050	009	Utility	MACRS 15	2023 050 Mid-States Division	Federal	009 1010 DIST Services	V2007 FY	MACRS 15		0	0	0	0	0	0
050	009	Utility	MACRS 15	2023 050 Mid-States Division	Federal	009 1010 DIST Services	V2007 FY	MACRS 15		0	0	0	0	0	0
050	009	Utility	MACRS 15	2023 050 Mid-States Division	Federal	009 1010 DIST Services	V2007 FY	MACRS 15		0	0	0	0	0	0
050	009	Utility	MACRS 15	2023 050 Mid-States Division	Federal	009 1010 DIST Services	V2007 FY	MACRS 15		0	0	0	0	0	0
050	009	Utility	MACRS 15	2023 050 Mid-States Division	Federal	009 1010 DIST Services	V2007 FY	MACRS 15		2251987.55	3292365.46	3292365.46	0	0	0
050	009	Utility	MACRS 15	2023 050 Mid-States Division	Federal	009 1010 DIST Services	V2007 FY	MACRS 15		5788.25	-249400.51	-249400.51	0	0	0
050	009	Utility	MACRS 15	2023 050 Mid-States Division	Federal	009 1010 DIST Structures	V2007 FY	MACRS 15	38565	0	7	7	0	0	0
050	009	Utility	MACRS 15	2023 050 Mid-States Division	Federal	009 1010 DIST Structures	V2007 FY	MACRS 15	37926	0	3	3	0	0	0
050	009	Utility	MACRS 5	2023 050 Mid-States Division	Federal	009 1010 GENL Communication	V2007 FY	MACRS 5		0	0	0	0	0	0
050	009	Utility	AMT 5	2023 050 Mid-States Division	AMT	009 1010 GENL Communication	V2007 FY	AMT 5		0	0	0	0	0	0
050	009	Utility	MACRS 5	2023 050 Mid-States Division	Federal	009 1010 GENL Communication	V2007 FY	MACRS 5		0	-0.01	-0.01	0	0	0
050	009	Utility	AMT 5	2023 050 Mid-States Division	AMT	009 1010 GENL Communication	V2007 FY	AMT 5		0	0	0	0	0	0
050	009	Utility	MACRS 5	2023 050 Mid-States Division	Federal	009 1010 GENL Computers HW	V2007 FY	MACRS 5		0	0	0	0	0	0
050	009	Utility	AMT 5	2023 050 Mid-States Division	AMT	009 1010 GENL Computers HW	V2007 FY	AMT 5		0	0	0	0	0	0
050	009	Utility	MACRS 5	2023 050 Mid-States Division	Federal	009 1010 GENL Computers HW	V2007 FY	MACRS 5		0	0	0	0	0	0
050	009	Utility	AMT 5	2023 050 Mid-States Division	AMT	009 1010 GENL Computers HW	V2007 FY	AMT 5		0	0	0	0	0	0
050	009	Utility	MACRS 5	2023 050 Mid-States Division	Federal	009 1010 GENL Computers HW	V2007 FY	MACRS 5		0	-59327	-59327	0	0	0
050	009	Utility	AMT 5	2023 050 Mid-States Division	AMT	009 1010 GENL Computers HW	V2007 FY	AMT 5		0	-59327	-59327	0	0	0
050	009	Utility	NONE	2023 050 Mid-States Division	Federal	009 1010 GENL Land	V2007 FY	NONE		0	162	0	0	0	0
050	009	Utility	NONE	2023 050 Mid-States Division	Federal	009 1010 GENL Land	V2007 FY	NONE		18682.45	18682.45	0	0	0	0
050	009	Utility	MACRS 7	2023 050 Mid-States Division	Federal	009 1010 GENL Misc	V2007 FY	MACRS 7		0	-62.9	-62.9	0	0	0
050	009	Utility	AMT 7	2023 050 Mid-States Division	AMT	009 1010 GENL Misc	V2007 FY	AMT 7		0	-62.89	-62.89	0	0	0
050	009	Utility	MACRS 7	2023 050 Mid-States Division	Federal	009 1010 GENL Misc	V2007 FY	MACRS 7		0	0	0	0	0	0
050	009	Utility	AMT 7	2023 050 Mid-States Division	AMT	009 1010 GENL Misc	V2007 FY	AMT 7		0	0	0	0	0	0
050	009	Utility	MACRS 7	2023 050 Mid-States Division	Federal	009 1010 GENL Misc	V2007 FY	MACRS 7		0	8481.57	8481.57	0	0	0
050	009	Utility	AMT 7	2023 050 Mid-States Division	AMT	009 1010 GENL Misc	V2007 FY	AMT 7		0	8481.57	8481.57	0	0	0
050	009	Utility	MACRS 7	2023 050 Mid-States Division	Federal	009 1010 GENL Misc	V2007 FY	MACRS 7		0	0	0	0	0	0
050	009	Utility	AMT 7	2023 050 Mid-States Division	AMT	009 1010 GENL Misc	V2007 FY	AMT 7		0	0	0	0	0	0
050	009	Utility	MACRS 7	2023 050 Mid-States Division	Federal	009 1010 GENL Office 7	V2007 FY	MACRS 7		8257.55	7762.37	7762.37	0	0	0
050	009	Utility	AMT 7	2023 050 Mid-States Division	AMT	009 1010 GENL Office 7	V2007 FY	AMT 7		8257.55	7762.37	7762.37	0	0	0
050	009	Utility	MACRS 7	2023 050 Mid-States Division	Federal	009 1010 GENL Office 7	V2007 FY	MACRS 7		3483.46	3483.46	3483.46	0	0	0
050	009	Utility	AMT 7	2023 050 Mid-States Division	AMT	009 1010 GENL Office 7	V2007 FY	AMT 7		3483.46	3483.46	3483.46	0	0	0
050	009	Utility	MACRS 39	2023 050 Mid-States Division	Federal	009 1010 GENL Structures	V2007 FY	MACRS 39 APR	37987	0	0	0	0	0	0
050	009	Utility	MACRS 39	2023 050 Mid-States Division	Federal	009 1010 GENL Structures	V2007 FY	MACRS 39 MAY	38018	0	0	0	0	0	0
050	009	Utility	MACRS 39	2023 050 Mid-States Division	Federal	009 1010 GENL Structures	V2007 FY	MACRS 39 MAY	38018	49710.42	6879.46	2712.04	176.39	0	0
050	009	Utility	MACRS 39	2023 050 Mid-States Division	Federal	009 1010 GENL Structures	V2007 FY	MACRS 39 JUN	38047	0	0	0	0	0	0
050	009	Utility	MACRS 39	2023 050 Mid-States Division	Federal	009 1010 GENL Structures	V2007 FY	MACRS 39 OCT	37803	0	0.01	0	0	0	0
050	009	Utility	MACRS 39	2023 050 Mid-States Division	Federal	009 1010 GENL Structures	V2007 FY	MACRS 39 NOV	37834	42560.25	5889.95	2397.47	151.02	0	0
050	009	Utility	MACRS 39	2023 050 Mid-States Division	Federal	009 1010 GENL Structures	V2007 FY	MACRS 39 JAN	38261	63042.07	63042.07	25390.83	1616.4	0	0
050	009	Utility	MACRS 7	2023 050 Mid-States Division	Federal	009 1010 GENL Structures 7	V2007 FY	MACRS 7		-2357.2	-2193.2	-2193.2	0	0	0
050	009	Utility	AMT 7	2023 050 Mid-States Division	AMT	009 1010 GENL Structures 7	V2007 FY	AMT 7		-2357.2	-2193.2	-2193.2	0	0	0
050	009	Utility	MACRS 7	2023 050 Mid-States Division	Federal	009 1010 GENL Tools	V2007 FY	MACRS 7		0	0	0	0	0	0
050	009	Utility	AMT 7	2023 050 Mid-States Division	AMT	009 1010 GENL Tools	V2007 FY	AMT 7		0	0	0	0	0	0
050	009	Utility	MACRS 7	2023 050 Mid-States Division	Federal	009 1010 GENL Tools	V2007 FY	MACRS 7		0	0	0	0	0	0
050	009	Utility	AMT 7	2023 050 Mid-States Division	AMT	009 1010 GENL Tools	V2007 FY	AMT 7		0	0	0	0	0	0
050	009	Utility	MACRS 7	2023 050 Mid-States Division	Federal	009 1010 GENL Tools	V2007 FY	MACRS 7		0	0	0	0	0	0
050	009	Utility	AMT 7	2023 050 Mid-States Division	AMT	009 1010 GENL Tools	V2007 FY	AMT 7		0	0	0	0	0	0
050	009	Utility	MACRS 7	2023 050 Mid-States Division	Federal	009 1010 GENL Tools	V2007 FY	MACRS 7		0	6036.95	6036.95	0	0	0
050	009	Utility	AMT 7	2023 050 Mid-States Division	AMT	009 1010 GENL Tools	V2007 FY	AMT 7		0	6036.95	6036.95	0	0	0
050	009	Utility	MACRS 7	2023 050 Mid-States Division	Federal	009 1010 GENL Tools	V2007 FY	MACRS 7		0	0	0	0	0	0
050	009	Utility	AMT 7	2023 050 Mid-States Division	AMT	009 1010 GENL Tools	V2007 FY	AMT 7		0	0	0	0	0	0
050	009	Utility	MACRS 7	2023 050 Mid-States Division	Federal	009 1010 GENL Tools	V2007 FY	MACRS 7		0	98.09	98.09	0	0	0
050	009	Utility	AMT 7	2023 050 Mid-States Division	AMT	009 1010 GENL Tools	V2007 FY	AMT 7		0	98.11	98.11	0	0	0
050	009	Utility	MACRS 5	2023 050 Mid-States Division	Federal	009 1010 GENL Transportation	V2007 FY	MACRS 5		0	0	0	0	0	0
050	009	Utility	AMT 5	2023 050 Mid-States Division	AMT	009 1010 GENL Transportation	V2007 FY	AMT 5		0	0	0	0	0	0
050	009	Utility	MACRS 5	2023 050 Mid-States Division	Federal	009 1010 GENL Transportation	V2007 FY	MACRS 5		0	0	0	0	0	0
050	009	Utility	AMT 5	2023 050 Mid-States Division	AMT	009 1010 GENL Transportation	V2007 FY	AMT 5		0	0	0	0	0	0
050	009	Utility	MACRS 7	2023 050 Mid-States Division	Federal	009 1010 STOR Equipment	V2007 FY	MACRS 7		53602.79	87457.35	87457.35	0	0	0
050	009	Utility	AMT 7	2023 050 Mid-States Division	AMT	009 1010 STOR Equipment	V2007 FY	AMT 7		53602.79	87457.35	87457.35	0	0	0
050	009	Utility	MACRS 15	2023 050 Mid-States Division	Federal	009 1010 TRAN Equipment	V2007 FY	MACRS 15		0	-39918	-39918	0	0	0
050	009	Utility	NONE	2023 050 Mid-States Division	Federal	009 1010 TRAN Land, Land Rights	V2007 FY	NONE		-108108	-108108	0	0	0	0
050	009	Utility	NONE	2023 050 Mid-States Division	Federal	009 1010 TRAN Land, Land Rights	V2007 FY	NONE		2391.51	2632.33	0	0	0	0

050	009	Utility	MACRS 15	2023	050 Mid-States Division	Federal	009 1010 TRAN Mains	V2007 FY	MACRS 15		0	-56837	-56837	0	0	0
050	009	Utility	MACRS 15	2023	050 Mid-States Division	Federal	009 1010 TRAN Mains	V2007 FY	MACRS 15		2593288.9	2721180.12	2721180.12	0	0	0
050	009	Utility	MACRS 7	2023	050 Mid-States Division	Federal	009 1010 TRAN Meas, Reg Sta Equip	V2007 FY	MACRS 7		5595.62	15595.62	15595.62	0	0	0
050	009	Utility	AMT 7	2023	050 Mid-States Division	AMT	009 1010 TRAN Meas, Reg Sta Equip	V2007 FY	AMT 7		5595.62	15595.62	15595.62	0	0	0
050	009	Utility	MACRS 7	2023	050 Mid-States Division	State No E	009 1010 TRAN Meas, Reg Sta Equip	V2007 FY	MACRS 7		5595.62	15595.62	15595.62	0	0	0
050	009	Utility	MACRS 15	2023	050 Mid-States Division	Federal	009 1010 TRAN Meas, Reg Sta Equip	V2007 FY	MACRS 15		0	0	0	0	0	0
050	089	Utility	MACRS 39	2023	050 Mid-States Division	Federal	089 1010 GENL Structures	V2007 FY	MACRS 39 MAR	38322	0	-0.01	0	0	0	0
050	091	Utility	MACRS 5	2023	050 Mid-States Division	Federal	091 1010 GENL Computers HW	V2007 FY	MACRS 5		0	0	0	0	0	0
050	091	Utility	AMT 5	2023	050 Mid-States Division	AMT	091 1010 GENL Computers HW	V2007 FY	AMT 5		0	0	0	0	0	0
050	091	Utility	MACRS 5	2023	050 Mid-States Division	Federal	091 1010 GENL Computers HW	V2007 FY	MACRS 5		0	23	23	0	0	0
050	091	Utility	AMT 5	2023	050 Mid-States Division	AMT	091 1010 GENL Computers HW	V2007 FY	AMT 5		0	23	23	0	0	0
050	091	Utility	SL 3	2023	050 Mid-States Division	Federal	091 1010 GENL Computers SW	V2007 FY	SL 3		-37.87	-32.89	-32.89	0	0	0
050	091	Utility	SL 3	2023	050 Mid-States Division	Federal	091 1010 GENL Computers SW	V2007 FY	SL 3		-821.71	-713.69	-713.69	0	0	0
050	091	Utility	MACRS 7	2023	050 Mid-States Division	Federal	091 1010 GENL Misc	V2007 FY	MACRS 7		0	0	0	0	0	0
050	091	Utility	AMT 7	2023	050 Mid-States Division	AMT	091 1010 GENL Misc	V2007 FY	AMT 7		0	0	0	0	0	0
050	091	Utility	MACRS 7	2023	050 Mid-States Division	Federal	091 1010 GENL Office 7	V2007 FY	MACRS 7		0	0.62	0.62	0	0	0
050	091	Utility	AMT 7	2023	050 Mid-States Division	AMT	091 1010 GENL Office 7	V2007 FY	AMT 7		0	0.62	0.62	0	0	0
050	091	Utility	MACRS 39	2023	050 Mid-States Division	Federal	091 1010 GENL Structures	V2007 FY	MACRS 39 MAR	38322	0	269757	107495.47	6916.57	0	0
050	091	Utility	MACRS 7	2023	050 Mid-States Division	Federal	091 1010 GENL Tools	V2007 FY	MACRS 7		0	0	0	0	0	0
050	091	Utility	AMT 7	2023	050 Mid-States Division	AMT	091 1010 GENL Tools	V2007 FY	AMT 7		0	0	0	0	0	0
050	091	Utility	NONE	2023	050 Mid-States Division	Federal	091 1010 NONU NonUtility	V2007 FY	NONE		0	0	0	0	0	0
050	093	Utility	NONE	2023	050 Mid-States Division	Federal	093 1010 DIST Land, Land Rights	V2007 FY	NONE		26189.34	26189.34	0	0	0	0
050	093	Utility	NONE	2023	050 Mid-States Division	Federal	093 1010 DIST Land, Land Rights	V2007 FY	NONE		43274.28	89385.28	0	0	0	0
050	093	Utility	MACRS 15	2023	050 Mid-States Division	Federal	093 1010 DIST Mains	V2007 FY	MACRS 15		91189.6	67407.76	67407.76	0	0	0
050	093	Utility	MACRS 15	2023	050 Mid-States Division	Federal	093 1010 DIST Mains	V2007 FY	MACRS 15		73526.44	54351.06	54351.06	0	0	0
050	093	Utility	MACRS 15	2023	050 Mid-States Division	Federal	093 1010 DIST Mains	V2007 FY	MACRS 15		13776.96	10183.98	10183.98	0	0	0
050	093	Utility	MACRS 15	2023	050 Mid-States Division	Federal	093 1010 DIST Mains	V2007 FY	MACRS 15		9159.61	6770.82	6770.82	0	0	0
050	093	Utility	MACRS 15	2023	050 Mid-States Division	Federal	093 1010 DIST Mains	V2007 FY	MACRS 15		8830.6	6527.6	6527.6	0	0	0
050	093	Utility	MACRS 15	2023	050 Mid-States Division	Federal	093 1010 DIST Mains	V2007 FY	MACRS 15		2184.82	216420.01	216420.01	0	0	0
050	093	Utility	MACRS 15	2023	050 Mid-States Division	Federal	093 1010 DIST Mains	V2007 FY	MACRS 15		270.58	26799.78	26799.78	0	0	0
050	093	Utility	MACRS 15	2023	050 Mid-States Division	Federal	093 1010 DIST Mains	V2007 FY	MACRS 15		24359.11	2412941.19	2412941.19	0	0	0
050	093	Utility	MACRS 15	2023	050 Mid-States Division	Federal	093 1010 DIST Mains	V2007 FY	MACRS 15		939.87	93099.72	93099.72	0	0	0
050	093	Utility	MACRS 15	2023	050 Mid-States Division	Federal	093 1010 DIST Mains	V2007 FY	MACRS 15		9762.88	967081.39	967081.39	0	0	0
050	093	Utility	MACRS 15	2023	050 Mid-States Division	Federal	093 1010 DIST Mains	V2007 FY	MACRS 15		0	-246834	-246834	0	0	0
050	093	Utility	MACRS 15	2023	050 Mid-States Division	Federal	093 1010 DIST Mains	V2007 FY	MACRS 15		5368129.72	4109335.32	4109335.32	0	0	0
050	093	Utility	MACRS 15	2023	050 Mid-States Division	Federal	093 1010 DIST Mains	V2007 FY	MACRS 15		2978431.33	2213635.13	2213635.13	0	0	0
050	093	Utility	MACRS 15	2023	050 Mid-States Division	Federal	093 1010 DIST Mains	V2007 FY	MACRS 15		1908.99	189096.82	189096.82	0	0	0
050	093	Utility	MACRS 15	2023	050 Mid-States Division	Federal	093 1010 DIST Meas, Reg Sta	V2007 FY	MACRS 15		61699.05	58164.05	58164.05	0	0	0
050	093	Utility	MACRS 15	2023	050 Mid-States Division	Federal	093 1010 DIST Meas, Reg Sta	V2007 FY	MACRS 15		149768.96	-1791.57	-1791.57	0	0	0
050	093	Utility	MACRS 15	2023	050 Mid-States Division	Federal	093 1010 DIST Meas, Reg Sta	V2007 FY	MACRS 15		0	32	32	0	0	0
050	093	Utility	MACRS 15	2023	050 Mid-States Division	Federal	093 1010 DIST Meters & Regs	V2007 FY	MACRS 15		1359636.97	1308987.19	1308987.19	0	0	0
050	093	Utility	MACRS 15	2023	050 Mid-States Division	Federal	093 1010 DIST Meters & Regs	V2007 FY	MACRS 15		40804.8	73291.7	73291.7	0	0	0
050	093	Utility	MACRS 15	2023	050 Mid-States Division	Federal	093 1010 DIST Meters & Regs	V2007 FY	MACRS 15		206749.56	408679.47	408679.47	0	0	0
050	093	Utility	MACRS 15	2023	050 Mid-States Division	Federal	093 1010 DIST Services	V2007 FY	MACRS 15		5153651.57	4692207.53	4692207.53	0	0	0
050	093	Utility	MACRS 5	2023	050 Mid-States Division	Federal	093 1010 GENL Communication	V2007 FY	MACRS 5		-2642	-2365	-2365	0	0	0
050	093	Utility	AMT 5	2023	050 Mid-States Division	AMT	093 1010 GENL Communication	V2007 FY	AMT 5		-2642	-2365	-2365	0	0	0
050	093	Utility	MACRS 7	2023	050 Mid-States Division	Federal	093 1010 GENL Misc	V2007 FY	MACRS 7		0	30137.69	30137.69	0	0	0
050	093	Utility	AMT 7	2023	050 Mid-States Division	AMT	093 1010 GENL Misc	V2007 FY	AMT 7		0	30137.7	30137.7	0	0	0
050	093	Utility	MACRS 7	2023	050 Mid-States Division	Federal	093 1010 GENL Office 7	V2007 FY	MACRS 7		-184.6	-221.6	-221.6	0	0	0
050	093	Utility	AMT 7	2023	050 Mid-States Division	AMT	093 1010 GENL Office 7	V2007 FY	AMT 7		-184.6	-221.6	-221.6	0	0	0
050	093	Utility	MACRS 7	2023	050 Mid-States Division	Federal	093 1010 GENL Power Operated Equip	V2007 FY	MACRS 7		0	0	0	0	0	0
050	093	Utility	AMT 7	2023	050 Mid-States Division	AMT	093 1010 GENL Power Operated Equip	V2007 FY	AMT 7		0	0	0	0	0	0
050	093	Utility	MACRS 7	2023	050 Mid-States Division	Federal	093 1010 GENL Power Operated Equip	V2007 FY	MACRS 7		0	0	0	0	0	0
050	093	Utility	AMT 7	2023	050 Mid-States Division	AMT	093 1010 GENL Power Operated Equip	V2007 FY	AMT 7		0	0	0	0	0	0
050	093	Utility	MACRS 7	2023	050 Mid-States Division	Federal	093 1010 GENL Power Operated Equip	V2007 FY	MACRS 7		0	0	0	0	0	0
050	093	Utility	AMT 7	2023	050 Mid-States Division	AMT	093 1010 GENL Power Operated Equip	V2007 FY	AMT 7		0	0	0	0	0	0
050	093	Utility	MACRS 39	2023	050 Mid-States Division	Federal	093 1010 GENL Structures	V2007 FY	MACRS 39 JAN	37622	-722.88	1060.26	427.1	27.19	0	0
050	093	Utility	MACRS 39	2023	050 Mid-States Division	Federal	093 1010 GENL Structures	V2007 FY	MACRS 39 MAY	37653	19.95	-33.91	-13.38	-0.87	0	0
050	093	Utility	MACRS 39	2023	050 Mid-States Division	Federal	093 1010 GENL Structures	V2007 FY	MACRS 39 JAN	37681	-69.92	102.55	41.31	2.63	0	0
050	093	Utility	MACRS 39	2023	050 Mid-States Division	Federal	093 1010 GENL Structures	V2007 FY	MACRS 39 AUG	37742	7298.06	-12402.52	-4809.81	-318	0	0
050	093	Utility	MACRS 39	2023	050 Mid-States Division	Federal	093 1010 GENL Structures	V2007 FY	MACRS 39 NOV	37834	0	0.02	0	0	0	0
050	093	Utility	MACRS 39	2023	050 Mid-States Division	Federal	093 1010 GENL Structures	V2007 FY	MACRS 39 DEC	37865	38664.06	-65706.76	-26604.65	-1684.72	0	0
050	093	Utility	MACRS 39	2023	050 Mid-States Division	Federal	093 1010 GENL Structures	V2007 FY	MACRS 39 JAN	37956	3443.68	-5852.28	-2357.03	-150.05	0	0
050	093	Utility	MACRS 7	2023	050 Mid-States Division	Federal	093 1010 GENL Tools	V2007 FY	MACRS 7		0	4665.06	4665.06	0	0	0
050	093	Utility	AMT 7	2023	050 Mid-States Division	AMT	093 1010 GENL Tools	V2007 FY	AMT 7		0	4665.07	4665.07	0	0	0
050	093	Non-Utility	NONE	2023	050 Mid-States Division	Federal	093 1210 GENL Land	V2007 FY	NONE		13000.07	13000.07	0	0	0	0
050	095	Utility	MACRS 15	2023	050 Mid-States Division	Federal	095 1010 DIST Mains	V2007 FY	MACRS 15		0	0	0	0	0	0
050	095	Utility	MACRS 39	2023	050 Mid-States Division	Federal	095 1010 GENL Structures	V2007 FY	MACRS 39 FEB		0	-0.01	0	0	0	0
050	096	Utility	MACRS 15	2023	050 Mid-States Division	Federal	096 1010 DIST Mains	V2007 FY	MACRS 15		12403.58	102124.21	102124.21	0	0	0
050	096	Utility	MACRS 15	2023	050 Mid-States Division	Federal	096 1010 DIST Mains	V2007 FY	MACRS 15		34130.56	25166.06	25166.06	0	0	0
050	096	Utility	MACRS 15	2023	050 Mid-States Division	Federal	096 1010 DIST Mains	V2007 FY	MACRS 15		79741.33	58797.02	58797.02	0	0	0
050	096	Utility	MACRS 15	2023	050 Mid-States Division	Federal	096 1010 DIST Mains	V2007 FY	MACRS 15		39789.26	29338.49	29338.49	0	0	0
050	096	Utility	MACRS 15	2023	050 Mid-States Division	Federal	096 1010 DIST Mains	V2007 FY	MACRS 15		11873.18	97757.04	97757.04	0	0	0
050	096	Utility	MACRS 15	2023	050 Mid-States Division	Federal	096 1010 DIST Mains	V2007 FY	MACRS 15		0	-37008	-37008	0	0	0
050	096	Utility	MACRS 15	2023	050 Mid-States Division	Federal	096 1010 DIST Mains	V2007 FY	MACRS 15		339209.6	249421.12	249421.12	0	0	0
050	096	Utility	MACRS 15	2023	050 Mid-States Division	Federal	096 1010 DIST Mains	V2007 FY	MACRS 15		6264.4	56441.57	56441.57	0	0	0
050	096	Utility	MACRS 15	2023	050 Mid-States Division	Federal	096 1010 DIST Mains	V2007 FY	MACRS 15		602734.52	420347.63	420347.63	0	0	0
050	096	Utility	MACRS 15	2023	050 Mid-States Division	Federal	096 1010 DIST Meas, Reg Sta	V2007 FY	MACRS 15		-15556.24	-14493.24	-14493.24	0	0	0
050	096	Utility	MACRS 15	2023	050 Mid-States Division	Federal	096 1010 DIST Meas, Reg Sta	V2007 FY	MACRS 15		20377.33	19184.33	19184.33	0	0	0
050	096	Utility	MACRS 15	2023	050 Mid-States Division	Federal	096 1010 DIST Meas, Reg Sta (Ind)	V2007 FY	MACRS 15		203.97	190.97	190.97	0	0	0
050	096	Utility	MACRS 15	2023	050 Mid-States Division	Federal	096 1010 DIST Meters & Regs	V2007 FY	MACRS 15		286426.9	311316.28	311316.28	0	0	0
050	096	Utility	MACRS 15	2023	050 Mid-States Division	Federal	096 1010 DIST Meters & Regs	V2007 FY	MACRS 15		0	0	0	0	0	0
050	096	Utility	MACRS 15	2023	050 Mid-States Division	Federal	096 1010 DIST Meters & Regs	V2007 FY	MACRS 15		11580.42	146983.12	146983.12	0	0	0
050	096	Utility	MACRS 15	2023	050 Mid-States Division	Federal	096 1010 DIST Services	V2007 FY	MACRS 15		649377.41	697496.97	697496.97	0	0	0
050	096	Utility	MACRS 7	2023	050 Mid-States Division	Federal	096 1010 GENL Misc	V2007 FY	MACRS 7		0	0	0	0	0	0
050	096	Utility	AMT 7	2023	050 Mid-States Division	AMT	096 1010 GENL Misc	V2007 FY	AMT 7		0	0	0	0	0	0
050	096	Utility	MACRS 7	2023	050 Mid-States Division	Federal	096 1010 GENL Office 7	V2007 FY	MACRS 7		1059.12	983.55	983.55	0	0	0
050	096	Utility	AMT 7	2023	050 Mid-States Division	AMT	096 1010 GENL Office 7	V2007 FY	AMT 7		1059.12	983.54	983.54	0	0	0
050	096	Utility	MACRS 7	2023	050 Mid-States Division	Federal	096 1010 GENL Power Operated Equip	V2007 FY	MACRS 7		0	0	0	0	0	0
050	096	Utility	AMT 7	2023	050 Mid-States Division	AMT	096 1010 GENL Power Operated Equip	V2007 FY	AMT 7		0	0	0	0	0	0
050	096	Utility	MACRS 7	2023	050 Mid-States Division	Federal	096 1010 GENL Power Operated Equip	V2007 FY	MACRS 7		0	0.01	0.01	0	0	0
050	096	Utility	AMT 7	2023	050 Mid-States Division	AMT	096 1010 GENL Power Operated Equip	V2007 FY	AMT 7		0	0.01	0.01	0	0	0

050	096	Utility	MACRS 39	2023	050 Mid-States Division	Federal	096 1010 GENL Structures	V2007 FY	MACRS 39 SEP	38139	0	5007	1931.06	128.38	0	0
050	096	Utility	MACRS 7	2023	050 Mid-States Division	Federal	096 1010 GENL Tools	V2007 FY	MACRS 7		0	0	0	0	0	0
050	096	Utility	AMT 7	2023	050 Mid-States Division	AMT	096 1010 GENL Tools	V2007 FY	AMT 7		0	0	0	0	0	0
050	009	Utility	MACRS 15	2023	050 Mid-States Division	Federal	009 1010 DIST Mains	V2008 Bonus FY	MACRS 15		326465.49	189540.35	183948.87	5591.48	0	0
050	009	Utility	MACRS 15	2023	050 Mid-States Division	State No E	009 1010 DIST Mains	V2008 Bonus FY	MACRS 15		326465.49	379081.71	367908.12	11173.59	0	0
050	009	Utility	MACRS 15	2023	050 Mid-States Division	Federal	009 1010 DIST Mains	V2008 Bonus FY	MACRS 15		0	0	0	0	0	0
050	009	Utility	MACRS 15	2023	050 Mid-States Division	State No E	009 1010 DIST Mains	V2008 Bonus FY	MACRS 15		0	0	0	0	0	0
050	009	Utility	MACRS 15	2023	050 Mid-States Division	Federal	009 1010 DIST Mains	V2008 Bonus FY	MACRS 15		0	0	0	0	0	0
050	009	Utility	MACRS 15	2023	050 Mid-States Division	State No E	009 1010 DIST Mains	V2008 Bonus FY	MACRS 15		0	0	0	0	0	0
050	009	Utility	MACRS 15	2023	050 Mid-States Division	Federal	009 1010 DIST Mains	V2008 Bonus FY	MACRS 15		0	0	0	0	0	0
050	009	Utility	MACRS 15	2023	050 Mid-States Division	State No E	009 1010 DIST Mains	V2008 Bonus FY	MACRS 15		0	0	0	0	0	0
050	009	Utility	MACRS 15	2023	050 Mid-States Division	Federal	009 1010 DIST Mains	V2008 Bonus FY	MACRS 15		0	0	0	0	0	0
050	009	Utility	MACRS 15	2023	050 Mid-States Division	State No E	009 1010 DIST Mains	V2008 Bonus FY	MACRS 15		0	0	0	0	0	0
050	009	Utility	MACRS 15	2023	050 Mid-States Division	Federal	009 1010 DIST Mains	V2008 Bonus FY	MACRS 15		892397.45	262297.63	254559.85	7737.78	0	0
050	009	Utility	MACRS 15	2023	050 Mid-States Division	State No E	009 1010 DIST Mains	V2008 Bonus FY	MACRS 15		892397.45	524595.25	509119.68	15475.57	0	0
050	009	Utility	MACRS 15	2023	050 Mid-States Division	Federal	009 1010 DIST Mains	V2008 Bonus FY	MACRS 15		1144597.04	-186745.02	-181236.06	-5508.96	0	0
050	009	Utility	MACRS 15	2023	050 Mid-States Division	State No E	009 1010 DIST Mains	V2008 Bonus FY	MACRS 15		1144597.04	-373490.03	-362472.04	-11017.99	0	0
050	009	Utility	MACRS 15	2023	050 Mid-States Division	Federal	009 1010 DIST Mains	V2008 Bonus FY	MACRS 15		0	-17667.5	-17146.31	-521.19	0	0
050	009	Utility	MACRS 15	2023	050 Mid-States Division	Federal	009 1010 DIST Mains	V2008 Bonus FY	MACRS 15		0	0	0	0	0	0
050	009	Utility	MACRS 15	2023	050 Mid-States Division	Federal	009 1010 DIST Mains	V2008 Bonus FY	MACRS 15		0	0	0	0	0	0
050	009	Utility	MACRS 15	2023	050 Mid-States Division	State No E	009 1010 DIST Mains	V2008 Bonus FY	MACRS 15		0	0	0	0	0	0
050	009	Utility	MACRS 15	2023	050 Mid-States Division	Federal	009 1010 DIST Mains	V2008 Bonus FY	MACRS 15		0	0	0	0	0	0
050	009	Utility	MACRS 15	2023	050 Mid-States Division	State No E	009 1010 DIST Mains	V2008 Bonus FY	MACRS 15		0	0	0	0	0	0
050	009	Utility	MACRS 7	2023	050 Mid-States Division	Federal	009 1010 DIST Meas, Reg Sta	V2008 Bonus FY	MACRS 7		4430.51	2084.21	2084.21	0	0	0
050	009	Utility	MACRS 7	2023	050 Mid-States Division	State No E	009 1010 DIST Meas, Reg Sta	V2008 Bonus FY	MACRS 7		4430.51	4168.41	4168.41	0	0	0
050	009	Utility	MACRS 15	2023	050 Mid-States Division	Federal	009 1010 DIST Meas, Reg Sta	V2008 Bonus FY	MACRS 15		584087.49	270110.21	262141.94	7968.27	0	0
050	009	Utility	MACRS 15	2023	050 Mid-States Division	State No E	009 1010 DIST Meas, Reg Sta	V2008 Bonus FY	MACRS 15		584087.49	540220.42	524283.91	15936.51	0	0
050	009	Utility	MACRS 15	2023	050 Mid-States Division	Federal	009 1010 DIST Meas, Reg Sta	V2008 Bonus FY	MACRS 15		136206.44	51686.63	50161.87	1524.76	0	0
050	009	Utility	MACRS 15	2023	050 Mid-States Division	State No E	009 1010 DIST Meas, Reg Sta	V2008 Bonus FY	MACRS 15		136206.44	103373.25	100323.73	3049.52	0	0
050	009	Utility	MACRS 15	2023	050 Mid-States Division	Federal	009 1010 DIST Meas, Reg Sta	V2008 Bonus FY	MACRS 15		0	0.5	0.49	0.01	0	0
050	009	Utility	MACRS 15	2023	050 Mid-States Division	Federal	009 1010 DIST Meas, Reg Sta (Ind)	V2008 Bonus FY	MACRS 15		84627.09	39470.5	38306.15	1164.35	0	0
050	009	Utility	MACRS 15	2023	050 Mid-States Division	State No E	009 1010 DIST Meas, Reg Sta (Ind)	V2008 Bonus FY	MACRS 15		84627.09	78941	76612.23	2328.77	0	0
050	009	Utility	MACRS 15	2023	050 Mid-States Division	Federal	009 1010 DIST Meters & Regs	V2008 Bonus FY	MACRS 15		38871.62	20133.29	19539.34	593.95	0	0
050	009	Utility	MACRS 15	2023	050 Mid-States Division	State No E	009 1010 DIST Meters & Regs	V2008 Bonus FY	MACRS 15		38871.62	40266.58	39078.71	1187.87	0	0
050	009	Utility	MACRS 15	2023	050 Mid-States Division	Federal	009 1010 DIST Meters & Regs	V2008 Bonus FY	MACRS 15		258503.33	135972.64	131961.45	4011.19	0	0
050	009	Utility	MACRS 15	2023	050 Mid-States Division	State No E	009 1010 DIST Meters & Regs	V2008 Bonus FY	MACRS 15		258503.33	271945.28	263922.9	8022.38	0	0
050	009	Utility	MACRS 15	2023	050 Mid-States Division	Federal	009 1010 DIST Meters & Regs	V2008 Bonus FY	MACRS 15		0	0	0	0	0	0
050	009	Utility	MACRS 15	2023	050 Mid-States Division	State No E	009 1010 DIST Meters & Regs	V2008 Bonus FY	MACRS 15		0	0	0	0	0	0
050	009	Utility	MACRS 15	2023	050 Mid-States Division	Federal	009 1010 DIST Meters & Regs	V2008 Bonus FY	MACRS 15		0	0	0	0	0	0
050	009	Utility	MACRS 15	2023	050 Mid-States Division	State No E	009 1010 DIST Meters & Regs	V2008 Bonus FY	MACRS 15		0	0	0	0	0	0
050	009	Utility	MACRS 15	2023	050 Mid-States Division	Federal	009 1010 DIST Meters & Regs	V2008 Bonus FY	MACRS 15		0	0	0	0	0	0
050	009	Utility	MACRS 15	2023	050 Mid-States Division	State No E	009 1010 DIST Meters & Regs	V2008 Bonus FY	MACRS 15		0	0	0	0	0	0
050	009	Utility	MACRS 15	2023	050 Mid-States Division	Federal	009 1010 DIST Meters & Regs	V2008 Bonus FY	MACRS 15		2136538.41	275719.5	267585.76	8133.74	0	0
050	009	Utility	MACRS 15	2023	050 Mid-States Division	State No E	009 1010 DIST Meters & Regs	V2008 Bonus FY	MACRS 15		2136538.41	551439	535171.51	16267.49	0	0
050	009	Utility	MACRS 15	2023	050 Mid-States Division	Federal	009 1010 DIST Meters & Regs	V2008 Bonus FY	MACRS 15		0	0	0	0	0	0
050	009	Utility	MACRS 15	2023	050 Mid-States Division	Federal	009 1010 DIST Meters & Regs	V2008 Bonus FY	MACRS 15		0	0	0	0	0	0
050	009	Utility	MACRS 15	2023	050 Mid-States Division	State No E	009 1010 DIST Meters & Regs	V2008 Bonus FY	MACRS 15		0	0	0	0	0	0
050	009	Utility	MACRS 15	2023	050 Mid-States Division	Federal	009 1010 DIST Meters & Regs	V2008 Bonus FY	MACRS 15		0	0	0	0	0	0
050	009	Utility	MACRS 15	2023	050 Mid-States Division	State No E	009 1010 DIST Meters & Regs	V2008 Bonus FY	MACRS 15		0	0	0	0	0	0
050	009	Utility	MACRS 15	2023	050 Mid-States Division	Federal	009 1010 DIST Meters & Regs	V2008 Bonus FY	MACRS 15		0	0	0	0	0	0
050	009	Utility	MACRS 15	2023	050 Mid-States Division	State No E	009 1010 DIST Meters & Regs	V2008 Bonus FY	MACRS 15		0	0	0	0	0	0
050	009	Utility	MACRS 15	2023	050 Mid-States Division	Federal	009 1010 DIST Meters & Regs	V2008 Bonus FY	MACRS 15		0	0	0	0	0	0
050	009	Utility	MACRS 15	2023	050 Mid-States Division	State No E	009 1010 DIST Meters & Regs	V2008 Bonus FY	MACRS 15		0	0	0	0	0	0
050	009	Utility	MACRS 15	2023	050 Mid-States Division	Federal	009 1010 DIST Services	V2008 Bonus FY	MACRS 15		1570428.45	325097.09	315506.74	9590.35	0	0
050	009	Utility	MACRS 15	2023	050 Mid-States Division	State No E	009 1010 DIST Services	V2008 Bonus FY	MACRS 15		1570428.45	650194.18	631013.49	19180.69	0	0
050	009	Utility	MACRS 15	2023	050 Mid-States Division	Federal	009 1010 DIST Services	V2008 Bonus FY	MACRS 15		0	0	0	0	0	0
050	009	Utility	MACRS 15	2023	050 Mid-States Division	Federal	009 1010 DIST Services	V2008 Bonus FY	MACRS 15		0	0	0	0	0	0
050	009	Utility	MACRS 15	2023	050 Mid-States Division	State No E	009 1010 DIST Services	V2008 Bonus FY	MACRS 15		0	0	0	0	0	0
050	009	Utility	MACRS 15	2023	050 Mid-States Division	Federal	009 1010 DIST Services	V2008 Bonus FY	MACRS 15		0	0	0	0	0	0
050	009	Utility	MACRS 15	2023	050 Mid-States Division	State No E	009 1010 DIST Services	V2008 Bonus FY	MACRS 15		0	0	0	0	0	0
050	009	Utility	MACRS 15	2023	050 Mid-States Division	Federal	009 1010 DIST Services	V2008 Bonus FY	MACRS 15		0	0	0	0	0	0
050	009	Utility	MACRS 15	2023	050 Mid-States Division	State No E	009 1010 DIST Services	V2008 Bonus FY	MACRS 15		0	0	0	0	0	0
050	009	Utility	MACRS 15	2023	050 Mid-States Division	Federal	009 1010 DIST Services	V2008 Bonus FY	MACRS 15		0	0	0	0	0	0
050	009	Utility	MACRS 15	2023	050 Mid-States Division	State No E	009 1010 DIST Services	V2008 Bonus FY	MACRS 15		0	0	0	0	0	0
050	009	Utility	MACRS 15	2023	050 Mid-States Division	Federal	009 1010 DIST Services	V2008 Bonus FY	MACRS 15		0	0	0	0	0	0
050	009	Utility	MACRS 15	2023	050 Mid-States Division	State No E	009 1010 DIST Services	V2008 Bonus FY	MACRS 15		0	0	0	0	0	0
050	009	Utility	MACRS 5	2023	050 Mid-States Division	Federal	009 1010 GENL Computers HW	V2008 Bonus FY	MACRS 5		0	0.01	0.01	0	0	0
050	009	Utility	MACRS 5	2023	050 Mid-States Division	State No E	009 1010 GENL Computers HW	V2008 Bonus FY	MACRS 5		0	0	0	0	0	0
050	009	Utility	MACRS 7	2023	050 Mid-States Division	Federal	009 1010 GENL Misc	V2008 Bonus FY	MACRS 7		0	0.01	0.01	0	0	0
050	009	Utility	MACRS 7	2023	050 Mid-States Division	State No E	009 1010 GENL Misc	V2008 Bonus FY	MACRS 7		0	0	0	0	0	0
050	009	Utility	MACRS 7	2023	050 Mid-States Division	Federal	009 1010 GENL Misc	V2008 Bonus FY	MACRS 7		275965.09	130510.99	130510.99	0	0	0
050	009	Utility	MACRS 7	2023	050 Mid-States Division	State No E	009 1010 GENL Misc	V2008 Bonus FY	MACRS 7		275965.09	261021.99	261021.99	0	0	0
050	009	Utility	MACRS 15	2023	050 Mid-States Division	Federal	009 1010 GENL Office 7	V2008 Bonus FY	MACRS 15		10636	4960.5	4814.19	146.31	0	0
050	009	Utility	MACRS 15	2023	050 Mid-States Division	State No E	009 1010 GENL Office 7	V2008 Bonus FY	MACRS 15		10636	9921	9628.35	292.65	0	0
050	009	Utility	MACRS 15	2023	050 Mid-States Division	Federal	009 1010 STOR Equipment	V2008 Bonus FY	MACRS 15		10744.9	12125.01	11767.36	357.65	0	0
050	009	Utility	MACRS 15	2023	050 Mid-States Division	State No E	009 1010 STOR Equipment	V2008 Bonus FY	MACRS 15		10744.9	24250.01	23534.66	715.35	0	0
050	009	Utility	MACRS 15	2023	050 Mid-States Division	Federal	009 1010 TRAN Mains	V2008 Bonus FY	MACRS 15		17772	12426.25	12059.67	366.58	0	0
050	009	Utility	MACRS 15	2023	050 Mid-States Division	State No E	009 1010 TRAN Mains	V2008 Bonus FY	MACRS 15		17772	24852.5	24119.36	733.14	0	0
050	009	Utility	MACRS 15	2023	050 Mid-States Division	Federal	009 1010 TRAN Meas, Reg Sta Equip	V2008 Bonus FY	MACRS 15		2233	3696.5	3587.43	109.07	0	0
050	009	Utility	MACRS 15	2023	050 Mid-States Division	State No E	009 1010 TRAN Meas, Reg Sta Equip	V2008 Bonus FY	MACRS 15		2233	7393	7174.93	218.07	0	0
050	091	Utility	MACRS 5	2023	050 Mid-States Division	Federal	091 1010 GENL Computers HW	V2008 Bonus FY	MACRS 5		0	0	0	0	0	0
050	091	Utility	MACRS 5	2023	050 Mid-States Division	State No E	091 1010 GENL Computers HW	V2008 Bonus FY	MACRS 5		0	-0.01	-0.01	0	0	0
050	093	Utility	NONE	2023	050 Mid-States Division	Federal	093 1010 DIST Land, Land Rights	V2008 Bonus FY	NONE		0	11	0	0	0	0
050	093	Utility	MACRS 15	2023	050 Mid-States Division	Federal	093 1010 DIST Mains	V2008 Bonus FY	MACRS 15		120095.56	5700.76	5532.56	168.2	0	0
050	093	Utility	MACRS 15	2023	050 Mid-States Division	State No E	093 1010 DIST Mains	V2008 Bonus FY	MACRS 15		120095.56	11401.53	11065.18	336.35	0	0
050	093	Utility	MACRS 15	2023	050 Mid-States Division	Federal	093 1010 DIST Mains	V2008 Bonus FY	MACRS 15		2374496.6	717863.81	696686.8	21177.01	0	0
050	093	Utility	MACRS 15	2023	050 Mid-States Division	State No E	093 1010 DIST Mains	V2008 Bonus FY	MACRS 15		2374496.6	1435727.63	1393373.64	42353.99	0	0
050	093	Utility	MACRS 15	2023	050 Mid-States Division	Federal	093 1010 DIST Mains	V2008 Bonus FY	MACRS 15		-5570.89	514156.5	498988.88	15167.62	0	0

050	093	Utility	MACRS 15	2023	050 Mid-States Division	State No E	093 1010 DIST Mains	V2008 Bonus FY	MACRS 15		-5570.89	1028313	997977.79	30335.21	0	0
050	093	Utility	MACRS 15	2023	050 Mid-States Division	Federal	093 1010 DIST Mains	V2008 Bonus FY	MACRS 15		903893.94	42906.49	41640.72	1265.77	0	0
050	093	Utility	MACRS 15	2023	050 Mid-States Division	State No E	093 1010 DIST Mains	V2008 Bonus FY	MACRS 15		903893.94	85812.97	83281.53	2531.44	0	0
050	093	Utility	MACRS 15	2023	050 Mid-States Division	Federal	093 1010 DIST Meas, Reg Sta	V2008 Bonus FY	MACRS 15		58416	21427.5	20795.4	632.1	0	0
050	093	Utility	MACRS 15	2023	050 Mid-States Division	State No E	093 1010 DIST Meas, Reg Sta	V2008 Bonus FY	MACRS 15		58416	42855	41590.79	1264.21	0	0
050	093	Utility	MACRS 15	2023	050 Mid-States Division	Federal	093 1010 DIST Meas, Reg Sta	V2008 Bonus FY	MACRS 15		177984	82714	80273.97	2440.03	0	0
050	093	Utility	MACRS 15	2023	050 Mid-States Division	State No E	093 1010 DIST Meas, Reg Sta	V2008 Bonus FY	MACRS 15		177984	165428	160547.84	4880.16	0	0
050	093	Utility	MACRS 15	2023	050 Mid-States Division	Federal	093 1010 DIST Meters & Regs	V2008 Bonus FY	MACRS 15		189065.52	91862.07	89152.14	2709.93	0	0
050	093	Utility	MACRS 15	2023	050 Mid-States Division	State No E	093 1010 DIST Meters & Regs	V2008 Bonus FY	MACRS 15		189065.52	183724.14	178304.26	5419.88	0	0
050	093	Utility	MACRS 15	2023	050 Mid-States Division	Federal	093 1010 DIST Meters & Regs	V2008 Bonus FY	MACRS 15		1030717.37	358384.31	347811.94	10572.37	0	0
050	093	Utility	MACRS 15	2023	050 Mid-States Division	State No E	093 1010 DIST Meters & Regs	V2008 Bonus FY	MACRS 15		1030717.37	716768.62	695623.98	21144.64	0	0
050	093	Utility	MACRS 15	2023	050 Mid-States Division	Federal	093 1010 DIST Meters & Regs	V2008 Bonus FY	MACRS 15		17091.34	12830.5	12452	378.5	0	0
050	093	Utility	MACRS 15	2023	050 Mid-States Division	State No E	093 1010 DIST Meters & Regs	V2008 Bonus FY	MACRS 15		17091.34	25661	24904.04	756.96	0	0
050	093	Utility	MACRS 7	2023	050 Mid-States Division	Federal	093 1010 DIST Meters & Regs	V2008 Bonus FY	MACRS 7		0	226	226	0	0	0
050	093	Utility	MACRS 15	2023	050 Mid-States Division	Federal	093 1010 DIST Services	V2008 Bonus FY	MACRS 15		3225896.12	1433519.06	1391230.24	42288.82	0	0
050	093	Utility	MACRS 15	2023	050 Mid-States Division	State No E	093 1010 DIST Services	V2008 Bonus FY	MACRS 15		3225896.12	2867038.13	2782460.5	84577.63	0	0
050	093	Utility	MACRS 5	2023	050 Mid-States Division	Federal	093 1010 GENL Computers HW	V2008 Bonus FY	MACRS 5		0	0	0	0	0	0
050	093	Utility	MACRS 5	2023	050 Mid-States Division	State No E	093 1010 GENL Computers HW	V2008 Bonus FY	MACRS 5		0	0.01	0.01	0	0	0
050	093	Utility	MACRS 7	2023	050 Mid-States Division	Federal	093 1010 GENL Misc	V2008 Bonus FY	MACRS 7		0	10061.4	10061.4	0	0	0
050	093	Utility	MACRS 7	2023	050 Mid-States Division	State No E	093 1010 GENL Misc	V2008 Bonus FY	MACRS 7		0	20122.86	20122.86	0	0	0
050	093	Utility	MACRS 7	2023	050 Mid-States Division	Federal	093 1010 GENL Power Operated Equip	V2008 Bonus FY	MACRS 7		0	-0.02	-0.02	0	0	0
050	093	Utility	MACRS 7	2023	050 Mid-States Division	State No E	093 1010 GENL Power Operated Equip	V2008 Bonus FY	MACRS 7		0	-0.01	-0.01	0	0	0
050	093	Utility	MACRS 7	2023	050 Mid-States Division	Federal	093 1010 GENL Power Operated Equip	V2008 Bonus FY	MACRS 7		0	0	0	0	0	0
050	093	Utility	MACRS 7	2023	050 Mid-States Division	State No E	093 1010 GENL Power Operated Equip	V2008 Bonus FY	MACRS 7		0	0	0	0	0	0
050	093	Utility	MACRS 7	2023	050 Mid-States Division	Federal	093 1010 GENL Power Operated Equip	V2008 Bonus FY	MACRS 7		0	0.01	0.01	0	0	0
050	093	Utility	MACRS 7	2023	050 Mid-States Division	State No E	093 1010 GENL Power Operated Equip	V2008 Bonus FY	MACRS 7		0	0	0	0	0	0
050	093	Utility	MACRS 7	2023	050 Mid-States Division	Federal	093 1010 GENL Tools	V2008 Bonus FY	MACRS 7		0	0.02	0.02	0	0	0
050	093	Utility	MACRS 7	2023	050 Mid-States Division	State No E	093 1010 GENL Tools	V2008 Bonus FY	MACRS 7		0	-0.01	-0.01	0	0	0
050	096	Utility	MACRS 15	2023	050 Mid-States Division	Federal	096 1010 DIST Mains	V2008 Bonus FY	MACRS 15		12590.14	12690.91	12316.5	374.41	0	0
050	096	Utility	MACRS 15	2023	050 Mid-States Division	State No E	096 1010 DIST Mains	V2008 Bonus FY	MACRS 15		12590.14	25381.83	24633.09	748.74	0	0
050	096	Utility	MACRS 15	2023	050 Mid-States Division	Federal	096 1010 DIST Mains	V2008 Bonus FY	MACRS 15		3557.95	3586.43	3480.64	105.79	0	0
050	096	Utility	MACRS 15	2023	050 Mid-States Division	State No E	096 1010 DIST Mains	V2008 Bonus FY	MACRS 15		3557.95	7172.87	6961.29	211.58	0	0
050	096	Utility	MACRS 15	2023	050 Mid-States Division	Federal	096 1010 DIST Mains	V2008 Bonus FY	MACRS 15		2521.66	2541.85	2466.86	74.99	0	0
050	096	Utility	MACRS 15	2023	050 Mid-States Division	State No E	096 1010 DIST Mains	V2008 Bonus FY	MACRS 15		2521.66	5083.7	4933.75	149.95	0	0
050	096	Utility	MACRS 15	2023	050 Mid-States Division	Federal	096 1010 DIST Mains	V2008 Bonus FY	MACRS 15		338071.24	13724.48	13319.6	404.88	0	0
050	096	Utility	MACRS 15	2023	050 Mid-States Division	State No E	096 1010 DIST Mains	V2008 Bonus FY	MACRS 15		338071.24	27448.95	26639.21	809.74	0	0
050	096	Utility	MACRS 15	2023	050 Mid-States Division	Federal	096 1010 DIST Mains	V2008 Bonus FY	MACRS 15		118037.81	-12055.4	-11699.76	-355.64	0	0
050	096	Utility	MACRS 15	2023	050 Mid-States Division	State No E	096 1010 DIST Mains	V2008 Bonus FY	MACRS 15		118037.81	-24110.81	-23399.55	-711.26	0	0
050	096	Utility	MACRS 15	2023	050 Mid-States Division	Federal	096 1010 DIST Mains	V2008 Bonus FY	MACRS 15		11810.28	11904.81	11553.58	351.23	0	0
050	096	Utility	MACRS 15	2023	050 Mid-States Division	State No E	096 1010 DIST Mains	V2008 Bonus FY	MACRS 15		11810.28	23809.6	23107.25	702.35	0	0
050	096	Utility	MACRS 15	2023	050 Mid-States Division	Federal	096 1010 DIST Meters & Regs	V2008 Bonus FY	MACRS 15		287220	121367.12	117786.81	3580.31	0	0
050	096	Utility	MACRS 15	2023	050 Mid-States Division	State No E	096 1010 DIST Meters & Regs	V2008 Bonus FY	MACRS 15		287220	242734.23	235573.56	7160.67	0	0
050	096	Utility	MACRS 15	2023	050 Mid-States Division	Federal	096 1010 DIST Services	V2008 Bonus FY	MACRS 15		85640.38	263502.78	255729.4	7773.38	0	0
050	096	Utility	MACRS 15	2023	050 Mid-States Division	State No E	096 1010 DIST Services	V2008 Bonus FY	MACRS 15		85640.38	527005.55	511458.91	15546.64	0	0
050	096	Utility	MACRS 5	2023	050 Mid-States Division	Federal	096 1010 GENL Computers HW	V2008 Bonus FY	MACRS 5		0	0	0	0	0	0
050	096	Utility	MACRS 5	2023	050 Mid-States Division	State No E	096 1010 GENL Computers HW	V2008 Bonus FY	MACRS 5		0	0.01	0.01	0	0	0
050	096	Utility	MACRS 7	2023	050 Mid-States Division	Federal	096 1010 GENL Misc	V2008 Bonus FY	MACRS 7		0	0	0	0	0	0
050	096	Utility	MACRS 7	2023	050 Mid-States Division	State No E	096 1010 GENL Misc	V2008 Bonus FY	MACRS 7		0	0	0	0	0	0
050	096	Utility	MACRS 7	2023	050 Mid-States Division	Federal	096 1010 GENL Tools	V2008 Bonus FY	MACRS 7		0	-0.01	-0.01	0	0	0
050	096	Utility	MACRS 7	2023	050 Mid-States Division	State No E	096 1010 GENL Tools	V2008 Bonus FY	MACRS 7		0	0	0	0	0	0
050	009	Utility	NONE	2023	050 Mid-States Division	Federal	009 1010 DIST Land, Land Rights	V2008 FY	NONE		-4923	-4939	0	0	0	0
050	009	Utility	MACRS 15	2023	050 Mid-States Division	Federal	009 1010 DIST Mains	V2008 FY	MACRS 15		-39912.79	-40294.52	-39105.87	-1188.65	0	0
050	009	Utility	MACRS 15	2023	050 Mid-States Division	Federal	009 1010 DIST Mains	V2008 FY	MACRS 15		605213.01	124670.66	120992.89	3677.77	0	0
050	009	Utility	MACRS 15	2023	050 Mid-States Division	Federal	009 1010 DIST Mains	V2008 FY	MACRS 15		858042.02	838940.21	814191.49	24748.72	0	0
050	009	Utility	MACRS 15	2023	050 Mid-States Division	Federal	009 1010 DIST Mains	V2008 FY	MACRS 15		0	0	0	0	0	0
050	009	Utility	MACRS 15	2023	050 Mid-States Division	Federal	009 1010 DIST Mains	V2008 FY	MACRS 15		0	0	0	0	0	0
050	009	Utility	MACRS 15	2023	050 Mid-States Division	Federal	009 1010 DIST Mains	V2008 FY	MACRS 15		0	1873	1817.75	55.25	0	0
050	009	Utility	MACRS 15	2023	050 Mid-States Division	Federal	009 1010 DIST Mains	V2008 FY	MACRS 15		0	0	0	0	0	0
050	009	Utility	MACRS 15	2023	050 Mid-States Division	Federal	009 1010 DIST Mains	V2008 FY	MACRS 15		0	0	0	0	0	0
050	009	Utility	MACRS 15	2023	050 Mid-States Division	Federal	009 1010 DIST Mains	V2008 FY	MACRS 15		-30123.21	-218880.89	-212423.89	-6457	0	0
050	009	Utility	MACRS 15	2023	050 Mid-States Division	Federal	009 1010 DIST Mains	V2008 FY	MACRS 15		64383.96	456176.06	442718.9	13457.16	0	0
050	009	Utility	MACRS 15	2023	050 Mid-States Division	Federal	009 1010 DIST Mains	V2008 FY	MACRS 15		780288.96	774442.63	751596.59	22846.04	0	0
050	009	Utility	MACRS 15	2023	050 Mid-States Division	Federal	009 1010 DIST Mains	V2008 FY	MACRS 15		0	0	0	0	0	0
050	009	Utility	MACRS 15	2023	050 Mid-States Division	Federal	009 1010 DIST Meas, Reg Sta	V2008 FY	MACRS 15		63464.16	39736.91	38564.69	1172.22	0	0
050	009	Utility	MACRS 15	2023	050 Mid-States Division	Federal	009 1010 DIST Meas, Reg Sta	V2008 FY	MACRS 15		7427.1	5481.72	5320	161.72	0	0
050	009	Utility	MACRS 15	2023	050 Mid-States Division	Federal	009 1010 DIST Meas, Reg Sta	V2008 FY	MACRS 15		9084.57	4116.59	3995.16	121.43	0	0
050	009	Utility	MACRS 15	2023	050 Mid-States Division	Federal	009 1010 DIST Meas, Reg Sta	V2008 FY	MACRS 15		0	0	0	0	0	0
050	009	Utility	MACRS 15	2023	050 Mid-States Division	Federal	009 1010 DIST Meas, Reg Sta	V2008 FY	MACRS 15		0	945.01	917.16	27.85	0	0
050	009	Utility	MACRS 15	2023	050 Mid-States Division	Federal	009 1010 DIST Meas, Reg Sta (Ind)	V2008 FY	MACRS 15		15189.53	11012.08	10687.19	324.89	0	0
050	009	Utility	MACRS 15	2023	050 Mid-States Division	Federal	009 1010 DIST Meters & Regs	V2008 FY	MACRS 15		92795.88	90945.4	88262.51	2682.89	0	0
050	009	Utility	MACRS 15	2023	050 Mid-States Division	Federal	009 1010 DIST Meters & Regs	V2008 FY	MACRS 15		0	0	0	0	0	0
050	009	Utility	MACRS 15	2023	050 Mid-States Division	Federal	009 1010 DIST Meters & Regs	V2008 FY	MACRS 15		0	0	0	0	0	0
050	009	Utility	MACRS 15	2023	050 Mid-States Division	Federal	009 1010 DIST Meters & Regs	V2008 FY	MACRS 15		1269830.95	1274477.43	1236880.37	37597.06	0	0
050	009	Utility	MACRS 15	2023	050 Mid-States Division	Federal	009 1010 DIST Meters & Regs	V2008 FY	MACRS 15		0	0	0	0	0	0
050	009	Utility	MACRS 15	2023	050 Mid-States Division	Federal	009 1010 DIST Meters & Regs	V2008 FY	MACRS 15		0	0	0	0	0	0
050	009	Utility	MACRS 15	2023	050 Mid-States Division	Federal	009 1010 DIST Meters & Regs	V2008 FY	MACRS 15		0	0	0	0	0	0
050	009	Utility	MACRS 15	2023	050 Mid-States Division	Federal	009 1010 DIST Meters & Regs	V2008 FY	MACRS 15		0	0	0	0	0	0
050	009	Utility	MACRS 15	2023	050 Mid-States Division	Federal	009 1010 DIST Meters & Regs	V2008 FY	MACRS 15		11891.08	-23285.21	-22598.33	-686.88	0	0
050	009	Utility	MACRS 15	2023	050 Mid-States Division	Federal	009 1010 DIST Meters & Regs	V2008 FY	MACRS 15		1212.91	-2375.15	-2305.07	-70.08	0	0
050	009	Utility	MACRS 15	2023	050 Mid-States Division	Federal	009 1010 DIST Meters & Regs	V2008 FY	MACRS 15		-338606.87	-309745.32	-300607.82	-9137.5	0	0
050	009	Utility	MACRS 15	2023	050 Mid-States Division	Federal	009 1010 DIST Meters & Regs	V2008 FY	MACRS 15		0	0	0	0	0	0
050	009	Utility	MACRS 15	2023	050 Mid-States Division	Federal	009 1010 DIST Meters & Regs	V2008 FY	MACRS 15		0	0	0	0	0	0
050	009	Utility	MACRS 15	2023	050 Mid-States Division	Federal	009 1010 DIST Services	V2008 FY	MACRS 15		904392.5	1328113.62	1288934.22	39179.4	0	0
050	009	Utility	MACRS 15	2023	050 Mid-States Division	Federal	009 1010 DIST Services	V2008 FY	MACRS 15		0	0	0	0	0	0
050	009	Utility	MACRS 15	2023	050 Mid-States Division	Federal	009 1010 DIST Services	V2008 FY	MACRS 15		-295159.04	-264904.03	-257089.37	-7814.66	0	0
050	009	Utility	MACRS 15	2023	050 Mid-States Division	Federal	009 1010 DIST Services	V2008 FY	MACRS 15		0	0	0	0	0	0
050	009	Utility	MACRS 15	2023	050 Mid-States Division	Federal	009 1010 DIST Services	V2008 FY	MACRS 15		0	0	0	0	0	0
050	009	Utility	MACRS 15	2023	050 Mid-States Division	Federal	009 1010 DIST Services	V2008 FY	MACRS 15		0	0	0	0	0	0
050	009	Utility	MACRS 15	2023	050 Mid-States Division	Federal	009 1010 DIST Services	V2008 FY	MACRS 15		0	0	0	0	0	0
050	009	Utility	MACRS 39	2023	050 Mid-States Division	Federal	009 1010 DIST Structures	V2008 FY	MACRS 39 APR	38139	2020.38	1896.37	702.96	48.62	0	0
050	009	Utility	MACRS 15	2023	050 Mid-States Division	Federal	009 1010 DIST Structures	V2008 FY	MACRS 15	38961	0	0	0	0	0	0
050	009	Utility	MACRS 39	2023	050 Mid-States Division	Federal	009 1010 DIST Structures	V2008 FY	MACRS 39 APR	38322	6402.63	6009.64	2227.87	154.09	0	0

050	009	Utility	MACRS 5	2023	050 Mid-States Division	Federal	009 1010 GENL Communication	V2008 FY	MACRS 5		0	-587	-587	0	0	0
050	009	Utility	AMT 5	2023	050 Mid-States Division	AMT	009 1010 GENL Communication	V2008 FY	AMT 5		0	-587	-587	0	0	0
050	009	Utility	MACRS 5	2023	050 Mid-States Division	Federal	009 1010 GENL Computers HW	V2008 FY	MACRS 5		7212.64	6390.54	6390.54	0	0	0
050	009	Utility	AMT 5	2023	050 Mid-States Division	AMT	009 1010 GENL Computers HW	V2008 FY	AMT 5		7212.64	6390.54	6390.54	0	0	0
050	009	Utility	MACRS 7	2023	050 Mid-States Division	Federal	009 1010 GENL Equipment	V2008 FY	MACRS 7		0	-1991	-1991	0	0	0
050	009	Utility	AMT 7	2023	050 Mid-States Division	AMT	009 1010 GENL Equipment	V2008 FY	AMT 7		0	-1991	-1991	0	0	0
050	009	Utility	NONE	2023	050 Mid-States Division	Federal	009 1010 GENL Land	V2008 FY	NONE		117472.15	117472.15	0	0	0	0
050	009	Utility	NONE	2023	050 Mid-States Division	Federal	009 1010 GENL Land	V2008 FY	NONE		-117472.15	-117472.15	0	0	0	0
050	009	Utility	MACRS 7	2023	050 Mid-States Division	Federal	009 1010 GENL Misc	V2008 FY	MACRS 7		0	-0.01	-0.01	0	0	0
050	009	Utility	AMT 7	2023	050 Mid-States Division	AMT	009 1010 GENL Misc	V2008 FY	AMT 7		0	0	0	0	0	0
050	009	Utility	MACRS 7	2023	050 Mid-States Division	Federal	009 1010 GENL Misc	V2008 FY	MACRS 7		115712.81	105800.49	105800.49	0	0	0
050	009	Utility	AMT 7	2023	050 Mid-States Division	AMT	009 1010 GENL Misc	V2008 FY	AMT 7		115712.81	105800.49	105800.49	0	0	0
050	009	Utility	MACRS 7	2023	050 Mid-States Division	Federal	009 1010 GENL Office 7	V2008 FY	MACRS 7		0	-431	-431	0	0	0
050	009	Utility	AMT 7	2023	050 Mid-States Division	AMT	009 1010 GENL Office 7	V2008 FY	AMT 7		0	-431	-431	0	0	0
050	009	Utility	MACRS 7	2023	050 Mid-States Division	Federal	009 1010 GENL Power Operated Equip	V2008 FY	MACRS 7		0	-541	-541	0	0	0
050	009	Utility	AMT 7	2023	050 Mid-States Division	AMT	009 1010 GENL Power Operated Equip	V2008 FY	AMT 7		0	-541	-541	0	0	0
050	009	Utility	MACRS 39	2023	050 Mid-States Division	Federal	009 1010 GENL Structures	V2008 FY	MACRS 39 MAY	37653	0	0	0	0	0	0
050	009	Utility	MACRS 39	2023	050 Mid-States Division	Federal	009 1010 GENL Structures	V2008 FY	MACRS 39 MAY	38018	0	0	0	0	0	0
050	009	Utility	MACRS 39	2023	050 Mid-States Division	Federal	009 1010 GENL Structures	V2008 FY	MACRS 39 JUN	38047	0	0	0	0	0	0
050	009	Utility	MACRS 39	2023	050 Mid-States Division	Federal	009 1010 GENL Structures	V2008 FY	MACRS 39 JUN	38047	0	0	0	0	0	0
050	009	Utility	MACRS 39	2023	050 Mid-States Division	Federal	009 1010 GENL Structures	V2008 FY	MACRS 39 JUL	38078	0	0	0	0	0	0
050	009	Utility	MACRS 39	2023	050 Mid-States Division	Federal	009 1010 GENL Structures	V2008 FY	MACRS 39 AUG	37742	0	0	0	0	0	0
050	009	Utility	MACRS 39	2023	050 Mid-States Division	Federal	009 1010 GENL Structures	V2008 FY	MACRS 39 AUG	37742	0	0	0	0	0	0
050	009	Utility	MACRS 39	2023	050 Mid-States Division	Federal	009 1010 GENL Structures	V2008 FY	MACRS 39 SEP	37773	0	0	0	0	0	0
050	009	Utility	MACRS 39	2023	050 Mid-States Division	Federal	009 1010 GENL Structures	V2008 FY	MACRS 39 MAY	37773	0	0	0	0	0	0
050	009	Utility	MACRS 39	2023	050 Mid-States Division	Federal	009 1010 GENL Structures	V2008 FY	MACRS 39 SEP	37803	0	0	0	0	0	0
050	009	Utility	MACRS 39	2023	050 Mid-States Division	Federal	009 1010 GENL Structures	V2008 FY	MACRS 39 DEC	37865	0	0	0	0	0	0
050	009	Utility	MACRS 39	2023	050 Mid-States Division	Federal	009 1010 GENL Structures	V2008 FY	MACRS 39 DEC	37865	0	0	0	0	0	0
050	009	Utility	MACRS 39	2023	050 Mid-States Division	Federal	009 1010 GENL Structures	V2008 FY	MACRS 39 FEB	38292	20184.05	-38267.2	-14349.81	-981.17	0	0
050	009	Utility	MACRS 39	2023	050 Mid-States Division	Federal	009 1010 GENL Structures	V2008 FY	MACRS 39 MAR	38322	104.96	-198.99	-74.17	-5.1	0	0
050	009	Utility	MACRS 39	2023	050 Mid-States Division	Federal	009 1010 GENL Structures	V2008 FY	MACRS 39 MAR	38322	2039.83	-3867.34	-1441.95	-99.16	0	0
050	009	Utility	MACRS 39	2023	050 Mid-States Division	Federal	009 1010 GENL Structures	V2008 FY	MACRS 39 MAR	38322	47036.95	-89177.95	-33249.98	-2286.52	0	0
050	009	Utility	MACRS 7	2023	050 Mid-States Division	Federal	009 1010 STOR Equipment	V2008 FY	MACRS 7		0	-1505	-1505	0	0	0
050	009	Utility	AMT 7	2023	050 Mid-States Division	AMT	009 1010 STOR Equipment	V2008 FY	AMT 7		0	-1505	-1505	0	0	0
050	009	Utility	MACRS 7	2023	050 Mid-States Division	Federal	009 1010 STOR Wells	V2008 FY	MACRS 7		0	-9697	-9697	0	0	0
050	009	Utility	AMT 7	2023	050 Mid-States Division	AMT	009 1010 STOR Wells	V2008 FY	AMT 7		0	-9697	-9697	0	0	0
050	009	Utility	NONE	2023	050 Mid-States Division	Federal	009 1010 TRAN Land, Land Rights	V2008 FY	NONE		-16830	-16830	0	0	0	0
050	009	Utility	NONE	2023	050 Mid-States Division	Federal	009 1010 TRAN Land, Land Rights	V2008 FY	NONE		21093.01	19848.01	0	0	0	0
050	009	Utility	MACRS 15	2023	050 Mid-States Division	Federal	009 1010 TRAN Mains	V2008 FY	MACRS 15		0	0	0	0	0	0
050	009	Utility	MACRS 15	2023	050 Mid-States Division	Federal	009 1010 TRAN Mains	V2008 FY	MACRS 15		1358.19	2768.69	2687	81.69	0	0
050	009	Utility	MACRS 15	2023	050 Mid-States Division	Federal	009 1010 TRAN Meas, Reg Sta Equip	V2008 FY	MACRS 15		0	16586	16096.68	489.32	0	0
050	009	Utility	MACRS 15	2023	050 Mid-States Division	Federal	009 1010 TRAN Meas, Reg Sta Equip	V2008 FY	MACRS 15		19679.44	54142.21	52545	1597.21	0	0
050	009	Utility	MACRS 39	2023	050 Mid-States Division	Federal	009 1010 TRAN Structures	V2008 FY	MACRS 39 MAR		0	-1088	-405.71	-27.9	0	0
050	091	Utility	MACRS 5	2023	050 Mid-States Division	Federal	091 1010 GENL Computers HW	V2008 FY	MACRS 5		0	-1099	-1099	0	0	0
050	091	Utility	AMT 5	2023	050 Mid-States Division	AMT	091 1010 GENL Computers HW	V2008 FY	AMT 5		0	-1099	-1099	0	0	0
050	091	Utility	MACRS 5	2023	050 Mid-States Division	Federal	091 1010 GENL Computers HW	V2008 FY	MACRS 5		0	-2155	-2155	0	0	0
050	091	Utility	AMT 5	2023	050 Mid-States Division	AMT	091 1010 GENL Computers HW	V2008 FY	AMT 5		0	-2155	-2155	0	0	0
050	091	Utility	SL 3	2023	050 Mid-States Division	Federal	091 1010 GENL Computers SW	V2008 FY	SL 3		0	-57	-57	0	0	0
050	091	Utility	MACRS 5	2023	050 Mid-States Division	Federal	091 1010 GENL Misc	V2008 FY	MACRS 5		0	-212	-212	0	0	0
050	091	Utility	AMT 5	2023	050 Mid-States Division	AMT	091 1010 GENL Misc	V2008 FY	AMT 5		0	-212	-212	0	0	0
050	091	Utility	MACRS 7	2023	050 Mid-States Division	Federal	091 1010 GENL Office 7	V2008 FY	MACRS 7		-1950	-1950	-1950	0	0	0
050	091	Utility	AMT 7	2023	050 Mid-States Division	AMT	091 1010 GENL Office 7	V2008 FY	AMT 7		-1950	-1950	-1950	0	0	0
050	091	Utility	MACRS 39	2023	050 Mid-States Division	Federal	091 1010 GENL Structures	V2008 FY	MACRS 39 JUN	38047	0	576531	211263.95	14782.25	0	0
050	091	Utility	NONE	2023	050 Mid-States Division	Federal	091 1010 NONU NonUtility	V2008 FY	NONE		0	0	0	0	0	0
050	093	Utility	NONE	2023	050 Mid-States Division	Federal	093 1010 DIST Land, Land Rights	V2008 FY	NONE		1152674.11	1040086.11	0	0	0	0
050	093	Utility	MACRS 15	2023	050 Mid-States Division	Federal	093 1010 DIST Mains	V2008 FY	MACRS 15		308667.41	293057.32	284412.14	8645.18	0	0
050	093	Utility	MACRS 15	2023	050 Mid-States Division	Federal	093 1010 DIST Mains	V2008 FY	MACRS 15		366819.54	348268.54	337994.6	10273.94	0	0
050	093	Utility	MACRS 15	2023	050 Mid-States Division	Federal	093 1010 DIST Mains	V2008 FY	MACRS 15		328249.61	311649.15	302455.48	9193.67	0	0
050	093	Utility	MACRS 15	2023	050 Mid-States Division	Federal	093 1010 DIST Mains	V2008 FY	MACRS 15		20723.97	1290218.78	1252157.33	38061.45	0	0
050	093	Utility	MACRS 15	2023	050 Mid-States Division	Federal	093 1010 DIST Mains	V2008 FY	MACRS 15		1381.39	86001.53	83464.48	2537.05	0	0
050	093	Utility	MACRS 15	2023	050 Mid-States Division	Federal	093 1010 DIST Mains	V2008 FY	MACRS 15		1715.93	106829.41	103677.97	3151.44	0	0
050	093	Utility	MACRS 15	2023	050 Mid-States Division	Federal	093 1010 DIST Mains	V2008 FY	MACRS 15		2383468.08	1870787.37	1815599.1	55188.27	0	0
050	093	Utility	MACRS 15	2023	050 Mid-States Division	Federal	093 1010 DIST Mains	V2008 FY	MACRS 15		5135208.86	4875501.48	4731674.2	143827.28	0	0
050	093	Utility	MACRS 15	2023	050 Mid-States Division	Federal	093 1010 DIST Meas, Reg Sta	V2008 FY	MACRS 15		309029.86	286798.86	278338.26	8460.6	0	0
050	093	Utility	MACRS 15	2023	050 Mid-States Division	Federal	093 1010 DIST Meas, Reg Sta	V2008 FY	MACRS 15		230652.87	212714.87	206439.79	6275.08	0	0
050	093	Utility	MACRS 15	2023	050 Mid-States Division	Federal	093 1010 DIST Meas, Reg Sta (Ind)	V2008 FY	MACRS 15		2704.75	2390.75	2320.19	70.56	0	0
050	093	Utility	MACRS 15	2023	050 Mid-States Division	Federal	093 1010 DIST Meters & Regs	V2008 FY	MACRS 15		445929.19	458754.65	445221.36	13533.29	0	0
050	093	Utility	MACRS 15	2023	050 Mid-States Division	Federal	093 1010 DIST Meters & Regs	V2008 FY	MACRS 15		380094.82	371895.38	360924.48	10970.9	0	0
050	093	Utility	MACRS 15	2023	050 Mid-States Division	Federal	093 1010 DIST Meters & Regs	V2008 FY	MACRS 15		31051.7	41407.78	40186.26	1221.52	0	0
050	093	Utility	MACRS 15	2023	050 Mid-States Division	Federal	093 1010 DIST Services	V2008 FY	MACRS 15		1054893.57	1102642.86	1070114.88	32527.98	0	0
050	093	Utility	MACRS 5	2023	050 Mid-States Division	Federal	093 1010 GENL Computers HW	V2008 FY	MACRS 5		0	-6925	-6925	0	0	0
050	093	Utility	AMT 5	2023	050 Mid-States Division	AMT	093 1010 GENL Computers HW	V2008 FY	AMT 5		0	-6925	-6925	0	0	0
050	093	Utility	MACRS 7	2023	050 Mid-States Division	Federal	093 1010 GENL Misc	V2008 FY	MACRS 7		0	28050.09	28050.09	0	0	0
050	093	Utility	AMT 7	2023	050 Mid-States Division	AMT	093 1010 GENL Misc	V2008 FY	AMT 7		0	28050.08	28050.08	0	0	0
050	093	Utility	MACRS 7	2023	050 Mid-States Division	Federal	093 1010 GENL Power Operated Equip	V2008 FY	MACRS 7		0	-292	-292	0	0	0
050	093	Utility	AMT 7	2023	050 Mid-States Division	AMT	093 1010 GENL Power Operated Equip	V2008 FY	AMT 7		0	-292	-292	0	0	0
050	093	Utility	MACRS 7	2023	050 Mid-States Division	Federal	093 1010 GENL Power Operated Equip	V2008 FY	MACRS 7		0	-1762	-1762	0	0	0
050	093	Utility	AMT 7	2023	050 Mid-States Division	AMT	093 1010 GENL Power Operated Equip	V2008 FY	AMT 7		0	-1762	-1762	0	0	0
050	093	Utility	MACRS 7	2023	050 Mid-States Division	Federal	093 1010 GENL Power Operated Equip	V2008 FY	MACRS 7		0	-291	-291	0	0	0
050	093	Utility	AMT 7	2023	050 Mid-States Division	AMT	093 1010 GENL Power Operated Equip	V2008 FY	AMT 7		0	-291	-291	0	0	0
050	093	Utility	MACRS 39	2023	050 Mid-States Division	Federal	093 1010 GENL Structures	V2008 FY	MACRS 39		1800	1800	781.31	41.58	0	0
050	093	Utility	MACRS 39	2023	050 Mid-States Division	Federal	093 1010 GENL Structures	V2008 FY	MACRS 39 JAN	37622	92.77	44.65	16.77	1.14	0	0
050	093	Utility	MACRS 39	2023	050 Mid-States Division	Federal	093 1010 GENL Structures	V2008 FY	MACRS 39 JAN	37681	23.83	11.46	4.27	0.29	0	0
050	093	Utility	MACRS 39	2023	050 Mid-States Division	Federal	093 1010 GENL Structures	V2008 FY	MACRS 39 JUN	37773	29052.99	13980.08	5122.87	358.45	0	0
050	093	Utility	MACRS 39	2023	050 Mid-States Division	Federal	093 1010 GENL Structures	V2008 FY	MACRS 39 DEC	37865	2872.02	1381.99	524.07	35.43	0	0
050	093	Utility	MACRS 39	2023	050 Mid-States Division	Federal	093 1010 GENL Structures	V2008 FY	MACRS 39 OCT	37895	506.21	243.58	93.48	6.25	0	0
050	093	Utility	MACRS 39	2023	050 Mid-States Division	Federal	093 1010 GENL Structures	V2008 FY	MACRS 39 FEB	37926	186.97	89.97	33.78	2.31	0	0
050	093	Utility	MACRS 39	2023	050 Mid-States Division	Federal	093 1010 GENL Structures	V2008 FY	MACRS 39 JAN	37956	292433.78	140716.84	53067.14	3607.98	0	0
050	093	Utility	MACRS 7	2023	050 Mid-States Division	Federal	093 1010 GENL Tools	V2008 FY	MACRS 7		0	0	0	0	0	0
050	093	Utility	AMT 7	2023	050 Mid-States Division	AMT	093 1010 GENL Tools	V2008 FY	AMT 7		0	0	0	0	0	0
050	093	Utility	MACRS 5	2023	050 Mid-States Division	Federal	093 1010 GENL Transportation	V2008 FY	MACRS 5		0	0	0	0	0	0
050	093	Utility	AMT 5	2023	050 Mid-States Division	AMT	093 1010 GENL Transportation	V2008 FY	AMT 5		0	0	0	0	0	0

050	095	Utility	MACRS 15	2023	050 Mid-States Division	Federal	095 1010 DIST Meas, Reg Sta	V2008 FY	MACRS 15		0	0	0	0	0	0
050	095	Utility	MACRS 7	2023	050 Mid-States Division	Federal	095 1010 STOR Structures	V2008 FY	MACRS 7		1890.88	1890.88	1890.88	0	0	0
050	095	Utility	AMT 7	2023	050 Mid-States Division	AMT	095 1010 STOR Structures	V2008 FY	AMT 7		1890.88	1890.88	1890.88	0	0	0
050	096	Utility	MACRS 15	2023	050 Mid-States Division	Federal	096 1010 DIST Mains	V2008 FY	MACRS 15		175872.89	170346.89	165321.66	5025.23	0	0
050	096	Utility	MACRS 15	2023	050 Mid-States Division	Federal	096 1010 DIST Mains	V2008 FY	MACRS 15		7380.09	15010	14567.19	442.81	0	0
050	096	Utility	MACRS 15	2023	050 Mid-States Division	Federal	096 1010 DIST Mains	V2008 FY	MACRS 15		-295661.83	-268624.02	-260699.62	-7924.4	0	0
050	096	Utility	MACRS 15	2023	050 Mid-States Division	Federal	096 1010 DIST Meas, Reg Sta	V2008 FY	MACRS 15		-113.6	-219.6	-213.15	-6.45	0	0
050	096	Utility	MACRS 15	2023	050 Mid-States Division	Federal	096 1010 DIST Meters & Regs	V2008 FY	MACRS 15		11846.9	11361.29	11026.14	335.15	0	0
050	096	Utility	MACRS 15	2023	050 Mid-States Division	Federal	096 1010 DIST Meters & Regs	V2008 FY	MACRS 15		0	0	0	0	0	0
050	096	Utility	MACRS 15	2023	050 Mid-States Division	Federal	096 1010 DIST Meters & Regs	V2008 FY	MACRS 15		82219.94	79238.72	76901.16	2337.56	0	0
050	096	Utility	MACRS 15	2023	050 Mid-States Division	Federal	096 1010 DIST Services	V2008 FY	MACRS 15		27939.55	214186.52	207867.99	6318.53	0	0
050	096	Utility	MACRS 5	2023	050 Mid-States Division	Federal	096 1010 GENL Computers HW	V2008 FY	MACRS 5		0	-1114	-1114	0	0	0
050	096	Utility	AMT 5	2023	050 Mid-States Division	AMT	096 1010 GENL Computers HW	V2008 FY	AMT 5		0	-1114	-1114	0	0	0
050	096	Utility	MACRS 7	2023	050 Mid-States Division	Federal	096 1010 GENL Misc	V2008 FY	MACRS 7		0	0	0	0	0	0
050	096	Utility	AMT 7	2023	050 Mid-States Division	AMT	096 1010 GENL Misc	V2008 FY	AMT 7		0	0	0	0	0	0
050	096	Utility	MACRS 7	2023	050 Mid-States Division	Federal	096 1010 GENL Office 7	V2008 FY	MACRS 7		0	-316	-316	0	0	0
050	096	Utility	AMT 7	2023	050 Mid-States Division	AMT	096 1010 GENL Office 7	V2008 FY	AMT 7		0	-316	-316	0	0	0
050	096	Utility	MACRS 7	2023	050 Mid-States Division	Federal	096 1010 GENL Power Operated Equip	V2008 FY	MACRS 7		1769.34	1635.34	1635.34	0	0	0
050	096	Utility	AMT 7	2023	050 Mid-States Division	AMT	096 1010 GENL Power Operated Equip	V2008 FY	AMT 7		1769.34	1635.34	1635.34	0	0	0
050	096	Utility	MACRS 39	2023	050 Mid-States Division	Federal	096 1010 GENL Structures	V2008 FY	MACRS 39 MAR	38322	0	-11221	-4183.8	-287.71	0	0
050	096	Utility	MACRS 7	2023	050 Mid-States Division	Federal	096 1010 GENL Tools	V2008 FY	MACRS 7		0	0	0	0	0	0
050	096	Utility	AMT 7	2023	050 Mid-States Division	AMT	096 1010 GENL Tools	V2008 FY	AMT 7		0	0	0	0	0	0
050	009	Utility	MACRS 15	2023	050 Mid-States Division	Federal	009 1010 DIST Mains	V2009 Bonus FY	MACRS 15		3269708.73	567261.62	517002.26	33525.16	0	0
050	009	Utility	MACRS 15	2023	050 Mid-States Division	State No E	009 1010 DIST Mains	V2009 Bonus FY	MACRS 15		3269708.73	1134523.24	1034004.46	67050.32	0	0
050	009	Utility	MACRS 15	2023	050 Mid-States Division	Federal	009 1010 DIST Mains	V2009 Bonus FY	MACRS 15		0	0	0	0	0	0
050	009	Utility	MACRS 15	2023	050 Mid-States Division	State No E	009 1010 DIST Mains	V2009 Bonus FY	MACRS 15		0	0	0	0	0	0
050	009	Utility	MACRS 15	2023	050 Mid-States Division	Federal	009 1010 DIST Mains	V2009 Bonus FY	MACRS 15		0	0	0	0	0	0
050	009	Utility	MACRS 15	2023	050 Mid-States Division	State No E	009 1010 DIST Mains	V2009 Bonus FY	MACRS 15		0	0	0	0	0	0
050	009	Utility	MACRS 15	2023	050 Mid-States Division	Federal	009 1010 DIST Mains	V2009 Bonus FY	MACRS 15		0	0	0	0	0	0
050	009	Utility	MACRS 15	2023	050 Mid-States Division	State No E	009 1010 DIST Mains	V2009 Bonus FY	MACRS 15		0	0	0	0	0	0
050	009	Utility	MACRS 15	2023	050 Mid-States Division	Federal	009 1010 DIST Mains	V2009 Bonus FY	MACRS 15		1690980.14	447582.5	407926.72	26452.13	0	0
050	009	Utility	MACRS 15	2023	050 Mid-States Division	State No E	009 1010 DIST Mains	V2009 Bonus FY	MACRS 15		1690980.14	895165	815853.38	52904.25	0	0
050	009	Utility	MACRS 15	2023	050 Mid-States Division	Federal	009 1010 DIST Mains	V2009 Bonus FY	MACRS 15		0	0	0	0	0	0
050	009	Utility	MACRS 15	2023	050 Mid-States Division	State No E	009 1010 DIST Mains	V2009 Bonus FY	MACRS 15		0	0	0	0	0	0
050	009	Utility	MACRS 15	2023	050 Mid-States Division	Federal	009 1010 DIST Mains	V2009 Bonus FY	MACRS 15		0	0	0	0	0	0
050	009	Utility	MACRS 15	2023	050 Mid-States Division	State No E	009 1010 DIST Mains	V2009 Bonus FY	MACRS 15		0	0	0	0	0	0
050	009	Utility	MACRS 15	2023	050 Mid-States Division	Federal	009 1010 DIST Mains	V2009 Bonus FY	MACRS 15		0	0	0	0	0	0
050	009	Utility	MACRS 15	2023	050 Mid-States Division	State No E	009 1010 DIST Mains	V2009 Bonus FY	MACRS 15		0	0	0	0	0	0
050	009	Utility	MACRS 15	2023	050 Mid-States Division	Federal	009 1010 DIST Mains	V2009 Bonus FY	MACRS 15		0	0	0	0	0	0
050	009	Utility	MACRS 15	2023	050 Mid-States Division	State No E	009 1010 DIST Mains	V2009 Bonus FY	MACRS 15		0	0	0	0	0	0
050	009	Utility	MACRS 15	2023	050 Mid-States Division	Federal	009 1010 DIST Mains	V2009 Bonus FY	MACRS 15		621727.39	80264.25	73152.84	4743.62	0	0
050	009	Utility	MACRS 15	2023	050 Mid-States Division	State No E	009 1010 DIST Mains	V2009 Bonus FY	MACRS 15		621727.39	160528.49	146305.64	9487.23	0	0
050	009	Utility	MACRS 15	2023	050 Mid-States Division	Federal	009 1010 DIST Mains	V2009 Bonus FY	MACRS 15		0	-52	-47.39	-3.07	0	0
050	009	Utility	MACRS 15	2023	050 Mid-States Division	State No E	009 1010 DIST Mains	V2009 Bonus FY	MACRS 15		0	-104	-94.82	-6.15	0	0
050	009	Utility	MACRS 15	2023	050 Mid-States Division	Federal	009 1010 DIST Meas, Reg Sta	V2009 Bonus FY	MACRS 15		0	0	0	0	0	0
050	009	Utility	MACRS 15	2023	050 Mid-States Division	State No E	009 1010 DIST Meas, Reg Sta	V2009 Bonus FY	MACRS 15		0	0	0	0	0	0
050	009	Utility	MACRS 15	2023	050 Mid-States Division	Federal	009 1010 DIST Meas, Reg Sta	V2009 Bonus FY	MACRS 15		0	0	0	0	0	0
050	009	Utility	MACRS 15	2023	050 Mid-States Division	State No E	009 1010 DIST Meas, Reg Sta	V2009 Bonus FY	MACRS 15		0	0	0	0	0	0
050	009	Utility	MACRS 15	2023	050 Mid-States Division	Federal	009 1010 DIST Meas, Reg Sta	V2009 Bonus FY	MACRS 15		32399.35	19688	17943.63	1163.56	0	0
050	009	Utility	MACRS 15	2023	050 Mid-States Division	State No E	009 1010 DIST Meas, Reg Sta	V2009 Bonus FY	MACRS 15		32399.35	39376	35887.26	2327.12	0	0
050	009	Utility	MACRS 15	2023	050 Mid-States Division	Federal	009 1010 DIST Meas, Reg Sta	V2009 Bonus FY	MACRS 15		0	6307.5	5748.64	372.77	0	0
050	009	Utility	MACRS 15	2023	050 Mid-States Division	State No E	009 1010 DIST Meas, Reg Sta	V2009 Bonus FY	MACRS 15		0	12615	11497.33	745.55	0	0
050	009	Utility	MACRS 15	2023	050 Mid-States Division	Federal	009 1010 DIST Meas, Reg Sta	V2009 Bonus FY	MACRS 15		225005.72	38639	35215.55	2283.56	0	0
050	009	Utility	MACRS 15	2023	050 Mid-States Division	State No E	009 1010 DIST Meas, Reg Sta	V2009 Bonus FY	MACRS 15		225005.72	77278	70431.17	4567.13	0	0
050	009	Utility	MACRS 15	2023	050 Mid-States Division	Federal	009 1010 DIST Meas, Reg Sta	V2009 Bonus FY	MACRS 15		0	2038	1857.44	120.45	0	0
050	009	Utility	MACRS 15	2023	050 Mid-States Division	State No E	009 1010 DIST Meas, Reg Sta	V2009 Bonus FY	MACRS 15		0	4076	3714.84	240.89	0	0
050	009	Utility	MACRS 15	2023	050 Mid-States Division	Federal	009 1010 DIST Meas, Reg Sta (Ind)	V2009 Bonus FY	MACRS 15		69309	31032.5	28283.03	1834.02	0	0
050	009	Utility	MACRS 15	2023	050 Mid-States Division	State No E	009 1010 DIST Meas, Reg Sta (Ind)	V2009 Bonus FY	MACRS 15		69309	62065	56566.04	3668.04	0	0
050	009	Utility	MACRS 15	2023	050 Mid-States Division	Federal	009 1010 DIST Meters & Regs	V2009 Bonus FY	MACRS 15		0	-839442	-765067.44	-49611.02	0	0
050	009	Utility	MACRS 15	2023	050 Mid-States Division	State No E	009 1010 DIST Meters & Regs	V2009 Bonus FY	MACRS 15		0	-1678884	-1530134.88	-99222.04	0	0
050	009	Utility	MACRS 15	2023	050 Mid-States Division	Federal	009 1010 DIST Meters & Regs	V2009 Bonus FY	MACRS 15		0	-50746.5	-46250.36	-2999.12	0	0
050	009	Utility	MACRS 15	2023	050 Mid-States Division	State No E	009 1010 DIST Meters & Regs	V2009 Bonus FY	MACRS 15		0	-101493	-92500.74	-5998.24	0	0
050	009	Utility	MACRS 15	2023	050 Mid-States Division	Federal	009 1010 DIST Meters & Regs	V2009 Bonus FY	MACRS 15		823249.61	149992.5	136703.19	8864.56	0	0
050	009	Utility	MACRS 15	2023	050 Mid-States Division	State No E	009 1010 DIST Meters & Regs	V2009 Bonus FY	MACRS 15		823249.61	299985	273406.33	17729.11	0	0
050	009	Utility	MACRS 15	2023	050 Mid-States Division	Federal	009 1010 DIST Meters & Regs	V2009 Bonus FY	MACRS 15		0	0	0	0	0	0
050	009	Utility	MACRS 15	2023	050 Mid-States Division	State No E	009 1010 DIST Meters & Regs	V2009 Bonus FY	MACRS 15		0	0	0	0	0	0
050	009	Utility	MACRS 15	2023	050 Mid-States Division	Federal	009 1010 DIST Meters & Regs	V2009 Bonus FY	MACRS 15		0	0	0	0	0	0
050	009	Utility	MACRS 15	2023	050 Mid-States Division	State No E	009 1010 DIST Meters & Regs	V2009 Bonus FY	MACRS 15		0	0	0	0	0	0
050	009	Utility	MACRS 15	2023	050 Mid-States Division	Federal	009 1010 DIST Meters & Regs	V2009 Bonus FY	MACRS 15		0	0	0	0	0	0
050	009	Utility	MACRS 15	2023	050 Mid-States Division	State No E	009 1010 DIST Meters & Regs	V2009 Bonus FY	MACRS 15		0	0	0	0	0	0
050	009	Utility	MACRS 15	2023	050 Mid-States Division	Federal	009 1010 DIST Meters & Regs	V2009 Bonus FY	MACRS 15		0	0	0	0	0	0
050	009	Utility	MACRS 15	2023	050 Mid-States Division	State No E	009 1010 DIST Meters & Regs	V2009 Bonus FY	MACRS 15		0	0	0	0	0	0
050	009	Utility	MACRS 15	2023	050 Mid-States Division	Federal	009 1010 DIST Meters & Regs	V2009 Bonus FY	MACRS 15		2550083.56	1381150	1258780.13	81625.96	0	0
050	009	Utility	MACRS 15	2023	050 Mid-States Division	State No E	009 1010 DIST Meters & Regs	V2009 Bonus FY	MACRS 15		2550083.56	2762300	2517560.22	163251.93	0	0
050	009	Utility	MACRS 15	2023	050 Mid-States Division	Federal	009 1010 DIST Meters & Regs	V2009 Bonus FY	MACRS 15		0	0	0	0	0	0
050	009	Utility	MACRS 15	2023	050 Mid-States Division	State No E	009 1010 DIST Meters & Regs	V2009 Bonus FY	MACRS 15		0	0	0	0	0	0
050	009	Utility	MACRS 15	2023	050 Mid-States Division	Federal	009 1010 DIST Meters & Regs	V2009 Bonus FY	MACRS 15		162757.37	81501.5	74280.48	4816.74	0	0
050	009	Utility	MACRS 15	2023	050 Mid-States Division	State No E	009 1010 DIST Meters & Regs	V2009 Bonus FY	MACRS 15		162757.37	163003	148560.97	9633.48	0	0
050	009	Utility	MACRS 15	2023	050 Mid-States Division	Federal	009 1010 DIST Services	V2009 Bonus FY	MACRS 15		2504446.75	734596.5	669511.23	43414.65	0	0
050	009	Utility	MACRS 15	2023	050 Mid-States Division	State No E	009 1010 DIST Services	V2009 Bonus FY	MACRS 15		2504446.75	1469193	1339022.51	86829.31	0	0
050	009	Utility	MACRS 15	2023	050 Mid-States Division	Federal	009 1010 DIST Services	V2009 Bonus FY	MACRS 15		0	0	0	0	0	0
050	009	Utility	MACRS 15	2023	050 Mid-States Division	State No E	009 1010 DIST Services	V2009 Bonus FY	MACRS 15		0	0	0	0	0	0
050	009	Utility	MACRS 15	2023	050 Mid-States Division	Federal	009 1010 DIST Services	V2009 Bonus FY	MACRS 15		0	0	0	0	0	0
050	009	Utility	MACRS 15	2023	050 Mid-States Division	State No E	009 1010 DIST Services	V2009 Bonus FY	MACRS 15		0	0	0	0	0	0
050	009	Utility	MACRS 15	2023	050 Mid-States Division	Federal	009 1010 DIST Services	V2009 Bonus FY	MACRS 15		0	0	0	0	0	0
050	009	Utility	MACRS 15	2023	050 Mid-States Division	State No E	009 1010 DIST Services	V2009 Bonus FY	MACRS 15		0	0	0	0	0	0
050	009	Utility	MACRS 15	2023	050 Mid-States Division	Federal	009 1010 DIST Services	V2009 Bonus FY	MACRS 15		0	0	0	0	0	0
050	009	Utility	MACRS 15	2023	050 Mid-States Division	State No E	009 1010 DIST Services	V2009 Bonus FY	MACRS 15		0	0	0	0	0	0
050	009	Utility	MACRS 5	2023	050 Mid-States Division	Federal	009 1010 GENL Communication	V2009 Bonus FY	MACRS 5		15877	8111	8111	0	0	0
050	009	Utility	MACRS 5	2023	050 Mid-States Division	State No E	009 1010 GENL Communication	V2009 Bonus FY	MACRS 5		15877	16222	16222	0	0	0

050	009	Utility	MACRS 5	2023	050	Mid-States Division	Federal	009	1010	GENL Computers HW	V2009 Bonus FY	MACRS 5	0	0	0	0	0	0
050	009	Utility	MACRS 5	2023	050	Mid-States Division	State No E	009	1010	GENL Computers HW	V2009 Bonus FY	MACRS 5	0	0.01	0.01	0	0	0
050	009	Utility	MACRS 5	2023	050	Mid-States Division	Federal	009	1010	GENL Computers HW	V2009 Bonus FY	MACRS 5	0	-0.01	-0.01	0	0	0
050	009	Utility	MACRS 5	2023	050	Mid-States Division	State No E	009	1010	GENL Computers HW	V2009 Bonus FY	MACRS 5	0	0	0	0	0	0
050	009	Utility	MACRS 7	2023	050	Mid-States Division	Federal	009	1010	GENL Equipment	V2009 Bonus FY	MACRS 7	0	-29	-29	0	0	0
050	009	Utility	MACRS 7	2023	050	Mid-States Division	State No E	009	1010	GENL Equipment	V2009 Bonus FY	MACRS 7	0	-58	-58	0	0	0
050	009	Utility	MACRS 7	2023	050	Mid-States Division	Federal	009	1010	GENL Misc	V2009 Bonus FY	MACRS 7	108516.91	27936.33	27936.33	0	0	0
050	009	Utility	MACRS 7	2023	050	Mid-States Division	State No E	009	1010	GENL Misc	V2009 Bonus FY	MACRS 7	108516.91	55872.66	55872.66	0	0	0
050	009	Utility	MACRS 15	2023	050	Mid-States Division	Federal	009	1010	GENL Office 7	V2009 Bonus FY	MACRS 15	622503.4	308901.84	281533.14	18256.1	0	0
050	009	Utility	MACRS 15	2023	050	Mid-States Division	State No E	009	1010	GENL Office 7	V2009 Bonus FY	MACRS 15	622503.4	617803.66	563066.3	36512.2	0	0
050	009	Utility	MACRS 7	2023	050	Mid-States Division	Federal	009	1010	GENL Tools	V2009 Bonus FY	MACRS 7	0	54993.7	54993.7	0	0	0
050	009	Utility	MACRS 7	2023	050	Mid-States Division	State No E	009	1010	GENL Tools	V2009 Bonus FY	MACRS 7	0	109987.4	109987.4	0	0	0
050	009	Utility	MACRS 15	2023	050	Mid-States Division	Federal	009	1010	STOR Equipment	V2009 Bonus FY	MACRS 15	41572.25	13504	12307.58	798.09	0	0
050	009	Utility	MACRS 15	2023	050	Mid-States Division	State No E	009	1010	STOR Equipment	V2009 Bonus FY	MACRS 15	41572.25	27007.99	24615.07	1596.17	0	0
050	009	Utility	MACRS 7	2023	050	Mid-States Division	Federal	009	1010	STOR Wells	V2009 Bonus FY	MACRS 7	330096.49	147464.98	147464.98	0	0	0
050	009	Utility	MACRS 7	2023	050	Mid-States Division	State No E	009	1010	STOR Wells	V2009 Bonus FY	MACRS 7	330096.49	294929.96	294929.96	0	0	0
050	009	Utility	MACRS 15	2023	050	Mid-States Division	Federal	009	1010	TRAN Mains	V2009 Bonus FY	MACRS 15	2711918	1208740.5	1101646.09	71436.56	0	0
050	009	Utility	MACRS 15	2023	050	Mid-States Division	State No E	009	1010	TRAN Mains	V2009 Bonus FY	MACRS 15	2711918	2417481	2203292.2	142873.13	0	0
050	009	Utility	MACRS 15	2023	050	Mid-States Division	Federal	009	1010	TRAN Meas, Reg Sta Equip	V2009 Bonus FY	MACRS 15	0	1048.5	955.61	61.97	0	0
050	009	Utility	MACRS 15	2023	050	Mid-States Division	State No E	009	1010	TRAN Meas, Reg Sta Equip	V2009 Bonus FY	MACRS 15	0	2097	1911.17	123.93	0	0
050	091	Utility	MACRS 5	2023	050	Mid-States Division	Federal	091	1010	GENL Computers HW	V2009 Bonus FY	MACRS 5	30041.91	13835.09	13835.09	0	0	0
050	091	Utility	MACRS 5	2023	050	Mid-States Division	State No E	091	1010	GENL Computers HW	V2009 Bonus FY	MACRS 5	30041.91	27670.16	27670.16	0	0	0
050	091	Utility	MACRS 5	2023	050	Mid-States Division	Federal	091	1010	GENL Computers HW	V2009 Bonus FY	MACRS 5	0	-21.5	-21.5	0	0	0
050	091	Utility	MACRS 5	2023	050	Mid-States Division	State No E	091	1010	GENL Computers HW	V2009 Bonus FY	MACRS 5	0	-43	-43	0	0	0
050	091	Utility	MACRS 5	2023	050	Mid-States Division	Federal	091	1010	GENL Computers HW	V2009 Bonus FY	MACRS 5	0	-38	-38	0	0	0
050	091	Utility	MACRS 5	2023	050	Mid-States Division	State No E	091	1010	GENL Computers HW	V2009 Bonus FY	MACRS 5	0	-76	-76	0	0	0
050	091	Utility	SL 3	2023	050	Mid-States Division	Federal	091	1010	GENL Computers SW	V2009 Bonus FY	SL 3	785	357.5	357.5	0	0	0
050	091	Utility	SL 3	2023	050	Mid-States Division	State No E	091	1010	GENL Computers SW	V2009 Bonus FY	SL 3	785	715	715	0	0	0
050	091	Utility	SL 3	2023	050	Mid-States Division	Federal	091	1010	GENL Computers SW	V2009 Bonus FY	SL 3	0	6	6	0	0	0
050	091	Utility	SL 3	2023	050	Mid-States Division	State No E	091	1010	GENL Computers SW	V2009 Bonus FY	SL 3	0	12	12	0	0	0
050	091	Utility	MACRS 7	2023	050	Mid-States Division	Federal	091	1010	GENL Misc	V2009 Bonus FY	MACRS 7	0	0	0	0	0	0
050	091	Utility	MACRS 7	2023	050	Mid-States Division	State No E	091	1010	GENL Misc	V2009 Bonus FY	MACRS 7	0	0	0	0	0	0
050	091	Utility	MACRS 5	2023	050	Mid-States Division	Federal	091	1010	GENL Misc	V2009 Bonus FY	MACRS 5	0	45.5	45.5	0	0	0
050	091	Utility	MACRS 5	2023	050	Mid-States Division	State No E	091	1010	GENL Misc	V2009 Bonus FY	MACRS 5	0	91	91	0	0	0
050	093	Utility	MACRS 15	2023	050	Mid-States Division	Federal	093	1010	DIST Mains	V2009 Bonus FY	MACRS 15	344069.59	90606.05	82578.38	5354.82	0	0
050	093	Utility	MACRS 15	2023	050	Mid-States Division	State No E	093	1010	DIST Mains	V2009 Bonus FY	MACRS 15	344069.59	181212.1	165156.71	10709.64	0	0
050	093	Utility	MACRS 15	2023	050	Mid-States Division	Federal	093	1010	DIST Mains	V2009 Bonus FY	MACRS 15	12096.21	-84439.89	-76958.51	-4990.4	0	0
050	093	Utility	MACRS 15	2023	050	Mid-States Division	State No E	093	1010	DIST Mains	V2009 Bonus FY	MACRS 15	12096.21	-168879.79	-153917.06	-9980.8	0	0
050	093	Utility	MACRS 15	2023	050	Mid-States Division	Federal	093	1010	DIST Mains	V2009 Bonus FY	MACRS 15	172.04	-1200.82	-1094.44	-70.97	0	0
050	093	Utility	MACRS 15	2023	050	Mid-States Division	State No E	093	1010	DIST Mains	V2009 Bonus FY	MACRS 15	172.04	-2401.63	-2188.87	-141.94	0	0
050	093	Utility	MACRS 15	2023	050	Mid-States Division	Federal	093	1010	DIST Mains	V2009 Bonus FY	MACRS 15	15160.56	-105831.29	-96454.66	-6254.63	0	0
050	093	Utility	MACRS 15	2023	050	Mid-States Division	State No E	093	1010	DIST Mains	V2009 Bonus FY	MACRS 15	15160.56	-211662.58	-192909.28	-12509.26	0	0
050	093	Utility	MACRS 15	2023	050	Mid-States Division	Federal	093	1010	DIST Mains	V2009 Bonus FY	MACRS 15	1449645.54	381744.45	347921.9	22561.1	0	0
050	093	Utility	MACRS 15	2023	050	Mid-States Division	State No E	093	1010	DIST Mains	V2009 Bonus FY	MACRS 15	1449645.54	763488.9	695843.8	45122.19	0	0
050	093	Utility	MACRS 15	2023	050	Mid-States Division	Federal	093	1010	DIST Mains	V2009 Bonus FY	MACRS 15	5758398.63	1795035.5	1635995.34	106086.6	0	0
050	093	Utility	MACRS 15	2023	050	Mid-States Division	State No E	093	1010	DIST Mains	V2009 Bonus FY	MACRS 15	5758398.63	3590071	3271990.73	212173.2	0	0
050	093	Utility	MACRS 15	2023	050	Mid-States Division	Federal	093	1010	DIST Meas, Reg Sta	V2009 Bonus FY	MACRS 15	349944	162498.5	148101.13	9603.66	0	0
050	093	Utility	MACRS 15	2023	050	Mid-States Division	State No E	093	1010	DIST Meas, Reg Sta	V2009 Bonus FY	MACRS 15	349944	324997	296202.24	19207.32	0	0
050	093	Utility	MACRS 15	2023	050	Mid-States Division	Federal	093	1010	DIST Meas, Reg Sta	V2009 Bonus FY	MACRS 15	140228	65646.5	59830.22	3879.71	0	0
050	093	Utility	MACRS 15	2023	050	Mid-States Division	State No E	093	1010	DIST Meas, Reg Sta	V2009 Bonus FY	MACRS 15	140228	131293	119660.46	7759.42	0	0
050	093	Utility	MACRS 15	2023	050	Mid-States Division	Federal	093	1010	DIST Meters & Regs	V2009 Bonus FY	MACRS 15	1055169.14	264448	241017.91	15628.88	0	0
050	093	Utility	MACRS 15	2023	050	Mid-States Division	State No E	093	1010	DIST Meters & Regs	V2009 Bonus FY	MACRS 15	1055169.14	528896	482035.78	31257.75	0	0
050	093	Utility	MACRS 15	2023	050	Mid-States Division	Federal	093	1010	DIST Meters & Regs	V2009 Bonus FY	MACRS 15	1393994.78	465283	424058.96	27498.23	0	0
050	093	Utility	MACRS 15	2023	050	Mid-States Division	State No E	093	1010	DIST Meters & Regs	V2009 Bonus FY	MACRS 15	1393994.78	930566	848117.82	54996.45	0	0
050	093	Utility	MACRS 15	2023	050	Mid-States Division	Federal	093	1010	DIST Meters & Regs	V2009 Bonus FY	MACRS 15	216178.29	57878	52750.01	3420.59	0	0
050	093	Utility	MACRS 15	2023	050	Mid-States Division	State No E	093	1010	DIST Meters & Regs	V2009 Bonus FY	MACRS 15	216178.29	115756	105500	6841.18	0	0
050	093	Utility	MACRS 15	2023	050	Mid-States Division	Federal	093	1010	DIST Services	V2009 Bonus FY	MACRS 15	3553172.57	1716200.5	1564145.14	101427.45	0	0
050	093	Utility	MACRS 15	2023	050	Mid-States Division	State No E	093	1010	DIST Services	V2009 Bonus FY	MACRS 15	3553172.57	3432401	3128290.29	202854.9	0	0
050	093	Utility	MACRS 5	2023	050	Mid-States Division	Federal	093	1010	GENL Communication	V2009 Bonus FY	MACRS 5	0	1473.65	1473.65	0	0	0
050	093	Utility	MACRS 5	2023	050	Mid-States Division	State No E	093	1010	GENL Communication	V2009 Bonus FY	MACRS 5	0	2947.29	2947.29	0	0	0
050	093	Utility	MACRS 5	2023	050	Mid-States Division	Federal	093	1010	GENL Computers HW	V2009 Bonus FY	MACRS 5	-0.01	0	0	0	0	0
050	093	Utility	MACRS 5	2023	050	Mid-States Division	State No E	093	1010	GENL Computers HW	V2009 Bonus FY	MACRS 5	-0.01	-0.01	-0.01	0	0	0
050	093	Utility	MACRS 5	2023	050	Mid-States Division	Federal	093	1010	GENL Computers HW	V2009 Bonus FY	MACRS 5	0.8	0.38	0.38	0	0	0
050	093	Utility	MACRS 5	2023	050	Mid-States Division	State No E	093	1010	GENL Computers HW	V2009 Bonus FY	MACRS 5	0.8	0.76	0.76	0	0	0
050	093	Utility	MACRS 7	2023	050	Mid-States Division	Federal	093	1010	GENL Misc	V2009 Bonus FY	MACRS 7	250819.86	154773.2	154773.2	0	0	0
050	093	Utility	MACRS 7	2023	050	Mid-States Division	State No E	093	1010	GENL Misc	V2009 Bonus FY	MACRS 7	250819.86	309546.38	309546.38	0	0	0
050	093	Utility	MACRS 7	2023	050	Mid-States Division	Federal	093	1010	GENL Office 7	V2009 Bonus FY	MACRS 7	-0.47	-0.09	-0.09	0	0	0
050	093	Utility	MACRS 7	2023	050	Mid-States Division	State No E	093	1010	GENL Office 7	V2009 Bonus FY	MACRS 7	-0.47	-0.19	-0.19	0	0	0
050	093	Utility	MACRS 7	2023	050	Mid-States Division	Federal	093	1010	GENL Power Operated Equip	V2009 Bonus FY	MACRS 7	68.89	34.45	34.45	0	0	0
050	093	Utility	MACRS 7	2023	050	Mid-States Division	State No E	093	1010	GENL Power Operated Equip	V2009 Bonus FY	MACRS 7	68.89	68.89	68.89	0	0	0
050	093	Utility	MACRS 7	2023	050	Mid-States Division	Federal	093	1010	GENL Power Operated Equip	V2009 Bonus FY	MACRS 7	200585.43	94408.25	94408.25	0	0	0
050	093	Utility	MACRS 7	2023	050	Mid-States Division	State No E	093	1010	GENL Power Operated Equip	V2009 Bonus FY	MACRS 7	200585.43	188816.49	188816.49	0	0	0
050	093	Utility	MACRS 7	2023	050	Mid-States Division	Federal	093	1010	GENL Power Operated Equip	V2009 Bonus FY	MACRS 7	44655.65	21376.82	21376.82	0	0	0
050	093	Utility	MACRS 7	2023	050	Mid-States Division	State No E	093	1010	GENL Power Operated Equip	V2009 Bonus FY	MACRS 7	44655.65	42753.61	42753.61	0	0	0
050	093	Utility	MACRS 7	2023	050	Mid-States Division	Federal	093	1010	GENL Tools	V2009 Bonus FY	MACRS 7	63165.39	29806.11	29806.11	0	0	0
050	093	Utility	MACRS 7	2023	050	Mid-States Division	State No E	093	1010	GENL Tools	V2009 Bonus FY	MACRS 7	63165.39	59612.19	59612.19	0	0	0
050	096	Utility	MACRS 15	2023	050	Mid-States Division	Federal	096	1010	DIST Mains	V2009 Bonus FY	MACRS 15	0	0	0	0	0	0
050	096	Utility	MACRS 15	2023	050	Mid-States Division	State No E	096	1010	DIST Mains	V2009 Bonus FY	MACRS 15	0	0	0	0	0	0
050	096	Utility	MACRS 15	2023	050	Mid-States Division	Federal	096	1010	DIST Mains	V2009 Bonus FY	MACRS 15	248265.57	7296.84	6650.31	431.24	0	0
050	096	Utility	MACRS 15	2023	050	Mid-States Division	State No E	096	1010	DIST Mains	V2009 Bonus FY	MACRS 15	248265.57	14593.68	13300.71	862.49	0	0
050	096	Utility	MACRS 15	2023	050	Mid-States Division	Federal	096	1010	DIST Mains	V2009 Bonus FY	MACRS 15	663598.07	308942.5	281570.21	18258.5	0	0
050	096	Utility	MACRS 15	2023	050	Mid-States Division	State No E	096	1010	DIST Mains	V2009 Bonus FY	MACRS 15	663598.07	617885	563140.39	36517	0	0
050	096	Utility	MACRS 15	2023	050	Mid-States Division	Federal	096	1010	DIST Mains	V2009 Bonus FY	MACRS 15	10246.52	301.16	274.49	17.8	0	0
050	096	Utility	MACRS 15	2023	050	Mid-States Division	State No E	096	1010	DIST Mains	V2009 Bonus FY	MACRS 15	10246.52	602.32	548.97	35.6	0	0
050	096	Utility	MACRS 15	2023	050	Mid-States Division	Federal	096	1010	DIST Mains	V2009 Bonus FY	MACRS 15	16692.22	-5650.74	-5150.07	-333.96	0	0
050	096	Utility	MACRS 15	2023	050	Mid-States Division	State No E	096	1010	DIST Mains	V2009 Bonus FY	MACRS 15	16692.22	-11301.48	-10300.18	-667.92	0	0
050	096	Utility	MACRS 15	2023	050	Mid-States Division	Federal	096	1010	DIST Mains	V2009 Bonus FY	MACRS 15	105.7	-35.78	-32.59	-2.11	0	0
050	096	Utility	MACRS 15	2023	050	Mid-States Division	State No E	096	1010	DIST Mains	V2009 Bonus FY	MACRS 15	105.7	-71.57	-65.22	-4.23	0	0
050	096	Utility	MACRS 15	2023	050	Mid-States Division	Federal	096	1010	DIST Mains	V2009 Bonus FY	MACRS 15	15084.48	-5106.48	-4654.02	-301.79	0	0
050	096	Utility	MACRS 15	2023	050	Mid-States Division	State No E	096	1010	DIST Mains	V2009 Bonus FY	MACRS 15	15084.48	-10212.96	-9308.08	-603.59	0	0
050	096	Utility	MACRS 15	2023	050	Mid-States Division	Federal	096	1010	DIST Meas, Reg Sta	V2009 Bonus FY	MACRS 15	17321	8207	7479.84	485.03	0	0
050	096	Utility	MACRS 15	2023	050	Mid-States Division	State No E	096	1010	DIST Meas, Reg Sta	V2009 Bonus FY	MACRS 15	17321	16414	14959.75	970.07	0	0

050	096	Utility	MACRS 15	2023	050	Mid-States Division	Federal	096	1010	DIST Meas, Reg Sta	V2009 Bonus FY	MACRS 15		12559	5563	5070.12	328.77	0	0
050	096	Utility	MACRS 15	2023	050	Mid-States Division	State No E	096	1010	DIST Meas, Reg Sta	V2009 Bonus FY	MACRS 15		12559	11126	10140.22	657.55	0	0
050	096	Utility	MACRS 15	2023	050	Mid-States Division	Federal	096	1010	DIST Meters & Regs	V2009 Bonus FY	MACRS 15		311565.8	143451.5	130741.7	8477.98	0	0
050	096	Utility	MACRS 15	2023	050	Mid-States Division	State No E	096	1010	DIST Meters & Regs	V2009 Bonus FY	MACRS 15		311565.8	286903	261483.42	16955.97	0	0
050	096	Utility	MACRS 15	2023	050	Mid-States Division	Federal	096	1010	DIST Meters & Regs	V2009 Bonus FY	MACRS 15		370485	183005	166790.79	10815.6	0	0
050	096	Utility	MACRS 15	2023	050	Mid-States Division	State No E	096	1010	DIST Meters & Regs	V2009 Bonus FY	MACRS 15		370485	366010	333581.51	21631.19	0	0
050	096	Utility	MACRS 15	2023	050	Mid-States Division	Federal	096	1010	DIST Meters & Regs	V2009 Bonus FY	MACRS 15		12994.48	27059.5	24662.04	1599.22	0	0
050	096	Utility	MACRS 15	2023	050	Mid-States Division	State No E	096	1010	DIST Meters & Regs	V2009 Bonus FY	MACRS 15		12994.48	54119	49324.04	3198.43	0	0
050	096	Utility	MACRS 15	2023	050	Mid-States Division	Federal	096	1010	DIST Services	V2009 Bonus FY	MACRS 15		595266.93	186385.5	169871.71	11015.38	0	0
050	096	Utility	MACRS 15	2023	050	Mid-States Division	State No E	096	1010	DIST Services	V2009 Bonus FY	MACRS 15		595266.93	372771	339743.5	22030.77	0	0
050	096	Utility	MACRS 5	2023	050	Mid-States Division	Federal	096	1010	GENL Computers HW	V2009 Bonus FY	MACRS 5		0	0	0	0	0	0
050	096	Utility	MACRS 5	2023	050	Mid-States Division	State No E	096	1010	GENL Computers HW	V2009 Bonus FY	MACRS 5		0	-0.01	-0.01	0	0	0
050	096	Utility	MACRS 7	2023	050	Mid-States Division	Federal	096	1010	GENL Misc	V2009 Bonus FY	MACRS 7		0	0	0	0	0	0
050	096	Utility	MACRS 7	2023	050	Mid-States Division	State No E	096	1010	GENL Misc	V2009 Bonus FY	MACRS 7		0	0	0	0	0	0
050	096	Utility	MACRS 7	2023	050	Mid-States Division	Federal	096	1010	GENL Office 7	V2009 Bonus FY	MACRS 7		10931.72	10462.44	10462.44	0	0	0
050	096	Utility	MACRS 7	2023	050	Mid-States Division	State No E	096	1010	GENL Office 7	V2009 Bonus FY	MACRS 7		10931.72	20924.88	20924.88	0	0	0
050	096	Utility	MACRS 7	2023	050	Mid-States Division	Federal	096	1010	GENL Power Operated Equip	V2009 Bonus FY	MACRS 7		-13244	-6328.5	-6328.5	0	0	0
050	096	Utility	MACRS 7	2023	050	Mid-States Division	State No E	096	1010	GENL Power Operated Equip	V2009 Bonus FY	MACRS 7		-13244	-12657	-12657	0	0	0
050	096	Utility	MACRS 7	2023	050	Mid-States Division	Federal	096	1010	GENL Tools	V2009 Bonus FY	MACRS 7		0	-0.02	-0.02	0	0	0
050	096	Utility	MACRS 7	2023	050	Mid-States Division	State No E	096	1010	GENL Tools	V2009 Bonus FY	MACRS 7		0	-0.01	-0.01	0	0	0
050	009	Utility	NONE	2023	050	Mid-States Division	Federal	009	1010	DIST Land, Land Rights	V2009 FY	NONE		1739.96	2370.83	0	0	0	0
050	009	Utility	NONE	2023	050	Mid-States Division	Federal	009	1010	DIST Land, Land Rights	V2009 FY	NONE		0	0	0	0	0	0
050	009	Utility	MACRS 39	2023	050	Mid-States Division	Federal	009	1010	GENL Structures	V2009 FY	MACRS 39 JUL	37712	0	-0.31	-0.13	-0.01	0	0
050	009	Utility	MACRS 39	2023	050	Mid-States Division	Federal	009	1010	GENL Structures	V2009 FY	MACRS 39 AUG	37742	0	0	0	0	0	0
050	009	Utility	MACRS 39	2023	050	Mid-States Division	Federal	009	1010	GENL Structures	V2009 FY	MACRS 39 SEP	38139	32462.51	-8631.66	-2886.37	-221.32	0	0
050	009	Utility	MACRS 39	2023	050	Mid-States Division	Federal	009	1010	GENL Structures	V2009 FY	MACRS 39 SEP	37773	0	-0.32	-0.12	-0.01	0	0
050	009	Utility	MACRS 39	2023	050	Mid-States Division	Federal	009	1010	GENL Structures	V2009 FY	MACRS 39 DEC	37865	0	0.56	0.14	0.01	0	0
050	009	Utility	MACRS 39	2023	050	Mid-States Division	Federal	009	1010	GENL Structures	V2009 FY	MACRS 39 DEC	37865	0	0	0	0	0	0
050	009	Utility	MACRS 39	2023	050	Mid-States Division	Federal	009	1010	GENL Structures	V2009 FY	MACRS 39 JAN	37895	0	0.1	0.01	0	0	0
050	009	Utility	MACRS 39	2023	050	Mid-States Division	Federal	009	1010	GENL Structures	V2009 FY	MACRS 39 FEB	37926	0	0.03	0	0	0	0
050	009	Utility	MACRS 39	2023	050	Mid-States Division	Federal	009	1010	GENL Structures	V2009 FY	MACRS 39 FEB	37926	0	-0.06	-0.01	0	0	0
050	009	Utility	MACRS 39	2023	050	Mid-States Division	Federal	009	1010	GENL Structures	V2009 FY	MACRS 39 FEB	38292	5136.38	-1361.81	-475.78	-34.92	0	0
050	009	Utility	MACRS 39	2023	050	Mid-States Division	Federal	009	1010	GENL Structures	V2009 FY	MACRS 39 MAR	37956	0	-0.29	-0.13	-0.01	0	0
050	009	Utility	MACRS 39	2023	050	Mid-States Division	Federal	009	1010	GENL Structures	V2009 FY	MACRS 39 MAR	38322	67589.24	-6188.97	-2148.9	-158.69	0	0
050	009	Utility	MACRS 39	2023	050	Mid-States Division	Federal	009	1010	GENL Structures	V2009 FY	MACRS 39 MAR	38322	1613.5	-430.79	-149.6	-11.05	0	0
050	009	Utility	MACRS 39	2023	050	Mid-States Division	Federal	009	1010	GENL Structures	V2009 FY	MACRS 39 MAR	38322	4722.95	-1506.88	-523.22	-38.64	0	0
050	009	Utility	NONE	2023	050	Mid-States Division	Federal	009	1010	TRAN Land, Land Rights	V2009 FY	NONE		5715.78	0.49	0	0	0	0
050	009	Utility	MACRS 39	2023	050	Mid-States Division	Federal	009	1010	TRAN Structures	V2009 FY	MACRS 39 MAR		0	33	11.51	0.85	0	0
050	091	Utility	MACRS 39	2023	050	Mid-States Division	Federal	091	1010	GENL Structures	V2009 FY	MACRS 39 NOV	37834	0	-838311	-298237.47	-21494.29	0	0
050	093	Utility	NONE	2023	050	Mid-States Division	Federal	093	1010	DIST Land, Land Rights	V2009 FY	NONE		39864.73	20464.76	0	0	0	0
050	093	Utility	MACRS 39	2023	050	Mid-States Division	Federal	093	1010	GENL Structures	V2009 FY	MACRS 39 JUL	37712	0	-165.19	-56	-4.24	0	0
050	093	Utility	MACRS 39	2023	050	Mid-States Division	Federal	093	1010	GENL Structures	V2009 FY	MACRS 39 OCT	37803	0	-433	-154.94	-11.1	0	0
050	093	Utility	MACRS 39	2023	050	Mid-States Division	Federal	093	1010	GENL Structures	V2009 FY	MACRS 39 DEC	37865	33376	-271509.42	-96011.14	-6961.5	0	0
050	093	Utility	MACRS 39	2023	050	Mid-States Division	Federal	093	1010	GENL Structures	V2009 FY	MACRS 39 JAN	37895	0	-639.74	-224.82	-16.4	0	0
050	093	Utility	MACRS 39	2023	050	Mid-States Division	Federal	093	1010	GENL Structures	V2009 FY	MACRS 39 MAR	37956	0	-6.01	-2.03	-0.15	0	0
050	095	Utility	MACRS 39	2023	050	Mid-States Division	Federal	095	1010	GENL Structures	V2009 FY	MACRS 39		0	-440.6	-181.06	-10.18	0	0
050	095	Utility	MACRS 39	2023	050	Mid-States Division	Federal	095	1010	GENL Structures	V2009 FY	MACRS 39		0	-12274.37	-5044.28	-283.54	0	0
050	096	Utility	MACRS 39	2023	050	Mid-States Division	Federal	096	1010	GENL Structures	V2009 FY	MACRS 39 MAY	38018	0	-86.76	-29.69	-2.22	0	0
050	096	Utility	MACRS 39	2023	050	Mid-States Division	Federal	096	1010	GENL Structures	V2009 FY	MACRS 39 SEP	38139	0	164.76	55.04	4.22	0	0
050	009	Utility	MACRS 15	2023	050	Mid-States Division	Federal	009	1010	DIST Mains	V2010 100% FY	MACRS 15		20046.25	19208.4	19208.4	0	0	0
050	009	Utility	MACRS 15	2023	050	Mid-States Division	State No E	009	1010	DIST Mains	V2010 100% FY	MACRS 15		20046.25	19515.23	19515.23	0	0	0
050	009	Utility	MACRS 15	2023	050	Mid-States Division	Federal	009	1010	DIST Mains	V2010 100% FY	MACRS 15		0	0	0	0	0	0
050	009	Utility	MACRS 15	2023	050	Mid-States Division	State No E	009	1010	DIST Mains	V2010 100% FY	MACRS 15		0	0	0	0	0	0
050	009	Utility	MACRS 15	2023	050	Mid-States Division	Federal	009	1010	DIST Mains	V2010 100% FY	MACRS 15		0	0	0	0	0	0
050	009	Utility	MACRS 15	2023	050	Mid-States Division	State No E	009	1010	DIST Mains	V2010 100% FY	MACRS 15		0	0	0	0	0	0
050	009	Utility	MACRS 15	2023	050	Mid-States Division	Federal	009	1010	DIST Mains	V2010 100% FY	MACRS 15		0	0.11	0.11	0	0	0
050	009	Utility	MACRS 15	2023	050	Mid-States Division	State No E	009	1010	DIST Mains	V2010 100% FY	MACRS 15		0	0.11	0.11	0	0	0
050	009	Utility	MACRS 15	2023	050	Mid-States Division	Federal	009	1010	DIST Mains	V2010 100% FY	MACRS 15		0	0	0	0	0	0
050	009	Utility	MACRS 15	2023	050	Mid-States Division	State No E	009	1010	DIST Mains	V2010 100% FY	MACRS 15		0	0	0	0	0	0
050	009	Utility	MACRS 15	2023	050	Mid-States Division	Federal	009	1010	DIST Mains	V2010 100% FY	MACRS 15		0	0.27	0.27	0	0	0
050	009	Utility	MACRS 15	2023	050	Mid-States Division	State No E	009	1010	DIST Mains	V2010 100% FY	MACRS 15		0	0.27	0.27	0	0	0
050	009	Utility	MACRS 15	2023	050	Mid-States Division	Federal	009	1010	DIST Mains	V2010 100% FY	MACRS 15		0	0	0	0	0	0
050	009	Utility	MACRS 15	2023	050	Mid-States Division	State No E	009	1010	DIST Mains	V2010 100% FY	MACRS 15		0	0	0	0	0	0
050	009	Utility	MACRS 15	2023	050	Mid-States Division	Federal	009	1010	DIST Mains	V2010 100% FY	MACRS 15		386004.78	0	0	0	0	0
050	009	Utility	MACRS 15	2023	050	Mid-States Division	State No E	009	1010	DIST Mains	V2010 100% FY	MACRS 15		386004.78	247683.08	211125.05	14613.3	0	0
050	009	Utility	MACRS 15	2023	050	Mid-States Division	Federal	009	1010	DIST Mains	V2010 100% FY	MACRS 15		0	0	0	0	0	0
050	009	Utility	MACRS 15	2023	050	Mid-States Division	State No E	009	1010	DIST Mains	V2010 100% FY	MACRS 15		0	0	0	0	0	0
050	009	Utility	MACRS 15	2023	050	Mid-States Division	Federal	009	1010	DIST Mains	V2010 100% FY	MACRS 15		21055.54	0	0	0	0	0
050	009	Utility	MACRS 15	2023	050	Mid-States Division	State No E	009	1010	DIST Mains	V2010 100% FY	MACRS 15		21055.54	5082.04	4331.93	299.84	0	0
050	009	Utility	MACRS 15	2023	050	Mid-States Division	Federal	009	1010	DIST Mains	V2010 100% FY	MACRS 15		0	0	0	0	0	0
050	009	Utility	MACRS 15	2023	050	Mid-States Division	State No E	009	1010	DIST Mains	V2010 100% FY	MACRS 15		0	0	0	0	0	0
050	009	Utility	MACRS 15	2023	050	Mid-States Division	Federal	009	1010	DIST Meas, Reg Sta	V2010 100% FY	MACRS 15		8962.39	0	0	0	0	0
050	009	Utility	MACRS 15	2023	050	Mid-States Division	State No E	009	1010	DIST Meas, Reg Sta	V2010 100% FY	MACRS 15		8962.39	4265.4	3635.84	251.66	0	0
050	009	Utility	MACRS 15	2023	050	Mid-States Division	Federal	009	1010	DIST Meas, Reg Sta	V2010 100% FY	MACRS 15		-606.9	-57506	-57506	0	0	0
050	009	Utility	MACRS 15	2023	050	Mid-States Division	State No E	009	1010	DIST Meas, Reg Sta	V2010 100% FY	MACRS 15		-606.9	-57901.28	-57901.28	0	0	0
050	009	Utility	MACRS 15	2023	050	Mid-States Division	Federal	009	1010	DIST Meters & Regs	V2010 100% FY	MACRS 15		74961.63	0	0	0	0	0
050	009	Utility	MACRS 15	2023	050	Mid-States Division	State No E	009	1010	DIST Meters & Regs	V2010 100% FY	MACRS 15		74961.63	7658.26	6527.9	451.84	0	0
050	009	Utility	MACRS 15	2023	050	Mid-States Division	Federal	009	1010	DIST Meters & Regs	V2010 100% FY	MACRS 15		0	0	0	0	0	0
050	009	Utility	MACRS 15	2023	050	Mid-States Division	State No E	009	1010	DIST Meters & Regs	V2010 100% FY	MACRS 15		0	0	0	0	0	0
050	009	Utility	MACRS 15	2023	050	Mid-States Division	Federal	009	1010	DIST Meters & Regs	V2010 100% FY	MACRS 15		0	0	0	0	0	0
050	009	Utility	MACRS 15	2023	050	Mid-States Division	State No E	009	1010	DIST Meters & Regs	V2010 100% FY	MACRS 15		0	0	0	0	0	0
050	009	Utility	MACRS 15	2023	050	Mid-States Division	Federal	009	1010	DIST Meters & Regs	V2010 100% FY	MACRS 15		0	0	0	0	0	0
050	009	Utility	MACRS 15	2023	050	Mid-States Division	State No E	009	1010	DIST Meters & Regs	V2010 100% FY	MACRS 15		0	0	0	0	0	0
050	009	Utility	MACRS 15	2023	050	Mid-States Division	Federal	009	1010	DIST Meters & Regs	V2010 100% FY	MACRS 15		0	0	0	0	0	0
050	009	Utility	MACRS 15	2023	050	Mid-States Division	State No E	009	1010	DIST Meters & Regs	V2010 100% FY	MACRS 15		0	-851.99	-851.99	0	0	0
050	009	Utility	MACRS 15	2023	050	Mid-States Division	Federal	009	1010	DIST Meters & Regs	V2010 100% FY	MACRS 15		0	0.29	0.29	0	0	0
050	009	Utility	MACRS 15	2023	050	Mid-States Division	State No E	009	1010	DIST Meters & Regs	V2010 100% FY	MACRS 15		0	0.29	0.29	0	0	0
050	009	Utility	MACRS 15	2023	050	Mid-States Division	Federal	009	1010	DIST Meters & Regs	V2010 100% FY	MACRS 15		0	0	0	0	0	0
050	009	Utility	MACRS 15	2023	050	Mid-States Division	State No E	009	1010	DIST Meters & Regs	V2010 100% FY	MACRS 15		0	1137.6	1137.6	0	0	0
050	009	Utility	MACRS 15	2023	050	Mid-States Division	Federal	009	1010	DIST Meters & Regs	V2010 100% FY	MACRS 15		0	0	0	0	0	0

050	009	Utility	MACRS 15	2023	050	Mid-States Division	State No E	009	1010	DIST Meters & Regs	V2010	100% FY	MACRS 15	0	0	0	0	0	0
050	009	Utility	MACRS 15	2023	050	Mid-States Division	Federal	009	1010	DIST Meters & Regs	V2010	100% FY	MACRS 15	0	0	0	0	0	0
050	009	Utility	MACRS 15	2023	050	Mid-States Division	State No E	009	1010	DIST Meters & Regs	V2010	100% FY	MACRS 15	0	0	0	0	0	0
050	009	Utility	MACRS 15	2023	050	Mid-States Division	Federal	009	1010	DIST Meters & Regs	V2010	100% FY	MACRS 15	0	0	0	0	0	0
050	009	Utility	MACRS 15	2023	050	Mid-States Division	State No E	009	1010	DIST Meters & Regs	V2010	100% FY	MACRS 15	0	0	0	0	0	0
050	009	Utility	MACRS 15	2023	050	Mid-States Division	Federal	009	1010	DIST Meters & Regs	V2010	100% FY	MACRS 15	0	0.27	0.27	0	0	0
050	009	Utility	MACRS 15	2023	050	Mid-States Division	State No E	009	1010	DIST Meters & Regs	V2010	100% FY	MACRS 15	0	0.27	0.27	0	0	0
050	009	Utility	MACRS 15	2023	050	Mid-States Division	Federal	009	1010	DIST Meters & Regs	V2010	100% FY	MACRS 15	177436.19	107793.95	107793.95	0	0	0
050	009	Utility	MACRS 15	2023	050	Mid-States Division	State No E	009	1010	DIST Meters & Regs	V2010	100% FY	MACRS 15	177436.19	173761.95	173761.95	0	0	0
050	009	Utility	MACRS 15	2023	050	Mid-States Division	Federal	009	1010	DIST Meters & Regs	V2010	100% FY	MACRS 15	15215.63	27779.95	27779.95	0	0	0
050	009	Utility	MACRS 15	2023	050	Mid-States Division	State No E	009	1010	DIST Meters & Regs	V2010	100% FY	MACRS 15	15215.63	15024.11	15024.11	0	0	0
050	009	Utility	MACRS 15	2023	050	Mid-States Division	Federal	009	1010	DIST Services	V2010	100% FY	MACRS 15	280552.56	178605.53	178605.53	0	0	0
050	009	Utility	MACRS 15	2023	050	Mid-States Division	State No E	009	1010	DIST Services	V2010	100% FY	MACRS 15	280552.56	295891.58	295891.58	0	0	0
050	009	Utility	MACRS 15	2023	050	Mid-States Division	Federal	009	1010	DIST Services	V2010	100% FY	MACRS 15	0	0	0	0	0	0
050	009	Utility	MACRS 15	2023	050	Mid-States Division	State No E	009	1010	DIST Services	V2010	100% FY	MACRS 15	0	0	0	0	0	0
050	009	Utility	MACRS 15	2023	050	Mid-States Division	Federal	009	1010	DIST Services	V2010	100% FY	MACRS 15	0	0.27	0.27	0	0	0
050	009	Utility	MACRS 15	2023	050	Mid-States Division	State No E	009	1010	DIST Services	V2010	100% FY	MACRS 15	0	0.27	0.27	0	0	0
050	009	Utility	MACRS 15	2023	050	Mid-States Division	Federal	009	1010	DIST Services	V2010	100% FY	MACRS 15	0	-0.35	-0.35	0	0	0
050	009	Utility	MACRS 15	2023	050	Mid-States Division	State No E	009	1010	DIST Services	V2010	100% FY	MACRS 15	0	-0.35	-0.35	0	0	0
050	009	Utility	MACRS 15	2023	050	Mid-States Division	Federal	009	1010	DIST Services	V2010	100% FY	MACRS 15	0	0	0	0	0	0
050	009	Utility	MACRS 15	2023	050	Mid-States Division	State No E	009	1010	DIST Services	V2010	100% FY	MACRS 15	0	0	0	0	0	0
050	009	Utility	MACRS 5	2023	050	Mid-States Division	Federal	009	1010	GENL Communication	V2010	100% FY	MACRS 5	-644.25	0	0	0	0	0
050	009	Utility	MACRS 5	2023	050	Mid-States Division	State No E	009	1010	GENL Communication	V2010	100% FY	MACRS 5	-644.25	-601.53	-601.53	0	0	0
050	009	Utility	MACRS 5	2023	050	Mid-States Division	Federal	009	1010	GENL Computers HW	V2010	100% FY	MACRS 5	-1451.79	0	0	0	0	0
050	009	Utility	MACRS 5	2023	050	Mid-States Division	State No E	009	1010	GENL Computers HW	V2010	100% FY	MACRS 5	-1451.79	-1353.6	-1353.6	0	0	0
050	009	Utility	MACRS 7	2023	050	Mid-States Division	Federal	009	1010	GENL Misc	V2010	100% FY	MACRS 7	55718.25	0	0	0	0	0
050	009	Utility	MACRS 7	2023	050	Mid-States Division	State No E	009	1010	GENL Misc	V2010	100% FY	MACRS 7	55718.25	52578.28	52578.28	0	0	0
050	009	Utility	MACRS 15	2023	050	Mid-States Division	Federal	009	1010	GENL Office 7	V2010	100% FY	MACRS 15	0	-863.24	-863.24	0	0	0
050	009	Utility	MACRS 15	2023	050	Mid-States Division	State No E	009	1010	GENL Office 7	V2010	100% FY	MACRS 15	0	-863.24	-863.24	0	0	0
050	009	Utility	MACRS 7	2023	050	Mid-States Division	Federal	009	1010	GENL Tools	V2010	100% FY	MACRS 7	24582.34	0	0	0	0	0
050	009	Utility	MACRS 7	2023	050	Mid-States Division	State No E	009	1010	GENL Tools	V2010	100% FY	MACRS 7	24582.34	23521.69	23521.69	0	0	0
050	009	Utility	MACRS 5	2023	050	Mid-States Division	Federal	009	1010	GENL Transportation	V2010	100% FY	MACRS 5	33658.77	0	0	0	0	0
050	009	Utility	MACRS 5	2023	050	Mid-States Division	State No E	009	1010	GENL Transportation	V2010	100% FY	MACRS 5	33658.77	44878.36	44878.36	0	0	0
050	091	Utility	MACRS 7	2023	050	Mid-States Division	Federal	091	1010	GENL Misc	V2010	100% FY	MACRS 7	0	1413	1413	0	0	0
050	091	Utility	MACRS 7	2023	050	Mid-States Division	State No E	091	1010	GENL Misc	V2010	100% FY	MACRS 7	0	1413	1413	0	0	0
050	091	Utility	MACRS 7	2023	050	Mid-States Division	Federal	091	1010	GENL Power Operated Equip	V2010	100% FY	MACRS 7	0	0	0	0	0	0
050	091	Utility	MACRS 7	2023	050	Mid-States Division	State No E	091	1010	GENL Power Operated Equip	V2010	100% FY	MACRS 7	0	0	0	0	0	0
050	091	Utility	MACRS 5	2023	050	Mid-States Division	Federal	091	1010	GENL Transportation	V2010	100% FY	MACRS 5	4109.69	0	0	0	0	0
050	091	Utility	MACRS 5	2023	050	Mid-States Division	State No E	091	1010	GENL Transportation	V2010	100% FY	MACRS 5	4109.69	4109.69	4109.69	0	0	0
050	093	Utility	MACRS 15	2023	050	Mid-States Division	Federal	093	1010	DIST Mains	V2010	100% FY	MACRS 15	216676.71	0	0	0	0	0
050	093	Utility	MACRS 15	2023	050	Mid-States Division	State No E	093	1010	DIST Mains	V2010	100% FY	MACRS 15	216676.71	149293.27	127257.55	8808.3	0	0
050	093	Utility	MACRS 15	2023	050	Mid-States Division	Federal	093	1010	DIST Mains	V2010	100% FY	MACRS 15	12866.42	13398.31	13398.31	0	0	0
050	093	Utility	MACRS 15	2023	050	Mid-States Division	State No E	093	1010	DIST Mains	V2010	100% FY	MACRS 15	12866.42	13568.71	13568.71	0	0	0
050	093	Utility	MACRS 15	2023	050	Mid-States Division	Federal	093	1010	DIST Mains	V2010	100% FY	MACRS 15	85702.83	72537.43	72537.43	0	0	0
050	093	Utility	MACRS 15	2023	050	Mid-States Division	State No E	093	1010	DIST Mains	V2010	100% FY	MACRS 15	85702.83	84310.86	84310.86	0	0	0
050	093	Utility	MACRS 15	2023	050	Mid-States Division	Federal	093	1010	DIST Meas, Reg Sta	V2010	100% FY	MACRS 15	521.97	0	0	0	0	0
050	093	Utility	MACRS 15	2023	050	Mid-States Division	State No E	093	1010	DIST Meas, Reg Sta	V2010	100% FY	MACRS 15	521.97	460.42	392.44	27.16	0	0
050	093	Utility	MACRS 15	2023	050	Mid-States Division	Federal	093	1010	DIST Meters & Regs	V2010	100% FY	MACRS 15	98669.41	39295.01	39295.01	0	0	0
050	093	Utility	MACRS 15	2023	050	Mid-States Division	State No E	093	1010	DIST Meters & Regs	V2010	100% FY	MACRS 15	98669.41	112983.72	112983.72	0	0	0
050	093	Utility	MACRS 15	2023	050	Mid-States Division	Federal	093	1010	DIST Meters & Regs	V2010	100% FY	MACRS 15	190588.05	91076.68	91076.68	0	0	0
050	093	Utility	MACRS 15	2023	050	Mid-States Division	State No E	093	1010	DIST Meters & Regs	V2010	100% FY	MACRS 15	190588.05	182346.49	182346.49	0	0	0
050	093	Utility	MACRS 7	2023	050	Mid-States Division	Federal	093	1010	DIST Meters & Regs	V2010	100% FY	MACRS 7	3412.17	1513.12	1513.12	0	0	0
050	093	Utility	MACRS 7	2023	050	Mid-States Division	State No E	093	1010	DIST Meters & Regs	V2010	100% FY	MACRS 7	3412.17	7072.17	7072.17	0	0	0
050	093	Utility	MACRS 15	2023	050	Mid-States Division	Federal	093	1010	DIST Services	V2010	100% FY	MACRS 15	385457.4	97045.73	97045.73	0	0	0
050	093	Utility	MACRS 15	2023	050	Mid-States Division	State No E	093	1010	DIST Services	V2010	100% FY	MACRS 15	385457.4	376384.26	363811.49	12572.77	0	0
050	093	Utility	MACRS 7	2023	050	Mid-States Division	Federal	093	1010	GENL Misc	V2010	100% FY	MACRS 7	14903.89	0	0	0	0	0
050	093	Utility	MACRS 7	2023	050	Mid-States Division	State No E	093	1010	GENL Misc	V2010	100% FY	MACRS 7	14903.89	34452.94	34452.94	0	0	0
050	093	Utility	MACRS 7	2023	050	Mid-States Division	Federal	093	1010	GENL Power Operated Equip	V2010	100% FY	MACRS 7	0	0	0	0	0	0
050	093	Utility	MACRS 7	2023	050	Mid-States Division	State No E	093	1010	GENL Power Operated Equip	V2010	100% FY	MACRS 7	0	0	0	0	0	0
050	093	Utility	MACRS 7	2023	050	Mid-States Division	Federal	093	1010	GENL Tools	V2010	100% FY	MACRS 7	456.02	0	0	0	0	0
050	093	Utility	MACRS 7	2023	050	Mid-States Division	State No E	093	1010	GENL Tools	V2010	100% FY	MACRS 7	456.02	429.89	429.89	0	0	0
050	093	Utility	MACRS 5	2023	050	Mid-States Division	Federal	093	1010	GENL Transportation	V2010	100% FY	MACRS 5	33013.39	0	0	0	0	0
050	093	Utility	MACRS 5	2023	050	Mid-States Division	State No E	093	1010	GENL Transportation	V2010	100% FY	MACRS 5	33013.39	54829.83	54829.83	0	0	0
050	095	Utility	MACRS 15	2023	050	Mid-States Division	Federal	095	1010	DIST Mains	V2010	100% FY	MACRS 15	0	0	0	0	0	0
050	095	Utility	MACRS 15	2023	050	Mid-States Division	State No E	095	1010	DIST Mains	V2010	100% FY	MACRS 15	0	0	0	0	0	0
050	095	Utility	MACRS 15	2023	050	Mid-States Division	Federal	095	1010	DIST Meters & Regs	V2010	100% FY	MACRS 15	0	0	0	0	0	0
050	095	Utility	MACRS 15	2023	050	Mid-States Division	State No E	095	1010	DIST Meters & Regs	V2010	100% FY	MACRS 15	0	0	0	0	0	0
050	095	Utility	MACRS 15	2023	050	Mid-States Division	Federal	095	1010	DIST Meters & Regs	V2010	100% FY	MACRS 15	0	0	0	0	0	0
050	095	Utility	MACRS 15	2023	050	Mid-States Division	State No E	095	1010	DIST Meters & Regs	V2010	100% FY	MACRS 15	0	0	0	0	0	0
050	095	Utility	MACRS 15	2023	050	Mid-States Division	Federal	095	1010	DIST Meters & Regs	V2010	100% FY	MACRS 15	0	0	0	0	0	0
050	095	Utility	MACRS 15	2023	050	Mid-States Division	State No E	095	1010	DIST Meters & Regs	V2010	100% FY	MACRS 15	0	0	0	0	0	0
050	096	Utility	MACRS 15	2023	050	Mid-States Division	Federal	096	1010	DIST Mains	V2010	100% FY	MACRS 15	-14246.6	-9391.79	-9391.79	0	0	0
050	096	Utility	MACRS 15	2023	050	Mid-States Division	State No E	096	1010	DIST Mains	V2010	100% FY	MACRS 15	-14246.6	-15093.13	-15093.13	0	0	0
050	096	Utility	MACRS 15	2023	050	Mid-States Division	Federal	096	1010	DIST Mains	V2010	100% FY	MACRS 15	1396.07	0	0	0	0	0
050	096	Utility	MACRS 15	2023	050	Mid-States Division	State No E	096	1010	DIST Mains	V2010	100% FY	MACRS 15	1396.07	1826.83	1826.83	0	0	0
050	096	Utility	MACRS 15	2023	050	Mid-States Division	Federal	096	1010	DIST Mains	V2010	100% FY	MACRS 15	5393.97	0	0	0	0	0
050	096	Utility	MACRS 15	2023	050	Mid-States Division	State No E	096	1010	DIST Mains	V2010	100% FY	MACRS 15	5393.97	7363	7363	0	0	0
050	096	Utility	MACRS 15	2023	050	Mid-States Division	Federal	096	1010	DIST Mains	V2010	100% FY	MACRS 15	539.28	8361.29	8361.29	0	0	0
050	096	Utility	MACRS 15	2023	050	Mid-States Division	State No E	096	1010	DIST Mains	V2010	100% FY	MACRS 15	539.28	736.12	736.12	0	0	0
050	096	Utility	MACRS 15	2023	050	Mid-States Division	Federal	096	1010	DIST Mains	V2010	100% FY	MACRS 15	7670.74	11534.35	11534.35	0	0	0
050	096	Utility	MACRS 15	2023	050	Mid-States Division	State No E	096	1010	DIST Mains	V2010	100% FY	MACRS 15	7670.74	10037.56	10037.56	0	0	0
050	096	Utility	MACRS 15	2023	050	Mid-States Division	Federal	096	1010	DIST Meas, Reg Sta	V2010	100% FY	MACRS 15	-966.64	0	0	0	0	0
050	096	Utility	MACRS 15	2023	050	Mid-States Division	State No E	096	1010	DIST Meas, Reg Sta	V2010	100% FY	MACRS 15	-966.64	-926.81	-789.99	-54.68	0	0
050	096	Utility	MACRS 15	2023	050	Mid-States Division	Federal	096	1010	DIST Meters & Regs	V2010	100% FY	MACRS 15	12167.25	3762.88	3762.88	0	0	0
050	096	Utility	MACRS 15	2023	050	Mid-States Division	State No E	096	1010	DIST Meters & Regs	V2010	100% FY	MACRS 15	12167.25	18861.94	17744.48	1112.85	0	0
050	096	Utility	MACRS 15	2023	050	Mid-States Division	Federal	096	1010	DIST Meters & Regs	V2010	100% FY	MACRS 15	10649.61	2614.87	2614.87	0	0	0
050	096	Utility	MACRS 15	2023	050	Mid-States Division	State No E	096	1010	DIST Meters & Regs	V2010	100% FY	MACRS 15	10649.61	10463.03	10076.84	386.19	0	0
050	096	Utility	MACRS 15	2023	050	Mid-States Division	Federal	096	1010	DIST Meters & Regs	V2010	100% FY	MACRS 15	179.65	26.97	26.97	0	0	0
050	096	Utility	MACRS 15	2023	050	Mid-States Division	State No E	096	1010	DIST Meters & Regs	V2010	100% FY	MACRS 15	179.65	645.57	562.23	38.09	0	0
050	096	Utility	MACRS 15	2023	050	Mid-States Division	Federal	096	1010	DIST Services	V2010	100% FY	MACRS 15	39801.42	12062.89	12062.89	0	0	0
050	096	Utility	MACRS 15	2023	050	Mid-States Division	State No E	096	1010	DIST Services	V2010	100% FY	MACRS 15	39801.42	49266.92	47337.76	1929.16	0	0
050	096	Utility	MACRS 7	2023	050	Mid-States Division	Federal	096	1010	GENL Misc	V2010	100% FY	MACRS 7	-13321.34	0	0	0	0	0

050	096	Utility	MACRS 7	2023	050	Mid-States Division	State No E	096	1010	GENL Misc	V2010 100% FY	MACRS 7	-13321.34	-12820.52	-12820.52	0	0	0
050	096	Utility	MACRS 7	2023	050	Mid-States Division	Federal	096	1010	GENL Power Operated Equip	V2010 100% FY	MACRS 7	0	0	0	0	0	0
050	096	Utility	MACRS 7	2023	050	Mid-States Division	State No E	096	1010	GENL Power Operated Equip	V2010 100% FY	MACRS 7	0	0	0	0	0	0
050	096	Utility	MACRS 5	2023	050	Mid-States Division	Federal	096	1010	GENL Transportation	V2010 100% FY	MACRS 5	6791.03	0	0	0	0	0
050	096	Utility	MACRS 5	2023	050	Mid-States Division	State No E	096	1010	GENL Transportation	V2010 100% FY	MACRS 5	6791.03	6791.03	6791.03	0	0	0
050	009	Utility	MACRS 15	2023	050	Mid-States Division	Federal	009	1010	DIST Mains	V2010 50% FY	MACRS 15	0	0	0	0	0	0
050	009	Utility	MACRS 15	2023	050	Mid-States Division	State No E	009	1010	DIST Mains	V2010 50% FY	MACRS 15	0	0	0	0	0	0
050	009	Utility	MACRS 15	2023	050	Mid-States Division	Federal	009	1010	DIST Mains	V2010 50% FY	MACRS 15	0	9513.58	9513.58	0	0	0
050	009	Utility	MACRS 15	2023	050	Mid-States Division	State No E	009	1010	DIST Mains	V2010 50% FY	MACRS 15	0	19025.79	19025.79	0	0	0
050	009	Utility	MACRS 15	2023	050	Mid-States Division	Federal	009	1010	DIST Mains	V2010 50% FY	MACRS 15	0	0.3	0.3	0	0	0
050	009	Utility	MACRS 15	2023	050	Mid-States Division	State No E	009	1010	DIST Mains	V2010 50% FY	MACRS 15	0	0.3	0.3	0	0	0
050	009	Utility	MACRS 15	2023	050	Mid-States Division	Federal	009	1010	DIST Mains	V2010 50% FY	MACRS 15	0	0	0	0	0	0
050	009	Utility	MACRS 15	2023	050	Mid-States Division	State No E	009	1010	DIST Mains	V2010 50% FY	MACRS 15	0	0	0	0	0	0
050	009	Utility	MACRS 15	2023	050	Mid-States Division	Federal	009	1010	DIST Mains	V2010 50% FY	MACRS 15	0	0	0	0	0	0
050	009	Utility	MACRS 15	2023	050	Mid-States Division	State No E	009	1010	DIST Mains	V2010 50% FY	MACRS 15	0	0	0	0	0	0
050	009	Utility	MACRS 15	2023	050	Mid-States Division	Federal	009	1010	DIST Mains	V2010 50% FY	MACRS 15	0	0	0	0	0	0
050	009	Utility	MACRS 15	2023	050	Mid-States Division	State No E	009	1010	DIST Mains	V2010 50% FY	MACRS 15	0	0	0	0	0	0
050	009	Utility	MACRS 15	2023	050	Mid-States Division	Federal	009	1010	DIST Mains	V2010 50% FY	MACRS 15	4990548.2	1357494.76	1049492.83	80092.19	0	0
050	009	Utility	MACRS 15	2023	050	Mid-States Division	State No E	009	1010	DIST Mains	V2010 50% FY	MACRS 15	4990548.2	2986873.65	2451157.17	176225.55	0	0
050	009	Utility	MACRS 15	2023	050	Mid-States Division	Federal	009	1010	DIST Mains	V2010 50% FY	MACRS 15	0	0.2	0.2	0	0	0
050	009	Utility	MACRS 15	2023	050	Mid-States Division	State No E	009	1010	DIST Mains	V2010 50% FY	MACRS 15	0	0.19	0.19	0	0	0
050	009	Utility	MACRS 15	2023	050	Mid-States Division	Federal	009	1010	DIST Mains	V2010 50% FY	MACRS 15	0	0	0	0	0	0
050	009	Utility	MACRS 15	2023	050	Mid-States Division	State No E	009	1010	DIST Mains	V2010 50% FY	MACRS 15	0	0	0	0	0	0
050	009	Utility	MACRS 15	2023	050	Mid-States Division	Federal	009	1010	DIST Mains	V2010 50% FY	MACRS 15	0	0	0	0	0	0
050	009	Utility	MACRS 15	2023	050	Mid-States Division	State No E	009	1010	DIST Mains	V2010 50% FY	MACRS 15	0	0	0	0	0	0
050	009	Utility	MACRS 15	2023	050	Mid-States Division	Federal	009	1010	DIST Mains	V2010 50% FY	MACRS 15	1586967.97	175652.57	142716.49	10363.5	0	0
050	009	Utility	MACRS 15	2023	050	Mid-States Division	State No E	009	1010	DIST Mains	V2010 50% FY	MACRS 15	1586967.97	367132.12	305933.67	21660.8	0	0
050	009	Utility	MACRS 15	2023	050	Mid-States Division	Federal	009	1010	DIST Mains	V2010 50% FY	MACRS 15	0	0	0	0	0	0
050	009	Utility	MACRS 15	2023	050	Mid-States Division	State No E	009	1010	DIST Mains	V2010 50% FY	MACRS 15	0	0	0	0	0	0
050	009	Utility	MACRS 15	2023	050	Mid-States Division	Federal	009	1010	DIST Mains	V2010 50% FY	MACRS 15	942280.86	217420.5	185254.67	12827.81	0	0
050	009	Utility	MACRS 15	2023	050	Mid-States Division	State No E	009	1010	DIST Mains	V2010 50% FY	MACRS 15	942280.86	406150.03	333345.94	23962.85	0	0
050	009	Utility	MACRS 15	2023	050	Mid-States Division	Federal	009	1010	DIST Mains	V2010 50% FY	MACRS 15	0	0.49	0.49	0	0	0
050	009	Utility	MACRS 15	2023	050	Mid-States Division	State No E	009	1010	DIST Mains	V2010 50% FY	MACRS 15	0	0.48	0.48	0	0	0
050	009	Utility	MACRS 15	2023	050	Mid-States Division	Federal	009	1010	DIST Meas, Reg Sta	V2010 50% FY	MACRS 15	245852.87	58125.67	49374.24	3429.41	0	0
050	009	Utility	MACRS 15	2023	050	Mid-States Division	State No E	009	1010	DIST Meas, Reg Sta	V2010 50% FY	MACRS 15	245852.87	116639.86	99251.76	6881.75	0	0
050	009	Utility	MACRS 15	2023	050	Mid-States Division	Federal	009	1010	DIST Meas, Reg Sta	V2010 50% FY	MACRS 15	59570.98	19276.18	16366.77	1137.29	0	0
050	009	Utility	MACRS 15	2023	050	Mid-States Division	State No E	009	1010	DIST Meas, Reg Sta	V2010 50% FY	MACRS 15	59570.98	38697.37	32921.4	2283.14	0	0
050	009	Utility	MACRS 15	2023	050	Mid-States Division	Federal	009	1010	DIST Meas, Reg Sta	V2010 50% FY	MACRS 15	0	0	0	0	0	0
050	009	Utility	MACRS 15	2023	050	Mid-States Division	State No E	009	1010	DIST Meas, Reg Sta	V2010 50% FY	MACRS 15	0	0	0	0	0	0
050	009	Utility	MACRS 15	2023	050	Mid-States Division	Federal	009	1010	DIST Meas, Reg Sta	V2010 50% FY	MACRS 15	0	0	0	0	0	0
050	009	Utility	MACRS 15	2023	050	Mid-States Division	State No E	009	1010	DIST Meas, Reg Sta	V2010 50% FY	MACRS 15	0	0	0	0	0	0
050	009	Utility	MACRS 15	2023	050	Mid-States Division	Federal	009	1010	DIST Meas, Reg Sta (Ind)	V2010 50% FY	MACRS 15	30405.78	13221.17	11988.76	780.05	0	0
050	009	Utility	MACRS 15	2023	050	Mid-States Division	State No E	009	1010	DIST Meas, Reg Sta (Ind)	V2010 50% FY	MACRS 15	30405.78	24818.89	21874.66	1464.31	0	0
050	009	Utility	MACRS 15	2023	050	Mid-States Division	Federal	009	1010	DIST Meters & Regs	V2010 50% FY	MACRS 15	0.37	0	0	0	0	0
050	009	Utility	MACRS 15	2023	050	Mid-States Division	State No E	009	1010	DIST Meters & Regs	V2010 50% FY	MACRS 15	0.37	0	0	0	0	0
050	009	Utility	MACRS 15	2023	050	Mid-States Division	Federal	009	1010	DIST Meters & Regs	V2010 50% FY	MACRS 15	0	0	0	0	0	0
050	009	Utility	MACRS 15	2023	050	Mid-States Division	State No E	009	1010	DIST Meters & Regs	V2010 50% FY	MACRS 15	0	0	0	0	0	0
050	009	Utility	MACRS 15	2023	050	Mid-States Division	Federal	009	1010	DIST Meters & Regs	V2010 50% FY	MACRS 15	0	0	0	0	0	0
050	009	Utility	MACRS 15	2023	050	Mid-States Division	State No E	009	1010	DIST Meters & Regs	V2010 50% FY	MACRS 15	0	0	0	0	0	0
050	009	Utility	MACRS 15	2023	050	Mid-States Division	Federal	009	1010	DIST Meters & Regs	V2010 50% FY	MACRS 15	0	0	0	0	0	0
050	009	Utility	MACRS 15	2023	050	Mid-States Division	State No E	009	1010	DIST Meters & Regs	V2010 50% FY	MACRS 15	0	0	0	0	0	0
050	009	Utility	MACRS 15	2023	050	Mid-States Division	Federal	009	1010	DIST Meters & Regs	V2010 50% FY	MACRS 15	0	0	0	0	0	0
050	009	Utility	MACRS 15	2023	050	Mid-States Division	State No E	009	1010	DIST Meters & Regs	V2010 50% FY	MACRS 15	0	0	0	0	0	0
050	009	Utility	MACRS 15	2023	050	Mid-States Division	Federal	009	1010	DIST Meters & Regs	V2010 50% FY	MACRS 15	3250941.38	-3606739.41	-3606739.41	0	0	0
050	009	Utility	MACRS 15	2023	050	Mid-States Division	State No E	009	1010	DIST Meters & Regs	V2010 50% FY	MACRS 15	3250941.38	-2996594.96	-2996594.96	0	0	0
050	009	Utility	MACRS 15	2023	050	Mid-States Division	Federal	009	1010	DIST Meters & Regs	V2010 50% FY	MACRS 15	0	0	0	0	0	0
050	009	Utility	MACRS 15	2023	050	Mid-States Division	State No E	009	1010	DIST Meters & Regs	V2010 50% FY	MACRS 15	0	0	0	0	0	0
050	009	Utility	MACRS 15	2023	050	Mid-States Division	Federal	009	1010	DIST Meters & Regs	V2010 50% FY	MACRS 15	0	-0.29	-0.29	0	0	0
050	009	Utility	MACRS 15	2023	050	Mid-States Division	State No E	009	1010	DIST Meters & Regs	V2010 50% FY	MACRS 15	0	-0.3	-0.3	0	0	0
050	009	Utility	MACRS 15	2023	050	Mid-States Division	Federal	009	1010	DIST Meters & Regs	V2010 50% FY	MACRS 15	0	0	0	0	0	0
050	009	Utility	MACRS 15	2023	050	Mid-States Division	State No E	009	1010	DIST Meters & Regs	V2010 50% FY	MACRS 15	0	0	0	0	0	0
050	009	Utility	MACRS 15	2023	050	Mid-States Division	Federal	009	1010	DIST Meters & Regs	V2010 50% FY	MACRS 15	14945.48	-5871.26	-4830.57	-346.4	0	0
050	009	Utility	MACRS 15	2023	050	Mid-States Division	State No E	009	1010	DIST Meters & Regs	V2010 50% FY	MACRS 15	14945.48	-12135.57	-10170.27	-716	0	0
050	009	Utility	MACRS 15	2023	050	Mid-States Division	Federal	009	1010	DIST Meters & Regs	V2010 50% FY	MACRS 15	0	0	0	0	0	0
050	009	Utility	MACRS 15	2023	050	Mid-States Division	State No E	009	1010	DIST Meters & Regs	V2010 50% FY	MACRS 15	0	0	0	0	0	0
050	009	Utility	MACRS 15	2023	050	Mid-States Division	Federal	009	1010	DIST Meters & Regs	V2010 50% FY	MACRS 15	-0.08	0	0	0	0	0
050	009	Utility	MACRS 15	2023	050	Mid-States Division	State No E	009	1010	DIST Meters & Regs	V2010 50% FY	MACRS 15	-0.08	0	0	0	0	0
050	009	Utility	MACRS 15	2023	050	Mid-States Division	Federal	009	1010	DIST Meters & Regs	V2010 50% FY	MACRS 15	0	0.24	0.24	0	0	0
050	009	Utility	MACRS 15	2023	050	Mid-States Division	State No E	009	1010	DIST Meters & Regs	V2010 50% FY	MACRS 15	0	0.24	0.24	0	0	0
050	009	Utility	MACRS 15	2023	050	Mid-States Division	Federal	009	1010	DIST Meters & Regs	V2010 50% FY	MACRS 15	214307.44	10946.95	9331.16	645.87	0	0
050	009	Utility	MACRS 15	2023	050	Mid-States Division	State No E	009	1010	DIST Meters & Regs	V2010 50% FY	MACRS 15	214307.44	21893.91	18662.37	1291.74	0	0
050	009	Utility	MACRS 15	2023	050	Mid-States Division	Federal	009	1010	DIST Meters & Regs	V2010 50% FY	MACRS 15	0	0	0	0	0	0
050	009	Utility	MACRS 15	2023	050	Mid-States Division	State No E	009	1010	DIST Meters & Regs	V2010 50% FY	MACRS 15	0	0	0	0	0	0
050	009	Utility	MACRS 15	2023	050	Mid-States Division	Federal	009	1010	DIST Services	V2010 50% FY	MACRS 15	3230989.87	-1194823.07	-1194823.07	0	0	0
050	009	Utility	MACRS 15	2023	050	Mid-States Division	State No E	009	1010	DIST Services	V2010 50% FY	MACRS 15	3230989.87	-508808.98	-508808.98	0	0	0
050	009	Utility	MACRS 15	2023	050	Mid-States Division	Federal	009	1010	DIST Services	V2010 50% FY	MACRS 15	0	0	0	0	0	0
050	009	Utility	MACRS 15	2023	050	Mid-States Division	State No E	009	1010	DIST Services	V2010 50% FY	MACRS 15	0	0	0	0	0	0
050	009	Utility	MACRS 15	2023	050	Mid-States Division	Federal	009	1010	DIST Services	V2010 50% FY	MACRS 15	0	0	0	0	0	0
050	009	Utility	MACRS 15	2023	050	Mid-States Division	State No E	009	1010	DIST Services	V2010 50% FY	MACRS 15	0	0	0	0	0	0
050	009	Utility	MACRS 15	2023	050	Mid-States Division	Federal	009	1010	DIST Services	V2010 50% FY	MACRS 15	0	-10566.84	-10566.84	0	0	0
050	009	Utility	MACRS 15	2023	050	Mid-States Division	State No E	009	1010	DIST Services	V2010 50% FY	MACRS 15	0	-7983.32	-7983.32	0	0	0
050	009	Utility	MACRS 15	2023	050	Mid-States Division	Federal	009	1010	DIST Services	V2010 50% FY	MACRS 15	0	-0.19	-0.19	0	0	0
050	009	Utility	MACRS 15	2023	050	Mid-States Division	State No E	009	1010	DIST Services	V2010 50% FY	MACRS 15	0	-0.2	-0.2	0	0	0
050	009	Utility	MACRS 15	2023	050	Mid-States Division	Federal	009	1010	DIST Services	V2010 50% FY	MACRS 15	0	0	0	0	0	0
050	009	Utility	MACRS 15	2023	050	Mid-States Division	State No E	009	1010	DIST Services	V2010 50% FY	MACRS 15	0	0	0	0	0	0
050	009	Utility	MACRS 5	2023	050	Mid-States Division	Federal	009	1010	GENL Communication	V2010 50% FY	MACRS 5	125169.14	58447.18	58447.18	0	0	0
050	009	Utility	MACRS 5	2023	050	Mid-States Division	State No E	009	1010	GENL Communication	V2010 50% FY	MACRS 5	125169.14	116894.36	116894.36	0	0	0
050	009	Utility	MACRS 5	2023	050	Mid-States Division	Federal	009	1010	GENL Computers HW	V2010 50% FY	MACRS 5	0	0.01	0.01	0	0	0
050	009	Utility	MACRS 5	2023	050	Mid-States Division	State No E	009	1010	GENL Computers HW	V2010 50% FY	MACRS 5	0	-0.01	-0.01	0	0	0
050	009	Utility	MACRS 5	2023	050	Mid-States Division	Federal	009	1010	GENL Computers HW	V2010 50% FY	MACRS 5	0	0.01	0.01	0	0	0
050	009	Utility	MACRS 5	2023	050	Mid-States Division	State No E	009	1010	GENL Computers HW	V2010 50% FY	MACRS 5	0	0	0	0	0	0
050	009	Utility	MACRS 7	2023	050	Mid-States Division	Federal	009	1010	GENL Misc	V2010 50% FY	MACRS 7	145711.63	68749.9	68749.9	0	0	0

050	009	Utility	MACRS 7	2023	050	Mid-States Division	State No E	009	1010	GENL Misc	V2010	50% FY	MACRS 7		145711.63	137499.81	137499.81	0	0	0
050	009	Utility	MACRS 7	2023	050	Mid-States Division	Federal	009	1010	GENL Misc	V2010	50% FY	MACRS 7		0	0	0	0	0	0
050	009	Utility	MACRS 7	2023	050	Mid-States Division	State No E	009	1010	GENL Misc	V2010	50% FY	MACRS 7		0	-0.01	-0.01	0	0	0
050	009	Utility	MACRS 15	2023	050	Mid-States Division	Federal	009	1010	GENL Office 7	V2010	50% FY	MACRS 15		10556.72	4919.49	4193.36	290.25	0	0
050	009	Utility	MACRS 15	2023	050	Mid-States Division	State No E	009	1010	GENL Office 7	V2010	50% FY	MACRS 15		10556.72	9838.98	8386.73	580.5	0	0
050	009	Utility	MACRS 7	2023	050	Mid-States Division	Federal	009	1010	GENL Tools	V2010	50% FY	MACRS 7		217325.11	120979.5	120979.5	0	0	0
050	009	Utility	MACRS 7	2023	050	Mid-States Division	State No E	009	1010	GENL Tools	V2010	50% FY	MACRS 7		217325.11	241958.99	241958.99	0	0	0
050	009	Utility	MACRS 7	2023	050	Mid-States Division	Federal	009	1010	STOR Wells	V2010	50% FY	MACRS 7		403515.41	-227.13	-227.13	0	0	0
050	009	Utility	MACRS 7	2023	050	Mid-States Division	State No E	009	1010	STOR Wells	V2010	50% FY	MACRS 7		403515.41	-454.27	-454.27	0	0	0
050	009	Utility	MACRS 15	2023	050	Mid-States Division	Federal	009	1010	TRAN Mains	V2010	50% FY	MACRS 15		2960.84	829.26	448.39	48.93	0	0
050	009	Utility	MACRS 15	2023	050	Mid-States Division	State No E	009	1010	TRAN Mains	V2010	50% FY	MACRS 15		2960.84	2242.12	1652.72	132.29	0	0
050	091	Utility	MACRS 5	2023	050	Mid-States Division	Federal	091	1010	GENL Computers HW	V2010	50% FY	MACRS 5		0	0.01	0.01	0	0	0
050	091	Utility	MACRS 5	2023	050	Mid-States Division	State No E	091	1010	GENL Computers HW	V2010	50% FY	MACRS 5		0	0	0	0	0	0
050	091	Utility	MACRS 5	2023	050	Mid-States Division	Federal	091	1010	GENL Computers HW	V2010	50% FY	MACRS 5		0	0.01	0.01	0	0	0
050	091	Utility	MACRS 5	2023	050	Mid-States Division	State No E	091	1010	GENL Computers HW	V2010	50% FY	MACRS 5		0	0	0	0	0	0
050	091	Utility	MACRS 7	2023	050	Mid-States Division	Federal	091	1010	GENL Misc	V2010	50% FY	MACRS 7		0	0	0	0	0	0
050	091	Utility	MACRS 7	2023	050	Mid-States Division	State No E	091	1010	GENL Misc	V2010	50% FY	MACRS 7		0	0	0	0	0	0
050	091	Utility	MACRS 7	2023	050	Mid-States Division	Federal	091	1010	GENL Office 7	V2010	50% FY	MACRS 7		3160.71	1495.02	1495.02	0	0	0
050	091	Utility	MACRS 7	2023	050	Mid-States Division	State No E	091	1010	GENL Office 7	V2010	50% FY	MACRS 7		3160.71	2990.03	2990.03	0	0	0
050	093	Utility	MACRS 15	2023	050	Mid-States Division	Federal	093	1010	DIST Mains	V2010	50% FY	MACRS 15		18743.98	-741.2	-741.2	0	0	0
050	093	Utility	MACRS 15	2023	050	Mid-States Division	State No E	093	1010	DIST Mains	V2010	50% FY	MACRS 15		18743.98	346.14	-514.8	20.42	0	0
050	093	Utility	MACRS 15	2023	050	Mid-States Division	Federal	093	1010	DIST Mains	V2010	50% FY	MACRS 15		11813.21	-467.13	-467.13	0	0	0
050	093	Utility	MACRS 15	2023	050	Mid-States Division	State No E	093	1010	DIST Mains	V2010	50% FY	MACRS 15		11813.21	218.14	-324.47	12.87	0	0
050	093	Utility	MACRS 15	2023	050	Mid-States Division	Federal	093	1010	DIST Mains	V2010	50% FY	MACRS 15		129.45	0.87	0.73	0.05	0	0
050	093	Utility	MACRS 15	2023	050	Mid-States Division	State No E	093	1010	DIST Mains	V2010	50% FY	MACRS 15		129.45	1.74	1.46	0.1	0	0
050	093	Utility	MACRS 15	2023	050	Mid-States Division	Federal	093	1010	DIST Mains	V2010	50% FY	MACRS 15		3241725.3	1067467.76	888063.67	62980.6	0	0
050	093	Utility	MACRS 15	2023	050	Mid-States Division	State No E	093	1010	DIST Mains	V2010	50% FY	MACRS 15		3241725.3	2184260.04	1840017.45	128871.34	0	0
050	093	Utility	MACRS 15	2023	050	Mid-States Division	Federal	093	1010	DIST Mains	V2010	50% FY	MACRS 15		135945.26	897.98	765.43	52.98	0	0
050	093	Utility	MACRS 15	2023	050	Mid-States Division	State No E	093	1010	DIST Mains	V2010	50% FY	MACRS 15		135945.26	1795.96	1530.87	105.96	0	0
050	093	Utility	MACRS 15	2023	050	Mid-States Division	Federal	093	1010	DIST Mains	V2010	50% FY	MACRS 15		1212251.04	-34988.52	-34988.52	0	0	0
050	093	Utility	MACRS 15	2023	050	Mid-States Division	State No E	093	1010	DIST Mains	V2010	50% FY	MACRS 15		1212251.04	48280.83	-11221.83	2848.57	0	0
050	093	Utility	MACRS 15	2023	050	Mid-States Division	Federal	093	1010	DIST Meas, Reg Sta	V2010	50% FY	MACRS 15		-0.01	0	0	0	0	0
050	093	Utility	MACRS 15	2023	050	Mid-States Division	State No E	093	1010	DIST Meas, Reg Sta	V2010	50% FY	MACRS 15		-0.01	0	0	0	0	0
050	093	Utility	MACRS 15	2023	050	Mid-States Division	Federal	093	1010	DIST Meas, Reg Sta	V2010	50% FY	MACRS 15		202487.85	89145.6	75987.69	5259.59	0	0
050	093	Utility	MACRS 15	2023	050	Mid-States Division	State No E	093	1010	DIST Meas, Reg Sta	V2010	50% FY	MACRS 15		202487.85	178291.21	151975.41	10519.18	0	0
050	093	Utility	MACRS 15	2023	050	Mid-States Division	Federal	093	1010	DIST Meters & Regs	V2010	50% FY	MACRS 15		2574497.15	438438.11	294883.74	25867.85	0	0
050	093	Utility	MACRS 15	2023	050	Mid-States Division	State No E	093	1010	DIST Meters & Regs	V2010	50% FY	MACRS 15		2574497.15	1054886.78	820344.61	62238.32	0	0
050	093	Utility	MACRS 15	2023	050	Mid-States Division	Federal	093	1010	DIST Meters & Regs	V2010	50% FY	MACRS 15		-52582.09	-15372.06	-13103.14	-906.95	0	0
050	093	Utility	MACRS 15	2023	050	Mid-States Division	State No E	093	1010	DIST Meters & Regs	V2010	50% FY	MACRS 15		-52582.09	-30744.12	-26206.29	-1813.9	0	0
050	093	Utility	MACRS 15	2023	050	Mid-States Division	Federal	093	1010	DIST Meters & Regs	V2010	50% FY	MACRS 15		206584.12	104995.12	101834.33	3160.79	0	0
050	093	Utility	MACRS 15	2023	050	Mid-States Division	State No E	093	1010	DIST Meters & Regs	V2010	50% FY	MACRS 15		206584.12	182136.32	167589.5	10746.04	0	0
050	093	Utility	MACRS 15	2023	050	Mid-States Division	Federal	093	1010	DIST Services	V2010	50% FY	MACRS 15		3262952.08	1109965.83	869679.58	65487.98	0	0
050	093	Utility	MACRS 15	2023	050	Mid-States Division	State No E	093	1010	DIST Services	V2010	50% FY	MACRS 15		3262952.08	2392555.91	1962959.32	141160.8	0	0
050	093	Utility	MACRS 7	2023	050	Mid-States Division	Federal	093	1010	GENL Misc	V2010	50% FY	MACRS 7		51364.08	55614.33	55614.33	0	0	0
050	093	Utility	MACRS 7	2023	050	Mid-States Division	State No E	093	1010	GENL Misc	V2010	50% FY	MACRS 7		51364.08	111228.64	111228.64	0	0	0
050	093	Utility	MACRS 7	2023	050	Mid-States Division	Federal	093	1010	GENL Office 7	V2010	50% FY	MACRS 7		11069.3	5217.55	5217.55	0	0	0
050	093	Utility	MACRS 7	2023	050	Mid-States Division	State No E	093	1010	GENL Office 7	V2010	50% FY	MACRS 7		11069.3	10435.09	10435.09	0	0	0
050	093	Utility	MACRS 7	2023	050	Mid-States Division	Federal	093	1010	GENL Tools	V2010	50% FY	MACRS 7		23408.94	11033.06	11033.06	0	0	0
050	093	Utility	MACRS 7	2023	050	Mid-States Division	State No E	093	1010	GENL Tools	V2010	50% FY	MACRS 7		23408.94	22066.12	22066.12	0	0	0
050	095	Utility	MACRS 15	2023	050	Mid-States Division	Federal	095	1010	DIST Meters & Regs	V2010	50% FY	MACRS 15		0	0	0	0	0	0
050	095	Utility	MACRS 15	2023	050	Mid-States Division	State No E	095	1010	DIST Meters & Regs	V2010	50% FY	MACRS 15		0	0	0	0	0	0
050	095	Utility	MACRS 15	2023	050	Mid-States Division	Federal	095	1010	DIST Meters & Regs	V2010	50% FY	MACRS 15		-0.41	0	0	0	0	0
050	095	Utility	MACRS 15	2023	050	Mid-States Division	State No E	095	1010	DIST Meters & Regs	V2010	50% FY	MACRS 15		-0.41	-0.12	-0.12	0	0	0
050	096	Utility	MACRS 15	2023	050	Mid-States Division	Federal	096	1010	DIST Mains	V2010	50% FY	MACRS 15		0	0	0	0	0	0
050	096	Utility	MACRS 15	2023	050	Mid-States Division	State No E	096	1010	DIST Mains	V2010	50% FY	MACRS 15		0	0	0	0	0	0
050	096	Utility	MACRS 15	2023	050	Mid-States Division	Federal	096	1010	DIST Mains	V2010	50% FY	MACRS 15		180972.81	48796.61	39966.86	2879	0	0
050	096	Utility	MACRS 15	2023	050	Mid-States Division	State No E	096	1010	DIST Mains	V2010	50% FY	MACRS 15		180972.81	101267.6	84693.16	5974.79	0	0
050	096	Utility	MACRS 15	2023	050	Mid-States Division	Federal	096	1010	DIST Mains	V2010	50% FY	MACRS 15		79036.28	1437.94	1437.94	0	0	0
050	096	Utility	MACRS 15	2023	050	Mid-States Division	State No E	096	1010	DIST Mains	V2010	50% FY	MACRS 15		79036.28	-13731.58	-13731.58	0	0	0
050	096	Utility	MACRS 15	2023	050	Mid-States Division	Federal	096	1010	DIST Mains	V2010	50% FY	MACRS 15		15927.4	-351.4	-299.52	-20.73	0	0
050	096	Utility	MACRS 15	2023	050	Mid-States Division	State No E	096	1010	DIST Mains	V2010	50% FY	MACRS 15		15927.4	-702.8	-599.1	-41.47	0	0
050	096	Utility	MACRS 15	2023	050	Mid-States Division	Federal	096	1010	DIST Meas, Reg Sta	V2010	50% FY	MACRS 15		12614.2	6046.45	5154	356.74	0	0
050	096	Utility	MACRS 15	2023	050	Mid-States Division	State No E	096	1010	DIST Meas, Reg Sta	V2010	50% FY	MACRS 15		12614.2	12092.91	10307.99	713.48	0	0
050	096	Utility	MACRS 15	2023	050	Mid-States Division	Federal	096	1010	DIST Meters & Regs	V2010	50% FY	MACRS 15		48572.12	55826.4	55826.4	0	0	0
050	096	Utility	MACRS 15	2023	050	Mid-States Division	State No E	096	1010	DIST Meters & Regs	V2010	50% FY	MACRS 15		48572.12	85964.29	84653.43	1310.86	0	0
050	096	Utility	MACRS 15	2023	050	Mid-States Division	Federal	096	1010	DIST Meters & Regs	V2010	50% FY	MACRS 15		602463.5	72732.65	-4103.19	4291.23	0	0
050	096	Utility	MACRS 15	2023	050	Mid-States Division	State No E	096	1010	DIST Meters & Regs	V2010	50% FY	MACRS 15		602463.5	294710.08	185110.37	17387.89	0	0
050	096	Utility	MACRS 15	2023	050	Mid-States Division	Federal	096	1010	DIST Meters & Regs	V2010	50% FY	MACRS 15		-5030.09	-2040.36	-1739.21	-120.38	0	0
050	096	Utility	MACRS 15	2023	050	Mid-States Division	State No E	096	1010	DIST Meters & Regs	V2010	50% FY	MACRS 15		-5030.09	-4080.72	-3478.4	-240.76	0	0
050	096	Utility	MACRS 15	2023	050	Mid-States Division	Federal	096	1010	DIST Services	V2010	50% FY	MACRS 15		809324.7	239812.5	143101.37	14148.94	0	0
050	096	Utility	MACRS 15	2023	050	Mid-States Division	State No E	096	1010	DIST Services	V2010	50% FY	MACRS 15		809324.7	618064.43	465523.27	36465.8	0	0
050	096	Utility	MACRS 7	2023	050	Mid-States Division	Federal	096	1010	GENL Misc	V2010	50% FY	MACRS 7		0	0.02	0.02	0	0	0
050	096	Utility	MACRS 7	2023	050	Mid-States Division	State No E	096	1010	GENL Misc	V2010	50% FY	MACRS 7		0	0	0	0	0	0
050	096	Utility	MACRS 7	2023	050	Mid-States Division	Federal	096	1010	GENL Tools	V2010	50% FY	MACRS 7		0	0	0	0	0	0
050	096	Utility	MACRS 7	2023	050	Mid-States Division	State No E	096	1010	GENL Tools	V2010	50% FY	MACRS 7		0	0	0	0	0	0
050	009	Utility	NONE	2023	050	Mid-States Division	Federal	009	1010	DIST Land, Land Rights	V2010	FY	NONE		284853.24	267307.4	0	0	0	0
050	009	Utility	MACRS 39	2023	050	Mid-States Division	Federal	009	1010	GENL Structures	V2010	FY	MACRS 39 MAY	37653	0	0	0	0	0	0
050	009	Utility	MACRS 39	2023	050	Mid-States Division	Federal	009	1010	GENL Structures	V2010	FY	MACRS 39 JUN	37681	0	0	0	0	0	0
050	009	Utility	MACRS 39	2023	050	Mid-States Division	Federal	009	1010	GENL Structures	V2010	FY	MACRS 39 JUL	37712	0	0	0	0	0	0
050	009	Utility	MACRS 39	2023	050	Mid-States Division	Federal	009	1010	GENL Structures	V2010	FY	MACRS 39 SEP	38139	273.59	260.89	80.56	6.69	0	0
050	009	Utility	MACRS 39	2023	050	Mid-States Division	Federal	009	1010	GENL Structures	V2010	FY	MACRS 39 SEP	37773	0	0	0	0	0	0
050	009	Utility	MACRS 39	2023	050	Mid-States Division	Federal	009	1010	GENL Structures	V2010	FY	MACRS 39 OCT	37773	0	0	0	0	0	0
050	009	Utility	MACRS 39	2023	050	Mid-States Division	Federal	009	1010	GENL Structures	V2010	FY	MACRS 39 NOV	37834	0	0	0	0	0	0
050	009	Utility	MACRS 39	2023	050	Mid-States Division	Federal	009	1010	GENL Structures	V2010	FY	MACRS 39 NOV	37834	0	0	0	0	0	0
050	009	Utility	MACRS 39	2023	050	Mid-States Division	Federal	009	1010	GENL Structures	V2010	FY	MACRS 39 DEC	38231	0	0	0	0	0	0
050	009	Utility	MACRS 39	2023	050	Mid-States Division	Federal	009	1010	GENL Structures	V2010	FY	MACRS 39 JAN	37895	0	0	0	0	0	0
050	009	Utility	MACRS 39	2023	050	Mid-States Division	Federal	009	1010	GENL Structures	V2010	FY	MACRS 39 MAR	38322	10306.52	9839.77	9839.77	0	0	0
050	009	Utility	MACRS 39	2023	050	Mid-States Division	Federal	009	1010	GENL Structures	V2010	FY	MACRS 39 MAR	38322	102327.63	97694.43	31415.61	2504.89	0	0
050	009	Utility	MACRS 39	2023	050	Mid-States Division	Federal	009	1010	GENL Structures	V2010	FY	MACRS 39 MAR	38322	22.11	20.84	6.68	0.53	0	0
050	009	Utility	NONE	2023	050	Mid-States Division	Federal	009	1010	TRAN Land, Land Rights	V2010	FY	NONE		0	0	0	0	0	0
050	093	Utility	NONE	2023	050	Mid-States Division	Federal	093	1010	DIST Land, Land Rights	V2010	FY	NONE		311483.96	231261.55	0	0	0	0
050	093	Utility	MACRS 15	2023	050	Mid-States Division	Federal	093	1010	DIST Mains	V2010	FY	MACRS 15		86829.58	4007.41	-92.74	236.44	0	0

050	093	Utility	MACRS 15	2023	050 Mid-States Division	Federal	093 1010 DIST Mains	V2010 FY	MACRS 15			565.01	382.06	322.11	22.54	0	0
050	093	Utility	MACRS 15	2023	050 Mid-States Division	Federal	093 1010 DIST Meas, Reg Sta	V2010 FY	MACRS 15			278848.48	245526.52	209286.8	14486.06	0	0
050	093	Utility	MACRS 39	2023	050 Mid-States Division	Federal	093 1010 GENL Structures	V2010 FY	MACRS 39			602	602	233.22	14.18	0	0
050	093	Utility	MACRS 39	2023	050 Mid-States Division	Federal	093 1010 GENL Structures	V2010 FY	MACRS 39 AUG		37742	1838.72	1780.09	553.39	45.64	0	0
050	093	Utility	MACRS 39	2023	050 Mid-States Division	Federal	093 1010 GENL Structures	V2010 FY	MACRS 39 DEC		37865	37354.23	36165.36	36165.36	0	0	0
050	095	Utility	MACRS 39	2023	050 Mid-States Division	Federal	095 1010 GENL Structures	V2010 FY	MACRS 39			0	0	0	0	0	0
050	096	Utility	MACRS 15	2023	050 Mid-States Division	Federal	096 1010 DIST Mains	V2010 FY	MACRS 15			121.31	-18.51	-18.51	0	0	0
050	096	Utility	MACRS 15	2023	050 Mid-States Division	Federal	096 1010 DIST Meas, Reg Sta	V2010 FY	MACRS 15			34.74	32.91	28.03	1.94	0	0
050	096	Utility	MACRS 15	2023	050 Mid-States Division	Federal	096 1010 DIST Services	V2010 FY	MACRS 15			-207.52	-128.97	-97.88	-7.61	0	0
050	096	Utility	MACRS 7	2023	050 Mid-States Division	Federal	096 1010 GENL Office 7	V2010 FY	MACRS 7			182.03	173.71	173.71	0	0	0
050	096	Utility	AMT 7	2023	050 Mid-States Division	AMT	096 1010 GENL Office 7	V2010 FY	AMT 7			182.03	173.71	173.71	0	0	0
050	096	Utility	MACRS 39	2023	050 Mid-States Division	Federal	096 1010 GENL Structures	V2010 FY	MACRS 39 MAY		38018	9800.46	9449.08	9449.08	0	0	0
050	009	Utility	MACRS 15	2023	050 Mid-States Division	Federal	009 1010 DIST Mains	V2011 100% FY	MACRS 15			2954271.54	0	0	0	0	0
050	009	Utility	MACRS 15	2023	050 Mid-States Division	State No E	009 1010 DIST Mains	V2011 100% FY	MACRS 15			2954271.54	2342818.9	1858558.27	138460.6	0	0
050	009	Utility	MACRS 15	2023	050 Mid-States Division	Federal	009 1010 DIST Mains	V2011 100% FY	MACRS 15			2379723.27	0	0	0	0	0
050	009	Utility	MACRS 15	2023	050 Mid-States Division	State No E	009 1010 DIST Mains	V2011 100% FY	MACRS 15			2379723.27	697109.17	553016.7	41199.15	0	0
050	009	Utility	MACRS 15	2023	050 Mid-States Division	Federal	009 1010 DIST Mains	V2011 100% FY	MACRS 15			583152.75	0	0	0	0	0
050	009	Utility	MACRS 15	2023	050 Mid-States Division	State No E	009 1010 DIST Mains	V2011 100% FY	MACRS 15			583152.75	128546.35	101975.8	7597.09	0	0
050	009	Utility	MACRS 15	2023	050 Mid-States Division	Federal	009 1010 DIST Meas, Reg Sta	V2011 100% FY	MACRS 15			81169.68	0	0	0	0	0
050	009	Utility	MACRS 15	2023	050 Mid-States Division	State No E	009 1010 DIST Meas, Reg Sta	V2011 100% FY	MACRS 15			81169.68	39475.68	31316.06	2333.01	0	0
050	009	Utility	MACRS 15	2023	050 Mid-States Division	Federal	009 1010 DIST Meas, Reg Sta	V2011 100% FY	MACRS 15			645423.89	0	0	0	0	0
050	009	Utility	MACRS 15	2023	050 Mid-States Division	State No E	009 1010 DIST Meas, Reg Sta	V2011 100% FY	MACRS 15			645423.89	606341.89	481011.02	35834.81	0	0
050	009	Utility	MACRS 15	2023	050 Mid-States Division	Federal	009 1010 DIST Meas, Reg Sta (Ind)	V2011 100% FY	MACRS 15			5790	0	0	0	0	0
050	009	Utility	MACRS 15	2023	050 Mid-States Division	State No E	009 1010 DIST Meas, Reg Sta (Ind)	V2011 100% FY	MACRS 15			5790	5626	4463.09	332.5	0	0
050	009	Utility	MACRS 20	2023	050 Mid-States Division	Federal	009 1010 DIST Meas, Reg Sta (Ind)	V2011 100% FY	MACRS 20			18872	0	0	0	0	0
050	009	Utility	MACRS 20	2023	050 Mid-States Division	State No E	009 1010 DIST Meas, Reg Sta (Ind)	V2011 100% FY	MACRS 20			18872	18340	11384.91	818.33	0	0
050	009	Utility	MACRS 15	2023	050 Mid-States Division	Federal	009 1010 DIST Meters & Regs	V2011 100% FY	MACRS 15			206366.3	0	0	0	0	0
050	009	Utility	MACRS 15	2023	050 Mid-States Division	State No E	009 1010 DIST Meters & Regs	V2011 100% FY	MACRS 15			206366.3	212194	168333.53	12540.67	0	0
050	009	Utility	MACRS 15	2023	050 Mid-States Division	Federal	009 1010 DIST Meters & Regs	V2011 100% FY	MACRS 15			480228.98	0	0	0	0	0
050	009	Utility	MACRS 15	2023	050 Mid-States Division	State No E	009 1010 DIST Meters & Regs	V2011 100% FY	MACRS 15			480228.98	708433	561999.92	41868.39	0	0
050	009	Utility	MACRS 15	2023	050 Mid-States Division	Federal	009 1010 DIST Meters & Regs	V2011 100% FY	MACRS 15			257036.7	0	0	0	0	0
050	009	Utility	MACRS 15	2023	050 Mid-States Division	State No E	009 1010 DIST Meters & Regs	V2011 100% FY	MACRS 15			257036.7	271008	214990.63	16016.57	0	0
050	009	Utility	MACRS 20	2023	050 Mid-States Division	Federal	009 1010 DIST Meters & Regs	V2011 100% FY	MACRS 20			226334.44	0	0	0	0	0
050	009	Utility	MACRS 20	2023	050 Mid-States Division	State No E	009 1010 DIST Meters & Regs	V2011 100% FY	MACRS 20			226334.44	232725	144468.7	10384.19	0	0
050	009	Utility	MACRS 20	2023	050 Mid-States Division	Federal	009 1010 DIST Meters & Regs	V2011 100% FY	MACRS 20			1318986.7	0	0	0	0	0
050	009	Utility	MACRS 20	2023	050 Mid-States Division	State No E	009 1010 DIST Meters & Regs	V2011 100% FY	MACRS 20			1318986.7	1945767	1207873.78	86820.12	0	0
050	009	Utility	MACRS 20	2023	050 Mid-States Division	Federal	009 1010 DIST Meters & Regs	V2011 100% FY	MACRS 20			720873.18	0	0	0	0	0
050	009	Utility	MACRS 20	2023	050 Mid-States Division	State No E	009 1010 DIST Meters & Regs	V2011 100% FY	MACRS 20			720873.18	760056	471819.97	33913.7	0	0
050	009	Utility	MACRS 15	2023	050 Mid-States Division	Federal	009 1010 DIST Services	V2011 100% FY	MACRS 15			584931.3	0	0	0	0	0
050	009	Utility	MACRS 15	2023	050 Mid-States Division	State No E	009 1010 DIST Services	V2011 100% FY	MACRS 15			584931.3	711973	564808.18	42077.6	0	0
050	009	Utility	MACRS 15	2023	050 Mid-States Division	Federal	009 1010 DIST Services	V2011 100% FY	MACRS 15			0	0	0	0	0	0
050	009	Utility	MACRS 15	2023	050 Mid-States Division	State No E	009 1010 DIST Services	V2011 100% FY	MACRS 15			0	0	0	0	0	0
050	009	Utility	MACRS 20	2023	050 Mid-States Division	Federal	009 1010 DIST Services	V2011 100% FY	MACRS 20			1599705.29	0	0	0	0	0
050	009	Utility	MACRS 20	2023	050 Mid-States Division	State No E	009 1010 DIST Services	V2011 100% FY	MACRS 20			1599705.29	1822852	1131571.86	81335.66	0	0
050	009	Utility	MACRS 20	2023	050 Mid-States Division	Federal	009 1010 DIST Services	V2011 100% FY	MACRS 20			0	0	0	0	0	0
050	009	Utility	MACRS 20	2023	050 Mid-States Division	State No E	009 1010 DIST Services	V2011 100% FY	MACRS 20			0	0	0	0	0	0
050	009	Utility	MACRS 5	2023	050 Mid-States Division	Federal	009 1010 GENL Communication	V2011 100% FY	MACRS 5			-2382.86	0	0	0	0	0
050	009	Utility	MACRS 5	2023	050 Mid-States Division	State No E	009 1010 GENL Communication	V2011 100% FY	MACRS 5			-2382.86	-2224.86	-2224.86	0	0	0
050	009	Utility	MACRS 5	2023	050 Mid-States Division	Federal	009 1010 GENL Computers HW	V2011 100% FY	MACRS 5			0	0.01	0	0	0	0
050	009	Utility	MACRS 5	2023	050 Mid-States Division	State No E	009 1010 GENL Computers HW	V2011 100% FY	MACRS 5			0	0.01	0.01	0	0	0
050	009	Utility	MACRS 7	2023	050 Mid-States Division	Federal	009 1010 GENL Misc	V2011 100% FY	MACRS 7			146765.43	0	0	0	0	0
050	009	Utility	MACRS 7	2023	050 Mid-States Division	State No E	009 1010 GENL Misc	V2011 100% FY	MACRS 7			146765.43	144782.08	144782.08	0	0	0
050	009	Utility	MACRS 7	2023	050 Mid-States Division	Federal	009 1010 GENL Tools	V2011 100% FY	MACRS 7			262471.69	0	0	0	0	0
050	009	Utility	MACRS 7	2023	050 Mid-States Division	State No E	009 1010 GENL Tools	V2011 100% FY	MACRS 7			262471.69	295361.15	295361.15	0	0	0
050	009	Utility	MACRS 7	2023	050 Mid-States Division	Federal	009 1010 STOR Wells	V2011 100% FY	MACRS 7			861264	0	0	0	0	0
050	009	Utility	MACRS 7	2023	050 Mid-States Division	State No E	009 1010 STOR Wells	V2011 100% FY	MACRS 7			861264	40274	40274	0	0	0
050	009	Utility	MACRS 15	2023	050 Mid-States Division	Federal	009 1010 TRAN Mains	V2011 100% FY	MACRS 15			2042035.92	0	0	0	0	0
050	009	Utility	MACRS 15	2023	050 Mid-States Division	State No E	009 1010 TRAN Mains	V2011 100% FY	MACRS 15			2042035.92	2047697	1624438.01	121018.89	0	0
050	009	Utility	MACRS 15	2023	050 Mid-States Division	Federal	009 1010 TRAN Mains	V2011 100% FY	MACRS 15			0	0	0	0	0	0
050	009	Utility	MACRS 15	2023	050 Mid-States Division	State No E	009 1010 TRAN Mains	V2011 100% FY	MACRS 15			0	0	0	0	0	0
050	009	Utility	MACRS 15	2023	050 Mid-States Division	Federal	009 1010 TRAN Meas, Reg Sta Equip	V2011 100% FY	MACRS 15			44805.27	0	0	0	0	0
050	009	Utility	MACRS 15	2023	050 Mid-States Division	State No E	009 1010 TRAN Meas, Reg Sta Equip	V2011 100% FY	MACRS 15			44805.27	592.27	469.82	35	0	0
050	091	Utility	MACRS 5	2023	050 Mid-States Division	Federal	091 1010 GENL Computers HW	V2011 100% FY	MACRS 5			0	0	0	0	0	0
050	091	Utility	MACRS 5	2023	050 Mid-States Division	State No E	091 1010 GENL Computers HW	V2011 100% FY	MACRS 5			0	0	0	0	0	0
050	091	Utility	MACRS 5	2023	050 Mid-States Division	Federal	091 1010 GENL Computers HW	V2011 100% FY	MACRS 5			0	0	0	0	0	0
050	091	Utility	MACRS 5	2023	050 Mid-States Division	State No E	091 1010 GENL Computers HW	V2011 100% FY	MACRS 5			0	0	0	0	0	0
050	091	Utility	MACRS 7	2023	050 Mid-States Division	Federal	091 1010 GENL Tools	V2011 100% FY	MACRS 7			-0.03	0	0	0	0	0
050	091	Utility	MACRS 7	2023	050 Mid-States Division	State No E	091 1010 GENL Tools	V2011 100% FY	MACRS 7			-0.03	-2.24	-2.24	0	0	0
050	093	Utility	MACRS 15	2023	050 Mid-States Division	Federal	093 1010 DIST Mains	V2011 100% FY	MACRS 15			50190.6	0	0	0	0	0
050	093	Utility	MACRS 15	2023	050 Mid-States Division	State No E	093 1010 DIST Mains	V2011 100% FY	MACRS 15			50190.6	10570.86	8385.86	624.74	0	0
050	093	Utility	MACRS 15	2023	050 Mid-States Division	Federal	093 1010 DIST Mains	V2011 100% FY	MACRS 15			6976.59	0	0	0	0	0
050	093	Utility	MACRS 15	2023	050 Mid-States Division	State No E	093 1010 DIST Mains	V2011 100% FY	MACRS 15			6976.59	30948.48	24551.44	1829.06	0	0
050	093	Utility	MACRS 15	2023	050 Mid-States Division	Federal	093 1010 DIST Mains	V2011 100% FY	MACRS 15			225508.67	0	0	0	0	0
050	093	Utility	MACRS 15	2023	050 Mid-States Division	State No E	093 1010 DIST Mains	V2011 100% FY	MACRS 15			225508.67	1000367.47	793591.52	59121.72	0	0
050	093	Utility	MACRS 15	2023	050 Mid-States Division	Federal	093 1010 DIST Mains	V2011 100% FY	MACRS 15			1352868.75	0	0	0	0	0
050	093	Utility	MACRS 15	2023	050 Mid-States Division	State No E	093 1010 DIST Mains	V2011 100% FY	MACRS 15			1352868.75	284938.45	226041.69	16839.86	0	0
050	093	Utility	MACRS 15	2023	050 Mid-States Division	Federal	093 1010 DIST Mains	V2011 100% FY	MACRS 15			4782196.61	0	0	0	0	0
050	093	Utility	MACRS 15	2023	050 Mid-States Division	State No E	093 1010 DIST Mains	V2011 100% FY	MACRS 15			4782196.61	2787326	2211185.7	164730.97	0	0
050	093	Utility	MACRS 15	2023	050 Mid-States Division	Federal	093 1010 DIST Meas, Reg Sta	V2011 100% FY	MACRS 15			72545.67	0	0	0	0	0
050	093	Utility	MACRS 15	2023	050 Mid-States Division	State No E	093 1010 DIST Meas, Reg Sta	V2011 100% FY	MACRS 15			72545.67	67354.67	53432.47	3980.66	0	0
050	093	Utility	MACRS 15	2023	050 Mid-States Division	Federal	093 1010 DIST Meas, Reg Sta	V2011 100% FY	MACRS 15			-152.59	0	0	0	0	0
050	093	Utility	MACRS 15	2023	050 Mid-States Division	State No E	093 1010 DIST Meas, Reg Sta	V2011 100% FY	MACRS 15			-152.59	11.41	9.03	0.67	0	0
050	093	Utility	MACRS 20	2023	050 Mid-States Division	Federal	093 1010 DIST Meas, Reg Sta (Ind)	V2011 100% FY	MACRS 20			30640	0	0	0	0	0
050	093	Utility	MACRS 20	2023	050 Mid-States Division	State No E	093 1010 DIST Meas, Reg Sta (Ind)	V2011 100% FY	MACRS 20			30640	28539	17716.14	1273.41	0	0
050	093	Utility	MACRS 15	2023	050 Mid-States Division	Federal	093 1010 DIST Meters & Regs	V2011 100% FY	MACRS 15			90814.02	0	0	0	0	0
050	093	Utility	MACRS 15	2023	050 Mid-States Division	State No E	093 1010 DIST Meters & Regs	V2011 100% FY	MACRS 15			90814.02	113128	89744.42	6685.86	0	0
050	093	Utility	MACRS 15	2023	050 Mid-States Division	Federal	093 1010 DIST Meters & Regs	V2011 100% FY	MACRS 15			540005.26	0	0	0	0	0
050	093	Utility	MACRS 15	2023	050 Mid-States Division	State No E	093 1010 DIST Meters & Regs	V2011 100% FY	MACRS 15			540005.26	546780	433760.57	32314.7	0	0
050	093	Utility	MACRS 15	2023	050 Mid-States Division	Federal	093 1010 DIST Meters & Regs	V2011 100% FY	MACRS 15			250535.93	0	0	0	0	0
050	093	Utility	MACRS 15	2023	050 Mid-States Division	State No E	093 1010 DIST Meters & Regs	V2011 100% FY	MACRS 15			250535.93	246989	195936.36	14597.05	0	0
050	093	Utility	MACRS 20	2023	050 Mid-States Division	Federal	093 1010 DIST Meters & Regs	V2011 100% FY	MACRS 20			124065.43	0	0	0	0	0
050	093	Utility	MACRS 20	2023	050 Mid-States Division	State No E	093 1010 DIST Meters & Regs	V2011 100% FY	MACRS 20			124065.43	154550	95940	6896.02	0	0

050	093	Utility	MACRS 20	2023	050 Mid-States Division	Federal	093	1010 DIST Meters & Regs	V2011	100% FY	MACRS 20	1444371.08	0	0	0	0	0
050	093	Utility	MACRS 20	2023	050 Mid-States Division	State No E	093	1010 DIST Meters & Regs	V2011	100% FY	MACRS 20	1444371.08	1462495	907873.02	65256.53	0	0
050	093	Utility	MACRS 20	2023	050 Mid-States Division	Federal	093	1010 DIST Meters & Regs	V2011	100% FY	MACRS 20	620483.15	0	0	0	0	0
050	093	Utility	MACRS 20	2023	050 Mid-States Division	State No E	093	1010 DIST Meters & Regs	V2011	100% FY	MACRS 20	620483.15	611700	379725	27294.05	0	0
050	093	Utility	MACRS 15	2023	050 Mid-States Division	Federal	093	1010 DIST Services	V2011	100% FY	MACRS 15	949381.82	0	0	0	0	0
050	093	Utility	MACRS 15	2023	050 Mid-States Division	State No E	093	1010 DIST Services	V2011	100% FY	MACRS 15	949381.82	532685	422579.01	31481.68	0	0
050	093	Utility	MACRS 20	2023	050 Mid-States Division	Federal	093	1010 DIST Services	V2011	100% FY	MACRS 20	2674992.48	0	0	0	0	0
050	093	Utility	MACRS 20	2023	050 Mid-States Division	State No E	093	1010 DIST Services	V2011	100% FY	MACRS 20	2674992.48	1500901	931714.29	66970.2	0	0
050	093	Utility	MACRS 5	2023	050 Mid-States Division	Federal	093	1010 GENL Communication	V2011	100% FY	MACRS 5	-1230.48	0	0	0	0	0
050	093	Utility	MACRS 5	2023	050 Mid-States Division	State No E	093	1010 GENL Communication	V2011	100% FY	MACRS 5	-1230.48	-1174.48	-1174.48	0	0	0
050	093	Utility	MACRS 5	2023	050 Mid-States Division	Federal	093	1010 GENL Computers HW	V2011	100% FY	MACRS 5	119229.06	0	0	0	0	0
050	093	Utility	MACRS 5	2023	050 Mid-States Division	State No E	093	1010 GENL Computers HW	V2011	100% FY	MACRS 5	119229.06	111793.52	111793.52	0	0	0
050	093	Utility	MACRS 5	2023	050 Mid-States Division	Federal	093	1010 GENL Computers HW	V2011	100% FY	MACRS 5	0	-0.01	0	0	0	0
050	093	Utility	MACRS 5	2023	050 Mid-States Division	State No E	093	1010 GENL Computers HW	V2011	100% FY	MACRS 5	0	-0.01	-0.01	0	0	0
050	093	Utility	MACRS 7	2023	050 Mid-States Division	Federal	093	1010 GENL Misc	V2011	100% FY	MACRS 7	194380.06	0	0	0	0	0
050	093	Utility	MACRS 7	2023	050 Mid-States Division	State No E	093	1010 GENL Misc	V2011	100% FY	MACRS 7	194380.06	195462.05	195462.05	0	0	0
050	093	Utility	MACRS 7	2023	050 Mid-States Division	Federal	093	1010 GENL Office 7	V2011	100% FY	MACRS 7	6792.51	0	0	0	0	0
050	093	Utility	MACRS 7	2023	050 Mid-States Division	State No E	093	1010 GENL Office 7	V2011	100% FY	MACRS 7	6792.51	6550.51	6550.51	0	0	0
050	093	Utility	MACRS 7	2023	050 Mid-States Division	Federal	093	1010 GENL Power Operated Equip	V2011	100% FY	MACRS 7	0	0	0	0	0	0
050	093	Utility	MACRS 7	2023	050 Mid-States Division	State No E	093	1010 GENL Power Operated Equip	V2011	100% FY	MACRS 7	0	0	0	0	0	0
050	093	Utility	MACRS 7	2023	050 Mid-States Division	Federal	093	1010 GENL Tools	V2011	100% FY	MACRS 7	147045.46	0	0	0	0	0
050	093	Utility	MACRS 7	2023	050 Mid-States Division	State No E	093	1010 GENL Tools	V2011	100% FY	MACRS 7	147045.46	142672.81	142672.81	0	0	0
050	093	Utility	MACRS 15	2023	050 Mid-States Division	Federal	093	1010 TRAN Mains	V2011	100% FY	MACRS 15	584252	0	0	0	0	0
050	093	Utility	MACRS 15	2023	050 Mid-States Division	State No E	093	1010 TRAN Mains	V2011	100% FY	MACRS 15	584252	7199	5710.96	425.46	0	0
050	095	Utility	MACRS 7	2023	050 Mid-States Division	Federal	095	1010 GENL Tools	V2011	100% FY	MACRS 7	0.03	0.01	0	0	0	0
050	095	Utility	MACRS 7	2023	050 Mid-States Division	State No E	095	1010 GENL Tools	V2011	100% FY	MACRS 7	0.03	0.01	0	0	0	0
050	096	Utility	MACRS 15	2023	050 Mid-States Division	Federal	096	1010 DIST Mains	V2011	100% FY	MACRS 15	169648.19	0	0	0	0	0
050	096	Utility	MACRS 15	2023	050 Mid-States Division	State No E	096	1010 DIST Mains	V2011	100% FY	MACRS 15	169648.19	27064.12	21469.95	1599.49	0	0
050	096	Utility	MACRS 15	2023	050 Mid-States Division	Federal	096	1010 DIST Mains	V2011	100% FY	MACRS 15	425119.14	0	0	0	0	0
050	096	Utility	MACRS 15	2023	050 Mid-States Division	State No E	096	1010 DIST Mains	V2011	100% FY	MACRS 15	425119.14	239815.36	190245.54	14173.09	0	0
050	096	Utility	MACRS 15	2023	050 Mid-States Division	Federal	096	1010 DIST Mains	V2011	100% FY	MACRS 15	251720.38	0	0	0	0	0
050	096	Utility	MACRS 15	2023	050 Mid-States Division	State No E	096	1010 DIST Mains	V2011	100% FY	MACRS 15	251720.38	145417.44	115359.66	8594.17	0	0
050	096	Utility	MACRS 15	2023	050 Mid-States Division	Federal	096	1010 DIST Mains	V2011	100% FY	MACRS 15	1162.87	0	0	0	0	0
050	096	Utility	MACRS 15	2023	050 Mid-States Division	State No E	096	1010 DIST Mains	V2011	100% FY	MACRS 15	1162.87	185.32	147	10.95	0	0
050	096	Utility	MACRS 15	2023	050 Mid-States Division	Federal	096	1010 DIST Meas, Reg Sta	V2011	100% FY	MACRS 15	25388.04	0	0	0	0	0
050	096	Utility	MACRS 15	2023	050 Mid-States Division	State No E	096	1010 DIST Meas, Reg Sta	V2011	100% FY	MACRS 15	25388.04	22818.04	18101.53	1348.55	0	0
050	096	Utility	MACRS 15	2023	050 Mid-States Division	Federal	096	1010 DIST Meas, Reg Sta	V2011	100% FY	MACRS 15	7094.93	0	0	0	0	0
050	096	Utility	MACRS 15	2023	050 Mid-States Division	State No E	096	1010 DIST Meas, Reg Sta	V2011	100% FY	MACRS 15	7094.93	6744.93	5350.76	398.63	0	0
050	096	Utility	MACRS 15	2023	050 Mid-States Division	Federal	096	1010 DIST Meters & Regs	V2011	100% FY	MACRS 15	4249.51	0	0	0	0	0
050	096	Utility	MACRS 15	2023	050 Mid-States Division	State No E	096	1010 DIST Meters & Regs	V2011	100% FY	MACRS 15	4249.51	8752	6942.96	517.24	0	0
050	096	Utility	MACRS 15	2023	050 Mid-States Division	Federal	096	1010 DIST Meters & Regs	V2011	100% FY	MACRS 15	96946.31	0	0	0	0	0
050	096	Utility	MACRS 15	2023	050 Mid-States Division	State No E	096	1010 DIST Meters & Regs	V2011	100% FY	MACRS 15	96946.31	92951	73738.03	5493.4	0	0
050	096	Utility	MACRS 15	2023	050 Mid-States Division	Federal	096	1010 DIST Meters & Regs	V2011	100% FY	MACRS 15	6155.82	0	0	0	0	0
050	096	Utility	MACRS 15	2023	050 Mid-States Division	State No E	096	1010 DIST Meters & Regs	V2011	100% FY	MACRS 15	6155.82	31150	24711.32	1840.96	0	0
050	096	Utility	MACRS 20	2023	050 Mid-States Division	Federal	096	1010 DIST Meters & Regs	V2011	100% FY	MACRS 20	-328	0	0	0	0	0
050	096	Utility	MACRS 20	2023	050 Mid-States Division	State No E	096	1010 DIST Meters & Regs	V2011	100% FY	MACRS 20	-328	-648	-402.26	-28.91	0	0
050	096	Utility	MACRS 20	2023	050 Mid-States Division	Federal	096	1010 DIST Meters & Regs	V2011	100% FY	MACRS 20	319721.36	0	0	0	0	0
050	096	Utility	MACRS 20	2023	050 Mid-States Division	State No E	096	1010 DIST Meters & Regs	V2011	100% FY	MACRS 20	319721.36	306548	190295.81	13678.17	0	0
050	096	Utility	MACRS 20	2023	050 Mid-States Division	Federal	096	1010 DIST Meters & Regs	V2011	100% FY	MACRS 20	26734.41	0	0	0	0	0
050	096	Utility	MACRS 20	2023	050 Mid-States Division	State No E	096	1010 DIST Meters & Regs	V2011	100% FY	MACRS 20	26734.41	135281	83978.41	6036.24	0	0
050	096	Utility	MACRS 15	2023	050 Mid-States Division	Federal	096	1010 DIST Services	V2011	100% FY	MACRS 15	250213.42	0	0	0	0	0
050	096	Utility	MACRS 15	2023	050 Mid-States Division	State No E	096	1010 DIST Services	V2011	100% FY	MACRS 15	250213.42	257304	204119.29	15206.67	0	0
050	096	Utility	MACRS 20	2023	050 Mid-States Division	Federal	096	1010 DIST Services	V2011	100% FY	MACRS 20	357551.23	0	0	0	0	0
050	096	Utility	MACRS 20	2023	050 Mid-States Division	State No E	096	1010 DIST Services	V2011	100% FY	MACRS 20	357551.23	367683	228246.6	16406.02	0	0
050	096	Utility	MACRS 5	2023	050 Mid-States Division	Federal	096	1010 GENL Computers HW	V2011	100% FY	MACRS 5	0	-0.01	0	0	0	0
050	096	Utility	MACRS 5	2023	050 Mid-States Division	State No E	096	1010 GENL Computers HW	V2011	100% FY	MACRS 5	0	-0.01	-0.01	0	0	0
050	096	Utility	MACRS 7	2023	050 Mid-States Division	Federal	096	1010 GENL Misc	V2011	100% FY	MACRS 7	-1600.26	0	0	0	0	0
050	096	Utility	MACRS 7	2023	050 Mid-States Division	State No E	096	1010 GENL Misc	V2011	100% FY	MACRS 7	-1600.26	-1873.26	-1873.26	0	0	0
050	096	Utility	MACRS 7	2023	050 Mid-States Division	Federal	096	1010 GENL Tools	V2011	100% FY	MACRS 7	0	0	0	0	0	0
050	096	Utility	MACRS 7	2023	050 Mid-States Division	State No E	096	1010 GENL Tools	V2011	100% FY	MACRS 7	0	0	0	0	0	0
050	009	Utility	MACRS 15	2023	050 Mid-States Division	Federal	009	1010 DIST Mains	V2011	50% FY	MACRS 15	0	0	0	0	0	0
050	009	Utility	MACRS 15	2023	050 Mid-States Division	State No E	009	1010 DIST Mains	V2011	50% FY	MACRS 15	0	0	0	0	0	0
050	009	Utility	MACRS 15	2023	050 Mid-States Division	Federal	009	1010 DIST Mains	V2011	50% FY	MACRS 15	1640629.77	647654.83	513784.56	38276.4	0	0
050	009	Utility	MACRS 15	2023	050 Mid-States Division	State No E	009	1010 DIST Mains	V2011	50% FY	MACRS 15	1640629.77	1295309.66	1027569.15	76552.8	0	0
050	009	Utility	MACRS 15	2023	050 Mid-States Division	Federal	009	1010 DIST Mains	V2011	50% FY	MACRS 15	0	0	0	0	0	0
050	009	Utility	MACRS 15	2023	050 Mid-States Division	State No E	009	1010 DIST Mains	V2011	50% FY	MACRS 15	0	0	0	0	0	0
050	009	Utility	MACRS 15	2023	050 Mid-States Division	Federal	009	1010 DIST Mains	V2011	50% FY	MACRS 15	496609.96	72737.56	57702.72	4298.79	0	0
050	009	Utility	MACRS 15	2023	050 Mid-States Division	State No E	009	1010 DIST Mains	V2011	50% FY	MACRS 15	496609.96	145475.12	115405.41	8597.58	0	0
050	009	Utility	MACRS 15	2023	050 Mid-States Division	Federal	009	1010 DIST Meas, Reg Sta	V2011	50% FY	MACRS 15	289841.78	136145.39	108004.15	8046.19	0	0
050	009	Utility	MACRS 15	2023	050 Mid-States Division	State No E	009	1010 DIST Meas, Reg Sta	V2011	50% FY	MACRS 15	289841.78	272290.78	216008.3	16092.39	0	0
050	009	Utility	MACRS 15	2023	050 Mid-States Division	Federal	009	1010 DIST Meas, Reg Sta	V2011	50% FY	MACRS 15	2844.15	692.58	549.43	40.93	0	0
050	009	Utility	MACRS 15	2023	050 Mid-States Division	State No E	009	1010 DIST Meas, Reg Sta	V2011	50% FY	MACRS 15	2844.15	1385.15	1098.82	81.86	0	0
050	009	Utility	MACRS 15	2023	050 Mid-States Division	Federal	009	1010 DIST Meas, Reg Sta (Ind)	V2011	50% FY	MACRS 15	10707	5203	4127.56	307.5	0	0
050	009	Utility	MACRS 15	2023	050 Mid-States Division	State No E	009	1010 DIST Meas, Reg Sta (Ind)	V2011	50% FY	MACRS 15	10707	10406	8255.05	614.99	0	0
050	009	Utility	MACRS 20	2023	050 Mid-States Division	Federal	009	1010 DIST Meas, Reg Sta (Ind)	V2011	50% FY	MACRS 20	34900	16958	10527.04	756.67	0	0
050	009	Utility	MACRS 20	2023	050 Mid-States Division	State No E	009	1010 DIST Meas, Reg Sta (Ind)	V2011	50% FY	MACRS 20	34900	33916	21054.02	1513.33	0	0
050	009	Utility	MACRS 15	2023	050 Mid-States Division	Federal	009	1010 DIST Meters & Regs	V2011	50% FY	MACRS 15	116443.47	59865.5	47491.28	3538.05	0	0
050	009	Utility	MACRS 15	2023	050 Mid-States Division	State No E	009	1010 DIST Meters & Regs	V2011	50% FY	MACRS 15	116443.47	119731	94982.6	7076.1	0	0
050	009	Utility	MACRS 20	2023	050 Mid-States Division	Federal	009	1010 DIST Meters & Regs	V2011	50% FY	MACRS 20	127710.78	65658.5	40758.84	2929.68	0	0
050	009	Utility	MACRS 20	2023	050 Mid-States Division	State No E	009	1010 DIST Meters & Regs	V2011	50% FY	MACRS 20	127710.78	131317	81517.63	5859.36	0	0
050	009	Utility	MACRS 5	2023	050 Mid-States Division	Federal	009	1010 GENL Communication	V2011	50% FY	MACRS 5	87185.21	40697.61	40697.61	0	0	0
050	009	Utility	MACRS 5	2023	050 Mid-States Division	State No E	009	1010 GENL Communication	V2011	50% FY	MACRS 5	87185.21	81395.21	81395.21	0	0	0
050	009	Utility	MACRS 5	2023	050 Mid-States Division	Federal	009	1010 GENL Computers HW	V2011	50% FY	MACRS 5	0	0.01	0.01	0	0	0
050	009	Utility	MACRS 5	2023	050 Mid-States Division	State No E	009	1010 GENL Computers HW	V2011	50% FY	MACRS 5	0	0	0	0	0	0
050	009	Utility	MACRS 7	2023	050 Mid-States Division	Federal	009	1010 GENL Misc	V2011	50% FY	MACRS 7	28090.99	13855.66	13855.66	0	0	0
050	009	Utility	MACRS 7	2023	050 Mid-States Division	State No E	009	1010 GENL Misc	V2011	50% FY	MACRS 7	28090.99	27711.31	27711.31	0	0	0
050	009	Utility	MACRS 7	2023	050 Mid-States Division	Federal	009	1010 GENL Tools	V2011	50% FY	MACRS 7	7320.45	4118.7	4118.7	0	0	0
050	009	Utility	MACRS 7	2023	050 Mid-States Division	State No E	009	1010 GENL Tools	V2011	50% FY	MACRS 7	7320.45	8237.41	8237.41	0	0	0
050	009	Utility	MACRS 7	2023	050 Mid-States Division	Federal	009	1010 STOR Wells	V2011	50% FY	MACRS 7	811044	18962.5	18962.5	0	0	0
050	009	Utility	MACRS 7	2023	050 Mid-States Division	State No E	009	1010 STOR Wells	V2011	50% FY	MACRS 7	811044	37925	37925	0	0	0
050	091	Utility	MACRS 5	2023	050 Mid-States Division	Federal	091	1010 GENL Computers HW	V2011	50% FY	MACRS 5	0	-0.01	-0.01	0	0	0
050	091	Utility	MACRS 5	2023	050 Mid-States Division	State No E	091	1010 GENL Computers HW	V2011	50% FY	MACRS 5	0	-0.01	-0.01	0	0	0

050	093	Utility	MACRS 15	2023	050 Mid-States Division	Federal	093 1010 DIST Mains	V2011 50% FY	MACRS 15		992508.79	289243.86	229457.16	17094.31	0	0
050	093	Utility	MACRS 15	2023	050 Mid-States Division	State No E	093 1010 DIST Mains	V2011 50% FY	MACRS 15		992508.79	578487.73	458914.33	34188.62	0	0
050	093	Utility	MACRS 15	2023	050 Mid-States Division	Federal	093 1010 DIST Mains	V2011 50% FY	MACRS 15		13374.89	1408.9	1117.72	83.27	0	0
050	093	Utility	MACRS 15	2023	050 Mid-States Division	State No E	093 1010 DIST Mains	V2011 50% FY	MACRS 15		13374.89	2817.8	2235.35	166.53	0	0
050	093	Utility	MACRS 15	2023	050 Mid-States Division	Federal	093 1010 DIST Meas, Reg Sta	V2011 50% FY	MACRS 15		101135.64	46949.32	37244.9	2774.7	0	0
050	093	Utility	MACRS 15	2023	050 Mid-States Division	State No E	093 1010 DIST Meas, Reg Sta	V2011 50% FY	MACRS 15		101135.64	93898.64	74489.8	5549.41	0	0
050	093	Utility	MACRS 15	2023	050 Mid-States Division	Federal	093 1010 DIST Meas, Reg Sta	V2011 50% FY	MACRS 15		11053.68	-436.66	-346.38	-25.81	0	0
050	093	Utility	MACRS 15	2023	050 Mid-States Division	State No E	093 1010 DIST Meas, Reg Sta	V2011 50% FY	MACRS 15		11053.68	-873.32	-692.83	-51.61	0	0
050	093	Utility	MACRS 15	2023	050 Mid-States Division	Federal	093 1010 DIST Meters & Regs	V2011 50% FY	MACRS 15		22339.88	13914.5	11038.4	822.35	0	0
050	093	Utility	MACRS 15	2023	050 Mid-States Division	State No E	093 1010 DIST Meters & Regs	V2011 50% FY	MACRS 15		22339.88	27829	22076.73	1644.69	0	0
050	093	Utility	MACRS 20	2023	050 Mid-States Division	Federal	093 1010 DIST Meters & Regs	V2011 50% FY	MACRS 20		30519.63	19009	11800.22	848.18	0	0
050	093	Utility	MACRS 20	2023	050 Mid-States Division	State No E	093 1010 DIST Meters & Regs	V2011 50% FY	MACRS 20		30519.63	38018	23600.41	1696.36	0	0
050	093	Utility	MACRS 5	2023	050 Mid-States Division	Federal	093 1010 GENL Communication	V2011 50% FY	MACRS 5		0	2648.03	2648.03	0	0	0
050	093	Utility	MACRS 5	2023	050 Mid-States Division	State No E	093 1010 GENL Communication	V2011 50% FY	MACRS 5		0	5296.06	5296.06	0	0	0
050	093	Utility	MACRS 5	2023	050 Mid-States Division	Federal	093 1010 GENL Computers HW	V2011 50% FY	MACRS 5		0	0.01	0.01	0	0	0
050	093	Utility	MACRS 5	2023	050 Mid-States Division	State No E	093 1010 GENL Computers HW	V2011 50% FY	MACRS 5		0	0.01	0.01	0	0	0
050	093	Utility	MACRS 7	2023	050 Mid-States Division	Federal	093 1010 GENL Misc	V2011 50% FY	MACRS 7		105718.44	53153.29	53153.29	0	0	0
050	093	Utility	MACRS 7	2023	050 Mid-States Division	State No E	093 1010 GENL Misc	V2011 50% FY	MACRS 7		105718.44	106306.58	106306.58	0	0	0
050	093	Utility	MACRS 7	2023	050 Mid-States Division	Federal	093 1010 GENL Office 7	V2011 50% FY	MACRS 7		6719.27	3240.14	3240.14	0	0	0
050	093	Utility	MACRS 7	2023	050 Mid-States Division	State No E	093 1010 GENL Office 7	V2011 50% FY	MACRS 7		6719.27	6480.27	6480.27	0	0	0
050	096	Utility	MACRS 15	2023	050 Mid-States Division	Federal	096 1010 DIST Mains	V2011 50% FY	MACRS 15		13088.72	3780.42	2998.98	223.42	0	0
050	096	Utility	MACRS 15	2023	050 Mid-States Division	State No E	096 1010 DIST Mains	V2011 50% FY	MACRS 15		13088.72	7560.84	5998.02	446.85	0	0
050	096	Utility	MACRS 15	2023	050 Mid-States Division	Federal	096 1010 DIST Meas, Reg Sta	V2011 50% FY	MACRS 15		21912.36	10417.18	8263.94	615.66	0	0
050	096	Utility	MACRS 15	2023	050 Mid-States Division	State No E	096 1010 DIST Meas, Reg Sta	V2011 50% FY	MACRS 15		21912.36	20834.36	16527.91	1231.31	0	0
050	096	Utility	MACRS 15	2023	050 Mid-States Division	Federal	096 1010 DIST Meters & Regs	V2011 50% FY	MACRS 15		23417.73	24118	19132.8	1425.37	0	0
050	096	Utility	MACRS 15	2023	050 Mid-States Division	State No E	096 1010 DIST Meters & Regs	V2011 50% FY	MACRS 15		23417.73	48236	38265.6	2850.75	0	0
050	096	Utility	MACRS 20	2023	050 Mid-States Division	Federal	096 1010 DIST Meters & Regs	V2011 50% FY	MACRS 20		-1808	-1786	-1108.67	-79.69	0	0
050	096	Utility	MACRS 20	2023	050 Mid-States Division	State No E	096 1010 DIST Meters & Regs	V2011 50% FY	MACRS 20		-1808	-3572	-2217.39	-159.38	0	0
050	096	Utility	MACRS 5	2023	050 Mid-States Division	Federal	096 1010 GENL Computers HW	V2011 50% FY	MACRS 5		0	0.02	0.02	0	0	0
050	096	Utility	MACRS 5	2023	050 Mid-States Division	State No E	096 1010 GENL Computers HW	V2011 50% FY	MACRS 5		0	0.01	0.01	0	0	0
050	096	Utility	MACRS 7	2023	050 Mid-States Division	Federal	096 1010 GENL Misc	V2011 50% FY	MACRS 7		0	-0.01	-0.01	0	0	0
050	096	Utility	MACRS 7	2023	050 Mid-States Division	State No E	096 1010 GENL Misc	V2011 50% FY	MACRS 7		0	0	0	0	0	0
050	096	Utility	MACRS 7	2023	050 Mid-States Division	Federal	096 1010 GENL Tools	V2011 50% FY	MACRS 7		0	-0.02	-0.02	0	0	0
050	096	Utility	MACRS 7	2023	050 Mid-States Division	State No E	096 1010 GENL Tools	V2011 50% FY	MACRS 7		0	0	0	0	0	0
050	009	Utility	NONE	2023	050 Mid-States Division	Federal	009 1010 DIST Land, Land Rights	V2011 FY	NONE		0	0	0	0	0	0
050	009	Utility	NONE	2023	050 Mid-States Division	Federal	009 1010 DIST Land, Land Rights	V2011 FY	NONE		43347.97	37163.97	0	0	0	0
050	009	Utility	NONE	2023	050 Mid-States Division	Federal	009 1010 DIST Land, Land Rights	V2011 FY	NONE		8852.34	8363.34	0	0	0	0
050	009	Utility	MACRS 15	2023	050 Mid-States Division	Federal	009 1010 DIST Mains	V2011 FY	MACRS 15		89859.65	4513.61	3580.64	266.75	0	0
050	009	Utility	MACRS 15	2023	050 Mid-States Division	Federal	009 1010 DIST Mains	V2011 FY	MACRS 15		131204.62	-59711.53	-47369.17	-3528.95	0	0
050	009	Utility	MACRS 15	2023	050 Mid-States Division	Federal	009 1010 DIST Meas, Reg Sta	V2011 FY	MACRS 15		1914.64	-475.36	-377.1	-28.09	0	0
050	009	Utility	MACRS 15	2023	050 Mid-States Division	Federal	009 1010 DIST Meters & Regs	V2011 FY	MACRS 15		10915.9	2580.12	2046.83	152.49	0	0
050	009	Utility	MACRS 15	2023	050 Mid-States Division	Federal	009 1010 DIST Meters & Regs	V2011 FY	MACRS 15		6396.2	1714	1359.74	101.3	0	0
050	009	Utility	MACRS 20	2023	050 Mid-States Division	Federal	009 1010 DIST Meters & Regs	V2011 FY	MACRS 20		11972.85	2831.76	1757.85	126.35	0	0
050	009	Utility	MACRS 20	2023	050 Mid-States Division	Federal	009 1010 DIST Meters & Regs	V2011 FY	MACRS 20		17939.06	4810	2985.89	214.62	0	0
050	009	Utility	MACRS 15	2023	050 Mid-States Division	Federal	009 1010 DIST Services	V2011 FY	MACRS 15		26356.07	-3984.8	-3161.13	-235.5	0	0
050	009	Utility	MACRS 20	2023	050 Mid-States Division	Federal	009 1010 DIST Services	V2011 FY	MACRS 20		67479.36	-10201.38	-6332.72	-455.19	0	0
050	009	Utility	MACRS 39	2023	050 Mid-States Division	Federal	009 1010 DIST Structures	V2011 FY	MACRS 39 DEC	38231	6035.12	5833.12	1763.57	149.56	0	0
050	009	Utility	MACRS 39	2023	050 Mid-States Division	Federal	009 1010 GENL Structures	V2011 FY	MACRS 39 JUL	38078	0	0	0	0	0	0
050	009	Utility	MACRS 39	2023	050 Mid-States Division	Federal	009 1010 GENL Structures	V2011 FY	MACRS 39 AUG	38108	0	0	0	0	0	0
050	009	Utility	MACRS 39	2023	050 Mid-States Division	Federal	009 1010 GENL Structures	V2011 FY	MACRS 39 SEP	38139	0	0	0	0	0	0
050	009	Utility	MACRS 39	2023	050 Mid-States Division	Federal	009 1010 GENL Structures	V2011 FY	MACRS 39 NOV	37834	125443	-89729	-27320.67	-2300.65	0	0
050	009	Utility	MACRS 39	2023	050 Mid-States Division	Federal	009 1010 GENL Structures	V2011 FY	MACRS 39 JAN	38261	0	0	0	0	0	0
050	009	Utility	MACRS 39	2023	050 Mid-States Division	Federal	009 1010 GENL Structures	V2011 FY	MACRS 39 FEB	37926	0	0	0	0	0	0
050	009	Utility	MACRS 39	2023	050 Mid-States Division	Federal	009 1010 STOR Structures	V2011 FY	MACRS 39 NOV	37834	6812.14	6515.14	1983.75	167.05	0	0
050	009	Utility	MACRS 39	2023	050 Mid-States Division	Federal	009 1010 STOR Structures	V2011 FY	MACRS 39 DEC	37865	-146.14	-140.14	-42.33	-3.59	0	0
050	093	Utility	NONE	2023	050 Mid-States Division	Federal	093 1010 DIST Land, Land Rights	V2011 FY	NONE		15934.2	15052.2	0	0	0	0
050	093	Utility	NONE	2023	050 Mid-States Division	Federal	093 1010 DIST Land, Land Rights	V2011 FY	NONE		-2799.78	-18028.78	0	0	0	0
050	093	Utility	MACRS 15	2023	050 Mid-States Division	Federal	093 1010 DIST Mains	V2011 FY	MACRS 15		-8531.29	-4962.45	-3936.69	-293.28	0	0
050	093	Utility	MACRS 15	2023	050 Mid-States Division	Federal	093 1010 DIST Mains	V2011 FY	MACRS 15		107134.49	22564.12	17900.1	1333.54	0	0
050	093	Utility	MACRS 39	2023	050 Mid-States Division	Federal	093 1010 GENL Structures	V2011 FY	MACRS 39 JUL	37712	247202.51	23325.16	6703.16	598.06	0	0
050	093	Utility	MACRS 39	2023	050 Mid-States Division	Federal	093 1010 GENL Structures	V2011 FY	MACRS 39 SEP	37773	21177.2	1999.1	565.94	51.26	0	0
050	093	Utility	MACRS 39	2023	050 Mid-States Division	Federal	093 1010 GENL Structures	V2011 FY	MACRS 39 NOV	37834	7457.87	704.17	214.38	18.05	0	0
050	093	Utility	MACRS 39	2023	050 Mid-States Division	Federal	093 1010 GENL Structures	V2011 FY	MACRS 39 JAN	37895	20812.09	1963.56	589.5	50.35	0	0
050	096	Utility	NONE	2023	050 Mid-States Division	Federal	096 1010 DIST Land, Land Rights	V2011 FY	NONE		381.18	362.18	0	0	0	0
050	096	Utility	NONE	2023	050 Mid-States Division	Federal	096 1010 DIST Land, Land Rights	V2011 FY	NONE		66568.26	63555.26	0	0	0	0
050	009	Utility	MACRS 15	2023	050 Mid-States Division	Federal	009 1010 DIST Mains	V2012 100% Amend FY	MACRS 15		-460	0	0	0	0	0
050	009	Utility	MACRS 15	2023	050 Mid-States Division	State No E	009 1010 DIST Mains	V2012 100% Amend FY	MACRS 15		-460	63	46.27	3.72	0	0
050	009	Utility	MACRS 15	2023	050 Mid-States Division	Federal	009 1010 DIST Mains	V2012 100% Amend FY	MACRS 15		-2062667.19	0	0	0	0	0
050	009	Utility	MACRS 15	2023	050 Mid-States Division	State No E	009 1010 DIST Mains	V2012 100% Amend FY	MACRS 15		-2062667.19	-1094881	-803971.13	-64597.98	0	0
050	009	Utility	MACRS 15	2023	050 Mid-States Division	Federal	009 1010 TRAN Mains	V2012 100% Amend FY	MACRS 15		-4654	0	0	0	0	0
050	009	Utility	MACRS 15	2023	050 Mid-States Division	State No E	009 1010 TRAN Mains	V2012 100% Amend FY	MACRS 15		-4654	-7536	-5533.67	-444.62	0	0
050	095	Utility	MACRS 15	2023	050 Mid-States Division	Federal	095 1010 DIST Mains	V2012 100% Amend FY	MACRS 15		0	0	0	0	0	0
050	095	Utility	MACRS 15	2023	050 Mid-States Division	State No E	095 1010 DIST Mains	V2012 100% Amend FY	MACRS 15		0	0	0	0	0	0
050	009	Utility	MACRS 15	2023	050 Mid-States Division	Federal	009 1010 DIST Mains	V2012 100% FY	MACRS 15		1985917.62	0	0	0	0	0
050	009	Utility	MACRS 15	2023	050 Mid-States Division	State No E	009 1010 DIST Mains	V2012 100% FY	MACRS 15		1985917.62	1078363.8	791842.51	63623.46	0	0
050	009	Utility	MACRS 15	2023	050 Mid-States Division	Federal	009 1010 DIST Mains	V2012 100% FY	MACRS 15		722240.52	0	0	0	0	0
050	009	Utility	MACRS 15	2023	050 Mid-States Division	State No E	009 1010 DIST Mains	V2012 100% FY	MACRS 15		722240.52	490722	360337.16	28952.6	0	0
050	009	Utility	MACRS 15	2023	050 Mid-States Division	Federal	009 1010 DIST Mains	V2012 100% FY	MACRS 15		375397.91	0	0	0	0	0
050	009	Utility	MACRS 15	2023	050 Mid-States Division	State No E	009 1010 DIST Mains	V2012 100% FY	MACRS 15		375397.91	79516.2	58388.77	4691.46	0	0
050	009	Utility	MACRS 15	2023	050 Mid-States Division	Federal	009 1010 DIST Meas, Reg Sta	V2012 100% FY	MACRS 15		5924.96	0	0	0	0	0
050	009	Utility	MACRS 15	2023	050 Mid-States Division	State No E	009 1010 DIST Meas, Reg Sta	V2012 100% FY	MACRS 15		5924.96	7684.67	5642.85	453.4	0	0
050	009	Utility	MACRS 15	2023	050 Mid-States Division	Federal	009 1010 DIST Meas, Reg Sta	V2012 100% FY	MACRS 15		-212.4	0	0	0	0	0
050	009	Utility	MACRS 15	2023	050 Mid-States Division	State No E	009 1010 DIST Meas, Reg Sta	V2012 100% FY	MACRS 15		-212.4	-202.4	-148.62	-11.94	0	0
050	009	Utility	MACRS 20	2023	050 Mid-States Division	Federal	009 1010 DIST Meas, Reg Sta (Ind)	V2012 100% FY	MACRS 20		117663.56	0	0	0	0	0
050	009	Utility	MACRS 20	2023	050 Mid-States Division	State No E	009 1010 DIST Meas, Reg Sta (Ind)	V2012 100% FY	MACRS 20		117663.56	118738.56	68412.4	5296.93	0	0
050	009	Utility	MACRS 20	2023	050 Mid-States Division	Federal	009 1010 DIST Meters & Regs	V2012 100% FY	MACRS 20		181530.28	0	0	0	0	0
050	009	Utility	MACRS 20	2023	050 Mid-States Division	State No E	009 1010 DIST Meters & Regs	V2012 100% FY	MACRS 20		181530.28	373093.12	214961.33	16643.68	0	0
050	009	Utility	MACRS 20	2023	050 Mid-States Division	Federal	009 1010 DIST Meters & Regs	V2012 100% FY	MACRS 20		299999.03	0	0	0	0	0
050	009	Utility	MACRS 20	2023	050 Mid-States Division	State No E	009 1010 DIST Meters & Regs	V2012 100% FY	MACRS 20		299999.03	624943.89	360067.67	27878.75	0	0
050	009	Utility	MACRS 20	2023	050 Mid-States Division	Federal	009 1010 DIST Meters & Regs	V2012 100% FY	MACRS 20		171327.11	0	0	0	0	0
050	009	Utility	MACRS 20	2023	050 Mid-States Division	State No E	009 1010 DIST Meters & Regs	V2012 100% FY	MACRS 20		171327.11	333203.3	191978.4	14864.2	0	0
050	009	Utility	MACRS 20	2023	050 Mid-States Division	Federal	009 1010 DIST Meters & Regs	V2012 100% FY	MACRS 20		0	0	0	0	0	0

050	009	Utility	MACRS 20	2023	050 Mid-States Division	State No E	009	1010 DIST Meters & Regs	V2012 100% FY	MACRS 20	0	0	0	0	0	0
050	009	Utility	MACRS 20	2023	050 Mid-States Division	Federal	009	1010 DIST Services	V2012 100% FY	MACRS 20	1008971.27	0	0	0	0	0
050	009	Utility	MACRS 20	2023	050 Mid-States Division	State No E	009	1010 DIST Services	V2012 100% FY	MACRS 20	1008971.27	1130914.88	651587.92	50450.11	0	0
050	009	Utility	MACRS 5	2023	050 Mid-States Division	Federal	009	1010 GENL Computers HW	V2012 100% FY	MACRS 5	1264.32	0	0	0	0	0
050	009	Utility	MACRS 5	2023	050 Mid-States Division	State No E	009	1010 GENL Computers HW	V2012 100% FY	MACRS 5	1264.32	1186.3	1186.3	0	0	0
050	009	Utility	MACRS 7	2023	050 Mid-States Division	Federal	009	1010 GENL Misc	V2012 100% FY	MACRS 7	15811.88	0	0	0	0	0
050	009	Utility	MACRS 7	2023	050 Mid-States Division	State No E	009	1010 GENL Misc	V2012 100% FY	MACRS 7	15811.88	15101.74	15101.74	0	0	0
050	009	Utility	MACRS 7	2023	050 Mid-States Division	Federal	009	1010 GENL Office 7	V2012 100% FY	MACRS 7	1175.53	0	0	0	0	0
050	009	Utility	MACRS 7	2023	050 Mid-States Division	State No E	009	1010 GENL Office 7	V2012 100% FY	MACRS 7	1175.53	1108.53	1108.53	0	0	0
050	009	Utility	MACRS 7	2023	050 Mid-States Division	Federal	009	1010 GENL Tools	V2012 100% FY	MACRS 7	746.02	0	0	0	0	0
050	009	Utility	MACRS 7	2023	050 Mid-States Division	State No E	009	1010 GENL Tools	V2012 100% FY	MACRS 7	746.02	510.42	510.42	0	0	0
050	009	Utility	MACRS 15	2023	050 Mid-States Division	Federal	009	1010 STOR Equipment	V2012 100% FY	MACRS 15	94284.57	0	0	0	0	0
050	009	Utility	MACRS 15	2023	050 Mid-States Division	State No E	009	1010 STOR Equipment	V2012 100% FY	MACRS 15	94284.57	100397.57	73721.95	5923.46	0	0
050	009	Utility	MACRS 7	2023	050 Mid-States Division	Federal	009	1010 STOR Wells	V2012 100% FY	MACRS 7	15864.53	0	0	0	0	0
050	009	Utility	MACRS 7	2023	050 Mid-States Division	State No E	009	1010 STOR Wells	V2012 100% FY	MACRS 7	15864.53	20401.53	20401.53	0	0	0
050	009	Utility	MACRS 15	2023	050 Mid-States Division	Federal	009	1010 TRAN Mains	V2012 100% FY	MACRS 15	129776.47	0	0	0	0	0
050	009	Utility	MACRS 15	2023	050 Mid-States Division	State No E	009	1010 TRAN Mains	V2012 100% FY	MACRS 15	129776.47	210369	154473.96	12411.77	0	0
050	091	Utility	MACRS 5	2023	050 Mid-States Division	Federal	091	1010 GENL Computers HW	V2012 100% FY	MACRS 5	-167994.76	0	0	0	0	0
050	091	Utility	MACRS 5	2023	050 Mid-States Division	State No E	091	1010 GENL Computers HW	V2012 100% FY	MACRS 5	-167994.76	-169478.76	-169478.76	0	0	0
050	093	Utility	MACRS 15	2023	050 Mid-States Division	Federal	093	1010 DIST Mains	V2012 100% FY	MACRS 15	69935.02	0	0	0	0	0
050	093	Utility	MACRS 15	2023	050 Mid-States Division	State No E	093	1010 DIST Mains	V2012 100% FY	MACRS 15	69935.02	-51304.16	-37672.68	-3026.95	0	0
050	093	Utility	MACRS 15	2023	050 Mid-States Division	Federal	093	1010 DIST Mains	V2012 100% FY	MACRS 15	280877.23	0	0	0	0	0
050	093	Utility	MACRS 15	2023	050 Mid-States Division	State No E	093	1010 DIST Mains	V2012 100% FY	MACRS 15	280877.23	17124.47	12574.48	1010.34	0	0
050	093	Utility	MACRS 15	2023	050 Mid-States Division	Federal	093	1010 DIST Mains	V2012 100% FY	MACRS 15	278377.19	0	0	0	0	0
050	093	Utility	MACRS 15	2023	050 Mid-States Division	State No E	093	1010 DIST Mains	V2012 100% FY	MACRS 15	278377.19	128864.09	94624.89	7602.98	0	0
050	093	Utility	MACRS 15	2023	050 Mid-States Division	Federal	093	1010 DIST Meas, Reg Sta	V2012 100% FY	MACRS 15	149.24	0	0	0	0	0
050	093	Utility	MACRS 15	2023	050 Mid-States Division	State No E	093	1010 DIST Meas, Reg Sta	V2012 100% FY	MACRS 15	149.24	142.24	104.44	8.39	0	0
050	093	Utility	MACRS 20	2023	050 Mid-States Division	Federal	093	1010 DIST Meas, Reg Sta (Ind)	V2012 100% FY	MACRS 20	45994.78	0	0	0	0	0
050	093	Utility	MACRS 20	2023	050 Mid-States Division	State No E	093	1010 DIST Meas, Reg Sta (Ind)	V2012 100% FY	MACRS 20	45994.78	44795.78	25809.55	1998.34	0	0
050	093	Utility	MACRS 20	2023	050 Mid-States Division	Federal	093	1010 DIST Meters & Regs	V2012 100% FY	MACRS 20	19237.55	0	0	0	0	0
050	093	Utility	MACRS 20	2023	050 Mid-States Division	State No E	093	1010 DIST Meters & Regs	V2012 100% FY	MACRS 20	19237.55	20484.1	11802.11	913.8	0	0
050	093	Utility	MACRS 20	2023	050 Mid-States Division	Federal	093	1010 DIST Meters & Regs	V2012 100% FY	MACRS 20	488017.21	0	0	0	0	0
050	093	Utility	MACRS 20	2023	050 Mid-States Division	State No E	093	1010 DIST Meters & Regs	V2012 100% FY	MACRS 20	488017.21	512654.66	295371.1	22869.52	0	0
050	093	Utility	MACRS 20	2023	050 Mid-States Division	Federal	093	1010 DIST Meters & Regs	V2012 100% FY	MACRS 20	34653.78	0	0	0	0	0
050	093	Utility	MACRS 20	2023	050 Mid-States Division	State No E	093	1010 DIST Meters & Regs	V2012 100% FY	MACRS 20	34653.78	341913.99	196997.16	15252.78	0	0
050	093	Utility	MACRS 20	2023	050 Mid-States Division	Federal	093	1010 DIST Services	V2012 100% FY	MACRS 20	905420.13	0	0	0	0	0
050	093	Utility	MACRS 20	2023	050 Mid-States Division	State No E	093	1010 DIST Services	V2012 100% FY	MACRS 20	905420.13	643365.04	370681.19	28700.51	0	0
050	093	Utility	MACRS 5	2023	050 Mid-States Division	Federal	093	1010 GENL Computers HW	V2012 100% FY	MACRS 5	0	0	0	0	0	0
050	093	Utility	MACRS 5	2023	050 Mid-States Division	State No E	093	1010 GENL Computers HW	V2012 100% FY	MACRS 5	0	0	0	0	0	0
050	093	Utility	MACRS 7	2023	050 Mid-States Division	Federal	093	1010 GENL Misc	V2012 100% FY	MACRS 7	203.98	0	0	0	0	0
050	093	Utility	MACRS 7	2023	050 Mid-States Division	State No E	093	1010 GENL Misc	V2012 100% FY	MACRS 7	203.98	245.18	245.18	0	0	0
050	093	Utility	MACRS 7	2023	050 Mid-States Division	Federal	093	1010 GENL Tools	V2012 100% FY	MACRS 7	17013.33	0	0	0	0	0
050	093	Utility	MACRS 7	2023	050 Mid-States Division	State No E	093	1010 GENL Tools	V2012 100% FY	MACRS 7	17013.33	11517.33	11517.33	0	0	0
050	095	Utility	MACRS 15	2023	050 Mid-States Division	Federal	095	1010 DIST Mains	V2012 100% FY	MACRS 15	0	0	0	0	0	0
050	095	Utility	MACRS 15	2023	050 Mid-States Division	State No E	095	1010 DIST Mains	V2012 100% FY	MACRS 15	0	0	0	0	0	0
050	095	Utility	MACRS 15	2023	050 Mid-States Division	Federal	095	1010 DIST Mains	V2012 100% FY	MACRS 15	0	0	0	0	0	0
050	095	Utility	MACRS 15	2023	050 Mid-States Division	State No E	095	1010 DIST Mains	V2012 100% FY	MACRS 15	0	0	0	0	0	0
050	095	Utility	MACRS 7	2023	050 Mid-States Division	Federal	095	1010 GENL Office 7	V2012 100% FY	MACRS 7	0.2	0	0	0	0	0
050	095	Utility	MACRS 7	2023	050 Mid-States Division	State No E	095	1010 GENL Office 7	V2012 100% FY	MACRS 7	0.2	0.19	0.19	0	0	0
050	096	Utility	MACRS 15	2023	050 Mid-States Division	Federal	096	1010 DIST Mains	V2012 100% FY	MACRS 15	25796.64	0	0	0	0	0
050	096	Utility	MACRS 15	2023	050 Mid-States Division	State No E	096	1010 DIST Mains	V2012 100% FY	MACRS 15	25796.64	-13733.87	-10084.79	-810.3	0	0
050	096	Utility	MACRS 15	2023	050 Mid-States Division	Federal	096	1010 DIST Mains	V2012 100% FY	MACRS 15	-26479.06	0	0	0	0	0
050	096	Utility	MACRS 15	2023	050 Mid-States Division	State No E	096	1010 DIST Mains	V2012 100% FY	MACRS 15	-26479.06	-863.06	-633.75	-50.92	0	0
050	096	Utility	MACRS 15	2023	050 Mid-States Division	Federal	096	1010 DIST Mains	V2012 100% FY	MACRS 15	94856.8	0	0	0	0	0
050	096	Utility	MACRS 15	2023	050 Mid-States Division	State No E	096	1010 DIST Mains	V2012 100% FY	MACRS 15	94856.8	41792.93	30688.55	2465.78	0	0
050	096	Utility	MACRS 20	2023	050 Mid-States Division	Federal	096	1010 DIST Meters & Regs	V2012 100% FY	MACRS 20	6845.86	0	0	0	0	0
050	096	Utility	MACRS 20	2023	050 Mid-States Division	State No E	096	1010 DIST Meters & Regs	V2012 100% FY	MACRS 20	6845.86	7381.59	4252.99	329.29	0	0
050	096	Utility	MACRS 20	2023	050 Mid-States Division	Federal	096	1010 DIST Meters & Regs	V2012 100% FY	MACRS 20	76875.37	0	0	0	0	0
050	096	Utility	MACRS 20	2023	050 Mid-States Division	State No E	096	1010 DIST Meters & Regs	V2012 100% FY	MACRS 20	76875.37	90086.36	51904.14	4018.75	0	0
050	096	Utility	MACRS 20	2023	050 Mid-States Division	Federal	096	1010 DIST Meters & Regs	V2012 100% FY	MACRS 20	0	0	0	0	0	0
050	096	Utility	MACRS 20	2023	050 Mid-States Division	State No E	096	1010 DIST Meters & Regs	V2012 100% FY	MACRS 20	0	0	0	0	0	0
050	096	Utility	MACRS 20	2023	050 Mid-States Division	Federal	096	1010 DIST Services	V2012 100% FY	MACRS 20	2066362.25	0	0	0	0	0
050	096	Utility	MACRS 20	2023	050 Mid-States Division	State No E	096	1010 DIST Services	V2012 100% FY	MACRS 20	2066362.25	637078	367058.86	28420.05	0	0
050	096	Utility	MACRS 5	2023	050 Mid-States Division	Federal	096	1010 GENL Computers HW	V2012 100% FY	MACRS 5	0	0	0	0	0	0
050	096	Utility	MACRS 5	2023	050 Mid-States Division	State No E	096	1010 GENL Computers HW	V2012 100% FY	MACRS 5	0	0	0	0	0	0
050	096	Utility	MACRS 7	2023	050 Mid-States Division	Federal	096	1010 GENL Tools	V2012 100% FY	MACRS 7	0	-0.01	0	0	0	0
050	096	Utility	MACRS 7	2023	050 Mid-States Division	State No E	096	1010 GENL Tools	V2012 100% FY	MACRS 7	0	-0.01	-0.01	0	0	0
050	009	Utility	MACRS 15	2023	050 Mid-States Division	Federal	009	1010 DIST Mains	V2012 50% New Amend F	MACRS 15	51174.5	13529	9934.33	798.21	0	0
050	009	Utility	MACRS 15	2023	050 Mid-States Division	State No E	009	1010 DIST Mains	V2012 50% New Amend F	MACRS 15	51174.5	27058	19868.68	1596.42	0	0
050	009	Utility	MACRS 15	2023	050 Mid-States Division	Federal	009	1010 DIST Mains	V2012 50% New Amend F	MACRS 15	1979299.31	533879.5	392027.72	31498.89	0	0
050	009	Utility	MACRS 15	2023	050 Mid-States Division	State No E	009	1010 DIST Mains	V2012 50% New Amend F	MACRS 15	1979299.31	1067759	784055.44	62997.78	0	0
050	009	Utility	MACRS 15	2023	050 Mid-States Division	Federal	009	1010 TRAN Mains	V2012 50% New Amend F	MACRS 15	4649.22	3768	2766.84	222.31	0	0
050	009	Utility	MACRS 15	2023	050 Mid-States Division	State No E	009	1010 TRAN Mains	V2012 50% New Amend F	MACRS 15	4649.22	7536	5533.67	444.62	0	0
050	009	Utility	MACRS 15	2023	050 Mid-States Division	Federal	009	1010 DIST Mains	V2012 50% New FY	MACRS 15	378144.14	-25684	-18859.76	-1515.36	0	0
050	009	Utility	MACRS 15	2023	050 Mid-States Division	State No E	009	1010 DIST Mains	V2012 50% New FY	MACRS 15	378144.14	-51368	-37719.52	-3030.71	0	0
050	009	Utility	MACRS 15	2023	050 Mid-States Division	Federal	009	1010 DIST Mains	V2012 50% New FY	MACRS 15	0	0	0	0	0	0
050	009	Utility	MACRS 15	2023	050 Mid-States Division	State No E	009	1010 DIST Mains	V2012 50% New FY	MACRS 15	0	0	0	0	0	0
050	009	Utility	MACRS 15	2023	050 Mid-States Division	Federal	009	1010 DIST Mains	V2012 50% New FY	MACRS 15	1471276.87	397648	291992.93	23461.23	0	0
050	009	Utility	MACRS 15	2023	050 Mid-States Division	State No E	009	1010 DIST Mains	V2012 50% New FY	MACRS 15	1471276.87	795296	583985.83	46922.46	0	0
050	009	Utility	MACRS 15	2023	050 Mid-States Division	Federal	009	1010 DIST Mains	V2012 50% New FY	MACRS 15	0	0	0	0	0	0
050	009	Utility	MACRS 15	2023	050 Mid-States Division	State No E	009	1010 DIST Mains	V2012 50% New FY	MACRS 15	0	0	0	0	0	0
050	009	Utility	MACRS 15	2023	050 Mid-States Division	Federal	009	1010 DIST Mains	V2012 50% New FY	MACRS 15	5059159.84	1716287.98	1260270.26	101260.99	0	0
050	009	Utility	MACRS 15	2023	050 Mid-States Division	State No E	009	1010 DIST Mains	V2012 50% New FY	MACRS 15	5059159.84	3432575.96	2520540.52	202521.98	0	0
050	009	Utility	MACRS 15	2023	050 Mid-States Division	Federal	009	1010 DIST Meas, Reg Sta	V2012 50% New FY	MACRS 15	151603.95	93656.99	68772.32	5525.76	0	0
050	009	Utility	MACRS 15	2023	050 Mid-States Division	State No E	009	1010 DIST Meas, Reg Sta	V2012 50% New FY	MACRS 15	151603.95	187313.99	137544.69	11051.53	0	0
050	009	Utility	MACRS 15	2023	050 Mid-States Division	Federal	009	1010 DIST Meas, Reg Sta	V2012 50% New FY	MACRS 15	49083.02	31835.87	23377.09	1878.32	0	0
050	009	Utility	MACRS 15	2023	050 Mid-States Division	State No E	009	1010 DIST Meas, Reg Sta	V2012 50% New FY	MACRS 15	49083.02	63671.74	46754.15	3756.63	0	0
050	009	Utility	MACRS 20	2023	050 Mid-States Division	Federal	009	1010 DIST Meas, Reg Sta (Ind)	V2012 50% New FY	MACRS 20	0	0	0	0	0	0
050	009	Utility	MACRS 20	2023	050 Mid-States Division	State No E	009	1010 DIST Meas, Reg Sta (Ind)	V2012 50% New FY	MACRS 20	0	0	0	0	0	0
050	009	Utility	MACRS 20	2023	050 Mid-States Division	Federal	009	1010 DIST Meas, Reg Sta (Ind)	V2012 50% New FY	MACRS 20	20536.72	10361.86	5970.08	462.24	0	0
050	009	Utility	MACRS 20	2023	050 Mid-States Division	State No E	009	1010 DIST Meas, Reg Sta (Ind)	V2012 50% New FY	MACRS 20	20536.72	20723.72	11940.19	924.49	0	0
050	009	Utility	MACRS 20	2023	050 Mid-States Division	Federal	009	1010 DIST Meters & Regs	V2012 50% New FY	MACRS 20	842318.2	793728.64	457314.69	35408.23	0	0

050	009	Utility	MACRS 20	2023	050	Mid-States Division	State No E	009	1010	DIST Meters & Regs	V2012	50%	New FY	MACRS 20	842318.2	1587457.27	914629.38	70816.47	0	0
050	009	Utility	MACRS 20	2023	050	Mid-States Division	Federal	009	1010	DIST Meters & Regs	V2012	50%	New FY	MACRS 20	763739.36	795492.11	458330.73	35486.9	0	0
050	009	Utility	MACRS 20	2023	050	Mid-States Division	State No E	009	1010	DIST Meters & Regs	V2012	50%	New FY	MACRS 20	763739.36	1590984.22	916661.5	70973.81	0	0
050	009	Utility	MACRS 20	2023	050	Mid-States Division	Federal	009	1010	DIST Meters & Regs	V2012	50%	New FY	MACRS 20	373798.94	363488.5	209427.54	16215.22	0	0
050	009	Utility	MACRS 20	2023	050	Mid-States Division	State No E	009	1010	DIST Meters & Regs	V2012	50%	New FY	MACRS 20	373798.94	726977	418855.06	32430.44	0	0
050	009	Utility	MACRS 20	2023	050	Mid-States Division	Federal	009	1010	DIST Meters & Regs	V2012	50%	New FY	MACRS 20	0	0	0	0	0	0
050	009	Utility	MACRS 20	2023	050	Mid-States Division	State No E	009	1010	DIST Meters & Regs	V2012	50%	New FY	MACRS 20	0	0	0	0	0	0
050	009	Utility	MACRS 20	2023	050	Mid-States Division	Federal	009	1010	DIST Meters & Regs	V2012	50%	New FY	MACRS 20	0	0	0	0	0	0
050	009	Utility	MACRS 20	2023	050	Mid-States Division	State No E	009	1010	DIST Meters & Regs	V2012	50%	New FY	MACRS 20	0	0	0	0	0	0
050	009	Utility	MACRS 20	2023	050	Mid-States Division	Federal	009	1010	DIST Meters & Regs	V2012	50%	New FY	MACRS 20	0	0	0	0	0	0
050	009	Utility	MACRS 20	2023	050	Mid-States Division	State No E	009	1010	DIST Meters & Regs	V2012	50%	New FY	MACRS 20	0	0	0	0	0	0
050	009	Utility	MACRS 20	2023	050	Mid-States Division	Federal	009	1010	DIST Services	V2012	50%	New FY	MACRS 20	2954747.56	1613577.5	929678.81	71981.69	0	0
050	009	Utility	MACRS 20	2023	050	Mid-States Division	State No E	009	1010	DIST Services	V2012	50%	New FY	MACRS 20	2954747.56	3227155	1859357.63	143963.38	0	0
050	009	Utility	MACRS 5	2023	050	Mid-States Division	Federal	009	1010	GENL Communication	V2012	50%	New FY	MACRS 5	0	0	0	0	0	0
050	009	Utility	MACRS 5	2023	050	Mid-States Division	State No E	009	1010	GENL Communication	V2012	50%	New FY	MACRS 5	0	0	0	0	0	0
050	009	Utility	MACRS 5	2023	050	Mid-States Division	Federal	009	1010	GENL Computers HW	V2012	50%	New FY	MACRS 5	1478.47	693.63	693.63	0	0	0
050	009	Utility	MACRS 5	2023	050	Mid-States Division	State No E	009	1010	GENL Computers HW	V2012	50%	New FY	MACRS 5	1478.47	1387.25	1387.25	0	0	0
050	009	Utility	MACRS 7	2023	050	Mid-States Division	Federal	009	1010	GENL Misc	V2012	50%	New FY	MACRS 7	107757.56	51459.42	51459.42	0	0	0
050	009	Utility	MACRS 7	2023	050	Mid-States Division	State No E	009	1010	GENL Misc	V2012	50%	New FY	MACRS 7	107757.56	102918.85	102918.85	0	0	0
050	009	Utility	MACRS 7	2023	050	Mid-States Division	Federal	009	1010	GENL Office 7	V2012	50%	New FY	MACRS 7	97283.66	45859.33	45859.33	0	0	0
050	009	Utility	MACRS 7	2023	050	Mid-States Division	State No E	009	1010	GENL Office 7	V2012	50%	New FY	MACRS 7	97283.66	91718.66	91718.66	0	0	0
050	009	Utility	MACRS 7	2023	050	Mid-States Division	Federal	009	1010	GENL Power Operated Equip	V2012	50%	New FY	MACRS 7	0	0.01	0.01	0	0	0
050	009	Utility	MACRS 7	2023	050	Mid-States Division	State No E	009	1010	GENL Power Operated Equip	V2012	50%	New FY	MACRS 7	0	0	0	0	0	0
050	009	Utility	MACRS 7	2023	050	Mid-States Division	Federal	009	1010	GENL Tools	V2012	50%	New FY	MACRS 7	215138.72	73470.23	73470.23	0	0	0
050	009	Utility	MACRS 7	2023	050	Mid-States Division	State No E	009	1010	GENL Tools	V2012	50%	New FY	MACRS 7	215138.72	146940.45	146940.45	0	0	0
050	091	Utility	MACRS 5	2023	050	Mid-States Division	Federal	091	1010	GENL Computers HW	V2012	50%	New FY	MACRS 5	0	0.01	0.01	0	0	0
050	091	Utility	MACRS 5	2023	050	Mid-States Division	State No E	091	1010	GENL Computers HW	V2012	50%	New FY	MACRS 5	0	0.02	0.02	0	0	0
050	093	Utility	MACRS 15	2023	050	Mid-States Division	Federal	093	1010	DIST Mains	V2012	50%	New FY	MACRS 15	63877.77	1947.11	1429.74	114.88	0	0
050	093	Utility	MACRS 15	2023	050	Mid-States Division	State No E	093	1010	DIST Mains	V2012	50%	New FY	MACRS 15	63877.77	3894.22	2859.53	229.76	0	0
050	093	Utility	MACRS 15	2023	050	Mid-States Division	Federal	093	1010	DIST Mains	V2012	50%	New FY	MACRS 15	63748.97	1943.18	1426.88	114.65	0	0
050	093	Utility	MACRS 15	2023	050	Mid-States Division	State No E	093	1010	DIST Mains	V2012	50%	New FY	MACRS 15	63748.97	3886.37	2853.77	229.3	0	0
050	093	Utility	MACRS 15	2023	050	Mid-States Division	Federal	093	1010	DIST Mains	V2012	50%	New FY	MACRS 15	148388.85	-44999.69	-33043.27	-2654.98	0	0
050	093	Utility	MACRS 15	2023	050	Mid-States Division	State No E	093	1010	DIST Mains	V2012	50%	New FY	MACRS 15	148388.85	-89999.39	-66086.53	-5309.96	0	0
050	093	Utility	MACRS 15	2023	050	Mid-States Division	Federal	093	1010	DIST Mains	V2012	50%	New FY	MACRS 15	5760312.86	1333266	979017.2	78662.69	0	0
050	093	Utility	MACRS 15	2023	050	Mid-States Division	State No E	093	1010	DIST Mains	V2012	50%	New FY	MACRS 15	5760312.86	2666532	1958034.45	157325.39	0	0
050	093	Utility	MACRS 15	2023	050	Mid-States Division	Federal	093	1010	DIST Mains	V2012	50%	New FY	MACRS 15	80680.26	-24466.71	-17965.91	-1443.54	0	0
050	093	Utility	MACRS 15	2023	050	Mid-States Division	State No E	093	1010	DIST Mains	V2012	50%	New FY	MACRS 15	80680.26	-48933.41	-35931.8	-2887.07	0	0
050	093	Utility	MACRS 15	2023	050	Mid-States Division	Federal	093	1010	DIST Mains	V2012	50%	New FY	MACRS 15	273296.78	8330.57	6117.13	491.5	0	0
050	093	Utility	MACRS 15	2023	050	Mid-States Division	State No E	093	1010	DIST Mains	V2012	50%	New FY	MACRS 15	273296.78	16661.14	12234.28	983.01	0	0
050	093	Utility	MACRS 15	2023	050	Mid-States Division	Federal	093	1010	DIST Meas, Reg Sta	V2012	50%	New FY	MACRS 15	119331.84	56908.42	41787.86	3357.6	0	0
050	093	Utility	MACRS 15	2023	050	Mid-States Division	State No E	093	1010	DIST Meas, Reg Sta	V2012	50%	New FY	MACRS 15	119331.84	113816.84	83575.71	6715.19	0	0
050	093	Utility	MACRS 20	2023	050	Mid-States Division	Federal	093	1010	DIST Meas, Reg Sta (Ind)	V2012	50%	New FY	MACRS 20	13121.02	6389.01	3681.08	285.01	0	0
050	093	Utility	MACRS 20	2023	050	Mid-States Division	State No E	093	1010	DIST Meas, Reg Sta (Ind)	V2012	50%	New FY	MACRS 20	13121.02	12778.02	7362.21	570.03	0	0
050	093	Utility	MACRS 20	2023	050	Mid-States Division	Federal	093	1010	DIST Meters & Regs	V2012	50%	New FY	MACRS 20	1230410.5	655057.28	377417.82	29222.11	0	0
050	093	Utility	MACRS 20	2023	050	Mid-States Division	State No E	093	1010	DIST Meters & Regs	V2012	50%	New FY	MACRS 20	1230410.5	1310114.56	754835.6	58444.21	0	0
050	093	Utility	MACRS 20	2023	050	Mid-States Division	Federal	093	1010	DIST Meters & Regs	V2012	50%	New FY	MACRS 20	759010.12	398663.88	229694.2	17784.4	0	0
050	093	Utility	MACRS 20	2023	050	Mid-States Division	State No E	093	1010	DIST Meters & Regs	V2012	50%	New FY	MACRS 20	759010.12	797327.76	459388.34	35568.79	0	0
050	093	Utility	MACRS 20	2023	050	Mid-States Division	Federal	093	1010	DIST Meters & Regs	V2012	50%	New FY	MACRS 20	25816.33	127359.85	73379.66	5681.52	0	0
050	093	Utility	MACRS 20	2023	050	Mid-States Division	State No E	093	1010	DIST Meters & Regs	V2012	50%	New FY	MACRS 20	25816.33	254719.7	146759.31	11363.05	0	0
050	093	Utility	MACRS 20	2023	050	Mid-States Division	Federal	093	1010	DIST Services	V2012	50%	New FY	MACRS 20	2805306.09	996684.18	574249.56	44462.08	0	0
050	093	Utility	MACRS 20	2023	050	Mid-States Division	State No E	093	1010	DIST Services	V2012	50%	New FY	MACRS 20	2805306.09	1993368.36	1148499.12	88924.16	0	0
050	093	Utility	MACRS 7	2023	050	Mid-States Division	Federal	093	1010	GENL Misc	V2012	50%	New FY	MACRS 7	79001.3	47494.59	47494.59	0	0	0
050	093	Utility	MACRS 7	2023	050	Mid-States Division	State No E	093	1010	GENL Misc	V2012	50%	New FY	MACRS 7	79001.3	94989.18	94989.18	0	0	0
050	093	Utility	MACRS 7	2023	050	Mid-States Division	Federal	093	1010	GENL Office 7	V2012	50%	New FY	MACRS 7	993.27	478.63	478.63	0	0	0
050	093	Utility	MACRS 7	2023	050	Mid-States Division	State No E	093	1010	GENL Office 7	V2012	50%	New FY	MACRS 7	993.27	957.27	957.27	0	0	0
050	093	Utility	MACRS 7	2023	050	Mid-States Division	Federal	093	1010	GENL Power Operated Equip	V2012	50%	New FY	MACRS 7	19945.12	9606.08	9606.08	0	0	0
050	093	Utility	MACRS 7	2023	050	Mid-States Division	State No E	093	1010	GENL Power Operated Equip	V2012	50%	New FY	MACRS 7	19945.12	19212.15	19212.15	0	0	0
050	093	Utility	MACRS 7	2023	050	Mid-States Division	Federal	093	1010	GENL Tools	V2012	50%	New FY	MACRS 7	149566.51	50625.26	50625.26	0	0	0
050	093	Utility	MACRS 7	2023	050	Mid-States Division	State No E	093	1010	GENL Tools	V2012	50%	New FY	MACRS 7	149566.51	101250.51	101250.51	0	0	0
050	093	Utility	MACRS 5	2023	050	Mid-States Division	Federal	093	1010	GENL Transportation	V2012	50%	New FY	MACRS 5	48087.15	-28082.41	-28082.41	0	0	0
050	093	Utility	MACRS 5	2023	050	Mid-States Division	State No E	093	1010	GENL Transportation	V2012	50%	New FY	MACRS 5	48087.15	-56164.81	-56164.81	0	0	0
050	093	Utility	MACRS 15	2023	050	Mid-States Division	Federal	093	1010	TRAN Mains	V2012	50%	New FY	MACRS 15	-537227.58	9883.71	7257.63	583.14	0	0
050	093	Utility	MACRS 15	2023	050	Mid-States Division	State No E	093	1010	TRAN Mains	V2012	50%	New FY	MACRS 15	-537227.58	19767.42	14515.2	1166.28	0	0
050	093	Utility	MACRS 15	2023	050	Mid-States Division	Federal	093	1010	TRAN Mains	V2012	50%	New FY	MACRS 15	91687.07	45114.54	33127.62	2661.76	0	0
050	093	Utility	MACRS 15	2023	050	Mid-States Division	State No E	093	1010	TRAN Mains	V2012	50%	New FY	MACRS 15	91687.07	90229.07	66255.22	5323.52	0	0
050	095	Utility	MACRS 15	2023	050	Mid-States Division	Federal	095	1010	DIST Mains	V2012	50%	New FY	MACRS 15	0	0	0	0	0	0
050	095	Utility	MACRS 15	2023	050	Mid-States Division	State No E	095	1010	DIST Mains	V2012	50%	New FY	MACRS 15	0	0	0	0	0	0
050	095	Utility	MACRS 20	2023	050	Mid-States Division	Federal	095	1010	DIST Meters & Regs	V2012	50%	New FY	MACRS 20	0	0	0	0	0	0
050	095	Utility	MACRS 20	2023	050	Mid-States Division	State No E	095	1010	DIST Meters & Regs	V2012	50%	New FY	MACRS 20	0	0	0	0	0	0
050	095	Utility	MACRS 20	2023	050	Mid-States Division	Federal	095	1010	DIST Services	V2012	50%	New FY	MACRS 20	0.91	0.12	0.12	0	0	0
050	095	Utility	MACRS 20	2023	050	Mid-States Division	State No E	095	1010	DIST Services	V2012	50%	New FY	MACRS 20	0.91	0.22	0.22	0	0	0
050	095	Utility	MACRS 7	2023	050	Mid-States Division	Federal	095	1010	GENL Tools	V2012	50%	New FY	MACRS 7	0	0.01	0	0	0	0
050	095	Utility	MACRS 7	2023	050	Mid-States Division	State No E	095	1010	GENL Tools	V2012	50%	New FY	MACRS 7	0	0	0	0	0	0
050	096	Utility	MACRS 15	2023	050	Mid-States Division	Federal	096	1010	DIST Mains	V2012	50%	New FY	MACRS 15	403134.33	88807.8	65211.57	5239.66	0	0
050	096	Utility	MACRS 15	2023	050	Mid-States Division	State No E	096	1010	DIST Mains	V2012	50%	New FY	MACRS 15	403134.33	177615.6	130423.12	10479.32	0	0
050	096	Utility	MACRS 15	2023	050	Mid-States Division	Federal	096	1010	DIST Mains	V2012	50%	New FY	MACRS 15	29803.48	-7933.63	-5825.66	-468.08	0	0
050	096	Utility	MACRS 15	2023	050	Mid-States Division	State No E	096	1010	DIST Mains	V2012	50%	New FY	MACRS 15	29803.48	-15867.25	-11651.32	-936.17	0	0
050	096	Utility	MACRS 15	2023	050	Mid-States Division	Federal	096	1010	DIST Mains	V2012	50%	New FY	MACRS 15	176676.57	2907.15	2134.72	171.52	0	0
050	096	Utility	MACRS 15	2023	050	Mid-States Division	State No E	096	1010	DIST Mains	V2012	50%	New FY	MACRS 15	176676.57	5814.3	4269.43	343.04	0	0
050	096	Utility	MACRS 15	2023	050	Mid-States Division	Federal	096	1010	DIST Mains	V2012	50%	New FY	MACRS 15	4095.44	67.39	49.49	3.98	0	0
050	096	Utility	MACRS 15	2023	050	Mid-States Division	State No E	096	1010	DIST Mains	V2012	50%	New FY	MACRS 15	4095.44	134.78	98.97	7.95	0	0
050	096	Utility	MACRS 20	2023	050	Mid-States Division	Federal	096	1010	DIST Meters & Regs	V2012	50%	New FY	MACRS 20	262725.05	141654.18	81615.47	6319.19	0	0
050	096	Utility	MACRS 20	2023	050	Mid-States Division	State No E	096	1010	DIST Meters & Regs	V2012	50%	New FY	MACRS 20	262725.05	283308.37	163230.95	12638.39	0	0
050	096	Utility	MACRS 20	2023	050	Mid-States Division	Federal	096	1010	DIST Meters & Regs	V2012	50%	New FY	MACRS 20	131740.75	77188.65	44473.02	3443.39	0	0
050	096	Utility	MACRS 20	2023	050	Mid-States Division	State No E	096	1010	DIST Meters & Regs	V2012	50%	New FY	MACRS 20	131740.75	154377.3	88946.04	6886.77	0	0
050	096	Utility	MACRS 20	2023	050	Mid-States Division	Federal	096	1010	DIST Meters & Regs	V2012	50%	New FY	MACRS 20	-20722.65	-12900.33	-7432.64	-575.48	0	0
050	096	Utility	MACRS 20	2023	050	Mid-States Division	State No E	096	1010	DIST Meters & Regs	V2012	50%	New FY	MACRS 20	-20722.65	-25800.65	-14865.32	-1150.97	0	0
050	096	Utility	MACRS 20	2023	050	Mid-States Division	Federal	096	1010	DIST Services	V2012	50%	New FY	MACRS 20	1101379.27	169782.5	97821.9	7574	0	0
050	096	Utility	MACRS 20	2023	050	Mid-States Division	State No E	096	1010	DIST Services	V2012	50%	New FY	MACRS 20	1101379.27	339565	195643.78	15147.99	0	0
050	096	Utility	MACRS 5	2023	050	Mid-States Division	Federal	096	1010	GENL Communication	V2012	50%	New FY	MACRS 5	0	0	0	0	0	0
050	096	Utility	MACRS 5	2023	050	Mid-States Division	State No E	096	1010	GENL Communication	V2012	50%	New FY	MACRS 5	0	0	0	0	0	0
050	096	Utility	MACRS 5	2023	050	Mid-States Division	Federal	096	1010	GENL Computers HW	V2012	50%	New FY	MACRS 5	0	-0.02	-0.02	0	0	0

050	096	Utility	MACRS 5	2023	050 Mid-States Division	State No E	096 1010 GENL Computers HW	V2012 50% New FY	MACRS 5		0	-0.02	-0.02	0	0	0
050	096	Utility	MACRS 7	2023	050 Mid-States Division	Federal	096 1010 GENL Misc	V2012 50% New FY	MACRS 7		0	0.01	0.01	0	0	0
050	096	Utility	MACRS 7	2023	050 Mid-States Division	State No E	096 1010 GENL Misc	V2012 50% New FY	MACRS 7		0	0	0	0	0	0
050	096	Utility	MACRS 7	2023	050 Mid-States Division	Federal	096 1010 GENL Tools	V2012 50% New FY	MACRS 7		0	-0.02	-0.02	0	0	0
050	096	Utility	MACRS 7	2023	050 Mid-States Division	State No E	096 1010 GENL Tools	V2012 50% New FY	MACRS 7		0	-0.01	-0.01	0	0	0
050	009	Utility	NONE	2023	050 Mid-States Division	Federal	009 1010 DIST Land, Land Rights	V2012 FY	NONE		12591.87	11384.87	0	0	0	0
050	009	Utility	MACRS 15	2023	050 Mid-States Division	Federal	009 1010 DIST Mains	V2012 FY	MACRS 15		16464.98	-2237	-1642.63	-131.98	0	0
050	009	Utility	MACRS 39	2023	050 Mid-States Division	Federal	009 1010 DIST Structures	V2012 FY	MACRS 39 DEC	38231	8323.52	8031.52	2222.34	205.93	0	0
050	009	Utility	NONE	2023	050 Mid-States Division	Federal	009 1010 GENL Land	V2012 FY	NONE		710029	679411	0	0	0	0
050	009	Utility	MACRS 39	2023	050 Mid-States Division	Federal	009 1010 GENL Structures	V2012 FY	MACRS 39 APR	37622	0	0	0	0	0	0
050	009	Utility	MACRS 39	2023	050 Mid-States Division	Federal	009 1010 GENL Structures	V2012 FY	MACRS 39 MAY	37653	-0.28	-0.27	-0.1	-0.01	0	0
050	009	Utility	MACRS 39	2023	050 Mid-States Division	Federal	009 1010 GENL Structures	V2012 FY	MACRS 39 NOV	37834	141656.48	135643.48	37822.84	3477.9	0	0
050	009	Utility	MACRS 39	2023	050 Mid-States Division	Federal	009 1010 GENL Structures	V2012 FY	MACRS 39 FEB	37926	455193.93	435873.04	118744.85	11175.78	0	0
050	009	Utility	MACRS 39	2023	050 Mid-States Division	Federal	009 1010 TRAN Structures	V2012 FY	MACRS 39 FEB	37926	7286.47	7286.47	1985.1	186.83	0	0
050	093	Utility	NONE	2023	050 Mid-States Division	Federal	093 1010 DIST Land, Land Rights	V2012 FY	NONE		-218727.53	-218762.53	0	0	0	0
050	093	Utility	MACRS 15	2023	050 Mid-States Division	Federal	093 1010 DIST Mains	V2012 FY	MACRS 15		22871.26	10584.27	7772.02	624.47	0	0
050	093	Utility	MACRS 39	2023	050 Mid-States Division	Federal	093 1010 GENL Structures	V2012 FY	MACRS 39 MAY	37653	8510.09	8325.09	2214.69	213.46	0	0
050	093	Utility	MACRS 39	2023	050 Mid-States Division	Federal	093 1010 GENL Structures	V2012 FY	MACRS 39 JUL	37712	8953.79	8922.79	2335.45	228.78	0	0
050	093	Utility	MACRS 39	2023	050 Mid-States Division	Federal	093 1010 GENL Structures	V2012 FY	MACRS 39 AUG	37742	96210.97	95882.97	24892.18	2458.44	0	0
050	093	Utility	MACRS 39	2023	050 Mid-States Division	Federal	093 1010 GENL Structures	V2012 FY	MACRS 39 SEP	37773	10410.39	10375.39	2671.3	266.02	0	0
050	093	Utility	MACRS 39	2023	050 Mid-States Division	Federal	093 1010 GENL Structures	V2012 FY	MACRS 39 OCT	37803	8685.34	8497.34	2387.48	217.87	0	0
050	093	Utility	MACRS 39	2023	050 Mid-States Division	Federal	093 1010 GENL Structures	V2012 FY	MACRS 39 DEC	37865	17170.69	17111.69	4734.77	438.74	0	0
050	093	Utility	MACRS 39	2023	050 Mid-States Division	Federal	093 1010 GENL Structures	V2012 FY	MACRS 39 MAR	37956	19505.32	19083.32	5158.07	489.3	0	0
050	009	Utility	MACRS 15	2023	050 Mid-States Division	Federal	009 1010 DIST Mains	V2013 50% FY	MACRS 15		9530111.51	4307191.5	2908215.7	254555.02	0	0
050	009	Utility	MACRS 15	2023	050 Mid-States Division	State No E	009 1010 DIST Mains	V2013 50% FY	MACRS 15		9530111.51	8614382.99	5816431.39	509110.03	0	0
050	009	Utility	MACRS 15	2023	050 Mid-States Division	Federal	009 1010 DIST Mains	V2013 50% FY	MACRS 15		6387013.01	2460463.25	1661304.78	145413.38	0	0
050	009	Utility	MACRS 15	2023	050 Mid-States Division	State No E	009 1010 DIST Mains	V2013 50% FY	MACRS 15		6387013.01	4920926.51	3322609.58	290826.76	0	0
050	009	Utility	MACRS 15	2023	050 Mid-States Division	Federal	009 1010 DIST Mains	V2013 50% FY	MACRS 15		1078553.75	374403.83	252797.49	22127.27	0	0
050	009	Utility	MACRS 15	2023	050 Mid-States Division	State No E	009 1010 DIST Mains	V2013 50% FY	MACRS 15		1078553.75	748807.68	505594.94	44254.53	0	0
050	009	Utility	MACRS 15	2023	050 Mid-States Division	Federal	009 1010 DIST Meas, Reg Sta	V2013 50% FY	MACRS 15		267038.04	148128.09	100016.09	8754.37	0	0
050	009	Utility	MACRS 15	2023	050 Mid-States Division	State No E	009 1010 DIST Meas, Reg Sta	V2013 50% FY	MACRS 15		267038.04	296256.18	200032.16	17508.74	0	0
050	009	Utility	MACRS 15	2023	050 Mid-States Division	Federal	009 1010 DIST Meas, Reg Sta	V2013 50% FY	MACRS 15		251805.79	128172.68	86542.2	7575.01	0	0
050	009	Utility	MACRS 15	2023	050 Mid-States Division	State No E	009 1010 DIST Meas, Reg Sta	V2013 50% FY	MACRS 15		251805.79	256345.37	173084.4	15150.01	0	0
050	009	Utility	MACRS 20	2023	050 Mid-States Division	Federal	009 1010 DIST Meas, Reg Sta (Ind)	V2013 50% FY	MACRS 20		156484.75	77556.38	41224.33	3460.57	0	0
050	009	Utility	MACRS 20	2023	050 Mid-States Division	State No E	009 1010 DIST Meas, Reg Sta (Ind)	V2013 50% FY	MACRS 20		156484.75	155112.75	82448.63	6921.13	0	0
050	009	Utility	MACRS 20	2023	050 Mid-States Division	Federal	009 1010 DIST Meters & Regs	V2013 50% FY	MACRS 20		3145690.08	1622168.63	862247.5	72381.16	0	0
050	009	Utility	MACRS 20	2023	050 Mid-States Division	State No E	009 1010 DIST Meters & Regs	V2013 50% FY	MACRS 20		3145690.08	3244337.25	1724495.02	144762.33	0	0
050	009	Utility	MACRS 20	2023	050 Mid-States Division	Federal	009 1010 DIST Meters & Regs	V2013 50% FY	MACRS 20		1202206.32	612766.69	325710.01	27341.65	0	0
050	009	Utility	MACRS 20	2023	050 Mid-States Division	State No E	009 1010 DIST Meters & Regs	V2013 50% FY	MACRS 20		1202206.32	1225533.38	651420	54683.3	0	0
050	009	Utility	MACRS 20	2023	050 Mid-States Division	Federal	009 1010 DIST Meters & Regs	V2013 50% FY	MACRS 20		302969.39	154393.3	82066.22	6889.03	0	0
050	009	Utility	MACRS 20	2023	050 Mid-States Division	State No E	009 1010 DIST Meters & Regs	V2013 50% FY	MACRS 20		302969.39	308786.6	164132.43	13778.06	0	0
050	009	Utility	MACRS 20	2023	050 Mid-States Division	Federal	009 1010 DIST Meters & Regs	V2013 50% FY	MACRS 20		2663.45	-0.24	-0.24	0	0	0
050	009	Utility	MACRS 20	2023	050 Mid-States Division	State No E	009 1010 DIST Meters & Regs	V2013 50% FY	MACRS 20		2663.45	-0.49	-0.49	0	0	0
050	009	Utility	MACRS 20	2023	050 Mid-States Division	Federal	009 1010 DIST Meters & Regs	V2013 50% FY	MACRS 20		0.34	0.24	0.24	0	0	0
050	009	Utility	MACRS 20	2023	050 Mid-States Division	State No E	009 1010 DIST Meters & Regs	V2013 50% FY	MACRS 20		0.34	0.48	0.48	0	0	0
050	009	Utility	MACRS 20	2023	050 Mid-States Division	Federal	009 1010 DIST Meters & Regs	V2013 50% FY	MACRS 20		0.1	0	0	0	0	0
050	009	Utility	MACRS 20	2023	050 Mid-States Division	State No E	009 1010 DIST Meters & Regs	V2013 50% FY	MACRS 20		0.1	0.13	0.13	0	0	0
050	009	Utility	MACRS 20	2023	050 Mid-States Division	Federal	009 1010 DIST Services	V2013 50% FY	MACRS 20		4471744.87	2589566.6	1376458.23	115546.46	0	0
050	009	Utility	MACRS 20	2023	050 Mid-States Division	State No E	009 1010 DIST Services	V2013 50% FY	MACRS 20		4471744.87	5179133.19	2752916.44	231092.92	0	0
050	009	Utility	MACRS 20	2023	050 Mid-States Division	Federal	009 1010 DIST Services	V2013 50% FY	MACRS 20		0.14	0.1	0.1	0	0	0
050	009	Utility	MACRS 20	2023	050 Mid-States Division	State No E	009 1010 DIST Services	V2013 50% FY	MACRS 20		0.14	0.21	0.21	0	0	0
050	009	Utility	MACRS 5	2023	050 Mid-States Division	Federal	009 1010 GENL Computers HW	V2013 50% FY	MACRS 5		0	0	0	0	0	0
050	009	Utility	MACRS 5	2023	050 Mid-States Division	State No E	009 1010 GENL Computers HW	V2013 50% FY	MACRS 5		0	0	0	0	0	0
050	009	Utility	MACRS 7	2023	050 Mid-States Division	Federal	009 1010 GENL Misc	V2013 50% FY	MACRS 7		297308.5	98264.25	98264.25	0	0	0
050	009	Utility	MACRS 7	2023	050 Mid-States Division	State No E	009 1010 GENL Misc	V2013 50% FY	MACRS 7		297308.5	196528.5	196528.5	0	0	0
050	009	Utility	MACRS 7	2023	050 Mid-States Division	Federal	009 1010 GENL Tools	V2013 50% FY	MACRS 7		90694.54	6655.27	6655.27	0	0	0
050	009	Utility	MACRS 7	2023	050 Mid-States Division	State No E	009 1010 GENL Tools	V2013 50% FY	MACRS 7		90694.54	13310.54	13310.54	0	0	0
050	009	Utility	MACRS 15	2023	050 Mid-States Division	Federal	009 1010 STOR Equipment	V2013 50% FY	MACRS 15		252120.39	121550.7	82071.02	7183.65	0	0
050	009	Utility	MACRS 15	2023	050 Mid-States Division	State No E	009 1010 STOR Equipment	V2013 50% FY	MACRS 15		252120.39	243101.39	164142.06	14367.29	0	0
050	009	Utility	MACRS 7	2023	050 Mid-States Division	Federal	009 1010 STOR Wells	V2013 50% FY	MACRS 7		1851352.3	17768.15	17768.15	0	0	0
050	009	Utility	MACRS 7	2023	050 Mid-States Division	State No E	009 1010 STOR Wells	V2013 50% FY	MACRS 7		1851352.3	35536.3	35536.3	0	0	0
050	009	Utility	MACRS 15	2023	050 Mid-States Division	Federal	009 1010 TRAN Mains	V2013 50% FY	MACRS 15		0	0	0	0	0	0
050	009	Utility	MACRS 15	2023	050 Mid-States Division	State No E	009 1010 TRAN Mains	V2013 50% FY	MACRS 15		0	0	0	0	0	0
050	009	Utility	MACRS 15	2023	050 Mid-States Division	Federal	009 1010 TRAN Meas, Reg Sta Equip	V2013 50% FY	MACRS 15		36998.78	17837.39	12043.82	1054.19	0	0
050	009	Utility	MACRS 15	2023	050 Mid-States Division	State No E	009 1010 TRAN Meas, Reg Sta Equip	V2013 50% FY	MACRS 15		36998.78	35674.78	24087.6	2108.38	0	0
050	091	Utility	MACRS 5	2023	050 Mid-States Division	Federal	091 1010 GENL Computers HW	V2013 50% FY	MACRS 5		222895.58	105728.91	105728.91	0	0	0
050	091	Utility	MACRS 5	2023	050 Mid-States Division	State No E	091 1010 GENL Computers HW	V2013 50% FY	MACRS 5		222895.58	211457.83	211457.83	0	0	0
050	091	Utility	SL 3	2023	050 Mid-States Division	Federal	091 1010 GENL Computers SW	V2013 50% FY	SL 3		180716.98	38455.24	38455.24	0	0	0
050	091	Utility	SL 3	2023	050 Mid-States Division	State No E	091 1010 GENL Computers SW	V2013 50% FY	SL 3		180716.98	76910.45	76910.45	0	0	0
050	091	Utility	MACRS 7	2023	050 Mid-States Division	Federal	091 1010 GENL Office 7	V2013 50% FY	MACRS 7		4797.82	2275.41	2275.41	0	0	0
050	091	Utility	MACRS 7	2023	050 Mid-States Division	State No E	091 1010 GENL Office 7	V2013 50% FY	MACRS 7		4797.82	4550.82	4550.82	0	0	0
050	091	Utility	MACRS 5	2023	050 Mid-States Division	Federal	091 1010 GENL Transportation	V2013 50% FY	MACRS 5		23175	9102.56	9102.56	0	0	0
050	091	Utility	MACRS 5	2023	050 Mid-States Division	State No E	091 1010 GENL Transportation	V2013 50% FY	MACRS 5		23175	18205.12	18205.12	0	0	0
050	093	Utility	MACRS 20	2023	050 Mid-States Division	Federal	093 1010 DIST Equipment	V2013 50% FY	MACRS 20		61294.14	29534.57	15698.8	1317.83	0	0
050	093	Utility	MACRS 20	2023	050 Mid-States Division	State No E	093 1010 DIST Equipment	V2013 50% FY	MACRS 20		61294.14	59069.14	31397.61	2635.67	0	0
050	093	Utility	MACRS 15	2023	050 Mid-States Division	Federal	093 1010 DIST Mains	V2013 50% FY	MACRS 15		118650.68	61515.13	41535	3635.54	0	0
050	093	Utility	MACRS 15	2023	050 Mid-States Division	State No E	093 1010 DIST Mains	V2013 50% FY	MACRS 15		118650.68	123030.24	83070.01	7271.09	0	0
050	093	Utility	MACRS 15	2023	050 Mid-States Division	Federal	093 1010 DIST Mains	V2013 50% FY	MACRS 15		870893.96	24410.59	16482.02	1442.67	0	0
050	093	Utility	MACRS 15	2023	050 Mid-States Division	State No E	093 1010 DIST Mains	V2013 50% FY	MACRS 15		870893.96	48821.16	32964.07	2885.33	0	0
050	093	Utility	MACRS 15	2023	050 Mid-States Division	Federal	093 1010 DIST Mains	V2013 50% FY	MACRS 15		89855.81	2518.6	1700.57	148.85	0	0
050	093	Utility	MACRS 15	2023	050 Mid-States Division	State No E	093 1010 DIST Mains	V2013 50% FY	MACRS 15		89855.81	5037.2	3401.1	297.7	0	0
050	093	Utility	MACRS 15	2023	050 Mid-States Division	Federal	093 1010 DIST Mains	V2013 50% FY	MACRS 15		32331.23	906.22	611.89	53.56	0	0
050	093	Utility	MACRS 15	2023	050 Mid-States Division	State No E	093 1010 DIST Mains	V2013 50% FY	MACRS 15		32331.23	1812.45	1223.76	107.12	0	0
050	093	Utility	MACRS 15	2023	050 Mid-States Division	Federal	093 1010 DIST Mains	V2013 50% FY	MACRS 15		19654.17	550.89	371.96	32.56	0	0
050	093	Utility	MACRS 15	2023	050 Mid-States Division	State No E	093 1010 DIST Mains	V2013 50% FY	MACRS 15		19654.17	1101.79	743.94	65.12	0	0
050	093	Utility	MACRS 15	2023	050 Mid-States Division	Federal	093 1010 DIST Mains	V2013 50% FY	MACRS 15		4622.87	129.58	87.51	7.66	0	0
050	093	Utility	MACRS 15	2023	050 Mid-States Division	State No E	093 1010 DIST Mains	V2013 50% FY	MACRS 15		4622.87	259.15	174.98	15.32	0	0
050	093	Utility	MACRS 15	2023	050 Mid-States Division	Federal	093 1010 DIST Mains	V2013 50% FY	MACRS 15		3973.08	2059.86	1390.82	121.74	0	0
050	093	Utility	MACRS 15	2023	050 Mid-States Division	State No E	093 1010 DIST Mains	V2013 50% FY	MACRS 15		3973.08	4119.73	2781.64	243.48	0	0
050	093	Utility	MACRS 15	2023	050 Mid-States Division	Federal	093 1010 DIST Mains	V2013 50% FY	MACRS 15		7866429.32	3017986.22	2037744.31	178362.99	0	0
050	093	Utility	MACRS 15	2023	050 Mid-States Division	State No E	093 1010 DIST Mains	V2013 50% FY	MACRS 15		7866429.32	6035972.44	4075488.57	356725.97	0	0
050	093	Utility	MACRS 15	2023	050 Mid-States Division	Federal	093 1010 DIST Meas, Reg Sta	V2013 50% FY	MACRS 15		376765.67	184568.52	124620.67	10908	0	0

050	093	Utility	MACRS 15	2023	050 Mid-States Division	State No E	093 1010 DIST Meas, Reg Sta	V2013 50% FY	MACRS 15		376765.67	369137.05	249241.35	21816	0	0
050	093	Utility	MACRS 20	2023	050 Mid-States Division	Federal	093 1010 DIST Meas, Reg Sta (Ind)	V2013 50% FY	MACRS 20		52653.86	25370.93	13485.66	1132.05	0	0
050	093	Utility	MACRS 20	2023	050 Mid-States Division	State No E	093 1010 DIST Meas, Reg Sta (Ind)	V2013 50% FY	MACRS 20		52653.86	50741.86	26971.31	2264.1	0	0
050	093	Utility	MACRS 20	2023	050 Mid-States Division	Federal	093 1010 DIST Meters & Regs	V2013 50% FY	MACRS 20		4335254.25	2113991.71	1123671.16	94326.31	0	0
050	093	Utility	MACRS 20	2023	050 Mid-States Division	State No E	093 1010 DIST Meters & Regs	V2013 50% FY	MACRS 20		4335254.25	4227983.43	2247342.3	188652.62	0	0
050	093	Utility	MACRS 20	2023	050 Mid-States Division	Federal	093 1010 DIST Meters & Regs	V2013 50% FY	MACRS 20		682929.68	332317.85	176640.23	14828.02	0	0
050	093	Utility	MACRS 20	2023	050 Mid-States Division	State No E	093 1010 DIST Meters & Regs	V2013 50% FY	MACRS 20		682929.68	664635.71	353280.48	29656.05	0	0
050	093	Utility	MACRS 20	2023	050 Mid-States Division	Federal	093 1010 DIST Meters & Regs	V2013 50% FY	MACRS 20		0	0	0	0	0	0
050	093	Utility	MACRS 20	2023	050 Mid-States Division	State No E	093 1010 DIST Meters & Regs	V2013 50% FY	MACRS 20		0	0	0	0	0	0
050	093	Utility	MACRS 20	2023	050 Mid-States Division	Federal	093 1010 DIST Services	V2013 50% FY	MACRS 20		4685642.58	1418062.72	753757.06	63273.96	0	0
050	093	Utility	MACRS 20	2023	050 Mid-States Division	State No E	093 1010 DIST Services	V2013 50% FY	MACRS 20		4685642.58	2836125.44	1507514.13	126547.92	0	0
050	093	Utility	MACRS 5	2023	050 Mid-States Division	Federal	093 1010 GENL Communication	V2013 50% FY	MACRS 5		0	3982.57	3982.57	0	0	0
050	093	Utility	MACRS 5	2023	050 Mid-States Division	State No E	093 1010 GENL Communication	V2013 50% FY	MACRS 5		0	7965.15	7965.15	0	0	0
050	093	Utility	MACRS 5	2023	050 Mid-States Division	Federal	093 1010 GENL Communication	V2013 50% FY	MACRS 5		0	0.01	0.01	0	0	0
050	093	Utility	MACRS 5	2023	050 Mid-States Division	State No E	093 1010 GENL Communication	V2013 50% FY	MACRS 5		0	0	0	0	0	0
050	093	Utility	MACRS 7	2023	050 Mid-States Division	Federal	093 1010 GENL Misc	V2013 50% FY	MACRS 7		213952.17	71842.02	71842.02	0	0	0
050	093	Utility	MACRS 7	2023	050 Mid-States Division	State No E	093 1010 GENL Misc	V2013 50% FY	MACRS 7		213952.17	143684.02	143684.02	0	0	0
050	093	Utility	MACRS 7	2023	050 Mid-States Division	Federal	093 1010 GENL Office 7	V2013 50% FY	MACRS 7		5636.22	2715.61	2715.61	0	0	0
050	093	Utility	MACRS 7	2023	050 Mid-States Division	State No E	093 1010 GENL Office 7	V2013 50% FY	MACRS 7		5636.22	5431.22	5431.22	0	0	0
050	093	Utility	MACRS 7	2023	050 Mid-States Division	Federal	093 1010 GENL Tools	V2013 50% FY	MACRS 7		5067.38	5067.04	5067.04	0	0	0
050	093	Utility	MACRS 7	2023	050 Mid-States Division	State No E	093 1010 GENL Tools	V2013 50% FY	MACRS 7		5067.38	10134.08	10134.08	0	0	0
050	093	Utility	MACRS 5	2023	050 Mid-States Division	Federal	093 1010 GENL Transportation	V2013 50% FY	MACRS 5		1649.43	795.22	795.22	0	0	0
050	093	Utility	MACRS 5	2023	050 Mid-States Division	State No E	093 1010 GENL Transportation	V2013 50% FY	MACRS 5		1649.43	1590.43	1590.43	0	0	0
050	093	Utility	MACRS 15	2023	050 Mid-States Division	Federal	093 1010 TRAN Mains	V2013 50% FY	MACRS 15		91140.55	23448.78	15832.62	1385.82	0	0
050	093	Utility	MACRS 15	2023	050 Mid-States Division	State No E	093 1010 TRAN Mains	V2013 50% FY	MACRS 15		91140.55	46897.55	31665.25	2771.65	0	0
050	095	Utility	MACRS 15	2023	050 Mid-States Division	Federal	095 1010 DIST Mains	V2013 50% FY	MACRS 15		-0.35	0	0	0	0	0
050	095	Utility	MACRS 15	2023	050 Mid-States Division	State No E	095 1010 DIST Mains	V2013 50% FY	MACRS 15		-0.35	0.11	0.11	0	0	0
050	095	Utility	MACRS 15	2023	050 Mid-States Division	Federal	095 1010 DIST Mains	V2013 50% FY	MACRS 15		-0.17	0.58	0.38	0.03	0	0
050	095	Utility	MACRS 15	2023	050 Mid-States Division	State No E	095 1010 DIST Mains	V2013 50% FY	MACRS 15		-0.17	1.15	0.79	0.07	0	0
050	095	Utility	MACRS 15	2023	050 Mid-States Division	Federal	095 1010 DIST Mains	V2013 50% FY	MACRS 15		-0.18	0	0	0	0	0
050	095	Utility	MACRS 15	2023	050 Mid-States Division	State No E	095 1010 DIST Mains	V2013 50% FY	MACRS 15		-0.18	0	0	0	0	0
050	095	Utility	MACRS 15	2023	050 Mid-States Division	Federal	095 1010 DIST Meas, Reg Sta	V2013 50% FY	MACRS 15		0.96	0.51	0.35	0.03	0	0
050	095	Utility	MACRS 15	2023	050 Mid-States Division	State No E	095 1010 DIST Meas, Reg Sta	V2013 50% FY	MACRS 15		0.96	1.02	0.69	0.06	0	0
050	095	Utility	MACRS 20	2023	050 Mid-States Division	Federal	095 1010 DIST Meters & Regs	V2013 50% FY	MACRS 20		0.18	0.1	0.1	0	0	0
050	095	Utility	MACRS 20	2023	050 Mid-States Division	State No E	095 1010 DIST Meters & Regs	V2013 50% FY	MACRS 20		0.18	0.2	0.2	0	0	0
050	095	Utility	MACRS 20	2023	050 Mid-States Division	Federal	095 1010 DIST Meters & Regs	V2013 50% FY	MACRS 20		0.2	0	0	0	0	0
050	095	Utility	MACRS 20	2023	050 Mid-States Division	State No E	095 1010 DIST Meters & Regs	V2013 50% FY	MACRS 20		0.2	0	0	0	0	0
050	095	Utility	MACRS 20	2023	050 Mid-States Division	Federal	095 1010 DIST Meters & Regs	V2013 50% FY	MACRS 20		0.27	0.14	0.14	0	0	0
050	095	Utility	MACRS 20	2023	050 Mid-States Division	State No E	095 1010 DIST Meters & Regs	V2013 50% FY	MACRS 20		0.27	0.27	0.27	0	0	0
050	095	Utility	MACRS 20	2023	050 Mid-States Division	Federal	095 1010 DIST Services	V2013 50% FY	MACRS 20		0.34	0	0	0	0	0
050	095	Utility	MACRS 20	2023	050 Mid-States Division	State No E	095 1010 DIST Services	V2013 50% FY	MACRS 20		0.34	0.17	0.17	0	0	0
050	095	Utility	MACRS 5	2023	050 Mid-States Division	Federal	095 1010 GENL Communication	V2013 50% FY	MACRS 5		0.18	0.08	0.08	0	0	0
050	095	Utility	MACRS 5	2023	050 Mid-States Division	State No E	095 1010 GENL Communication	V2013 50% FY	MACRS 5		0.18	0.17	0.17	0	0	0
050	095	Utility	MACRS 7	2023	050 Mid-States Division	Federal	095 1010 GENL Power Operated Equip	V2013 50% FY	MACRS 7		0.1	0.05	0.05	0	0	0
050	095	Utility	MACRS 7	2023	050 Mid-States Division	State No E	095 1010 GENL Power Operated Equip	V2013 50% FY	MACRS 7		0.1	0.09	0.09	0	0	0
050	095	Utility	MACRS 7	2023	050 Mid-States Division	Federal	095 1010 GENL Tools	V2013 50% FY	MACRS 7		0.97	0.43	0.43	0	0	0
050	095	Utility	MACRS 7	2023	050 Mid-States Division	State No E	095 1010 GENL Tools	V2013 50% FY	MACRS 7		0.97	0.85	0.85	0	0	0
050	096	Utility	MACRS 15	2023	050 Mid-States Division	Federal	096 1010 DIST Mains	V2013 50% FY	MACRS 15		63584.37	27312.43	18441.33	1614.16	0	0
050	096	Utility	MACRS 15	2023	050 Mid-States Division	State No E	096 1010 DIST Mains	V2013 50% FY	MACRS 15		63584.37	54624.86	36882.71	3228.33	0	0
050	096	Utility	MACRS 15	2023	050 Mid-States Division	Federal	096 1010 DIST Mains	V2013 50% FY	MACRS 15		867284.43	320126.07	216149.14	18919.45	0	0
050	096	Utility	MACRS 15	2023	050 Mid-States Division	State No E	096 1010 DIST Mains	V2013 50% FY	MACRS 15		867284.43	640252.15	432298.26	37838.9	0	0
050	096	Utility	MACRS 15	2023	050 Mid-States Division	Federal	096 1010 DIST Mains	V2013 50% FY	MACRS 15		869700.75	254704.83	171976.68	15053.06	0	0
050	096	Utility	MACRS 15	2023	050 Mid-States Division	State No E	096 1010 DIST Mains	V2013 50% FY	MACRS 15		869700.75	509409.65	343953.4	30106.11	0	0
050	096	Utility	MACRS 15	2023	050 Mid-States Division	Federal	096 1010 DIST Mains	V2013 50% FY	MACRS 15		44588.11	16458.07	11112.49	972.67	0	0
050	096	Utility	MACRS 15	2023	050 Mid-States Division	State No E	096 1010 DIST Mains	V2013 50% FY	MACRS 15		44588.11	32916.13	22224.96	1945.34	0	0
050	096	Utility	MACRS 15	2023	050 Mid-States Division	Federal	096 1010 DIST Mains	V2013 50% FY	MACRS 15		37567.99	13866.84	9362.87	819.53	0	0
050	096	Utility	MACRS 15	2023	050 Mid-States Division	State No E	096 1010 DIST Mains	V2013 50% FY	MACRS 15		37567.99	27733.68	18725.78	1639.06	0	0
050	096	Utility	MACRS 15	2023	050 Mid-States Division	Federal	096 1010 DIST Mains	V2013 50% FY	MACRS 15		13293.07	4906.64	3312.95	289.98	0	0
050	096	Utility	MACRS 15	2023	050 Mid-States Division	State No E	096 1010 DIST Mains	V2013 50% FY	MACRS 15		13293.07	9813.28	6625.91	579.96	0	0
050	096	Utility	MACRS 15	2023	050 Mid-States Division	Federal	096 1010 DIST Meas, Reg Sta	V2013 50% FY	MACRS 15		439.13	210.56	142.15	12.44	0	0
050	096	Utility	MACRS 15	2023	050 Mid-States Division	State No E	096 1010 DIST Meas, Reg Sta	V2013 50% FY	MACRS 15		439.13	421.13	284.37	24.89	0	0
050	096	Utility	MACRS 20	2023	050 Mid-States Division	Federal	096 1010 DIST Meters & Regs	V2013 50% FY	MACRS 20		210338.09	107004.49	56877.17	4774.54	0	0
050	096	Utility	MACRS 20	2023	050 Mid-States Division	State No E	096 1010 DIST Meters & Regs	V2013 50% FY	MACRS 20		210338.09	214008.97	113754.33	9549.08	0	0
050	096	Utility	MACRS 20	2023	050 Mid-States Division	Federal	096 1010 DIST Meters & Regs	V2013 50% FY	MACRS 20		182276.4	111112.91	59060.96	4957.86	0	0
050	096	Utility	MACRS 20	2023	050 Mid-States Division	State No E	096 1010 DIST Meters & Regs	V2013 50% FY	MACRS 20		182276.4	222225.82	118121.91	9915.72	0	0
050	096	Utility	MACRS 20	2023	050 Mid-States Division	Federal	096 1010 DIST Meters & Regs	V2013 50% FY	MACRS 20		20641.39	25392.55	13497.17	1133.02	0	0
050	096	Utility	MACRS 20	2023	050 Mid-States Division	State No E	096 1010 DIST Meters & Regs	V2013 50% FY	MACRS 20		20641.39	50785.09	26994.31	2266.03	0	0
050	096	Utility	MACRS 20	2023	050 Mid-States Division	Federal	096 1010 DIST Services	V2013 50% FY	MACRS 20		1277310.95	529753.38	281585.13	23637.6	0	0
050	096	Utility	MACRS 20	2023	050 Mid-States Division	State No E	096 1010 DIST Services	V2013 50% FY	MACRS 20		1277310.95	1059506.76	563170.22	47275.19	0	0
050	096	Utility	MACRS 5	2023	050 Mid-States Division	Federal	096 1010 GENL Communication	V2013 50% FY	MACRS 5		10509.23	5031.61	5031.61	0	0	0
050	096	Utility	MACRS 5	2023	050 Mid-States Division	State No E	096 1010 GENL Communication	V2013 50% FY	MACRS 5		10509.23	10063.23	10063.23	0	0	0
050	096	Utility	MACRS 7	2023	050 Mid-States Division	Federal	096 1010 GENL Misc	V2013 50% FY	MACRS 7		0	0.01	0.01	0	0	0
050	096	Utility	MACRS 7	2023	050 Mid-States Division	State No E	096 1010 GENL Misc	V2013 50% FY	MACRS 7		0	0	0	0	0	0
050	096	Utility	MACRS 7	2023	050 Mid-States Division	Federal	096 1010 GENL Office 7	V2013 50% FY	MACRS 7		1544.82	739.91	739.91	0	0	0
050	096	Utility	MACRS 7	2023	050 Mid-States Division	State No E	096 1010 GENL Office 7	V2013 50% FY	MACRS 7		1544.82	1479.82	1479.82	0	0	0
050	096	Utility	MACRS 7	2023	050 Mid-States Division	Federal	096 1010 GENL Tools	V2013 50% FY	MACRS 7		2908.99	1392.92	1392.92	0	0	0
050	096	Utility	MACRS 7	2023	050 Mid-States Division	State No E	096 1010 GENL Tools	V2013 50% FY	MACRS 7		2908.99	2785.84	2785.84	0	0	0
050	009	Utility	NONE	2023	050 Mid-States Division	Federal	009 1010 DIST Land, Land Rights	V2013 FY	NONE		85604.1	82541.1	0	0	0	0
050	009	Utility	MACRS 39	2023	050 Mid-States Division	Federal	009 1010 DIST Structures	V2013 FY	MACRS 39 DEC	38231	-36.52	-34.52	-8.71	-0.89	0	0
050	009	Utility	MACRS 39	2023	050 Mid-States Division	Federal	009 1010 GENL Structures	V2013 FY	MACRS 39 NOV	37834	374553.93	361154.93	91444.41	9260.01	0	0
050	009	Utility	MACRS 39	2023	050 Mid-States Division	Federal	009 1010 GENL Structures	V2013 FY	MACRS 39 FEB	37926	10719.07	10336.07	2550.87	265.02	0	0
050	093	Utility	NONE	2023	050 Mid-States Division	Federal	093 1010 DIST Land, Land Rights	V2013 FY	NONE		142929.08	137743.08	0	0	0	0
050	093	Utility	NONE	2023	050 Mid-States Division	Federal	093 1010 DIST Land, Land Rights	V2013 FY	NONE		2522.03	169.03	0	0	0	0
050	093	Utility	MACRS 15	2023	050 Mid-States Division	Federal	093 1010 DIST Mains	V2013 FY	MACRS 15		-312.2	-240.2	-162.19	-14.2	0	0
050	093	Utility	MACRS 15	2023	050 Mid-States Division	Federal	093 1010 DIST Meas, Reg Sta	V2013 FY	MACRS 15		270.53	259.7	175.35	15.35	0	0
050	093	Utility	MACRS 20	2023	050 Mid-States Division	Federal	093 1010 DIST Meas, Reg Sta (Ind)	V2013 FY	MACRS 20		101.42	98.42	52.3	4.39	0	0
050	093	Utility	MACRS 20	2023	050 Mid-States Division	Federal	093 1010 DIST Meters & Regs	V2013 FY	MACRS 20		-53.15	-51.15	-27.18	-2.28	0	0
050	093	Utility	MACRS 20	2023	050 Mid-States Division	Federal	093 1010 DIST Meters & Regs	V2013 FY	MACRS 20		-48.27	-46.27	-24.59	-2.06	0	0
050	093	Utility	MACRS 20	2023	050 Mid-States Division	Federal	093 1010 DIST Services	V2013 FY	MACRS 20		34.95	19.78	10.51	0.88	0	0
050	093	Utility	MACRS 39	2023	050 Mid-States Division	Federal	093 1010 DIST Structures	V2013 FY	MACRS 39 JAN	37895	476.29	458.29	114.07	11.75	0	0
050	093	Utility	MACRS 39	2023	050 Mid-States Division	Federal	093 1010 DIST Structures	V2013 FY	MACRS 39 MAR	37956	91.01	88.01	21.56	2.26	0	0
050	093	Utility	MACRS 39	2023	050 Mid-States Division	Federal	093 1010 GENL Structures	V2013 FY	MACRS 39 APR	37622	79139.62	76267.62	18495.64	1955.5	0	0

050	093	Utility	MACRS 39	2023	050 Mid-States Division	Federal	093 1010 GENL Structures	V2013 FY	MACRS 39 APR	37622	17003.35	16385.35	3973.61	420.12	0	0
050	093	Utility	MACRS 39	2023	050 Mid-States Division	Federal	093 1010 GENL Structures	V2013 FY	MACRS 39 MAY	37653	-11.67	-10.67	-2.53	-0.27	0	0
050	093	Utility	MACRS 39	2023	050 Mid-States Division	Federal	093 1010 GENL Structures	V2013 FY	MACRS 39 JUN	37681	8.85	8.85	2.14	0.23	0	0
050	093	Utility	MACRS 39	2023	050 Mid-States Division	Federal	093 1010 GENL Structures	V2013 FY	MACRS 39 JUL	37712	45160.11	43521.11	10275.32	1115.88	0	0
050	093	Utility	MACRS 39	2023	050 Mid-States Division	Federal	093 1010 GENL Structures	V2013 FY	MACRS 39 SEP	37773	3510.7	3383.7	784.46	86.76	0	0
050	093	Utility	MACRS 39	2023	050 Mid-States Division	Federal	093 1010 GENL Structures	V2013 FY	MACRS 39 DEC	37865	13349.94	12865.94	3230.1	329.88	0	0
050	095	Utility	MACRS 39	2023	050 Mid-States Division	Federal	095 1010 DIST Structures	V2013 FY	MACRS 39 JUN	37681	288994.88	338976	80757.6	8691.34	0	0
050	095	Utility	MACRS 39	2023	050 Mid-States Division	Federal	095 1010 DIST Structures	V2013 FY	MACRS 39 SEP	37773	-288995.42	-288995.42	-66997.79	-7409.84	0	0
050	095	Utility	MACRS 39	2023	050 Mid-States Division	Federal	095 1010 GENL Structures	V2013 FY	MACRS 39 JUL		-23114	-23114	-5457.19	-592.64	0	0
050	095	Utility	MACRS 39	2023	050 Mid-States Division	Federal	095 1010 GENL Structures	V2013 FY	MACRS 39 JUN	37681	23114	21828	5200.3	559.67	0	0
050	095	Utility	MACRS 39	2023	050 Mid-States Division	Federal	095 1010 PROD Structures	V2013 FY	MACRS 39 JUL	37712	18899	18899	4462.05	484.57	0	0
050	096	Utility	NONE	2023	050 Mid-States Division	Federal	096 1010 DIST Land, Land Rights	V2013 FY	NONE		-381.18	-365.18	0	0	0	0
050	009	Utility	MACRS 15	2023	050 Mid-States Division	Federal	009 1010 DIST Mains	V2014 50% FY	MACRS 15		1697174.99	2127649.54	1311057.65	125531.32	0	0
050	009	Utility	MACRS 15	2023	050 Mid-States Division	State No E	009 1010 DIST Mains	V2014 50% FY	MACRS 15		1697174.99	4255299.07	2622115.3	251062.65	0	0
050	009	Utility	MACRS 15	2023	050 Mid-States Division	Federal	009 1010 DIST Mains	V2014 50% FY	MACRS 15		9806127.18	4964881.27	3059359.82	292927.99	0	0
050	009	Utility	MACRS 15	2023	050 Mid-States Division	State No E	009 1010 DIST Mains	V2014 50% FY	MACRS 15		9806127.18	9929762.54	6118719.69	585855.99	0	0
050	009	Utility	MACRS 15	2023	050 Mid-States Division	Federal	009 1010 DIST Mains	V2014 50% FY	MACRS 15		3481846.64	1796516.52	1107013.47	105994.47	0	0
050	009	Utility	MACRS 15	2023	050 Mid-States Division	State No E	009 1010 DIST Mains	V2014 50% FY	MACRS 15		3481846.64	3593033.04	2214026.95	211988.95	0	0
050	009	Utility	MACRS 15	2023	050 Mid-States Division	Federal	009 1010 DIST Meas, Reg Sta	V2014 50% FY	MACRS 15		199108	102082.66	62903.34	6022.88	0	0
050	009	Utility	MACRS 15	2023	050 Mid-States Division	State No E	009 1010 DIST Meas, Reg Sta	V2014 50% FY	MACRS 15		199108	204165.32	125806.67	12045.75	0	0
050	009	Utility	MACRS 15	2023	050 Mid-States Division	Federal	009 1010 DIST Meas, Reg Sta	V2014 50% FY	MACRS 15		229259.41	134858.67	83099.92	7956.66	0	0
050	009	Utility	MACRS 15	2023	050 Mid-States Division	State No E	009 1010 DIST Meas, Reg Sta	V2014 50% FY	MACRS 15		229259.41	269717.33	166199.81	15913.32	0	0
050	009	Utility	MACRS 15	2023	050 Mid-States Division	Federal	009 1010 DIST Meas, Reg Sta (Ind)	V2014 50% FY	MACRS 15		77195	39577.86	24387.88	2335.09	0	0
050	009	Utility	MACRS 15	2023	050 Mid-States Division	State No E	009 1010 DIST Meas, Reg Sta (Ind)	V2014 50% FY	MACRS 15		77195	79155.71	76183.42	2972.29	0	0
050	009	Utility	MACRS 20	2023	050 Mid-States Division	Federal	009 1010 DIST Meters & Regs	V2014 50% FY	MACRS 20		2837496.2	1623364.88	790465.06	72418.31	0	0
050	009	Utility	MACRS 20	2023	050 Mid-States Division	State No E	009 1010 DIST Meters & Regs	V2014 50% FY	MACRS 20		2837496.2	3246729.76	1580930.13	144836.61	0	0
050	009	Utility	MACRS 15	2023	050 Mid-States Division	Federal	009 1010 DIST Meters & Regs	V2014 50% FY	MACRS 15		504673.41	288522.4	177787.5	17022.82	0	0
050	009	Utility	MACRS 15	2023	050 Mid-States Division	State No E	009 1010 DIST Meters & Regs	V2014 50% FY	MACRS 15		504673.41	577044.8	355575	34045.64	0	0
050	009	Utility	MACRS 20	2023	050 Mid-States Division	Federal	009 1010 DIST Meters & Regs	V2014 50% FY	MACRS 20		634034.59	362478.39	176501.59	16170.16	0	0
050	009	Utility	MACRS 20	2023	050 Mid-States Division	State No E	009 1010 DIST Meters & Regs	V2014 50% FY	MACRS 20		634034.59	724956.77	353003.21	32340.32	0	0
050	009	Utility	MACRS 20	2023	050 Mid-States Division	Federal	009 1010 DIST Services	V2014 50% FY	MACRS 20		3691226.9	2870094.16	1397534.96	128034.9	0	0
050	009	Utility	MACRS 20	2023	050 Mid-States Division	State No E	009 1010 DIST Services	V2014 50% FY	MACRS 20		3691226.9	5740188.32	2795069.89	256069.8	0	0
050	009	Utility	MACRS 5	2023	050 Mid-States Division	Federal	009 1010 GENL Computers HW	V2014 50% FY	MACRS 5		0	26947.16	26947.16	0	0	0
050	009	Utility	MACRS 5	2023	050 Mid-States Division	State No E	009 1010 GENL Computers HW	V2014 50% FY	MACRS 5		0	26947.16	26947.16	0	0	0
050	009	Utility	MACRS 5	2023	050 Mid-States Division	Federal	009 1010 GENL Computers HW	V2014 50% FY	MACRS 5		0	0	0	0	0	0
050	009	Utility	MACRS 5	2023	050 Mid-States Division	State No E	009 1010 GENL Computers HW	V2014 50% FY	MACRS 5		0	0	0	0	0	0
050	009	Utility	MACRS 7	2023	050 Mid-States Division	Federal	009 1010 GENL Misc	V2014 50% FY	MACRS 7		461642.57	236684.11	236684.11	0	0	0
050	009	Utility	MACRS 7	2023	050 Mid-States Division	State No E	009 1010 GENL Misc	V2014 50% FY	MACRS 7		461642.57	473368.22	473368.22	0	0	0
050	009	Utility	MACRS 7	2023	050 Mid-States Division	Federal	009 1010 GENL Office 7	V2014 50% FY	MACRS 7		56377.42	29049.9	29049.9	0	0	0
050	009	Utility	MACRS 7	2023	050 Mid-States Division	State No E	009 1010 GENL Office 7	V2014 50% FY	MACRS 7		56377.42	58099.8	58099.8	0	0	0
050	009	Utility	MACRS 7	2023	050 Mid-States Division	Federal	009 1010 GENL Tools	V2014 50% FY	MACRS 7		223176.52	114422.59	114422.59	0	0	0
050	009	Utility	MACRS 7	2023	050 Mid-States Division	State No E	009 1010 GENL Tools	V2014 50% FY	MACRS 7		223176.52	228845.17	228845.17	0	0	0
050	009	Utility	MACRS 7	2023	050 Mid-States Division	Federal	009 1010 GENL Transportation	V2014 50% FY	MACRS 7		157246.69	81025.33	81025.33	0	0	0
050	009	Utility	MACRS 7	2023	050 Mid-States Division	State No E	009 1010 GENL Transportation	V2014 50% FY	MACRS 7		157246.69	162050.67	162050.67	0	0	0
050	009	Utility	MACRS 7	2023	050 Mid-States Division	Federal	009 1010 STOR Wells	V2014 50% FY	MACRS 7		1165681	597644.55	597644.55	0	0	0
050	009	Utility	MACRS 7	2023	050 Mid-States Division	State No E	009 1010 STOR Wells	V2014 50% FY	MACRS 7		1165681	1195289.1	1195289.1	0	0	0
050	091	Utility	MACRS 5	2023	050 Mid-States Division	Federal	091 1010 GENL Computers HW	V2014 50% FY	MACRS 5		0	0	0	0	0	0
050	091	Utility	MACRS 5	2023	050 Mid-States Division	State No E	091 1010 GENL Computers HW	V2014 50% FY	MACRS 5		0	0	0	0	0	0
050	091	Utility	SL 3	2023	050 Mid-States Division	Federal	091 1010 GENL Computers SW	V2014 50% FY	SL 3		36660.21	12100.12	12100.12	0	0	0
050	091	Utility	SL 3	2023	050 Mid-States Division	State No E	091 1010 GENL Computers SW	V2014 50% FY	SL 3		36660.21	24200.22	24200.22	0	0	0
050	091	Utility	MACRS 7	2023	050 Mid-States Division	Federal	091 1010 GENL Tools	V2014 50% FY	MACRS 7		0	0	0	0	0	0
050	091	Utility	MACRS 7	2023	050 Mid-States Division	State No E	091 1010 GENL Tools	V2014 50% FY	MACRS 7		0	0	0	0	0	0
050	093	Utility	MACRS 20	2023	050 Mid-States Division	Federal	093 1010 DIST Equipment	V2014 50% FY	MACRS 20		60.22	31.54	15.37	1.41	0	0
050	093	Utility	MACRS 20	2023	050 Mid-States Division	State No E	093 1010 DIST Equipment	V2014 50% FY	MACRS 20		60.22	63.08	30.7	2.81	0	0
050	093	Utility	MACRS 15	2023	050 Mid-States Division	Federal	093 1010 DIST Mains	V2014 50% FY	MACRS 15		150511.27	76367.22	47057.5	4505.67	0	0
050	093	Utility	MACRS 15	2023	050 Mid-States Division	State No E	093 1010 DIST Mains	V2014 50% FY	MACRS 15		150511.27	152734.43	94114.94	9011.33	0	0
050	093	Utility	MACRS 15	2023	050 Mid-States Division	Federal	093 1010 DIST Mains	V2014 50% FY	MACRS 15		48776.66	24748.57	15250.08	1460.17	0	0
050	093	Utility	MACRS 15	2023	050 Mid-States Division	State No E	093 1010 DIST Mains	V2014 50% FY	MACRS 15		48776.66	49497.14	30500.13	2920.33	0	0
050	093	Utility	MACRS 15	2023	050 Mid-States Division	Federal	093 1010 DIST Mains	V2014 50% FY	MACRS 15		43611.02	22127.59	13635.02	1305.53	0	0
050	093	Utility	MACRS 15	2023	050 Mid-States Division	State No E	093 1010 DIST Mains	V2014 50% FY	MACRS 15		43611.02	44255.17	27270.05	2611.06	0	0
050	093	Utility	MACRS 15	2023	050 Mid-States Division	Federal	093 1010 DIST Mains	V2014 50% FY	MACRS 15		3378.6	1714.25	1056.33	101.14	0	0
050	093	Utility	MACRS 15	2023	050 Mid-States Division	State No E	093 1010 DIST Mains	V2014 50% FY	MACRS 15		3378.6	3428.49	2112.62	202.28	0	0
050	093	Utility	MACRS 15	2023	050 Mid-States Division	Federal	093 1010 DIST Mains	V2014 50% FY	MACRS 15		8594349.92	4360647.27	2687030.83	257278.19	0	0
050	093	Utility	MACRS 15	2023	050 Mid-States Division	State No E	093 1010 DIST Mains	V2014 50% FY	MACRS 15		8594349.92	8721294.55	5374061.71	514556.38	0	0
050	093	Utility	MACRS 15	2023	050 Mid-States Division	Federal	093 1010 DIST Mains	V2014 50% FY	MACRS 15		4927273.58	2760264.54	1700875	162855.61	0	0
050	093	Utility	MACRS 15	2023	050 Mid-States Division	State No E	093 1010 DIST Mains	V2014 50% FY	MACRS 15		4927273.58	5520529.08	3401750.03	325711.22	0	0
050	093	Utility	MACRS 15	2023	050 Mid-States Division	Federal	093 1010 DIST Mains	V2014 50% FY	MACRS 15		0	4.78	2.94	0.28	0	0
050	093	Utility	MACRS 15	2023	050 Mid-States Division	State No E	093 1010 DIST Mains	V2014 50% FY	MACRS 15		0	9.56	5.89	0.56	0	0
050	093	Utility	MACRS 15	2023	050 Mid-States Division	Federal	093 1010 DIST Meas, Reg Sta	V2014 50% FY	MACRS 15		683295	346343.17	213416.66	20434.25	0	0
050	093	Utility	MACRS 15	2023	050 Mid-States Division	State No E	093 1010 DIST Meas, Reg Sta	V2014 50% FY	MACRS 15		683295	692686.33	426833.31	40868.49	0	0
050	093	Utility	MACRS 15	2023	050 Mid-States Division	Federal	093 1010 DIST Meas, Reg Sta	V2014 50% FY	MACRS 15		12776.04	6909.26	4257.49	407.65	0	0
050	093	Utility	MACRS 15	2023	050 Mid-States Division	State No E	093 1010 DIST Meas, Reg Sta	V2014 50% FY	MACRS 15		12776.04	13818.51	13299.6	518.91	0	0
050	093	Utility	MACRS 20	2023	050 Mid-States Division	Federal	093 1010 DIST Meas, Reg Sta (Ind)	V2014 50% FY	MACRS 20		93556	47418.25	23089.35	2115.33	0	0
050	093	Utility	MACRS 20	2023	050 Mid-States Division	State No E	093 1010 DIST Meas, Reg Sta (Ind)	V2014 50% FY	MACRS 20		93556	94836.5	46178.74	4230.66	0	0
050	093	Utility	MACRS 20	2023	050 Mid-States Division	Federal	093 1010 DIST Meters & Regs	V2014 50% FY	MACRS 20		2466343.6	1426349.22	694532.23	63629.44	0	0
050	093	Utility	MACRS 20	2023	050 Mid-States Division	State No E	093 1010 DIST Meters & Regs	V2014 50% FY	MACRS 20		2466343.6	2852698.44	1389064.43	127258.88	0	0
050	093	Utility	MACRS 20	2023	050 Mid-States Division	Federal	093 1010 DIST Meters & Regs	V2014 50% FY	MACRS 20		475004.46	278135.92	135432.73	12407.64	0	0
050	093	Utility	MACRS 20	2023	050 Mid-States Division	State No E	093 1010 DIST Meters & Regs	V2014 50% FY	MACRS 20		475004.46	556271.83	270865.44	24815.29	0	0
050	093	Utility	MACRS 20	2023	050 Mid-States Division	Federal	093 1010 DIST Meters & Regs	V2014 50% FY	MACRS 20		95837.71	148093.78	72111.3	6606.46	0	0
050	093	Utility	MACRS 20	2023	050 Mid-States Division	State No E	093 1010 DIST Meters & Regs	V2014 50% FY	MACRS 20		95837.71	296187.56	144222.61	13212.93	0	0
050	093	Utility	MACRS 20	2023	050 Mid-States Division	Federal	093 1010 DIST Services	V2014 50% FY	MACRS 20		3353152.98	1862063.77	906694.71	83066.66	0	0
050	093	Utility	MACRS 20	2023	050 Mid-States Division	State No E	093 1010 DIST Services	V2014 50% FY	MACRS 20		3353152.98	3724127.54	1813389.43	166133.33	0	0
050	093	Utility	MACRS 5	2023	050 Mid-States Division	Federal	093 1010 GENL Communication	V2014 50% FY	MACRS 5		70773	35870.84	35870.84	0	0	0
050	093	Utility	MACRS 5	2023	050 Mid-States Division	State No E	093 1010 GENL Communication	V2014 50% FY	MACRS 5		70773	71741.68	71741.68	0	0	0
050	093	Utility	MACRS 7	2023	050 Mid-States Division	Federal	093 1010 GENL Misc	V2014 50% FY	MACRS 7		306405	155299.38	155299.38	0	0	0
050	093	Utility	MACRS 7	2023	050 Mid-States Division	State No E	093 1010 GENL Misc	V2014 50% FY	MACRS 7		306405	310598.75	310598.75	0	0	0
050	093	Utility	MACRS 7	2023	050 Mid-States Division	Federal	093 1010 GENL Tools	V2014 50% FY	MACRS 7		4043.94	2049.64	2049.64	0	0	0
050	093	Utility	MACRS 7	2023	050 Mid-States Division	State No E	093 1010 GENL Tools	V2014 50% FY	MACRS 7		4043.94	4099.29	4099.29	0	0	0
050	093	Utility	MACRS 15	2023	050 Mid-States Division	Federal	093 1010 TRAN Mains	V2014 50% FY	MACRS 15		206514	111682.51	68818.77	6589.27	0	0
050	093	Utility	MACRS 15	2023	050 Mid-States Division	State No E	093 1010 TRAN Mains	V2014 50% FY	MACRS 15		206514	223365.03	214977.68	8387.35	0	0
050	096	Utility	MACRS 20	2023	050 Mid-States Division	Federal	096 1010 DIST Equipment	V2014 50% FY	MACRS 20		0	0	0	0	0	0
050	096	Utility	MACRS 20	2023	050 Mid-States Division	State No E	096 1010 DIST Equipment	V2014 50% FY	MACRS 20		0	0	0	0	0	0

050	096	Utility	MACRS 15	2023	050 Mid-States Division	Federal	096 1010 DIST Mains	V2014 50% FY	MACRS 15		571481.1	325031.31	200284.3	19176.85	0	0
050	096	Utility	MACRS 15	2023	050 Mid-States Division	State No E	096 1010 DIST Mains	V2014 50% FY	MACRS 15		571481.1	650062.63	400568.59	38353.7	0	0
050	096	Utility	MACRS 15	2023	050 Mid-States Division	Federal	096 1010 DIST Mains	V2014 50% FY	MACRS 15		-534961	-275272.71	-169623.06	-16241.09	0	0
050	096	Utility	MACRS 15	2023	050 Mid-States Division	State No E	096 1010 DIST Mains	V2014 50% FY	MACRS 15		-534961	-550545.42	-339246.08	-32482.18	0	0
050	096	Utility	MACRS 15	2023	050 Mid-States Division	Federal	096 1010 DIST Mains	V2014 50% FY	MACRS 15		644703.76	336293.18	207223.87	19841.3	0	0
050	096	Utility	MACRS 15	2023	050 Mid-States Division	State No E	096 1010 DIST Mains	V2014 50% FY	MACRS 15		644703.76	672586.36	414447.71	39682.6	0	0
050	096	Utility	MACRS 20	2023	050 Mid-States Division	Federal	096 1010 DIST Meas, Reg Sta	V2014 50% FY	MACRS 20		81309.35	41839.01	20372.67	1866.44	0	0
050	096	Utility	MACRS 20	2023	050 Mid-States Division	State No E	096 1010 DIST Meas, Reg Sta	V2014 50% FY	MACRS 20		81309.35	83678.02	72617.04	3732.88	0	0
050	096	Utility	MACRS 20	2023	050 Mid-States Division	Federal	096 1010 DIST Meters & Regs	V2014 50% FY	MACRS 20		229396.78	131373.28	63969.61	5860.56	0	0
050	096	Utility	MACRS 20	2023	050 Mid-States Division	State No E	096 1010 DIST Meters & Regs	V2014 50% FY	MACRS 20		229396.78	262746.56	127939.19	11721.12	0	0
050	096	Utility	MACRS 20	2023	050 Mid-States Division	Federal	096 1010 DIST Meters & Regs	V2014 50% FY	MACRS 20		173460.71	107676.56	52430.94	4803.45	0	0
050	096	Utility	MACRS 20	2023	050 Mid-States Division	State No E	096 1010 DIST Meters & Regs	V2014 50% FY	MACRS 20		173460.71	215353.12	104861.89	9606.9	0	0
050	096	Utility	MACRS 20	2023	050 Mid-States Division	Federal	096 1010 DIST Meters & Regs	V2014 50% FY	MACRS 20		0	0	0	0	0	0
050	096	Utility	MACRS 20	2023	050 Mid-States Division	State No E	096 1010 DIST Meters & Regs	V2014 50% FY	MACRS 20		0	0	0	0	0	0
050	096	Utility	MACRS 20	2023	050 Mid-States Division	Federal	096 1010 DIST Services	V2014 50% FY	MACRS 20		1301921.18	743040.89	361808.9	33147.05	0	0
050	096	Utility	MACRS 20	2023	050 Mid-States Division	State No E	096 1010 DIST Services	V2014 50% FY	MACRS 20		1301921.18	1486081.78	723617.8	66294.11	0	0
050	096	Utility	MACRS 5	2023	050 Mid-States Division	Federal	096 1010 GENL Communication	V2014 50% FY	MACRS 5		46527.14	23941.28	23941.28	0	0	0
050	096	Utility	MACRS 5	2023	050 Mid-States Division	State No E	096 1010 GENL Communication	V2014 50% FY	MACRS 5		46527.14	47882.55	47882.55	0	0	0
050	096	Utility	MACRS 7	2023	050 Mid-States Division	Federal	096 1010 GENL Misc	V2014 50% FY	MACRS 7		68394.02	35193.22	35193.22	0	0	0
050	096	Utility	MACRS 7	2023	050 Mid-States Division	State No E	096 1010 GENL Misc	V2014 50% FY	MACRS 7		68394.02	70386.45	70386.45	0	0	0
050	096	Utility	MACRS 7	2023	050 Mid-States Division	Federal	096 1010 GENL Tools	V2014 50% FY	MACRS 7		27120.43	13955.26	13955.26	0	0	0
050	096	Utility	MACRS 7	2023	050 Mid-States Division	State No E	096 1010 GENL Tools	V2014 50% FY	MACRS 7		27120.43	27910.49	27910.49	0	0	0
050	009	Utility	NONE	2023	050 Mid-States Division	Federal	009 1010 DIST Land, Land Rights	V2014 FY	NONE		4739.44	-43.18	0	0	0	0
050	009	Utility	MACRS 15	2023	050 Mid-States Division	Federal	009 1010 DIST Mains	V2014 FY	MACRS 15		-2740679.13	-3569206.95	-2199345.32	-210583.21	0	0
050	009	Utility	MACRS 15	2023	050 Mid-States Division	Federal	009 1010 DIST Mains	V2014 FY	MACRS 15		4469369.86	504772.57	311040.85	29781.58	0	0
050	009	Utility	MACRS 15	2023	050 Mid-States Division	Federal	009 1010 DIST Mains	V2014 FY	MACRS 15		3997445.5	-1270363.92	-782798.25	-74951.47	0	0
050	009	Utility	MACRS 15	2023	050 Mid-States Division	Federal	009 1010 DIST Meas, Reg Sta	V2014 FY	MACRS 15		-0.2	-0.2	-0.2	0	0	0
050	009	Utility	MACRS 15	2023	050 Mid-States Division	Federal	009 1010 DIST Meas, Reg Sta	V2014 FY	MACRS 15		205492.99	5163.87	3181.98	304.67	0	0
050	009	Utility	MACRS 15	2023	050 Mid-States Division	Federal	009 1010 DIST Meas, Reg Sta	V2014 FY	MACRS 15		-0.08	0	0	0	0	0
050	009	Utility	MACRS 20	2023	050 Mid-States Division	Federal	009 1010 DIST Meters & Regs	V2014 FY	MACRS 20		104.38	119.23	58.05	5.32	0	0
050	009	Utility	MACRS 20	2023	050 Mid-States Division	Federal	009 1010 DIST Meters & Regs	V2014 FY	MACRS 20		329.65	-107.17	-52.19	-4.78	0	0
050	009	Utility	MACRS 20	2023	050 Mid-States Division	Federal	009 1010 DIST Services	V2014 FY	MACRS 20		1377456.07	51814.22	25229.9	2311.43	0	0
050	009	Utility	NONE	2023	050 Mid-States Division	Federal	009 1010 GENL Land	V2014 FY	NONE		238410.59	245694.19	0	0	0	0
050	009	Utility	MACRS 7	2023	050 Mid-States Division	Federal	009 1010 GENL Misc	V2014 FY	MACRS 7		-0.24	-0.24	-0.24	0	0	0
050	009	Utility	AMT 7	2023	050 Mid-States Division	AMT	009 1010 GENL Misc	V2014 FY	AMT 7		-0.24	-0.24	-0.24	0	0	0
050	009	Utility	MACRS 39	2023	050 Mid-States Division	Federal	009 1010 GENL Structures	V2014 FY	MACRS 39 MAY	37742	-753.06	0	0	0	0	0
050	009	Utility	MACRS 39	2023	050 Mid-States Division	Federal	009 1010 GENL Structures	V2014 FY	MACRS 39 AUG	37834	25305.08	25947.83	5405.69	665.3	0	0
050	009	Utility	MACRS 39	2023	050 Mid-States Division	Federal	009 1010 GENL Structures	V2014 FY	MACRS 39 NOV	37926	236925.32	242943.18	55284.12	6229.06	0	0
050	009	Utility	MACRS 7	2023	050 Mid-States Division	Federal	009 1010 STOR Equipment	V2014 FY	MACRS 7		9066.23	230.29	230.29	0	0	0
050	009	Utility	AMT 7	2023	050 Mid-States Division	AMT	009 1010 STOR Equipment	V2014 FY	AMT 7		9066.23	230.29	230.29	0	0	0
050	009	Utility	MACRS 7	2023	050 Mid-States Division	Federal	009 1010 STOR Wells	V2014 FY	MACRS 7		29935.35	760.34	760.34	0	0	0
050	009	Utility	AMT 7	2023	050 Mid-States Division	AMT	009 1010 STOR Wells	V2014 FY	AMT 7		29935.35	760.34	760.34	0	0	0
050	009	Utility	NONE	2023	050 Mid-States Division	Federal	009 1010 TRAN Land, Land Rights	V2014 FY	NONE		145.03	145.03	0	0	0	0
050	009	Utility	MACRS 15	2023	050 Mid-States Division	Federal	009 1010 TRAN Mains	V2014 FY	MACRS 15		111206.02	3142.35	1936.31	185.4	0	0
050	009	Utility	MACRS 15	2023	050 Mid-States Division	Federal	009 1010 TRAN Mains	V2014 FY	MACRS 15		-4147.54	-105.35	-64.93	-6.22	0	0
050	091	Utility	SL 3	2023	050 Mid-States Division	Federal	091 1010 GENL Computers SW	V2014 FY	SL 3		-0.23	0.01	0	0	0	0
050	093	Utility	MACRS 20	2023	050 Mid-States Division	Federal	093 1010 DIST Equipment	V2014 FY	MACRS 20		-0.01	-2.05	-1.01	-0.09	0	0
050	093	Utility	NONE	2023	050 Mid-States Division	Federal	093 1010 DIST Land, Land Rights	V2014 FY	NONE		79243.19	22936.77	0	0	0	0
050	093	Utility	MACRS 15	2023	050 Mid-States Division	Federal	093 1010 DIST Mains	V2014 FY	MACRS 15		76143.28	1033.67	636.95	60.99	0	0
050	093	Utility	MACRS 15	2023	050 Mid-States Division	Federal	093 1010 DIST Mains	V2014 FY	MACRS 15		1833533.74	231160.42	142441.04	13638.46	0	0
050	093	Utility	MACRS 15	2023	050 Mid-States Division	Federal	093 1010 DIST Mains	V2014 FY	MACRS 15		6859195.24	-274716.82	-169280.5	-16208.29	0	0
050	093	Utility	MACRS 15	2023	050 Mid-States Division	Federal	093 1010 DIST Meas, Reg Sta	V2014 FY	MACRS 15		69423.53	911.08	561.39	53.75	0	0
050	093	Utility	MACRS 20	2023	050 Mid-States Division	Federal	093 1010 DIST Meas, Reg Sta (Ind)	V2014 FY	MACRS 20		-0.41	-0.41	-0.41	0	0	0
050	093	Utility	MACRS 20	2023	050 Mid-States Division	Federal	093 1010 DIST Meters & Regs	V2014 FY	MACRS 20		-0.48	-0.48	-0.48	0	0	0
050	093	Utility	MACRS 20	2023	050 Mid-States Division	Federal	093 1010 DIST Meters & Regs	V2014 FY	MACRS 20		0.17	0.19	0.19	0	0	0
050	093	Utility	MACRS 20	2023	050 Mid-States Division	Federal	093 1010 DIST Meters & Regs	V2014 FY	MACRS 20		0.16	0.19	0.19	0	0	0
050	093	Utility	MACRS 20	2023	050 Mid-States Division	Federal	093 1010 DIST Services	V2014 FY	MACRS 20		2213273.63	12785.66	6225.72	570.37	0	0
050	093	Utility	MACRS 5	2023	050 Mid-States Division	Federal	093 1010 GENL Communication	V2014 FY	MACRS 5		-0.46	-0.47	-0.47	0	0	0
050	093	Utility	AMT 5	2023	050 Mid-States Division	AMT	093 1010 GENL Communication	V2014 FY	AMT 5		-0.46	-0.47	-0.47	0	0	0
050	093	Utility	MACRS 7	2023	050 Mid-States Division	Federal	093 1010 GENL Misc	V2014 FY	MACRS 7		0.44	0.45	0.45	0	0	0
050	093	Utility	AMT 7	2023	050 Mid-States Division	AMT	093 1010 GENL Misc	V2014 FY	AMT 7		0.44	0.45	0.45	0	0	0
050	093	Utility	MACRS 7	2023	050 Mid-States Division	Federal	093 1010 GENL Office 7	V2014 FY	MACRS 7		0	-0.01	0	0	0	0
050	093	Utility	AMT 7	2023	050 Mid-States Division	AMT	093 1010 GENL Office 7	V2014 FY	AMT 7		0	-0.01	-0.01	0	0	0
050	093	Utility	MACRS 39	2023	050 Mid-States Division	Federal	093 1010 GENL Structures	V2014 FY	MACRS 39 MAY	37742	7246.72	7345.9	1577.47	188.35	0	0
050	093	Utility	MACRS 39	2023	050 Mid-States Division	Federal	093 1010 GENL Structures	V2014 FY	MACRS 39 JUN	37773	11985.65	12149.69	2583.04	311.52	0	0
050	093	Utility	MACRS 39	2023	050 Mid-States Division	Federal	093 1010 GENL Structures	V2014 FY	MACRS 39 JUL	37803	6267.06	6352.84	1337.04	162.89	0	0
050	093	Utility	MACRS 39	2023	050 Mid-States Division	Federal	093 1010 GENL Structures	V2014 FY	MACRS 39 SEP	37865	424952.21	595372.21	122759.76	15265.34	0	0
050	093	Utility	MACRS 39	2023	050 Mid-States Division	Federal	093 1010 GENL Structures	V2014 FY	MACRS 39 OCT	37895	445.45	451.55	103.73	11.58	0	0
050	093	Utility	MACRS 39	2023	050 Mid-States Division	Federal	093 1010 GENL Structures	V2014 FY	MACRS 39 DEC	37956	4.12	4.17	0.96	0.11	0	0
050	093	Utility	MACRS 15	2023	050 Mid-States Division	Federal	093 1010 TRAN Mains	V2014 FY	MACRS 15		-206514	-223365.02	-137637.54	-13178.54	0	0
050	095	Utility	MACRS 5	2023	050 Mid-States Division	Federal	095 1010 GENL Communication	V2014 FY	MACRS 5		601	0	0	0	0	0
050	095	Utility	AMT 5	2023	050 Mid-States Division	AMT	095 1010 GENL Communication	V2014 FY	AMT 5		601	0	0	0	0	0
050	096	Utility	MACRS 15	2023	050 Mid-States Division	Federal	096 1010 DIST Mains	V2014 FY	MACRS 15		593811.63	552496.9	340448.61	32597.32	0	0
050	096	Utility	MACRS 15	2023	050 Mid-States Division	Federal	096 1010 DIST Mains	V2014 FY	MACRS 15		1633839.53	562238.66	346451.46	33172.08	0	0
050	096	Utility	MACRS 15	2023	050 Mid-States Division	Federal	096 1010 DIST Mains	V2014 FY	MACRS 15		2143502.04	47876.28	29501.36	2824.7	0	0
050	096	Utility	MACRS 15	2023	050 Mid-States Division	Federal	096 1010 DIST Mains	V2014 FY	MACRS 15		12734.14	401.9	247.64	23.71	0	0
050	096	Utility	MACRS 20	2023	050 Mid-States Division	Federal	096 1010 DIST Meters & Regs	V2014 FY	MACRS 20		0	0	0	0	0	0
050	096	Utility	MACRS 20	2023	050 Mid-States Division	Federal	096 1010 DIST Meters & Regs	V2014 FY	MACRS 20		-0.49	-0.5	-0.24	-0.02	0	0
050	096	Utility	MACRS 20	2023	050 Mid-States Division	Federal	096 1010 DIST Meters & Regs	V2014 FY	MACRS 20		0.1	0.1	0.1	0	0	0
050	096	Utility	MACRS 20	2023	050 Mid-States Division	Federal	096 1010 DIST Services	V2014 FY	MACRS 20		146784.25	4688.7	2283.07	209.16	0	0
050	096	Utility	MACRS 5	2023	050 Mid-States Division	Federal	096 1010 GENL Communication	V2014 FY	MACRS 5		0	0.01	0	0	0	0
050	096	Utility	AMT 5	2023	050 Mid-States Division	AMT	096 1010 GENL Communication	V2014 FY	AMT 5		0	0.01	0.01	0	0	0
050	096	Utility	MACRS 7	2023	050 Mid-States Division	Federal	096 1010 GENL Misc	V2014 FY	MACRS 7		-0.01	-0.01	0	0	0	0
050	096	Utility	AMT 7	2023	050 Mid-States Division	AMT	096 1010 GENL Misc	V2014 FY	AMT 7		-0.01	-0.01	-0.01	0	0	0
050	096	Utility	MACRS 7	2023	050 Mid-States Division	Federal	096 1010 GENL Office 7	V2014 FY	MACRS 7		0	0.02	0	0	0	0
050	096	Utility	AMT 7	2023	050 Mid-States Division	AMT	096 1010 GENL Office 7	V2014 FY	AMT 7		0	0.02	0.02	0	0	0
050	009	Utility	MACRS 15	2023	050 Mid-States Division	Federal	009 1010 DIST Mains	V2015 50% FY	MACRS 15		17767839.23	7159028.79	3988294.94	423098.6	0	0
050	009	Utility	MACRS 15	2023	050 Mid-States Division	State No E	009 1010 DIST Mains	V2015 50% FY	MACRS 15		17767839.23	14318057.58	7976589.88	846197.2	0	0
050	009	Utility	MACRS 15	2023	050 Mid-States Division	Federal	009 1010 DIST Mains	V2015 50% FY	MACRS 15		13613704.22	5498674.38	3063311.5	324971.66	0	0
050	009	Utility	MACRS 15	2023	050 Mid-States Division	State No E	009 1010 DIST Mains	V2015 50% FY	MACRS 15		13613704.22	10997348.76	6126623	649943.31	0	0
050	009	Utility	MACRS 15	2023	050 Mid-States Division	Federal	009 1010 DIST Mains	V2015 50% FY	MACRS 15		572608.25	230719.1	128533.6	13635.5	0	0
050	009	Utility	MACRS 15	2023	050 Mid-States Division	State No E	009 1010 DIST Mains	V2015 50% FY	MACRS 15		572608.25	461438.19	257067.22	27271	0	0

050	009	Utility	MACRS 15	2023	050 Mid-States Division	Federal	009	1010 DIST Meas, Reg Sta	V2015 50% FY	MACRS 15			1153068.1	489199.11	272532.82	28911.67	0	0
050	009	Utility	MACRS 15	2023	050 Mid-States Division	State No E	009	1010 DIST Meas, Reg Sta	V2015 50% FY	MACRS 15			1153068.1	978398.22	545065.64	57823.33	0	0
050	009	Utility	MACRS 15	2023	050 Mid-States Division	Federal	009	1010 DIST Meas, Reg Sta	V2015 50% FY	MACRS 15			118894.7	50442.1	28101.29	2981.13	0	0
050	009	Utility	MACRS 15	2023	050 Mid-States Division	State No E	009	1010 DIST Meas, Reg Sta	V2015 50% FY	MACRS 15			118894.7	100884.2	56202.6	5962.26	0	0
050	009	Utility	MACRS 15	2023	050 Mid-States Division	Federal	009	1010 DIST Meas, Reg Sta (Ind)	V2015 50% FY	MACRS 15			84227.41	41576.45	23162.24	2457.17	0	0
050	009	Utility	MACRS 15	2023	050 Mid-States Division	State No E	009	1010 DIST Meas, Reg Sta (Ind)	V2015 50% FY	MACRS 15			84227.41	83152.9	46324.48	4914.34	0	0
050	009	Utility	MACRS 20	2023	050 Mid-States Division	Federal	009	1010 DIST Meters & Regs	V2015 50% FY	MACRS 20			4107544.51	1863070.28	824054.62	83130.2	0	0
050	009	Utility	MACRS 20	2023	050 Mid-States Division	State No E	009	1010 DIST Meters & Regs	V2015 50% FY	MACRS 20			4107544.51	3726140.56	1648109.23	166260.39	0	0
050	009	Utility	MACRS 15	2023	050 Mid-States Division	Federal	009	1010 DIST Meters & Regs	V2015 50% FY	MACRS 15			975275.36	442358.32	246437.81	26143.38	0	0
050	009	Utility	MACRS 15	2023	050 Mid-States Division	State No E	009	1010 DIST Meters & Regs	V2015 50% FY	MACRS 15			975275.36	884716.64	492875.63	52286.75	0	0
050	009	Utility	MACRS 20	2023	050 Mid-States Division	Federal	009	1010 DIST Meters & Regs	V2015 50% FY	MACRS 20			174918.12	102534.56	45352.06	4575.09	0	0
050	009	Utility	MACRS 20	2023	050 Mid-States Division	State No E	009	1010 DIST Meters & Regs	V2015 50% FY	MACRS 20			174918.12	205069.11	90704.12	9150.18	0	0
050	009	Utility	MACRS 20	2023	050 Mid-States Division	Federal	009	1010 DIST Services	V2015 50% FY	MACRS 20			6288464.75	4266265.44	1887011.85	190360.76	0	0
050	009	Utility	MACRS 20	2023	050 Mid-States Division	State No E	009	1010 DIST Services	V2015 50% FY	MACRS 20			6288464.75	8532530.88	3774023.74	380721.53	0	0
050	009	Utility	MACRS 5	2023	050 Mid-States Division	Federal	009	1010 GENL Computers HW	V2015 50% FY	MACRS 5			0	0	0	0	0	0
050	009	Utility	MACRS 5	2023	050 Mid-States Division	State No E	009	1010 GENL Computers HW	V2015 50% FY	MACRS 5			0	0	0	0	0	0
050	009	Utility	MACRS 5	2023	050 Mid-States Division	Federal	009	1010 GENL Computers HW	V2015 50% FY	MACRS 5			0	0	0	0	0	0
050	009	Utility	MACRS 5	2023	050 Mid-States Division	State No E	009	1010 GENL Computers HW	V2015 50% FY	MACRS 5			0	0.01	0.01	0	0	0
050	009	Utility	MACRS 7	2023	050 Mid-States Division	Federal	009	1010 GENL Misc	V2015 50% FY	MACRS 7			221210.45	109194.2	109194.2	0	0	0
050	009	Utility	MACRS 7	2023	050 Mid-States Division	State No E	009	1010 GENL Misc	V2015 50% FY	MACRS 7			221210.45	218388.4	218388.4	0	0	0
050	009	Utility	MACRS 7	2023	050 Mid-States Division	Federal	009	1010 GENL Office 7	V2015 50% FY	MACRS 7			246218.07	121538.5	121538.5	0	0	0
050	009	Utility	MACRS 7	2023	050 Mid-States Division	State No E	009	1010 GENL Office 7	V2015 50% FY	MACRS 7			246218.07	243077.01	243077.01	0	0	0
050	009	Utility	MACRS 7	2023	050 Mid-States Division	Federal	009	1010 GENL Tools	V2015 50% FY	MACRS 7			444955.86	219639.73	219639.73	0	0	0
050	009	Utility	MACRS 7	2023	050 Mid-States Division	State No E	009	1010 GENL Tools	V2015 50% FY	MACRS 7			444955.86	439279.46	439279.46	0	0	0
050	009	Utility	MACRS 7	2023	050 Mid-States Division	Federal	009	1010 GENL Transportation	V2015 50% FY	MACRS 7			0	0	0	0	0	0
050	009	Utility	MACRS 7	2023	050 Mid-States Division	State No E	009	1010 GENL Transportation	V2015 50% FY	MACRS 7			0	0	0	0	0	0
050	009	Utility	MACRS 7	2023	050 Mid-States Division	Federal	009	1010 STOR Wells	V2015 50% FY	MACRS 7			775808.01	400875.26	400875.26	0	0	0
050	009	Utility	MACRS 7	2023	050 Mid-States Division	State No E	009	1010 STOR Wells	V2015 50% FY	MACRS 7			775808.01	801750.53	801750.53	0	0	0
050	091	Utility	SL 3	2023	050 Mid-States Division	Federal	091	1010 GENL Computers SW	V2015 50% FY	SL 3			20497.85	8974.72	8974.72	0	0	0
050	091	Utility	SL 3	2023	050 Mid-States Division	State No E	091	1010 GENL Computers SW	V2015 50% FY	SL 3			20497.85	17949.44	17949.44	0	0	0
050	091	Utility	MACRS 7	2023	050 Mid-States Division	Federal	091	1010 GENL Tools	V2015 50% FY	MACRS 7			10755.98	4709.36	4709.36	0	0	0
050	091	Utility	MACRS 7	2023	050 Mid-States Division	State No E	091	1010 GENL Tools	V2015 50% FY	MACRS 7			10755.98	9418.73	9418.73	0	0	0
050	091	Utility	MACRS 5	2023	050 Mid-States Division	Federal	091	1010 GENL Tools	V2015 50% FY	MACRS 5			3013.44	1319.39	1319.39	0	0	0
050	091	Utility	MACRS 5	2023	050 Mid-States Division	State No E	091	1010 GENL Tools	V2015 50% FY	MACRS 5			3013.44	2638.79	2638.79	0	0	0
050	093	Utility	MACRS 15	2023	050 Mid-States Division	Federal	093	1010 DIST Mains	V2015 50% FY	MACRS 15			107427.1	30176.08	16811.09	1783.41	0	0
050	093	Utility	MACRS 15	2023	050 Mid-States Division	State No E	093	1010 DIST Mains	V2015 50% FY	MACRS 15			107427.1	60352.16	33622.2	3566.81	0	0
050	093	Utility	MACRS 15	2023	050 Mid-States Division	Federal	093	1010 DIST Mains	V2015 50% FY	MACRS 15			2883178.8	809879.71	451183.98	47863.89	0	0
050	093	Utility	MACRS 15	2023	050 Mid-States Division	State No E	093	1010 DIST Mains	V2015 50% FY	MACRS 15			2883178.8	1619759.41	902367.97	95727.78	0	0
050	093	Utility	MACRS 15	2023	050 Mid-States Division	Federal	093	1010 DIST Mains	V2015 50% FY	MACRS 15			10233188.8	2856835.26	1591542.93	168838.96	0	0
050	093	Utility	MACRS 15	2023	050 Mid-States Division	State No E	093	1010 DIST Mains	V2015 50% FY	MACRS 15			10233188.8	5713670.53	3183085.84	337677.93	0	0
050	093	Utility	MACRS 15	2023	050 Mid-States Division	Federal	093	1010 DIST Mains	V2015 50% FY	MACRS 15			72387.66	20333.57	11327.83	1201.71	0	0
050	093	Utility	MACRS 15	2023	050 Mid-States Division	State No E	093	1010 DIST Mains	V2015 50% FY	MACRS 15			72387.66	40667.14	22655.66	2403.43	0	0
050	093	Utility	MACRS 15	2023	050 Mid-States Division	Federal	093	1010 DIST Mains	V2015 50% FY	MACRS 15			3552.08	997.77	555.87	58.97	0	0
050	093	Utility	MACRS 15	2023	050 Mid-States Division	State No E	093	1010 DIST Mains	V2015 50% FY	MACRS 15			3552.08	1995.54	1111.73	117.94	0	0
050	093	Utility	MACRS 15	2023	050 Mid-States Division	Federal	093	1010 DIST Meas, Reg Sta	V2015 50% FY	MACRS 15			7720.63	2184.77	1217.13	129.12	0	0
050	093	Utility	MACRS 15	2023	050 Mid-States Division	State No E	093	1010 DIST Meas, Reg Sta	V2015 50% FY	MACRS 15			7720.63	4369.54	2434.27	258.24	0	0
050	093	Utility	MACRS 15	2023	050 Mid-States Division	Federal	093	1010 DIST Meas, Reg Sta	V2015 50% FY	MACRS 15			903614.81	255704.27	142452.86	15112.12	0	0
050	093	Utility	MACRS 15	2023	050 Mid-States Division	State No E	093	1010 DIST Meas, Reg Sta	V2015 50% FY	MACRS 15			903614.81	511408.53	284905.69	30224.24	0	0
050	093	Utility	MACRS 20	2023	050 Mid-States Division	Federal	093	1010 DIST Meas, Reg Sta (Ind)	V2015 50% FY	MACRS 20			218519.89	118117.44	52244.52	5270.4	0	0
050	093	Utility	MACRS 20	2023	050 Mid-States Division	State No E	093	1010 DIST Meas, Reg Sta (Ind)	V2015 50% FY	MACRS 20			218519.89	236234.88	104489.05	10540.8	0	0
050	093	Utility	MACRS 20	2023	050 Mid-States Division	Federal	093	1010 DIST Meters & Regs	V2015 50% FY	MACRS 20			272228.37	154784.32	68462.66	6906.48	0	0
050	093	Utility	MACRS 20	2023	050 Mid-States Division	State No E	093	1010 DIST Meters & Regs	V2015 50% FY	MACRS 20			272228.37	309568.64	136925.3	13812.95	0	0
050	093	Utility	MACRS 20	2023	050 Mid-States Division	Federal	093	1010 DIST Meters & Regs	V2015 50% FY	MACRS 20			2877875.66	1592562.45	704406.28	71060.14	0	0
050	093	Utility	MACRS 20	2023	050 Mid-States Division	State No E	093	1010 DIST Meters & Regs	V2015 50% FY	MACRS 20			2877875.66	3185124.9	1408812.61	142120.27	0	0
050	093	Utility	MACRS 20	2023	050 Mid-States Division	Federal	093	1010 DIST Meters & Regs	V2015 50% FY	MACRS 20			891734.98	493469.44	218266.48	22018.61	0	0
050	093	Utility	MACRS 20	2023	050 Mid-States Division	State No E	093	1010 DIST Meters & Regs	V2015 50% FY	MACRS 20			891734.98	986938.88	436532.94	44037.21	0	0
050	093	Utility	MACRS 20	2023	050 Mid-States Division	Federal	093	1010 DIST Services	V2015 50% FY	MACRS 20			5227327.12	1564451.29	691972.45	69805.82	0	0
050	093	Utility	MACRS 20	2023	050 Mid-States Division	State No E	093	1010 DIST Services	V2015 50% FY	MACRS 20			5227327.12	3128902.57	1383944.89	139611.63	0	0
050	093	Utility	MACRS 7	2023	050 Mid-States Division	Federal	093	1010 GENL Misc	V2015 50% FY	MACRS 7			272379.81	147230.55	147230.55	0	0	0
050	093	Utility	MACRS 7	2023	050 Mid-States Division	State No E	093	1010 GENL Misc	V2015 50% FY	MACRS 7			272379.81	294461.11	294461.11	0	0	0
050	093	Utility	MACRS 7	2023	050 Mid-States Division	Federal	093	1010 GENL Tools	V2015 50% FY	MACRS 7			111342.21	60134.37	60134.37	0	0	0
050	093	Utility	MACRS 7	2023	050 Mid-States Division	State No E	093	1010 GENL Tools	V2015 50% FY	MACRS 7			111342.21	120268.74	120268.74	0	0	0
050	093	Utility	MACRS 15	2023	050 Mid-States Division	Federal	093	1010 TRAN Mains	V2015 50% FY	MACRS 15			460163.2	123025.98	68537.77	7270.84	0	0
050	093	Utility	MACRS 15	2023	050 Mid-States Division	State No E	093	1010 TRAN Mains	V2015 50% FY	MACRS 15			460163.2	246051.97	137075.56	14541.67	0	0
050	096	Utility	MACRS 15	2023	050 Mid-States Division	Federal	096	1010 DIST Mains	V2015 50% FY	MACRS 15			33254.2	7558.39	4210.8	446.7	0	0
050	096	Utility	MACRS 15	2023	050 Mid-States Division	State No E	096	1010 DIST Mains	V2015 50% FY	MACRS 15			33254.2	15116.78	8421.55	893.4	0	0
050	096	Utility	MACRS 15	2023	050 Mid-States Division	Federal	096	1010 DIST Mains	V2015 50% FY	MACRS 15			403441.92	91698.86	51085.42	5419.4	0	0
050	096	Utility	MACRS 15	2023	050 Mid-States Division	State No E	096	1010 DIST Mains	V2015 50% FY	MACRS 15			403441.92	183397.72	102170.88	10838.81	0	0
050	096	Utility	MACRS 15	2023	050 Mid-States Division	Federal	096	1010 DIST Mains	V2015 50% FY	MACRS 15			2292510.1	521395.61	290469.49	30814.48	0	0
050	096	Utility	MACRS 15	2023	050 Mid-States Division	State No E	096	1010 DIST Mains	V2015 50% FY	MACRS 15			2292510.1	1042791.23	580938.98	61628.96	0	0
050	096	Utility	MACRS 20	2023	050 Mid-States Division	Federal	096	1010 DIST Meters & Regs	V2015 50% FY	MACRS 20			478723.58	247380.13	109418.7	11038.1	0	0
050	096	Utility	MACRS 20	2023	050 Mid-States Division	State No E	096	1010 DIST Meters & Regs	V2015 50% FY	MACRS 20			478723.58	494760.25	218837.4	22076.2	0	0
050	096	Utility	MACRS 20	2023	050 Mid-States Division	Federal	096	1010 DIST Meters & Regs	V2015 50% FY	MACRS 20			124187.59	64534.49	28544.26	2879.53	0	0
050	096	Utility	MACRS 20	2023	050 Mid-States Division	State No E	096	1010 DIST Meters & Regs	V2015 50% FY	MACRS 20			124187.59	129068.98	57088.51	5759.06	0	0
050	096	Utility	MACRS 20	2023	050 Mid-States Division	Federal	096	1010 DIST Meters & Regs	V2015 50% FY	MACRS 20			37499.37	16604.97	7344.54	740.91	0	0
050	096	Utility	MACRS 20	2023	050 Mid-States Division	State No E	096	1010 DIST Meters & Regs	V2015 50% FY	MACRS 20			37499.37	33209.94	14689.09	1481.83	0	0
050	096	Utility	MACRS 20	2023	050 Mid-States Division	Federal	096	1010 DIST Services	V2015 50% FY	MACRS 20			1333121	346802.12	153394.06	15474.31	0	0
050	096	Utility	MACRS 20	2023	050 Mid-States Division	State No E	096	1010 DIST Services	V2015 50% FY	MACRS 20			1333121	693604.24	306788.09	30948.62	0	0
050	096	Utility	MACRS 7	2023	050 Mid-States Division	Federal	096	1010 GENL Misc	V2015 50% FY	MACRS 7			18832.34	9135.96	9135.96	0	0	0
050	096	Utility	MACRS 7	2023	050 Mid-States Division	State No E	096	1010 GENL Misc	V2015 50% FY	MACRS 7			18832.34	18271.93	18271.93	0	0	0
050	096	Utility	MACRS 7	2023	050 Mid-States Division	Federal	096	1010 GENL Tools	V2015 50% FY	MACRS 7			73833.51	35818.18	35818.18	0	0	0
050	096	Utility	MACRS 7	2023	050 Mid-States Division	State No E	096	1010 GENL Tools	V2015 50% FY	MACRS 7			73833.51	71636.36	71636.36	0	0	0
050	009	Utility	NONE	2023	050 Mid-States Division	Federal	009	1010 DIST Land, Land Rights	V2015 FY	NONE			-24.9	-24.9	0	0	0	0
050	009	Utility	NONE	2023	050 Mid-States Division	Federal	009	1010 DIST Land, Land Rights	V2015 FY	NONE			1156523.43	1156523.46	0	0	0	0
050	009	Utility	MACRS 5	2023	050 Mid-States Division	Federal	009	1010 GENL Communication	V2015 FY	MACRS 5			17004.97	16788.04	16788.04	0	0	0
050	009	Utility	AMT 5	2023	050 Mid-States Division	AMT	009	1010 GENL Communication	V2015 FY	AMT 5			17004.97	16788.04	16788.04	0	0	0
050	009	Utility	NONE	2023	050 Mid-States Division	Federal	009	1010 GENL Land	V2015 FY	NONE			179875.26	179875.26	0	0	0	0
050	009	Utility	MACRS 39	2023	050 Mid-States Division	Federal	009	1010 GENL Structures	V2015 FY	MACRS 39 AUG		37834	2677613.6	2643454.6	482932.75	67778.18	0	0
050	009	Utility	MACRS 39	2023	050 Mid-States Division	Federal	009	1010 GENL Structures	V2015 FY	MACRS 39 NOV		37926	73360.04	72424.17	14623.92	1856.96	0	0
050	091	Utility	SL 3	2023	050 Mid-States Division	Federal	091	1010 GENL Computers SW	V2015 FY	SL 3			31699.82	27758.72	27758.72	0	0	0
050	091	Utility	MACRS 7	2023	050 Mid-States Division	Federal	091	1010 GENL Misc	V2015 FY	MACRS 7			0	0	0	0	0	0
050	091	Utility	AMT 7	2023	050 Mid-States Division	AMT	091	1010 GENL Misc	V2015 FY	AMT 7			0	0	0	0	0	0

050	091	Utility	MACRS 7	2023	050 Mid-States Division	Federal	091 1010 GENL Office 7	V2015 FY	MACRS 7		2949.48	2582.78	2582.78	0	0	0
050	091	Utility	AMT 7	2023	050 Mid-States Division	AMT	091 1010 GENL Office 7	V2015 FY	AMT 7		2949.48	2582.78	2582.78	0	0	0
050	091	Utility	MACRS 7	2023	050 Mid-States Division	Federal	091 1010 GENL Power Operated Equip	V2015 FY	MACRS 7		4681.63	4099.58	4099.58	0	0	0
050	091	Utility	AMT 7	2023	050 Mid-States Division	AMT	091 1010 GENL Power Operated Equip	V2015 FY	AMT 7		4681.63	4099.58	4099.58	0	0	0
050	093	Utility	NONE	2023	050 Mid-States Division	Federal	093 1010 DIST Land, Land Rights	V2015 FY	NONE		337779.46	337779.46	0	0	0	0
050	093	Utility	NONE	2023	050 Mid-States Division	Federal	093 1010 DIST Land, Land Rights	V2015 FY	NONE		69143.93	69143.93	0	0	0	0
050	093	Utility	MACRS 39	2023	050 Mid-States Division	Federal	093 1010 DIST Structures	V2015 FY	MACRS 39 MAR	37681	1.59	1.73	0.3	0.04	0	0
050	093	Utility	MACRS 39	2023	050 Mid-States Division	Federal	093 1010 DIST Structures	V2015 FY	MACRS 39 JUL	37803	248482.82	268626.83	49647.6	6887.59	0	0
050	093	Utility	MACRS 39	2023	050 Mid-States Division	Federal	093 1010 DIST Structures	V2015 FY	MACRS 39 AUG	37834	-1583.72	-1712.12	-312.8	-43.9	0	0
050	093	Utility	MACRS 39	2023	050 Mid-States Division	Federal	093 1010 DIST Structures	V2015 FY	MACRS 39 SEP	37865	-1139.04	-1231.38	-222.31	-31.57	0	0
050	093	Utility	MACRS 5	2023	050 Mid-States Division	Federal	093 1010 GENL Computers HW	V2015 FY	MACRS 5		0	0	0	0	0	0
050	093	Utility	AMT 5	2023	050 Mid-States Division	AMT	093 1010 GENL Computers HW	V2015 FY	AMT 5		0	0	0	0	0	0
050	093	Utility	MACRS 7	2023	050 Mid-States Division	Federal	093 1010 GENL Office 7	V2015 FY	MACRS 7		20448.87	22106.63	22106.63	0	0	0
050	093	Utility	AMT 7	2023	050 Mid-States Division	AMT	093 1010 GENL Office 7	V2015 FY	AMT 7		20448.87	22106.63	22106.63	0	0	0
050	093	Utility	MACRS 7	2023	050 Mid-States Division	Federal	093 1010 GENL Power Operated Equip	V2015 FY	MACRS 7		4320.52	4670.77	4670.77	0	0	0
050	093	Utility	AMT 7	2023	050 Mid-States Division	AMT	093 1010 GENL Power Operated Equip	V2015 FY	AMT 7		4320.52	4670.77	4670.77	0	0	0
050	093	Utility	MACRS 39	2023	050 Mid-States Division	Federal	093 1010 GENL Structures	V2015 FY	MACRS 39 FEB	37653	19143.48	20695.4	4046.16	530.63	0	0
050	093	Utility	MACRS 39	2023	050 Mid-States Division	Federal	093 1010 GENL Structures	V2015 FY	MACRS 39 APR	37712	4116.42	4450.13	850.99	114.1	0	0
050	093	Utility	MACRS 39	2023	050 Mid-States Division	Federal	093 1010 GENL Structures	V2015 FY	MACRS 39 JUN	37773	-417.33	-451.16	-84.36	-11.57	0	0
050	093	Utility	MACRS 39	2023	050 Mid-States Division	Federal	093 1010 GENL Structures	V2015 FY	MACRS 39 JUL	37803	9828.87	10625.69	1963.84	272.44	0	0
050	093	Utility	MACRS 39	2023	050 Mid-States Division	Federal	093 1010 GENL Structures	V2015 FY	MACRS 39 SEP	37865	18748.78	20268.71	3659.53	519.69	0	0
050	093	Utility	MACRS 39	2023	050 Mid-States Division	Federal	093 1010 GENL Structures	V2015 FY	MACRS 39 SEP	37865	151058.33	99793.27	18017.68	2558.7	0	0
050	096	Utility	MACRS 15	2023	050 Mid-States Division	Federal	096 1010 DIST Meas, Reg Sta	V2015 FY	MACRS 15		6662.81	6464.54	3601.4	382.05	0	0
050	096	Utility	MACRS 15	2023	050 Mid-States Division	Federal	096 1010 DIST Meas, Reg Sta	V2015 FY	MACRS 15		1165.51	1130.83	629.99	66.83	0	0
050	096	Utility	MACRS 20	2023	050 Mid-States Division	Federal	096 1010 DIST Meas, Reg Sta (Ind)	V2015 FY	MACRS 20		439.13	426.07	188.47	19.01	0	0
050	096	Utility	MACRS 5	2023	050 Mid-States Division	Federal	096 1010 GENL Computers HW	V2015 FY	MACRS 5		0	0.01	0.01	0	0	0
050	096	Utility	AMT 5	2023	050 Mid-States Division	AMT	096 1010 GENL Computers HW	V2015 FY	AMT 5		0	0.01	0.01	0	0	0
050	096	Utility	MACRS 39	2023	050 Mid-States Division	Federal	096 1010 GENL Structures	V2015 FY	MACRS 39 FEB	37653	110.63	107.33	20.97	2.75	0	0
050	096	Utility	MACRS 39	2023	050 Mid-States Division	Federal	096 1010 GENL Structures	V2015 FY	MACRS 39 MAR	37681	5.33	5.17	0.98	0.13	0	0
050	096	Utility	MACRS 39	2023	050 Mid-States Division	Federal	096 1010 GENL Structures	V2015 FY	MACRS 39 SEP	37865	8354.84	8106.22	1463.55	207.84	0	0
050	096	Utility	MACRS 39	2023	050 Mid-States Division	Federal	096 1010 GENL Structures	V2015 FY	MACRS 39 DEC	37956	7783.57	7551.94	1508.71	193.63	0	0
050	009	Utility	MACRS 15	2023	050 Mid-States Division	Federal	009 1010 DIST Mains	V2016 50% FY	MACRS 15		565983.62	-27387.03	-13641.47	-1615.83	0	0
050	009	Utility	MACRS 15	2023	050 Mid-States Division	State No E	009 1010 DIST Mains	V2016 50% FY	MACRS 15		565983.62	-54774.05	-27282.94	-3231.67	0	0
050	009	Utility	MACRS 15	2023	050 Mid-States Division	Federal	009 1010 DIST Mains	V2016 50% FY	MACRS 15		26674212.93	8871541	4418914.58	523420.92	0	0
050	009	Utility	MACRS 15	2023	050 Mid-States Division	State No E	009 1010 DIST Mains	V2016 50% FY	MACRS 15		26674212.93	17743082	8837829.14	1046841.84	0	0
050	009	Utility	MACRS 15	2023	050 Mid-States Division	Federal	009 1010 DIST Mains	V2016 50% FY	MACRS 15		13069319.59	1877400.57	935133.22	110766.63	0	0
050	009	Utility	MACRS 15	2023	050 Mid-States Division	State No E	009 1010 DIST Mains	V2016 50% FY	MACRS 15		13069319.59	3754801.13	1870266.46	221533.27	0	0
050	009	Utility	MACRS 15	2023	050 Mid-States Division	Federal	009 1010 DIST Meas, Reg Sta	V2016 50% FY	MACRS 15		893764.76	447110.15	222705.56	26379.5	0	0
050	009	Utility	MACRS 15	2023	050 Mid-States Division	State No E	009 1010 DIST Meas, Reg Sta	V2016 50% FY	MACRS 15		893764.76	894220.3	445411.14	52759	0	0
050	009	Utility	MACRS 15	2023	050 Mid-States Division	Federal	009 1010 DIST Meas, Reg Sta	V2016 50% FY	MACRS 15		16571.35	8294.76	4131.62	489.39	0	0
050	009	Utility	MACRS 15	2023	050 Mid-States Division	State No E	009 1010 DIST Meas, Reg Sta	V2016 50% FY	MACRS 15		16571.35	16589.52	8263.23	978.78	0	0
050	009	Utility	MACRS 15	2023	050 Mid-States Division	Federal	009 1010 DIST Meas, Reg Sta	V2016 50% FY	MACRS 15		1763609.25	917242.49	456878.48	54117.31	0	0
050	009	Utility	MACRS 15	2023	050 Mid-States Division	State No E	009 1010 DIST Meas, Reg Sta	V2016 50% FY	MACRS 15		1763609.25	1834484.99	913756.96	108234.61	0	0
050	009	Utility	MACRS 20	2023	050 Mid-States Division	Federal	009 1010 DIST Meas, Reg Sta (Ind)	V2016 50% FY	MACRS 20		-141305.37	-66057.57	-26230.8	-2987.12	0	0
050	009	Utility	MACRS 20	2023	050 Mid-States Division	State No E	009 1010 DIST Meas, Reg Sta (Ind)	V2016 50% FY	MACRS 20		-141305.37	-132115.15	-52461.61	-5974.25	0	0
050	009	Utility	MACRS 20	2023	050 Mid-States Division	Federal	009 1010 DIST Meters & Regs	V2016 50% FY	MACRS 20		1937008.5	1841939.12	731415.61	83292.49	0	0
050	009	Utility	MACRS 20	2023	050 Mid-States Division	State No E	009 1010 DIST Meters & Regs	V2016 50% FY	MACRS 20		1937008.5	3683878.24	1462831.2	166584.97	0	0
050	009	Utility	MACRS 20	2023	050 Mid-States Division	Federal	009 1010 DIST Meters & Regs	V2016 50% FY	MACRS 20		-893972.03	-321344.47	-127602.69	-14531.2	0	0
050	009	Utility	MACRS 20	2023	050 Mid-States Division	State No E	009 1010 DIST Meters & Regs	V2016 50% FY	MACRS 20		-893972.03	-642688.94	-255205.36	-29062.39	0	0
050	009	Utility	MACRS 20	2023	050 Mid-States Division	Federal	009 1010 DIST Meters & Regs	V2016 50% FY	MACRS 20		23069.16	12798.24	5082.05	578.74	0	0
050	009	Utility	MACRS 20	2023	050 Mid-States Division	State No E	009 1010 DIST Meters & Regs	V2016 50% FY	MACRS 20		23069.16	25596.48	10164.11	1157.47	0	0
050	009	Utility	MACRS 20	2023	050 Mid-States Division	Federal	009 1010 DIST Meters & Regs	V2016 50% FY	MACRS 20		4249698.28	3297902.5	1309564.1	149131.15	0	0
050	009	Utility	MACRS 20	2023	050 Mid-States Division	State No E	009 1010 DIST Meters & Regs	V2016 50% FY	MACRS 20		4249698.28	6595804.99	2619128.2	298262.3	0	0
050	009	Utility	MACRS 20	2023	050 Mid-States Division	Federal	009 1010 DIST Services	V2016 50% FY	MACRS 20		8086000.9	980125.98	389198.22	44321.3	0	0
050	009	Utility	MACRS 20	2023	050 Mid-States Division	State No E	009 1010 DIST Services	V2016 50% FY	MACRS 20		8086000.9	1960251.95	778396.45	88642.59	0	0
050	009	Utility	MACRS 5	2023	050 Mid-States Division	Federal	009 1010 GENL Communication	V2016 50% FY	MACRS 5		9105.17	4405.4	4405.4	0	0	0
050	009	Utility	MACRS 5	2023	050 Mid-States Division	State No E	009 1010 GENL Communication	V2016 50% FY	MACRS 5		9105.17	8810.81	8810.81	0	0	0
050	009	Utility	MACRS 5	2023	050 Mid-States Division	Federal	009 1010 GENL Computers HW	V2016 50% FY	MACRS 5		2099.13	989.74	989.74	0	0	0
050	009	Utility	MACRS 5	2023	050 Mid-States Division	State No E	009 1010 GENL Computers HW	V2016 50% FY	MACRS 5		2099.13	1979.5	1979.5	0	0	0
050	009	Utility	MACRS 5	2023	050 Mid-States Division	Federal	009 1010 GENL Computers HW	V2016 50% FY	MACRS 5		43276.5	20661.4	20661.4	0	0	0
050	009	Utility	MACRS 5	2023	050 Mid-States Division	State No E	009 1010 GENL Computers HW	V2016 50% FY	MACRS 5		43276.5	41322.8	41322.8	0	0	0
050	009	Utility	MACRS 5	2023	050 Mid-States Division	Federal	009 1010 GENL Computers HW	V2016 50% FY	MACRS 5		5622.47	2688.83	2688.83	0	0	0
050	009	Utility	MACRS 5	2023	050 Mid-States Division	State No E	009 1010 GENL Computers HW	V2016 50% FY	MACRS 5		5622.47	5377.65	5377.65	0	0	0
050	009	Utility	MACRS 7	2023	050 Mid-States Division	Federal	009 1010 GENL Misc	V2016 50% FY	MACRS 7		1555.68	9193.4	8783.38	410.02	0	0
050	009	Utility	MACRS 7	2023	050 Mid-States Division	State No E	009 1010 GENL Misc	V2016 50% FY	MACRS 7		1555.68	18386.8	17566.74	820.06	0	0
050	009	Utility	MACRS 7	2023	050 Mid-States Division	Federal	009 1010 GENL Office 7	V2016 50% FY	MACRS 7		15511.06	7470.47	7137.29	333.18	0	0
050	009	Utility	MACRS 7	2023	050 Mid-States Division	State No E	009 1010 GENL Office 7	V2016 50% FY	MACRS 7		15511.06	14940.95	14274.58	666.37	0	0
050	009	Utility	MACRS 7	2023	050 Mid-States Division	Federal	009 1010 GENL Structures 7	V2016 50% FY	MACRS 7		5493.25	2617.32	2500.58	116.74	0	0
050	009	Utility	MACRS 7	2023	050 Mid-States Division	State No E	009 1010 GENL Structures 7	V2016 50% FY	MACRS 7		5493.25	5234.63	5001.17	233.46	0	0
050	009	Utility	MACRS 7	2023	050 Mid-States Division	Federal	009 1010 GENL Tools	V2016 50% FY	MACRS 7		559956.79	254875.7	243508.24	11367.46	0	0
050	009	Utility	MACRS 7	2023	050 Mid-States Division	State No E	009 1010 GENL Tools	V2016 50% FY	MACRS 7		559956.79	509751.4	487016.49	22734.91	0	0
050	009	Utility	MACRS 5	2023	050 Mid-States Division	Federal	009 1010 GENL Transportation	V2016 50% FY	MACRS 5		0	0	0	0	0	0
050	009	Utility	MACRS 5	2023	050 Mid-States Division	State No E	009 1010 GENL Transportation	V2016 50% FY	MACRS 5		0	0	0	0	0	0
050	009	Utility	MACRS 7	2023	050 Mid-States Division	Federal	009 1010 STOR Wells	V2016 50% FY	MACRS 7		890699.82	426830.72	407794.06	19036.66	0	0
050	009	Utility	MACRS 7	2023	050 Mid-States Division	State No E	009 1010 STOR Wells	V2016 50% FY	MACRS 7		890699.82	853661.43	815588.13	38073.3	0	0
050	009	Utility	MACRS 15	2023	050 Mid-States Division	Federal	009 1010 TRAN Mains	V2016 50% FY	MACRS 15		133021.28	63730.5	31744.17	3760.1	0	0
050	009	Utility	MACRS 15	2023	050 Mid-States Division	State No E	009 1010 TRAN Mains	V2016 50% FY	MACRS 15		133021.28	127461	63488.34	7520.2	0	0
050	009	Utility	MACRS 15	2023	050 Mid-States Division	Federal	009 1010 TRAN Meas, Reg Sta Equip	V2016 50% FY	MACRS 15		116451.93	55977.42	27882.35	3302.67	0	0
050	009	Utility	MACRS 15	2023	050 Mid-States Division	State No E	009 1010 TRAN Meas, Reg Sta Equip	V2016 50% FY	MACRS 15		116451.93	111954.83	55764.7	6605.33	0	0
050	091	Utility	MACRS 5	2023	050 Mid-States Division	Federal	091 1010 GENL Computers HW	V2016 50% FY	MACRS 5		897.64	429.47	429.47	0	0	0
050	091	Utility	MACRS 5	2023	050 Mid-States Division	State No E	091 1010 GENL Computers HW	V2016 50% FY	MACRS 5		897.64	858.95	858.95	0	0	0
050	091	Utility	MACRS 7	2023	050 Mid-States Division	Federal	091 1010 GENL Power Operated Equip	V2016 50% FY	MACRS 7		4796.89	1511.83	1444.42	67.41	0	0
050	091	Utility	MACRS 7	2023	050 Mid-States Division	State No E	091 1010 GENL Power Operated Equip	V2016 50% FY	MACRS 7		4796.89	3023.65	2888.79	134.86	0	0
050	091	Utility	MACRS 7	2023	050 Mid-States Division	Federal	091 1010 GENL Structures 7	V2016 50% FY	MACRS 7		9612.91	1799.8	1719.53	80.27	0	0
050	091	Utility	MACRS 7	2023	050 Mid-States Division	State No E	091 1010 GENL Structures 7	V2016 50% FY	MACRS 7		9612.91	3599.6	3439.04	160.56	0	0
050	091	Utility	MACRS 7	2023	050 Mid-States Division	Federal	091 1010 GENL Tools	V2016 50% FY	MACRS 7		1068	510.69	487.91	22.78	0	0
050	091	Utility	MACRS 7	2023	050 Mid-States Division	State No E	091 1010 GENL Tools	V2016 50% FY	MACRS 7		1068	1021.38	975.84	45.54	0	0
050	093	Utility	MACRS 15	2023	050 Mid-States Division	Federal	093 1010 DIST Mains	V2016 50% FY	MACRS 15		-13237.06	2506.62	1248.55	147.89	0	0
050	093	Utility	MACRS 15	2023	050 Mid-States Division	State No E	093 1010 DIST Mains	V2016 50% FY	MACRS 15		-13237.06	5013.23	2497.09	295.78	0	0
050	093	Utility	MACRS 15	2023	050 Mid-States Division	Federal	093 1010 DIST Mains	V2016 50% FY	MACRS 15		2333084.7	1458835.4	726645.92	86071.29	0	0
050	093	Utility	MACRS 15	2023	050 Mid-States Division	State No E	093 1010 DIST Mains	V2016 50% FY	MACRS 15		2333084.7	2917670.81	1453291.83	172142.58	0	0
050	093	Utility	MACRS 15	2023	050 Mid-States Division	Federal	093 1010 DIST Mains	V2016 50% FY	MACRS 15		11107015.71	4554257.25	2268475.54	268701.18	0	0

050	093	Utility	MACRS 15	2023	050	Mid-States Division	State No E	093	1010	DIST Mains	V2016	50% FY	MACRS 15		11107015.71	9108514.5	4536951.08	537402.36	0	0
050	093	Utility	MACRS 15	2023	050	Mid-States Division	Federal	093	1010	DIST Mains	V2016	50% FY	MACRS 15		148681.28	675.5	336.45	39.85	0	0
050	093	Utility	MACRS 15	2023	050	Mid-States Division	State No E	093	1010	DIST Mains	V2016	50% FY	MACRS 15		148681.28	1351	672.93	79.71	0	0
050	093	Utility	MACRS 15	2023	050	Mid-States Division	Federal	093	1010	DIST Mains	V2016	50% FY	MACRS 15		78080.16	-29.61	-14.74	-1.75	0	0
050	093	Utility	MACRS 15	2023	050	Mid-States Division	State No E	093	1010	DIST Mains	V2016	50% FY	MACRS 15		78080.16	-59.22	-29.49	-3.49	0	0
050	093	Utility	MACRS 15	2023	050	Mid-States Division	Federal	093	1010	DIST Meas, Reg Sta	V2016	50% FY	MACRS 15		889844.39	440785.4	219555.21	26006.34	0	0
050	093	Utility	MACRS 15	2023	050	Mid-States Division	State No E	093	1010	DIST Meas, Reg Sta	V2016	50% FY	MACRS 15		889844.39	881570.8	439110.42	52012.68	0	0
050	093	Utility	MACRS 15	2023	050	Mid-States Division	Federal	093	1010	DIST Meas, Reg Sta	V2016	50% FY	MACRS 15		437333.78	209587.01	104395.29	12365.63	0	0
050	093	Utility	MACRS 15	2023	050	Mid-States Division	State No E	093	1010	DIST Meas, Reg Sta	V2016	50% FY	MACRS 15		437333.78	419174.02	208790.58	24731.27	0	0
050	093	Utility	MACRS 20	2023	050	Mid-States Division	Federal	093	1010	DIST Meas, Reg Sta (Ind)	V2016	50% FY	MACRS 20		-240691.21	-114734.01	-45559.73	-5188.27	0	0
050	093	Utility	MACRS 20	2023	050	Mid-States Division	State No E	093	1010	DIST Meas, Reg Sta (Ind)	V2016	50% FY	MACRS 20		-240691.21	-229468.01	-91119.46	-10376.54	0	0
050	093	Utility	MACRS 20	2023	050	Mid-States Division	Federal	093	1010	DIST Meters & Regs	V2016	50% FY	MACRS 20		73480.44	300875.3	119474.57	13605.58	0	0
050	093	Utility	MACRS 20	2023	050	Mid-States Division	State No E	093	1010	DIST Meters & Regs	V2016	50% FY	MACRS 20		73480.44	601750.61	238949.16	27211.16	0	0
050	093	Utility	MACRS 20	2023	050	Mid-States Division	Federal	093	1010	DIST Meters & Regs	V2016	50% FY	MACRS 20		1138633.23	772016.46	306560.02	34910.58	0	0
050	093	Utility	MACRS 20	2023	050	Mid-States Division	State No E	093	1010	DIST Meters & Regs	V2016	50% FY	MACRS 20		1138633.23	1544032.92	613120.03	69821.17	0	0
050	093	Utility	MACRS 20	2023	050	Mid-States Division	Federal	093	1010	DIST Meters & Regs	V2016	50% FY	MACRS 20		7022135.18	3596252.08	1428035.73	162622.52	0	0
050	093	Utility	MACRS 20	2023	050	Mid-States Division	State No E	093	1010	DIST Meters & Regs	V2016	50% FY	MACRS 20		7022135.18	7192504.15	2856071.46	325245.04	0	0
050	093	Utility	MACRS 20	2023	050	Mid-States Division	Federal	093	1010	DIST Services	V2016	50% FY	MACRS 20		6100262.88	2113872.63	839397.68	95589.32	0	0
050	093	Utility	MACRS 20	2023	050	Mid-States Division	State No E	093	1010	DIST Services	V2016	50% FY	MACRS 20		6100262.88	4227745.25	1678795.37	191178.64	0	0
050	093	Utility	MACRS 7	2023	050	Mid-States Division	Federal	093	1010	GENL Misc	V2016	50% FY	MACRS 7		68006.17	34053.13	32534.35	1518.78	0	0
050	093	Utility	MACRS 7	2023	050	Mid-States Division	State No E	093	1010	GENL Misc	V2016	50% FY	MACRS 7		68006.17	68106.26	65068.71	3037.55	0	0
050	093	Utility	MACRS 7	2023	050	Mid-States Division	Federal	093	1010	GENL Office 7	V2016	50% FY	MACRS 7		13576.03	6523.61	6232.66	290.95	0	0
050	093	Utility	MACRS 7	2023	050	Mid-States Division	State No E	093	1010	GENL Office 7	V2016	50% FY	MACRS 7		13576.03	13047.21	12465.32	581.89	0	0
050	093	Utility	MACRS 7	2023	050	Mid-States Division	Federal	093	1010	GENL Power Operated Equip	V2016	50% FY	MACRS 7		0	0	0	0	0	0
050	093	Utility	MACRS 7	2023	050	Mid-States Division	State No E	093	1010	GENL Power Operated Equip	V2016	50% FY	MACRS 7		0	0	0	0	0	0
050	093	Utility	MACRS 7	2023	050	Mid-States Division	Federal	093	1010	GENL Tools	V2016	50% FY	MACRS 7		614294.74	294559.11	281421.78	13137.33	0	0
050	093	Utility	MACRS 7	2023	050	Mid-States Division	State No E	093	1010	GENL Tools	V2016	50% FY	MACRS 7		614294.74	589118.23	562843.57	26274.66	0	0
050	093	Utility	MACRS 5	2023	050	Mid-States Division	Federal	093	1010	GENL Transportation	V2016	50% FY	MACRS 5		0	0	0	0	0	0
050	093	Utility	MACRS 5	2023	050	Mid-States Division	State No E	093	1010	GENL Transportation	V2016	50% FY	MACRS 5		0	0	0	0	0	0
050	093	Utility	MACRS 15	2023	050	Mid-States Division	Federal	093	1010	TRAN Mains	V2016	50% FY	MACRS 15		25843.95	-218533.36	-108851.47	-12893.47	0	0
050	093	Utility	MACRS 15	2023	050	Mid-States Division	State No E	093	1010	TRAN Mains	V2016	50% FY	MACRS 15		25843.95	-437066.72	-217702.94	-25786.94	0	0
050	093	Utility	MACRS 15	2023	050	Mid-States Division	Federal	093	1010	TRAN Meas, Reg Sta Equip	V2016	50% FY	MACRS 15		61665.73	13340.02	6644.65	787.06	0	0
050	093	Utility	MACRS 15	2023	050	Mid-States Division	State No E	093	1010	TRAN Meas, Reg Sta Equip	V2016	50% FY	MACRS 15		61665.73	26680.05	13289.32	1574.12	0	0
050	096	Utility	MACRS 15	2023	050	Mid-States Division	Federal	096	1010	DIST Mains	V2016	50% FY	MACRS 15		5257.03	99.91	49.75	5.89	0	0
050	096	Utility	MACRS 15	2023	050	Mid-States Division	State No E	096	1010	DIST Mains	V2016	50% FY	MACRS 15		5257.03	199.81	99.53	11.79	0	0
050	096	Utility	MACRS 15	2023	050	Mid-States Division	Federal	096	1010	DIST Mains	V2016	50% FY	MACRS 15		1748039.93	847921.18	422349.54	50027.35	0	0
050	096	Utility	MACRS 15	2023	050	Mid-States Division	State No E	096	1010	DIST Mains	V2016	50% FY	MACRS 15		1748039.93	1695842.35	844699.07	100054.7	0	0
050	096	Utility	MACRS 15	2023	050	Mid-States Division	Federal	096	1010	DIST Mains	V2016	50% FY	MACRS 15		3518514.17	587761.09	292763.78	34677.9	0	0
050	096	Utility	MACRS 15	2023	050	Mid-States Division	State No E	096	1010	DIST Mains	V2016	50% FY	MACRS 15		3518514.17	1175522.17	585527.61	69355.81	0	0
050	096	Utility	MACRS 15	2023	050	Mid-States Division	Federal	096	1010	DIST Mains	V2016	50% FY	MACRS 15		60793.26	-242.5	-120.8	-14.31	0	0
050	096	Utility	MACRS 15	2023	050	Mid-States Division	State No E	096	1010	DIST Mains	V2016	50% FY	MACRS 15		60793.26	-485	-241.59	-28.61	0	0
050	096	Utility	MACRS 15	2023	050	Mid-States Division	Federal	096	1010	DIST Mains	V2016	50% FY	MACRS 15		39315.27	-231	-115.07	-13.63	0	0
050	096	Utility	MACRS 15	2023	050	Mid-States Division	State No E	096	1010	DIST Mains	V2016	50% FY	MACRS 15		39315.27	-462	-230.12	-27.26	0	0
050	096	Utility	MACRS 15	2023	050	Mid-States Division	Federal	096	1010	DIST Meas, Reg Sta	V2016	50% FY	MACRS 15		10399.74	4956.57	2468.87	292.44	0	0
050	096	Utility	MACRS 15	2023	050	Mid-States Division	State No E	096	1010	DIST Meas, Reg Sta	V2016	50% FY	MACRS 15		10399.74	9913.15	4937.74	584.88	0	0
050	096	Utility	MACRS 15	2023	050	Mid-States Division	Federal	096	1010	DIST Meas, Reg Sta	V2016	50% FY	MACRS 15		56119.44	26636.77	13267.77	1571.57	0	0
050	096	Utility	MACRS 15	2023	050	Mid-States Division	State No E	096	1010	DIST Meas, Reg Sta	V2016	50% FY	MACRS 15		56119.44	53273.54	26535.56	3143.14	0	0
050	096	Utility	MACRS 20	2023	050	Mid-States Division	Federal	096	1010	DIST Meters & Regs	V2016	50% FY	MACRS 20		81512.83	110041.1	43696.22	4976.06	0	0
050	096	Utility	MACRS 20	2023	050	Mid-States Division	State No E	096	1010	DIST Meters & Regs	V2016	50% FY	MACRS 20		81512.83	220082.19	87392.44	9952.12	0	0
050	096	Utility	MACRS 20	2023	050	Mid-States Division	Federal	096	1010	DIST Meters & Regs	V2016	50% FY	MACRS 20		62454.6	68411.89	27165.67	3093.59	0	0
050	096	Utility	MACRS 20	2023	050	Mid-States Division	State No E	096	1010	DIST Meters & Regs	V2016	50% FY	MACRS 20		62454.6	136823.77	54331.35	6187.17	0	0
050	096	Utility	MACRS 20	2023	050	Mid-States Division	Federal	096	1010	DIST Meters & Regs	V2016	50% FY	MACRS 20		291285.92	168002.2	66712.01	7597.06	0	0
050	096	Utility	MACRS 20	2023	050	Mid-States Division	State No E	096	1010	DIST Meters & Regs	V2016	50% FY	MACRS 20		291285.92	336004.4	133423.99	15194.12	0	0
050	096	Utility	MACRS 20	2023	050	Mid-States Division	Federal	096	1010	DIST Services	V2016	50% FY	MACRS 20		1810826.48	445502.87	176904.74	20145.64	0	0
050	096	Utility	MACRS 20	2023	050	Mid-States Division	State No E	096	1010	DIST Services	V2016	50% FY	MACRS 20		1810826.48	891005.74	353809.46	40291.28	0	0
050	096	Utility	MACRS 5	2023	050	Mid-States Division	Federal	096	1010	GENL Computers HW	V2016	50% FY	MACRS 5		0	0	0	0	0	0
050	096	Utility	MACRS 5	2023	050	Mid-States Division	State No E	096	1010	GENL Computers HW	V2016	50% FY	MACRS 5		0	0.01	0.01	0	0	0
050	096	Utility	MACRS 7	2023	050	Mid-States Division	Federal	096	1010	GENL Misc	V2016	50% FY	MACRS 7		3477.24	1668.04	1593.65	74.39	0	0
050	096	Utility	MACRS 7	2023	050	Mid-States Division	State No E	096	1010	GENL Misc	V2016	50% FY	MACRS 7		3477.24	3336.07	3187.29	148.78	0	0
050	096	Utility	MACRS 7	2023	050	Mid-States Division	Federal	096	1010	GENL Tools	V2016	50% FY	MACRS 7		196522.5	93695.1	89516.29	4075.69	0	-103.12
050	096	Utility	MACRS 7	2023	050	Mid-States Division	State No E	096	1010	GENL Tools	V2016	50% FY	MACRS 7		196522.5	187390.19	179032.57	8151.38	0	-206.24
050	009	Utility	NONE	2023	050	Mid-States Division	Federal	009	1010	DIST Land, Land Rights	V2016	FY	NONE		695011.32	547598.86	0	0	0	0
050	009	Utility	NONE	2023	050	Mid-States Division	Federal	009	1010	GENL Land	V2016	FY	NONE		7195.55	7195.55	0	0	0	0
050	009	Utility	MACRS 39	2023	050	Mid-States Division	Federal	009	1010	GENL Structures	V2016	FY	MACRS 39 JAN	38353	12146.37	11586.45	1992.89	297.08	0	0
050	009	Utility	MACRS 39	2023	050	Mid-States Division	Federal	009	1010	GENL Structures	V2016	FY	MACRS 39 AUG	38565	68828.25	65404.11	10271.71	1676.96	0	0
050	009	Utility	MACRS 39	2023	050	Mid-States Division	Federal	009	1010	GENL Structures	V2016	FY	MACRS 39 SEP	38596	2275833.16	2237516.34	346613.66	57369.92	0	0
050	009	Utility	MACRS 39	2023	050	Mid-States Division	Federal	009	1010	GENL Structures	V2016	FY	MACRS 39 OCT	38626	2556.81	2422.91	432.25	62.12	0	0
050	009	Utility	MACRS 39	2023	050	Mid-States Division	Federal	009	1010	GENL Structures	V2016	FY	MACRS 39 NOV	38657	164076.16	164947.16	29076.91	4229.25	0	0
050	009	Utility	MACRS 39	2023	050	Mid-States Division	Federal	009	1010	GENL Structures	V2016	FY	MACRS 39 DEC	38687	-19.03	17.78	3.12	0.46	0	0
050	009	Utility	NONE	2023	050	Mid-States Division	Federal	009	TAXX	ADJU TPR	V2016	FY	NONE		0	-612192.4	0	0	0	0
050	009	Utility	MACRS 15	2023	050	Mid-States Division	Federal	009	TAXX	ADJU TPR	V2016	FY	MACRS 15 Full (481a)		0	1628704.03	715058.07	96174.97	0	0
050	093	Utility	NONE	2023	050	Mid-States Division	Federal	093	1010	DIST Land, Land Rights	V2016	FY	NONE		4624.16	4473.16	0	0	0	0
050	093	Utility	NONE	2023	050	Mid-States Division	Federal	093	1010	DIST Land, Land Rights	V2016	FY	NONE		156307.51	178620.92	0	0	0	0
050	093	Utility	NONE	2023	050	Mid-States Division	Federal	093	1010	GENL Land	V2016	FY	NONE		0	0	0	0	0	0
050	093	Utility	MACRS 39	2023	050	Mid-States Division	Federal	093	1010	GENL Structures	V2016	FY	MACRS 39 JAN	38353	7148.06	6782.68	1166.62	173.91	0	0
050	093	Utility	MACRS 39	2023	050	Mid-States Division	Federal	093	1010	GENL Structures	V2016	FY	MACRS 39 MAR	38412	-666.01	-484.85	-81.31	-12.43	0	0
050	093	Utility	MACRS 39	2023	050	Mid-States Division	Federal	093	1010	GENL Structures	V2016	FY	MACRS 39 MAR	38412	13483.59	12946.3	2171.48	331.94	0	0
050	093	Utility	MACRS 39	2023	050	Mid-States Division	Federal	093	1010	GENL Structures	V2016	FY	MACRS 39 APR	38443	17720.64	17013.09	2817.2	436.22	0	0
050	093	Utility	MACRS 39	2023	050	Mid-States Division	Federal	093	1010	GENL Structures	V2016	FY	MACRS 39 MAY	38473	29833.88	28353.7	4634.69	726.99	0	0
050	093	Utility	MACRS 39	2023	050	Mid-States Division	Federal	093	1010	GENL Structures	V2016	FY	MACRS 39 JUN	38504	22752.57	21773.25	3512.46	558.27	0	0
050	093	Utility	MACRS 39	2023	050	Mid-States Division	Federal	093	1010	GENL Structures	V2016	FY	MACRS 39 JUL	38534	41438.17	39689.57	6317.78	1017.64	0	0
050	093	Utility	MACRS 39	2023	050	Mid-States Division	Federal	093	1010	GENL Structures	V2016	FY	MACRS 39 AUG	38565	3391.42	3457.38	542.98	88.65	0	0
050	093	Utility	MACRS 39	2023	050	Mid-States Division	Federal	093	1010	GENL Structures	V2016	FY	MACRS 39 AUG	38565	0	23.35	3.67	0.6	0	0
050	093	Utility	MACRS 39	2023	050	Mid-States Division	Federal	093	1010	GENL Structures	V2016	FY	MACRS 39 SEP	38596	9412.9	9092.69	1408.55	233.14	0	0
050	093	Utility	MACRS 39	2023	050	Mid-States Division	Federal	093	1010	GENL Structures	V2016	FY	MACRS 39 OCT	38626	1077.17	1023.14	182.54	26.23	0	0
050	093	Utility	MACRS 39	2023	050	Mid-States Division	Federal	093	1010	GENL Structures	V2016	FY	MACRS 39 NOV	38657	1813.81	1722.59	303.66	44.17	0	0
050	093	Utility	MACRS 39	2023	050	Mid-States Division	Federal	093	1010	GENL Structures	V2016	FY	MACRS 39 DEC	38687	262.39	282.8	49.24	7.25	0	0
050	093	Utility	NONE	2023	050	Mid-States Division	Federal	093	TAXX	ADJU TPR	V2016	FY	NONE		0	-60787.04	0	0	0	0
050	093	Utility	MACRS 15	2023	050	Mid-States Division	Federal	093	TAXX	ADJU TPR	V2016	FY	MACRS 15 Full (481a)		0	1124678.67	493773.29	66412.28	0	0
050	096	Utility	MACRS 39	2023	050	Mid-States Division	Federal	096	1010	GENL Structures	V2016	FY	MACRS 39 MAR	38412	4911.47	4708.22	789.72	120.72	0	0
050	096	Utility	MACRS 39	2023	050	Mid-States Division	Federal	096	1010	GENL Structures	V2016	FY	MACRS 39 JUN	38504	5008.01	4754.92	767.09	121.92	0	0
050	096	Utility	MACRS 39	2023	050	Mid-States Division	Federal	096	1010	GENL Structures	V2016	FY	MACRS 39 AUG	38565	0	18.58	2.94	0.48	0	0

050	096	Utility	NONE	2023	050 Mid-States Division	Federal	096 TAXX ADJU TPR	V2016 FY	NONE	0	-27722.84	0	0	0	0
050	096	Utility	MACRS 15	2023	050 Mid-States Division	Federal	096 TAXX ADJU TPR	V2016 FY	MACRS 15 Full (481a)	0	174058.06	76417.58	10278.13	0	0
050	009	Utility	MACRS 15	2023	050 Mid-States Division	Federal	009 1010 DIST Mains	V2017 50% FY	MACRS 15	20568609.87	8461307.61	3715360.17	499217.15	0	0
050	009	Utility	MACRS 15	2023	050 Mid-States Division	State No E	009 1010 DIST Mains	V2017 50% FY	MACRS 15	20568609.87	16922615.23	7430720.35	998434.3	0	0
050	009	Utility	MACRS 15	2023	050 Mid-States Division	Federal	009 1010 DIST Mains	V2017 50% FY	MACRS 15	13241526.32	28988.57	12728.88	1710.33	0	0
050	009	Utility	MACRS 15	2023	050 Mid-States Division	State No E	009 1010 DIST Mains	V2017 50% FY	MACRS 15	13241526.32	57977.15	25457.78	3420.65	0	0
050	009	Utility	MACRS 15	2023	050 Mid-States Division	Federal	009 1010 DIST Mains	V2017 50% FY	MACRS 15	325279.11	42491.91	18658.21	2507.02	0	0
050	009	Utility	MACRS 15	2023	050 Mid-States Division	State No E	009 1010 DIST Mains	V2017 50% FY	MACRS 15	325279.11	84983.83	37316.39	5014.05	0	0
050	009	Utility	MACRS 15	2023	050 Mid-States Division	Federal	009 1010 DIST Meas, Reg Sta	V2017 50% FY	MACRS 15	1328595.81	690063.94	303007.07	40713.77	0	0
050	009	Utility	MACRS 15	2023	050 Mid-States Division	State No E	009 1010 DIST Meas, Reg Sta	V2017 50% FY	MACRS 15	1328595.81	1380127.89	606014.15	81427.55	0	0
050	009	Utility	MACRS 15	2023	050 Mid-States Division	Federal	009 1010 DIST Meas, Reg Sta	V2017 50% FY	MACRS 15	230723.29	121796.96	53481.05	7186.02	0	0
050	009	Utility	MACRS 15	2023	050 Mid-States Division	State No E	009 1010 DIST Meas, Reg Sta	V2017 50% FY	MACRS 15	230723.29	243593.93	106962.09	14372.04	0	0
050	009	Utility	MACRS 15	2023	050 Mid-States Division	Federal	009 1010 DIST Meas, Reg Sta	V2017 50% FY	MACRS 15	251513.1	132137.14	58021.42	7796.09	0	0
050	009	Utility	MACRS 15	2023	050 Mid-States Division	State No E	009 1010 DIST Meas, Reg Sta	V2017 50% FY	MACRS 15	251513.1	264274.28	116042.84	15592.18	0	0
050	009	Utility	MACRS 20	2023	050 Mid-States Division	Federal	009 1010 DIST Meas, Reg Sta (Ind)	V2017 50% FY	MACRS 20	34663.55	16942.84	5899.66	828.17	0	0
050	009	Utility	MACRS 20	2023	050 Mid-States Division	State No E	009 1010 DIST Meas, Reg Sta (Ind)	V2017 50% FY	MACRS 20	34663.55	33885.67	11799.34	1656.33	0	0
050	009	Utility	MACRS 20	2023	050 Mid-States Division	Federal	009 1010 DIST Meters & Regs	V2017 50% FY	MACRS 20	843458.47	459254.99	159917.19	22448.38	0	0
050	009	Utility	MACRS 20	2023	050 Mid-States Division	State No E	009 1010 DIST Meters & Regs	V2017 50% FY	MACRS 20	843458.47	918509.98	319834.36	44896.77	0	0
050	009	Utility	MACRS 20	2023	050 Mid-States Division	Federal	009 1010 DIST Meters & Regs	V2017 50% FY	MACRS 20	3910937.44	2864547.3	997464.01	140019.07	0	0
050	009	Utility	MACRS 20	2023	050 Mid-States Division	State No E	009 1010 DIST Meters & Regs	V2017 50% FY	MACRS 20	3910937.44	5729094.6	1994928.03	280038.14	0	0
050	009	Utility	MACRS 20	2023	050 Mid-States Division	Federal	009 1010 DIST Meters & Regs	V2017 50% FY	MACRS 20	526563.22	590453.33	205601.76	28861.36	0	0
050	009	Utility	MACRS 20	2023	050 Mid-States Division	State No E	009 1010 DIST Meters & Regs	V2017 50% FY	MACRS 20	526563.22	1180906.66	411203.51	57722.72	0	0
050	009	Utility	MACRS 20	2023	050 Mid-States Division	Federal	009 1010 DIST Meters & Regs	V2017 50% FY	MACRS 20	13372.17	9889.37	3443.57	483.39	0	0
050	009	Utility	MACRS 20	2023	050 Mid-States Division	State No E	009 1010 DIST Meters & Regs	V2017 50% FY	MACRS 20	13372.17	19778.73	6887.16	966.78	0	0
050	009	Utility	MACRS 20	2023	050 Mid-States Division	Federal	009 1010 DIST Services	V2017 50% FY	MACRS 20	8441854.65	1197477.54	416973.66	58532.7	0	0
050	009	Utility	MACRS 20	2023	050 Mid-States Division	State No E	009 1010 DIST Services	V2017 50% FY	MACRS 20	8441854.65	2394955.09	833947.32	117065.4	0	0
050	009	Utility	MACRS 5	2023	050 Mid-States Division	Federal	009 1010 GENL Communication	V2017 50% FY	MACRS 5	79999.06	38764.46	38764.46	0	0	0
050	009	Utility	MACRS 5	2023	050 Mid-States Division	State No E	009 1010 GENL Communication	V2017 50% FY	MACRS 5	79999.06	77528.92	77528.92	0	0	0
050	009	Utility	MACRS 5	2023	050 Mid-States Division	Federal	009 1010 GENL Computers HW	V2017 50% FY	MACRS 5	1360.36	646.22	646.22	0	0	0
050	009	Utility	MACRS 5	2023	050 Mid-States Division	State No E	009 1010 GENL Computers HW	V2017 50% FY	MACRS 5	1360.36	1292.43	1292.43	0	0	0
050	009	Utility	MACRS 5	2023	050 Mid-States Division	Federal	009 1010 GENL Computers HW	V2017 50% FY	MACRS 5	16.32	7.81	7.81	0	0	0
050	009	Utility	MACRS 5	2023	050 Mid-States Division	State No E	009 1010 GENL Computers HW	V2017 50% FY	MACRS 5	16.32	15.61	15.61	0	0	0
050	009	Utility	MACRS 7	2023	050 Mid-States Division	Federal	009 1010 GENL Misc	V2017 50% FY	MACRS 7	19253.97	9317.02	8069.48	832.01	0	0
050	009	Utility	MACRS 7	2023	050 Mid-States Division	State No E	009 1010 GENL Misc	V2017 50% FY	MACRS 7	19253.97	18634.04	16138.94	1664.02	0	0
050	009	Utility	MACRS 7	2023	050 Mid-States Division	Federal	009 1010 GENL Office 7	V2017 50% FY	MACRS 7	82479.92	39755.63	34432.35	3550.18	0	0
050	009	Utility	MACRS 7	2023	050 Mid-States Division	State No E	009 1010 GENL Office 7	V2017 50% FY	MACRS 7	82479.92	79511.26	68864.71	7100.36	0	0
050	009	Utility	MACRS 7	2023	050 Mid-States Division	Federal	009 1010 GENL Tools	V2017 50% FY	MACRS 7	571507.75	273159.66	236583.58	24393.16	0	0
050	009	Utility	MACRS 7	2023	050 Mid-States Division	State No E	009 1010 GENL Tools	V2017 50% FY	MACRS 7	571507.75	546319.32	473167.16	48786.32	0	0
050	009	Utility	MACRS 7	2023	050 Mid-States Division	Federal	009 1010 STOR Meas & Reg Equip	V2017 50% FY	MACRS 7	37618.2	18162.6	15730.62	1621.92	0	0
050	009	Utility	MACRS 7	2023	050 Mid-States Division	State No E	009 1010 STOR Meas & Reg Equip	V2017 50% FY	MACRS 7	37618.2	36325.19	31461.26	3243.84	0	0
050	009	Utility	MACRS 7	2023	050 Mid-States Division	Federal	009 1010 STOR Wells	V2017 50% FY	MACRS 7	926422.64	527972.7	457277.15	47147.96	0	0
050	009	Utility	MACRS 7	2023	050 Mid-States Division	State No E	009 1010 STOR Wells	V2017 50% FY	MACRS 7	926422.64	1055945.4	914554.31	94295.92	0	0
050	009	Utility	MACRS 7	2023	050 Mid-States Division	Federal	009 1010 STOR Wells	V2017 50% FY	MACRS 7	44536.09	21566.76	18678.97	1925.91	0	0
050	009	Utility	MACRS 7	2023	050 Mid-States Division	State No E	009 1010 STOR Wells	V2017 50% FY	MACRS 7	44536.09	43133.51	37357.94	3851.82	0	0
050	009	Utility	MACRS 15	2023	050 Mid-States Division	Federal	009 1010 TRAN Mains	V2017 50% FY	MACRS 15	0	-58007.18	-25470.95	-3422.42	0	0
050	009	Utility	MACRS 15	2023	050 Mid-States Division	State No E	009 1010 TRAN Mains	V2017 50% FY	MACRS 15	0	-116014.37	-50941.93	-6844.85	0	0
050	009	Utility	MACRS 15	2023	050 Mid-States Division	Federal	009 1010 TRAN Meas, Reg Sta Equip	V2017 50% FY	MACRS 15	-7.17	-3.59	-1.58	-0.21	0	0
050	009	Utility	MACRS 15	2023	050 Mid-States Division	State No E	009 1010 TRAN Meas, Reg Sta Equip	V2017 50% FY	MACRS 15	-7.17	-7.17	-3.15	-0.42	0	0
050	091	Utility	MACRS 5	2023	050 Mid-States Division	Federal	091 1010 GENL Communication	V2017 50% FY	MACRS 5	0	0	0	0	0	0
050	091	Utility	MACRS 5	2023	050 Mid-States Division	State No E	091 1010 GENL Communication	V2017 50% FY	MACRS 5	0	0	0	0	0	0
050	091	Utility	MACRS 7	2023	050 Mid-States Division	Federal	091 1010 GENL Tools	V2017 50% FY	MACRS 7	13346.43	3714.29	3216.94	331.69	0	0
050	091	Utility	MACRS 7	2023	050 Mid-States Division	State No E	091 1010 GENL Tools	V2017 50% FY	MACRS 7	13346.43	7428.58	6433.89	663.37	0	0
050	093	Utility	MACRS 15	2023	050 Mid-States Division	Federal	093 1010 DIST Mains	V2017 50% FY	MACRS 15	4101383.98	2425469.08	1065023.47	143102.68	0	0
050	093	Utility	MACRS 15	2023	050 Mid-States Division	State No E	093 1010 DIST Mains	V2017 50% FY	MACRS 15	4101383.98	4850938.17	2130046.96	286205.35	0	0
050	093	Utility	MACRS 15	2023	050 Mid-States Division	Federal	093 1010 DIST Mains	V2017 50% FY	MACRS 15	17507913.72	5580509.17	2450401.58	329250.04	0	0
050	093	Utility	MACRS 15	2023	050 Mid-States Division	State No E	093 1010 DIST Mains	V2017 50% FY	MACRS 15	17507913.72	11161018.35	4900803.15	658500.08	0	0
050	093	Utility	MACRS 15	2023	050 Mid-States Division	Federal	093 1010 DIST Mains	V2017 50% FY	MACRS 15	71281.97	-34801.74	-15281.45	-2053.3	0	0
050	093	Utility	MACRS 15	2023	050 Mid-States Division	State No E	093 1010 DIST Mains	V2017 50% FY	MACRS 15	71281.97	-69603.48	-30562.89	-4106.61	0	0
050	093	Utility	MACRS 15	2023	050 Mid-States Division	Federal	093 1010 DIST Mains	V2017 50% FY	MACRS 15	60999.67	20350.64	8935.96	1200.69	0	0
050	093	Utility	MACRS 15	2023	050 Mid-States Division	State No E	093 1010 DIST Mains	V2017 50% FY	MACRS 15	60999.67	40701.27	17871.93	2401.37	0	0
050	093	Utility	MACRS 15	2023	050 Mid-States Division	Federal	093 1010 DIST Meas, Reg Sta	V2017 50% FY	MACRS 15	1008542.66	504690.14	221609.45	29776.72	0	0
050	093	Utility	MACRS 15	2023	050 Mid-States Division	State No E	093 1010 DIST Meas, Reg Sta	V2017 50% FY	MACRS 15	1008542.66	1009380.29	443218.87	59553.44	0	0
050	093	Utility	MACRS 15	2023	050 Mid-States Division	Federal	093 1010 DIST Meas, Reg Sta	V2017 50% FY	MACRS 15	510572.24	294186.49	129177.28	17357	0	0
050	093	Utility	MACRS 15	2023	050 Mid-States Division	State No E	093 1010 DIST Meas, Reg Sta	V2017 50% FY	MACRS 15	510572.24	588372.97	258354.58	34714.01	0	0
050	093	Utility	MACRS 20	2023	050 Mid-States Division	Federal	093 1010 DIST Meas, Reg Sta (Ind)	V2017 50% FY	MACRS 20	35073.67	14207.94	4947.34	694.48	0	0
050	093	Utility	MACRS 20	2023	050 Mid-States Division	State No E	093 1010 DIST Meas, Reg Sta (Ind)	V2017 50% FY	MACRS 20	35073.67	28415.88	9894.7	1388.97	0	0
050	093	Utility	MACRS 20	2023	050 Mid-States Division	Federal	093 1010 DIST Meters & Regs	V2017 50% FY	MACRS 20	5738386.86	2911142.93	1013689.08	142296.67	0	0
050	093	Utility	MACRS 20	2023	050 Mid-States Division	State No E	093 1010 DIST Meters & Regs	V2017 50% FY	MACRS 20	5738386.86	5822285.87	2027378.17	284593.33	0	0
050	093	Utility	MACRS 20	2023	050 Mid-States Division	Federal	093 1010 DIST Meters & Regs	V2017 50% FY	MACRS 20	1001694.51	458168.7	159538.93	22395.29	0	0
050	093	Utility	MACRS 20	2023	050 Mid-States Division	State No E	093 1010 DIST Meters & Regs	V2017 50% FY	MACRS 20	1001694.51	916337.4	319077.85	44790.57	0	0
050	093	Utility	MACRS 20	2023	050 Mid-States Division	Federal	093 1010 DIST Meters & Regs	V2017 50% FY	MACRS 20	658560.93	192601.4	67065.74	9414.36	0	0
050	093	Utility	MACRS 20	2023	050 Mid-States Division	State No E	093 1010 DIST Meters & Regs	V2017 50% FY	MACRS 20	658560.93	385202.79	134131.47	18828.71	0	0
050	093	Utility	MACRS 20	2023	050 Mid-States Division	Federal	093 1010 DIST Services	V2017 50% FY	MACRS 20	6535850.96	2282710.21	794862.51	111578.88	0	0
050	093	Utility	MACRS 20	2023	050 Mid-States Division	State No E	093 1010 DIST Services	V2017 50% FY	MACRS 20	6535850.96	4565420.42	1589725.05	223157.75	0	0
050	093	Utility	MACRS 5	2023	050 Mid-States Division	Federal	093 1010 GENL Communication	V2017 50% FY	MACRS 5	29475.48	13857.76	13857.76	0	0	0
050	093	Utility	MACRS 5	2023	050 Mid-States Division	State No E	093 1010 GENL Communication	V2017 50% FY	MACRS 5	29475.48	27715.52	27715.52	0	0	0
050	093	Utility	MACRS 5	2023	050 Mid-States Division	Federal	093 1010 GENL Computers HW	V2017 50% FY	MACRS 5	0	0	0	0	0	0
050	093	Utility	MACRS 5	2023	050 Mid-States Division	State No E	093 1010 GENL Computers HW	V2017 50% FY	MACRS 5	0	-0.02	-0.02	0	0	0
050	093	Utility	MACRS 7	2023	050 Mid-States Division	Federal	093 1010 GENL Misc	V2017 50% FY	MACRS 7	150231.96	71190.07	61657.71	6357.27	0	0
050	093	Utility	MACRS 7	2023	050 Mid-States Division	State No E	093 1010 GENL Misc	V2017 50% FY	MACRS 7	150231.96	142380.13	123315.43	12714.55	0	0
050	093	Utility	MACRS 7	2023	050 Mid-States Division	Federal	093 1010 GENL Tools	V2017 50% FY	MACRS 7	336888.32	159498.42	138141.57	14243.21	0	0
050	093	Utility	MACRS 7	2023	050 Mid-States Division	State No E	093 1010 GENL Tools	V2017 50% FY	MACRS 7	336888.32	318996.83	276283.16	28486.42	0	0
050	093	Utility	MACRS 15	2023	050 Mid-States Division	Federal	093 1010 TRAN Mains	V2017 50% FY	MACRS 15	7811.35	3708.13	1628.25	218.78	0	0
050	093	Utility	MACRS 15	2023	050 Mid-States Division	State No E	093 1010 TRAN Mains	V2017 50% FY	MACRS 15	7811.35	7416.26	3256.47	437.56	0	0
050	096	Utility	MACRS 15	2023	050 Mid-States Division	Federal	096 1010 DIST Mains	V2017 50% FY	MACRS 15	6038664.11	3019134.79	1325702.09	178128.95	0	0
050	096	Utility	MACRS 15	2023	050 Mid-States Division	State No E	096 1010 DIST Mains	V2017 50% FY	MACRS 15	6038664.11	6038269.59	2651404.18	356257.91	0	0
050	096	Utility	MACRS 15	2023	050 Mid-States Division	Federal	096 1010 DIST Mains	V2017 50% FY	MACRS 15	486070.74	154426.19	67808.54	9111.15	0	0
050	096	Utility	MACRS 15	2023	050 Mid-States Division	State No E	096 1010 DIST Mains	V2017 50% FY	MACRS 15	486070.74	308852.38	135617.08	18222.29	0	0
050	096	Utility	MACRS 15	2023	050 Mid-States Division	Federal	096 1010 DIST Mains	V2017 50% FY	MACRS 15	19942.41	-1199.05	-526.5	-70.74	0	0
050	096	Utility	MACRS 15	2023	050 Mid-States Division	State No E	096 1010 DIST Mains	V2017 50% FY	MACRS 15	19942.41	-2398.1	-1053.01	-141.49	0	0
050	096	Utility	MACRS 15	2023	050 Mid-States Division	Federal	096 1010 DIST Mains	V2017 50% FY	MACRS 15	18213.6	8696.6	3818.68	513.1	0	0
050	096	Utility	MACRS 15	2023	050 Mid-States Division	State No E	096 1010 DIST Mains	V2017 50% FY	MACRS 15	18213.6	17393.2	7637.36	1026.2	0	0

050	096	Utility	MACRS 15	2023	050 Mid-States Division	Federal	096 1010 DIST Mains	V2017 50% FY	MACRS 15		31727.9	50479.01	22165.34	2978.26	0	0
050	096	Utility	MACRS 15	2023	050 Mid-States Division	State No E	096 1010 DIST Mains	V2017 50% FY	MACRS 15		31727.9	100958.03	44330.67	5956.52	0	0
050	096	Utility	MACRS 15	2023	050 Mid-States Division	Federal	096 1010 DIST Meas, Reg Sta	V2017 50% FY	MACRS 15		60435.66	30302.77	13305.94	1787.86	0	0
050	096	Utility	MACRS 15	2023	050 Mid-States Division	State No E	096 1010 DIST Meas, Reg Sta	V2017 50% FY	MACRS 15		60435.66	60605.53	26611.89	3575.73	0	0
050	096	Utility	MACRS 15	2023	050 Mid-States Division	Federal	096 1010 DIST Meas, Reg Sta	V2017 50% FY	MACRS 15		3360546.63	1688155.72	741269.17	99601.19	0	0
050	096	Utility	MACRS 15	2023	050 Mid-States Division	State No E	096 1010 DIST Meas, Reg Sta	V2017 50% FY	MACRS 15		3360546.63	3376311.44	1482538.35	199202.37	0	0
050	096	Utility	MACRS 20	2023	050 Mid-States Division	Federal	096 1010 DIST Meters & Regs	V2017 50% FY	MACRS 20		345768.67	178699.33	62224.88	8734.82	0	0
050	096	Utility	MACRS 20	2023	050 Mid-States Division	State No E	096 1010 DIST Meters & Regs	V2017 50% FY	MACRS 20		345768.67	357398.65	124449.78	17469.65	0	0
050	096	Utility	MACRS 20	2023	050 Mid-States Division	Federal	096 1010 DIST Meters & Regs	V2017 50% FY	MACRS 20		181907.02	90878.89	31644.94	4442.16	0	0
050	096	Utility	MACRS 20	2023	050 Mid-States Division	State No E	096 1010 DIST Meters & Regs	V2017 50% FY	MACRS 20		181907.02	181757.77	63289.88	8884.32	0	0
050	096	Utility	MACRS 20	2023	050 Mid-States Division	Federal	096 1010 DIST Meters & Regs	V2017 50% FY	MACRS 20		132070.06	78793.48	27436.68	3851.43	0	0
050	096	Utility	MACRS 20	2023	050 Mid-States Division	State No E	096 1010 DIST Meters & Regs	V2017 50% FY	MACRS 20		132070.06	157586.95	54873.35	7702.85	0	0
050	096	Utility	MACRS 20	2023	050 Mid-States Division	Federal	096 1010 DIST Services	V2017 50% FY	MACRS 20		1616466.95	303048.56	105524.54	14813.01	0	0
050	096	Utility	MACRS 20	2023	050 Mid-States Division	State No E	096 1010 DIST Services	V2017 50% FY	MACRS 20		1616466.95	606097.13	211049.08	29626.03	0	0
050	096	Utility	MACRS 5	2023	050 Mid-States Division	Federal	096 1010 GENL Communication	V2017 50% FY	MACRS 5		9108.28	4325.03	4325.03	0	0	0
050	096	Utility	MACRS 5	2023	050 Mid-States Division	State No E	096 1010 GENL Communication	V2017 50% FY	MACRS 5		9108.28	8650.05	8650.05	0	0	0
050	096	Utility	MACRS 5	2023	050 Mid-States Division	Federal	096 1010 GENL Computers HW	V2017 50% FY	MACRS 5		0	0.01	0.01	0	0	0
050	096	Utility	MACRS 5	2023	050 Mid-States Division	State No E	096 1010 GENL Computers HW	V2017 50% FY	MACRS 5		0	0.01	0.01	0	0	0
050	096	Utility	MACRS 7	2023	050 Mid-States Division	Federal	096 1010 GENL Power Operated Equip	V2017 50% FY	MACRS 7		54072.43	25630.8	22198.84	2288.83	0	0
050	096	Utility	MACRS 7	2023	050 Mid-States Division	State No E	096 1010 GENL Power Operated Equip	V2017 50% FY	MACRS 7		54072.43	51261.6	44397.66	4577.66	0	0
050	096	Utility	MACRS 7	2023	050 Mid-States Division	Federal	096 1010 GENL Tools	V2017 50% FY	MACRS 7		57608.68	27307.01	23650.62	2438.52	0	0
050	096	Utility	MACRS 7	2023	050 Mid-States Division	State No E	096 1010 GENL Tools	V2017 50% FY	MACRS 7		57608.68	54614.03	47301.2	4877.03	0	0
050	009	Utility	NONE	2023	050 Mid-States Division	Federal	009 1010 DIST Land, Land Rights	V2017 FY	NONE		186455.35	177773.75	0	0	0	0
050	009	Utility	MACRS 39	2023	050 Mid-States Division	Federal	009 1010 GENL Structures	V2017 FY	MACRS 39 JAN	38353	1217.87	901.68	131.97	23.12	0	0
050	009	Utility	MACRS 39	2023	050 Mid-States Division	Federal	009 1010 GENL Structures	V2017 FY	MACRS 39 MAR	38412	162.56	60.4	8.59	1.55	0	0
050	009	Utility	MACRS 39	2023	050 Mid-States Division	Federal	009 1010 GENL Structures	V2017 FY	MACRS 39 AUG	38565	0	133.3	17.53	3.42	0	0
050	009	Utility	MACRS 39	2023	050 Mid-States Division	Federal	009 1010 GENL Structures	V2017 FY	MACRS 39 OCT	38626	5237.1	5292.1	808.48	135.69	0	0
050	009	Utility	MACRS 39	2023	050 Mid-States Division	Federal	009 1010 GENL Structures	V2017 FY	MACRS 39 NOV	38657	2151.32	2174.32	327.54	55.75	0	0
050	009	Utility	MACRS 39	2023	050 Mid-States Division	Federal	009 1010 GENL Structures	V2017 FY	MACRS 39 DEC	38687	17638.31	17295.13	2568.34	443.45	0	0
050	093	Utility	NONE	2023	050 Mid-States Division	Federal	093 1010 DIST Land, Land Rights	V2017 FY	NONE		105107.55	99607.88	0	0	0	0
050	093	Utility	NONE	2023	050 Mid-States Division	Federal	093 1010 DIST Land, Land Rights	V2017 FY	NONE		223501.2	216199.24	0	0	0	0
050	093	Utility	MACRS 39	2023	050 Mid-States Division	Federal	093 1010 GENL Structures	V2017 FY	MACRS 39 JAN	38353	12965.35	12292.24	1799.08	315.17	0	0
050	093	Utility	MACRS 39	2023	050 Mid-States Division	Federal	093 1010 GENL Structures	V2017 FY	MACRS 39 MAR	38412	381.55	165.43	23.51	4.24	0	0
050	093	Utility	MACRS 39	2023	050 Mid-States Division	Federal	093 1010 GENL Structures	V2017 FY	MACRS 39 JUN	38504	68645.65	64126.92	8700.74	1644.21	0	0
050	093	Utility	MACRS 39	2023	050 Mid-States Division	Federal	093 1010 GENL Structures	V2017 FY	MACRS 39 JUL	38534	184456.89	172314.3	23010.85	4418.14	0	0
050	093	Utility	MACRS 39	2023	050 Mid-States Division	Federal	093 1010 GENL Structures	V2017 FY	MACRS 39 AUG	38565	0	2747.14	361.02	70.44	0	0
050	093	Utility	MACRS 39	2023	050 Mid-States Division	Federal	093 1010 GENL Structures	V2017 FY	MACRS 39 AUG	38565	4248.01	4144.4	544.61	106.26	0	0
050	093	Utility	MACRS 39	2023	050 Mid-States Division	Federal	093 1010 GENL Structures	V2017 FY	MACRS 39 SEP	38596	22649.33	21555.56	2786.48	552.68	0	0
050	093	Utility	MACRS 39	2023	050 Mid-States Division	Federal	093 1010 GENL Structures	V2017 FY	MACRS 39 SEP	38596	-106.39	-42.74	-5.55	-1.1	0	0
050	093	Utility	MACRS 39	2023	050 Mid-States Division	Federal	093 1010 GENL Structures	V2017 FY	MACRS 39 OCT	38626	317.16	318.68	48.69	8.17	0	0
050	093	Utility	MACRS 39	2023	050 Mid-States Division	Federal	093 1010 GENL Structures	V2017 FY	MACRS 39 NOV	38657	-17.75	-14.69	-2.23	-0.38	0	0
050	093	Utility	MACRS 39	2023	050 Mid-States Division	Federal	093 1010 GENL Structures	V2017 FY	MACRS 39 DEC	38687	2987.92	2823.23	419.26	72.39	0	0
050	093	Utility	MACRS 39	2023	050 Mid-States Division	Federal	093 1010 GENL Structures	V2017 FY	MACRS 39 DEC	38687	10894.11	10293.44	1528.56	263.92	0	0
050	009	Utility	MACRS 15	2023	050 Mid-States Division	Federal	009 1010 DIST Mains	V2018 100% FY	MACRS 15		12380065.36	0	0	0	0	0
050	009	Utility	MACRS 15	2023	050 Mid-States Division	State No E	009 1010 DIST Mains	V2018 100% FY	MACRS 15		12380065.36	6935336.28	2613234.7	432071.45	0	0
050	009	Utility	MACRS 15	2023	050 Mid-States Division	Federal	009 1010 DIST Meas, Reg Sta	V2018 100% FY	MACRS 15		1292805.47	0	0	0	0	0
050	009	Utility	MACRS 15	2023	050 Mid-States Division	State No E	009 1010 DIST Meas, Reg Sta	V2018 100% FY	MACRS 15		1292805.47	1202748.69	453195.7	74931.24	0	0
050	009	Utility	MACRS 20	2023	050 Mid-States Division	Federal	009 1010 DIST Meas, Reg Sta (Ind)	V2018 100% FY	MACRS 20		28187.39	0	0	0	0	0
050	009	Utility	MACRS 20	2023	050 Mid-States Division	State No E	009 1010 DIST Meas, Reg Sta (Ind)	V2018 100% FY	MACRS 20		28187.39	27167.94	8024.31	1435.83	0	0
050	009	Utility	MACRS 20	2023	050 Mid-States Division	Federal	009 1010 DIST Meters & Regs	V2018 100% FY	MACRS 20		5062251.3	0	0	0	0	0
050	009	Utility	MACRS 20	2023	050 Mid-States Division	State No E	009 1010 DIST Meters & Regs	V2018 100% FY	MACRS 20		5062251.3	5750802.35	1698556.98	303929.9	0	0
050	009	Utility	MACRS 20	2023	050 Mid-States Division	Federal	009 1010 DIST Services	V2018 100% FY	MACRS 20		14137935.77	0	0	0	0	0
050	009	Utility	MACRS 20	2023	050 Mid-States Division	State No E	009 1010 DIST Services	V2018 100% FY	MACRS 20		14137935.77	2333848.13	689325.38	123343.87	0	0
050	009	Utility	MACRS 5	2023	050 Mid-States Division	Federal	009 1010 GENL Communication	V2018 100% FY	MACRS 5		3111.46	0	0	0	0	0
050	009	Utility	MACRS 5	2023	050 Mid-States Division	State No E	009 1010 GENL Communication	V2018 100% FY	MACRS 5		3111.46	2966.13	2795.29	170.84	0	0
050	009	Utility	MACRS 5	2023	050 Mid-States Division	Federal	009 1010 GENL Computers HW	V2018 100% FY	MACRS 5		0	0	0	0	0	0
050	009	Utility	MACRS 5	2023	050 Mid-States Division	State No E	009 1010 GENL Computers HW	V2018 100% FY	MACRS 5		0	0	0	0	0	0
050	009	Utility	MACRS 7	2023	050 Mid-States Division	Federal	009 1010 GENL Misc	V2018 100% FY	MACRS 7		107.98	0	0	0	0	0
050	009	Utility	MACRS 7	2023	050 Mid-States Division	State No E	009 1010 GENL Misc	V2018 100% FY	MACRS 7		107.98	103.63	80.5	9.24	0	0
050	009	Utility	MACRS 7	2023	050 Mid-States Division	Federal	009 1010 GENL Office 7	V2018 100% FY	MACRS 7		21425.23	0	0	0	0	0
050	009	Utility	MACRS 7	2023	050 Mid-States Division	State No E	009 1010 GENL Office 7	V2018 100% FY	MACRS 7		21425.23	20512.82	15936.4	1829.74	0	0
050	009	Utility	MACRS 7	2023	050 Mid-States Division	Federal	009 1010 GENL Tools	V2018 100% FY	MACRS 7		447812.79	0	0	0	0	0
050	009	Utility	MACRS 7	2023	050 Mid-States Division	State No E	009 1010 GENL Tools	V2018 100% FY	MACRS 7		447812.79	431633.79	335336.3	38501.73	0	0
050	009	Utility	MACRS 7	2023	050 Mid-States Division	Federal	009 1010 STOR Wells	V2018 100% FY	MACRS 7		-851.38	0	0	0	0	0
050	009	Utility	MACRS 7	2023	050 Mid-States Division	State No E	009 1010 STOR Wells	V2018 100% FY	MACRS 7		-851.38	-45.54	-35.38	-4.06	0	0
050	009	Utility	MACRS 15	2023	050 Mid-States Division	Federal	009 1010 TRAN Mains	V2018 100% FY	MACRS 15		0	0	0	0	0	0
050	009	Utility	MACRS 15	2023	050 Mid-States Division	State No E	009 1010 TRAN Mains	V2018 100% FY	MACRS 15		0	0	0	0	0	0
050	009	Utility	MACRS 15	2023	050 Mid-States Division	Federal	009 1010 TRAN Meas, Reg Sta Equip	V2018 100% FY	MACRS 15		56194.61	0	0	0	0	0
050	009	Utility	MACRS 15	2023	050 Mid-States Division	State No E	009 1010 TRAN Meas, Reg Sta Equip	V2018 100% FY	MACRS 15		56194.61	54300.6	20460.47	3382.93	0	0
050	091	Utility	SL 3	2023	050 Mid-States Division	Federal	091 1010 GENL Computers SW	V2018 100% FY	SL 3		43521.91	0	0	0	0	0
050	091	Utility	SL 3	2023	050 Mid-States Division	State No E	091 1010 GENL Computers SW	V2018 100% FY	SL 3		43521.91	42220.67	42220.67	0	0	0
050	091	Utility	MACRS 7	2023	050 Mid-States Division	Federal	091 1010 GENL Office 7	V2018 100% FY	MACRS 7		15143.8	0	0	0	0	0
050	091	Utility	MACRS 7	2023	050 Mid-States Division	State No E	091 1010 GENL Office 7	V2018 100% FY	MACRS 7		15143.8	9398.13	7301.4	838.31	0	0
050	093	Utility	MACRS 15	2023	050 Mid-States Division	Federal	093 1010 DIST Mains	V2018 100% FY	MACRS 15		16660899.48	0	0	0	0	0
050	093	Utility	MACRS 15	2023	050 Mid-States Division	State No E	093 1010 DIST Mains	V2018 100% FY	MACRS 15		16660899.48	13816194.84	5205942.21	860748.94	0	0
050	093	Utility	MACRS 15	2023	050 Mid-States Division	Federal	093 1010 DIST Meas, Reg Sta	V2018 100% FY	MACRS 15		923358.89	0	0	0	0	0
050	093	Utility	MACRS 15	2023	050 Mid-States Division	State No E	093 1010 DIST Meas, Reg Sta	V2018 100% FY	MACRS 15		923358.89	944102.46	355737.8	58817.58	0	0
050	093	Utility	MACRS 20	2023	050 Mid-States Division	Federal	093 1010 DIST Meas, Reg Sta (Ind)	V2018 100% FY	MACRS 20		83863.26	0	0	0	0	0
050	093	Utility	MACRS 20	2023	050 Mid-States Division	State No E	093 1010 DIST Meas, Reg Sta (Ind)	V2018 100% FY	MACRS 20		83863.26	80890.3	23891.76	4275.05	0	0
050	093	Utility	MACRS 20	2023	050 Mid-States Division	Federal	093 1010 DIST Meters & Regs	V2018 100% FY	MACRS 20		6273149.76	0	0	0	0	0
050	093	Utility	MACRS 20	2023	050 Mid-States Division	State No E	093 1010 DIST Meters & Regs	V2018 100% FY	MACRS 20		6273149.76	6262532.16	1849701.5	330974.82	0	0
050	093	Utility	MACRS 20	2023	050 Mid-States Division	Federal	093 1010 DIST Services	V2018 100% FY	MACRS 20		7663419.72	0	0	0	0	0
050	093	Utility	MACRS 20	2023	050 Mid-States Division	State No E	093 1010 DIST Services	V2018 100% FY	MACRS 20		7663419.72	5068894.1	1497148.57	267891.05	0	0
050	093	Utility	MACRS 5	2023	050 Mid-States Division	Federal	093 1010 GENL Computers HW	V2018 100% FY	MACRS 5		86989.19	0	0	0	0	0
050	093	Utility	MACRS 5	2023	050 Mid-States Division	State No E	093 1010 GENL Computers HW	V2018 100% FY	MACRS 5		86989.19	83527.43	78716.24	2405.59	0	-2405.6
050	093	Utility	MACRS 7	2023	050 Mid-States Division	Federal	093 1010 GENL Misc	V2018 100% FY	MACRS 7		57564.14	0	0	0	0	0
050	093	Utility	MACRS 7	2023	050 Mid-States Division	State No E	093 1010 GENL Misc	V2018 100% FY	MACRS 7		57564.14	55497.21	43115.78	4950.35	0	0
050	093	Utility	MACRS 7	2023	050 Mid-States Division	Federal	093 1010 GENL Office 7	V2018 100% FY	MACRS 7		43474.34	0	0	0	0	0
050	093	Utility	MACRS 7	2023	050 Mid-States Division	State No E	093 1010 GENL Office 7	V2018 100% FY	MACRS 7		43474.34	41766.02	32448.03	3725.53	0	0
050	093	Utility	MACRS 7	2023	050 Mid-States Division	Federal	093 1010 GENL Power Operated Equip	V2018 100% FY	MACRS 7		0	0	0	0	0	0
050	093	Utility	MACRS 7	2023	050 Mid-States Division	State No E	093 1010 GENL Power Operated Equip	V2018 100% FY	MACRS 7		0	0	0	0	0	0
050	093	Utility	MACRS 7	2023	050 Mid-States Division	Federal	093 1010 GENL Tools	V2018 100% FY	MACRS 7		340877.44	0	0	0	0	0

050	093	Utility	MACRS 7	2023	050 Mid-States Division	State No E	093 1010 GENL Tools	V2018 100% FY	MACRS 7		340877.44	322593.52	250622.9	28775.34	0	0
050	093	Utility	MACRS 5	2023	050 Mid-States Division	Federal	093 1010 GENL Transportation	V2018 100% FY	MACRS 5		24954.47	0	0	0	0	0
050	093	Utility	MACRS 5	2023	050 Mid-States Division	State No E	093 1010 GENL Transportation	V2018 100% FY	MACRS 5		24954.47	10601.21	9990.58	305.31	0	-305.32
050	093	Utility	MACRS 15	2023	050 Mid-States Division	Federal	093 1010 TRAN Mains	V2018 100% FY	MACRS 15		0	0	0	0	0	0
050	093	Utility	MACRS 15	2023	050 Mid-States Division	State No E	093 1010 TRAN Mains	V2018 100% FY	MACRS 15		0	0	0	0	0	0
050	096	Utility	MACRS 15	2023	050 Mid-States Division	Federal	096 1010 DIST Mains	V2018 100% FY	MACRS 15		1386886.01	0	0	0	0	0
050	096	Utility	MACRS 15	2023	050 Mid-States Division	State No E	096 1010 DIST Mains	V2018 100% FY	MACRS 15		1386886.01	995937.16	375269.13	62046.89	0	0
050	096	Utility	MACRS 15	2023	050 Mid-States Division	Federal	096 1010 DIST Mains	V2018 100% FY	MACRS 15		18837.34	0	0	0	0	0
050	096	Utility	MACRS 15	2023	050 Mid-States Division	State No E	096 1010 DIST Mains	V2018 100% FY	MACRS 15		18837.34	13695.06	5160.3	853.2	0	0
050	096	Utility	MACRS 15	2023	050 Mid-States Division	Federal	096 1010 DIST Meas, Reg Sta	V2018 100% FY	MACRS 15		-102920.51	0	0	0	0	0
050	096	Utility	MACRS 15	2023	050 Mid-States Division	State No E	096 1010 DIST Meas, Reg Sta	V2018 100% FY	MACRS 15		-102920.51	72823.5	27439.9	4536.9	0	0
050	096	Utility	MACRS 20	2023	050 Mid-States Division	Federal	096 1010 DIST Meters & Regs	V2018 100% FY	MACRS 20		315353.43	0	0	0	0	0
050	096	Utility	MACRS 20	2023	050 Mid-States Division	State No E	096 1010 DIST Meters & Regs	V2018 100% FY	MACRS 20		315353.43	453030.38	133807.06	23942.66	0	0
050	096	Utility	MACRS 20	2023	050 Mid-States Division	Federal	096 1010 DIST Services	V2018 100% FY	MACRS 20		2058306.22	0	0	0	0	0
050	096	Utility	MACRS 20	2023	050 Mid-States Division	State No E	096 1010 DIST Services	V2018 100% FY	MACRS 20		2058306.22	572235.52	169015.49	30242.65	0	0
050	096	Utility	MACRS 5	2023	050 Mid-States Division	Federal	096 1010 GENL Computers HW	V2018 100% FY	MACRS 5		1630.63	0	0	0	0	0
050	096	Utility	MACRS 5	2023	050 Mid-States Division	State No E	096 1010 GENL Computers HW	V2018 100% FY	MACRS 5		1630.63	1568.66	1478.31	45.18	0	-45.17
050	096	Utility	MACRS 7	2023	050 Mid-States Division	Federal	096 1010 GENL Tools	V2018 100% FY	MACRS 7		211066.37	0	0	0	0	0
050	096	Utility	MACRS 7	2023	050 Mid-States Division	State No E	096 1010 GENL Tools	V2018 100% FY	MACRS 7		211066.37	203316.14	157956.3	18135.8	0	0
050	009	Utility	MACRS 15	2023	050 Mid-States Division	Federal	009 1010 DIST Mains	V2018 50% FY	MACRS 15		24258380.08	6663940.18	2510972.66	415163.47	0	0
050	009	Utility	MACRS 15	2023	050 Mid-States Division	State No E	009 1010 DIST Mains	V2018 50% FY	MACRS 15		24258380.08	13327880.36	5021945.32	830326.95	0	0
050	009	Utility	MACRS 15	2023	050 Mid-States Division	Federal	009 1010 DIST Meas, Reg Sta	V2018 50% FY	MACRS 15		5813129.14	2703288.19	1018598.99	168414.85	0	0
050	009	Utility	MACRS 15	2023	050 Mid-States Division	State No E	009 1010 DIST Meas, Reg Sta	V2018 50% FY	MACRS 15		5813129.14	5406576.37	2037197.98	336829.71	0	0
050	009	Utility	MACRS 20	2023	050 Mid-States Division	Federal	009 1010 DIST Meters & Regs	V2018 50% FY	MACRS 20		2824.93	1624.65	479.85	85.86	0	0
050	009	Utility	MACRS 20	2023	050 Mid-States Division	State No E	009 1010 DIST Meters & Regs	V2018 50% FY	MACRS 20		2824.93	3249.3	959.72	171.73	0	0
050	009	Utility	MACRS 20	2023	050 Mid-States Division	Federal	009 1010 DIST Services	V2018 50% FY	MACRS 20		464.27	37.72	11.13	1.99	0	0
050	009	Utility	MACRS 20	2023	050 Mid-States Division	State No E	009 1010 DIST Services	V2018 50% FY	MACRS 20		464.27	75.44	22.29	3.99	0	0
050	009	Utility	MACRS 5	2023	050 Mid-States Division	Federal	009 1010 GENL Communication	V2018 50% FY	MACRS 5		82314.73	38955.11	36711.3	2243.81	0	0
050	009	Utility	MACRS 5	2023	050 Mid-States Division	State No E	009 1010 GENL Communication	V2018 50% FY	MACRS 5		82314.73	77910.21	73422.59	4487.62	0	0
050	009	Utility	MACRS 15	2023	050 Mid-States Division	Federal	009 1010 TRAN Mains	V2018 50% FY	MACRS 15		309341.6	285318.6	107508.05	17775.35	0	0
050	009	Utility	MACRS 15	2023	050 Mid-States Division	State No E	009 1010 TRAN Mains	V2018 50% FY	MACRS 15		309341.6	570637.2	215016.09	35550.7	0	0
050	093	Utility	MACRS 15	2023	050 Mid-States Division	Federal	093 1010 DIST Mains	V2018 50% FY	MACRS 15		6280920.08	2598348.26	979057.62	161877.1	0	0
050	093	Utility	MACRS 15	2023	050 Mid-States Division	State No E	093 1010 DIST Mains	V2018 50% FY	MACRS 15		6280920.08	5196696.52	1958115.25	323754.19	0	0
050	093	Utility	MACRS 15	2023	050 Mid-States Division	Federal	093 1010 DIST Meas, Reg Sta	V2018 50% FY	MACRS 15		1670772.15	849978.34	320271.84	52953.65	0	0
050	093	Utility	MACRS 15	2023	050 Mid-States Division	State No E	093 1010 DIST Meas, Reg Sta	V2018 50% FY	MACRS 15		1670772.15	1699956.68	640543.67	105907.3	0	0
050	093	Utility	MACRS 20	2023	050 Mid-States Division	Federal	093 1010 DIST Meters & Regs	V2018 50% FY	MACRS 20		1086057.28	541625.25	159974.44	28624.89	0	0
050	093	Utility	MACRS 20	2023	050 Mid-States Division	State No E	093 1010 DIST Meters & Regs	V2018 50% FY	MACRS 20		1086057.28	1083250.5	319948.86	57249.79	0	0
050	093	Utility	MACRS 7	2023	050 Mid-States Division	Federal	093 1010 GENL Misc	V2018 50% FY	MACRS 7		24603.59	11906.55	9250.2	1062.06	0	0
050	093	Utility	MACRS 7	2023	050 Mid-States Division	State No E	093 1010 GENL Misc	V2018 50% FY	MACRS 7		24603.59	23813.1	18500.4	2124.13	0	0
050	096	Utility	MACRS 15	2023	050 Mid-States Division	Federal	096 1010 DIST Mains	V2018 50% FY	MACRS 15		179035.1	62693.05	23622.74	3905.78	0	0
050	096	Utility	MACRS 15	2023	050 Mid-States Division	State No E	096 1010 DIST Mains	V2018 50% FY	MACRS 15		179035.1	125386.11	47245.49	7811.55	0	0
050	096	Utility	MACRS 15	2023	050 Mid-States Division	Federal	096 1010 DIST Meas, Reg Sta	V2018 50% FY	MACRS 15		23409.23	-8771.04	-3304.92	-546.44	0	0
050	096	Utility	MACRS 15	2023	050 Mid-States Division	State No E	096 1010 DIST Meas, Reg Sta	V2018 50% FY	MACRS 15		23409.23	-17542.08	-6609.86	-1092.87	0	0
050	009	Utility	NONE	2023	050 Mid-States Division	Federal	009 1010 DIST Land, Land Rights	V2018 FY	NONE		930138.24	732244.07	0	0	0	0
050	009	Utility	MACRS 39	2023	050 Mid-States Division	Federal	009 1010 GENL Structures	V2018 FY	MACRS 39 MAY	38473	14434.58	13709.16	1537.88	351.5	0	0
050	009	Utility	MACRS 39	2023	050 Mid-States Division	Federal	009 1010 GENL Structures	V2018 FY	MACRS 39 JUN	38504	56245.92	53743.02	5913.88	1377.97	0	0
050	009	Utility	MACRS 39	2023	050 Mid-States Division	Federal	009 1010 GENL Structures	V2018 FY	MACRS 39 JUL	38534	0	0	0	0	0	0
050	009	Utility	MACRS 39	2023	050 Mid-States Division	Federal	009 1010 GENL Structures	V2018 FY	MACRS 39 AUG	38565	0	878.33	92.9	22.52	0	0
050	009	Utility	MACRS 39	2023	050 Mid-States Division	Federal	009 1010 GENL Structures	V2018 FY	MACRS 39 SEP	38596	647164.04	642870.86	66620.71	16483.21	0	0
050	009	Utility	MACRS 39	2023	050 Mid-States Division	Federal	009 1010 GENL Structures	V2018 FY	MACRS 39 NOV	38657	68103.16	64680.58	8085.07	1658.41	0	0
050	093	Utility	NONE	2023	050 Mid-States Division	Federal	093 1010 DIST Land, Land Rights	V2018 FY	NONE		536462.23	519155.75	0	0	0	0
050	093	Utility	MACRS 39	2023	050 Mid-States Division	Federal	093 1010 DIST Structures	V2018 FY	MACRS 39 AUG	38565	0	1.02	0.12	0.03	0	0
050	093	Utility	MACRS 39	2023	050 Mid-States Division	Federal	093 1010 DIST Structures	V2018 FY	MACRS 39 OCT	38626	51157.75	49307.83	6268.49	1264.25	0	0
050	093	Utility	MACRS 39	2023	050 Mid-States Division	Federal	093 1010 DIST Structures	V2018 FY	MACRS 39 NOV	38657	-7.94	-8.21	-1.02	-0.21	0	0
050	093	Utility	MACRS 39	2023	050 Mid-States Division	Federal	093 1010 DIST Structures	V2018 FY	MACRS 39 DEC	38687	5.7	6.57	0.81	0.17	0	0
050	093	Utility	MACRS 39	2023	050 Mid-States Division	Federal	093 1010 GENL Structures	V2018 FY	MACRS 39 JAN	38353	0	0	0	0	0	0
050	093	Utility	MACRS 39	2023	050 Mid-States Division	Federal	093 1010 GENL Structures	V2018 FY	MACRS 39 MAY	38473	13460.01	12785.85	1434.32	327.83	0	0
050	093	Utility	MACRS 39	2023	050 Mid-States Division	Federal	093 1010 GENL Structures	V2018 FY	MACRS 39 JUN	38504	6419.79	6203.68	682.64	159.06	0	0
050	093	Utility	MACRS 39	2023	050 Mid-States Division	Federal	093 1010 GENL Structures	V2018 FY	MACRS 39 JUL	38534	21394.55	20365.51	2197.43	522.17	0	0
050	093	Utility	MACRS 39	2023	050 Mid-States Division	Federal	093 1010 GENL Structures	V2018 FY	MACRS 39 AUG	38565	98815.94	95239.49	10073.48	2441.94	0	0
050	093	Utility	MACRS 39	2023	050 Mid-States Division	Federal	093 1010 GENL Structures	V2018 FY	MACRS 39 SEP	38596	576008.51	569968.71	59065.87	14614	0	0
050	093	Utility	MACRS 39	2023	050 Mid-States Division	Federal	093 1010 GENL Structures	V2018 FY	MACRS 39 OCT	38626	92969.69	90013.5	11443.43	2307.95	0	0
050	093	Utility	MACRS 39	2023	050 Mid-States Division	Federal	093 1010 GENL Structures	V2018 FY	MACRS 39 NOV	38657	1985.3	1889.64	236.2	48.45	0	0
050	093	Utility	MACRS 39	2023	050 Mid-States Division	Federal	093 1010 GENL Structures	V2018 FY	MACRS 39 DEC	38687	-28.36	-19.68	-2.4	-0.5	0	0
050	096	Utility	MACRS 39	2023	050 Mid-States Division	Federal	096 1010 GENL Structures	V2018 FY	MACRS 39 JAN	38353	4724.49	4495.21	542.67	115.26	0	0
050	096	Utility	MACRS 39	2023	050 Mid-States Division	Federal	096 1010 GENL Structures	V2018 FY	MACRS 39 MAR	38412	-263.78	-173.6	-20.21	-4.45	0	0
050	096	Utility	MACRS 39	2023	050 Mid-States Division	Federal	096 1010 GENL Structures	V2018 FY	MACRS 39 AUG	38565	0	18.37	1.94	0.47	0	0
050	009	Utility	NONE	2023	050 Mid-States Division	Federal	009 1010 DIST Land, Land Rights	V2019 FY	NONE		681296.11	638101.93	0	0	0	0
050	009	Utility	MACRS 15	2023	050 Mid-States Division	Federal	009 1010 DIST Mains	V2019 FY	MACRS 15		74456243.6	54851761.53	16866916.68	3801227.07	0	0
050	009	Utility	MACRS 15	2023	050 Mid-States Division	Federal	009 1010 DIST Meas, Reg Sta	V2019 FY	MACRS 15		6388260.81	6991960.76	2150027.93	484542.88	0	0
050	009	Utility	MACRS 20	2023	050 Mid-States Division	Federal	009 1010 DIST Meas, Reg Sta (Ind)	V2019 FY	MACRS 20		38588.5	37108.64	8840.38	2120.02	0	0
050	009	Utility	MACRS 20	2023	050 Mid-States Division	Federal	009 1010 DIST Meters & Regs	V2019 FY	MACRS 20		6373390.88	9795531.02	2333589.35	559618.69	0	0
050	009	Utility	MACRS 20	2023	050 Mid-States Division	Federal	009 1010 DIST Services	V2019 FY	MACRS 20		14490350.29	3301373.67	786486.25	188607.48	0	0
050	009	Utility	MACRS 39	2023	050 Mid-States Division	Federal	009 1010 DIST Structures	V2019 FY	MACRS 39 SEP	38596	84703.28	80131.94	6249.48	2054.58	0	0
050	009	Utility	MACRS 5	2023	050 Mid-States Division	Federal	009 1010 GENL Communication	V2019 FY	MACRS 5		8585.77	8157.25	6747.68	939.72	0	0
050	009	Utility	MACRS 5	2023	050 Mid-States Division	Federal	009 1010 GENL Computers HW	V2019 FY	MACRS 5		131312.41	124069.67	102630.43	8420.54	0	-11744.57
050	009	Utility	MACRS 7	2023	050 Mid-States Division	Federal	009 1010 GENL Misc	V2019 FY	MACRS 7		16809.26	15984.91	10991.22	1427.45	0	0
050	009	Utility	MACRS 7	2023	050 Mid-States Division	Federal	009 1010 GENL Office 7	V2019 FY	MACRS 7		14624.25	13898.39	9556.54	1241.13	0	0
050	009	Utility	MACRS 7	2023	050 Mid-States Division	Federal	009 1010 GENL Power Operated Equip	V2019 FY	MACRS 7		0	0	0	0	0	0
050	009	Utility	MACRS 39	2023	050 Mid-States Division	Federal	009 1010 GENL Structures	V2019 FY	MACRS 39 FEB	38384	100716.15	95070.34	8836.78	2437.6	0	0
050	009	Utility	MACRS 39	2023	050 Mid-States Division	Federal	009 1010 GENL Structures	V2019 FY	MACRS 39 MAR	38412	6153.14	5808.22	527.44	148.92	0	0
050	009	Utility	MACRS 39	2023	050 Mid-States Division	Federal	009 1010 GENL Structures	V2019 FY	MACRS 39 APR	38443	9972.6	9413.58	834.69	241.36	0	0
050	009	Utility	MACRS 39	2023	050 Mid-States Division	Federal	009 1010 GENL Structures	V2019 FY	MACRS 39 MAY	38473	0	0	0	0	0	0
050	009	Utility	MACRS 39	2023	050 Mid-States Division	Federal	009 1010 GENL Structures	V2019 FY	MACRS 39 JUN	38504	78972.89	74545.93	6291.68	1911.36	0	0
050	009	Utility	MACRS 39	2023	050 Mid-States Division	Federal	009 1010 GENL Structures	V2019 FY	MACRS 39 AUG	38565	0	945.98	75.79	24.25	0	0
050	009	Utility	MACRS 39	2023	050 Mid-States Division	Federal	009 1010 GENL Structures	V2019 FY	MACRS 39 SEP	38596	30171.54	28554.39	2226.94	732.13	0	0
050	009	Utility	MACRS 39	2023	050 Mid-States Division	Federal	009 1010 GENL Structures	V2019 FY	MACRS 39 NOV	38657	0	0	0	0	0	0
050	009	Utility	MACRS 7	2023	050 Mid-States Division	Federal	009 1010 GENL Structures 7	V2019 FY	MACRS 7		0	0	0	0	0	0
050	009	Utility	MACRS 7	2023	050 Mid-States Division	Federal	009 1010 GENL Tools	V2019 FY	MACRS 7		752610.37	715074.1	491684.96	63856.12	0	0
050	009	Utility	MACRS 5	2023	050 Mid-States Division	Federal	009 1010 GENL Transportation	V2019 FY	MACRS 5		28127.11	25645.54	21213.99	2954.37	0	0
050	009	Utility	MACRS 7	2023	050 Mid-States Division	Federal	009 1010 STOR Equipment	V2019 FY	MACRS 7		411963.34	389163.79	267589.03	34752.33	0	0
050	009	Utility	MACRS 7	2023	050 Mid-States Division	Federal	009 1010 STOR Lines	V2019 FY	MACRS 7		0	0	0	0	0	0

050	009	Utility	MACRS 7	2023	050 Mid-States Division	Federal	009 1010 STOR Wells	V2019 FY	MACRS 7		730934.34	740649.27	509270.44	66139.98	0	0
050	009	Utility	MACRS 15	2023	050 Mid-States Division	Federal	009 1010 TRAN Mains	V2019 FY	MACRS 15		2145971.91	2082308.48	640309.86	144303.98	0	0
050	009	Utility	MACRS 15	2023	050 Mid-States Division	Federal	009 1010 TRAN Meas, Reg Sta Equip	V2019 FY	MACRS 15		529007.81	496347.27	152626.78	34396.87	0	0
050	009	NSC	NONE	2023	050 Mid-States Division	Federal	009 1019 DIST Land, Land Rights	V2019 FY	NONE		-15.45	-15.45	0	0	0	0
050	009	NSC	MACRS 15	2023	050 Mid-States Division	Federal	009 1019 DIST Mains	V2019 FY	MACRS 15		-11589.22	-10778.87	-3314.49	-746.98	0	0
050	009	NSC	MACRS 15	2023	050 Mid-States Division	Federal	009 1019 DIST Meas, Reg Sta	V2019 FY	MACRS 15		-1129.6	-1127.78	-346.8	-78.16	0	0
050	009	NSC	MACRS 20	2023	050 Mid-States Division	Federal	009 1019 DIST Meas, Reg Sta (Ind)	V2019 FY	MACRS 20		0.82	0.82	0.19	0.05	0	0
050	009	NSC	MACRS 20	2023	050 Mid-States Division	Federal	009 1019 DIST Meters & Regs	V2019 FY	MACRS 20		-3249.27	-10588.91	-2522.59	-604.94	0	0
050	009	NSC	MACRS 20	2023	050 Mid-States Division	Federal	009 1019 DIST Services	V2019 FY	MACRS 20		-15832.54	-10186.84	-2426.82	-581.97	0	0
050	009	NSC	MACRS 39	2023	050 Mid-States Division	Federal	009 1019 DIST Structures	V2019 FY	MACRS 39 SEP	38596	-8.2	-8.2	-0.64	-0.21	0	0
050	009	NSC	MACRS 7	2023	050 Mid-States Division	Federal	009 1019 STOR Equipment	V2019 FY	MACRS 7		-1.9	-1.9	-1.31	-0.17	0	0
050	009	NSC	MACRS 15	2023	050 Mid-States Division	Federal	009 1019 TRAN Mains	V2019 FY	MACRS 15		-1752.08	-1384.23	-425.65	-95.93	0	0
050	009	NSC	MACRS 15	2023	050 Mid-States Division	Federal	009 1019 TRAN Meas, Reg Sta Equip	V2019 FY	MACRS 15		-25.09	-25.05	-7.7	-1.74	0	0
050	091	Utility	MACRS 5	2023	050 Mid-States Division	Federal	091 1010 GENL Computers HW	V2019 FY	MACRS 5		23903.89	16543.67	13684.91	1905.83	0	0
050	091	Utility	MACRS 7	2023	050 Mid-States Division	Federal	091 1010 GENL Structures 7	V2019 FY	MACRS 7		0	0	0	0	0	0
050	091	Utility	MACRS 7	2023	050 Mid-States Division	Federal	091 1010 GENL Tools	V2019 FY	MACRS 7		58839.38	57153.3	39298.61	5103.79	0	0
050	093	Utility	MACRS 15	2023	050 Mid-States Division	Federal	093 1010 DIST Land, Land Rights	V2019 FY	MACRS 15		386427.02	371295.62	114173.4	25730.79	0	0
050	093	Utility	NONE	2023	050 Mid-States Division	Federal	093 1010 DIST Land, Land Rights	V2019 FY	NONE		1823123.36	1739527.76	0	0	0	0
050	093	Utility	MACRS 15	2023	050 Mid-States Division	Federal	093 1010 DIST Mains	V2019 FY	MACRS 15		33951071.21	23487118.82	7222289.04	1627657.33	0	0
050	093	Utility	MACRS 15	2023	050 Mid-States Division	Federal	093 1010 DIST Meas, Reg Sta	V2019 FY	MACRS 15		6232648.13	6539548.26	2010911.09	453190.69	0	0
050	093	Utility	MACRS 20	2023	050 Mid-States Division	Federal	093 1010 DIST Meas, Reg Sta (Ind)	V2019 FY	MACRS 20		62329.16	62075.36	14788.21	3546.37	0	0
050	093	Utility	MACRS 20	2023	050 Mid-States Division	Federal	093 1010 DIST Meters & Regs	V2019 FY	MACRS 20		5101368.13	4966061.11	1183064.73	283711.07	0	0
050	093	Utility	MACRS 20	2023	050 Mid-States Division	Federal	093 1010 DIST Services	V2019 FY	MACRS 20		10385946	5886162.69	1402260.53	336276.47	0	0
050	093	Utility	MACRS 39	2023	050 Mid-States Division	Federal	093 1010 DIST Structures	V2019 FY	MACRS 39 SEP	38596	2033.87	1959.33	152.82	50.24	0	0
050	093	Utility	MACRS 5	2023	050 Mid-States Division	Federal	093 1010 GENL Computers HW	V2019 FY	MACRS 5		80601	77389.8	64016.83	8049.58	0	-1731.45
050	093	Utility	NONE	2023	050 Mid-States Division	Federal	093 1010 GENL Land	V2019 FY	NONE		24503.02	24503.02	0	0	0	0
050	093	Utility	MACRS 7	2023	050 Mid-States Division	Federal	093 1010 GENL Misc	V2019 FY	MACRS 7		91842.28	88489.43	60845.33	7902.11	0	0
050	093	Utility	MACRS 7	2023	050 Mid-States Division	Federal	093 1010 GENL Office 7	V2019 FY	MACRS 7		214691.2	207185.03	142460.42	18501.62	0	0
050	093	Utility	MACRS 39	2023	050 Mid-States Division	Federal	093 1010 GENL Structures	V2019 FY	MACRS 39 JAN	38353	1978.87	1958.3	186.19	50.21	0	0
050	093	Utility	MACRS 39	2023	050 Mid-States Division	Federal	093 1010 GENL Structures	V2019 FY	MACRS 39 FEB	38384	1072.07	1060.93	98.61	27.2	0	0
050	093	Utility	MACRS 39	2023	050 Mid-States Division	Federal	093 1010 GENL Structures	V2019 FY	MACRS 39 MAR	38412	161757.41	160075.6	14536.47	4104.34	0	0
050	093	Utility	MACRS 39	2023	050 Mid-States Division	Federal	093 1010 GENL Structures	V2019 FY	MACRS 39 APR	38443	63.4	62.74	5.57	1.61	0	0
050	093	Utility	MACRS 39	2023	050 Mid-States Division	Federal	093 1010 GENL Structures	V2019 FY	MACRS 39 MAY	38473	0	0	0	0	0	0
050	093	Utility	MACRS 39	2023	050 Mid-States Division	Federal	093 1010 GENL Structures	V2019 FY	MACRS 39 JUN	38504	67144.83	66446.71	5608.09	1703.69	0	0
050	093	Utility	MACRS 39	2023	050 Mid-States Division	Federal	093 1010 GENL Structures	V2019 FY	MACRS 39 JUL	38534	35759.72	35387.92	2911.02	907.35	0	0
050	093	Utility	MACRS 39	2023	050 Mid-States Division	Federal	093 1010 GENL Structures	V2019 FY	MACRS 39 AUG	38565	21590.22	22837.18	1829.96	585.55	0	0
050	093	Utility	MACRS 39	2023	050 Mid-States Division	Federal	093 1010 GENL Structures	V2019 FY	MACRS 39 SEP	38596	1659727.3	1642683.63	128112.9	42118.41	0	0
050	093	Utility	MACRS 39	2023	050 Mid-States Division	Federal	093 1010 GENL Structures	V2019 FY	MACRS 39 OCT	38626	150246.62	149485.59	15171.29	3832.81	0	0
050	093	Utility	MACRS 39	2023	050 Mid-States Division	Federal	093 1010 GENL Structures	V2019 FY	MACRS 39 NOV	38657	16412.82	16242.18	1613.82	416.45	0	0
050	093	Utility	MACRS 39	2023	050 Mid-States Division	Federal	093 1010 GENL Structures	V2019 FY	MACRS 39 DEC	38687	2339.26	2314.94	225.07	59.36	0	0
050	093	Utility	MACRS 7	2023	050 Mid-States Division	Federal	093 1010 GENL Tools	V2019 FY	MACRS 7		433952.48	418612.91	287838.23	37382.13	0	0
050	093	Utility	MACRS 5	2023	050 Mid-States Division	Federal	093 1010 GENL Tools	V2019 FY	MACRS 5		14686.63	13390.88	11076.93	1542.63	0	0
050	093	Utility	MACRS 5	2023	050 Mid-States Division	Federal	093 1010 GENL Transportation	V2019 FY	MACRS 5		2939.44	-12817.91	-10602.97	-1476.42	0	0.4
050	093	NSC	MACRS 15	2023	050 Mid-States Division	Federal	093 1019 DIST Mains	V2019 FY	MACRS 15		-6796.22	-3865.96	-1188.79	-267.91	0	0
050	093	NSC	MACRS 15	2023	050 Mid-States Division	Federal	093 1019 DIST Meas, Reg Sta	V2019 FY	MACRS 15		14.61	14.58	4.49	1.01	0	0
050	093	NSC	MACRS 20	2023	050 Mid-States Division	Federal	093 1019 DIST Meas, Reg Sta (Ind)	V2019 FY	MACRS 20		-127.3	-127.02	-30.26	-7.26	0	0
050	093	NSC	MACRS 20	2023	050 Mid-States Division	Federal	093 1019 DIST Meters & Regs	V2019 FY	MACRS 20		-3638.73	-3643.99	-868.11	-208.18	0	0
050	093	NSC	MACRS 20	2023	050 Mid-States Division	Federal	093 1019 DIST Services	V2019 FY	MACRS 20		-11072.88	-4782.4	-1139.31	-273.22	0	0
050	093	NSC	MACRS 7	2023	050 Mid-States Division	Federal	093 1019 GENL Tools	V2019 FY	MACRS 7		0	0	0	0	0	0
050	096	Utility	MACRS 15	2023	050 Mid-States Division	Federal	096 1010 DIST Mains	V2019 FY	MACRS 15		2388964.67	-262238.61	-80638.37	-18173.14	0	0
050	096	Utility	MACRS 15	2023	050 Mid-States Division	Federal	096 1010 DIST Meas, Reg Sta	V2019 FY	MACRS 15		101260.15	94981.17	29206.71	6582.2	0	0
050	096	Utility	MACRS 20	2023	050 Mid-States Division	Federal	096 1010 DIST Meters & Regs	V2019 FY	MACRS 20		1055715.19	1192192.31	284015.97	68109.95	0	0
050	096	Utility	MACRS 20	2023	050 Mid-States Division	Federal	096 1010 DIST Services	V2019 FY	MACRS 20		1272488.81	953136.67	227065.76	54452.7	0	0
050	096	Utility	MACRS 5	2023	050 Mid-States Division	Federal	096 1010 GENL Computers HW	V2019 FY	MACRS 5		14804.4	14083.2	11649.62	1581.8	0	-81.17
050	096	Utility	MACRS 7	2023	050 Mid-States Division	Federal	096 1010 GENL Tools	V2019 FY	MACRS 7		46677.79	44576.08	30650.51	3980.64	0	0
050	096	NSC	MACRS 15	2023	050 Mid-States Division	Federal	096 1019 DIST Mains	V2019 FY	MACRS 15		-1681.09	-1011.51	-311.04	-70.1	0	0
050	096	NSC	MACRS 20	2023	050 Mid-States Division	Federal	096 1019 DIST Meters & Regs	V2019 FY	MACRS 20		-647.6	-640.74	-152.65	-36.61	0	0
050	096	NSC	MACRS 20	2023	050 Mid-States Division	Federal	096 1019 DIST Services	V2019 FY	MACRS 20		-1675.62	-1243.29	-296.18	-71.03	0	0
050	009	Utility	NONE	2023	050 Mid-States Division	Federal	009 1010 DIST Land, Land Rights	V2020 FY	NONE		-29600.29	-28568	0	0	0	0
050	009	Utility	MACRS 15	2023	050 Mid-States Division	Federal	009 1010 DIST Mains	V2020 FY	MACRS 15		24652079.9	9180870.77	2116190.71	706927.05	0	0
050	009	Utility	MACRS 15	2023	050 Mid-States Division	Federal	009 1010 DIST Meas, Reg Sta	V2020 FY	MACRS 15		1147036.79	1428030.09	329160.93	109958.32	0	0
050	009	Utility	MACRS 20	2023	050 Mid-States Division	Federal	009 1010 DIST Meas, Reg Sta (Ind)	V2020 FY	MACRS 20		36108.91	34759.57	6133.67	2147.1	0	0
050	009	Utility	MACRS 20	2023	050 Mid-States Division	Federal	009 1010 DIST Meters & Regs	V2020 FY	MACRS 20		7330647.1	8550923.28	1508895.92	528190.53	0	0
050	009	Utility	MACRS 20	2023	050 Mid-States Division	Federal	009 1010 DIST Services	V2020 FY	MACRS 20		17785031.91	7142311.7	1260332.32	441180.59	0	0
050	009	Utility	MACRS 39	2023	050 Mid-States Division	Federal	009 1010 DIST Structures	V2020 FY	MACRS 39 FEB	38384	-86100.33	-83049.2	-5590.04	-2129.38	0	0
050	009	Utility	MACRS 39	2023	050 Mid-States Division	Federal	009 1010 DIST Structures	V2020 FY	MACRS 39 OCT	38626	1316.44	1266.16	96.03	32.46	0	0
050	009	Utility	MACRS 39	2023	050 Mid-States Division	Federal	009 1010 DIST Structures	V2020 FY	MACRS 39 NOV	38657	42.86	41.22	3.04	1.06	0	0
050	009	Utility	MACRS 39	2023	050 Mid-States Division	Federal	009 1010 DIST Structures	V2020 FY	MACRS 39 DEC	38687	37.75	36.3	2.6	0.93	0	0
050	009	Utility	MACRS 5	2023	050 Mid-States Division	Federal	009 1010 GENL Computers HW	V2020 FY	MACRS 5		341038.42	327886.44	233455.15	37772.52	0	0
050	009	Utility	MACRS 39	2023	050 Mid-States Division	Federal	009 1010 GENL Structures	V2020 FY	MACRS 39 JAN	38353	4910.59	4732.91	328.65	121.35	0	0
050	009	Utility	MACRS 39	2023	050 Mid-States Division	Federal	009 1010 GENL Structures	V2020 FY	MACRS 39 FEB	38384	0	0	0	0	0	0
050	009	Utility	MACRS 39	2023	050 Mid-States Division	Federal	009 1010 GENL Structures	V2020 FY	MACRS 39 MAR	38412	131.09	126.35	8.24	3.24	0	0
050	009	Utility	MACRS 39	2023	050 Mid-States Division	Federal	009 1010 GENL Structures	V2020 FY	MACRS 39 APR	38443	10192.8	9824	619.21	251.89	0	0
050	009	Utility	MACRS 39	2023	050 Mid-States Division	Federal	009 1010 GENL Structures	V2020 FY	MACRS 39 JUN	38504	176877.15	170477.17	10017.23	4371.03	0	0
050	009	Utility	MACRS 39	2023	050 Mid-States Division	Federal	009 1010 GENL Structures	V2020 FY	MACRS 39 JUL	38534	13632.87	13139.59	743.97	336.9	0	0
050	009	Utility	MACRS 39	2023	050 Mid-States Division	Federal	009 1010 GENL Structures	V2020 FY	MACRS 39 AUG	38565	7534.96	7262.32	395.73	186.21	0	0
050	009	Utility	MACRS 39	2023	050 Mid-States Division	Federal	009 1010 GENL Structures	V2020 FY	MACRS 39 SEP	38596	6843.41	6595.8	345.3	169.12	0	0
050	009	Utility	MACRS 39	2023	050 Mid-States Division	Federal	009 1010 GENL Structures	V2020 FY	MACRS 39 NOV	38657	23439.62	22591.5	1665.45	579.25	0	0
050	009	Utility	MACRS 39	2023	050 Mid-States Division	Federal	009 1010 GENL Structures	V2020 FY	MACRS 39 DEC	38687	42480.17	40943.11	2930.71	1049.78	0	0
050	009	Utility	MACRS 7	2023	050 Mid-States Division	Federal	009 1010 GENL Tools	V2020 FY	MACRS 7		671478.84	650820.47	366216.68	81287.48	0	0
050	009	Utility	MACRS 7	2023	050 Mid-States Division	Federal	009 1010 STOR Equipment	V2020 FY	MACRS 7		3466.03	8033.65	4520.54	1003.4	0	0
050	009	Utility	MACRS 15	2023	050 Mid-States Division	Federal	009 1010 TRAN Mains	V2020 FY	MACRS 15		-215556.26	23831.53	5493.18	1835.03	0	0
050	009	Utility	MACRS 15	2023	050 Mid-States Division	Federal	009 1010 TRAN Meas, Reg Sta Equip	V2020 FY	MACRS 15		684924.55	650260.62	149885.07	50070.07	0	0
050	009	NSC	NONE	2023	050 Mid-States Division	Federal	009 1019 DIST Land, Land Rights	V2020 FY	NONE		10.76	10.76	0	0	0	0
050	009	NSC	MACRS 15	2023	050 Mid-States Division	Federal	009 1019 DIST Mains	V2020 FY	MACRS 15		-180088.64	-109675.23	-25280.14	-8444.99	0	0
050	009	NSC	MACRS 15	2023	050 Mid-States Division	Federal	009 1019 DIST Meas, Reg Sta	V2020 FY	MACRS 15		-8206.48	-8182.21	-1886	-630.03	0	0
050	009	NSC	MACRS 20	2023	050 Mid-States Division	Federal	009 1019 DIST Meas, Reg Sta (Ind)	V2020 FY	MACRS 20		-1921.08	-1915.4	-337.99	-118.31	0	0
050	009	NSC	MACRS 20	2023	050 Mid-States Division	Federal	009 1019 DIST Meters & Regs	V2020 FY	MACRS 20		-88837.99	-110024.01	-19414.83	-6796.18	0	0
050	009	NSC	MACRS 20	2023	050 Mid-States Division	Federal	009 1019 DIST Services	V2020 FY	MACRS 20		-339361.73	-302846.29	-53440.26	-18706.82	0	0
050	009	NSC	MACRS 39	2023	050 Mid-States Division	Federal	009 1019 DIST Structures	V2020 FY	MACRS 39 FEB	38384	8.2	8.2	0.55	0.21	0	0
050	009	NSC	MACRS 7	2023	050 Mid-States Division	Federal	009 1019 GENL Tools	V2020 FY	MACRS 7		-140.26	-140.26	-78.92	-17.52	0	0
050	009	NSC	MACRS 7	2023	050 Mid-States Division	Federal	009 1019 STOR Equipment	V2020 FY	MACRS 7		0	0	0	0	0	0

050	009	NSC	MACRS 15	2023	050 Mid-States Division	Federal	009 1019 TRAN Mains	V2020 FY	MACRS 15		-450.07	-219.71	-50.65	-16.92	0	0
050	009	NSC	MACRS 15	2023	050 Mid-States Division	Federal	009 1019 TRAN Meas, Reg Sta Equip	V2020 FY	MACRS 15		-1090.57	-7459.53	-1719.43	-574.38	0	0
050	091	Utility	MACRS 5	2023	050 Mid-States Division	Federal	091 1010 GENL Computers HW	V2020 FY	MACRS 5		4362.55	4156.75	2959.61	478.86	0	0
050	091	Utility	MACRS 7	2023	050 Mid-States Division	Federal	091 1010 GENL Office 7	V2020 FY	MACRS 7		2457.03	2384.71	1341.89	297.85	0	0
050	093	Utility	NONE	2023	050 Mid-States Division	Federal	093 1010 DIST Land, Land Rights	V2020 FY	NONE		690600.85	663943.17	0	0	0	0
050	093	Utility	MACRS 15	2023	050 Mid-States Division	Federal	093 1010 DIST Mains	V2020 FY	MACRS 15		37593326.54	22786918.82	5252384.79	1754592.75	0	0
050	093	Utility	MACRS 15	2023	050 Mid-States Division	Federal	093 1010 DIST Meas, Reg Sta	V2020 FY	MACRS 15		4169327.09	4139953.41	954259.26	318776.41	0	0
050	093	Utility	MACRS 20	2023	050 Mid-States Division	Federal	093 1010 DIST Meas, Reg Sta (Ind)	V2020 FY	MACRS 20		59594.93	57584.95	10161.45	3557.02	0	0
050	093	Utility	MACRS 20	2023	050 Mid-States Division	Federal	093 1010 DIST Meters & Regs	V2020 FY	MACRS 20		4144268.21	4118536.92	726757.02	254402.03	0	0
050	093	Utility	MACRS 20	2023	050 Mid-States Division	Federal	093 1010 DIST Services	V2020 FY	MACRS 20		11099072.07	5647532.86	996563.65	348848.1	0	0
050	093	Utility	MACRS 39	2023	050 Mid-States Division	Federal	093 1010 DIST Structures	V2020 FY	MACRS 39 JUN	38504	3989.68	3826.13	224.82	98.1	0	0
050	093	Utility	MACRS 39	2023	050 Mid-States Division	Federal	093 1010 DIST Structures	V2020 FY	MACRS 39 AUG	38565	0	0	0	0	0	0
050	093	Utility	MACRS 39	2023	050 Mid-States Division	Federal	093 1010 DIST Structures	V2020 FY	MACRS 39 NOV	38657	0	0	0	0	0	0
050	093	Utility	MACRS 5	2023	050 Mid-States Division	Federal	093 1010 GENL Computers HW	V2020 FY	MACRS 5		247107.91	237896.95	169382.63	24744.49	0	-10644.96
050	093	Utility	NONE	2023	050 Mid-States Division	Federal	093 1010 GENL Land	V2020 FY	NONE		1516178.44	746545.48	0	0	0	0
050	093	Utility	MACRS 7	2023	050 Mid-States Division	Federal	093 1010 GENL Misc	V2020 FY	MACRS 7		-14999.29	-14524.58	-8172.98	-1814.12	0	0
050	093	Utility	MACRS 7	2023	050 Mid-States Division	Federal	093 1010 GENL Office 7	V2020 FY	MACRS 7		13697.57	13205	7430.44	1649.3	0	0
050	093	Utility	MACRS 39	2023	050 Mid-States Division	Federal	093 1010 GENL Structures	V2020 FY	MACRS 39 JAN	38353	50	48.37	3.36	1.24	0	0
050	093	Utility	MACRS 39	2023	050 Mid-States Division	Federal	093 1010 GENL Structures	V2020 FY	MACRS 39 FEB	38384	10617.48	10271.2	691.35	263.35	0	0
050	093	Utility	MACRS 39	2023	050 Mid-States Division	Federal	093 1010 GENL Structures	V2020 FY	MACRS 39 MAR	38412	445.96	431.42	28.11	11.06	0	0
050	093	Utility	MACRS 39	2023	050 Mid-States Division	Federal	093 1010 GENL Structures	V2020 FY	MACRS 39 APR	38443	10814.57	10461.86	659.41	268.24	0	0
050	093	Utility	MACRS 39	2023	050 Mid-States Division	Federal	093 1010 GENL Structures	V2020 FY	MACRS 39 MAY	38473	0	0	0	0	0	0
050	093	Utility	MACRS 39	2023	050 Mid-States Division	Federal	093 1010 GENL Structures	V2020 FY	MACRS 39 JUN	38504	108.3	104.77	6.16	2.69	0	0
050	093	Utility	MACRS 39	2023	050 Mid-States Division	Federal	093 1010 GENL Structures	V2020 FY	MACRS 39 JUL	38534	9565.74	9253.75	523.96	237.27	0	0
050	093	Utility	MACRS 39	2023	050 Mid-States Division	Federal	093 1010 GENL Structures	V2020 FY	MACRS 39 AUG	38565	8899.15	8608.91	469.09	220.73	0	0
050	093	Utility	MACRS 39	2023	050 Mid-States Division	Federal	093 1010 GENL Structures	V2020 FY	MACRS 39 SEP	38596	186650.33	-290929.15	-15230.13	-7459.42	0	0
050	093	Utility	MACRS 39	2023	050 Mid-States Division	Federal	093 1010 GENL Structures	V2020 FY	MACRS 39 OCT	38626	11580.51	11202.82	849.73	287.24	0	0
050	093	Utility	MACRS 39	2023	050 Mid-States Division	Federal	093 1010 GENL Structures	V2020 FY	MACRS 39 NOV	38657	46729.42	45205.36	3332.55	1159.07	0	0
050	093	Utility	MACRS 39	2023	050 Mid-States Division	Federal	093 1010 GENL Structures	V2020 FY	MACRS 39 DEC	38687	4309.12	4168.58	298.38	106.88	0	0
050	093	Utility	MACRS 7	2023	050 Mid-States Division	Federal	093 1010 GENL Tools	V2020 FY	MACRS 7		794020.24	768216.63	432275.5	95950.26	0	0
050	093	Utility	MACRS 5	2023	050 Mid-States Division	Federal	093 1010 GENL Transportation	V2020 FY	MACRS 5		554715	508248.68	361873.07	58542.29	0	-31.81
050	093	NSC	NONE	2023	050 Mid-States Division	Federal	093 1019 DIST Land, Land Rights	V2020 FY	NONE		-27.32	-27.32	0	0	0	0
050	093	NSC	MACRS 15	2023	050 Mid-States Division	Federal	093 1019 DIST Mains	V2020 FY	MACRS 15		-111510.95	-64485.81	-14863.98	-4965.41	0	0
050	093	NSC	MACRS 15	2023	050 Mid-States Division	Federal	093 1019 DIST Meas, Reg Sta	V2020 FY	MACRS 15		-1871.76	-1871.8	-431.45	-144.13	0	0
050	093	NSC	MACRS 20	2023	050 Mid-States Division	Federal	093 1019 DIST Meas, Reg Sta (Ind)	V2020 FY	MACRS 20		-191.4	-190.83	-33.68	-11.79	0	0
050	093	NSC	MACRS 20	2023	050 Mid-States Division	Federal	093 1019 DIST Meters & Regs	V2020 FY	MACRS 20		-56577.39	-56461.31	-9963.16	-3487.62	0	0
050	093	NSC	MACRS 20	2023	050 Mid-States Division	Federal	093 1019 DIST Services	V2020 FY	MACRS 20		-157559.09	-144536.1	-25504.84	-8927.99	0	0
050	093	NSC	MACRS 39	2023	050 Mid-States Division	Federal	093 1019 GENL Structures	V2020 FY	MACRS 39 JAN	38353	0	0	0	0	0	0
050	093	NSC	MACRS 39	2023	050 Mid-States Division	Federal	093 1019 GENL Structures	V2020 FY	MACRS 39 NOV	38657	-0.48	-0.48	-0.03	-0.01	0	0
050	096	Utility	MACRS 15	2023	050 Mid-States Division	Federal	096 1010 DIST Mains	V2020 FY	MACRS 15		1875634.92	1890672.8	435800.08	145581.81	0	0
050	096	Utility	MACRS 15	2023	050 Mid-States Division	Federal	096 1010 DIST Meas, Reg Sta	V2020 FY	MACRS 15		824023.41	788088.16	181654.33	60682.79	0	0
050	096	Utility	MACRS 20	2023	050 Mid-States Division	Federal	096 1010 DIST Meters & Regs	V2020 FY	MACRS 20		2073951.75	2116522.69	373481.59	130737.61	0	0
050	096	Utility	MACRS 20	2023	050 Mid-States Division	Federal	096 1010 DIST Services	V2020 FY	MACRS 20		1609720.77	1027958.52	181393.56	63497	0	0
050	096	Utility	MACRS 5	2023	050 Mid-States Division	Federal	096 1010 GENL Computers HW	V2020 FY	MACRS 5		82170.68	79137.76	56346.09	8888.62	0	-912.21
050	096	Utility	MACRS 7	2023	050 Mid-States Division	Federal	096 1010 GENL Tools	V2020 FY	MACRS 7		140480.58	135752.03	76387.67	16955.43	0	0
050	096	NSC	MACRS 15	2023	050 Mid-States Division	Federal	096 1019 DIST Mains	V2020 FY	MACRS 15		-28104.17	-18736.02	-4318.65	-1442.67	0	0
050	096	NSC	MACRS 15	2023	050 Mid-States Division	Federal	096 1019 DIST Meas, Reg Sta	V2020 FY	MACRS 15		-1070.1	-1061.04	-244.57	-81.7	0	0
050	096	NSC	MACRS 20	2023	050 Mid-States Division	Federal	096 1019 DIST Meters & Regs	V2020 FY	MACRS 20		-29856.79	-29756.4	-5250.81	-1838.05	0	0
050	096	NSC	MACRS 20	2023	050 Mid-States Division	Federal	096 1019 DIST Services	V2020 FY	MACRS 20		-34895.1	-31204.68	-5506.39	-1927.51	0	0
050	009	Utility	MACRS 15	2023	050 Mid-States Division	Federal	009 1010 DIST Mains	V2021 FY	MACRS 15		28992707.27	3904876.02	566207.02	333866.9	0	0
050	009	Utility	MACRS 15	2023	050 Mid-States Division	Federal	009 1010 DIST Meas, Reg Sta	V2021 FY	MACRS 15		1091292.77	1042510.53	151164.03	89134.65	0	0
050	009	Utility	MACRS 20	2023	050 Mid-States Division	Federal	009 1010 DIST Meas, Reg Sta (Ind)	V2021 FY	MACRS 20		31093.86	29895.28	3279.21	1996.11	0	0
050	009	Utility	MACRS 20	2023	050 Mid-States Division	Federal	009 1010 DIST Meters & Regs	V2021 FY	MACRS 20		3115430.77	3801136.97	416946.72	253801.92	0	0
050	009	Utility	MACRS 20	2023	050 Mid-States Division	Federal	009 1010 DIST Services	V2021 FY	MACRS 20		19081831.6	7192698.81	788967.14	480256.5	0	0
050	009	Utility	MACRS 5	2023	050 Mid-States Division	Federal	009 1010 GENL Computers HW	V2021 FY	MACRS 5		77124.59	73946.28	38452.07	14197.69	0	0
050	009	Utility	MACRS 7	2023	050 Mid-States Division	Federal	009 1010 GENL Misc	V2021 FY	MACRS 7		0	0	0	0	0	0
050	009	Utility	MACRS 39	2023	050 Mid-States Division	Federal	009 1010 GENL Structures	V2021 FY	MACRS 39 JAN	38353	0	0	0	0	0	0
050	009	Utility	MACRS 39	2023	050 Mid-States Division	Federal	009 1010 GENL Structures	V2021 FY	MACRS 39 FEB	38384	0	0	0	0	0	0
050	009	Utility	MACRS 39	2023	050 Mid-States Division	Federal	009 1010 GENL Structures	V2021 FY	MACRS 39 MAY	38473	7191.9	6945.8	244.91	178.09	0	0
050	009	Utility	MACRS 39	2023	050 Mid-States Division	Federal	009 1010 GENL Structures	V2021 FY	MACRS 39 JUN	38504	7510.68	7253.67	240.24	185.98	0	0
050	009	Utility	MACRS 39	2023	050 Mid-States Division	Federal	009 1010 GENL Structures	V2021 FY	MACRS 39 JUL	38534	58956.68	56939.26	1763.98	1459.92	0	0
050	009	Utility	MACRS 39	2023	050 Mid-States Division	Federal	009 1010 GENL Structures	V2021 FY	MACRS 39 AUG	38565	0	0	0	0	0	0
050	009	Utility	MACRS 39	2023	050 Mid-States Division	Federal	009 1010 GENL Structures	V2021 FY	MACRS 39 SEP	38596	9132.11	8819.62	235.58	226.14	0	0
050	009	Utility	MACRS 39	2023	050 Mid-States Division	Federal	009 1010 GENL Structures	V2021 FY	MACRS 39 OCT	38626	27852.15	26899.08	1350.6	689.69	0	0
050	009	Utility	MACRS 39	2023	050 Mid-States Division	Federal	009 1010 GENL Structures	V2021 FY	MACRS 39 NOV	38657	93104.56	89918.63	4323.28	2305.51	0	0
050	009	Utility	MACRS 39	2023	050 Mid-States Division	Federal	009 1010 GENL Structures	V2021 FY	MACRS 39 DEC	38687	19503.29	18835.91	865.32	482.95	0	0
050	009	Utility	MACRS 15	2023	050 Mid-States Division	Federal	009 1010 GENL Structures QIP	V2021 FY	MACRS 15		21001.01	20197.74	2928.68	1726.91	0	0
050	009	Utility	MACRS 7	2023	050 Mid-States Division	Federal	009 1010 GENL Tools	V2021 FY	MACRS 7		796322.94	769576.68	298441.84	134598.96	0	0
050	009	NSC	MACRS 15	2023	050 Mid-States Division	Federal	009 1019 DIST Mains	V2021 FY	MACRS 15		40084.28	110057.82	15958.38	9409.94	0	0
050	009	NSC	MACRS 15	2023	050 Mid-States Division	Federal	009 1019 DIST Meas, Reg Sta	V2021 FY	MACRS 15		1506.15	1501.15	217.67	128.35	0	0
050	009	NSC	MACRS 20	2023	050 Mid-States Division	Federal	009 1019 DIST Meas, Reg Sta (Ind)	V2021 FY	MACRS 20		1083.53	1079.53	118.41	72.08	0	0
050	009	NSC	MACRS 20	2023	050 Mid-States Division	Federal	009 1019 DIST Meters & Regs	V2021 FY	MACRS 20		18208.35	9507.58	1042.88	634.82	0	0
050	009	NSC	MACRS 20	2023	050 Mid-States Division	Federal	009 1019 DIST Services	V2021 FY	MACRS 20		122934.15	220966.56	24237.83	14753.94	0	0
050	091	Utility	MACRS 7	2023	050 Mid-States Division	Federal	091 1010 GENL Tools	V2021 FY	MACRS 7		22810.06	17475.39	6776.95	3056.45	0	0
050	093	Utility	NONE	2023	050 Mid-States Division	Federal	093 1010 DIST Land, Land Rights	V2021 FY	NONE		1812717.43	1813703.54	0	0	0	0
050	093	Utility	MACRS 15	2023	050 Mid-States Division	Federal	093 1010 DIST Mains	V2021 FY	MACRS 15		29736979.62	21520112.96	3120416.38	1839969.66	0	0
050	093	Utility	MACRS 15	2023	050 Mid-States Division	Federal	093 1010 DIST Meas, Reg Sta	V2021 FY	MACRS 15		7748504.7	7595045.96	1101281.67	649376.43	0	0
050	093	Utility	MACRS 20	2023	050 Mid-States Division	Federal	093 1010 DIST Meas, Reg Sta (Ind)	V2021 FY	MACRS 20		-1620.37	40.23	4.41	2.69	0	0
050	093	Utility	MACRS 20	2023	050 Mid-States Division	Federal	093 1010 DIST Meters & Regs	V2021 FY	MACRS 20		4733092.79	4703685.61	515947.27	314065.09	0	0
050	093	Utility	MACRS 20	2023	050 Mid-States Division	Federal	093 1010 DIST Services	V2021 FY	MACRS 20		11213328.88	5135259.15	563286.58	342881.25	0	0
050	093	Utility	MACRS 5	2023	050 Mid-States Division	Federal	093 1010 GENL Computers HW	V2021 FY	MACRS 5		135704.14	130794.41	68013.09	22673.97	0	-9754.23
050	093	Utility	MACRS 7	2023	050 Mid-States Division	Federal	093 1010 GENL Office 7	V2021 FY	MACRS 7		13400	12862.41	4988.04	2249.64	0	0
050	093	Utility	MACRS 39	2023	050 Mid-States Division	Federal	093 1010 GENL Structures	V2021 FY	MACRS 39 JUN	38504	7315.45	7117.28	235.73	182.49	0	0
050	093	Utility	MACRS 39	2023	050 Mid-States Division	Federal	093 1010 GENL Structures	V2021 FY	MACRS 39 JUL	38534	-22.38	-21.77	-0.68	-0.56	0	0
050	093	Utility	MACRS 39	2023	050 Mid-States Division	Federal	093 1010 GENL Structures	V2021 FY	MACRS 39 AUG	38565	5323.19	5178.99	149.41	132.79	0	0
050	093	Utility	MACRS 39	2023	050 Mid-States Division	Federal	093 1010 GENL Structures	V2021 FY	MACRS 39 SEP	38596	-139.85	-136.06	-3.64	-3.49	0	0
050	093	Utility	MACRS 39	2023	050 Mid-States Division	Federal	093 1010 GENL Structures	V2021 FY	MACRS 39 OCT	38626	0	0	0	0	0	0
050	093	Utility	MACRS 39	2023	050 Mid-States Division	Federal	093 1010 GENL Structures	V2021 FY	MACRS 39 NOV	38657	0	0	0	0	0	0
050	093	Utility	MACRS 7	2023	050 Mid-States Division	Federal	093 1010 GENL Tools	V2021 FY	MACRS 7		706994.39	681859.25	264425.02	119257.18	0	0
050	093	Utility	MACRS 5	2023	050 Mid-States Division	Federal	093 1010 GENL Transportation	V2021 FY	MACRS 5		3011.19	2912.19	1514.34	559.06	0	-0.3
050	093	Utility	MACRS 15	2023	050 Mid-States Division	Federal	093 1010 TRAN Mains	V2021 FY	MACRS 15		0	0	0	0	0	0
050	093	NSC	NONE	2023	050 Mid-States Division	Federal	093 1019 DIST Land, Land Rights	V2021 FY	NONE		-179.85	-179.85	0	0	0	0

050	093	NSC	MACRS 15	2023	050 Mid-States Division	Federal	093 1019 DIST Mains	V2021 FY	MACRS 15		29286.92	53056.02	7693.12	4536.29	0	0
050	093	NSC	MACRS 15	2023	050 Mid-States Division	Federal	093 1019 DIST Meas, Reg Sta	V2021 FY	MACRS 15		2115.09	2097.53	304.15	179.34	0	0
050	093	NSC	MACRS 20	2023	050 Mid-States Division	Federal	093 1019 DIST Meters & Regs	V2021 FY	MACRS 20		14114.74	13980.09	1533.47	933.45	0	0
050	093	NSC	MACRS 20	2023	050 Mid-States Division	Federal	093 1019 DIST Services	V2021 FY	MACRS 20		61564.94	109330.51	11992.46	7300	0	0
050	093	NSC	MACRS 7	2023	050 Mid-States Division	Federal	093 1019 GENL Tools	V2021 FY	MACRS 7		-858.02	-858.02	-332.74	-150.07	0	0
050	096	Utility	MACRS 15	2023	050 Mid-States Division	Federal	096 1010 DIST Mains	V2021 FY	MACRS 15		4190542.32	4105643.71	595318.34	351032.54	0	0
050	096	Utility	MACRS 15	2023	050 Mid-States Division	Federal	096 1010 DIST Meas, Reg Sta	V2021 FY	MACRS 15		1052439.07	1050147.55	152271.4	89787.62	0	0
050	096	Utility	MACRS 20	2023	050 Mid-States Division	Federal	096 1010 DIST Meas, Reg Sta (Ind)	V2021 FY	MACRS 20		33458.02	32114.1	3522.6	2144.26	0	0
050	096	Utility	MACRS 20	2023	050 Mid-States Division	Federal	096 1010 DIST Meters & Regs	V2021 FY	MACRS 20		1110933.48	1138567.68	124889.49	76022.16	0	0
050	096	Utility	MACRS 20	2023	050 Mid-States Division	Federal	096 1010 DIST Services	V2021 FY	MACRS 20		1335921.24	842742.87	92440.47	56269.94	0	0
050	096	Utility	MACRS 5	2023	050 Mid-States Division	Federal	096 1010 GENL Computers HW	V2021 FY	MACRS 5		29861.7	28724.07	14936.51	5377.06	0	-551.83
050	096	Utility	MACRS 7	2023	050 Mid-States Division	Federal	096 1010 GENL Tools	V2021 FY	MACRS 7		94207.05	91079.46	35320.61	15929.8	0	0
050	096	NSC	MACRS 15	2023	050 Mid-States Division	Federal	096 1019 DIST Mains	V2021 FY	MACRS 15		10392.31	21161.86	3068.47	1809.34	0	0
050	096	NSC	MACRS 15	2023	050 Mid-States Division	Federal	096 1019 DIST Meas, Reg Sta	V2021 FY	MACRS 15		-803.51	-797.51	-115.64	-68.19	0	0
050	096	NSC	MACRS 20	2023	050 Mid-States Division	Federal	096 1019 DIST Meas, Reg Sta (Ind)	V2021 FY	MACRS 20		547.04	543.04	59.56	36.26	0	0
050	096	NSC	MACRS 20	2023	050 Mid-States Division	Federal	096 1019 DIST Meters & Regs	V2021 FY	MACRS 20		2969.59	2954.28	324.06	197.26	0	0
050	096	NSC	MACRS 20	2023	050 Mid-States Division	Federal	096 1019 DIST Services	V2021 FY	MACRS 20		13719.69	22255.43	2441.2	1486	0	0
050	009	Utility	NONE	2023	050 Mid-States Division	Federal	009 1010 DIST Land, Land Rights	V2022 FY	NONE		3203297.99	2971267.4	0	0	0	0
050	009	Utility	MACRS 15	2023	050 Mid-States Division	Federal	009 1010 DIST Mains	V2022 FY	MACRS 15		27982757.69	14064409.56	703220.48	1336118.91	0	0
050	009	Utility	MACRS 15	2023	050 Mid-States Division	Federal	009 1010 DIST Meas, Reg Sta	V2022 FY	MACRS 15		3421899.38	3192576.18	159628.81	303294.74	0	0
050	009	Utility	MACRS 20	2023	050 Mid-States Division	Federal	009 1010 DIST Meas, Reg Sta (Ind)	V2022 FY	MACRS 20		205427.06	197383.85	7401.89	14249.14	0	0
050	009	Utility	MACRS 20	2023	050 Mid-States Division	Federal	009 1010 DIST Meters & Regs	V2022 FY	MACRS 20		4066732.45	4565785.59	171216.96	329604.06	0	0
050	009	Utility	MACRS 20	2023	050 Mid-States Division	Federal	009 1010 DIST Services	V2022 FY	MACRS 20		18350421.88	11111992.89	416699.73	802174.77	0	0
050	009	Utility	MACRS 5	2023	050 Mid-States Division	Federal	009 1010 GENL Computers HW	V2022 FY	MACRS 5		230387.57	222525.95	44505.19	71208.3	0	0
050	009	Utility	MACRS 39	2023	050 Mid-States Division	Federal	009 1010 GENL Structures	V2022 FY	MACRS 39 JAN	38353	14744.26	14423.1	261.92	369.81	0	0
050	009	Utility	MACRS 39	2023	050 Mid-States Division	Federal	009 1010 GENL Structures	V2022 FY	MACRS 39 FEB	38384	62864.54	61495.24	985.77	1576.74	0	0
050	009	Utility	MACRS 39	2023	050 Mid-States Division	Federal	009 1010 GENL Structures	V2022 FY	MACRS 39 MAR	38412	137.78	134.78	1.87	3.46	0	0
050	009	Utility	MACRS 39	2023	050 Mid-States Division	Federal	009 1010 GENL Structures	V2022 FY	MACRS 39 APR	38443	31803.63	31110.89	365.55	797.68	0	0
050	009	Utility	MACRS 39	2023	050 Mid-States Division	Federal	009 1010 GENL Structures	V2022 FY	MACRS 39 JUN	38504	314.79	307.93	2.3	7.9	0	0
050	009	Utility	MACRS 39	2023	050 Mid-States Division	Federal	009 1010 GENL Structures	V2022 FY	MACRS 39 JUL	38534	939.79	919.32	4.91	23.57	0	0
050	009	Utility	MACRS 39	2023	050 Mid-States Division	Federal	009 1010 GENL Structures	V2022 FY	MACRS 39 AUG	38565	2783.03	2722.41	8.74	69.8	0	0
050	009	Utility	MACRS 39	2023	050 Mid-States Division	Federal	009 1010 GENL Structures	V2022 FY	MACRS 39 SEP	38596	148151.35	144924.36	155.07	3715.86	0	0
050	009	Utility	MACRS 39	2023	050 Mid-States Division	Federal	009 1010 GENL Structures	V2022 FY	MACRS 39 OCT	38626	0	0	0	0	0	0
050	009	Utility	MACRS 7	2023	050 Mid-States Division	Federal	009 1010 GENL Tools	V2022 FY	MACRS 7		481915.02	472653.86	67542.24	115752.93	0	0
050	009	Utility	MACRS 7	2023	050 Mid-States Division	Federal	009 1010 STOR Equipment	V2022 FY	MACRS 7		517259.59	494415.14	70651.92	121082.27	0	0
050	009	NSC	NONE	2023	050 Mid-States Division	Federal	009 1019 DIST Land, Land Rights	V2022 FY	NONE		-1498.44	-1498.44	0	0	0	0
050	009	NSC	MACRS 15	2023	050 Mid-States Division	Federal	009 1019 DIST Mains	V2022 FY	MACRS 15		1288.95	-2588.04	-129.4	-245.86	0	0
050	009	NSC	MACRS 15	2023	050 Mid-States Division	Federal	009 1019 DIST Meas, Reg Sta	V2022 FY	MACRS 15		-544.88	-542.88	-27.14	-51.57	0	0
050	009	NSC	MACRS 20	2023	050 Mid-States Division	Federal	009 1019 DIST Meas, Reg Sta (Ind)	V2022 FY	MACRS 20		166.93	165.93	6.22	11.98	0	0
050	009	NSC	MACRS 20	2023	050 Mid-States Division	Federal	009 1019 DIST Meters & Regs	V2022 FY	MACRS 20		-8297.88	-18987.27	-712.02	-1370.69	0	0
050	009	NSC	MACRS 20	2023	050 Mid-States Division	Federal	009 1019 DIST Services	V2022 FY	MACRS 20		-74051.96	-124105.72	-4653.96	-8959.19	0	0
050	093	Utility	NONE	2023	050 Mid-States Division	Federal	093 1010 DIST Land, Land Rights	V2022 FY	NONE		3160979.03	2971356.55	0	0	0	0
050	093	Utility	MACRS 15	2023	050 Mid-States Division	Federal	093 1010 DIST Mains	V2022 FY	MACRS 15		38436942	19019842.78	950992.14	1806885.06	0	0
050	093	Utility	MACRS 15	2023	050 Mid-States Division	Federal	093 1010 DIST Meas, Reg Sta	V2022 FY	MACRS 15		5446395.41	5188827.66	259441.38	492938.63	0	0
050	093	Utility	MACRS 20	2023	050 Mid-States Division	Federal	093 1010 DIST Meters & Regs	V2022 FY	MACRS 20		6523174.07	6043188.79	226619.58	436257.8	0	0
050	093	Utility	MACRS 20	2023	050 Mid-States Division	Federal	093 1010 DIST Services	V2022 FY	MACRS 20		13737254.25	5808804.41	217830.17	419337.59	0	0
050	093	Utility	MACRS 5	2023	050 Mid-States Division	Federal	093 1010 GENL Communication	V2022 FY	MACRS 5		1326.18	1297.25	259.45	415.12	0	0
050	093	Utility	MACRS 5	2023	050 Mid-States Division	Federal	093 1010 GENL Computers HW	V2022 FY	MACRS 5		212695.26	208770.42	41754.08	66806.53	0	0
050	093	Utility	MACRS 7	2023	050 Mid-States Division	Federal	093 1010 GENL Misc	V2022 FY	MACRS 7		-19225.89	-18919.01	-2703.53	-4633.27	0	0
050	093	Utility	MACRS 7	2023	050 Mid-States Division	Federal	093 1010 GENL Office 7	V2022 FY	MACRS 7		105146.7	103190.32	14745.9	25271.31	0	0
050	093	Utility	MACRS 39	2023	050 Mid-States Division	Federal	093 1010 GENL Structures	V2022 FY	MACRS 39 JAN	38353	18867.32	18494.56	335.86	474.2	0	0
050	093	Utility	MACRS 39	2023	050 Mid-States Division	Federal	093 1010 GENL Structures	V2022 FY	MACRS 39 FEB	38384	205988.03	201918.35	3236.75	5177.19	0	0
050	093	Utility	MACRS 39	2023	050 Mid-States Division	Federal	093 1010 GENL Structures	V2022 FY	MACRS 39 MAR	38412	0	0	0	0	0	0
050	093	Utility	MACRS 39	2023	050 Mid-States Division	Federal	093 1010 GENL Structures	V2022 FY	MACRS 39 APR	38443	0	0	0	0	0	0
050	093	Utility	MACRS 39	2023	050 Mid-States Division	Federal	093 1010 GENL Structures	V2022 FY	MACRS 39 JUL	38534	8951.18	8774.33	46.85	224.97	0	0
050	093	Utility	MACRS 39	2023	050 Mid-States Division	Federal	093 1010 GENL Structures	V2022 FY	MACRS 39 AUG	38565	59943.99	58759.69	188.62	1506.6	0	0
050	093	Utility	MACRS 39	2023	050 Mid-States Division	Federal	093 1010 GENL Structures	V2022 FY	MACRS 39 SEP	38596	43008.37	42158.66	45.11	1080.95	0	0
050	093	Utility	MACRS 39	2023	050 Mid-States Division	Federal	093 1010 GENL Structures	V2022 FY	MACRS 39 OCT	38626	12251.74	12009.68	295.08	307.93	0	0
050	093	Utility	MACRS 39	2023	050 Mid-States Division	Federal	093 1010 GENL Structures	V2022 FY	MACRS 39 DEC	38687	0	0	0	0	0	0
050	093	Utility	MACRS 7	2023	050 Mid-States Division	Federal	093 1010 GENL Tools	V2022 FY	MACRS 7		581299.32	567297.38	81066.8	138931.13	0	0
050	093	Utility	MACRS 5	2023	050 Mid-States Division	Federal	093 1010 GENL Transportation	V2022 FY	MACRS 5		410.68	410.68	82.14	131.42	0	0
050	093	NSC	NONE	2023	050 Mid-States Division	Federal	093 1019 DIST Land, Land Rights	V2022 FY	NONE		386.83	386.83	0	0	0	0
050	093	NSC	MACRS 15	2023	050 Mid-States Division	Federal	093 1019 DIST Mains	V2022 FY	MACRS 15		16448.61	-4099.59	-204.98	-389.46	0	0
050	093	NSC	MACRS 15	2023	050 Mid-States Division	Federal	093 1019 DIST Meas, Reg Sta	V2022 FY	MACRS 15		-947.63	-883.11	-44.16	-83.9	0	0
050	093	NSC	MACRS 20	2023	050 Mid-States Division	Federal	093 1019 DIST Meters & Regs	V2022 FY	MACRS 20		-434.42	-404.69	-15.18	-29.21	0	0
050	093	NSC	MACRS 20	2023	050 Mid-States Division	Federal	093 1019 DIST Services	V2022 FY	MACRS 20		-42165.27	-39689.51	-1488.36	-2865.19	0	0
050	093	NSC	MACRS 5	2023	050 Mid-States Division	Federal	093 1019 GENL Computers HW	V2022 FY	MACRS 5		35.84	35.84	7.17	11.47	0	0
050	093	NSC	MACRS 7	2023	050 Mid-States Division	Federal	093 1019 GENL Tools	V2022 FY	MACRS 7		720.87	720.87	103.01	176.54	0	0
050	096	Utility	MACRS 15	2023	050 Mid-States Division	Federal	096 1010 DIST Mains	V2022 FY	MACRS 15		6901352.85	5057174.81	252858.74	480431.61	0	0
050	096	Utility	MACRS 15	2023	050 Mid-States Division	Federal	096 1010 DIST Meas, Reg Sta	V2022 FY	MACRS 15		1075644.52	1087483.27	54374.16	103310.91	0	0
050	096	Utility	MACRS 20	2023	050 Mid-States Division	Federal	096 1010 DIST Meas, Reg Sta (Ind)	V2022 FY	MACRS 20		-1062	-1054.71	-39.55	-76.14	0	0
050	096	Utility	MACRS 20	2023	050 Mid-States Division	Federal	096 1010 DIST Meters & Regs	V2022 FY	MACRS 20		405658.59	471042.39	17664.09	34004.55	0	0
050	096	Utility	MACRS 20	2023	050 Mid-States Division	Federal	096 1010 DIST Services	V2022 FY	MACRS 20		1710069.47	854459.75	32042.24	61683.45	0	0
050	096	Utility	MACRS 5	2023	050 Mid-States Division	Federal	096 1010 GENL Computers HW	V2022 FY	MACRS 5		13918.03	13561.71	2712.34	4339.75	0	0
050	096	Utility	MACRS 7	2023	050 Mid-States Division	Federal	096 1010 GENL Tools	V2022 FY	MACRS 7		84440.66	82649.02	11810.54	20240.74	0	0
050	096	NSC	MACRS 15	2023	050 Mid-States Division	Federal	096 1019 DIST Mains	V2022 FY	MACRS 15		4922.26	-329.85	-16.49	-31.34	0	0
050	096	NSC	MACRS 15	2023	050 Mid-States Division	Federal	096 1019 DIST Meas, Reg Sta	V2022 FY	MACRS 15		1368.48	1360.48	68.02	129.25	0	0
050	096	NSC	MACRS 20	2023	050 Mid-States Division	Federal	096 1019 DIST Meas, Reg Sta (Ind)	V2022 FY	MACRS 20		593.3	593.3	22.25	42.83	0	0
050	096	NSC	MACRS 20	2023	050 Mid-States Division	Federal	096 1019 DIST Meters & Regs	V2022 FY	MACRS 20		0	-529.77	-19.87	-509.9	0	0
050	096	NSC	MACRS 20	2023	050 Mid-States Division	Federal	096 1019 DIST Services	V2022 FY	MACRS 20		-7683.74	-16609.89	-622.87	-1199.07	0	0
050	009	Utility	NONE	2023	050 Mid-States Division	Federal	009 1010 DIST Land, Land Rights	V2023 FY	NONE		0	0	0	0	0	0
050	009	Utility	MACRS 15	2023	050 Mid-States Division	Federal	009 1010 DIST Mains	V2023 FY	MACRS 15		0	0	0	1269496.5	0	0
050	009	Utility	MACRS 15	2023	050 Mid-States Division	Federal	009 1010 DIST Meas, Reg Sta	V2023 FY	MACRS 15		0	0	0	150796.29	0	0
050	009	Utility	MACRS 20	2023	050 Mid-States Division	Federal	009 1010 DIST Meas, Reg Sta (Ind)	V2023 FY	MACRS 20		0	0	0	1276.78	0	0
050	009	Utility	MACRS 20	2023	050 Mid-States Division	Federal	009 1010 DIST Meters & Regs	V2023 FY	MACRS 20		0	0	0	192412.88	0	0
050	009	Utility	MACRS 20	2023	050 Mid-States Division	Federal	009 1010 DIST Services	V2023 FY	MACRS 20		0	0	0	211371.69	0	0
050	009	Utility	MACRS 5	2023	050 Mid-States Division	Federal	009 1010 GENL Computers HW	V2023 FY	MACRS 5		0	0	0	22060.77	0	0
050	009	Utility	MACRS 7	2023	050 Mid-States Division	Federal	009 1010 GENL Misc	V2023 FY	MACRS 7		0	0	0	86650.13	0	0
050	009	Utility	MACRS 7	2023	050 Mid-States Division	Federal	009 1010 GENL Office 7	V2023 FY	MACRS 7		0	0	0	6498.61	0	0
050	009	Utility	MACRS 39	2023	050 Mid-States Division	Federal	009 1010 GENL Structures	V2023 FY	MACRS 39 JAN	44927	0	0	0	1537.9	0	0
050	009	Utility	MACRS 39	2023	050 Mid-States Division	Federal	009 1010 GENL Structures	V2023 FY	MACRS 39 MAR	44986	0	0	0	183.12	0	0
050	009	Utility	MACRS 39	2023	050 Mid-States Division	Federal	009 1010 GENL Structures	V2023 FY	MACRS 39 APR	45017	0	0	0	0	0	0

050	009	Utility	MACRS 39	2023 050 Mid-States Division	Federal	009 1010 GENL Structures	V2023 FY	MACRS 39 JUN	45078	0	0	0	50.77	0	0
050	009	Utility	MACRS 39	2023 050 Mid-States Division	Federal	009 1010 GENL Structures	V2023 FY	MACRS 39 JUL	45108	0	0	0	651.74	0	0
050	009	Utility	MACRS 39	2023 050 Mid-States Division	Federal	009 1010 GENL Structures	V2023 FY	MACRS 39 AUG	45139	0	0	0	0	0	0
050	009	Utility	MACRS 39	2023 050 Mid-States Division	Federal	009 1010 GENL Structures	V2023 FY	MACRS 39 SEP	45170	0	0	0	20.41	0	0
050	009	Utility	MACRS 39	2023 050 Mid-States Division	Federal	009 1010 GENL Structures	V2023 FY	MACRS 39 DEC	44896	0	0	0	515.92	0	0
050	009	Utility	MACRS 7	2023 050 Mid-States Division	Federal	009 1010 GENL Tools	V2023 FY	MACRS 7		0	0	0	26477.82	0	0
050	009	Utility	MACRS 5	2023 050 Mid-States Division	Federal	009 1010 GENL Transportation	V2023 FY	MACRS 5		0	0	0	1850.94	0	0
050	009	Utility	MACRS 7	2023 050 Mid-States Division	Federal	009 1010 STOR Equipment	V2023 FY	MACRS 7		0	0	0	741229.91	0	0
050	009	Utility	MACRS 7	2023 050 Mid-States Division	Federal	009 1010 STOR Wells	V2023 FY	MACRS 7		0	0	0	59758.2	0	0
050	009	NSC	NONE	2023 050 Mid-States Division	Federal	009 1019 DIST Land, Land Rights	V2023 FY	NONE		0	0	0	0	0	0
050	009	NSC	MACRS 15	2023 050 Mid-States Division	Federal	009 1019 DIST Mains	V2023 FY	MACRS 15		0	0	0	2186.25	0	0
050	009	NSC	MACRS 15	2023 050 Mid-States Division	Federal	009 1019 DIST Meas, Reg Sta	V2023 FY	MACRS 15		0	0	0	320.36	0	0
050	009	NSC	MACRS 20	2023 050 Mid-States Division	Federal	009 1019 DIST Meas, Reg Sta (Ind)	V2023 FY	MACRS 20		0	0	0	10.75	0	0
050	009	NSC	MACRS 20	2023 050 Mid-States Division	Federal	009 1019 DIST Meters & Regs	V2023 FY	MACRS 20		0	0	0	1944.17	0	0
050	009	NSC	MACRS 20	2023 050 Mid-States Division	Federal	009 1019 DIST Services	V2023 FY	MACRS 20		0	0	0	3853.52	0	0
050	009	NSC	MACRS 7	2023 050 Mid-States Division	Federal	009 1019 STOR Equipment	V2023 FY	MACRS 7		0	0	0	852.97	0	0
050	009	NSC	MACRS 7	2023 050 Mid-States Division	Federal	009 1019 STOR Wells	V2023 FY	MACRS 7		0	0	0	179.79	0	0
050	093	Utility	NONE	2023 050 Mid-States Division	Federal	093 1010 DIST Land, Land Rights	V2023 FY	NONE		0	0	0	0	0	0
050	093	Utility	MACRS 15	2023 050 Mid-States Division	Federal	093 1010 DIST Mains	V2023 FY	MACRS 15		0	0	0	529196.95	0	0
050	093	Utility	MACRS 15	2023 050 Mid-States Division	Federal	093 1010 DIST Meas, Reg Sta	V2023 FY	MACRS 15		0	0	0	117008.19	0	0
050	093	Utility	MACRS 20	2023 050 Mid-States Division	Federal	093 1010 DIST Meas, Reg Sta (Ind)	V2023 FY	MACRS 20		0	0	0	3045.07	0	0
050	093	Utility	MACRS 20	2023 050 Mid-States Division	Federal	093 1010 DIST Meters & Regs	V2023 FY	MACRS 20		0	0	0	223186.73	0	0
050	093	Utility	MACRS 20	2023 050 Mid-States Division	Federal	093 1010 DIST Services	V2023 FY	MACRS 20		0	0	0	242774.12	0	0
050	093	Utility	MACRS 5	2023 050 Mid-States Division	Federal	093 1010 GENL Communication	V2023 FY	MACRS 5		0	0	0	272.71	0	0
050	093	Utility	MACRS 5	2023 050 Mid-States Division	Federal	093 1010 GENL Computers HW	V2023 FY	MACRS 5		0	0	0	37228.39	0	0
050	093	Utility	MACRS 7	2023 050 Mid-States Division	Federal	093 1010 GENL Misc	V2023 FY	MACRS 7		0	0	0	63983.19	0	0
050	093	Utility	MACRS 7	2023 050 Mid-States Division	Federal	093 1010 GENL Office 7	V2023 FY	MACRS 7		0	0	0	1118.05	0	0
050	093	Utility	MACRS 39	2023 050 Mid-States Division	Federal	093 1010 GENL Structures	V2023 FY	MACRS 39 FEB	44958	0	0	0	330.62	0	0
050	093	Utility	MACRS 39	2023 050 Mid-States Division	Federal	093 1010 GENL Structures	V2023 FY	MACRS 39 APR	45017	0	0	0	0	0	0
050	093	Utility	MACRS 39	2023 050 Mid-States Division	Federal	093 1010 GENL Structures	V2023 FY	MACRS 39 JUN	45078	0	0	0	154.48	0	0
050	093	Utility	MACRS 39	2023 050 Mid-States Division	Federal	093 1010 GENL Structures	V2023 FY	MACRS 39 JUL	45108	0	0	0	219.95	0	0
050	093	Utility	MACRS 39	2023 050 Mid-States Division	Federal	093 1010 GENL Structures	V2023 FY	MACRS 39 AUG	45139	0	0	0	0	0	0
050	093	Utility	MACRS 39	2023 050 Mid-States Division	Federal	093 1010 GENL Structures	V2023 FY	MACRS 39 SEP	45170	0	0	0	104.03	0	0
050	093	Utility	MACRS 39	2023 050 Mid-States Division	Federal	093 1010 GENL Structures	V2023 FY	MACRS 39 OCT	44835	0	0	0	0	0	0
050	093	Utility	MACRS 39	2023 050 Mid-States Division	Federal	093 1010 GENL Structures	V2023 FY	MACRS 39 NOV	44866	0	0	0	0	0	0
050	093	Utility	MACRS 7	2023 050 Mid-States Division	Federal	093 1010 GENL Tools	V2023 FY	MACRS 7		0	0	0	180620.01	0	0
050	093	Utility	MACRS 5	2023 050 Mid-States Division	Federal	093 1010 GENL Transportation	V2023 FY	MACRS 5		0	0	0	5151.45	0	0
050	093	Utility	MACRS 15	2023 050 Mid-States Division	Federal	093 1010 TRAN Meas, Reg Sta Equip	V2023 FY	MACRS 15		0	0	0	57661.22	0	0
050	093	NSC	NONE	2023 050 Mid-States Division	Federal	093 1019 DIST Land, Land Rights	V2023 FY	NONE		0	0	0	0	0	0
050	093	NSC	MACRS 15	2023 050 Mid-States Division	Federal	093 1019 DIST Mains	V2023 FY	MACRS 15		0	0	0	54.1	0	0
050	093	NSC	MACRS 15	2023 050 Mid-States Division	Federal	093 1019 DIST Meas, Reg Sta	V2023 FY	MACRS 15		0	0	0	82.67	0	0
050	093	NSC	MACRS 20	2023 050 Mid-States Division	Federal	093 1019 DIST Meas, Reg Sta (Ind)	V2023 FY	MACRS 20		0	0	0	9.3	0	0
050	093	NSC	MACRS 20	2023 050 Mid-States Division	Federal	093 1019 DIST Meters & Regs	V2023 FY	MACRS 20		0	0	0	2141.03	0	0
050	093	NSC	MACRS 20	2023 050 Mid-States Division	Federal	093 1019 DIST Services	V2023 FY	MACRS 20		0	0	0	-537.49	0	0
050	096	Utility	MACRS 15	2023 050 Mid-States Division	Federal	096 1010 DIST Mains	V2023 FY	MACRS 15		0	0	0	137354.5	0	0
050	096	Utility	MACRS 15	2023 050 Mid-States Division	Federal	096 1010 DIST Meas, Reg Sta	V2023 FY	MACRS 15		0	0	0	159449.61	0	0
050	096	Utility	MACRS 20	2023 050 Mid-States Division	Federal	096 1010 DIST Meters & Regs	V2023 FY	MACRS 20		0	0	0	24042.71	0	0
050	096	Utility	MACRS 20	2023 050 Mid-States Division	Federal	096 1010 DIST Services	V2023 FY	MACRS 20		0	0	0	26809.15	0	0
050	096	Utility	MACRS 7	2023 050 Mid-States Division	Federal	096 1010 GENL Misc	V2023 FY	MACRS 7		0	0	0	2120.75	0	0
050	096	Utility	MACRS 7	2023 050 Mid-States Division	Federal	096 1010 GENL Tools	V2023 FY	MACRS 7		0	0	0	17842.06	0	0
050	096	NSC	MACRS 15	2023 050 Mid-States Division	Federal	096 1019 DIST Mains	V2023 FY	MACRS 15		0	0	0	1014.78	0	0
050	096	NSC	MACRS 15	2023 050 Mid-States Division	Federal	096 1019 DIST Meas, Reg Sta	V2023 FY	MACRS 15		0	0	0	54.22	0	0
050	096	NSC	MACRS 20	2023 050 Mid-States Division	Federal	096 1019 DIST Meters & Regs	V2023 FY	MACRS 20		0	0	0	249.16	0	0
050	096	NSC	MACRS 20	2023 050 Mid-States Division	Federal	096 1019 DIST Services	V2023 FY	MACRS 20		0	0	0	247.45	0	0

book_balance_end	tax_balance_end	accum_reserve_end	additions	retirements	extraordinary	accum_ordi	accum_ordin_r	ord_retires	transfers	adjustment	cost_of_re	actual_salv	capital_gai	accum_res	depreciatio	gain_loss_	tax_locatio	type_of_pr	tax_law_de	convention	extraord_c	tax_limit_d	summary_	recovery_p	tax_credit_
-211165	-211165	0	0	0	0	0	0	0	0	0	0	0	0	0	0	0		7-Year Property	MACRS Re	ADR Regular			MACRS	7 - Year Property	
-211165	-211165	-211165	0	0	0	0	0	0	0	0	0	0	0	0	0	0		ACE - Pre 1990 MACF	MACRS Re	ADR Regular			MACRS	7 - Year Property	
-211165	-211165	-211165	0	0	0	0	0	0	0	0	0	0	0	0	0	0		AMT - ALL Property	MACRS Re	ADR Regular			MACRS	7 - Year Property	
0	0	0	0	0	0	0	0	0	0	0	0	0	0	0	0	0		7-Year Property	MACRS Re	ADR Regular			MACRS	7 - Year Property	
0	0	0	0	0	0	0	0	0	0	0	0	0	0	0	0	0		ACE - Pre 1990 MACF	MACRS Re	ADR Regular			MACRS	7 - Year Property	
0	0	0	0	0	0	0	0	0	0	0	0	0	0	0	0	0		AMT - ALL Property	MACRS Re	ADR Regular			MACRS	7 - Year Property	
0	-0.01	-0.01	0	0	0	0	0	0	0	0	0	0	0	0	0	0		7-Year Property	MACRS Re	ADR Regular			MACRS	7 - Year Property	
0	0	0	0	0	0	0	0	0	0	0	0	0	0	0	0	0		ACE - Pre 1990 MACF	MACRS Re	ADR Regular			MACRS	7 - Year Property	
0	0	0	0	0	0	0	0	0	0	0	0	0	0	0	0	0		AMT - ALL Property	MACRS Re	ADR Regular			MACRS	7 - Year Property	
0	735512	735512	0	0	0	0	0	0	0	0	0	0	0	0	0	0	-1	15-Year Property	MACRS Re	ADR Regular			MACRS	15 - Year Property	
0	735512	735512	0	0	0	0	0	0	0	0	0	0	0	0	0	0	-1	ACE - Pre 1990 MACF	MACRS Re	ADR Regular			MACRS	15 - Year Property	
0	735512	735512	0	0	0	0	0	0	0	0	0	0	0	0	0	0	-1	AMT - ALL Property	MACRS Re	ADR Regular			MACRS	15 - Year Property	
0.68	0.34	0.34	0	0	0	0	0	0	0	0	0	0	0	0	0	0		7-Year Property	MACRS Re	ADR Regular			MACRS	7 - Year Property	
0.68	0.33	0.33	0	0	0	0	0	0	0	0	0	0	0	0	0	0		ACE - Pre 1990 MACF	MACRS Re	ADR Regular			MACRS	7 - Year Property	
0.68	0.33	0.33	0	0	0	0	0	0	0	0	0	0	0	0	0	0		AMT - ALL Property	MACRS Re	ADR Regular			MACRS	7 - Year Property	
0	124957.94	124957.94	0	0	0	0	0	0	0	0	0	0	0	0	0	0	2033	15-Year Property	Tax Expen	Tax Expense Retire La			MACRS	15 - Year Property	
0	124957.94	124957.94	0	0	0	0	0	0	0	0	0	0	0	0	0	0	2033	ACE - Post 1989 Pre 1	Tax Expen	Tax Expense Retire La			MACRS	15 - Year Property	
0	124957.94	124957.94	0	0	0	0	0	0	0	0	0	0	0	0	0	0	2033	AMT - ALL Property	Tax Expen	Tax Expense Retire La			MACRS	15 - Year Property	
0	0	0	0	0	0	0	0	0	0	0	0	0	0	0	0	0		7-Year Property	MACRS Re	ADR Regular			MACRS	7 - Year Property	
0	0	0	0	0	0	0	0	0	0	0	0	0	0	0	0	0		ACE - Post 1989 Pre 1	MACRS Re	ADR Regular			MACRS	7 - Year Property	
0	0	0	0	0	0	0	0	0	0	0	0	0	0	0	0	0		AMT - ALL Property	MACRS Re	ADR Regular			MACRS	7 - Year Property	
0	0	0	0	0	0	0	0	0	0	0	0	0	0	0	0	0		7-Year Property	MACRS Re	ADR Regular			MACRS	7 - Year Property	
0	0	0	0	0	0	0	0	0	0	0	0	0	0	0	0	0		ACE - Post 1989 Pre 1	MACRS Re	ADR Regular			MACRS	7 - Year Property	
0	0	0	0	0	0	0	0	0	0	0	0	0	0	0	0	0		AMT - ALL Property	MACRS Re	ADR Regular			MACRS	7 - Year Property	
0	0.01	0.01	0	0	0	0	0	0	0	0	0	0	0	0	0	0		7-Year Property	MACRS Re	ADR Regular			MACRS	7 - Year Property	
0	0	0	0	0	0	0	0	0	0	0	0	0	0	0	0	0		ACE - Post 1989 Pre 1	MACRS Re	ADR Regular			MACRS	7 - Year Property	
0	0	0	0	0	0	0	0	0	0	0	0	0	0	0	0	0		AMT - ALL Property	MACRS Re	ADR Regular			MACRS	7 - Year Property	
0	-0.01	-0.01	0	0	0	0	0	0	0	0	0	0	0	0	0	0		7-Year Property	MACRS Re	ADR Regular			MACRS	7 - Year Property	
0	0	0	0	0	0	0	0	0	0	0	0	0	0	0	0	0		ACE - Post 1989 Pre 1	MACRS Re	ADR Regular			MACRS	7 - Year Property	
0	0	0	0	0	0	0	0	0	0	0	0	0	0	0	0	0		AMT - ALL Property	MACRS Re	ADR Regular			MACRS	7 - Year Property	
0	1384445	1384445	0	0	0	0	0	0	0	0	0	0	0	0	0	0	-1	15-Year Property	MACRS Re	ADR Regular			MACRS	15 - Year Property	
0	1384445	1384445	0	0	0	0	0	0	0	0	0	0	0	0	0	0	-1	ACE - Post 1989 Pre 1	MACRS Re	ADR Regular			MACRS	15 - Year Property	
0	1384445	1384445	0	0	0	0	0	0	0	0	0	0	0	0	0	0	-1	AMT - ALL Property	MACRS Re	ADR Regular			MACRS	15 - Year Property	
0.57	0.28	0.28	0	0	0	0	0	0	0	0	0	0	0	0	0	0		7-Year Property	MACRS Re	ADR Regular			MACRS	7 - Year Property	
0.57	0.29	0.29	0	0	0	0	0	0	0	0	0	0	0	0	0	0		ACE - Post 1989 Pre 1	MACRS Re	ADR Regular			MACRS	7 - Year Property	
0.57	0.29	0.29	0	0	0	0	0	0	0	0	0	0	0	0	0	0		AMT - ALL Property	MACRS Re	ADR Regular			MACRS	7 - Year Property	
0	0	0	0	0	0	0	0	0	0	0	0	0	0	0	0	0		5-Year Property	MACRS Re	ADR Regular			MACRS	5 - Year Property	
0	0	0	0	0	0	0	0	0	0	0	0	0	0	0	0	0		ACE - Post 1989 Pre 1	MACRS Re	ADR Regular			MACRS	5 - Year Property	
0	0	0	0	0	0	0	0	0	0	0	0	0	0	0	0	0		AMT - ALL Property	MACRS Re	ADR Regular			MACRS	5 - Year Property	
0	-0.02	-0.02	0	0	0	0	0	0	0	0	0	0	0	0	0	0		7-Year Property	MACRS Re	ADR Regular			MACRS	7 - Year Property	
0	0	0	0	0	0	0	0	0	0	0	0	0	0	0	0	0		ACE - Post 1989 Pre 1	MACRS Re	ADR Regular			MACRS	7 - Year Property	
0	0	0	0	0	0	0	0	0	0	0	0	0	0	0	0	0		AMT - ALL Property	MACRS Re	ADR Regular			MACRS	7 - Year Property	
0	963735	963735	0	0	0	0	0	0	0	0	0	0	0	0	0	0	-1	15-Year Property	MACRS Re	ADR Regular			MACRS	15 - Year Property	
0	963735	963735	0	0	0	0	0	0	0	0	0	0	0	0	0	0	-1	ACE - Post 1989 Pre 1	MACRS Re	ADR Regular			MACRS	15 - Year Property	
0	963735	963735	0	0	0	0	0	0	0	0	0	0	0	0	0	0	-1	AMT - ALL Property	MACRS Re	ADR Regular			MACRS	15 - Year Property	
51942	51942	51942	0	0	0	0	0	0	0	0	0	0	0	0	0	0		5-Year Property	MACRS Re	ADR Regular			MACRS	5 - Year Property	
51942	51942	51942	0	0	0	0	0	0	0	0	0	0	0	0	0	0		ACE - Post 1989 Pre 1	MACRS Re	ADR Regular			MACRS	5 - Year Property	
51942	51942	51942	0	0	0	0	0	0	0	0	0	0	0	0	0	0		AMT - ALL Property	MACRS Re	ADR Regular			MACRS	5 - Year Property	
0	0	0	0	0	0	0	0	0	0	0	0	0	0	0	0	0		5-Year Property	MACRS Re	ADR Regular			MACRS	5 - Year Property	
0	933944	933944	0	0	0	0	0	0	0	0	0	0	0	0	0	0	-1	15-Year Property	MACRS Re	ADR Regular			MACRS	15 - Year Property	
0	933944	933944	0	0	0	0	0	0	0	0	0	0	0	0	0	0	-1	ACE - Post 1989 Pre 1	MACRS Re	ADR Regular			MACRS	15 - Year Property	
0	933944	933944	0	0	0	0	0	0	0	0	0	0	0	0	0	0	-1	AMT - ALL Property	MACRS Re	ADR Regular			MACRS	15 - Year Property	
21862.75	21862.75	21862.75	0	0	0	0	0	0	0	0	0	0	0	0	0	0		5-Year Property	MACRS Re	ADR Regular			MACRS	5 - Year Property	
21862.75	21862.75	21862.75	0	0	0	0	0	0	0	0	0	0	0	0	0	0		ACE - Post 1989 Pre 1	MACRS Re	ADR Regular			MACRS	5 - Year Property	
21862.75	21862.75	21862.75	0	0	0	0	0	0	0	0	0	0	0	0	0	0		AMT - ALL Property	MACRS Re	ADR Regular			MACRS	5 - Year Property	
0	0	0	0	0	0	0	0	0	0	0	0	0	0	0	0	0		5-Year Property	MACRS Re	ADR Regular			MACRS	5 - Year Property	
0	0	0	0	0	0	0	0	0	0	0	0	0	0	0	0	0		ACE - Post 1989 Pre 1	MACRS Re	ADR Regular			MACRS	5 - Year Property	
0	0	0	0	0	0	0	0	0	0	0	0	0	0	0	0	0		AMT - ALL Property	MACRS Re	ADR Regular			MACRS	5 - Year Property	
0	-0.01	-0.01	0	0	0	0	0	0	0	0	0	0	0	0	0	0		7-Year Property	MACRS Re	ADR Regular			MACRS	7 - Year Property	
0	0	0	0	0	0	0	0	0	0	0	0	0	0	0	0	0		ACE - Post 1989 Pre 1	MACRS Re	ADR Regular			MACRS	7 - Year Property	
0	0	0	0	0	0	0	0	0	0	0	0	0	0	0	0	0		AMT - ALL Property	MACRS Re	ADR Regular			MACRS	7 - Year Property	
0	1020181	1020181	0	0	0	0	0	0	0	0	0	0	0	0	0	0	-1	15-Year Property	MACRS Re	ADR Regular			MACRS	15 - Year Property	
0	1020181	1020181	0	0	0	0	0	0	0	0	0	0	0	0	0	0	-1	ACE - Post 1989 Pre 1	MACRS Re	ADR Regular			MACRS	15 - Year Property	
0	1020181	1020181	0	0	0	0	0	0	0	0	0	0	0	0	0	0	-1	AMT - ALL Property	MACRS Re	ADR Regular			MACRS	15 - Year Property	
189246	189246	189246	0	0	0	0	0	0	0	0	0	0	0	0	0	0		5-Year Property	MACRS Re	ADR Regular			MACRS	5 - Year Property	
189246	189246	189246	0	0	0	0	0	0	0	0	0	0	0	0	0	0		ACE - Post 1989 Pre 1	MACRS Re	ADR Regular			MACRS	5 - Year Property	
189246	189246	189246	0	0	0	0	0	0	0	0	0	0	0	0	0	0		AMT - ALL Property	MACRS Re	ADR Regular			MACRS	5 - Year Property	
0	0	0	0	0	0	0	0	0	0	0	0	0	0	0	0	0		5-Year Property	MACRS Re	ADR Regular			MACRS	5 - Year Property	
0	0	0	0	0	0	0	0	0	0	0	0	0	0	0	0	0		AMT - ALL Property	MACRS Re	ADR Regular			MACRS	5 - Year Property	
0	0	0	0	0	0	0	0	0	0	0	0	0	0	0	0	0		3-Year Property	MACRS Re	ADR Regular			MACRS	3 - Year Property	
0	0	0	0	0	0	0	0	0	0	0	0	0	0	0	0	0		5-Year Property	MACRS Re	ADR Regular			MACRS	5 - Year Property	
160.92	79.41	79.41	0	0	0	0	0	0	0	0	0	0	0	0	0	0		7-Year Property	MACRS Re	ADR Regular			MACRS	7 - Year Property	
160.92	79.41	79.41	0	0	0	0	0	0	0	0	0	0	0	0	0	0		AMT - ALL Property	MACRS Re	ADR Regular			MACRS	7 - Year Property	
0	-0.01	-0.01	0	0	0	0	0	0	0	0	0	0	0	0	0	0		7-Year Property	MACRS Re	ADR Regular			MACRS	7 - Year Property	
0	0	0	0	0	0	0	0	0	0	0	0	0	0	0	0	0		AMT - ALL Property	MACRS Re	ADR Regular			MACRS	7 - Year Property	
0	0.01	0.01	0	0	0	0	0	0	0	0	0	0	0	0	0	0		7-Year Property	MACRS Re	ADR Regular			MACRS	7 - Year Property	
0	0	0	0	0	0	0	0	0	0	0	0	0	0	0	0	0		AMT - ALL Property	MACRS Re	ADR Regular			MACRS	7 - Year Property	
0	1451452	1451452	0	0	0	0	0	0	0	0	0	0	0	0	0	0	-1	15-Year Property	MACRS Re	ADR Regular			MACRS	15 - Year Property	
0	1451452	1451452	0	0	0	0	0	0	0	0	0	0	0	0	0	0	-1	AMT - ALL Property	MACRS Re	ADR Regular			MACRS	15 - Year Property	
193095	193095	193095	0	0	0	0	0	0	0	0	0	0	0	0	0	0		5-Year Property	MACRS Re	ADR Regular			MACRS	5 - Year Property	
193095	193095	193095	0	0	0	0	0	0	0	0	0	0	0	0	0	0		AMT - ALL Property	MACRS Re	ADR Regular			MACRS	5 - Year Property	
0	0	0	0	0	0	0	0	0	0	0	0	0	0	0	0	0		5-Year Property	MACRS Re	ADR Regular			MACRS	5 - Year Property	
0	0	0	0	0	0	0	0	0	0	0	0	0	0	0	0	0		AMT - ALL Property	MACRS Re	ADR Regular			MACRS	5 - Year Property	
403001.87	403001.87	403001.87	0	0	0	0	0	0	0	0	0	0	0	0	0	0		5-Year Property	MACRS Re	ADR Regular			MACRS	5 - Year Property	
403001.87	403001.87	403001.87	0	0	0	0	0	0	0	0	0	0	0	0	0	0		AMT - ALL Property	MACRS Re	ADR Regular			MACRS	5 - Year Property	
0	0	0	0	0	0	0	0	0	0	0	0	0	0	0	0	0		5-Year Property	MACRS Re	ADR Regular			MACRS	5 - Year Property	
0	0	0	0	0	0	0	0	0	0	0	0	0	0	0	0	0		AMT - ALL Property	MACRS Re	ADR Regular			MACRS	5 - Year Property	
0	0	0	0	0	0	0	0	0	0	0	0	0	0	0	0	0		3-Year Property	MACRS Re	ADR Regular			MACRS	3 - Year Property	
0	0	0	0	0	0	0	0	0	0	0	0	0	0	0	0	0		3-Year Property	MACRS Re	ADR Regular			MACRS	3 - Year Property	
439.44	216.82	216.82	0	0	0	0	0	0	0	0	0	0	0	0	0	0		7-Year Property	MACRS Re	ADR Regular			MACRS	7 - Year Property	

439.44	216.84	216.84	0	0	0	0	0	0	0	0	0	0	0	0	0	0	AMT - ALL Property	MACRS Re	ADR Regular	MACRS	7 - Year Property
0	0	0	0	0	0	0	0	0	0	0	0	0	0	0	0	0	5-Year Property	MACRS Re	ADR Regular	MACRS	5 - Year Property
0	0	0	0	0	0	0	0	0	0	0	0	0	0	0	0	0	AMT - ALL Property	MACRS Re	ADR Regular	MACRS	5 - Year Property
0	0.01	0.01	0	0	0	0	0	0	0	0	0	0	0	0	0	0	7-Year Property	MACRS Re	ADR Regular	MACRS	7 - Year Property
0	0	0	0	0	0	0	0	0	0	0	0	0	0	0	0	0	AMT - ALL Property	MACRS Re	ADR Regular	MACRS	7 - Year Property
0	0.01	0.01	0	0	0	0	0	0	0	0	0	0	0	0	0	0	7-Year Property	MACRS Re	ADR Regular	MACRS	7 - Year Property
0	0	0	0	0	0	0	0	0	0	0	0	0	0	0	0	0	AMT - ALL Property	MACRS Re	ADR Regular	MACRS	7 - Year Property
0	0	0	0	0	0	0	0	0	0	0	0	0	0	0	0	0	7-Year Property	MACRS Re	ADR Regular	MACRS	7 - Year Property
0	0	0	0	0	0	0	0	0	0	0	0	0	0	0	0	0	AMT - ALL Property	MACRS Re	ADR Regular	MACRS	7 - Year Property
0	0	0	0	0	0	0	0	0	0	0	0	0	0	0	0	0	5-Year Property	MACRS Re	ADR Regular	MACRS	5 - Year Property
0	0	0	0	0	0	0	0	0	0	0	0	0	0	0	0	0	AMT - ALL Property	MACRS Re	ADR Regular	MACRS	5 - Year Property
0	1488475	1488475	0	0	0	0	0	0	0	0	0	0	0	0	0	-1	15-Year Property	MACRS Re	ADR Regular	MACRS	15 - Year Property
0	1488475	1488475	0	0	0	0	0	0	0	0	0	0	0	0	0	-1	AMT - ALL Property	MACRS Re	ADR Regular	MACRS	15 - Year Property
20063.13	20063.13	20063.13	0	0	0	0	0	0	0	0	0	0	0	0	0	0	5-Year Property	MACRS Re	ADR Regular	MACRS	5 - Year Property
20063.13	20063.13	20063.13	0	0	0	0	0	0	0	0	0	0	0	0	0	0	AMT - ALL Property	MACRS Re	ADR Regular	MACRS	5 - Year Property
0	0	0	0	0	0	0	0	0	0	0	0	0	0	0	0	0	3-Year Property	MACRS Re	ADR Regular	MACRS	3 - Year Property
31326.35	31326.35	31326.35	0	0	0	0	0	0	0	0	0	0	0	0	0	0	3-Year Property	MACRS Re	ADR Regular	MACRS	3 - Year Property
0	0	0	0	0	0	0	0	0	0	0	0	0	0	0	0	0	5-Year Property	MACRS Re	ADR Regular	MACRS	5 - Year Property
0	0	0	0	0	0	0	0	0	0	0	0	0	0	0	0	0	AMT - ALL Property	MACRS Re	ADR Regular	MACRS	5 - Year Property
0	0	0	0	0	0	0	0	0	0	0	0	0	0	0	0	0	5-Year Property	MACRS Re	ADR Regular	MACRS	5 - Year Property
0	0	0	0	0	0	0	0	0	0	0	0	0	0	0	0	0	AMT - ALL Property	MACRS Re	ADR Regular	MACRS	5 - Year Property
0	0	0	0	0	0	0	0	0	0	0	0	0	0	0	0	0	5-Year Property	MACRS Re	ADR Regular	MACRS	5 - Year Property
2001	987.41	987.41	0	0	0	0	0	0	0	0	0	0	0	0	0	0	7-Year Property	MACRS Re	ADR Regular	MACRS	7 - Year Property
2001	987.39	987.39	0	0	0	0	0	0	0	0	0	0	0	0	0	0	AMT - ALL Property	MACRS Re	ADR Regular	MACRS	7 - Year Property
0	0.01	0.01	0	0	0	0	0	0	0	0	0	0	0	0	0	0	7-Year Property	MACRS Re	ADR Regular	MACRS	7 - Year Property
0	0	0	0	0	0	0	0	0	0	0	0	0	0	0	0	0	AMT - ALL Property	MACRS Re	ADR Regular	MACRS	7 - Year Property
-157780.1	-77857.82	-77857.82	0	0	0	0	0	0	0	0	0	0	0	0	0	0	7-Year Property	MACRS Re	ADR Regular	MACRS	7 - Year Property
-157780.1	-77857.84	-77857.84	0	0	0	0	0	0	0	0	0	0	0	0	0	0	AMT - ALL Property	MACRS Re	ADR Regular	MACRS	7 - Year Property
0	0	0	0	0	0	0	0	0	0	0	0	0	0	0	0	0	7-Year Property	MACRS Re	ADR Regular	MACRS	7 - Year Property
0	0	0	0	0	0	0	0	0	0	0	0	0	0	0	0	0	AMT - ALL Property	MACRS Re	ADR Regular	MACRS	7 - Year Property
4937644.55	2436510.1	2436510.1	0	0	0	0	0	0	0	0	0	0	0	0	0	0	7-Year Property	MACRS Re	ADR Regular	MACRS	7 - Year Property
4937644.55	2436510.12	2436510.12	0	0	0	0	0	0	0	0	0	0	0	0	0	0	AMT - ALL Property	MACRS Re	ADR Regular	MACRS	7 - Year Property
0	0	0	0	0	0	0	0	0	0	0	0	0	0	0	0	0	7-Year Property	MACRS Re	ADR Regular	MACRS	7 - Year Property
0	0	0	0	0	0	0	0	0	0	0	0	0	0	0	0	0	AMT - ALL Property	MACRS Re	ADR Regular	MACRS	7 - Year Property
0	1741844	1741844	0	0	0	0	0	0	0	0	0	0	0	0	0	-1	15-Year Property	MACRS Re	ADR Regular	MACRS	15 - Year Property
0	1741844	1741844	0	0	0	0	0	0	0	0	0	0	0	0	0	-1	AMT - ALL Property	MACRS Re	ADR Regular	MACRS	15 - Year Property
0	0	0	0	0	0	0	0	0	0	0	0	0	0	0	0	0	5-Year Property	MACRS Re	ADR Regular	MACRS	5 - Year Property
0	0	0	0	0	0	0	0	0	0	0	0	0	0	0	0	0	AMT - ALL Property	MACRS Re	ADR Regular	MACRS	5 - Year Property
204487.14	100905.41	100905.41	0	0	0	0	0	0	0	0	0	0	0	0	0	0	7-Year Property	MACRS Re	ADR Regular	MACRS	7 - Year Property
204487.14	100905.41	100905.41	0	0	0	0	0	0	0	0	0	0	0	0	0	0	AMT - ALL Property	MACRS Re	ADR Regular	MACRS	7 - Year Property
0	0	0	0	0	0	0	0	0	0	0	0	0	0	0	0	0	7-Year Property	MACRS Re	ADR Regular	MACRS	7 - Year Property
0	0	0	0	0	0	0	0	0	0	0	0	0	0	0	0	0	AMT - ALL Property	MACRS Re	ADR Regular	MACRS	7 - Year Property
0	0	0	0	0	0	0	0	0	0	0	0	0	0	0	0	0	5-Year Property	MACRS Re	ADR Regular	MACRS	5 - Year Property
0	0	0	0	0	0	0	0	0	0	0	0	0	0	0	0	0	AMT - ALL Property	MACRS Re	ADR Regular	MACRS	5 - Year Property
0	0	0	0	0	0	0	0	0	0	0	0	0	0	0	0	0	5-Year Property	MACRS Re	ADR Regular	MACRS	5 - Year Property
-6864.24	-3387.2	-3387.2	0	0	0	0	0	0	0	0	0	0	0	0	0	0	7-Year Property	MACRS Re	ADR Regular	MACRS	7 - Year Property
-6864.24	-3387.2	-3387.2	0	0	0	0	0	0	0	0	0	0	0	0	0	0	AMT - ALL Property	MACRS Re	ADR Regular	MACRS	7 - Year Property
384829.49	266181.92	125414.22	0	0	0	0	0	0	0	0	0	0	0	0	0	0	Non-Residential Real I	MACRS Re	ADR Regular	MACRS	
384829.49	266181.91	137270	0	0	0	0	0	0	0	0	0	0	0	0	0	0	AMT - ALL Property	MACRS Re	ADR Regular	MACRS	
608278.2	301168.55	301168.55	0	0	0	-19939.56	-19939.56	0	0	0	0	0	0	0	0	0	7-Year Property	MACRS Re	ADR Regular	MACRS	7 - Year Property
608278.2	301168.55	301168.55	0	0	0	-19939.56	-19939.56	0	0	0	0	0	0	0	0	0	AMT - ALL Property	MACRS Re	ADR Regular	MACRS	7 - Year Property
0	2105284	2105284	0	0	0	0	0	0	0	0	0	0	0	0	0	-1	15-Year Property	MACRS Re	ADR Regular	MACRS	15 - Year Property
0	2105284	2105284	0	0	0	0	0	0	0	0	0	0	0	0	0	-1	AMT - ALL Property	MACRS Re	ADR Regular	MACRS	15 - Year Property
9838.2	9838.2	9838.2	0	0	0	0	0	0	0	0	0	0	0	0	0	0	5-Year Property	MACRS Re	ADR Regular	MACRS	5 - Year Property
9838.2	9838.2	9838.2	0	0	0	0	0	0	0	0	0	0	0	0	0	0	AMT - ALL Property	MACRS Re	ADR Regular	MACRS	5 - Year Property
0	0	0	0	0	0	0	0	0	0	0	0	0	0	0	0	0	3-Year Property	MACRS Re	ADR Regular	MACRS	3 - Year Property
1032224	1032224	1032224	0	0	0	19939.57	19939.57	0	0	0	0	0	0	0	0	0	7-Year Property	MACRS Re	ADR Regular	MACRS	7 - Year Property
1032224	1032224	1032224	0	0	0	19939.57	19939.57	0	0	0	0	0	0	0	0	0	AMT - ALL Property	MACRS Re	ADR Regular	MACRS	7 - Year Property
0	0	0	0	0	0	0	0	0	0	0	0	0	0	0	0	0	5-Year Property	MACRS Re	ADR Regular	MACRS	5 - Year Property
0	0	0	0	0	0	0	0	0	0	0	0	0	0	0	0	0	AMT - ALL Property	MACRS Re	ADR Regular	MACRS	5 - Year Property
76095.18	37549.62	37549.62	0	0	0	0	0	0	0	0	0	0	0	0	0	0	7-Year Property	MACRS Re	ADR Regular	MACRS	7 - Year Property
76095.18	37549.62	37549.62	0	0	0	0	0	0	0	0	0	0	0	0	0	0	AMT - ALL Property	MACRS Re	ADR Regular	MACRS	7 - Year Property
0	0	0	0	0	0	0	0	0	0	0	0	0	0	0	0	0	Non-Residential Real I	MACRS Re	ADR Regular	MACRS	
0	0	0	0	0	0	0	0	0	0	0	0	0	0	0	0	0	AMT - ALL Property	MACRS Re	ADR Regular	MACRS	
0	2411456	2411456	0	0	0	0	0	0	0	0	0	0	0	0	0	-1	15-Year Property	MACRS Re	ADR Regular	MACRS	15 - Year Property
0	2411456	2411456	0	0	0	0	0	0	0	0	0	0	0	0	0	-1	AMT - ALL Property	MACRS Re	ADR Regular	MACRS	15 - Year Property
0	0	0	0	0	0	0	0	0	0	0	0	0	0	0	0	0	3-Year Property	MACRS Re	ADR Regular	MACRS	3 - Year Property
0	0	0	0	0	0	0	0	0	0	0	0	0	0	0	0	0	5-Year Property	MACRS Re	ADR Regular	MACRS	5 - Year Property
0	0	0	0	0	0	0	0	0	0	0	0	0	0	0	0	0	AMT - ALL Property	MACRS Re	ADR Regular	MACRS	5 - Year Property
0	0	0	0	0	0	0	0	0	0	0	0	0	0	0	0	0	5-Year Property	MACRS Re	ADR Regular	MACRS	5 - Year Property
0	0	0	0	0	0	0	0	0	0	0	0	0	0	0	0	0	AMT - ALL Property	MACRS Re	ADR Regular	MACRS	5 - Year Property
0	0	0	0	0	0	0	0	0	0	0	0	0	0	0	0	0	5-Year Property	MACRS Re	ADR Regular	MACRS	5 - Year Property
0	0	0	0	0	0	0	0	0	0	0	0	0	0	0	0	0	AMT - ALL Property	MACRS Re	ADR Regular	MACRS	5 - Year Property
0	0	0	0	0	0	0	0	0	0	0	0	0	0	0	0	0	5-Year Property	MACRS Re	ADR Regular	MACRS	5 - Year Property
0	0.01	0.01	0	0	0	0	0	0	0	0	0	0	0	0	0	0	3-Year Property	MACRS Re	ADR Regular	MACRS	3 - Year Property
0	0	0	0	0	0	0	0	0	0	0	0	0	0	0	0	0	5-Year Property	MACRS Re	ADR Regular	MACRS	5 - Year Property
0	0	0	0	0	0	0	0	0	0	0	0	0	0	0	0	0	7-Year Property	MACRS Re	ADR Regular	MACRS	7 - Year Property
0	0	0	0	0	0	0	0	0	0	0	0	0	0	0	0	0	AMT - ALL Property	MACRS Re	ADR Regular	MACRS	7 - Year Property
0	2742263	2742263	0	0	0	0	0	0	0	0	0	0	0	0	0	-1	15-Year Property	MACRS Re	ADR Regular	MACRS	15 - Year Property
0	0	0	0	0	0	0	0	0	0	0	0	0	0	0	0	0	5-Year Property	MACRS Re	ADR Regular	MACRS	5 - Year Property
0	0	0	0	0	0	0	0	0	0	0	0	0	0	0	0	0	AMT - ALL Property	MACRS Re	ADR Regular	MACRS	5 - Year Property
0	0	0	0	0	0	0	0	0	0	0	0	0	0	0	0	0	5-Year Property	MACRS Re	ADR Regular	MACRS	5 - Year Property
0	0	0	0	0	0	0	0	0	0	0	0	0	0	0	0	0	AMT - ALL Property	MACRS Re	ADR Regular	MACRS	5 - Year Property
0	0	0	0	0	0	0	0	0	0	0	0	0	0	0	0	0	5-Year Property	MACRS Re	ADR Regular	MACRS	5 - Year Property
0	0	0	0	0	0	0	0	0	0	0	0	0	0	0	0	0	AMT - ALL Property	MACRS Re	ADR Regular	MACRS	5 - Year Property
0	0	0	0	0	0	0	0	0	0	0	0	0	0	0	0	0	3-Year Property	MACRS Re	ADR Regular	MACRS	3 - Year Property
0	0	0	0	0	0	0	0	0	0	0	0	0	0	0	0	0	5-Year Property	MACRS Re	ADR Regular	MACRS	5 - Year Property
163591.49	163591.49	163591.49	0	0	0	0	0	0	0	0	0	0	0	0	0	0	7-Year Property	MACRS Re	ADR Regular	MACRS	7 - Year Property
163591.49	163591.49	163591.49	0	0	0	0	0	0	0	0	0	0	0	0	0	0	AMT - ALL Property	MACRS Re	ADR Regular	MACRS	7 - Year Property
160299.89	160299.89	154108.85	0	0	0	0	0	0	0	0	0	0	0	0	0	0	Non-Residential Real I	MACRS Re	ADR Regular	MACRS	Non - Residential Real
0	-719964	-719964	0	0	0	0	0	0	0	0	0	0	0	0	0	0	2033 15-Year Property	Tax Expen	Tax Expense Retire La	MACRS	15 - Year Property
0	0	0	0	0	0	0	0	0	0	0	0	0	0	0	0	0	5-Year Property	MACRS Re	ADR Regular	MACRS	5 - Year Property

0	0	0	0	0	0	0	0	0	0	0	0	0	0	0	0	0	AMT - ALL Property	MACRS Re	ADR Regular	MACRS	5 - Year Property
293417	293417	293417	0	0	0	0	0	0	0	0	0	0	0	0	0	0	5-Year Property	MACRS Re	ADR Regular	MACRS	5 - Year Property
293417	293417	293417	0	0	0	0	0	0	0	0	0	0	0	0	0	0	AMT - ALL Property	MACRS Re	ADR Regular	MACRS	5 - Year Property
0	0	0	0	0	0	0	0	0	0	0	0	0	0	0	0	0	5-Year Property	MACRS Re	ADR Regular	MACRS	5 - Year Property
0	0	0	0	0	0	0	0	0	0	0	0	0	0	0	0	0	AMT - ALL Property	MACRS Re	ADR Regular	MACRS	5 - Year Property
0	0	0	0	0	0	0	0	0	0	0	0	0	0	0	0	0	7-Year Property	MACRS Re	ADR Regular	MACRS	7 - Year Property
0	0	0	0	0	0	0	0	0	0	0	0	0	0	0	0	0	AMT - ALL Property	MACRS Re	ADR Regular	MACRS	7 - Year Property
0	0	0	0	0	0	0	0	0	0	0	0	0	0	0	0	0	5-Year Property	MACRS Re	ADR Regular	MACRS	5 - Year Property
0	0	0	0	0	0	0	0	0	0	0	0	0	0	0	0	0	AMT - ALL Property	MACRS Re	ADR Regular	MACRS	5 - Year Property
0	0	0	0	0	0	0	0	0	0	0	0	0	0	0	0	0	3-Year Property	MACRS Re	ADR Regular	MACRS	3 - Year Property
-21044.14	-53.57	0	0	0	0	0	0	0	0	0	0	0	0	0	0	0 -1	NON-Depreciable	MACRS Re	ADR Regular	MACRS	Class Life
129826.44	64063.63	64063.63	0	0	0	0	0	0	0	0	0	0	0	0	0	0	7-Year Property	MACRS Re	ADR Regular	MACRS	7 - Year Property
129826.44	64063.63	64063.63	0	0	0	0	0	0	0	0	0	0	0	0	0	0	AMT - ALL Property	MACRS Re	ADR Regular	MACRS	7 - Year Property
4841.87	4456.73	2861.04	0	0	0	0	0	0	0	0	0	0	0	0	0	0	Non-Residential Real I	MACRS Re	ADR Regular	MACRS	Non - Residential Real
0	0	0	0	0	0	0	0	0	0	0	0	0	0	0	0	0	NON-Depreciable	MACRS Re	ADR Regular	MACRS	Class Life
0	0	0	0	0	0	0	0	0	0	0	0	0	0	0	0	0	NON-Depreciable	MACRS Re	ADR Regular	MACRS	Class Life
0	2720132	2720132	0	0	0	0	0	0	0	0	0	0	0	0	0	0 -1	15-Year Property	MACRS Re	ADR Regular	MACRS	15 - Year Property
333267.63	333267.63	333267.63	0	0	0	0	0	0	0	0	0	0	0	0	0	0	5-Year Property	MACRS Re	ADR Regular	MACRS	5 - Year Property
333267.63	333267.63	333267.63	0	0	0	0	0	0	0	0	0	0	0	0	0	0	AMT - ALL Property	MACRS Re	ADR Regular	MACRS	5 - Year Property
132432	132432	132432	0	0	0	0	0	0	0	0	0	0	0	0	0	0	5-Year Property	MACRS Re	ADR Regular	MACRS	5 - Year Property
132432	132432	132432	0	0	0	0	0	0	0	0	0	0	0	0	0	0	AMT - ALL Property	MACRS Re	ADR Regular	MACRS	5 - Year Property
13200.34	13200.34	13200.34	0	0	0	0	0	0	0	0	0	0	0	0	0	0	3-Year Property	MACRS Re	ADR Regular	MACRS	3 - Year Property
214669	274388.2	274388.2	0	0	0	0	0	0	0	0	0	0	0	0	0	0	7-Year Property	MACRS Re	ADR Regular	MACRS	7 - Year Property
214669	274388.2	274388.2	0	0	0	0	0	0	0	0	0	0	0	0	0	0	AMT - ALL Property	MACRS Re	ADR Regular	MACRS	7 - Year Property
0.31	0.29	0.21	0	0	0	0	0	0	0	0	0	0	0	0	0	0	Non-Residential Real I	MACRS Re	ADR Regular	MACRS	Non - Residential Real
0	0	0	0	0	0	0	0	0	0	0	0	0	0	0	0	0	NON-Depreciable	MACRS Re	ADR Regular	MACRS	Class Life
0	0	0	0	0	0	0	0	0	0	0	0	0	0	0	0	0	NON-Depreciable	MACRS Re	ADR Regular	MACRS	Class Life
0	0	0	0	0	0	0	0	0	0	0	0	0	0	0	0	0	5-Year Property	MACRS Re	ADR Regular	MACRS	5 - Year Property
0	0	0	0	0	0	0	0	0	0	0	0	0	0	0	0	0	AMT - ALL Property	MACRS Re	ADR Regular	MACRS	5 - Year Property
0	0	0	0	0	0	0	0	0	0	0	0	0	0	0	0	0	3-Year Property	MACRS Re	ADR Regular	MACRS	3 - Year Property
0	0	0	0	0	0	0	0	0	0	0	0	0	0	0	0	0	5-Year Property	MACRS Re	ADR Regular	MACRS	5 - Year Property
0	0	0	0	0	0	0	0	0	0	0	0	0	0	0	0	0	AMT - ALL Property	MACRS Re	ADR Regular	MACRS	5 - Year Property
0	0	0	0	0	0	0	0	0	0	0	0	0	0	0	0	0	5-Year Property	MACRS Re	ADR Regular	MACRS	5 - Year Property
0	0	0	0	0	0	0	0	0	0	0	0	0	0	0	0	0	AMT - ALL Property	MACRS Re	ADR Regular	MACRS	5 - Year Property
0	0	0	0	0	0	0	0	0	0	0	0	0	0	0	0	0	7-Year Property	MACRS Re	ADR Regular	MACRS	7 - Year Property
0	0	0	0	0	0	0	0	0	0	0	0	0	0	0	0	0	AMT - ALL Property	MACRS Re	ADR Regular	MACRS	7 - Year Property
0	0	0	0	0	0	0	0	0	0	0	0	0	0	0	0	0	3-Year Property	MACRS Re	ADR Regular	MACRS	3 - Year Property
0	0	0	0	0	0	0	0	0	0	0	0	0	0	0	0	0	3-Year Property	MACRS Re	ADR Regular	MACRS	3 - Year Property
0	0	0	0	0	0	0	0	0	0	0	0	0	0	0	0	0	7-Year Property	MACRS Re	ADR Regular	MACRS	7 - Year Property
0	0	0	0	0	0	0	0	0	0	0	0	0	0	0	0	0	AMT - ALL Property	MACRS Re	ADR Regular	MACRS	7 - Year Property
10639.64	9793.31	5772.97	0	0	0	0	0	0	0	0	0	0	0	0	0	0	Non-Residential Real I	MACRS Re	ADR Regular	MACRS	Non - Residential Real
18506.91	9132.34	9132.34	0	0	0	0	0	0	0	0	0	0	0	0	0	0	7-Year Property	MACRS Re	ADR Regular	MACRS	7 - Year Property
18506.91	9132.35	9132.35	0	0	0	0	0	0	0	0	0	0	0	0	0	0	AMT - ALL Property	MACRS Re	ADR Regular	MACRS	7 - Year Property
0	2721293	2721293	0	0	0	0	0	0	0	0	0	0	0	0	0	0 -1	15-Year Property	MACRS Re	ADR Regular	MACRS	15 - Year Property
16008	16008	16008	0	0	0	0	0	0	0	0	0	0	0	0	0	0	5-Year Property	MACRS Re	ADR Regular	MACRS	5 - Year Property
16008	16008	16008	0	0	0	0	0	0	0	0	0	0	0	0	0	0	AMT - ALL Property	MACRS Re	ADR Regular	MACRS	5 - Year Property
43385.88	43385.88	43385.88	0	0	0	0	0	0	0	0	0	0	0	0	0	0	5-Year Property	MACRS Re	ADR Regular	MACRS	5 - Year Property
43385.88	43385.88	43385.88	0	0	0	0	0	0	0	0	0	0	0	0	0	0	AMT - ALL Property	MACRS Re	ADR Regular	MACRS	5 - Year Property
30449.09	30449.09	30449.09	0	0	0	0	0	0	0	0	0	0	0	0	0	0	5-Year Property	MACRS Re	ADR Regular	MACRS	5 - Year Property
30449.09	30449.09	30449.09	0	0	0	0	0	0	0	0	0	0	0	0	0	0	AMT - ALL Property	MACRS Re	ADR Regular	MACRS	5 - Year Property
0	0	0	0	0	0	0	0	0	0	0	0	0	0	0	0	0	3-Year Property	MACRS Re	ADR Regular	MACRS	3 - Year Property
0	0	0	0	0	0	0	0	0	0	0	0	0	0	0	0	0	3-Year Property	MACRS Re	ADR Regular	MACRS	3 - Year Property
15233.51	15233.51	15233.51	0	0	0	0	0	0	0	0	0	0	0	0	0	0	3-Year Property	MACRS Re	ADR Regular	MACRS	3 - Year Property
23898.27	23898.27	23898.27	0	0	0	0	0	0	0	0	0	0	0	0	0	0	3-Year Property	MACRS Re	ADR Regular	MACRS	3 - Year Property
-3504	-3504	-3504	0	0	0	0	0	0	0	0	0	0	0	0	0	0	7-Year Property	MACRS Re	ADR Regular	MACRS	7 - Year Property
-3504	-3504	-3504	0	0	0	0	0	0	0	0	0	0	0	0	0	0	AMT - ALL Property	MACRS Re	ADR Regular	MACRS	7 - Year Property
-7082.72	-2237.99	-2237.99	0	0	0	0	0	0	0	0	0	0	0	0	0	0	5-Year Property	MACRS Re	ADR Regular	MACRS	5 - Year Property
-7082.72	-2237.99	-2237.99	0	0	0	0	0	0	0	0	0	0	0	0	0	0	AMT - ALL Property	MACRS Re	ADR Regular	MACRS	5 - Year Property
0	0	0	0	0	0	0	0	0	0	0	0	0	0	0	0	0	7-Year Property	MACRS Re	ADR Regular	MACRS	7 - Year Property
0	0	0	0	0	0	0	0	0	0	0	0	0	0	0	0	0	AMT - ALL Property	MACRS Re	ADR Regular	MACRS	7 - Year Property
0	0	0	0	0	0	0	0	0	0	0	0	0	0	0	0	0	5-Year Property	MACRS Re	ADR Regular	MACRS	5 - Year Property
0	0	0	0	0	0	0	0	0	0	0	0	0	0	0	0	0	AMT - ALL Property	MACRS Re	ADR Regular	MACRS	5 - Year Property
0	0	0	0	0	0	0	0	0	0	0	0	0	0	0	0	0	3-Year Property	MACRS Re	ADR Regular	MACRS	3 - Year Property
0	-0.01	-0.01	0	0	0	0	0	0	0	0	0	0	0	0	0	0	Non-Residential Real I	MACRS Re	ADR Regular	MACRS	Non - Residential Real
0	0	0	0	0	0	0	0	0	0	0	0	0	0	0	0	0	Non-Residential Real I	MACRS Re	ADR Regular	MACRS	
0	2938703	2938703	0	0	0	0	0	0	0	0	0	0	0	0	0	0 -1	15-Year Property	MACRS Re	ADR Regular	MACRS	15 - Year Property
1642.48	518.99	518.99	0	0	0	0	0	0	0	0	0	0	0	0	0	0	5-Year Property	MACRS Re	ADR Regular	MACRS	5 - Year Property
1642.48	518.98	518.98	0	0	0	0	0	0	0	0	0	0	0	0	0	0	AMT - ALL Property	MACRS Re	ADR Regular	MACRS	5 - Year Property
0	0	0	0	0	0	0	0	0	0	0	0	0	0	0	0	0	3-Year Property	MACRS Re	ADR Regular	MACRS	3 - Year Property
0	0	0	0	0	0	0	0	0	0	0	0	0	0	0	0	0	5-Year Property	MACRS Re	ADR Regular	MACRS	5 - Year Pr JCA 30% E
0	0	0	0	0	0	0	0	0	0	0	0	0	0	0	0	0	5-Year Property	MACRS Re	ADR Regular	MACRS	5 - Year Property
0	0	0	0	0	0	0	0	0	0	0	0	0	0	0	0	0	3-Year Property	MACRS Re	ADR Regular	MACRS	3 - Year Pr JCA 30% E
0	0	0	0	0	0	0	0	0	0	0	0	0	0	0	0	0	3-Year Property	MACRS Re	ADR Regular	MACRS	3 - Year Property
0	0	0	0	0	0	0	0	0	0	0	0	0	0	0	0	0	3-Year Property	MACRS Re	ADR Regular	MACRS	3 - Year Pr JCA 30% E
0	0	0	0	0	0	0	0	0	0	0	0	0	0	0	0	0	3-Year Property	MACRS Re	ADR Regular	MACRS	3 - Year Property
0	0	0	0	0	0	0	0	0	0	0	0	0	0	0	0	0	5-Year Property	MACRS Re	ADR Regular	MACRS	5 - Year Pr JCA 30% E
0	0	0	0	0	0	0	0	0	0	0	0	0	0	0	0	0	5-Year Property	MACRS Re	ADR Regular	MACRS	5 - Year Property
0	0.01	0.01	0	0	0	0	0	0	0	0	0	0	0	0	0	0	7-Year Property	MACRS Re	ADR Regular	MACRS	7 - Year Pr JCA 30% E
0	0.02	0.02	0	0	0	0	0	0	0	0	0	0	0	0	0	0	7-Year Property	MACRS Re	ADR Regular	MACRS	7 - Year Property
0	-0.01	0	0	0	0	0	0	0	0	0	0	0	0	0	0	0	Non-Residential Real I	MACRS Re	ADR Regular	MACRS	Non - Resi JCA 30% E
0	-0.01	0	0	0	0	0	0	0	0	0	0	0	0	0	0	0	Non-Residential Real I	MACRS Re	ADR Regular	MACRS	Non - Residential Real
0	0	0	0	0	0	0	0	0	0	0	0	0	0	0	0	0	5-Year Property	MACRS Re	ADR Regular	MACRS	5 - Year Pr JCA 30% E
0	0	0	0	0	0	0	0	0	0	0	0	0	0	0	0	0	5-Year Property	MACRS Re	ADR Regular	MACRS	5 - Year Property
0.03	0.02	0.02	0	0	0	0	0	0	0	0	0	0	0	0	0	0	5-Year Property	MACRS Re	ADR Regular	MACRS	5 - Year Pr JCA 30% E
0.03	0.03	0.03	0	0	0	0	0	0	0	0	0	0	0	0	0	0	5-Year Property	MACRS Re	ADR Regular	MACRS	5 - Year Property
0	0	0	0	0	0	0	0	0	0	0	0	0	0	0	0	0	3-Year Property	MACRS Re	ADR Regular	MACRS	3 - Year Pr JCA 30% E
0	0	0	0	0	0	0	0	0	0	0	0	0	0	0	0	0	3-Year Property	MACRS Re	ADR Regular	MACRS	3 - Year Property
0	0	0	0	0	0	0	0	0	0	0	0	0	0	0	0	0	3-Year Property	MACRS Re	ADR Regular	MACRS	3 - Year Pr JCA 30% E
0	0	0	0	0	0	0	0	0	0	0	0	0	0	0	0	0	3-Year Property	MACRS Re	ADR Regular	MACRS	3 - Year Property
0	0	0	0	0	0	0	0	0	0	0	0	0	0	0	0	0	5-Year Property	MACRS Re	ADR Regular	MACRS	5 - Year Pr JCA 30% E
0	0	0	0	0	0	0	0	0	0	0	0	0	0	0	0	0	5-Year Property	MACRS Re	ADR Regular	MACRS	5 - Year Property
0	0	0	0	0	0	0	0	0	0	0	0	0	0	0	0	0	5-Year Property	MACRS Re	ADR Regular	MACRS	5 - Year Pr JCA 30% E

0	0	0	0	0	0	0	0	0	0	0	0	0	0	0	0	0	5-Year Property	MACRS Re	ADR Regular	MACRS	5 - Year Property
0	0	0	0	0	0	0	0	0	0	0	0	0	0	0	0	0	5-Year Property	MACRS Re	ADR Regular	MACRS	5 - Year Pr JCA 30% E
0	0	0	0	0	0	0	0	0	0	0	0	0	0	0	0	0	5-Year Property	MACRS Re	ADR Regular	MACRS	5 - Year Property
0	0	0	0	0	0	0	0	0	0	0	0	0	0	0	0	0	3-Year Property	MACRS Re	ADR Regular	MACRS	3 - Year Pr JCA 30% E
0	-0.02	-0.02	0	0	0	0	0	0	0	0	0	0	0	0	0	0	3-Year Property	MACRS Re	ADR Regular	MACRS	3 - Year Property
0	0	0	0	0	0	0	0	0	0	0	0	0	0	0	0	0	3-Year Property	MACRS Re	ADR Regular	MACRS	3 - Year Pr JCA 30% E
0	0	0	0	0	0	0	0	0	0	0	0	0	0	0	0	0	3-Year Property	MACRS Re	ADR Regular	MACRS	3 - Year Property
8129.81	4958.29	4958.29	0	0	0	0	0	0	0	0	0	0	0	0	0	0	7-Year Property	MACRS Re	ADR Regular	MACRS	7 - Year Pr JCA 30% E
8129.81	7083.27	7083.27	0	0	0	0	0	0	0	0	0	0	0	0	0	0	7-Year Property	MACRS Re	ADR Regular	MACRS	7 - Year Property
0	-0.01	-0.01	0	0	0	0	0	0	0	0	0	0	0	0	0	0	7-Year Property	MACRS Re	ADR Regular	MACRS	7 - Year Pr JCA 30% E
0	-0.01	-0.01	0	0	0	0	0	0	0	0	0	0	0	0	0	0	7-Year Property	MACRS Re	ADR Regular	MACRS	7 - Year Property
4322.58	3208.81	1724.25	0	0	0	0	0	0	0	0	0	0	0	0	0	0	Non-Residential Real I	MACRS Re	ADR Regular	MACRS	Non - Residential Real
4322.58	3208.81	1724.25	0	0	0	0	0	0	0	0	0	0	0	0	0	0	Non-Residential Real I	MACRS Re	ADR Regular	MACRS	Non - Residential Real
4766.13	3538.07	1886.2	0	0	0	0	0	0	0	0	0	0	0	0	0	0	Non-Residential Real I	MACRS Re	ADR Regular	MACRS	Non - Residential Real
4766.13	3538.07	1886.2	0	0	0	0	0	0	0	0	0	0	0	0	0	0	Non-Residential Real I	MACRS Re	ADR Regular	MACRS	Non - Residential Real
86486.63	63121.57	63121.57	0	0	0	0	0	0	0	0	0	0	0	0	0	0	5-Year Property	MACRS Re	ADR Regular	MACRS	5 - Year Pr JCA 30% E
86486.63	86486.63	86486.63	0	0	0	0	0	0	0	0	0	0	0	0	0	0	5-Year Property	MACRS Re	ADR Regular	MACRS	5 - Year Property
2685.99	2027.8	2027.8	0	0	0	0	0	0	0	0	0	0	0	0	0	0	5-Year Property	MACRS Re	ADR Regular	MACRS	5 - Year Pr JCA 30% E
2685.99	2685.99	2685.99	0	0	0	0	0	0	0	0	0	0	0	0	0	0	5-Year Property	MACRS Re	ADR Regular	MACRS	5 - Year Property
75503.57	56334.88	56334.88	0	0	0	0.01	0.01	0	0	0	0	0	0	0	0	0	5-Year Property	MACRS Re	ADR Regular	MACRS	5 - Year Pr JCA 30% E
75503.57	75503.57	75503.57	0	0	0	0	0	0	0	0	0	0	0	0	0	0	5-Year Property	MACRS Re	ADR Regular	MACRS	5 - Year Property
0	0	0	0	0	0	0	0	0	0	0	0	0	0	0	0	0	3-Year Property	MACRS Re	ADR Regular	MACRS	3 - Year Pr JCA 30% E
0	0	0	0	0	0	0	0	0	0	0	0	0	0	0	0	0	3-Year Property	MACRS Re	ADR Regular	MACRS	3 - Year Property
42762.34	26407.33	26407.33	0	0	0	0	0	0	0	0	0	0	0	0	0	0	3-Year Property	MACRS Re	ADR Regular	MACRS	5 - Year Pr JCA 30% E
42762.34	37724.76	37724.76	0	0	0	0	0	0	0	0	0	0	0	0	0	0	3-Year Property	MACRS Re	ADR Regular	MACRS	5 - Year Property
0	0	0	0	0	0	0	0	0	0	0	0	0	0	0	0	0	Non-Residential Real I	MACRS Re	ADR Regular	MACRS	Non - Residential Real
0	0	0	0	0	0	0	0	0	0	0	0	0	0	0	0	0	Non-Residential Real I	MACRS Re	ADR Regular	MACRS	Non - Residential Real
0	0	0	0	0	0	0	0	0	0	0	0	0	0	0	0	0	Non-Residential Real I	MACRS Re	ADR Regular	MACRS	Non - Residential Real
0	0	0	0	0	0	0	0	0	0	0	0	0	0	0	0	0	Non-Residential Real I	MACRS Re	ADR Regular	MACRS	Non - Residential Real
0	0	0	0	0	0	0	0	0	0	0	0	0	0	0	0	0	5-Year Property	MACRS Re	ADR Regular	MACRS	5 - Year Pr JCA 50% E
0	0	0	0	0	0	0	0	0	0	0	0	0	0	0	0	0	5-Year Property	MACRS Re	ADR Regular	MACRS	5 - Year Property
0	0	0	0	0	0	0	0	0	0	0	0	0	0	0	0	0	5-Year Property	MACRS Re	ADR Regular	MACRS	5 - Year Pr JCA 50% E
0	0	0	0	0	0	0	0	0	0	0	0	0	0	0	0	0	5-Year Property	MACRS Re	ADR Regular	MACRS	5 - Year Property
0	0	0	0	0	0	0	0	0	0	0	0	0	0	0	0	0	5-Year Property	MACRS Re	ADR Regular	MACRS	5 - Year Pr JCA 50% E
0	0	0	0	0	0	0	0	0	0	0	0	0	0	0	0	0	5-Year Property	MACRS Re	ADR Regular	MACRS	5 - Year Property
0	0	0	0	0	0	0	0	0	0	0	0	0	0	0	0	0	5-Year Property	MACRS Re	ADR Regular	MACRS	5 - Year Pr JCA 50% E
0	0	0	0	0	0	0	0	0	0	0	0	0	0	0	0	0	5-Year Property	MACRS Re	ADR Regular	MACRS	5 - Year Property
0	0.01	0.01	0	0	0	0	0	0	0	0	0	0	0	0	0	0	3-Year Property	MACRS Re	ADR Regular	MACRS	3 - Year Pr JCA 50% E
0	0	0	0	0	0	0	0	0	0	0	0	0	0	0	0	0	3-Year Property	MACRS Re	ADR Regular	MACRS	3 - Year Property
0	0.02	0.02	0	0	0	0	0	0	0	0	0	0	0	0	0	0	3-Year Property	MACRS Re	ADR Regular	MACRS	3 - Year Pr JCA 50% E
0	0	0	0	0	0	0	0	0	0	0	0	0	0	0	0	0	3-Year Property	MACRS Re	ADR Regular	MACRS	3 - Year Property
0	0.01	0.01	0	0	0	0	0	0	0	0	0	0	0	0	0	0	3-Year Property	MACRS Re	ADR Regular	MACRS	3 - Year Pr JCA 50% E
0	0	0	0	0	0	0	0	0	0	0	0	0	0	0	0	0	3-Year Property	MACRS Re	ADR Regular	MACRS	3 - Year Property
692.72	301.79	301.79	0	0	0	0	0	0	0	0	0	0	0	0	0	0	7-Year Property	MACRS Re	ADR Regular	MACRS	7 - Year Pr JCA 50% E
692.72	603.55	603.55	0	0	0	0	0	0	0	0	0	0	0	0	0	0	7-Year Property	MACRS Re	ADR Regular	MACRS	7 - Year Property
0	0.01	0.01	0	0	0	0	0	0	0	0	0	0	0	0	0	0	7-Year Property	MACRS Re	ADR Regular	MACRS	7 - Year Pr JCA 50% E
0	0	0	0	0	0	0	0	0	0	0	0	0	0	0	0	0	7-Year Property	MACRS Re	ADR Regular	MACRS	7 - Year Property
0	0	0	0	0	0	0	0	0	0	0	0	0	0	0	0	0	Non-Residential Real I	MACRS Re	ADR Regular	MACRS	Non - Residential Real
0	0	0	0	0	0	0	0	0	0	0	0	0	0	0	0	0	Non-Residential Real I	MACRS Re	ADR Regular	MACRS	Non - Residential Real
0	0	0	0	0	0	0	0	0	0	0	0	0	0	0	0	0	Non-Residential Real I	MACRS Re	ADR Regular	MACRS	Non - Residential Real
0	0	0	0	0	0	0	0	0	0	0	0	0	0	0	0	0	Non-Residential Real I	MACRS Re	ADR Regular	MACRS	Non - Residential Real
13006.8	9655.42	5147.22	0	0	0	0	0	0	0	0	0	0	0	0	0	0	Non-Residential Real I	MACRS Re	ADR Regular	MACRS	Non - Residential Real
13006.8	9655.42	5147.22	0	0	0	0	0	0	0	0	0	0	0	0	0	0	Non-Residential Real I	MACRS Re	ADR Regular	MACRS	Non - Residential Real
0	0	0	0	0	0	0	0	0	0	0	0	0	0	0	0	0	Non-Residential Real I	MACRS Re	ADR Regular	MACRS	Non - Residential Real
0	0	0	0	0	0	0	0	0	0	0	0	0	0	0	0	0	Non-Residential Real I	MACRS Re	ADR Regular	MACRS	Non - Residential Real
1063.68	584.75	584.75	0	0	0	0	0	0	0	0	0	0	0	0	0	0	5-Year Property	MACRS Re	ADR Regular	MACRS	5 - Year Pr JCA 50% E
1063.68	1063.68	1063.68	0	0	0	0	0	0	0	0	0	0	0	0	0	0	5-Year Property	MACRS Re	ADR Regular	MACRS	5 - Year Property
0	0	0	0	0	0	0	0	0	0	0	0	0	0	0	0	0	5-Year Property	MACRS Re	ADR Regular	MACRS	5 - Year Property
0	0	0	0	0	0	0	0	0	0	0	0	0	0	0	0	0	AMT - ALL Property	MACRS Re	ADR Regular	MACRS	5 - Year Property
0	0.01	0.01	0	0	0	0	0	0	0	0	0	0	0	0	0	0	5-Year Property	MACRS Re	ADR Regular	MACRS	5 - Year Property
0	0	0	0	0	0	0	0	0	0	0	0	0	0	0	0	0	AMT - ALL Property	MACRS Re	ADR Regular	MACRS	5 - Year Property
0	0	0	0	0	0	0	0	0	0	0	0	0	0	0	0	0	5-Year Property	MACRS Re	ADR Regular	MACRS	5 - Year Property
0	0	0	0	0	0	0	0	0	0	0	0	0	0	0	0	0	AMT - ALL Property	MACRS Re	ADR Regular	MACRS	5 - Year Property
0	0	0	0	0	0	0	0	0	0	0	0	0	0	0	0	0	5-Year Property	MACRS Re	ADR Regular	MACRS	5 - Year Property
0	0	0	0	0	0	0	0	0	0	0	0	0	0	0	0	0	AMT - ALL Property	MACRS Re	ADR Regular	MACRS	5 - Year Property
0	0	0	0	0	0	0	0	0	0	0	0	0	0	0	0	0	3-Year Property	MACRS Re	ADR Regular	MACRS	3 - Year Property
0	0	0	0	0	0	0	0	0	0	0	0	0	0	0	0	0	3-Year Property	MACRS Re	ADR Regular	MACRS	3 - Year Property
308.55	268.82	268.82	0	0	0	0	0	0	0	0	0	0	0	0	0	0	7-Year Property	MACRS Re	ADR Regular	MACRS	7 - Year Property
308.55	268.83	268.83	0	0	0	0	0	0	0	0	0	0	0	0	0	0	AMT - ALL Property	MACRS Re	ADR Regular	MACRS	7 - Year Property
0	0	0	0	0	0	0	0	0	0	0	0	0	0	0	0	0	7-Year Property	MACRS Re	ADR Regular	MACRS	7 - Year Property
0	0	0	0	0	0	0	0	0	0	0	0	0	0	0	0	0	AMT - ALL Property	MACRS Re	ADR Regular	MACRS	7 - Year Property
69224.73	51388	27394.98	0	0	0	0	0	0	0	0	0	0	0	0	0	0	Non-Residential Real I	MACRS Re	ADR Regular	MACRS	Non - Residential Real
342.81	254.48	135.04	0	0	0	0	0	0	0	0	0	0	0	0	0	0	Non-Residential Real I	MACRS Re	ADR Regular	MACRS	Non - Residential Real
48104.29	48104.29	48104.29	0	0	0	0	0	0	0	0	0	0	0	0	0	0	5-Year Property	MACRS Re	ADR Regular	MACRS	5 - Year Property
48104.29	48104.29	48104.29	0	0	0	0	0	0	0	0	0	0	0	0	0	0	AMT - ALL Property	MACRS Re	ADR Regular	MACRS	5 - Year Property
131585.5	139011.02	139011.02	0	0	0	0	0	0	0	0	0	0	0	0	0	0	5-Year Property	MACRS Re	ADR Regular	MACRS	5 - Year Property
131585.5	139011.02	139011.02	0	0	0	0	0	0	0	0	0	0	0	0	0	0	AMT - ALL Property	MACRS Re	ADR Regular	MACRS	5 - Year Property
0	0	0	0	0	0	0	0	0	0	0	0	0	0	0	0	0	3-Year Property	MACRS Re	ADR Regular	MACRS	3 - Year Property
91.08	79.36	79.36	0	0	0	0	0	0	0	0	0	0	0	0	0	0	7-Year Property	MACRS Re	ADR Regular	MACRS	7 - Year Property
91.08	79.35	79.35	0	0	0	0	0	0	0	0	0	0	0	0	0	0	AMT - ALL Property	MACRS Re	ADR Regular	MACRS	7 - Year Property
54735	54735	54735	0	0	0	0	0	0	0	0	0	0	0	0	0	0	7-Year Property	MACRS Re	ADR Regular	MACRS	7 - Year Property
54735	54735	54735	0	0	0	0	0	0	0	0	0	0	0	0	0	0	AMT - ALL Property	MACRS Re	ADR Regular	MACRS	7 - Year Property
0	0	0	0	0	0	0	0	0	0	0	0	0	0	0	0	0	5-Year Property	MACRS Re	ADR Regular	MACRS	5 - Year Pr JCA 50% E
0	0	0	0	0	0	0	0	0	0	0	0	0	0	0	0	0	5-Year Property	MACRS Re	ADR Regular	MACRS	5 - Year Property
0	0.02	0.02	0	0	0	0	0	0	0	0	0	0	0	0	0	0	5-Year Property	MACRS Re	ADR Regular	MACRS	5 - Year Pr JCA 50% E
0	0.01	0.01	0	0	0	0	0	0	0	0	0	0	0	0	0	0	5-Year Property	MACRS Re	ADR Regular	MACRS	5 - Year Property
0	0	0	0	0	0	0	0	0	0	0	0	0	0	0	0	0	5-Year Property	MACRS Re	ADR Regular	MACRS	5 - Year Pr JCA 50% E
0	0	0	0	0	0	0	0	0	0	0	0	0	0	0	0	0	5-Year Property	MACRS Re	ADR Regular	MACRS	5 - Year Property
0	0.01	0.01	0	0	0	0	0	0	0	0	0	0	0	0	0	0	5-Year Property	MACRS Re	ADR Regular	MACRS	5 - Year Pr JCA 50% E
0	-0.01	-0.01	0	0	0	0	0	0	0	0	0	0	0	0	0	0	5-Year Property	MACRS Re	ADR Regular	MACRS	5 - Year Property
0	0.01	0.01	0	0	0	0	0	0	0	0	0	0	0	0	0	0	3-Year Property	MACRS Re	ADR Regular	MACRS	3 - Year Pr JCA 50% E
0	0	0	0	0	0	0	0	0	0	0	0	0	0	0	0	0	3-Year Property	MACRS Re	ADR Regular	MACRS	3 - Year Property

0	0	0	0	0	0	0	0	0	0	0	0	0	0	0	0	0		3-Year Property	MACRS Re	ADR Regular	MACRS	3 - Year Pr JCA 50% E
0	0	0	0	0	0	0	0	0	0	0	0	0	0	0	0	0		3-Year Property	MACRS Re	ADR Regular	MACRS	3 - Year Property
0	0.01	0.01	0	0	0	0	0	0	0	0	0	0	0	0	0	0		3-Year Property	MACRS Re	ADR Regular	MACRS	3 - Year Pr JCA 50% E
0	0.01	0.01	0	0	0	0	0	0	0	0	0	0	0	0	0	0		3-Year Property	MACRS Re	ADR Regular	MACRS	3 - Year Property
0	0.01	0.01	0	0	0	0	0	0	0	0	0	0	0	0	0	0		7-Year Property	MACRS Re	ADR Regular	MACRS	7 - Year Pr JCA 50% E
0	0	0	0	0	0	0	0	0	0	0	0	0	0	0	0	0		7-Year Property	MACRS Re	ADR Regular	MACRS	7 - Year Property
0	0	0	0	0	0	0	0	0	0	0	0	0	0	0	0	0		Non-Residential Real I	MACRS Re	ADR Regular	MACRS	Non - Residential Real
0	0	0	0	0	0	0	0	0	0	0	0	0	0	0	0	0		Non-Residential Real I	MACRS Re	ADR Regular	MACRS	Non - Residential Real
32556.69	32556.7	15964.82	0	0	0	0	0	0	0	0	0	0	0	0	0	0		Non-Residential Real I	MACRS Re	ADR Regular	MACRS	Non - Residential Real
32556.69	32556.7	16660.23	0	0	0	0	0	0	0	0	0	0	0	0	0	0		Non-Residential Real I	MACRS Re	ADR Regular	MACRS	Non - Residential Real
13603.23	7683.54	7683.54	0	0	0	0	0	0	0	0	0	0	0	0	0	0		5-Year Property	MACRS Re	ADR Regular	MACRS	5 - Year Pr JCA 50% E
13603.23	13603.23	13603.23	0	0	0	0	0	0	0	0	0	0	0	0	0	0		5-Year Property	MACRS Re	ADR Regular	MACRS	5 - Year Property
0	0	0	0	0	0	0	0	0	0	0	0	0	0	0	0	0		5-Year Property	MACRS Re	ADR Regular	MACRS	5 - Year Pr JCA 50% E
0	0	0	0	0	0	0	0	0	0	0	0	0	0	0	0	0		5-Year Property	MACRS Re	ADR Regular	MACRS	5 - Year Property
13870.38	7843.17	7843.17	0	0	0	0	0	0	0	0	0	0	0	0	0	0		5-Year Property	MACRS Re	ADR Regular	MACRS	5 - Year Pr JCA 50% E
13870.38	13870.38	13870.38	0	0	0	0	0	0	0	0	0	0	0	0	0	0		5-Year Property	MACRS Re	ADR Regular	MACRS	5 - Year Property
0	0	0	0	0	0	0	0	0	0	0	0	0	0	0	0	0		3-Year Property	MACRS Re	ADR Regular	MACRS	3 - Year Pr JCA 50% E
0	0	0	0	0	0	0	0	0	0	0	0	0	0	0	0	0		3-Year Property	MACRS Re	ADR Regular	MACRS	3 - Year Property
123706.94	54915.29	54915.29	0	0	0	0	0	0	0	0	0	0	0	0	0	0		3-Year Property	MACRS Re	ADR Regular	MACRS	3 - Year Pr JCA 50% E
123706.94	109830.61	109830.61	0	0	0	0	0	0	0	0	0	0	0	0	0	0		3-Year Property	MACRS Re	ADR Regular	MACRS	3 - Year Property
41434.27	41434.27	21026.15	0	0	0	0	0	0	0	0	0	0	0	0	0	0		Non-Residential Real I	MACRS Re	ADR Regular	MACRS	Non - Residential Real
41434.27	41434.27	21026.15	0	0	0	0	0	0	0	0	0	0	0	0	0	0		Non-Residential Real I	MACRS Re	ADR Regular	MACRS	Non - Residential Real
0	0	0	0	0	0	0	0	0	0	0	0	0	0	0	0	0		5-Year Property	MACRS Re	ADR Regular	MACRS	5 - Year Property
0	0	0	0	0	0	0	0	0	0	0	0	0	0	0	0	0		AMT - ALL Property	MACRS Re	ADR Regular	MACRS	5 - Year Property
0	0	0	0	0	0	0	0	0	0	0	0	0	0	0	0	0		5-Year Property	MACRS Re	ADR Regular	MACRS	5 - Year Property
0	0	0	0	0	0	0	0	0	0	0	0	0	0	0	0	0		AMT - ALL Property	MACRS Re	ADR Regular	MACRS	5 - Year Property
0	0	0	0	0	0	0	0	0	0	0	0	0	0	0	0	0		3-Year Property	MACRS Re	ADR Regular	MACRS	3 - Year Property
-217141.31	-216117.56	-216117.56	0	0	0	0	0	0	0	0	0	0	0	0	0	0		3-Year Property	MACRS Re	ADR Regular	MACRS	3 - Year Property
12217.49	10717.7	10717.7	0	0	0	0	0	0	0	0	0	0	0	0	0	0		7-Year Property	MACRS Re	ADR Regular	MACRS	
-2766.11	-471.11	-471.11	0	0	0	0	0	0	0	0	0	0	0	0	0	0		7-Year Property	MACRS Re	ADR Regular	MACRS	7 - Year Property
-2766.11	-471.11	-471.11	0	0	0	0	0	0	0	0	0	0	0	0	0	0		AMT - ALL Property	MACRS Re	ADR Regular	MACRS	7 - Year Property
0	0	0	0	0	0	0	0	0	0	0	0	0	0	0	0	0		Non-Residential Real I	MACRS Re	ADR Regular	MACRS	
-6576.29	-6576.29	-3252.97	0	0	0	0	0	0	0	0	0	0	0	0	0	0		Non-Residential Real I	MACRS Re	ADR Regular	MACRS	Non - Residential Real
4509.82	4509.82	2221.08	0	0	0	0	0	0	0	0	0	0	0	0	0	0		Non-Residential Real I	MACRS Re	ADR Regular	MACRS	Non - Residential Real
4146.75	4146.75	2024.55	0	0	0	0	0	0	0	0	0	0	0	0	0	0		Non-Residential Real I	MACRS Re	ADR Regular	MACRS	Non - Residential Real
-18061.96	-18061.96	-9165.75	0	0	0	0	0	0	0	0	0	0	0	0	0	0		Non-Residential Real I	MACRS Re	ADR Regular	MACRS	Non - Residential Real
0	74192	37649.42	0	0	0	0	0	0	0	0	0	0	0	0	0	0		Non-Residential Real I	MACRS Re	ADR Regular	MACRS	Non - Residential Real
772.19	772.19	772.19	0	0	0	0	0	0	0	0	0	0	0	0	0	0		5-Year Property	MACRS Re	ADR Regular	MACRS	5 - Year Property
772.19	772.19	772.19	0	0	0	0	0	0	0	0	0	0	0	0	0	0		AMT - ALL Property	MACRS Re	ADR Regular	MACRS	5 - Year Property
0	0.05	0.05	0	0	0	0	0	0	0	0	0	0	0	0	0	0		3-Year Property	MACRS Re	ADR Regular	MACRS	3 - Year Property
0	0.01	0	0	0	0	0	0	0	0	0	0	0	0	0	0	0	2235	Non-Residential Real I	MACRS Re	ADR Regular	MACRS	Non - Residential Real
0	0	0	0	0	0	0	0	0	0	0	0	0	0	0	0	0		5-Year Property	MACRS Re	ADR Regular	MACRS	5 - Year Pr JCA 50% E
0	0	0	0	0	0	0	0	0	0	0	0	0	0	0	0	0			MACRS Re	ADR Regular	MACRS	5 - Year Property
0	0.01	0.01	0	0	0	0	0	0	0	0	0	0	0	0	0	0		5-Year Property	MACRS Re	ADR Regular	MACRS	5 - Year Pr JCA 50% E
0	0	0	0	0	0	0	0	0	0	0	0	0	0	0	0	0			MACRS Re	ADR Regular	MACRS	5 - Year Property
-13654.88	-6827.44	-6827.44	0	0	0	0	0	0	0	0	0	0	0	0	0	0		5-Year Property	MACRS Re	ADR Regular	MACRS	5 - Year Pr JCA 50% E
-13654.88	-13654.88	-13654.88	0	0	0	0	0	0	0	0	0	0	0	0	0	0			MACRS Re	ADR Regular	MACRS	5 - Year Property
-17721.86	-8860.93	-8860.93	0	0	0	0	0	0	0	0	0	0	0	0	0	0		5-Year Property	MACRS Re	ADR Regular	MACRS	5 - Year Pr JCA 50% E
-17721.86	-17721.86	-17721.86	0	0	0	0	0	0	0	0	0	0	0	0	0	0			MACRS Re	ADR Regular	MACRS	5 - Year Property
-13877.63	-6938.82	-6938.82	0	0	0	0	0	0	0	0	0	0	0	0	0	0		3-Year Property	MACRS Re	ADR Regular	MACRS	3 - Year Pr JCA 50% E
-13877.63	-13877.63	-13877.63	0	0	0	0	0	0	0	0	0	0	0	0	0	0			MACRS Re	ADR Regular	MACRS	3 - Year Property
0	0	0	0	0	0	0	0	0	0	0	0	0	0	0	0	0		7-Year Property	MACRS Re	ADR Regular	MACRS	7 - Year Pr JCA 50% E
0	0	0	0	0	0	0	0	0	0	0	0	0	0	0	0	0			MACRS Re	ADR Regular	MACRS	7 - Year Property
-7481.58	-7481.58	-3588.81	0	0	0	0	0	0	0	0	0	0	0	0	0	0		Non-Residential Real I	MACRS Re	ADR Regular	MACRS	Non - Residential Real
0	0	0	0	0	0	0	0	0	0	0	0	0	0	0	0	0		5-Year Property	MACRS Re	ADR Regular	MACRS	5 - Year Pr JCA 50% E
0	0.01	0.01	0	0	0	0	0	0	0	0	0	0	0	0	0	0			MACRS Re	ADR Regular	MACRS	5 - Year Property
-13900.74	-6950.37	-6950.37	0	0	0	0	0	0	0	0	0	0	0	0	0	0		3-Year Property	MACRS Re	ADR Regular	MACRS	3 - Year Pr JCA 50% E
-13900.74	-13900.74	-13900.74	0	0	0	0	0	0	0	0	0	0	0	0	0	0			MACRS Re	ADR Regular	MACRS	3 - Year Property
-442337.57	-302518.58	-302518.58	0	0	0	0	0	0	0	0	0	0	0	0	0	0		5-Year Property	MACRS Re	ADR Regular	MACRS	5 - Year Property
-442337.57	-302518.58	-302518.58	0	0	0	0	0	0	0	0	0	0	0	0	0	0		AMT - ALL Property	MACRS Re	ADR Regular	MACRS	5 - Year Property
0	0	0	0	0	0	0	0	0	0	0	0	0	0	0	0	0		5-Year Property	MACRS Re	ADR Regular	MACRS	5 - Year Property
0	0	0	0	0	0	0	0	0	0	0	0	0	0	0	0	0		AMT - ALL Property	MACRS Re	ADR Regular	MACRS	5 - Year Property
0	0	0	0	0	0	0	0	0	0	0	0	0	0	0	0	0		5-Year Property	MACRS Re	ADR Regular	MACRS	5 - Year Property
0	-19851	-19851	0	0	0	0	0	0	0	0	0	0	0	0	0	0		AMT - ALL Property	MACRS Re	ADR Regular	MACRS	5 - Year Property
0	0	0	0	0	0	0	0	0	0	0	0	0	0	0	0	0		5-Year Property	Tax Expen	ADR Regular	MACRS	5 - Year Property
0	166.65	166.65	0	0	0	166.65	166.65	0	0	0	0	0	0	0	0	0		AMT - ALL Property	MACRS Re	ADR Regular	MACRS	5 - Year Property
0	0	0	0	0	0	0	0	0	0	0	0	0	0	0	0	0		3-Year Property	MACRS Re	ADR Regular	MACRS	3 - Year Property
0	30	30	0	0	0	0	0	0	0	0	0	0	0	0	0	0		7-Year Property	MACRS Re	ADR Regular	MACRS	7 - Year Property
0	30	30	0	0	0	0	0	0	0	0	0	0	0	0	0	0		AMT - ALL Property	MACRS Re	ADR Regular	MACRS	7 - Year Property
0	0	0	0	0	0	0	0	0	0	0	0	0	0	0	0	0		Non-Residential Real I	MACRS Re	ADR Regular	MACRS	Non - Residential Real
0	1187	569.3	0	0	0	0	0	0	0	0	0	0	0	0	0	0		Non-Residential Real I	MACRS Re	ADR Regular	MACRS	Non - Residential Real
0	164893	79448.81	0	0	0	0	0	0	0	0	0	0	0	0	0	0	2235	Non-Residential Real I	MACRS Re	ADR Regular	MACRS	Non - Residential Real
0	5981013	5981013	0	0	0	0	0	0	0	0	0	0	0	0	0	0	-1	15-Year Property	MACRS Re	ADR Regular	MACRS	15 - Year Property
0	621643	621643	0	0	0	0	0	0	0	0	0	0	0	0	0	0	-1	15-Year Property	MACRS Re	ADR Regular	MACRS	15 - Year Property
212764.07	212764.07	212764.07	0	0	0	0	0	0	0	0	0	0	0	0	0	0		3-Year Property	MACRS Re	ADR Regular	MACRS	3 - Year Property
0	0	0	0	0	0	0	0	0	0	0	0	0	0	0	0	0		3-Year Property	MACRS Re	ADR Regular	MACRS	3 - Year Property
41601	41601	19688.51	0	0	0	0	0	0	0	0	0	0	0	0	0	0		Non-Residential Real I	MACRS Re	ADR Regular	MACRS	Non - Residential Real
0	1054647	1054647	0	0	0	0	0	0	0	0	0	0	0	0	0	0	2033	15-Year Property	Tax Expen	Tax Expense Retire La	MACRS	15 - Year Property
0	0	0	0	0	0	0	0	0	0	0	0	0	0	0	0	0		15-Year Property	Tax Expen	ADR Regular	MACRS	20 - Year Property
0	0	0	0	0	0	0	0	0	0	0	0	0	0	0	0	0		15-Year Property	Tax Expen	ADR Regular	MACRS	20 - Year Property
0	0	0	0	0	0	0	0	0	0	0	0	0	0	0	0	0		5-Year Property	MACRS Re	ADR Regular	MACRS	5 - Year Property
0	0	0	0	0	0	0	0	0	0	0	0	0	0	0	0	0		AMT - ALL Property	MACRS Re	ADR Regular	MACRS	5 - Year Property
0	0.01	0.01	0	0	0	0	0	0	0	0	0	0	0	0	0	0		5-Year Property	MACRS Re	ADR Regular	MACRS	5 - Year Property
0	0	0	0	0	0	0	0	0	0	0	0	0	0	0	0	0		AMT - ALL Property	MACRS Re	ADR Regular	MACRS	5 - Year Property
0	0.01	0.01	0	0	0	0	0	0	0	0	0	0	0	0	0	0		5-Year Property	MACRS Re	ADR Regular	MACRS	5 - Year Property
0	0	0	0	0	0	0	0	0	0	0	0	0	0	0	0	0		AMT - ALL Property	MACRS Re	ADR Regular	MACRS	5 - Year Property
0	0.01	0.01	0	0	0	0	0	0	0	0	0	0	0	0	0	0		5-Year Property	MACRS Re	ADR Regular	MACRS	5 - Year Property
0	0	0	0	0	0	0	0	0	0	0	0	0	0	0	0	0		AMT - ALL Property	MACRS Re	ADR Regular	MACRS	5 - Year Property
1590641.54	-1701.92	-1701.92	0	0	0	0	0	0	0	0	0	0	0	0	0	0		3-Year Property	MACRS Re	ADR Regular	MACRS	3 - Year Property
324891.7	-347.62	-347.62	0	0	0	0	0	0	0	0	0	0	0	0	0	0		3-Year Property	MACRS Re	ADR Regular	MACRS	3 - Year Property
8157.64	8294.52	8294.52	0	0	0	0	0	0	0	0	0	0	0	0	0	0		3-Year Property	MACRS Re	ADR Regular	MACRS	3 - Year Property
0	0	0	0	0	0	0	0	0	0	0	0	0	0	0	0	0		3-Year Property	MACRS Re	ADR Regular	MACRS	3 - Year Property

-52.12	-51.51	-51.51	0	0	0	0	0	0	0	0	0	0	0	0	0	0	3-Year Property	MACRS Re	ADR Regular	MACRS	3 - Year Property
24212.14	23929.64	23929.64	0	0	0	0	0	0	0	0	0	0	0	0	0	0	3-Year Property	MACRS Re	ADR Regular	MACRS	3 - Year Property
9989.21	9872.66	9872.66	0	0	0	0	0	0	0	0	0	0	0	0	0	0	3-Year Property	MACRS Re	ADR Regular	MACRS	3 - Year Property
1632.18	1659.57	1659.57	0	0	0	0	0	0	0	0	0	0	0	0	0	0	3-Year Property	MACRS Re	ADR Regular	MACRS	3 - Year Property
0	0	0	0	0	0	0	0	0	0	0	0	0	0	0	0	0	3-Year Property	MACRS Re	ADR Regular	MACRS	3 - Year Property
-40359.75	-41036.98	-41036.98	0	0	0	0	0	0	0	0	0	0	0	0	0	0	3-Year Property	MACRS Re	ADR Regular	MACRS	3 - Year Property
0	-0.01	-0.01	0	0	0	0	0	0	0	0	0	0	0	0	0	0	3-Year Property	MACRS Re	ADR Regular	MACRS	3 - Year Property
148278.85	146548.88	146548.88	0	0	0	0	0	0	0	0	0	0	0	0	0	0	3-Year Property	MACRS Re	ADR Regular	MACRS	3 - Year Property
0	0.01	0	0	0	0	0	0	0	0	0	0	0	0	0	0	0	3-Year Property	MACRS Re	ADR Regular	MACRS	3 - Year Property
9.76	9.93	9.93	0	0	0	0	0	0	0	0	0	0	0	0	0	0	3-Year Property	MACRS Re	ADR Regular	MACRS	3 - Year Property
714084.82	714174.83	714174.83	0	0	0	0	0	0	0	0	0	0	0	0	0	0	3-Year Property	MACRS Re	ADR Regular	MACRS	3 - Year Property
2677398.21	-2864.73	-2864.73	0	0	0	0	0	0	0	0	0	0	0	0	0	0	3-Year Property	MACRS Re	ADR Regular	MACRS	3 - Year Property
988.38	1004.95	1004.95	0	0	0	0	0	0	0	0	0	0	0	0	0	0	3-Year Property	MACRS Re	ADR Regular	MACRS	3 - Year Property
30.38	30.9	30.9	0	0	0	0	0	0	0	0	0	0	0	0	0	0	3-Year Property	MACRS Re	ADR Regular	MACRS	3 - Year Property
194663.33	192392.19	192392.19	0	0	0	0	0	0	0	0	0	0	0	0	0	0	3-Year Property	MACRS Re	ADR Regular	MACRS	3 - Year Property
8305.23	8208.34	8208.34	0	0	0	0	0	0	0	0	0	0	0	0	0	0	3-Year Property	MACRS Re	ADR Regular	MACRS	3 - Year Property
0	-0.01	-0.01	0	0	0	0	0	0	0	0	0	0	0	0	0	0	3-Year Property	MACRS Re	ADR Regular	MACRS	3 - Year Property
238.89	236.11	236.11	0	0	0	0	0	0	0	0	0	0	0	0	0	0	3-Year Property	MACRS Re	ADR Regular	MACRS	3 - Year Property
450.85	458.4	458.4	0	0	0	0	0	0	0	0	0	0	0	0	0	0	3-Year Property	MACRS Re	ADR Regular	MACRS	3 - Year Property
22644.84	23024.82	23024.82	0	0	0	0	0	0	0	0	0	0	0	0	0	0	3-Year Property	MACRS Re	ADR Regular	MACRS	3 - Year Property
104713.94	106471.02	106471.02	0	0	0	0	0	0	0	0	0	0	0	0	0	0	3-Year Property	MACRS Re	ADR Regular	MACRS	3 - Year Property
14.44	14.68	14.68	0	0	0	0	0	0	0	0	0	0	0	0	0	0	3-Year Property	MACRS Re	ADR Regular	MACRS	3 - Year Property
20028.09	20364.16	20364.16	0	0	0	0	0	0	0	0	0	0	0	0	0	0	3-Year Property	MACRS Re	ADR Regular	MACRS	3 - Year Property
2026.81	2060.82	2060.82	0	0	0	0	0	0	0	0	0	0	0	0	0	0	3-Year Property	MACRS Re	ADR Regular	MACRS	3 - Year Property
0	0.01	0.01	0	0	0	0	0	0	0	0	0	0	0	0	0	0	3-Year Property	MACRS Re	ADR Regular	MACRS	3 - Year Property
378.04	373.63	373.63	0	0	0	0	0	0	0	0	0	0	0	0	0	0	3-Year Property	MACRS Re	ADR Regular	MACRS	3 - Year Property
66409.05	65634.24	65634.24	0	0	0	0	0	0	0	0	0	0	0	0	0	0	3-Year Property	MACRS Re	ADR Regular	MACRS	3 - Year Property
0	-0.02	-0.02	0	0	0	0	0	0	0	0	0	0	0	0	0	0	3-Year Property	MACRS Re	ADR Regular	MACRS	3 - Year Property
104440.07	103221.57	103221.57	0	0	0	0	0	0	0	0	0	0	0	0	0	0	3-Year Property	MACRS Re	ADR Regular	MACRS	3 - Year Property
356873.65	195923633.9	195923633.9	0	0	0	0	0	0	0	0	0	0	0	0	0	0	3-Year Property	MACRS Re	ADR Regular	MACRS	3 - Year Property
11092.61	11278.74	11278.74	0	0	0	0	0	0	0	0	0	0	0	0	0	0	3-Year Property	MACRS Re	ADR Regular	MACRS	3 - Year Property
3386.44	3443.26	3443.26	0	0	0	0	0	0	0	0	0	0	0	0	0	0	3-Year Property	MACRS Re	ADR Regular	MACRS	3 - Year Property
-44132.24	-43617.34	-43617.34	0	0	0	0	0	0	0	0	0	0	0	0	0	0	3-Year Property	MACRS Re	ADR Regular	MACRS	3 - Year Property
-500900.11	-274993612.4	-274993612.4	0	0	0	0	0	0	0	0	0	0	0	0	0	0	3-Year Property	MACRS Re	ADR Regular	MACRS	3 - Year Property
0	0	0	0	0	0	0	0	0	0	0	0	0	0	0	0	-1	NON-Depreciable	MACRS Re	ADR Regular	MACRS	Class Life
0	-418004	-418004	0	0	0	0	0	0	0	0	0	0	0	0	0	0	7-Year Property	MACRS Re	ADR Regular	MACRS	7 - Year Property
0	-418004	-418004	0	0	0	0	0	0	0	0	0	0	0	0	0	0	AMT - ALL Property	MACRS Re	ADR Regular	MACRS	7 - Year Property
4579807.43	4551570.16	4551570.16	0	0	0	0	0	0	0	0	0	0	0	0	0	0	5-Year Property	MACRS Re	ADR Regular	MACRS	5 - Year Property
4579807.43	4551570.14	4551570.14	0	0	0	0	0	0	0	0	0	0	0	0	0	0	AMT - ALL Property	MACRS Re	ADR Regular	MACRS	5 - Year Property
0	0	0	0	0	0	0	0	0	0	0	0	0	0	0	0	0	7-Year Property	MACRS Re	ADR Regular	MACRS	7 - Year Property
0	0	0	0	0	0	0	0	0	0	0	0	0	0	0	0	0	AMT - ALL Property	MACRS Re	ADR Regular	MACRS	7 - Year Property
0	56494	25288.47	0	0	0	0	0	0	0	0	0	0	0	0	0	2235	Non-Residential Real I	MACRS Re	ADR Regular	MACRS	Non - Residential Real
0	47029	20951.36	0	0	0	0	0	0	0	0	0	0	0	0	0	2235	Non-Residential Real I	MACRS Re	ADR Regular	MACRS	Non - Residential Real
387767.94	387148.64	171646.2	0	0	0	0	0	0	0	0	0	0	0	0	0	0	Non-Residential Real I	MACRS Re	ADR Regular	MACRS	Non - Residential Real
0	127685	58247.29	0	0	0	0	0	0	0	0	0	0	0	0	0	0	Non-Residential Real I	MACRS Re	ADR Regular	MACRS	Non - Residential Real
0	0	0	0	0	0	0	0	0	0	0	0	0	0	0	0	0	NON-Depreciable	MACRS Re	ADR Regular	MACRS	Class Life
0	0	0	0	0	0	0	0	0	0	0	0	0	0	0	0	0	NON-Depreciable	MACRS Re	ADR Regular	MACRS	Class Life
1087759	1081052.3	1081052.3	0	0	0	0	0	0	0	0	0	0	0	0	0	0	5-Year Property	MACRS Re	ADR Regular	MACRS	5 - Year Property
1087759	1081052.32	1081052.32	0	0	0	0	0	0	0	0	0	0	0	0	0	0	AMT - ALL Property	MACRS Re	ADR Regular	MACRS	5 - Year Property
26781.23	28930.99	28930.99	0	0	0	0	0	0	0	0	0	0	0	0	0	0	5-Year Property	MACRS Re	ADR Regular	MACRS	5 - Year Property
26781.23	28931	28931	0	0	0	0	0	0	0	0	0	0	0	0	0	0	AMT - ALL Property	MACRS Re	ADR Regular	MACRS	5 - Year Property
3594.68	3612.96	3612.96	0	0	0	0	0	0	0	0	0	0	0	0	0	0	5-Year Property	MACRS Re	ADR Regular	MACRS	5 - Year Property
3594.68	3612.97	3612.97	0	0	0	0	0	0	0	0	0	0	0	0	0	0	AMT - ALL Property	MACRS Re	ADR Regular	MACRS	5 - Year Property
-30152.22	32.26	32.26	0	0	0	0	0	0	0	0	0	0	0	0	0	0	3-Year Property	MACRS Re	ADR Regular	MACRS	3 - Year Property
137242.26	135641.04	135641.04	0	0	0	0	0	0	0	0	0	0	0	0	0	0	3-Year Property	MACRS Re	ADR Regular	MACRS	3 - Year Property
6640.11	6562.64	6562.64	0	0	0	0	0	0	0	0	0	0	0	0	0	0	3-Year Property	MACRS Re	ADR Regular	MACRS	3 - Year Property
355461	354893.3	157345.43	0	0	0	0	0	0	0	0	0	0	0	0	0	0	Non-Residential Real I	MACRS Re	ADR Regular	MACRS	Non - Residential Real
0	141262	141262	0	0	0	0	0	0	0	0	0	0	0	0	0	2033	15-Year Property	Tax Expen	Tax Expense Retire La	MACRS	15 - Year Property
129094.16	120947.64	120947.64	0	0	0	0	0	0	0	0	0	0	0	0	0	0	5-Year Property	MACRS Re	ADR Regular	MACRS	5 - Year Property
129094.16	120947.64	120947.64	0	0	0	0	0	0	0	0	0	0	0	0	0	0	AMT - ALL Property	MACRS Re	ADR Regular	MACRS	5 - Year Property
0	-0.01	-0.01	0	0	0	0	0	0	0	0	0	0	0	0	0	0	5-Year Property	MACRS Re	ADR Regular	MACRS	5 - Year Property
0	0	0	0	0	0	0	0	0	0	0	0	0	0	0	0	0	AMT - ALL Property	MACRS Re	ADR Regular	MACRS	5 - Year Property
0	0	0	0	0	0	0	0	0	0	0	0	0	0	0	0	0	5-Year Property	MACRS Re	ADR Regular	MACRS	5 - Year Property
0	0	0	0	0	0	0	0	0	0	0	0	0	0	0	0	0	AMT - ALL Property	MACRS Re	ADR Regular	MACRS	5 - Year Property
0	0	0	0	0	0	0	0	0	0	0	0	0	0	0	0	0	5-Year Property	MACRS Re	ADR Regular	MACRS	5 - Year Property
0	0	0	0	0	0	0	0	0	0	0	0	0	0	0	0	0	AMT - ALL Property	MACRS Re	ADR Regular	MACRS	5 - Year Property
1118467.61	567448.23	567448.23	0	0	0	0	0	0	0	0	0	0	0	0	0	0	3-Year Property	MACRS Re	ADR Regular	MACRS	3 - Year Property
936376.91	475065.54	475065.54	0	0	0	0	0	0	0	0	0	0	0	0	0	0	3-Year Property	MACRS Re	ADR Regular	MACRS	3 - Year Property
0	0.01	0	0	0	0	0	0	0	0	0	0	0	0	0	0	0	3-Year Property	MACRS Re	ADR Regular	MACRS	3 - Year Property
0	-0.01	0	0	0	0	0	0	0	0	0	0	0	0	0	0	0	3-Year Property	MACRS Re	ADR Regular	MACRS	3 - Year Property
0	-0.01	0	0	0	0	0	0	0	0	0	0	0	0	0	0	0	3-Year Property	MACRS Re	ADR Regular	MACRS	3 - Year Property
161.82	147.85	147.85	0	0	0	0	0	0	0	0	0	0	0	0	0	0	3-Year Property	MACRS Re	ADR Regular	MACRS	3 - Year Property
821.81	750.8	750.8	0	0	0	0	0	0	0	0	0	0	0	0	0	0	3-Year Property	MACRS Re	ADR Regular	MACRS	3 - Year Property
-369124.53	2399.53	2399.53	0	0	0	0	0	0	0	0	0	0	0	0	0	0	3-Year Property	MACRS Re	ADR Regular	MACRS	3 - Year Property
0	0	0	0	0	0	0	0	0	0	0	0	0	0	0	0	0	3-Year Property	MACRS Re	ADR Regular	MACRS	3 - Year Property
2061	1882.92	1882.92	0	0	0	0	0	0	0	0	0	0	0	0	0	0	3-Year Property	MACRS Re	ADR Regular	MACRS	3 - Year Property
85907.61	78484.88	78484.88	0	0	0	0	0	0	0	0	0	0	0	0	0	0	3-Year Property	MACRS Re	ADR Regular	MACRS	3 - Year Property
-388.46	-354.89	-354.89	0	0	0	0	0	0	0	0	0	0	0	0	0	0	3-Year Property	MACRS Re	ADR Regular	MACRS	3 - Year Property
69562.4	60573.66	60573.66	0	0	0	0	0	0	0	0	0	0	0	0	0	0	3-Year Property	MACRS Re	ADR Regular	MACRS	3 - Year Property
373885.25	325572.45	325572.45	0	0	0	0	0	0	0	0	0	0	0	0	0	0	3-Year Property	MACRS Re	ADR Regular	MACRS	3 - Year Property
8392.02	7307.62	7307.62	0	0	0	0	0	0	0	0	0	0	0	0	0	0	3-Year Property	MACRS Re	ADR Regular	MACRS	3 - Year Property
0	0	0	0	0	0	0	0	0	0	0	0	0	0	0	0	0	3-Year Property	MACRS Re	ADR Regular	MACRS	3 - Year Property
0	-0.03	-0.03	0	0	0	0	0	0	0	0	0	0	0	0	0	0	3-Year Property	MACRS Re	ADR Regular	MACRS	3 - Year Property
614.22	561.15	561.15	0	0	0	0	0	0	0	0	0	0	0	0	0	0	3-Year Property	MACRS Re	ADR Regular	MACRS	3 - Year Property
0	0.01	0.01	0	0	0	0	0	0	0	0	0	0	0	0	0	0	3-Year Property	MACRS Re	ADR Regular	MACRS	3 - Year Property
25.21	23.04	23.04	0	0	0	0	0	0	0	0	0	0	0	0	0	0	3-Year Property	MACRS Re	ADR Regular	MACRS	3 - Year Property
196378.59	171002.91	171002.91	0	0	0	0	0	0	0	0	0	0	0	0	0	0	3-Year Property	MACRS Re	ADR Regular	MACRS	3 - Year Property
0	0	0	0	0	0	0	0	0	0	0	0	0	0	0	0	0	3-Year Property	MACRS Re	ADR Regular	MACRS	3 - Year Property
6705159.26	3401824.73	3401824.73	0	0	0	0	0	0	0	0	0	0	0	0	0	0	3-Year Property	MACRS Re	ADR Regular	MACRS	3 - Year Property
17742.91	16209.85	16209.85	0	0	0	0	0	0	0	0	0	0	0	0	0	0	3-Year Property	MACRS Re	ADR Regular	MACRS	3 - Year Property
70176.34	64112.85	64112.85	0	0	0	0	0	0	0	0	0	0	0	0	0	0	3-Year Property	MACRS Re	ADR Regular	MACRS	3 - Year Property
166.83	152.42	152.42	0	0	0	0	0	0	0	0	0	0	0	0	0	0	3-Year Property	MACRS Re	ADR Regular	MACRS	3 - Year Property

0	0	0	0	0	0	0	0	0	0	0	0	0	0	0	0	0		3-Year Property	MACRS Re	ADR Regular	MACRS	3 - Year Property
105.7	92.04	92.04	0	0	0	0	0	0	0	0	0	0	0	0	0	0		3-Year Property	MACRS Re	ADR Regular	MACRS	3 - Year Property
1948.92	1697.08	1697.08	0	0	0	0	0	0	0	0	0	0	0	0	0	0		3-Year Property	MACRS Re	ADR Regular	MACRS	3 - Year Property
1470.44	1280.45	1280.45	0	0	0	0	0	0	0	0	0	0	0	0	0	0		3-Year Property	MACRS Re	ADR Regular	MACRS	3 - Year Property
124099.93	-400.65	-400.65	0	0	0	0	0	0	0	0	0	0	0	0	0	0		3-Year Property	MACRS Re	ADR Regular	MACRS	3 - Year Property
-82744.61	-75470.33	-75470.33	0	0	0	0	0	0	0	0	0	0	0	0	0	0		7-Year Property	MACRS Re	ADR Regular	MACRS	7 - Year Property
-82744.61	-75470.32	-75470.32	0	0	0	0	0	0	0	0	0	0	0	0	0	0		AMT - ALL Property	MACRS Re	ADR Regular	MACRS	7 - Year Property
125062.77	117177.85	49949.37	0	0	0	0	0	0	0	0	0	0	0	0	0	0		Non-Residential Real I	MACRS Re	ADR Regular	MACRS	Non - Residential Real
0	-0.01	0	0	0	0	0	0	0	0	0	0	0	0	0	0	0	2235	Non-Residential Real I	MACRS Re	ADR Regular	MACRS	Non - Residential Real
2491176.09	2334113.05	975005.67	0	0	0	0	0	0	0	0	0	0	0	0	0	0	2235	Non-Residential Real I	MACRS Re	ADR Regular	MACRS	Non - Residential Real
0	-45805	-19035.64	0	0	0	0	0	0	0	0	0	0	0	0	0	0		Non-Residential Real I	MACRS Re	ADR Regular	MACRS	Non - Residential Real
113056.03	105928.1	44021.62	0	0	0	0	0	0	0	0	0	0	0	0	0	0	2235	Non-Residential Real I	MACRS Re	ADR Regular	MACRS	Non - Residential Real
-1934427.76	-1812466.44	-760982.17	0	0	0	0	0	0	0	0	0	0	0	0	0	0	2235	Non-Residential Real I	MACRS Re	ADR Regular	MACRS	Non - Residential Real
49172.78	46072.54	19836.04	0	0	0	0	0	0	0	0	0	0	0	0	0	0		Non-Residential Real I	MACRS Re	ADR Regular	MACRS	Non - Residential Real
231738.94	217128.33	92555.3	0	0	0	0	0	0	0	0	0	0	0	0	0	0	2235	Non-Residential Real I	MACRS Re	ADR Regular	MACRS	Non - Residential Real
0	0	0	0	0	0	0	0	0	0	0	0	0	0	0	0	0	2235	Non-Residential Real I	MACRS Re	ADR Regular	MACRS	Non - Residential Real
-56369.81	-56369.81	-56369.81	0	0	0	0	0	0	0	0	0	0	0	0	0	0		5-Year Property	MACRS Re	ADR Regular	MACRS	5 - Year Property
-56369.81	-56369.81	-56369.81	0	0	0	0	0	0	0	0	0	0	0	0	0	0		AMT - ALL Property	MACRS Re	ADR Regular	MACRS	5 - Year Property
-462.01	-462.01	-462.01	0	0	0	0	0	0	0	0	0	0	0	0	0	0		5-Year Property	MACRS Re	ADR Regular	MACRS	5 - Year Property
-462.01	-462.01	-462.01	0	0	0	0	0	0	0	0	0	0	0	0	0	0		AMT - ALL Property	MACRS Re	ADR Regular	MACRS	5 - Year Property
0	0	0	0	0	0	0	0	0	0	0	0	0	0	0	0	0		5-Year Property	MACRS Re	ADR Regular	MACRS	5 - Year Property
0	0	0	0	0	0	0	0	0	0	0	0	0	0	0	0	0		AMT - ALL Property	MACRS Re	ADR Regular	MACRS	5 - Year Property
-491.18	-491.18	-491.18	0	0	0	0	0	0	0	0	0	0	0	0	0	0		3-Year Property	MACRS Re	ADR Regular	MACRS	3 - Year Property
130873.68	-422.52	-422.52	0	0	0	0	0	0	0	0	0	0	0	0	0	0		3-Year Property	MACRS Re	ADR Regular	MACRS	3 - Year Property
0	0.01	0.01	0	0	0	0	0	0	0	0	0	0	0	0	0	0		3-Year Property	MACRS Re	ADR Regular	MACRS	3 - Year Property
-188.26	-188.26	-188.26	0	0	0	0	0	0	0	0	0	0	0	0	0	0		3-Year Property	MACRS Re	ADR Regular	MACRS	3 - Year Property
-123.6	-123.6	-123.6	0	0	0	0	0	0	0	0	0	0	0	0	0	0		3-Year Property	MACRS Re	ADR Regular	MACRS	3 - Year Property
0	0	0	0	0	0	0	0	0	0	0	0	0	0	0	0	0		3-Year Property	MACRS Re	ADR Regular	MACRS	3 - Year Property
115491.89	-372.86	-372.86	0	0	0	0	0	0	0	0	0	0	0	0	0	0		3-Year Property	MACRS Re	ADR Regular	MACRS	3 - Year Property
25001.94	12500.97	12500.97	0	0	0	0	0	0	0	0	0	0	0	0	0	0		5-Year Property	MACRS Re	ADR Regular	MACRS	5 - Year Pr JCA 50% E
25001.94	25001.94	25001.94	0	0	0	0	0	0	0	0	0	0	0	0	0	0		5-Year Property	MACRS Re	ADR Regular	MACRS	5 - Year Property
0	0.01	0.01	0	0	0	0	0	0	0	0	0	0	0	0	0	0		5-Year Property	MACRS Re	ADR Regular	MACRS	5 - Year Pr JCA 50% E
0	0.01	0.01	0	0	0	0	0	0	0	0	0	0	0	0	0	0		5-Year Property	MACRS Re	ADR Regular	MACRS	5 - Year Property
0	0	0	0	0	0	0	0	0	0	0	0	0	0	0	0	0		5-Year Property	MACRS Re	ADR Regular	MACRS	5 - Year Pr JCA 50% E
0	0	0	0	0	0	0	0	0	0	0	0	0	0	0	0	0		5-Year Property	MACRS Re	ADR Regular	MACRS	5 - Year Property
0	0	0	0	0	0	0	0	0	0	0	0	0	0	0	0	0		5-Year Property	MACRS Re	ADR Regular	MACRS	5 - Year Pr JCA 50% E
0	0	0	0	0	0	0	0	0	0	0	0	0	0	0	0	0		5-Year Property	MACRS Re	ADR Regular	MACRS	5 - Year Property
0	0	0	0	0	0	0	0	0	0	0	0	0	0	0	0	0		5-Year Property	MACRS Re	ADR Regular	MACRS	5 - Year Pr JCA 50% E
0	-0.01	-0.01	0	0	0	0	0	0	0	0	0	0	0	0	0	0		5-Year Property	MACRS Re	ADR Regular	MACRS	5 - Year Property
357613.26	-264581.45	-264581.45	0	0	0	0	0	0	0	0	0	0	0	0	0	0		5-Year Property	MACRS Re	ADR Regular	MACRS	5 - Year Pr JCA 50% E
357613.26	-529162.91	-529162.91	0	0	0	0	0	0	0	0	0	0	0	0	0	0		5-Year Property	MACRS Re	ADR Regular	MACRS	5 - Year Property
2167373.64	1077929.86	1077929.86	0	0	0	0	0	0	0	0	0	0	0	0	0	0		3-Year Property	MACRS Re	ADR Regular	MACRS	3 - Year Pr JCA 50% E
2167373.64	2155859.71	2155859.71	0	0	0	0	0	0	0	0	0	0	0	0	0	0		3-Year Property	MACRS Re	ADR Regular	MACRS	3 - Year Property
3582.13	1482.86	1482.86	0	0	0	0	0	0	0	0	0	0	0	0	0	0		3-Year Property	MACRS Re	ADR Regular	MACRS	3 - Year Pr JCA 50% E
3582.13	2965.72	2965.72	0	0	0	0	0	0	0	0	0	0	0	0	0	0		3-Year Property	MACRS Re	ADR Regular	MACRS	3 - Year Property
18256.21	0	0	0	0	0	0	0	0	0	0	0	0	0	0	0	0		7-Year Property	MACRS Re	MACRS Regular	MACRS	7 - Year Property
18256.21	0	0	0	0	0	0	0	0	0	0	0	0	0	0	0	0		7-Year Property	MACRS Re	MACRS Regular	MACRS	7 - Year Property
0	0.01	0.01	0	0	0	0	0	0	0	0	0	0	0	0	0	0		5-Year Property	MACRS Re	ADR Regular	MACRS	5 - Year Pr JCA 50% E
0	0	0	0	0	0	0	0	0	0	0	0	0	0	0	0	0		5-Year Property	MACRS Re	ADR Regular	MACRS	5 - Year Property
126785.84	63991.65	63991.65	0	0	0	0	0	0	0	0	0	0	0	0	0	0		7-Year Property	MACRS Re	ADR Regular	MACRS	7 - Year Pr JCA 50% E
0	-0.01	-0.01	0	0	0	0	0	0	0	0	0	0	0	0	0	0		7-Year Property	MACRS Re	ADR Regular	MACRS	7 - Year Pr JCA 50% E
0	0	0	0	0	0	0	0	0	0	0	0	0	0	0	0	0		3-Year Property	MACRS Re	ADR Regular	MACRS	3 - Year Pr JCA 50% E
0	0.01	0.01	0	0	0	0	0	0	0	0	0	0	0	0	0	0		3-Year Property	MACRS Re	ADR Regular	MACRS	3 - Year Property
0	-0.01	-0.01	0	0	0	0	0	0	0	0	0	0	0	0	0	0		7-Year Property	MACRS Re	ADR Regular	MACRS	7 - Year Pr JCA 50% E
0	0	0	0	0	0	0	0	0	0	0	0	0	0	0	0	0		7-Year Property	MACRS Re	ADR Regular	MACRS	7 - Year Property
0	-30769	-30769	0	0	0	0	0	0	0	0	0	0	0	0	0	0	2033	15-Year Property	Tax Expen	Tax Expense Retire La	MACRS	15 - Year Property
123417.21	123417.21	123417.21	0	0	0	0	0	0	0	0	0	0	0	0	0	0		5-Year Property	MACRS Re	ADR Regular	MACRS	5 - Year Property
123417.21	123417.21	123417.21	0	0	0	0	0	0	0	0	0	0	0	0	0	0		AMT - ALL Property	MACRS Re	ADR Regular	MACRS	5 - Year Property
0	0	0	0	0	0	0	0	0	0	0	0	0	0	0	0	0		5-Year Property	MACRS Re	ADR Regular	MACRS	5 - Year Property
0	0	0	0	0	0	0	0	0	0	0	0	0	0	0	0	0		AMT - ALL Property	MACRS Re	ADR Regular	MACRS	5 - Year Property
0	0	0	0	0	0	0	0	0	0	0	0	0	0	0	0	0		5-Year Property	MACRS Re	ADR Regular	MACRS	5 - Year Property
0	0	0	0	0	0	0	0	0	0	0	0	0	0	0	0	0		AMT - ALL Property	MACRS Re	ADR Regular	MACRS	5 - Year Property
0	-0.01	0	0	0	0	0	0	0	0	0	0	0	0	0	0	0		3-Year Property	MACRS Re	ADR Regular	MACRS	3 - Year Property
1702.65	1588.85	1588.85	0	0	0	0	0	0	0	0	0	0	0	0	0	0		3-Year Property	MACRS Re	ADR Regular	MACRS	3 - Year Property
452.98	422.73	422.73	0	0	0	0	0	0	0	0	0	0	0	0	0	0		3-Year Property	MACRS Re	ADR Regular	MACRS	3 - Year Property
3593.67	3353.5	3353.5	0	0	0	0	0	0	0	0	0	0	0	0	0	0		3-Year Property	MACRS Re	ADR Regular	MACRS	3 - Year Property
1331.28	1242.31	1242.31	0	0	0	0	0	0	0	0	0	0	0	0	0	0		3-Year Property	MACRS Re	ADR Regular	MACRS	3 - Year Property
153.74	143.48	143.48	0	0	0	0	0	0	0	0	0	0	0	0	0	0		3-Year Property	MACRS Re	ADR Regular	MACRS	3 - Year Property
0.41	0.39	0.39	0	0	0	0	0	0	0	0	0	0	0	0	0	0		3-Year Property	MACRS Re	ADR Regular	MACRS	3 - Year Property
35.82	33.43	33.43	0	0	0	0	0	0	0	0	0	0	0	0	0	0		3-Year Property	MACRS Re	ADR Regular	MACRS	3 - Year Property
443.68	414.03	414.03	0	0	0	0	0	0	0	0	0	0	0	0	0	0		3-Year Property	MACRS Re	ADR Regular	MACRS	3 - Year Property
0	0	0	0	0	0	0	0	0	0	0	0	0	0	0	0	0		3-Year Property	MACRS Re	ADR Regular	MACRS	3 - Year Property
0	0	0	0	0	0	0	0	0	0	0	0	0	0	0	0	0		3-Year Property	MACRS Re	ADR Regular	MACRS	3 - Year Property
187.27	146.72	146.72	0	0	0	0	0	0	0	0	0	0	0	0	0	0		3-Year Property	MACRS Re	ADR Regular	MACRS	3 - Year Property
1576.39	1235	1235	0	0	0	0	0	0	0	0	0	0	0	0	0	0		3-Year Property	MACRS Re	ADR Regular	MACRS	3 - Year Property
55.9	43.79	43.79	0	0	0	0	0	0	0	0	0	0	0	0	0	0		3-Year Property	MACRS Re	ADR Regular	MACRS	3 - Year Property
3627.59	2841.99	2841.99	0	0	0	0	0	0	0	0	0	0	0	0	0	0		3-Year Property	MACRS Re	ADR Regular	MACRS	3 - Year Property
0	-0.01	0	0	0	0	0	0	0	0	0	0	0	0	0	0	0		3-Year Property	MACRS Re	ADR Regular	MACRS	3 - Year Property
0	0.01	0	0	0	0	0	0	0	0	0	0	0	0	0	0	0		3-Year Property	MACRS Re	ADR Regular	MACRS	3 - Year Property
2631016.9	1672151.56	1672151.56	0	0	0	0	0	0	0	0	0	0	0	0	0	0		5-Year Property	MACRS Re	ADR Regular	MACRS	5 - Year Property
2631016.9	1672151.56	1672151.56	0	0	0	0	0	0	0	0	0	0	0	0	0	0		AMT - ALL Property	MACRS Re	ADR Regular	MACRS	5 - Year Property
2699.62	2519.2	2519.2	0	0	0	0	0	0	0	0	0	0	0	0	0	0		3-Year Property	MACRS Re	ADR Regular	MACRS	3 - Year Property
1014.27	946.48	946.48	0	0	0	0	0	0	0	0	0	0	0	0	0	0		3-Year Property	MACRS Re	ADR Regular	MACRS	3 - Year Property
0	0.01	0	0	0	0	0	0	0	0	0	0	0	0	0	0	0		3-Year Property	MACRS Re	ADR Regular	MACRS	3 - Year Property
0	0.01	0	0	0	0	0	0	0	0	0	0	0	0	0	0	0		3-Year Property	MACRS Re	ADR Regular	MACRS	3 - Year Property
1650.71	1293.24	1293.24	0	0	0	0	0	0	0	0	0	0	0	0	0	0		3-Year Property	MACRS Re	ADR Regular	MACRS	3 - Year Property
-459.53	-360.02	-360.02	0	0	0	0	0	0	0	0	0	0	0	0	0	0		3-Year Property	MACRS Re	ADR Regular	MACRS	3 - Year Property
51412.24	40278.22	40278.22	0	0	0	0	0	0	0	0	0	0	0	0	0	0		3-Year Property	MACRS Re	ADR Regular	MACRS	3 - Year Property
19232.32	20074.9	20074.9	0	0	0	0	0	0	0	0	0	0	0	0	0	0		7-Year Property	MACRS Re	ADR Regular	MACRS	7 - Year Property
19232.32	20074.9	20074.9	0	0	0	0	0	0	0	0	0	0	0	0	0	0		AMT - ALL Property	MACRS Re	ADR Regular	MACRS	7 - Year Property
0	0.01	0.01	0	0	0	0	0	0	0	0	0	0	0	0	0	0		7-Year Property	MACRS Re	ADR Regular	MACRS	7 - Year Property
0	0	0	0	0	0	0	0	0	0	0	0	0	0	0	0	0		AMT - ALL Property	MACRS Re	ADR Regular	MACRS	7 - Year Property

132219.07	136663.28	55042.56	0	0	0	0	0	0	0	0	0	0	0	0	0	0		Non-Residential Real I	MACRS Re	ADR Regular	MACRS	Non - Residential Real
791.61	818.22	329.56	0	0	0	0	0	0	0	0	0	0	0	0	0	0		Non-Residential Real I	MACRS Re	ADR Regular	MACRS	Non - Residential Real
388.29	401.34	163.36	0	0	0	0	0	0	0	0	0	0	0	0	0	0		Non-Residential Real I	MACRS Re	ADR Regular	MACRS	Non - Residential Real
3793.01	3920.5	1587.39	0	0	0	0	0	0	0	0	0	0	0	0	0	0		Non-Residential Real I	MACRS Re	ADR Regular	MACRS	Non - Residential Real
0	0	0	0	0	0	0	0	0	0	0	0	0	0	0	0	0		Non-Residential Real I	MACRS Re	ADR Regular	MACRS	Non - Residential Real
907661.35	938170.12	377857.36	0	0	0	0	0	0	0	0	0	0	0	0	0	0		Non-Residential Real I	MACRS Re	ADR Regular	MACRS	Non - Residential Real
-725877.5	-725877.5	-292354.44	0	0	0	0	0	0	0	0	0	0	0	0	0	0	2235	Non-Residential Real I	MACRS Re	ADR Regular	MACRS	Non - Residential Real
-243.83	-154.97	-154.97	0	0	0	0	0	0	0	0	0	0	0	0	0	0		3-Year Property	MACRS Re	ADR Regular	MACRS	3 - Year Property
14306.3	5562.83	5562.83	0	0	0	0	0	0	0	0	0	0	0	0	0	0		5-Year Property	MACRS Re	ADR Regular	MACRS	5 - Year Pr JCA 50% E
14306.3	11125.66	11125.66	0	0	0	0	0	0	0	0	0	0	0	0	0	0		5-Year Property	MACRS Re	ADR Regular	MACRS	5 - Year Property
0	0	0	0	0	0	0	0	0	0	0	0	0	0	0	0	0		3-Year Property	MACRS Re	ADR Regular	MACRS	3 - Year Pr JCA 50% E
0	0	0	0	0	0	0	0	0	0	0	0	0	0	0	0	0		3-Year Property	MACRS Re	ADR Regular	MACRS	3 - Year Property
0	-0.02	-0.02	0	0	0	0	0	0	0	0	0	0	0	0	0	0		5-Year Property	MACRS Re	ADR Regular	MACRS	5 - Year Pr JCA 50% E
0	-0.02	-0.02	0	0	0	0	0	0	0	0	0	0	0	0	0	0		5-Year Property	MACRS Re	ADR Regular	MACRS	5 - Year Property
0	0	0	0	0	0	0	0	0	0	0	0	0	0	0	0	0		5-Year Property	MACRS Re	ADR Regular	MACRS	5 - Year Pr JCA 50% E
0	0	0	0	0	0	0	0	0	0	0	0	0	0	0	0	0		5-Year Property	MACRS Re	ADR Regular	MACRS	5 - Year Property
0	0.01	0.01	0	0	0	0	0	0	0	0	0	0	0	0	0	0		5-Year Property	MACRS Re	ADR Regular	MACRS	5 - Year Pr JCA 50% E
0	0.01	0.01	0	0	0	0	0	0	0	0	0	0	0	0	0	0		5-Year Property	MACRS Re	ADR Regular	MACRS	5 - Year Property
0	0	0	0	0	0	0	0	0	0	0	0	0	0	0	0	0		5-Year Property	MACRS Re	ADR Regular	MACRS	5 - Year Pr JCA 50% E
0	0	0	0	0	0	0	0	0	0	0	0	0	0	0	0	0		5-Year Property	MACRS Re	ADR Regular	MACRS	5 - Year Property
3114778.08	-289146.23	-289146.23	0	0	0	0	0	0	0	0	0	0	0	0	0	0		3-Year Property	MACRS Re	ADR Regular	MACRS	3 - Year Pr JCA 50% E
3114778.08	-578292.47	-578292.47	0	0	0	0	0	0	0	0	0	0	0	0	0	0		3-Year Property	MACRS Re	ADR Regular	MACRS	3 - Year Property
2690194.52	-249731.96	-249731.96	0	0	0	0	0	0	0	0	0	0	0	0	0	0		3-Year Property	MACRS Re	ADR Regular	MACRS	3 - Year Pr JCA 50% E
2690194.52	-499463.91	-499463.91	0	0	0	0	0	0	0	0	0	0	0	0	0	0		3-Year Property	MACRS Re	ADR Regular	MACRS	3 - Year Property
91243.11	-8470.13	-8470.13	0	0	0	0	0	0	0	0	0	0	0	0	0	0		3-Year Property	MACRS Re	ADR Regular	MACRS	3 - Year Pr JCA 50% E
91243.11	-16940.28	-16940.28	0	0	0	0	0	0	0	0	0	0	0	0	0	0		3-Year Property	MACRS Re	ADR Regular	MACRS	3 - Year Property
29162.65	-2707.18	-2707.18	0	0	0	0	0	0	0	0	0	0	0	0	0	0		3-Year Property	MACRS Re	ADR Regular	MACRS	3 - Year Pr JCA 50% E
29162.65	-5414.36	-5414.36	0	0	0	0	0	0	0	0	0	0	0	0	0	0		3-Year Property	MACRS Re	ADR Regular	MACRS	3 - Year Property
1984764.46	-184246.57	-184246.57	0	0	0	0	0	0	0	0	0	0	0	0	0	0		3-Year Property	MACRS Re	ADR Regular	MACRS	3 - Year Pr JCA 50% E
1984764.46	-368493.15	-368493.15	0	0	0	0	0	0	0	0	0	0	0	0	0	0		3-Year Property	MACRS Re	ADR Regular	MACRS	3 - Year Property
731018.63	48614.59	48614.59	0	0	0	0	0	0	0	0	0	0	0	0	0	0		3-Year Property	MACRS Re	ADR Regular	MACRS	3 - Year Pr JCA 50% E
731018.63	97229.18	97229.18	0	0	0	0	0	0	0	0	0	0	0	0	0	0		3-Year Property	MACRS Re	ADR Regular	MACRS	3 - Year Property
0	0.01	0.01	0	0	0	0	0	0	0	0	0	0	0	0	0	0		3-Year Property	MACRS Re	ADR Regular	MACRS	3 - Year Pr JCA 50% E
0	0.01	0.01	0	0	0	0	0	0	0	0	0	0	0	0	0	0		3-Year Property	MACRS Re	ADR Regular	MACRS	3 - Year Property
0	0	0	0	0	0	0	0	0	0	0	0	0	0	0	0	0		7-Year Property	MACRS Re	ADR Regul	JCA 50% E	MACRS 7 - Year Pr JCA 50% E
0	0	0	0	0	0	0	0	0	0	0	0	0	0	0	0	0		7-Year Property	MACRS Re	ADR Regular	MACRS	7 - Year Property
0	0	0	0	0	0	0	0	0	0	0	0	0	0	0	0	0		7-Year Property	MACRS Re	ADR Regular	MACRS	7 - Year Pr JCA 50% E
0	0	0	0	0	0	0	0	0	0	0	0	0	0	0	0	0		7-Year Property	MACRS Re	ADR Regular	MACRS	7 - Year Property
0	0	0	0	0	0	0	0	0	0	0	0	0	0	0	0	0		5-Year Property	MACRS Re	ADR Regular	MACRS	5 - Year Pr JCA 50% E
0	0	0	0	0	0	0	0	0	0	0	0	0	0	0	0	0		5-Year Property	MACRS Re	ADR Regular	MACRS	5 - Year Property
-0.01	-0.01	-0.01	0	0	0	0	0	0	0	0	0	0	0	0	0	0		5-Year Property	MACRS Re	ADR Regular	MACRS	5 - Year Pr JCA 50% E
-0.01	-0.01	-0.01	0	0	0	0	0	0	0	0	0	0	0	0	0	0		5-Year Property	MACRS Re	ADR Regular	MACRS	5 - Year Property
23500.65	11061.6	11061.6	0	0	0	0	0	0	0	0	0	0	0	0	0	0		5-Year Property	MACRS Re	ADR Regular	MACRS	5 - Year Pr JCA 50% E
23500.65	22123.2	22123.2	0	0	0	0	0	0	0	0	0	0	0	0	0	0		5-Year Property	MACRS Re	ADR Regular	MACRS	5 - Year Property
-0.01	-0.01	-0.01	0	0	0	0	0	0	0	0	0	0	0	0	0	0		5-Year Property	MACRS Re	ADR Regular	MACRS	5 - Year Pr JCA 50% E
-0.01	-0.01	-0.01	0	0	0	0	0	0	0	0	0	0	0	0	0	0		5-Year Property	MACRS Re	ADR Regular	MACRS	5 - Year Property
0	0.01	0.01	0	0	0	0	0	0	0	0	0	0	0	0	0	0		5-Year Property	MACRS Re	ADR Regular	MACRS	5 - Year Pr JCA 50% E
0	0	0	0	0	0	0	0	0	0	0	0	0	0	0	0	0		5-Year Property	MACRS Re	ADR Regular	MACRS	5 - Year Property
0	0.03	0.03	0	0	0	0	0	0	0	0	0	0	0	0	0	0		5-Year Property	MACRS Re	ADR Regular	MACRS	5 - Year Pr JCA 50% E
0	0.01	0.01	0	0	0	0	0	0	0	0	0	0	0	0	0	0		5-Year Property	MACRS Re	ADR Regular	MACRS	5 - Year Property
0	-0.01	-0.01	0	0	0	0	0	0	0	0	0	0	0	0	0	0		5-Year Property	MACRS Re	ADR Regular	MACRS	5 - Year Pr JCA 50% E
0	-0.01	-0.01	0	0	0	0	0	0	0	0	0	0	0	0	0	0		5-Year Property	MACRS Re	ADR Regular	MACRS	5 - Year Property
0	-0.01	0	0	0	0	0	0	0	0	0	0	0	0	0	0	0		5-Year Property	MACRS Re	ADR Regular	MACRS	5 - Year Pr JCA 50% E
0	0	0	0	0	0	0	0	0	0	0	0	0	0	0	0	0		5-Year Property	MACRS Re	ADR Regular	MACRS	5 - Year Property
0	-0.02	-0.02	0	0	0	0	0	0	0	0	0	0	0	0	0	0		5-Year Property	MACRS Re	ADR Regular	MACRS	5 - Year Pr JCA 50% E
0	0	0	0	0	0	0	0	0	0	0	0	0	0	0	0	0		5-Year Property	MACRS Re	ADR Regular	MACRS	5 - Year Property
0	-0.01	-0.01	0	0	0	0	0	0	0	0	0	0	0	0	0	0		3-Year Property	MACRS Re	ADR Regular	MACRS	3 - Year Pr JCA 50% E
0	0	0	0	0	0	0	0	0	0	0	0	0	0	0	0	0		3-Year Property	MACRS Re	ADR Regular	MACRS	3 - Year Property
0	-0.02	-0.02	0	0	0	0	0	0	0	0	0	0	0	0	0	0		3-Year Property	MACRS Re	ADR Regular	MACRS	3 - Year Pr JCA 50% E
0	-0.01	-0.01	0	0	0	0	0	0	0	0	0	0	0	0	0	0		3-Year Property	MACRS Re	ADR Regular	MACRS	3 - Year Property
27816.03	13354.07	13354.07	0	0	0	0	0	0	0	0	0	0	0	0	0	0		3-Year Property	MACRS Re	ADR Regular	MACRS	3 - Year Pr JCA 50% E
27816.03	26708.15	26708.15	0	0	0	0	0	0	0	0	0	0	0	0	0	0		3-Year Property	MACRS Re	ADR Regular	MACRS	3 - Year Property
0	-0.02	-0.02	0	0	0	0	0	0	0	0	0	0	0	0	0	0		3-Year Property	MACRS Re	ADR Regular	MACRS	3 - Year Pr JCA 50% E
0	-0.03	-0.03	0	0	0	0	0	0	0	0	0	0	0	0	0	0		3-Year Property	MACRS Re	ADR Regular	MACRS	3 - Year Property
0.01	-0.01	-0.01	0	0	0	0	0	0	0	0	0	0	0	0	0	0		3-Year Property	MACRS Re	ADR Regular	MACRS	3 - Year Pr JCA 50% E
0.01	0	0	0	0	0	0	0	0	0	0	0	0	0	0	0	0		3-Year Property	MACRS Re	ADR Regular	MACRS	3 - Year Property
5630.58	2814.39	2814.39	0	0	0	0	0	0	0	0	0	0	0	0	0	0		7-Year Property	MACRS Re	ADR Regul	JCA 50% E	MACRS 7 - Year Pr JCA 50% E
5630.58	5628.79	5628.79	0	0	0	0	0	0	0	0	0	0	0	0	0	0		7-Year Property	MACRS Re	ADR Regular	MACRS	7 - Year Property
20833.65	19319.43	7161.9	0	0	0	0	0	0	0	0	0	0	0	0	0	0		Non-Residential Real I	MACRS Re	ADR Regular	MACRS	Non - Residential Real
354.36	328.61	120.48	0	0	0	0	0	0	0	0	0	0	0	0	0	0		Non-Residential Real I	MACRS Re	ADR Regular	MACRS	Non - Residential Real
11036.37	10234.23	3728.39	0	0	0	0	0	0	0	0	0	0	0	0	0	0		Non-Residential Real I	MACRS Re	ADR Regular	MACRS	Non - Residential Real
90712.49	88222.37	33648.02	0	0	0	0	0	0	0	0	0	0	0	0	0	0	2235	Non-Residential Real I	MACRS Re	ADR Regular	MACRS	Non - Residential Real
4660	4321.3	1638.91	0	0	0	0	0	0	0	0	0	0	0	0	0	0		Non-Residential Real I	MACRS Re	ADR Regular	MACRS	Non - Residential Real
116104.27	107665.66	40373.58	0	0	0	0	0	0	0	0	0	0	0	0	0	0		Non-Residential Real I	MACRS Re	ADR Regular	MACRS	Non - Residential Real
6248.75	5794.58	2160.47	0	0	0	0	0	0	0	0	0	0	0	0	0	0		Non-Residential Real I	MACRS Re	ADR Regular	MACRS	Non - Residential Real
34675.89	33724.01	12862.32	0	0	0	0	0	0	0	0	0	0	0	0	0	0	2235	Non-Residential Real I	MACRS Re	ADR Regular	MACRS	Non - Residential Real
876316.55	812624.68	308196.03	0	0	0	0	0	0	0	0	0	0	0	0	0	0		Non-Residential Real I	MACRS Re	ADR Regular	MACRS	Non - Residential Real
125388.38	116274.98	43601.95	0	0	0	0	0	0	0	0	0	0	0	0	0	0		Non-Residential Real I	MACRS Re	ADR Regular	MACRS	Non - Residential Real
11036.37	10234.23	3837.79	0	0	0	0	0	0	0	0	0	0	0	0	0	0		Non-Residential Real I	MACRS Re	ADR Regular	MACRS	Non - Residential Real
0	0	0	0	0	0	0	0	0	0	0	0	0	0	0	0	0		5-Year Property	MACRS Re	ADR Regular	MACRS	5 - Year Pr JCA 100%
0	0	0	0	0	0	0	0	0	0	0	0	0	0	0	0	0		5-Year Property	MACRS Re	ADR Regular	MACRS	5 - Year Property
0	0	0	0	0	0	0	0	0	0	0	0	0	0	0	0	0		5-Year Property	MACRS Re	ADR Regular	MACRS	5 - Year Pr JCA 100%
0	0	0	0	0	0	0	0	0	0	0	0	0	0	0	0	0		5-Year Property	MACRS Re	ADR Regular	MACRS	5 - Year Property
13924.98	-261.39	-261.39	0	0	0	0	0	0	0	0	0	0	0	0	0	0		3-Year Property	MACRS Re	ADR Regular	MACRS	3 - Year Pr JCA 100%
13924.98	1554.17	1554.17	0	0	0	0	0	0	0	0	0	0	0	0	0	0		3-Year Property	MACRS Re	ADR Regular	MACRS	3 - Year Property
63855.49	-1041.36	-1041.36	0	0	0	0	0	0	0	0	0	0	0	0	0	0		3-Year Property	MACRS Re	ADR Regular	MACRS	3 - Year Pr JCA 100%
63855.49	53790.48	53790.48	0	0	0	0	0	0	0	0	0	0	0	0	0	0		3-Year Property	MACRS Re	ADR Regular	MACRS	3 - Year Property
-15422.82	250	250	0	0	0	0	0	0	0	0	0	0	0	0	0	0		3-Year Property	MACRS Re	ADR Regular	MACRS	3 - Year Pr JCA 100%
-15422.82	-14064.73	-14064.73	0	0	0	0	0	0	0	0	0	0	0	0	0	0		3-Year Property	MACRS Re	ADR Regular	MACRS	3 - Year Property
-289.49	6	6	0	0	0	0	0	0	0	0	0	0	0	0	0	0		5-Year Property	MACRS Re	ADR Regular	MACRS	5 - Year Pr JCA 100%
-289.49	-261.77	-261.77	0	0	0	0	0	0	0	0	0	0	0	0	0	0		5-Year Property	MACRS Re	ADR Regular	MACRS	5 - Year Property
-1210.22	20	20	0	0	0	0	0	0	0	0	0	0	0	0	0	0		3-Year Property	MACRS Re	ADR Regular	MACRS	3 - Year Pr JCA 100%

-1210.22	-276.03	-276.03	0	0	0	0	0	0	0	0	0	0	0	0	0	0	3-Year Property	MACRS Re	ADR Regular	MACRS	3 - Year Property
0	0	0	0	0	0	0	0	0	0	0	0	0	0	0	0	0	5-Year Property	MACRS Re	ADR Regular	MACRS	5 - Year Pr JCA 50% E
0	0	0	0	0	0	0	0	0	0	0	0	0	0	0	0	0	5-Year Property	MACRS Re	ADR Regular	MACRS	5 - Year Property
0	0	0	0	0	0	0	0	0	0	0	0	0	0	0	0	0	5-Year Property	MACRS Re	ADR Regular	MACRS	5 - Year Pr JCA 50% E
0	0.01	0.01	0	0	0	0	0	0	0	0	0	0	0	0	0	0	5-Year Property	MACRS Re	ADR Regular	MACRS	5 - Year Property
0	0	0	0	0	0	0	0	0	0	0	0	0	0	0	0	0	5-Year Property	MACRS Re	ADR Regular	MACRS	5 - Year Pr JCA 50% E
0	0	0	0	0	0	0	0	0	0	0	0	0	0	0	0	0	5-Year Property	MACRS Re	ADR Regular	MACRS	5 - Year Property
1480691.32	68758.8	68758.8	0	0	0	0	0	0	0	0	0	0	0	0	0	0	3-Year Property	MACRS Re	ADR Regular	MACRS	3 - Year Pr JCA 50% E
1480691.32	165282.13	165282.13	0	0	0	0	0	0	0	0	0	0	0	0	0	0	3-Year Property	MACRS Re	ADR Regular	MACRS	3 - Year Property
0	0	0	0	0	0	0	0	0	0	0	0	0	0	0	0	0	3-Year Property	MACRS Re	ADR Regular	MACRS	3 - Year Pr JCA 50% E
0	0	0	0	0	0	0	0	0	0	0	0	0	0	0	0	0	3-Year Property	MACRS Re	ADR Regular	MACRS	3 - Year Property
2119749.56	113486.05	113486.05	0	0	0	0	0	0	0	0	0	0	0	0	0	0	3-Year Property	MACRS Re	ADR Regular	MACRS	3 - Year Pr JCA 50% E
2119749.56	266078.17	266078.17	0	0	0	0	0	0	0	0	0	0	0	0	0	0	3-Year Property	MACRS Re	ADR Regular	MACRS	3 - Year Property
2479910.37	1024291.39	1024291.39	0	0	0	0	0	0	0	0	0	0	0	0	0	0	3-Year Property	MACRS Re	ADR Regular	MACRS	3 - Year Pr JCA 50% E
2479910.37	2089017.18	2089017.18	0	0	0	0	0	0	0	0	0	0	0	0	0	0	3-Year Property	MACRS Re	ADR Regular	MACRS	3 - Year Property
0	0.01	0.01	0	0	0	0	0	0	0	0	0	0	0	0	0	0	3-Year Property	MACRS Re	ADR Regular	MACRS	3 - Year Pr JCA 50% E
0	-0.01	-0.01	0	0	0	0	0	0	0	0	0	0	0	0	0	0	3-Year Property	MACRS Re	ADR Regular	MACRS	3 - Year Property
63125.37	28527.32	28527.32	0	0	0	0	0	0	0	0	0	0	0	0	0	0	5-Year Property	MACRS Re	MACRS Regular	MACRS	5 - Year Pr JCA 50% E
63125.37	57998.64	57998.64	0	0	0	0	0	0	0	0	0	0	0	0	0	0	5-Year Property	MACRS Re	MACRS Regular	MACRS	5 - Year Property
14606.53	6892.6	6892.6	0	0	0	0	0	0	0	0	0	0	0	0	0	0	7-Year Property	MACRS Re	ADR Regular	MACRS	7 - Year Pr JCA 50% E
14606.53	13912.98	13912.98	0	0	0	0	0	0	0	0	0	0	0	0	0	0	7-Year Property	MACRS Re	ADR Regular	MACRS	7 - Year Property
0	0	0	0	0	0	0	0	0	0	0	0	0	0	0	0	0	7-Year Property	MACRS Re	ADR Regular	MACRS	7 - Year Pr JCA 50% E
0	0	0	0	0	0	0	0	0	0	0	0	0	0	0	0	0	7-Year Property	MACRS Re	ADR Regular	MACRS	7 - Year Property
0	0	0	0	0	0	0	0	0	0	0	0	0	0	0	0	0	7-Year Property	MACRS Re	ADR Regul JCA 50% E	MACRS	7 - Year Pr JCA 50% E
0	0	0	0	0	0	0	0	0	0	0	0	0	0	0	0	0	7-Year Property	MACRS Re	ADR Regular	MACRS	7 - Year Property
0	0	0	0	0	0	0	0	0	0	0	0	0	0	0	0	0	7-Year Property	MACRS Re	ADR Regul JCA 50% E	MACRS	7 - Year Pr JCA 50% E
0	0	0	0	0	0	0	0	0	0	0	0	0	0	0	0	0	7-Year Property	MACRS Re	ADR Regular	MACRS	7 - Year Property
0	0.01	0.01	0	0	0	0	0	0	0	0	0	0	0	0	0	0	7-Year Property	MACRS Re	ADR Regul JCA 50% E	MACRS	7 - Year Pr JCA 50% E
0	0	0	0	0	0	0	0	0	0	0	0	0	0	0	0	0	7-Year Property	MACRS Re	ADR Regular	MACRS	7 - Year Property
0	0	0	0	0	0	0	0	0	0	0	0	0	0	0	0	0	3-Year Property	MACRS Re	ADR Regular	MACRS	3 - Year Pr JCA 50% E
0	0	0	0	0	0	0	0	0	0	0	0	0	0	0	0	0	3-Year Property	MACRS Re	ADR Regular	MACRS	3 - Year Pr JCA 50% E
0	0	0	0	0	0	0	0	0	0	0	0	0	0	0	0	0	3-Year Property	MACRS Re	ADR Regular	MACRS	3 - Year Property
0	0	0	0	0	0	0	0	0	0	0	0	0	0	0	0	0	5-Year Property	MACRS Re	MACRS Regular	MACRS	5 - Year Pr JCA 50% E
0	0	0	0	0	0	0	0	0	0	0	0	0	0	0	0	0	5-Year Property	MACRS Re	MACRS Regular	MACRS	5 - Year Property
0	0	0	0	0	0	0	0	0	0	0	0	0	0	0	0	0	5-Year Property	MACRS Re	ADR Regular	MACRS	5 - Year Pr JCA 50% E
0	-0.02	-0.02	0	0	0	0	0	0	0	0	0	0	0	0	0	0	5-Year Property	MACRS Re	ADR Regular	MACRS	5 - Year Property
0	0	0	0	0	0	0	0	0	0	0	0	0	0	0	0	0	5-Year Property	MACRS Re	ADR Regular	MACRS	5 - Year Pr JCA 50% E
0	0	0	0	0	0	0	0	0	0	0	0	0	0	0	0	0	5-Year Property	MACRS Re	ADR Regular	MACRS	5 - Year Property
0	-0.01	-0.01	0	0	0	0	0	0	0	0	0	0	0	0	0	0	5-Year Property	MACRS Re	ADR Regular	MACRS	5 - Year Pr JCA 50% E
0	-0.02	-0.02	0	0	0	0	0	0	0	0	0	0	0	0	0	0	5-Year Property	MACRS Re	ADR Regular	MACRS	5 - Year Property
0	0	0	0	0	0	0	0	0	0	0	0	0	0	0	0	0	3-Year Property	MACRS Re	ADR Regular	MACRS	3 - Year Pr JCA 50% E
0	-0.01	-0.01	0	0	0	0	0	0	0	0	0	0	0	0	0	0	3-Year Property	MACRS Re	ADR Regular	MACRS	3 - Year Property
0.01	0	0	0	0	0	0	0	0	0	0	0	0	0	0	0	0	3-Year Property	MACRS Re	ADR Regular	MACRS	3 - Year Pr JCA 50% E
0.01	0.02	0.02	0	0	0	0	0	0	0	0	0	0	0	0	0	0	3-Year Property	MACRS Re	ADR Regular	MACRS	3 - Year Property
0	0	0	0	0	0	0	0	0	0	0	0	0	0	0	0	0	3-Year Property	MACRS Re	ADR Regular	MACRS	3 - Year Pr JCA 50% E
0	0.01	0.01	0	0	0	0	0	0	0	0	0	0	0	0	0	0	3-Year Property	MACRS Re	ADR Regular	MACRS	3 - Year Property
0.01	0	0	0	0	0	0	0	0	0	0	0	0	0	0	0	0	3-Year Property	MACRS Re	ADR Regular	MACRS	3 - Year Pr JCA 50% E
0.01	0.01	0.01	0	0	0	0	0	0	0	0	0	0	0	0	0	0	3-Year Property	MACRS Re	ADR Regular	MACRS	3 - Year Property
-0.01	0	0	0	0	0	0	0	0	0	0	0	0	0	0	0	0	3-Year Property	MACRS Re	ADR Regular	MACRS	3 - Year Pr JCA 50% E
-0.01	-0.01	-0.01	0	0	0	0	0	0	0	0	0	0	0	0	0	0	3-Year Property	MACRS Re	ADR Regular	MACRS	3 - Year Property
0	0	0	0	0	0	0	0	0	0	0	0	0	0	0	0	0	3-Year Property	MACRS Re	ADR Regular	MACRS	3 - Year Pr JCA 50% E
0	0.01	0.01	0	0	0	0	0	0	0	0	0	0	0	0	0	0	3-Year Property	MACRS Re	ADR Regular	MACRS	3 - Year Property
463917.05	49098.93	49098.93	0	0	0	0	0	0	0	0	0	0	0	0	0	0	3-Year Property	MACRS Re	ADR Regular	MACRS	3 - Year Pr JCA 50% E
463917.05	105722.34	105722.34	0	0	0	0	0	0	0	0	0	0	0	0	0	0	3-Year Property	MACRS Re	ADR Regular	MACRS	3 - Year Property
42313.3	19226.71	19226.71	0	0	0	-0.01	-0.01	0	0	0	0	0	0	0	0	0	7-Year Property	MACRS Re	ADR Regul JCA 50% E	MACRS	7 - Year Pr JCA 50% E
42313.3	39053.91	39053.91	0	0	0	0	0	0	0	0	0	0	0	0	0	0	7-Year Property	MACRS Re	ADR Regular	MACRS	7 - Year Property
4593.96	2087.45	2087.45	0	0	0	0.01	0.01	0	0	0	0	0	0	0	0	0	7-Year Property	MACRS Re	ADR Regul JCA 50% E	MACRS	7 - Year Pr JCA 50% E
4593.96	4240.09	4240.09	0	0	0	0	0	0	0	0	0	0	0	0	0	0	7-Year Property	MACRS Re	ADR Regular	MACRS	7 - Year Property
22751.65	10338.11	10338.11	0	0	0	-0.01	-0.01	0	0	0	0	0	0	0	0	0	7-Year Property	MACRS Re	ADR Regul JCA 50% E	MACRS	7 - Year Pr JCA 50% E
22751.65	20999.1	20999.1	0	0	0	0	0	0	0	0	0	0	0	0	0	0	7-Year Property	MACRS Re	ADR Regular	MACRS	7 - Year Property
0	0	0	0	0	0	0	0	0	0	0	0	0	0	0	0	0	5-Year Property	MACRS Re	MACRS Regular	MACRS	5 - Year Property
0	0	0	0	0	0	0	0	0	0	0	0	0	0	0	0	0	AMT - ALL Property	MACRS Re	MACRS Regular	MACRS	5 - Year Property
140239.04	18283.83	18283.83	0	0	0	0	0	0	0	0	0	0	0	0	0	0	5-Year Property	MACRS Re	MACRS Regular	MACRS	5 - Year Property
140239.04	18283.82	18283.82	0	0	0	0	0	0	0	0	0	0	0	0	0	0	AMT - ALL Property	MACRS Re	MACRS Regular	MACRS	5 - Year Property
2224219.17	289985.09	289985.09	0	0	0	0	0	0	0	0	0	0	0	0	0	0	5-Year Property	MACRS Re	MACRS Regular	MACRS	5 - Year Property
2224219.17	289985.1	289985.1	0	0	0	0	0	0	0	0	0	0	0	0	0	0	AMT - ALL Property	MACRS Re	MACRS Regular	MACRS	5 - Year Property
0	0	0	0	0	0	0	0	0	0	0	0	0	0	0	0	-1	NON-Depreciable	MACRS Re	ADR Regular	MACRS	Class Life
66385.92	41933.02	-997.09	0	0	0	0	0	0	0	0	0	0	0	0	0	2235	Non-Residential Real I	MACRS Re	ADR Regular	MACRS	Non - Residential Real
71309.42	64505.94	21245.67	0	0	0	0	0	0	0	0	0	0	0	0	0	2235	Non-Residential Real I	MACRS Re	ADR Regular	MACRS	Non - Residential Real
118579.88	107266.43	35096.06	0	0	0	0	0	0	0	0	0	0	0	0	0	2235	Non-Residential Real I	MACRS Re	ADR Regular	MACRS	Non - Residential Real
410081.87	370956.84	120561.7	0	0	0	0	0	0	0	0	0	0	0	0	0	2235	Non-Residential Real I	MACRS Re	ADR Regular	MACRS	Non - Residential Real
7861.11	7111.1	2295.78	0	0	0	0	0	0	0	0	0	0	0	0	0	2235	Non-Residential Real I	MACRS Re	ADR Regular	MACRS	Non - Residential Real
-3294.92	-3294.92	-1115.83	0	0	0	0	0	0	0	0	0	0	0	0	0		Non-Residential Real I	MACRS Re	ADR Regular	MACRS	Non - Residential Real
34572.16	31273.7	10027.65	0	0	0	0	0	0	0	0	0	0	0	0	0	2235	Non-Residential Real I	MACRS Re	ADR Regular	MACRS	Non - Residential Real
72.28	66.38	22.17	0	0	0	0	0	0	0	0	0	0	0	0	0	2235	Non-Residential Real I	MACRS Re	ADR Regular	MACRS	Non - Residential Real
14.67	13.27	4.75	0	0	0	0	0	0	0	0	0	0	0	0	0	2235	Non-Residential Real I	MACRS Re	ADR Regular	MACRS	Non - Residential Real
-0.84	-0.76	-0.28	0	0	0	0	0	0	0	0	0	0	0	0	0	2235	Non-Residential Real I	MACRS Re	ADR Regular	MACRS	Non - Residential Real
7892211.13	4985157.44	-118537.5	0	0	0	0	0	0	0	0	0	0	0	0	0	2235	Non-Residential Real I	MACRS Re	ADR Regular	MACRS	Non - Residential Real
46441.67	42057.53	14347.61	0	0	0	0	0	0	0	0	0	0	0	0	0		Non-Residential Real I	MACRS Re	ADR Regular	MACRS	Non - Residential Real
37821.29	0	0	0	0	0	0	0	0	0	0	0	0	0	0	0		5-Year Property	MACRS Re	ADR Regular	MACRS	5 - Year Pr JCA 100%
37821.29	34832.53	34832.53	0	0	0	0	0	0	0	0	0	0	0	0	0		5-Year Property	MACRS Re	ADR Regular	MACRS	5 - Year Property
0	0	0	0	0	0	0	0	0	0	0	0	0	0	0	0		5-Year Property	MACRS Re	ADR Regular	MACRS	5 - Year Pr JCA 100%
0	0	0	0	0	0	0	0	0	0	0	0	0	0	0	0		5-Year Property	MACRS Re	ADR Regular	MACRS	5 - Year Property
0	-0.01	0	0	0	0	0	0	0	0	0	0	0	0	0	0		5-Year Property	MACRS Re	ADR Regular	MACRS	5 - Year Pr JCA 100%
0	-0.01	-0.01	0	0	0	0	0	0	0	0	0	0	0	0	0		5-Year Property	MACRS Re	ADR Regular	MACRS	5 - Year Property
0	0.01	0	0	0	0	0	0	0	0	0	0	0	0	0	0		3-Year Property	MACRS Re	ADR Regular	MACRS	3 - Year Pr JCA 100%
0	0.01	0.01	0	0	0	0	0	0	0	0	0	0	0	0	0		3-Year Property	MACRS Re	ADR Regular	MACRS	3 - Year Property
0	0	0	0	0	0	0	0	0	0	0	0	0	0	0	0		3-Year Property	MACRS Re	ADR Regular	MACRS	3 - Year Pr JCA 100%
0	0	0	0	0	0	0	0	0	0	0	0	0	0	0	0		3-Year Property	MACRS Re	ADR Regular	MACRS	3 - Year Property
0	0.01	0	0	0	0	0	0	0	0	0	0	0	0	0	0		5-Year Property	MACRS Re	ADR Regular	MACRS	5 - Year Pr JCA 100%
0	0.01	0.01	0	0	0	0	0	0	0	0	0	0	0	0	0		5-Year Property	MACRS Re	ADR Regular	MACRS	5 - Year Property
0	0	0	0	0	0	0	0	0	0	0	0	0	0	0	0		5-Year Property	MACRS Re	ADR Regular	MACRS	5 - Year Pr JCA 100%

0	0	0	0	0	0	0	0	0	0	0	0	0	0	0	0	0		5-Year Property	MACRS Re	ADR Regular	MACRS	5 - Year Property
0	-0.01	0	0	0	0	0	0	0	0	0	0	0	0	0	0	0		5-Year Property	MACRS Re	ADR Regular	MACRS	5 - Year Pr JCA 100%
0	-0.01	-0.01	0	0	0	0	0	0	0	0	0	0	0	0	0	0		5-Year Property	MACRS Re	ADR Regular	MACRS	5 - Year Property
781907.99	0	0	0	0	0	0	0	0	0	0	0	0	0	0	0	0		3-Year Property	MACRS Re	ADR Regular	MACRS	3 - Year Pr JCA 100%
781907.99	285689.86	285689.86	0	0	0	0	0	0	0	0	0	0	0	0	0	0		3-Year Property	MACRS Re	ADR Regular	MACRS	3 - Year Property
5928.57	0	0	0	0	0	0	0	0	0	0	0	0	0	0	0	0		3-Year Property	MACRS Re	ADR Regular	MACRS	3 - Year Pr JCA 100%
5928.57	5315.68	5315.68	0	0	0	0	0	0	0	0	0	0	0	0	0	0		3-Year Property	MACRS Re	ADR Regular	MACRS	3 - Year Property
1463573.4	0	0	0	0	0	0	0	0	0	0	0	0	0	0	0	0		3-Year Property	MACRS Re	ADR Regular	MACRS	3 - Year Pr JCA 100%
1463573.4	534753.55	534753.55	0	0	0	0	0	0	0	0	0	0	0	0	0	0		3-Year Property	MACRS Re	ADR Regular	MACRS	3 - Year Property
669947.32	0	0	0	0	0	0	0	0	0	0	0	0	0	0	0	0		3-Year Property	MACRS Re	ADR Regular	MACRS	3 - Year Pr JCA 100%
669947.32	613108.22	613108.22	0	0	0	0	0	0	0	0	0	0	0	0	0	0		3-Year Property	MACRS Re	ADR Regular	MACRS	3 - Year Property
26828.68	0	0	0	0	0	0	0	0	0	0	0	0	0	0	0	0		3-Year Property	MACRS Re	MACRS Re	JCA 100%	MACRS	3 - Year Pr JCA 100%
26828.68	24267.59	24267.59	0	0	0	0	0	0	0	0	0	0	0	0	0	0			MACRS Re	MACRS Regular		MACRS	3 - Year Property
615.49	0	0	0	0	0	0	0	0	0	0	0	0	0	0	0	0		5-Year Property	MACRS Re	MACRS Regular		MACRS	5 - Year Pr JCA 100%
615.49	310.49	310.49	0	0	0	0	0	0	0	0	0	0	0	0	0	0			MACRS Re	MACRS Regular		MACRS	5 - Year Property
75270.85	0	0	0	0	0	0	0	0	0	0	0	0	0	0	0	0		7-Year Property	MACRS Re	ADR Regular		MACRS	7 - Year Pr JCA 100%
75270.85	74640.91	74640.91	0	0	0	0	0	0	0	0	0	0	0	0	0	0		7-Year Property	MACRS Re	ADR Regular		MACRS	7 - Year Property
0	-0.01	0	0	0	0	0	0	0	0	0	0	0	0	0	0	0		7-Year Property	MACRS Re	ADR Regular		MACRS	7 - Year Pr JCA 100%
0	-0.01	-0.01	0	0	0	0	0	0	0	0	0	0	0	0	0	0		7-Year Property	MACRS Re	ADR Regular		MACRS	7 - Year Property
0	0	0	0	0	0	0	0	0	0	0	0	0	0	0	0	0		5-Year Property	MACRS Re	MACRS Re	JCA 100%	MACRS	5 - Year Pr JCA 100%
0	0	0	0	0	0	0	0	0	0	0	0	0	0	0	0	0			MACRS Re	MACRS Regular		MACRS	5 - Year Property
131168.65	0.01	0	0	-0.01	0	0	0	0	0	0	0	0	0	0	0	0		5-Year Property	MACRS Re	ADR Regular		MACRS	5 - Year Pr JCA 100%
131168.65	122826.49	122826.49	0	123953.1	0	0	0	0	0	0	0	0	0	0	0	0		5-Year Property	MACRS Re	ADR Regular		MACRS	5 - Year Property
7422.62	0.01	0	0	0	0	0	0	0	0	0	0	0	0	0	0	0		5-Year Property	MACRS Re	ADR Regular		MACRS	5 - Year Pr JCA 100%
7422.62	7108.44	7108.44	0	0	0	0	0	0	0	0	0	0	0	0	0	0		5-Year Property	MACRS Re	ADR Regular		MACRS	5 - Year Property
931.08	0	0	0	0	0	0	0	0	0	0	0	0	0	0	0	0		5-Year Property	MACRS Re	ADR Regular		MACRS	5 - Year Pr JCA 100%
931.08	851.95	851.95	0	0	0	0	0	0	0	0	0	0	0	0	0	0		5-Year Property	MACRS Re	ADR Regular		MACRS	5 - Year Property
497.17	0	0	0	0	0	0	0	0	0	0	0	0	0	0	0	0		5-Year Property	MACRS Re	ADR Regular		MACRS	5 - Year Pr JCA 100%
497.17	494.08	494.08	0	0	0	0	0	0	0	0	0	0	0	0	0	0		5-Year Property	MACRS Re	ADR Regular		MACRS	5 - Year Property
267859.44	0	0	0	0	0	0	0	0	0	0	0	0	0	0	0	0		3-Year Property	MACRS Re	ADR Regular		MACRS	3 - Year Pr JCA 100%
267859.44	157909.3	157909.3	0	0	0	0	0	0	0	0	0	0	0	0	0	0			MACRS Re	ADR Regular		MACRS	3 - Year Property
144735.19	0	0	0	0	0	0	0	0	0	0	0	0	0	0	0	0		3-Year Property	MACRS Re	ADR Regular		MACRS	3 - Year Pr JCA 100%
144735.19	129763.2	129763.2	0	0	0	0	0	0	0	0	0	0	0	0	0	0		3-Year Property	MACRS Re	ADR Regular		MACRS	3 - Year Property
0	0	0	0	0	0	0	0	0	0	0	0	0	0	0	0	0		7-Year Property	MACRS Re	ADR Regular		MACRS	7 - Year Pr JCA 100%
0	0	0	0	0	0	0	0	0	0	0	0	0	0	0	0	0		7-Year Property	MACRS Re	ADR Regular		MACRS	7 - Year Property
7819.97	0	0	0	0	0	0	0	0	0	0	0	0	0	0	0	0		7-Year Property	MACRS Re	ADR Regular		MACRS	7 - Year Pr JCA 100%
7819.97	7754.53	7754.53	0	0	0	0	0	0	0	0	0	0	0	0	0	0		7-Year Property	MACRS Re	ADR Regular		MACRS	7 - Year Property
1947.82	0	0	0	0	0	0	0	0	0	0	0	0	0	0	0	0		7-Year Property	MACRS Re	ADR Regular		MACRS	7 - Year Pr JCA 100%
1947.82	1931.52	1931.52	0	0	0	0	0	0	0	0	0	0	0	0	0	0		7-Year Property	MACRS Re	ADR Regular		MACRS	7 - Year Property
7163.7	0	0	0	0	0	0	0	0	0	0	0	0	0	0	0	0		7-Year Property	MACRS Re	ADR Regular		MACRS	7 - Year Pr JCA 100%
7163.7	6922.1	6922.1	0	0	0	0	0	0	0	0	0	0	0	0	0	0		7-Year Property	MACRS Re	ADR Regular		MACRS	7 - Year Property
161511.8	74374.97	74374.97	0	0	0	0	0	0	0	0	0	0	0	0	0	0		5-Year Property	MACRS Re	ADR Regular		MACRS	5 - Year Pr JCA 50% E
161511.8	148749.94	148749.94	0	0	0	0	0	0	0	0	0	0	0	0	0	0		5-Year Property	MACRS Re	ADR Regular		MACRS	5 - Year Property
0	0	0	0	0	0	0	0	0	0	0	0	0	0	0	0	0		5-Year Property	MACRS Re	ADR Regular		MACRS	5 - Year Pr JCA 50% E
0	0	0	0	0	0	0	0	0	0	0	0	0	0	0	0	0		5-Year Property	MACRS Re	ADR Regular		MACRS	5 - Year Property
0	0	0	0	0	0	0	0	0	0	0	0	0	0	0	0	0		5-Year Property	MACRS Re	ADR Regular		MACRS	5 - Year Pr JCA 50% E
0	0	0	0	0	0	0	0	0	0	0	0	0	0	0	0	0		5-Year Property	MACRS Re	ADR Regular		MACRS	5 - Year Property
0	0	0	0	0	0	0	0	0	0	0	0	0	0	0	0	0		5-Year Property	MACRS Re	ADR Regular		MACRS	5 - Year Pr JCA 50% E
0	0.01	0.01	0	0	0	0	0	0	0	0	0	0	0	0	0	0		5-Year Property	MACRS Re	ADR Regular		MACRS	5 - Year Property
80.88	40.27	40.27	0	0	0	0	0	0	0	0	0	0	0	0	0	0		3-Year Property	MACRS Re	ADR Regular		MACRS	3 - Year Pr JCA 50% E
80.88	80.55	80.55	0	0	0	0	0	0	0	0	0	0	0	0	0	0		3-Year Property	MACRS Re	ADR Regular		MACRS	3 - Year Property
419522.56	76641.69	76641.69	0	0	0	0	0	0	0	0	0	0	0	0	0	0		3-Year Property	MACRS Re	ADR Regular		MACRS	3 - Year Pr JCA 50% E
419522.56	153283.41	153283.41	0	0	0	0	0	0	0	0	0	0	0	0	0	0		3-Year Property	MACRS Re	ADR Regular		MACRS	3 - Year Property
103543.46	18916.14	18916.14	0	0	0	0	0	0	0	0	0	0	0	0	0	0		3-Year Property	MACRS Re	ADR Regular		MACRS	3 - Year Pr JCA 50% E
103543.46	37832.28	37832.28	0	0	0	0	0	0	0	0	0	0	0	0	0	0		3-Year Property	MACRS Re	ADR Regular		MACRS	3 - Year Property
20106.29	9199.94	9199.94	0	0	0	0	0	0	0	0	0	0	0	0	0	0		3-Year Property	MACRS Re	ADR Regular		MACRS	3 - Year Pr JCA 50% E
20106.29	18399.9	18399.9	0	0	0	0	0	0	0	0	0	0	0	0	0	0		3-Year Property	MACRS Re	ADR Regular		MACRS	3 - Year Property
57957.91	25983	25983	0	0	0	0	0	0	0	0	0	0	0	0	0	0		3-Year Property	MACRS Re	ADR Regular		MACRS	3 - Year Pr JCA 50% E
57957.91	51965.99	51965.99	0	0	0	0	0	0	0	0	0	0	0	0	0	0		3-Year Property	MACRS Re	ADR Regular		MACRS	3 - Year Property
1721788.25	314549.9	314549.9	0	0	0	0	0	0	0	0	0	0	0	0	0	0		3-Year Property	MACRS Re	ADR Regular		MACRS	3 - Year Pr JCA 50% E
1721788.25	629099.79	629099.79	0	0	0	0	0	0	0	0	0	0	0	0	0	0		3-Year Property	MACRS Re	ADR Regular		MACRS	3 - Year Property
0	0	0	0	0	0	0	0	0	0	0	0	0	0	0	0	0		5-Year Property	MACRS Re	MACRS Re	JCA 50% E	MACRS	5 - Year Pr JCA 50% E
0	0	0	0	0	0	0	0	0	0	0	0	0	0	0	0	0			MACRS Re	MACRS Regular		MACRS	5 - Year Property
62.11	28.95	28.95	0	0	0	0	0	0	0	0	0	0	0	0	0	0		5-Year Property	MACRS Re	ADR Regular		MACRS	5 - Year Pr JCA 50% E
62.11	57.9	57.9	0	0	0	0	0	0	0	0	0	0	0	0	0	0		5-Year Property	MACRS Re	ADR Regular		MACRS	5 - Year Property
30.29	14.12	14.12	0	0	0	0	0	0	0	0	0	0	0	0	0	0		5-Year Property	MACRS Re	ADR Regular		MACRS	5 - Year Pr JCA 50% E
30.29	28.23	28.23	0	0	0	0	0	0	0	0	0	0	0	0	0	0		5-Year Property	MACRS Re	ADR Regular		MACRS	5 - Year Property
7.15	3.34	3.34	0	0	0	0	0	0	0	0	0	0	0	0	0	0		5-Year Property	MACRS Re	ADR Regular		MACRS	5 - Year Pr JCA 50% E
7.15	6.67	6.67	0	0	0	0	0	0	0	0	0	0	0	0	0	0		5-Year Property	MACRS Re	ADR Regular		MACRS	5 - Year Property
0.62	0.29	0.29	0	0	0	0	0	0	0	0	0	0	0	0	0	0		5-Year Property	MACRS Re	ADR Regular		MACRS	5 - Year Pr JCA 50% E
0.62	0.58	0.58	0	0	0	0	0	0	0	0	0	0	0	0	0	0		5-Year Property	MACRS Re	ADR Regular		MACRS	5 - Year Property
421.76	201.94	201.94	0	0	0	0	0	0	0	0	0	0	0	0	0	0		5-Year Property	MACRS Re	ADR Regular		MACRS	5 - Year Pr JCA 50% E
421.76	403.92	403.92	0	0	0	0	0	0	0	0	0	0	0	0	0	0		5-Year Property	MACRS Re	ADR Regular		MACRS	5 - Year Property
52.93	26.31	26.31	0	0	0	0	0	0	0	0	0	0	0	0	0	0		5-Year Property	MACRS Re	ADR Regular		MACRS	5 - Year Pr JCA 50% E
52.93	52.61	52.61	0	0	0	0	0	0	0	0	0	0	0	0	0	0		5-Year Property	MACRS Re	ADR Regular		MACRS	5 - Year Property
13555.79	6076.7	6076.7	0	0	0	0	0	0	0	0	0	0	0	0	0	0		3-Year Property	MACRS Re	ADR Regular		MACRS	3 - Year Pr JCA 50% E
13555.79	12153.39	12153.39	0	0	0	0	0	0	0	0	0	0	0	0	0	0		3-Year Property	MACRS Re	ADR Regular		MACRS	3 - Year Property
0	0	0	0	0	0	0	0	0	0	0	0	0	0	0	0	0		3-Year Property	MACRS Re	ADR Regular		MACRS	3 - Year Pr JCA 50% E
0	-0.01	-0.01	0	0	0	0	0	0	0	0	0	0	0	0	0	0		3-Year Property	MACRS Re	ADR Regular		MACRS	3 - Year Property
58692.96	17300.39	17300.39	0	0	0	0	0	0	0	0	0	0	0	0	0	0		3-Year Property	MACRS Re	ADR Regular		MACRS	3 - Year Pr JCA 50% E
58692.96	34600.8	34600.8	0	0	0	0	0	0	0	0	0	0	0	0	0	0		3-Year Property	MACRS Re	ADR Regular		MACRS	3 - Year Property
96290.22	45741.51	45741.51	0	0	0	0	0	0	0	0	0	0	0	0	0	0		5-Year Property	MACRS Re	MACRS Re	JCA 50% E	MACRS	5 - Year Pr JCA 50% E
96290.22	91483.03	91483.03	0	0	0	0	0	0	0	0	0	0	0	0	0	0			MACRS Re	MACRS Regular		MACRS	5 - Year Property
0	0.01	0.01	0	0	0	0	0	0	0	0	0	0	0	0	0	0		5-Year Property	MACRS Re	MACRS Regular		MACRS	5 - Year Property
0	0	0	0	0	0	0	0	0	0	0	0	0	0	0	0	0		AMT - ALL Property	MACRS Re	MACRS Regular		MACRS	5 - Year Property
0	0	0	0	0	0	0	0	0	0	0	0	0	0	0	0	0	-1	NON-Depreciable	MACRS Re	ADR Regular		MACRS	Class Life
11393.55	11393.55	11393.55	0	0	0	0	0	0	0	0	0	0	0	0	0	0		7-Year Property	MACRS Re	MACRS Regular		MACRS	7 - Year Property
11393.55	11393.55	11393.55	0	0	0	0	0	0	0	0	0	0	0	0	0	0		AMT - ALL Property	MACRS Re	MACRS Regular		MACRS	7 - Year Property
69889.02	63731.02	20221.81	0	0	0	0	0	0	0	0	0	0	0	0	0	0	2235	Non-Residential Real I	MACRS Re	ADR Regular		MACRS	Non - Residential Real
7274.92	6633.92	2090.7	0	0	0	0	0	0	0	0	0	0	0	0	0	0	2235	Non-Residential Real I	MACRS Re	ADR Regular		MACRS	Non - Residential Real
-5765.84	-5257.84	-1645.8	0	0	0	0	0	0	0	0	0	0	0	0	0	0	2235	Non-Residential Real I	MACRS Re	ADR Regular		MACRS	Non - Residential Real
99.64	90.64	27.94	0	0	0	0	0	0	0	0	0	0	0	0	0	0	2235	Non-Residential Real I	MACRS Re	ADR Regular		MACRS	Non - Residential Real

477595.46	435516.46	141908.66	0	0	0	0	0	0	0	0	0	0	0	0	0	0	2235	Non-Residential Real I	MACRS Re	ADR Regular	MACRS	Non - Residential Real
4105.04	3744.04	1204	0	0	0	0	0	0	0	0	0	0	0	0	0	0	2235	Non-Residential Real I	MACRS Re	ADR Regular	MACRS	Non - Residential Real
135190.45	126592.38	126592.38	0	127753.6	0	0	0	0	0	0	0	0	0	0	0	0		5-Year Property	MACRS Re	MACRS Regular	MACRS	5 - Year Property
135190.45	126592.38	126592.38	0	127753.6	0	0	0	0	0	0	0	0	0	0	0	0		AMT - ALL Property	MACRS Re	MACRS Regular	MACRS	5 - Year Property
969.58	963.54	963.54	0	0	0	0	0	0	0	0	0	0	0	0	0	0		5-Year Property	MACRS Re	MACRS Regular	MACRS	5 - Year Property
969.58	963.54	963.54	0	0	0	0	0	0	0	0	0	0	0	0	0	0		AMT - ALL Property	MACRS Re	MACRS Regular	MACRS	5 - Year Property
0	0	0	0	0	0	0	0	0	0	0	0	0	0	0	0	0	-1	NON-Depreciable	MACRS Re	ADR Regular	MACRS	Class Life
2874239.87	2874239.87	0	0	0	0	0	0	0	0	0	0	0	0	0	0	0		NON-Depreciable	MACRS Re	ADR Regular	MACRS	Class Life
1887122	1887122	0	0	0	0	0	0	0	0	0	0	0	0	0	0	0		NON-Depreciable	MACRS Re	ADR Regular	MACRS	Class Life
4690.26	4690.26	4690.26	0	0	0	0	0	0	0	0	0	0	0	0	0	0		7-Year Property	MACRS Re	MACRS Regular	MACRS	7 - Year Property
4690.26	4690.26	4690.26	0	0	0	0	0	0	0	0	0	0	0	0	0	0		AMT - ALL Property	MACRS Re	MACRS Regular	MACRS	7 - Year Property
2038.17	2038.17	2038.17	0	0	0	0	0	0	0	0	0	0	0	0	0	0		7-Year Property	MACRS Re	MACRS Regular	MACRS	7 - Year Property
2038.17	2038.17	2038.17	0	0	0	0	0	0	0	0	0	0	0	0	0	0		AMT - ALL Property	MACRS Re	MACRS Regular	MACRS	7 - Year Property
88762.9	88762.9	88762.9	0	0	0	0	0	0	0	0	0	0	0	0	0	0		7-Year Property	MACRS Re	ADR Regular	MACRS	7 - Year Property
88762.9	88762.9	88762.9	0	0	0	0	0	0	0	0	0	0	0	0	0	0		AMT - ALL Property	MACRS Re	ADR Regular	MACRS	7 - Year Property
21380876	21324932	6903093.78	0	0	0	0	0	0	0	0	0	0	0	0	0	0	2235	Non-Residential Real I	MACRS Re	ADR Regular	MACRS	Non - Residential Real
2187728.02	2182003.02	701666.74	0	0	0	0	0	0	0	0	0	0	0	0	0	0	2235	Non-Residential Real I	MACRS Re	ADR Regular	MACRS	Non - Residential Real
0	0	0	0	0	0	0	0	0	0	0	0	0	0	0	0	0		5-Year Property	MACRS Re	ADR Regular	MACRS	5 - Year Pr JCA 100%
0	0	0	0	0	0	0	0	0	0	0	0	0	0	0	0	0		5-Year Property	MACRS Re	ADR Regular	MACRS	5 - Year Property
0	0	0	0	0	0	0	0	0	0	0	0	0	0	0	0	0		5-Year Property	MACRS Re	ADR Regular	MACRS	5 - Year Pr JCA 100%
0	0	0	0	0	0	0	0	0	0	0	0	0	0	0	0	0		5-Year Property	MACRS Re	ADR Regular	MACRS	5 - Year Property
0	0	0	0	0	0	0	0	0	0	0	0	0	0	0	0	0		5-Year Property	MACRS Re	ADR Regular	MACRS	5 - Year Pr JCA 100%
0	0	0	0	0	0	0	0	0	0	0	0	0	0	0	0	0		5-Year Property	MACRS Re	ADR Regular	MACRS	5 - Year Property
60784.59	0	0	0	0	0	0	0	0	0	0	0	0	0	0	0	0		3-Year Property	MACRS Re	ADR Regular	MACRS	3 - Year Pr JCA 100%
60784.59	55987.24	55987.24	0	0	0	0	0	0	0	0	0	0	0	0	0	0		3-Year Property	MACRS Re	ADR Regular	MACRS	3 - Year Property
2106690.22	0	0	0	0	0	0	0	0	0	0	0	0	0	0	0	0		3-Year Property	MACRS Re	ADR Regular	MACRS	3 - Year Pr JCA 100%
2106690.22	707201.42	707201.42	0	0	0	0	0	0	0	0	0	0	0	0	0	0		3-Year Property	MACRS Re	ADR Regular	MACRS	3 - Year Property
1295361.71	0	0	0	0	0	0	0	0	0	0	0	0	0	0	0	0		3-Year Property	MACRS Re	ADR Regular	MACRS	3 - Year Pr JCA 100%
1295361.71	967242.05	967242.05	0	0	0	0	0	0	0	0	0	0	0	0	0	0		3-Year Property	MACRS Re	ADR Regular	MACRS	3 - Year Property
281661.69	0	0	0	0	0	0	0	0	0	0	0	0	0	0	0	0		3-Year Property	MACRS Re	ADR Regular	MACRS	3 - Year Pr JCA 100%
281661.69	94551.89	94551.89	0	0	0	0	0	0	0	0	0	0	0	0	0	0		3-Year Property	MACRS Re	ADR Regular	MACRS	3 - Year Property
1528.09	0	0	0	0	0	0	0	0	0	0	0	0	0	0	0	0		7-Year Property	MACRS Re	ADR Regular	MACRS	7 - Year Pr JCA 100%
1528.09	1413.92	1413.92	0	0	0	0	0	0	0	0	0	0	0	0	0	0		7-Year Property	MACRS Re	ADR Regular	MACRS	7 - Year Property
0	0	0	0	0	0	0	0	0	0	0	0	0	0	0	0	0		7-Year Property	MACRS Re	ADR Regular	MACRS	7 - Year Pr JCA 100%
0	-0.01	0	0	0	0	0	0	0	0	0	0	0	0	0	0	0		7-Year Property	MACRS Re	ADR Regular	MACRS	7 - Year Property
0	0	0	0	0	0	0	0	0	0	0	0	0	0	0	0	0		7-Year Property	MACRS Re	ADR Regular	MACRS	7 - Year Pr JCA 100%
0	0	0	0	0	0	0	0	0	0	0	0	0	0	0	0	0		7-Year Property	MACRS Re	ADR Regular	MACRS	7 - Year Property
0	0.01	0	0	0	0	0	0	0	0	0	0	0	0	0	0	0		7-Year Property	MACRS Re	ADR Regular	MACRS	7 - Year Pr JCA 100%
0	0.01	0.01	0	0	0	0	0	0	0	0	0	0	0	0	0	0		7-Year Property	MACRS Re	ADR Regular	MACRS	7 - Year Property
5673.92	0	0	0	0	0	0	0	0	0	0	0	0	0	0	0	0		5-Year Property	MACRS Re	ADR Regular	MACRS	5 - Year Pr JCA 100%
5673.92	1105.92	1105.92	0	0	0	0	0	0	0	0	0	0	0	0	0	0		5-Year Property	MACRS Re	ADR Regular	MACRS	5 - Year Property
4814.82	0	0	0	0	0	0	0	0	0	0	0	0	0	0	0	0		5-Year Property	MACRS Re	ADR Regular	MACRS	5 - Year Pr JCA 100%
4814.82	4600.37	4600.37	0	0	0	0	0	0	0	0	0	0	0	0	0	0		5-Year Property	MACRS Re	ADR Regular	MACRS	5 - Year Property
26070.5	0	0	0	0	0	0	0	0	0	0	0	0	0	0	0	0		5-Year Property	MACRS Re	ADR Regular	MACRS	5 - Year Pr JCA 100%
26070.5	24604.1	24604.1	0	0	0	0	0	0	0	0	0	0	0	0	0	0		5-Year Property	MACRS Re	ADR Regular	MACRS	5 - Year Property
16036.51	0	0	0	0	0	0	0	0	0	0	0	0	0	0	0	0		5-Year Property	MACRS Re	ADR Regular	MACRS	5 - Year Pr JCA 100%
16036.51	15144.96	15144.96	0	0	0	0	0	0	0	0	0	0	0	0	0	0		5-Year Property	MACRS Re	ADR Regular	MACRS	5 - Year Property
3613.3	0	0	0	0	0	0	0	0	0	0	0	0	0	0	0	0		5-Year Property	MACRS Re	ADR Regular	MACRS	5 - Year Pr JCA 100%
3613.3	3380.62	3380.62	0	0	0	0	0	0	0	0	0	0	0	0	0	0		5-Year Property	MACRS Re	ADR Regular	MACRS	5 - Year Property
56830.06	0	0	0	0	0	0	0	0	0	0	0	0	0	0	0	0		3-Year Property	MACRS Re	ADR Regular	MACRS	3 - Year Pr JCA 100%
56830.06	28151.8	28151.8	0	0	0	0	0	0	0	0	0	0	0	0	0	0			MACRS Re	ADR Regular	MACRS	3 - Year Property
205341.87	0	0	0	0	0	0	0	0	0	0	0	0	0	0	0	0		3-Year Property	MACRS Re	ADR Regular	MACRS	3 - Year Pr JCA 100%
205341.87	139734.34	139734.34	0	0	0	0	0	0	0	0	0	0	0	0	0	0		3-Year Property	MACRS Re	ADR Regular	MACRS	3 - Year Property
16419.43	0	0	0	0	0	0	0	0	0	0	0	0	0	0	0	0		3-Year Property	MACRS Re	ADR Regular	MACRS	3 - Year Pr JCA 100%
16419.43	5511.89	5511.89	0	0	0	0	0	0	0	0	0	0	0	0	0	0		3-Year Property	MACRS Re	ADR Regular	MACRS	3 - Year Property
8366.16	0	0	0	0	0	0	0	0	0	0	0	0	0	0	0	0		3-Year Property	MACRS Re	ADR Regular	MACRS	3 - Year Pr JCA 100%
8366.16	7705.87	7705.87	0	0	0	0	0	0	0	0	0	0	0	0	0	0		3-Year Property	MACRS Re	ADR Regular	MACRS	3 - Year Property
1245.47	0	0	0	0	0	0	0	0	0	0	0	0	0	0	0	0		3-Year Property	MACRS Re	ADR Regular	MACRS	3 - Year Pr JCA 100%
1245.47	1147.17	1147.17	0	0	0	0	0	0	0	0	0	0	0	0	0	0		3-Year Property	MACRS Re	ADR Regular	MACRS	3 - Year Property
-4637.08	0	0	0	0	0	0	0	0	0	0	0	0	0	0	0	0		7-Year Property	MACRS Re	ADR Regular	MACRS	7 - Year Pr JCA 100%
-4637.08	-4304.08	-4304.08	0	0	0	0	0	0	0	0	0	0	0	0	0	0		7-Year Property	MACRS Re	ADR Regular	MACRS	7 - Year Property
3321.69	0	0	0	0	0	0	0	0	0	0	0	0	0	0	0	0		7-Year Property	MACRS Re	ADR Regular	MACRS	7 - Year Pr JCA 100%
3321.69	3073.5	3073.5	0	0	0	0	0	0	0	0	0	0	0	0	0	0		7-Year Property	MACRS Re	ADR Regular	MACRS	7 - Year Property
2823.23	0	0	0	0	0	0	0	0	0	0	0	0	0	0	0	0		7-Year Property	MACRS Re	ADR Regular	MACRS	7 - Year Pr JCA 100%
2823.23	2612.28	2612.28	0	0	0	0	0	0	0	0	0	0	0	0	0	0		7-Year Property	MACRS Re	ADR Regular	MACRS	7 - Year Property
119410.96	0	0	0	0	0	0	0	0	0	0	0	0	0	0	0	0		7-Year Property	MACRS Re	ADR Regular	MACRS	7 - Year Pr JCA 100%
119410.96	110488.91	110488.91	0	0	0	0	0	0	0	0	0	0	0	0	0	0		7-Year Property	MACRS Re	ADR Regular	MACRS	7 - Year Property
4579.57	0	0	0	0	0	0	0	0	0	0	0	0	0	0	0	0		7-Year Property	MACRS Re	ADR Regular	MACRS	7 - Year Pr JCA 100%
4579.57	4422.45	4422.45	0	0	0	0	0	0	0	0	0	0	0	0	0	0		7-Year Property	MACRS Re	ADR Regular	MACRS	7 - Year Property
1578.99	0	0	0	0	0	0	0	0	0	0	0	0	0	0	0	0		7-Year Property	MACRS Re	ADR Regular	MACRS	7 - Year Pr JCA 100%
1578.99	1524.81	1524.81	0	0	0	0	0	0	0	0	0	0	0	0	0	0		7-Year Property	MACRS Re	ADR Regular	MACRS	7 - Year Property
10991.9	0	0	0	0	0	0	0	0	0	0	0	0	0	0	0	0		7-Year Property	MACRS Re	ADR Regular	MACRS	7 - Year Pr JCA 100%
10991.9	10385.35	10385.35	0	0	0	0	0	0	0	0	0	0	0	0	0	0		7-Year Property	MACRS Re	ADR Regular	MACRS	7 - Year Property
26316.23	0	0	0	0	0	0	0	0	0	0	0	0	0	0	0	0		7-Year Property	MACRS Re	ADR Regular	MACRS	7 - Year Pr JCA 100%
26316.23	24864.04	24864.04	0	0	0	0	0	0	0	0	0	0	0	0	0	0		7-Year Property	MACRS Re	ADR Regular	MACRS	7 - Year Property
2945.13	0	0	0	0	0	0	0	0	0	0	0	0	0	0	0	0		7-Year Property	MACRS Re	ADR Regular	MACRS	7 - Year Pr JCA 100%
2945.13	2782.61	2782.61	0	0	0	0	0	0	0	0	0	0	0	0	0	0		7-Year Property	MACRS Re	ADR Regular	MACRS	7 - Year Property
1069.1	0	0	0	0	0	0	0	0	0	0	0	0	0	0	0	0		7-Year Property	MACRS Re	ADR Regular	MACRS	7 - Year Pr JCA 100%
1069.1	1010.1	1010.1	0	0	0	0	0	0	0	0	0	0	0	0	0	0		7-Year Property	MACRS Re	ADR Regular	MACRS	7 - Year Property
18654.84	0	0	0	0	0	0	0	0	0	0	0	0	0	0	0	0		7-Year Property	MACRS Re	ADR Regular	MACRS	7 - Year Pr JCA 100%
18654.84	17625.42	17625.42	0	0	0	0	0	0	0	0	0	0	0	0	0	0		7-Year Property	MACRS Re	ADR Regular	MACRS	7 - Year Property
6651.68	0	0	0	0	0	0	0	0	0	0	0	0	0	0	0	0		7-Year Property	MACRS Re	ADR Regular	MACRS	7 - Year Pr JCA 100%
6651.68	6284.62	6284.62	0	0	0	0	0	0	0	0	0	0	0	0	0	0		7-Year Property	MACRS Re	ADR Regular	MACRS	7 - Year Property
4830.61	0	0	0	0	0	0	0	0	0	0	0	0	0	0	0	0		7-Year Property	MACRS Re	ADR Regular	MACRS	7 - Year Pr JCA 100%
4830.61	4564.05	4564.05	0	0	0	0	0	0	0	0	0	0	0	0	0	0		7-Year Property	MACRS Re	ADR Regular	MACRS	7 - Year Property
8824.34	4103.38	4103.38	0	0	0	0	0	0	0	0	0	0	0	0	0	0		5-Year Property	MACRS Re	ADR Regular	MACRS	5 - Year Pr JCA 50% E
8824.34	8206.76	8206.76	0	0	0	0	0	0	0	0	0	0	0	0	0	0		5-Year Property	MACRS Re	ADR Regular	MACRS	5 - Year Property
141328.11	65718.58	65718.58	0	0	0	0	0	0	0	0	0	0	0	0	0	0		5-Year Property	MACRS Re	ADR Regular	MACRS	5 - Year Pr JCA 50% E
141328.11	131437.18	131437.18	0	0	0	0	0	0	0	0	0	0	0	0	0	0		5-Year Property	MACRS Re	ADR Regular	MACRS	5 - Year Property
0	0	0	0	0	0	0	0	0	0	0	0	0	0	0	0	0		5-Year Property	MACRS Re	ADR Regular	MACRS	5 - Year Pr JCA 50% E
0	0	0	0	0	0	0	0	0	0	0	0	0	0	0	0	0		5-Year Property	MACRS Re	ADR Regular	MACRS	5 - Year Property
0	0	0	0	0	0	0	0	0	0	0	0	0	0	0	0	0		5-Year Property	MACRS Re	ADR Regular	MACRS	5 - Year Pr JCA 50% E

0	-0.01	-0.01	0	0	0	0	0	0	0	0	0	0	0	0	0	0	5-Year Property	MACRS Re	ADR Regular	MACRS	5 - Year Property
0	0.01	0.01	0	0	0	0	0	0	0	0	0	0	0	0	0	0	5-Year Property	MACRS Re	ADR Regular	MACRS	5 - Year Pr JCA 50% E
0	0	0	0	0	0	0	0	0	0	0	0	0	0	0	0	0	5-Year Property	MACRS Re	ADR Regular	MACRS	5 - Year Property
23017.71	10600.86	10600.86	0	0	0	0	0	0	0	0	0	0	0	0	0	0	3-Year Property	MACRS Re	ADR Regular	MACRS	3 - Year Pr JCA 50% E
23017.71	21201.73	21201.73	0	0	0	0	0	0	0	0	0	0	0	0	0	0	3-Year Property	MACRS Re	ADR Regular	MACRS	3 - Year Property
1180396.17	198125.01	198125.01	0	0	0	0	0	0	0	0	0	0	0	0	0	0	3-Year Property	MACRS Re	ADR Regular	MACRS	3 - Year Pr JCA 50% E
1180396.17	396250.03	396250.03	0	0	0	0	0	0	0	0	0	0	0	0	0	0	3-Year Property	MACRS Re	ADR Regular	MACRS	3 - Year Property
263551.19	98396.34	98396.34	0	0	0	0	0	0	0	0	0	0	0	0	0	0	3-Year Property	MACRS Re	ADR Regular	MACRS	3 - Year Pr JCA 50% E
263551.19	196792.67	196792.67	0	0	0	0	0	0	0	0	0	0	0	0	0	0	3-Year Property	MACRS Re	ADR Regular	MACRS	3 - Year Property
7245.08	3352.14	3352.14	0	0	0	0	0	0	0	0	0	0	0	0	0	0	7-Year Property	MACRS Re	ADR Regular	MACRS	7 - Year Pr JCA 50% E
7245.08	6704.29	6704.29	0	0	0	0	0	0	0	0	0	0	0	0	0	0	7-Year Property	MACRS Re	ADR Regular	MACRS	7 - Year Property
0	0.01	0.01	0	0	0	0	0	0	0	0	0	0	0	0	0	0	7-Year Property	MACRS Re	ADR Regular	MACRS	7 - Year Pr JCA 50% E
0	0	0	0	0	0	0	0	0	0	0	0	0	0	0	0	0	7-Year Property	MACRS Re	ADR Regular	MACRS	7 - Year Property
0	0.01	0.01	0	0	0	0	0	0	0	0	0	0	0	0	0	0	7-Year Property	MACRS Re	ADR Regul JCA 50% E	MACRS	7 - Year Pr JCA 50% E
0	0.01	0.01	0	0	0	0	0	0	0	0	0	0	0	0	0	0	7-Year Property	MACRS Re	ADR Regular	MACRS	7 - Year Property
2852.56	1336.28	1336.28	0	0	0	0	0	0	0	0	0	0	0	0	0	0	5-Year Property	MACRS Re	MACRS Re JCA 100%	MACRS	5 - Year Pr JCA 50% E
2852.56	2672.56	2672.56	0	0	0	0	0	0	0	0	0	0	0	0	0	0		MACRS Re	MACRS Regular	MACRS	5 - Year Property
1293.16	601.33	601.33	0	0	0	0	0	0	0	0	0	0	0	0	0	0	5-Year Property	MACRS Re	ADR Regular	MACRS	5 - Year Pr JCA 50% E
1293.16	1202.66	1202.66	0	0	0	0	0	0	0	0	0	0	0	0	0	0	5-Year Property	MACRS Re	ADR Regular	MACRS	5 - Year Property
2322.07	1109.17	1109.17	0	0	0	0	0	0	0	0	0	0	0	0	0	0	5-Year Property	MACRS Re	ADR Regular	MACRS	5 - Year Pr JCA 50% E
2322.07	2218.34	2218.34	0	0	0	0	0	0	0	0	0	0	0	0	0	0	5-Year Property	MACRS Re	ADR Regular	MACRS	5 - Year Property
46218.45	21809.45	21809.45	0	0	0	0	0	0	0	0	0	0	0	0	0	0	5-Year Property	MACRS Re	ADR Regular	MACRS	5 - Year Pr JCA 50% E
46218.45	43618.9	43618.9	0	0	0	0	0	0	0	0	0	0	0	0	0	0	5-Year Property	MACRS Re	ADR Regular	MACRS	5 - Year Property
9965.76	4709.01	4709.01	0	0	0	0	0	0	0	0	0	0	0	0	0	0	5-Year Property	MACRS Re	ADR Regular	MACRS	5 - Year Pr JCA 50% E
9965.76	9418.01	9418.01	0	0	0	0	0	0	0	0	0	0	0	0	0	0	5-Year Property	MACRS Re	ADR Regular	MACRS	5 - Year Property
88992.51	33569.81	33569.81	0	0	0	0	0	0	0	0	0	0	0	0	0	0	3-Year Property	MACRS Re	ADR Regular	MACRS	3 - Year Pr JCA 50% E
88992.51	67139.63	67139.63	0	0	0	0	0	0	0	0	0	0	0	0	0	0		MACRS Re	ADR Regular	MACRS	3 - Year Property
7505.05	2553.83	2553.83	0	0	0	0	0	0	0	0	0	0	0	0	0	0	3-Year Property	MACRS Re	ADR Regular	MACRS	3 - Year Pr JCA 50% E
7505.05	5107.64	5107.64	0	0	0	0	0	0	0	0	0	0	0	0	0	0	3-Year Property	MACRS Re	ADR Regular	MACRS	3 - Year Property
0	0	0	0	0	0	0	0	0	0	0	0	0	0	0	0	0	7-Year Property	MACRS Re	ADR Regular	MACRS	7 - Year Pr JCA 50% E
0	0	0	0	0	0	0	0	0	0	0	0	0	0	0	0	0	7-Year Property	MACRS Re	ADR Regular	MACRS	7 - Year Property
5400.92	2507.17	2507.17	0	0	0	0	0	0	0	0	0	0	0	0	0	0	7-Year Property	MACRS Re	ADR Regular	MACRS	7 - Year Pr JCA 50% E
5400.92	5014.36	5014.36	0	0	0	0	0	0	0	0	0	0	0	0	0	0	7-Year Property	MACRS Re	ADR Regular	MACRS	7 - Year Property
10266.78	4850.07	4850.07	0	0	0	0	0	0	0	0	0	0	0	0	0	0	7-Year Property	MACRS Re	ADR Regul JCA 50% E	MACRS	7 - Year Pr JCA 50% E
10266.78	9700.15	9700.15	0	0	0	0	0	0	0	0	0	0	0	0	0	0	7-Year Property	MACRS Re	ADR Regular	MACRS	7 - Year Property
6522.01	3081.03	3081.03	0	0	0	0	0	0	0	0	0	0	0	0	0	0	7-Year Property	MACRS Re	ADR Regul JCA 50% E	MACRS	7 - Year Pr JCA 50% E
6522.01	6162.05	6162.05	0	0	0	0	0	0	0	0	0	0	0	0	0	0	7-Year Property	MACRS Re	ADR Regular	MACRS	7 - Year Property
-200	-194	-194	0	0	0	0	0	0	0	0	0	0	0	0	0	0	7-Year Property	MACRS Re	MACRS Regular	MACRS	7 - Year Property
-200	-194	-194	0	0	0	0	0	0	0	0	0	0	0	0	0	0	AMT - ALL Property	MACRS Re	MACRS Regular	MACRS	7 - Year Property
259.66	235.99	69.32	0	0	0	0	0	0	0	0	0	0	0	0	0	0	Non-Residential Real I	MACRS Re	ADR Regular	MACRS	Non - Residential Real
-0.97	-0.97	-0.23	0	0	0	0	0	0	0	0	0	0	0	0	0	0	Non-Residential Real I	MACRS Re	ADR Regular	MACRS	Non - Residential Real
3.42	3.24	0.98	0	0	0	0	0	0	0	0	0	0	0	0	0	2235	Non-Residential Real I	MACRS Re	ADR Regular	MACRS	Non - Residential Real
186992.72	170039.42	50319.76	0	0	0	0	0	0	0	0	0	0	0	0	0	0	Non-Residential Real I	MACRS Re	ADR Regular	MACRS	Non - Residential Real
2634.71	2499.03	766.28	0	0	0	0	0	0	0	0	0	0	0	0	0	2235	Non-Residential Real I	MACRS Re	ADR Regular	MACRS	Non - Residential Real
3235.81	3068.81	934.34	0	0	0	0	0	0	0	0	0	0	0	0	0	2235	Non-Residential Real I	MACRS Re	ADR Regular	MACRS	Non - Residential Real
11421.93	10826.93	3227.16	0	0	0	0	0	0	0	0	0	0	0	0	0	2235	Non-Residential Real I	MACRS Re	ADR Regular	MACRS	Non - Residential Real
2166.25	2054.25	607.9	0	0	0	0	0	0	0	0	0	0	0	0	0	2235	Non-Residential Real I	MACRS Re	ADR Regular	MACRS	Non - Residential Real
8824.34	4134.17	4134.17	0	0	0	0	0	0	0	0	0	0	0	0	0	0	5-Year Property	MACRS Re	ADR Regular	MACRS	5 - Year Pr JCA 50% E
8824.34	8268.34	8268.34	0	0	0	0	0	0	0	0	0	0	0	0	0	0	5-Year Property	MACRS Re	ADR Regular	MACRS	5 - Year Property
0	-0.01	-0.01	0	0	0	0	0	0	0	0	0	0	0	0	0	0	5-Year Property	MACRS Re	ADR Regular	MACRS	5 - Year Pr JCA 50% E
0	0	0	0	0	0	0	0	0	0	0	0	0	0	0	0	0	5-Year Property	MACRS Re	ADR Regular	MACRS	5 - Year Property
0	0.01	0.01	0	0	0	0	0	0	0	0	0	0	0	0	0	0	5-Year Property	MACRS Re	ADR Regular	MACRS	5 - Year Pr JCA 50% E
0	0	0	0	0	0	0	0	0	0	0	0	0	0	0	0	0	5-Year Property	MACRS Re	ADR Regular	MACRS	5 - Year Property
0	0	0	0	0	0	0	0	0	0	0	0	0	0	0	0	0	5-Year Property	MACRS Re	ADR Regular	MACRS	5 - Year Pr JCA 50% E
0	0	0	0	0	0	0	0	0	0	0	0	0	0	0	0	0	5-Year Property	MACRS Re	ADR Regular	MACRS	5 - Year Property
80644.73	37783.01	37783.01	0	0	0	0	0	0	0	0	0	0	0	0	0	0	3-Year Property	MACRS Re	ADR Regular	MACRS	3 - Year Pr JCA 50% E
80644.73	75566	75566	0	0	0	0	0	0	0	0	0	0	0	0	0	0	3-Year Property	MACRS Re	ADR Regular	MACRS	3 - Year Property
5230209.07	513820.55	513820.55	0	0	0	0	0	0	0	0	0	0	0	0	0	0	3-Year Property	MACRS Re	ADR Regular	MACRS	3 - Year Pr JCA 50% E
5230209.07	1027641.1	1027641.1	0	0	0	0	0	0	0	0	0	0	0	0	0	0	3-Year Property	MACRS Re	ADR Regular	MACRS	3 - Year Property
500047.04	219378.69	219378.69	0	0	0	0	0	0	0	0	0	0	0	0	0	0	3-Year Property	MACRS Re	ADR Regular	MACRS	3 - Year Pr JCA 50% E
500047.04	438757.36	438757.36	0	0	0	0	0	0	0	0	0	0	0	0	0	0	3-Year Property	MACRS Re	ADR Regular	MACRS	3 - Year Property
359071.26	35275.49	35275.49	0	0	0	0	0	0	0	0	0	0	0	0	0	0	3-Year Property	MACRS Re	ADR Regular	MACRS	3 - Year Pr JCA 50% E
359071.26	70550.99	70550.99	0	0	0	0	0	0	0	0	0	0	0	0	0	0	3-Year Property	MACRS Re	ADR Regular	MACRS	3 - Year Property
0	0	0	0	0	0	0	0	0	0	0	0	0	0	0	0	0	7-Year Property	MACRS Re	ADR Regular	MACRS	7 - Year Pr JCA 50% E
0	0	0	0	0	0	0	0	0	0	0	0	0	0	0	0	0	7-Year Property	MACRS Re	ADR Regular	MACRS	7 - Year Property
0	0.01	0.01	0	0	0	0	0	0	0	0	0	0	0	0	0	0	7-Year Property	MACRS Re	ADR Regular	MACRS	7 - Year Pr JCA 50% E
0	0	0	0	0	0	0	0	0	0	0	0	0	0	0	0	0	7-Year Property	MACRS Re	ADR Regular	MACRS	7 - Year Property
5736685.34	2619434.37	2619434.37	0	0	0	0	0	0	0	0	0	0	0	0	0	0	5-Year Property	MACRS Re	ADR Regular	MACRS	5 - Year Pr JCA 50% E
5736685.34	5238868.74	5238868.74	0	0	0	0	0	0	0	0	0	0	0	0	0	0	5-Year Property	MACRS Re	ADR Regular	MACRS	5 - Year Property
27230.35	12420.9	12420.9	0	0	0	0	0	0	0	0	0	0	0	0	0	0	5-Year Property	MACRS Re	ADR Regular	MACRS	5 - Year Pr JCA 50% E
27230.35	24841.79	24841.79	0	0	0	0	0	0	0	0	0	0	0	0	0	0	5-Year Property	MACRS Re	ADR Regular	MACRS	5 - Year Property
404370.95	184509.82	184509.82	0	0	0	0	0	0	0	0	0	0	0	0	0	0	5-Year Property	MACRS Re	ADR Regular	MACRS	5 - Year Pr JCA 50% E
404370.95	369019.62	369019.62	0	0	0	0	0	0	0	0	0	0	0	0	0	0	5-Year Property	MACRS Re	ADR Regular	MACRS	5 - Year Property
72961498.49	8533603.71	8533603.71	0	0	0	0	0	0	0	0	0	0	0	0	0	0	3-Year Property	MACRS Re	ADR Regular	MACRS	3 - Year Pr JCA 50% E
72961498.49	17067207.43	17067207.43	0	0	0	0	0	0	0	0	0	0	0	0	0	0	3-Year Property	MACRS Re	ADR Regular	MACRS	3 - Year Property
715412.04	179083.53	179083.53	0	0	0	0	0	0	0	0	0	0	0	0	0	0	3-Year Property	MACRS Re	ADR Regular	MACRS	3 - Year Pr JCA 50% E
715412.04	358167.06	358167.06	0	0	0	0	0	0	0	0	0	0	0	0	0	0	3-Year Property	MACRS Re	ADR Regular	MACRS	3 - Year Property
0	0.01	0.01	0	0	0	0	0	0	0	0	0	0	0	0	0	0	7-Year Property	MACRS Re	ADR Regul JCA 50% E	MACRS	7 - Year Pr JCA 50% E
0	0	0	0	0	0	0	0	0	0	0	0	0	0	0	0	0	7-Year Property	MACRS Re	ADR Regular	MACRS	7 - Year Property
0	0.01	0.01	0	0	0	0	0	0	0	0	0	0	0	0	0	0	7-Year Property	MACRS Re	ADR Regular	MACRS	7 - Year Pr JCA 50% E
0	0	0	0	0	0	0	0	0	0	0	0	0	0	0	0	0	7-Year Property	MACRS Re	ADR Regular	MACRS	7 - Year Property
0	0	0	0	0	0	0	0	0	0	0	0	0	0	0	0	0	7-Year Property	MACRS Re	ADR Regular	MACRS	7 - Year Pr JCA 50% E
0	0	0	0	0	0	0	0	0	0	0	0	0	0	0	0	0	7-Year Property	MACRS Re	ADR Regular	MACRS	7 - Year Property
23427.45	10955.57	10955.57	0	17.68	0	0	0	0	0	0	0	0	0	0	0	0	7-Year Property	MACRS Re	ADR Regular	MACRS	7 - Year Pr JCA 50% E
23427.45	21911.15	21911.15	0	35.36	0	0	0	0	0	0	0	0	0	0	0	0	7-Year Property	MACRS Re	ADR Regular	MACRS	7 - Year Property
1100948.91	502184.16	502184.16	0	810.47	0	0	0	0	0	0	0	0	0	0	0	0	7-Year Property	MACRS Re	ADR Regular	MACRS	7 - Year Pr JCA 50% E
1100948.91	1004368.32	1004368.32	0	1620.93	0	0	0	0	0	0	0	0	0	0	0	0	7-Year Property	MACRS Re	ADR Regular	MACRS	7 - Year Property
21033.8	9594.3	9594.3	0	15.49	0	0	0	0	0	0	0	0	0	0	0	0	7-Year Property	MACRS Re	ADR Regular	MACRS	7 - Year Pr JCA 50% E
21033.8	19188.62	19188.62	0	30.97	0	0	0	0	0	0	0	0	0	0	0	0	7-Year Property	MACRS Re	ADR Regular	MACRS	7 - Year Property
6477.46	3034.78	3034.78	0	5236.29	0	0	0	0	0	0	0	0	0	0	0	0	7-Year Property	MACRS Re	ADR Regul JCA 50% E	MACRS	7 - Year Pr JCA 50% E
6477.46	6069.56	6069.56	0	10472.58	0	0	0	0	0	0	0	0	0	0	0	0	7-Year Property	MACRS Re	ADR Regular	MACRS	7 - Year Property
3754.12	1758.86	1758.86	0	3034.78	0	0	0	0	0	0	0	0	0	0	0	0	7-Year Property	MACRS Re	ADR Regul JCA 50% E	MACRS	7 - Year Pr JCA 50% E

3754.12	3517.72	3517.72	0	6069.56	0	0	0	0	0	0	0	0	0	0	0	0	7-Year Property	MACRS Re	ADR Regular	MACRS	7 - Year Property
298933.71	298933.71	298933.71	0	0	0	0	0	0	0	0	0	0	0	0	0	0	3-Year Property	MACRS Re	MACRS Regular	MACRS	3 - Year Property
54.02	51.02	13.7	0	0	0	0	0	0	0	0	0	0	0	0	0	0	Non-Residential Real I	MACRS Re	ADR Regular	MACRS	Non - Residential Real
-0.83	-0.83	-0.21	0	0	0	0	0	0	0	0	0	0	0	0	0	0	Non-Residential Real I	MACRS Re	ADR Regular	MACRS	Non - Residential Real
56257.04	52713.96	13572.3	0	0	0	0	0	0	0	0	0	0	0	0	0	0 2235	Non-Residential Real I	MACRS Re	ADR Regular	MACRS	Non - Residential Real
67714.65	63450.65	17827.68	0	0	0	0	0	0	0	0	0	0	0	0	0	0 2235	Non-Residential Real I	MACRS Re	ADR Regular	MACRS	Non - Residential Real
34676.62	32492.62	8921.17	0	0	0	0	0	0	0	0	0	0	0	0	0	0 2235	Non-Residential Real I	MACRS Re	ADR Regular	MACRS	Non - Residential Real
91913.94	86125.94	23646.75	0	0	0	0	0	0	0	0	0	0	0	0	0	0 2235	Non-Residential Real I	MACRS Re	ADR Regular	MACRS	Non - Residential Real
5559.05	5209.05	1419.1	0	0	0	0	0	0	0	0	0	0	0	0	0	0 2235	Non-Residential Real I	MACRS Re	ADR Regular	MACRS	Non - Residential Real
3199.57	2997.57	810.24	0	0	0	0	0	0	0	0	0	0	0	0	0	0 2235	Non-Residential Real I	MACRS Re	ADR Regular	MACRS	Non - Residential Real
187175.9	175387.9	47405.64	0	0	0	0	0	0	0	0	0	0	0	0	0	0	Non-Residential Real I	MACRS Re	ADR Regular	MACRS	Non - Residential Real
39709.74	37208.82	9580.12	0	0	0	0	0	0	0	0	0	0	0	0	0	0 2235	Non-Residential Real I	MACRS Re	ADR Regular	MACRS	Non - Residential Real
19982.09	18723.65	5180.79	0	0	0	0	0	0	0	0	0	0	0	0	0	0 2235	Non-Residential Real I	MACRS Re	ADR Regular	MACRS	Non - Residential Real
229309.99	214868.43	59454.13	0	0	0	0	0	0	0	0	0	0	0	0	0	0 2235	Non-Residential Real I	MACRS Re	ADR Regular	MACRS	Non - Residential Real
-2.44	-2.44	-0.64	0	0	0	0	0	0	0	0	0	0	0	0	0	0	Non-Residential Real I	MACRS Re	ADR Regular	MACRS	Non - Residential Real
14145.31	12904.31	3515.56	0	0	0	0	0	0	0	0	0	0	0	0	0	0 2235	Non-Residential Real I	MACRS Re	ADR Regular	MACRS	Non - Residential Real
24858.97	22677.77	6178.11	0	0	0	0	0	0	0	0	0	0	0	0	0	0 2235	Non-Residential Real I	MACRS Re	ADR Regular	MACRS	Non - Residential Real
9525.57	8689.77	2367.39	0	0	0	0	0	0	0	0	0	0	0	0	0	0 2235	Non-Residential Real I	MACRS Re	ADR Regular	MACRS	Non - Residential Real
6260.69	5711.69	1543.84	0	0	0	0	0	0	0	0	0	0	0	0	0	0	Non-Residential Real I	MACRS Re	ADR Regular	MACRS	Non - Residential Real
-884413.29	-806828.29	-218077.64	0	0	0	0	0	0	0	0	0	0	0	0	0	0 2235	Non-Residential Real I	MACRS Re	ADR Regular	MACRS	Non - Residential Real
0	0.01	0.01	0	0	0	0	0	0	0	0	0	0	0	0	0	0		MACRS Re	MACRS Regular	MACRS	5 - Year Pr JCA 50% E
0	0	0	0	0	0	0	0	0	0	0	0	0	0	0	0	0		MACRS Re	MACRS Regular	MACRS	5 - Year Property
0	0.01	0.01	0	0	0	0	0	0	0	0	0	0	0	0	0	0		MACRS Re	MACRS Regular	MACRS	5 - Year Pr JCA 50% E
0	0.02	0.02	0	0	0	0	0	0	0	0	0	0	0	0	0	0		MACRS Re	MACRS Regular	MACRS	5 - Year Property
0	0	0	0	0	0	0	0	0	0	0	0	0	0	0	0	0		MACRS Re	MACRS Regular	MACRS	5 - Year Pr JCA 50% E
0	0	0	0	0	0	0	0	0	0	0	0	0	0	0	0	0		MACRS Re	MACRS Regular	MACRS	5 - Year Property
0	0.01	0.01	0	0	0	0	0	0	0	0	0	0	0	0	0	0		MACRS Re	MACRS Regular	MACRS	5 - Year Pr JCA 50% E
0	0	0	0	0	0	0	0	0	0	0	0	0	0	0	0	0		MACRS Re	MACRS Regular	MACRS	5 - Year Property
0	0.01	0.01	0	0	0	0	0	0	0	0	0	0	0	0	0	0		MACRS Re	MACRS Regular	MACRS	5 - Year Pr JCA 50% E
0	0	0	0	0	0	0	0	0	0	0	0	0	0	0	0	0		MACRS Re	MACRS Regular	MACRS	5 - Year Property
0	-0.01	-0.01	0	0	0	0	0	0	0	0	0	0	0	0	0	0		MACRS Re	MACRS Regular	MACRS	3 - Year Pr JCA 50% E
0	0	0	0	0	0	0	0	0	0	0	0	0	0	0	0	0		MACRS Re	MACRS Regular	MACRS	3 - Year Property
0	0	0	0	0	0	0	0	0	0	0	0	0	0	0	0	0		MACRS Re	MACRS Regular	MACRS	5 - Year Pr JCA 50% E
0	0.01	0.01	0	0	0	0	0	0	0	0	0	0	0	0	0	0		MACRS Re	MACRS Regular	MACRS	5 - Year Property
21953.2	10377.5	10377.5	0	0	0	0	0	0	0	0	0	0	0	0	0	0		MACRS Re	MACRS Regular	MACRS	3 - Year Pr JCA 50% E
21953.2	20755.01	20755.01	0	0	0	0	0	0	0	0	0	0	0	0	0	0		MACRS Re	MACRS Regular	MACRS	3 - Year Property
2168054.86	93912.58	93912.58	0	0	0	0	0	0	0	0	0	0	0	0	0	0		MACRS Re	MACRS Regular	MACRS	5 - Year Pr JCA 50% E
2168054.86	187825.15	187825.15	0	0	0	0	0	0	0	0	0	0	0	0	0	0		MACRS Re	MACRS Regular	MACRS	5 - Year Property
1287801.57	373336.7	373336.7	0	0	0	0	0	0	0	0	0	0	0	0	0	0		MACRS Re	MACRS Regular	MACRS	3 - Year Pr JCA 50% E
1287801.57	746673.4	746673.4	0	0	0	0	0	0	0	0	0	0	0	0	0	0		MACRS Re	MACRS Regular	MACRS	3 - Year Property
299051.29	12953.86	12953.86	0	0	0	0	0	0	0	0	0	0	0	0	0	0		MACRS Re	MACRS Regular	MACRS	5 - Year Pr JCA 50% E
299051.29	25907.72	25907.72	0	0	0	0	0	0	0	0	0	0	0	0	0	0		MACRS Re	MACRS Regular	MACRS	5 - Year Property
100185.68	4339.69	4339.69	0	0	0	0	0	0	0	0	0	0	0	0	0	0		MACRS Re	MACRS Regular	MACRS	5 - Year Pr JCA 50% E
100185.68	8679.39	8679.39	0	0	0	0	0	0	0	0	0	0	0	0	0	0		MACRS Re	MACRS Regular	MACRS	5 - Year Property
6092.47	2851.93	2851.93	0	0	0	0	0	0	0	0	0	0	0	0	0	0		MACRS Re	MACRS Regular	MACRS	7 - Year Pr JCA 50% E
6092.47	5703.86	5703.86	0	0	0	0	0	0	0	0	0	0	0	0	0	0		MACRS Re	MACRS Regular	MACRS	7 - Year Property
0	0.05	0.05	0	0	0	0	0	0	0	0	0	0	0	0	0	0		MACRS Re	MACRS Regular	MACRS	7 - Year Pr JCA 50% E
0	0.01	0.01	0	0	0	0	0	0	0	0	0	0	0	0	0	0		MACRS Re	MACRS Regular	MACRS	7 - Year Property
23740.3	11113	11113	0	0	0	0	0	0	0	0	0	0	0	0	0	0		MACRS Re	MACRS Regular	MACRS	7 - Year Pr JCA 50% E
23740.3	22226.01	22226.01	0	0	0	0	0	0	0	0	0	0	0	0	0	0		MACRS Re	MACRS Regular	MACRS	7 - Year Property
34266.68	16040.48	16040.48	0	0	0	0	0	0	0	0	0	0	0	0	0	0		MACRS Re	MACRS Regular	MACRS	7 - Year Pr JCA 50% E
34266.68	32080.96	32080.96	0	0	0	0	0	0	0	0	0	0	0	0	0	0		MACRS Re	MACRS Regular	MACRS	7 - Year Property
0	0	0	0	0	0	0	0	0	0	0	0	0	0	0	0	0		MACRS Re	MACRS Regular	MACRS	7 - Year Pr JCA 50% E
0	0	0	0	0	0	0	0	0	0	0	0	0	0	0	0	0		MACRS Re	MACRS Regular	MACRS	7 - Year Property
0	0	0	0	0	0	0	0	0	0	0	0	0	0	0	0	0		MACRS Re	MACRS Regular	MACRS	7 - Year Pr JCA 50% E
0	-0.01	-0.01	0	0	0	0	0	0	0	0	0	0	0	0	0	0		MACRS Re	MACRS Regular	MACRS	7 - Year Property
4272.85	2000.16	2000.16	0	0	0	0	0	0	0	0	0	0	0	0	0	0	5-Year Property	MACRS Re	MACRS ReJCA 100%	MACRS	5 - Year Pr JCA 50% E
4272.85	4000.31	4000.31	0	0	0	0	0	0	0	0	0	0	0	0	0	0	5-Year Property	MACRS Re	MACRS Regular	MACRS	5 - Year Property
0	0	0	0	8780.1	0	0	0	0	0	0	0	0	0	0	0	0		MACRS Re	MACRS Regular	MACRS	5 - Year Pr JCA 50% E
0	0	0	0	17560.2	0	0	0	0	0	0	0	0	0	0	0	0		MACRS Re	MACRS Regular	MACRS	5 - Year Property
316229.49	153776.29	153776.29	0	0	0	0	0	0	0	0	0	0	0	0	0	0		MACRS Re	MACRS Regular	MACRS	5 - Year Pr JCA 50% E
316229.49	307552.58	307552.58	0	0	0	0	0	0	0	0	0	0	0	0	0	0		MACRS Re	MACRS Regular	MACRS	5 - Year Property
81299.72	38278.38	38278.38	0	0	0	0	0	0	0	0	0	0	0	0	0	0		MACRS Re	MACRS Regular	MACRS	5 - Year Pr JCA 50% E
81299.72	76556.76	76556.76	0	0	0	0	0	0	0	0	0	0	0	0	0	0		MACRS Re	MACRS Regular	MACRS	5 - Year Property
28947.49	13562.78	13562.78	0	0	0	0	0	0	0	0	0	0	0	0	0	0		MACRS Re	MACRS Regular	MACRS	5 - Year Pr JCA 50% E
28947.49	27125.56	27125.56	0	0	0	0	0	0	0	0	0	0	0	0	0	0		MACRS Re	MACRS Regular	MACRS	5 - Year Property
19136.33	8973.86	8973.86	0	0	0	0	0	0	0	0	0	0	0	0	0	0		MACRS Re	MACRS Regular	MACRS	5 - Year Pr JCA 50% E
19136.33	17947.74	17947.74	0	0	0	0	0	0	0	0	0	0	0	0	0	0		MACRS Re	MACRS Regular	MACRS	5 - Year Property
1465.36	692.69	692.69	0	0	0	0	0	0	0	0	0	0	0	0	0	0		MACRS Re	MACRS Regular	MACRS	3 - Year Pr JCA 50% E
1465.36	1385.38	1385.38	0	0	0	0	0	0	0	0	0	0	0	0	0	0		MACRS Re	MACRS Regular	MACRS	3 - Year Property
168007.7	66056.81	66056.81	0	0	0	0	0	0	0	0	0	0	0	0	0	0		MACRS Re	MACRS Regular	MACRS	3 - Year Pr JCA 50% E
168007.7	132113.61	132113.61	0	0	0	0	0	0	0	0	0	0	0	0	0	0		MACRS Re	MACRS Regular	MACRS	3 - Year Property
5460621	1651766.19	1651766.19	0	0	0	0	0	0	0	0	0	0	0	0	0	0		MACRS Re	MACRS Regular	MACRS	3 - Year Pr JCA 50% E
5460621	3303532.38	3303532.38	0	0	0	0	0	0	0	0	0	0	0	0	0	0		MACRS Re	MACRS Regular	MACRS	3 - Year Property
12783.71	6042.69	6042.69	0	0	0	0	0	0	0	0	0	0	0	0	0	0		MACRS Re	MACRS Regular	MACRS	7 - Year Pr JCA 50% E
12783.71	12085.39	12085.39	0	0	0	0	0	0	0	0	0	0	0	0	0	0		MACRS Re	MACRS Regular	MACRS	7 - Year Property
17025.8	8512.9	8512.9	0	0	0	0	0	0	0	0	0	0	0	0	0	0	7-Year Property	MACRS Re	ADR Regular	MACRS	7 - Year Pr JCA 50% E
17025.8	17025.8	17025.8	0	0	0	0	0	0	0	0	0	0	0	0	0	0	7-Year Property	MACRS Re	ADR Regular	MACRS	7 - Year Property
3252.79	1522.65	1522.65	0	0	0	0	0	0	0	0	0	0	0	0	0	0		MACRS Re	MACRS Regular	MACRS	7 - Year Pr JCA 50% E
3252.79	3045.31	3045.31	0	0	0	0	0	0	0	0	0	0	0	0	0	0		MACRS Re	MACRS Regular	MACRS	7 - Year Property
31240.76	15720.66	15720.66	0	0	0	0	0	0	0	0	0	0	0	0	0	0		MACRS Re	MACRS Regular	MACRS	7 - Year Pr JCA 50% E
31240.76	31441.33	31441.33	0	0	0	0	0	0	0	0	0	0	0	0	0	0		MACRS Re	MACRS Regular	MACRS	7 - Year Property
3574.66	1787.33	1787.33	0	0	0	0	0	0	0	0	0	0	0	0	0	0	5-Year Property	MACRS Re	ADR Regular	MACRS	5 - Year Pr JCA 50% E
3574.66	3574.66	3574.66	0	0	0	0	0	0	0	0	0	0	0	0	0	0	5-Year Property	MACRS Re	ADR Regular	MACRS	5 - Year Property
21838.34	10222.68	10222.68	0	0	0	0	0	0	0	0	0	0	0	0	0	0		MACRS Re	MACRS Regular	MACRS	7 - Year Pr JCA 50% E
21838.34	20445.37	20445.37	0	0	0	0	0	0	0	0	0	0	0	0	0	0		MACRS Re	MACRS Regular	MACRS	7 - Year Property
14630.63	6848.7	6848.7	0	0	0	0	0	0	0	0	0	0	0	0	0	0		MACRS Re	MACRS Regular	MACRS	7 - Year Pr JCA 50% E
14630.63	13697.41	13697.41	0	0	0	0	0	0	0	0	0	0	0	0	0	0		MACRS Re	MACRS Regular	MACRS	7 - Year Property
28249.37	13223.73	13223.73	0	0	0	0	0	0	0	0	0	0	0	0	0	0		MACRS Re	MACRS Regular	MACRS	7 - Year Pr JCA 50% E
28249.37	26447.47	26447.47	0	0	0	0	0	0	0	0	0	0	0	0	0	0		MACRS Re	MACRS Regular	MACRS	7 - Year Property
18190.44	8515.07	8515.07	0	0	0	0	0	0	0	0	0	0	0	0	0	0		MACRS Re	MACRS Regular	MACRS	7 - Year Pr JCA 50% E
18190.44	17030.15	17030.15	0	0	0	0	0	0	0	0	0	0	0	0	0	0		MACRS Re	MACRS Regular	MACRS	7 - Year Property

10939.42	5120.82	5120.82	0	0	0	0	0	0	0	0	0	0	0	0	0	0		MACRS Re	MACRS Regular	MACRS	7 - Year Pr JCA 50% E
10939.42	10241.64	10241.64	0	0	0	0	0	0	0	0	0	0	0	0	0	0		MACRS Re	MACRS Regular	MACRS	7 - Year Property
8186.33	3832.09	3832.09	0	0	0	0	0	0	0	0	0	0	0	0	0	0		MACRS Re	MACRS Regular	MACRS	7 - Year Pr JCA 50% E
8186.33	7664.16	7664.16	0	0	0	0	0	0	0	0	0	0	0	0	0	0		MACRS Re	MACRS Regular	MACRS	7 - Year Property
6902.44	3231.08	3231.08	0	1120.26	0	0	0	0	0	0	0	0	0	0	0	0		MACRS Re	MACRS Regular	MACRS	7 - Year Pr JCA 50% E
6902.44	6462.17	6462.17	0	2240.51	0	0	0	0	0	0	0	0	0	0	0	0		MACRS Re	MACRS Regular	MACRS	7 - Year Property
2066.86	967.52	967.52	0	335.44	0	0	0	0	0	0	0	0	0	0	0	0		MACRS Re	MACRS Regular	MACRS	7 - Year Pr JCA 50% E
2066.86	1935.03	1935.03	0	670.89	0	0	0	0	0	0	0	0	0	0	0	0		MACRS Re	MACRS Regular	MACRS	7 - Year Property
8442.2	3951.85	3951.85	0	1370.16	0	0	0	0	0	0	0	0	0	0	0	0		MACRS Re	MACRS Regular	MACRS	7 - Year Pr JCA 50% E
8442.2	7903.71	7903.71	0	2740.32	0	0	0	0	0	0	0	0	0	0	0	0		MACRS Re	MACRS Regular	MACRS	7 - Year Property
0	0	0	0	0	0	0	0	0	0	0	0	0	0	0	0	0		MACRS Re	MACRS Regular	MACRS	5 - Year Property
0	0	0	0	0	0	0	0	0	0	0	0	0	0	0	0	0	AMT - ALL Property	MACRS Re	MACRS Regular	MACRS	5 - Year Property
0	0	0	0	0	0	0	0	0	0	0	0	0	0	0	0	0		MACRS Re	MACRS Regular	MACRS	5 - Year Property
0	0	0	0	0	0	0	0	0	0	0	0	0	0	0	0	0	AMT - ALL Property	MACRS Re	MACRS Regular	MACRS	5 - Year Property
0	0	0	0	0	0	0	0	0	0	0	0	0	0	0	0	0		MACRS Re	MACRS Regular	MACRS	5 - Year Property
0	0	0	0	0	0	0	0	0	0	0	0	0	0	0	0	0	AMT - ALL Property	MACRS Re	MACRS Regular	MACRS	5 - Year Property
0	0	0	0	0	0	0	0	0	0	0	0	0	0	0	0	0		MACRS Re	MACRS Regular	MACRS	5 - Year Property
0	0	0	0	0	0	0	0	0	0	0	0	0	0	0	0	0	AMT - ALL Property	MACRS Re	MACRS Regular	MACRS	5 - Year Property
0	0.01	0.01	0	0	0	0	0	0	0	0	0	0	0	0	0	0		MACRS Re	MACRS Regular	MACRS	3 - Year Property
6842.24	6191.74	6191.74	0	0	0	0	0	0	0	0	0	0	0	0	0	0		MACRS Re	MACRS Regular	MACRS	3 - Year Property
0	0	0	0	0	0	0	0	0	0	0	0	0	0	0	0	0		MACRS Re	MACRS Regular	MACRS	7 - Year Property
0	0	0	0	0	0	0	0	0	0	0	0	0	0	0	0	0	AMT - ALL Property	MACRS Re	MACRS Regular	MACRS	7 - Year Property
26705.55	25002.12	6116.73	0	0	0	0	0	0	0	0	0	0	0	0	0	0	2235 Non-Residential Real I	MACRS Re	ADR Regular	MACRS	Non - Residential Real
28857.72	27017.01	6551.93	0	0	0	0	0	0	0	0	0	0	0	0	0	0	2235 Non-Residential Real I	MACRS Re	ADR Regular	MACRS	Non - Residential Real
2344.4	2194.86	527.63	0	0	0	0	0	0	0	0	0	0	0	0	0	0	2235 Non-Residential Real I	MACRS Re	ADR Regular	MACRS	Non - Residential Real
-102.22	-95.7	-22.77	0	0	0	0	0	0	0	0	0	0	0	0	0	0	2235 Non-Residential Real I	MACRS Re	ADR Regular	MACRS	Non - Residential Real
45114.67	42237	9972.19	0	0	0	0	0	0	0	0	0	0	0	0	0	0	2235 Non-Residential Real I	MACRS Re	ADR Regular	MACRS	Non - Residential Real
0	0	0	0	0	0	0	0	0	0	0	0	0	0	0	0	0	2235 Non-Residential Real I	MACRS Re	ADR Regular	MACRS	Non - Residential Real
17868.44	16728.69	4271.3	0	0	0	0	0	0	0	0	0	0	0	0	0	0	2235 Non-Residential Real I	MACRS Re	ADR Regular	MACRS	Non - Residential Real
1291.58	1209.18	306.13	0	0	0	0	0	0	0	0	0	0	0	0	0	0	2235 Non-Residential Real I	MACRS Re	ADR Regular	MACRS	Non - Residential Real
4829.49	4521.43	1135.16	0	0	0	0	0	0	0	0	0	0	0	0	0	0	2235 Non-Residential Real I	MACRS Re	ADR Regular	MACRS	Non - Residential Real
0	0	0	0	0	0	0	0	0	0	0	0	0	0	0	0	0		MACRS Re	MACRS Regular	MACRS	7 - Year Property
0	0	0	0	0	0	0	0	0	0	0	0	0	0	0	0	0	AMT - ALL Property	MACRS Re	MACRS Regular	MACRS	7 - Year Property
-0.01	-0.01	0	0	0	0	0	0	0	0	0	0	0	0	0	0	0		MACRS Re	MACRS Regular	MACRS	5 - Year Property
-0.01	-0.01	-0.01	0	0	0	0	0	0	0	0	0	0	0	0	0	0	AMT - ALL Property	MACRS Re	MACRS Regular	MACRS	5 - Year Property
-5714.32	-5714.32	-5714.32	0	0	0	0	0	0	0	0	0	0	0	0	0	0		MACRS Re	MACRS Regular	MACRS	5 - Year Property
-5714.32	-5714.32	-5714.32	0	0	0	0	0	0	0	0	0	0	0	0	0	0	AMT - ALL Property	MACRS Re	MACRS Regular	MACRS	5 - Year Property
0	0.01	0	0	0	0	0	0	0	0	0	0	0	0	0	0	0		MACRS Re	MACRS Regular	MACRS	5 - Year Property
0	0.01	0.01	0	0	0	0	0	0	0	0	0	0	0	0	0	0	AMT - ALL Property	MACRS Re	MACRS Regular	MACRS	5 - Year Property
0	-24064.5	-24064.5	0	0	0	0	0	0	0	0	0	0	0	0	0	0		MACRS Re	MACRS Regular	MACRS	3 - Year Property
-7841.52	-7841.52	-7841.52	0	0	0	0	0	0	0	0	0	0	0	0	0	0		MACRS Re	MACRS Regular	MACRS	3 - Year Property
-63703.56	-1879499.46	-1879499.46	0	0	0	0	0	0	0	0	0	0	0	0	0	0		MACRS Re	MACRS Regular	MACRS	3 - Year Property
0.05	0.05	0.05	0	0	0	0	0	0	0	0	0	0	0	0	0	0		MACRS Re	MACRS Regular	MACRS	7 - Year Property
0.05	0.05	0.05	0	0	0	0	0	0	0	0	0	0	0	0	0	0	AMT - ALL Property	MACRS Re	MACRS Regular	MACRS	7 - Year Property
99.74	99.74	99.74	0	0	0	0	0	0	0	0	0	0	0	0	0	0	7-Year Property	MACRS Re	ADR Regular	MACRS	7 - Year Property
99.74	99.74	99.74	0	0	0	0	0	0	0	0	0	0	0	0	0	0	AMT - ALL Property	MACRS Re	ADR Regular	MACRS	7 - Year Property
-0.1	-0.1	-0.1	0	0	0	0	0	0	0	0	0	0	0	0	0	0		MACRS Re	MACRS Regular	MACRS	7 - Year Property
-0.1	-0.1	-0.1	0	0	0	0	0	0	0	0	0	0	0	0	0	0	AMT - ALL Property	MACRS Re	MACRS Regular	MACRS	7 - Year Property
19148.84	16595.34	4201.96	0	0	0	0	0	0	0	0	0	0	0	0	0	0	2235 Non-Residential Real I	MACRS Re	ADR Regular	MACRS	Non - Residential Real
27418.04	25669.16	5950.9	0	0	0	0	0	0	0	0	0	0	0	0	0	0	2235 Non-Residential Real I	MACRS Re	ADR Regular	MACRS	Non - Residential Real
11960.76	11197.83	2595.97	0	0	0	0	0	0	0	0	0	0	0	0	0	0	2235 Non-Residential Real I	MACRS Re	ADR Regular	MACRS	Non - Residential Real
329147.52	308152.61	71438.99	0	0	0	0	0	0	0	0	0	0	0	0	0	0	2235 Non-Residential Real I	MACRS Re	ADR Regular	MACRS	Non - Residential Real
206475.54	178941.99	45308.09	0	0	0	0	0	0	0	0	0	0	0	0	0	0	2235 Non-Residential Real I	MACRS Re	ADR Regular	MACRS	Non - Residential Real
5143.61	4457.71	1128.73	0	0	0	0	0	0	0	0	0	0	0	0	0	0	2235 Non-Residential Real I	MACRS Re	ADR Regular	MACRS	Non - Residential Real
3161.24	2739.69	687.87	0	0	0	0	0	0	0	0	0	0	0	0	0	0	2235 Non-Residential Real I	MACRS Re	ADR Regular	MACRS	Non - Residential Real
25709.9	9315.75	9315.75	0	0	0	0	0	0	0	0	0	0	0	0	0	0	5-Year Property	MACRS Re	MACRS Re JCA 100%	MACRS	5 - Year Pr JCA 50% E
25709.9	18631.49	18631.49	0	0	0	0	0	0	0	0	0	0	0	0	0	0		MACRS Re	MACRS Regular	MACRS	5 - Year Property
13183.97	4777.1	4777.1	0	0	0	0	0	0	0	0	0	0	0	0	0	0		MACRS Re	MACRS Regular	MACRS	5 - Year Pr JCA 50% E
13183.97	9554.16	9554.16	0	0	0	0	0	0	0	0	0	0	0	0	0	0		MACRS Re	MACRS Regular	MACRS	5 - Year Property
38544.35	13966.21	13966.21	0	0	0	0	0	0	0	0	0	0	0	0	0	0		MACRS Re	MACRS Regular	MACRS	3 - Year Pr JCA 50% E
38544.35	27932.37	27932.37	0	0	0	0	0	0	0	0	0	0	0	0	0	0		MACRS Re	MACRS Regular	MACRS	3 - Year Property
2080.01	753.67	753.67	0	0	0	0	0	0	0	0	0	0	0	0	0	0		MACRS Re	MACRS Regular	MACRS	5 - Year Pr JCA 50% E
2080.01	1507.34	1507.34	0	0	0	0	0	0	0	0	0	0	0	0	0	0		MACRS Re	MACRS Regular	MACRS	5 - Year Property
7443.91	2697.25	2697.25	0	0	0	0	0	0	0	0	0	0	0	0	0	0		MACRS Re	MACRS Regular	MACRS	5 - Year Pr JCA 50% E
7443.91	5394.46	5394.46	0	0	0	0	0	0	0	0	0	0	0	0	0	0		MACRS Re	MACRS Regular	MACRS	5 - Year Property
514.81	186.53	186.53	0	0	0	0	0	0	0	0	0	0	0	0	0	0		MACRS Re	MACRS Regular	MACRS	5 - Year Pr JCA 50% E
514.81	373.07	373.07	0	0	0	0	0	0	0	0	0	0	0	0	0	0		MACRS Re	MACRS Regular	MACRS	5 - Year Property
121636.13	44073.73	44073.73	0	0	0	0	0	0	0	0	0	0	0	0	0	0		MACRS Re	MACRS Regular	MACRS	5 - Year Pr JCA 50% E
121636.13	88147.44	88147.44	0	0	0	0	0	0	0	0	0	0	0	0	0	0		MACRS Re	MACRS Regular	MACRS	5 - Year Property
1948952.09	706184.52	706184.52	0	0	0	0	0	0	0	0	0	0	0	0	0	0		MACRS Re	MACRS Regular	MACRS	5 - Year Pr JCA 50% E
1948952.09	1412369.06	1412369.06	0	0	0	0	0	0	0	0	0	0	0	0	0	0		MACRS Re	MACRS Regular	MACRS	5 - Year Property
283137.4	102592.2	102592.2	0	0	0	0	0	0	0	0	0	0	0	0	0	0		MACRS Re	MACRS Regular	MACRS	5 - Year Pr JCA 50% E
283137.4	205184.37	205184.37	0	0	0	0	0	0	0	0	0	0	0	0	0	0		MACRS Re	MACRS Regular	MACRS	5 - Year Property
847783.48	307186.4	307186.4	0	0	0	0	0	0	0	0	0	0	0	0	0	0		MACRS Re	MACRS Regular	MACRS	5 - Year Pr JCA 50% E
847783.48	614372.8	614372.8	0	0	0	0	0	0	0	0	0	0	0	0	0	0		MACRS Re	MACRS Regular	MACRS	5 - Year Property
174192.95	63117.18	63117.18	0	0	0	0	0	0	0	0	0	0	0	0	0	0		MACRS Re	MACRS Regular	MACRS	5 - Year Pr JCA 50% E
174192.95	126234.37	126234.37	0	0	0	0	0	0	0	0	0	0	0	0	0	0		MACRS Re	MACRS Regular	MACRS	5 - Year Property
202502.35	73374.84	73374.84	0	0	0	0	0	0	0	0	0	0	0	0	0	0		MACRS Re	MACRS Regular	MACRS	3 - Year Pr JCA 50% E
202502.35	146749.66	146749.66	0	0	0	0	0	0	0	0	0	0	0	0	0	0		MACRS Re	MACRS Regular	MACRS	3 - Year Property
4053435.57	1468724.4	1468724.4	0	0	0	0	0	0	0	0	0	0	0	0	0	0		MACRS Re	MACRS Regular	MACRS	5 - Year Pr JCA 50% E
4053435.57	2937448.8	2937448.8	0	0	0	0	0	0	0	0	0	0	0	0	0	0		MACRS Re	MACRS Regular	MACRS	5 - Year Property
661738.4	239774.71	239774.71	0	0	0	0	0	0	0	0	0	0	0	0	0	0		MACRS Re	MACRS Regular	MACRS	3 - Year Pr JCA 50% E
661738.4	479549.41	479549.41	0	0	0	0	0	0	0	0	0	0	0	0	0	0		MACRS Re	MACRS Regular	MACRS	3 - Year Property
319.91	115.92	115.92	0	0	0	0	0	0	0	0	0	0	0	0	0	0		MACRS Re	MACRS Regular	MACRS	7 - Year Pr JCA 50% E
319.91	231.83	231.83	0	0	0	0	0	0	0	0	0	0	0	0	0	0		MACRS Re	MACRS Regular	MACRS	7 - Year Property
795.41	288.21	288.21	0	0	0	0	0	0	0	0	0	0	0	0	0	0		MACRS Re	MACRS Regular	MACRS	7 - Year Pr JCA 50% E
795.41	576.42	576.42	0	0	0	0	0	0	0	0	0	0	0	0	0	0		MACRS Re	MACRS Regular	MACRS	7 - Year Property
0	0	0	0	0	0	0	0	0	0	0	0	0	0	0	0	0		MACRS Re	MACRS Regular	MACRS	7 - Year Pr JCA 50% E
0	0.01	0.01	0	0	0	0	0	0	0	0	0	0	0	0	0	0		MACRS Re	MACRS Regular	MACRS	7 - Year Property
6273.07	2272.99	2272.99	0	0	0	0	0	0	0	0	0	0	0	0	0	0		MACRS Re	MACRS Regular	MACRS	7 - Year Pr JCA 50% E
6273.07	4545.98	4545.98	0	0	0	0	0	0	0	0	0	0	0	0	0	0		MACRS Re	MACRS Regular	MACRS	7 - Year Property
0	0	0	0	0	0	0	0	0	0	0	0	0	0	0	0	0		MACRS Re	MACRS Regular	MACRS	7 - Year Pr JCA 50% E

0	0	0	0	0	0	0	0	0	0	0	0	0	0	0	0	0		MACRS Re	MACRS Regular	MACRS	7 - Year Property
0	0	0	0	0	0	0	0	0	0	0	0	0	0	0	0	0		MACRS Re	MACRS Regular	MACRS	7 - Year Pr JCA 50% E
0	0	0	0	0	0	0	0	0	0	0	0	0	0	0	0	0		MACRS Re	MACRS Regular	MACRS	7 - Year Property
0	0	0	0	0	0	0	0	0	0	0	0	0	0	0	0	0		MACRS Re	MACRS Regular	MACRS	7 - Year Pr JCA 50% E
0	0	0	0	0	0	0	0	0	0	0	0	0	0	0	0	0		MACRS Re	MACRS Regular	MACRS	7 - Year Property
0	-0.01	-0.01	0	0	0	0	0	0	0	0	0	0	0	0	0	0		MACRS Re	MACRS Regular	MACRS	7 - Year Pr JCA 50% E
0	0	0	0	0	0	0	0	0	0	0	0	0	0	0	0	0		MACRS Re	MACRS Regular	MACRS	7 - Year Property
0	0.01	0.01	0	0	0	0	0	0	0	0	0	0	0	0	0	0		MACRS Re	MACRS Regular	MACRS	7 - Year Pr JCA 50% E
0	0	0	0	0	0	0	0	0	0	0	0	0	0	0	0	0		MACRS Re	MACRS Regular	MACRS	7 - Year Property
1228.44	445.11	445.11	0	0	0	0	0	0	0	0	0	0	0	0	0	0		MACRS Re	MACRS Regular	MACRS	5 - Year Pr JCA 50% E
1228.44	890.22	890.22	0	0	0	0	0	0	0	0	0	0	0	0	0	0		MACRS Re	MACRS Regular	MACRS	5 - Year Property
5239.08	1898.33	1898.33	0	0	0	0	0	0	0	0	0	0	0	0	0	0		MACRS Re	MACRS Regular	MACRS	5 - Year Pr JCA 50% E
5239.08	3796.66	3796.66	0	0	0	0	0	0	0	0	0	0	0	0	0	0		MACRS Re	MACRS Regular	MACRS	5 - Year Property
65368.58	9029.04	9029.04	0	0	0	0	0	0	0	0	0	0	0	0	0	0		MACRS Re	MACRS Regular	MACRS	5 - Year Pr JCA 50% E
65368.58	18058.08	18058.08	0	0	0	0	0	0	0	0	0	0	0	0	0	0		MACRS Re	MACRS Regular	MACRS	5 - Year Property
138383.77	19114.27	19114.27	0	0	0	0	0	0	0	0	0	0	0	0	0	0		MACRS Re	MACRS Regular	MACRS	5 - Year Pr JCA 50% E
138383.77	38228.54	38228.54	0	0	0	0	0	0	0	0	0	0	0	0	0	0		MACRS Re	MACRS Regular	MACRS	5 - Year Property
31515.51	4353.08	4353.08	0	0	0	0	0	0	0	0	0	0	0	0	0	0		MACRS Re	MACRS Regular	MACRS	5 - Year Pr JCA 50% E
31515.51	8706.17	8706.17	0	0	0	0	0	0	0	0	0	0	0	0	0	0		MACRS Re	MACRS Regular	MACRS	5 - Year Property
14321.99	1978.22	1978.22	0	0	0	0	0	0	0	0	0	0	0	0	0	0		MACRS Re	MACRS Regular	MACRS	3 - Year Pr JCA 50% E
14321.99	3956.45	3956.45	0	0	0	0	0	0	0	0	0	0	0	0	0	0		MACRS Re	MACRS Regular	MACRS	3 - Year Property
1950954.84	269475.79	269475.79	0	0	0	0	0	0	0	0	0	0	0	0	0	0		MACRS Re	MACRS Regular	MACRS	3 - Year Pr JCA 50% E
1950954.84	538951.58	538951.58	0	0	0	0	0	0	0	0	0	0	0	0	0	0		MACRS Re	MACRS Regular	MACRS	3 - Year Property
9332.25	1289.02	1289.02	0	0	0	0	0	0	0	0	0	0	0	0	0	0		MACRS Re	MACRS Regular	MACRS	7 - Year Pr JCA 50% E
9332.25	2578.04	2578.04	0	0	0	0	0	0	0	0	0	0	0	0	0	0		MACRS Re	MACRS Regular	MACRS	7 - Year Property
7348.48	2662.66	2662.66	0	0	0	0	0	0	0	0	0	0	0	0	0	0		MACRS Re	MACRS Regular	MACRS	7 - Year Pr JCA 50% E
7348.48	5325.3	5325.3	0	0	0	0	0	0	0	0	0	0	0	0	0	0		MACRS Re	MACRS Regular	MACRS	7 - Year Property
-4057.89	-560.49	-560.49	0	0	0	0	0	0	0	0	0	0	0	0	0	0	5-Year Property	MACRS Re	ADR Regular	MACRS	5 - Year Pr JCA 50% E
-4057.89	-1120.99	-1120.99	0	0	0	0	0	0	0	0	0	0	0	0	0	0	5-Year Property	MACRS Re	ADR Regular	MACRS	5 - Year Property
1846.62	255.06	255.06	0	0	0	0	0	0	0	0	0	0	0	0	0	0		MACRS Re	MACRS Regular	MACRS	7 - Year Pr JCA 50% E
1846.62	510.13	510.13	0	0	0	0	0	0	0	0	0	0	0	0	0	0		MACRS Re	MACRS Regular	MACRS	7 - Year Property
6953.03	960.39	960.39	0	0	0	0	0	0	0	0	0	0	0	0	0	0		MACRS Re	MACRS Regular	MACRS	7 - Year Pr JCA 50% E
6953.03	1920.77	1920.77	0	0	0	0	0	0	0	0	0	0	0	0	0	0		MACRS Re	MACRS Regular	MACRS	7 - Year Property
5511.07	761.22	761.22	0	0	0	0	0	0	0	0	0	0	0	0	0	0		MACRS Re	MACRS Regular	MACRS	7 - Year Pr JCA 50% E
5511.07	1522.43	1522.43	0	0	0	0	0	0	0	0	0	0	0	0	0	0		MACRS Re	MACRS Regular	MACRS	7 - Year Property
62511.13	22650.33	22650.33	0	3530.51	0	0	0	0	0	0	0	0	0	0	0	0		MACRS Re	MACRS Regular	MACRS	7 - Year Pr JCA 50% E
62511.13	45300.64	45300.64	0	7061.03	0	0	0	0	0	0	0	0	0	0	0	0		MACRS Re	MACRS Regular	MACRS	7 - Year Property
37796.07	13695.06	13695.06	0	2134.65	0	0	0	0	0	0	0	0	0	0	0	0		MACRS Re	MACRS Regular	MACRS	7 - Year Pr JCA 50% E
37796.07	27390.1	27390.1	0	4269.31	0	0	0	0	0	0	0	0	0	0	0	0		MACRS Re	MACRS Regular	MACRS	7 - Year Property
18663.75	6762.64	6762.64	0	1054.09	0	0	0	0	0	0	0	0	0	0	0	0		MACRS Re	MACRS Regular	MACRS	7 - Year Pr JCA 50% E
18663.75	13525.28	13525.28	0	2108.18	0	0	0	0	0	0	0	0	0	0	0	0		MACRS Re	MACRS Regular	MACRS	7 - Year Property
12114.54	4389.58	4389.58	0	684.21	0	0	0	0	0	0	0	0	0	0	0	0		MACRS Re	MACRS Regular	MACRS	7 - Year Pr JCA 50% E
12114.54	8779.18	8779.18	0	1368.42	0	0	0	0	0	0	0	0	0	0	0	0		MACRS Re	MACRS Regular	MACRS	7 - Year Property
5654.53	2048.87	2048.87	0	319.36	0	0	0	0	0	0	0	0	0	0	0	0		MACRS Re	MACRS Regular	MACRS	7 - Year Pr JCA 50% E
5654.53	4097.73	4097.73	0	638.71	0	0	0	0	0	0	0	0	0	0	0	0		MACRS Re	MACRS Regular	MACRS	7 - Year Property
80793.92	58549.84	12573	0	0	0	0	0	0	0	0	0	0	0	0	0	0	2235	Non-Residential Real I	MACRS Re	ADR Regular	MACRS	Non - Residential Real
2270.05	1645.07	349.74	0	0	0	0	0	0	0	0	0	0	0	0	0	0	2235	Non-Residential Real I	MACRS Re	ADR Regular	MACRS	Non - Residential Real
4673.77	3387	712.81	0	0	0	0	0	0	0	0	0	0	0	0	0	0	2235	Non-Residential Real I	MACRS Re	ADR Regular	MACRS	Non - Residential Real
289.47	209.77	43.72	0	0	0	0	0	0	0	0	0	0	0	0	0	0	2235	Non-Residential Real I	MACRS Re	ADR Regular	MACRS	Non - Residential Real
20273.81	14692.05	3060.76	0	0	0	0	0	0	0	0	0	0	0	0	0	0	2235	Non-Residential Real I	MACRS Re	ADR Regular	MACRS	Non - Residential Real
-8.28	-6	-1.21	0	0	0	0	0	0	0	0	0	0	0	0	0	0	2235	Non-Residential Real I	MACRS Re	ADR Regular	MACRS	Non - Residential Real
-579.93	-420.28	-86.69	0	0	0	0	0	0	0	0	0	0	0	0	0	0	2235	Non-Residential Real I	MACRS Re	ADR Regular	MACRS	Non - Residential Real
7071.06	5124.26	1177.01	0	0	0	0	0	0	0	0	0	0	0	0	0	0	2235	Non-Residential Real I	MACRS Re	ADR Regular	MACRS	Non - Residential Real
28474.78	20635.14	4695.71	0	0	0	0	0	0	0	0	0	0	0	0	0	0	2235	Non-Residential Real I	MACRS Re	ADR Regular	MACRS	Non - Residential Real
26557	19245.36	4338.29	0	0	0	0	0	0	0	0	0	0	0	0	0	0		Non-Residential Real I	MACRS Re	ADR Regular	MACRS	Non - Residential Real
182119.03	131978.25	29750.52	0	0	0	0	0	0	0	0	0	0	0	0	0	0	2235	Non-Residential Real I	MACRS Re	ADR Regular	MACRS	Non - Residential Real
1941.04	1406.64	302.08	0	0	0	0	0	0	0	0	0	0	0	0	0	0	2235	Non-Residential Real I	MACRS Re	ADR Regular	MACRS	Non - Residential Real
54.54	39.52	8.38	0	0	0	0	0	0	0	0	0	0	0	0	0	0	2235	Non-Residential Real I	MACRS Re	ADR Regular	MACRS	Non - Residential Real
112.29	81.37	17.15	0	0	0	0	0	0	0	0	0	0	0	0	0	0	2235	Non-Residential Real I	MACRS Re	ADR Regular	MACRS	Non - Residential Real
494.02	358.01	74.58	0	0	0	0	0	0	0	0	0	0	0	0	0	0	2235	Non-Residential Real I	MACRS Re	ADR Regular	MACRS	Non - Residential Real
0	0	0	0	0	0	0	0	0	0	0	0	0	0	0	0	0	2235	Non-Residential Real I	MACRS Re	ADR Regular	MACRS	Non - Residential Real
169.88	123.11	28.3	0	0	0	0	0	0	0	0	0	0	0	0	0	0	2235	Non-Residential Real I	MACRS Re	ADR Regular	MACRS	Non - Residential Real
26582.93	7650.3	1740.88	0	0	0	0	0	0	0	0	0	0	0	0	0	0	2235	Non-Residential Real I	MACRS Re	ADR Regular	MACRS	Non - Residential Real
52856.65	16849.82	3798.3	0	0	0	0	0	0	0	0	0	0	0	0	0	0	2235	Non-Residential Real I	MACRS Re	ADR Regular	MACRS	Non - Residential Real
34719.35	25160.46	5671.64	0	0	0	0	0	0	0	0	0	0	0	0	0	0	2235	Non-Residential Real I	MACRS Re	ADR Regular	MACRS	Non - Residential Real
507770.59	367971.83	82948.23	0	0	0	0	0	0	0	0	0	0	0	0	0	0	2235	Non-Residential Real I	MACRS Re	ADR Regular	MACRS	Non - Residential Real
4786.06	3468.37	781.85	0	0	0	0	0	0	0	0	0	0	0	0	0	0	2235	Non-Residential Real I	MACRS Re	ADR Regular	MACRS	Non - Residential Real
6582.85	4770.47	1075.32	0	0	0	0	0	0	0	0	0	0	0	0	0	0	2235	Non-Residential Real I	MACRS Re	ADR Regular	MACRS	Non - Residential Real
5744.17	4162.69	938.34	0	0	0	0	0	0	0	0	0	0	0	0	0	0	2235	Non-Residential Real I	MACRS Re	ADR Regular	MACRS	Non - Residential Real
5361.35	3885.27	875.83	0	0	0	0	0	0	0	0	0	0	0	0	0	0	2235	Non-Residential Real I	MACRS Re	ADR Regular	MACRS	Non - Residential Real
557182.09	259383.44	259383.44	0	0	0	0	0	0	0	0	0	0	0	0	0	0		MACRS Re	MACRS Regular	MACRS	5 - Year Pr JCA 50% E
557182.09	518766.9	518766.9	0	0	0	0	0	0	0	0	0	0	0	0	0	0		MACRS Re	MACRS Regular	MACRS	5 - Year Property
205002	97218	97218	0	0	0	0	0	0	0	0	0	0	0	0	0	0		MACRS Re	MACRS Regular	MACRS	5 - Year Pr JCA 50% E
205002	194435.99	194435.99	0	0	0	0	0	0	0	0	0	0	0	0	0	0		MACRS Re	MACRS Regular	MACRS	5 - Year Property
44536.68	20964.95	20964.95	0	0	0	0	0	0	0	0	0	0	0	0	0	0		MACRS Re	MACRS Regular	MACRS	5 - Year Pr JCA 50% E
44536.68	41929.9	41929.9	0	0	0	0	0	0	0	0	0	0	0	0	0	0		MACRS Re	MACRS Regular	MACRS	5 - Year Property
6906.71	3234.66	3234.66	0	0	0	0	0	0	0	0	0	0	0	0	0	0		MACRS Re	MACRS Regular	MACRS	5 - Year Pr JCA 50% E
6906.71	6469.31	6469.31	0	0	0	0	0	0	0	0	0	0	0	0	0	0		MACRS Re	MACRS Regular	MACRS	5 - Year Property
2067474.94	986997.21	986997.21	0	0	0	0	0	0	0	0	0	0	0	0	0	0		MACRS Re	MACRS Regular	MACRS	5 - Year Pr JCA 50% E
2067474.94	1973994.37	1973994.37	0	0	0	0	0	0	0	0	0	0	0	0	0	0		MACRS Re	MACRS Regular	MACRS	5 - Year Property
0	0	0	0	0	0	0	0	0	0	0	0	0	0	0	0	0		MACRS Re	MACRS Regular	MACRS	3 - Year Pr JCA 50% E
0	0	0	0	0	0	0	0	0	0	0	0	0	0	0	0	0		MACRS Re	MACRS Regular	MACRS	3 - Year Property
0	0	0	0	0	0	0	0	0	0	0	0	0	0	0	0	0		MACRS Re	MACRS Regular	MACRS	3 - Year Pr JCA 50% E
0	0	0	0	0	0	0	0	0	0	0	0	0	0	0	0	0		MACRS Re	MACRS Regular	MACRS	3 - Year Property
0	0	0	0	0	0	0	0	0	0	0	0	0	0	0	0	0		MACRS Re	MACRS Regular	MACRS	3 - Year Pr JCA 50% E
0	0	0	0	0	0	0	0	0	0	0	0	0	0	0	0	0		MACRS Re	MACRS Regular	MACRS	3 - Year Property
0	0	0	0	0	0	0	0	0	0	0	0	0	0	0	0	0		MACRS Re	MACRS Regular	MACRS	3 - Year Pr JCA 50% E
0	0	0	0	0	0	0	0	0	0	0	0	0	0	0	0	0		MACRS Re	MACRS Regular	MACRS	3 - Year Property
0	0	0	0	0	0	0	0	0	0	0	0	0	0	0	0	0		MACRS Re	MACRS Regular	MACRS	3 - Year Pr JCA 50% E
0	0	0	0	0	0	0	0	0	0	0	0	0	0	0	0	0		MACRS Re	MACRS Regular	MACRS	3 - Year Property

0	0	0	0	0	0	0	0	0	0	0	0	0	0	0	0	0	MACRS Re	MACRS Regular	MACRS	3 - Year Property
0	0	0	0	0	0	0	0	0	0	0	0	0	0	0	0	0	MACRS Re	MACRS Regular	MACRS	3 - Year Property
0	0	0	0	0	0	0	0	0	0	0	0	0	0	0	0	0	MACRS Re	MACRS Regular	MACRS	3 - Year Pr JCA 50% E
0	0	0	0	0	0	0	0	0	0	0	0	0	0	0	0	0	MACRS Re	MACRS Regular	MACRS	3 - Year Property
0	0	0	0	0	0	0	0	0	0	0	0	0	0	0	0	0	MACRS Re	MACRS Regular	MACRS	3 - Year Pr JCA 50% E
0	0	0	0	0	0	0	0	0	0	0	0	0	0	0	0	0	MACRS Re	MACRS Regular	MACRS	3 - Year Property
0	0	0	0	0	0	0	0	0	0	0	0	0	0	0	0	0	MACRS Re	MACRS Regular	MACRS	3 - Year Pr JCA 50% E
0	0	0	0	0	0	0	0	0	0	0	0	0	0	0	0	0	MACRS Re	MACRS Regular	MACRS	3 - Year Property
0	0	0	0	0	0	0	0	0	0	0	0	0	0	0	0	0	MACRS Re	MACRS Regular	MACRS	3 - Year Pr JCA 50% E
0	0	0	0	0	0	0	0	0	0	0	0	0	0	0	0	0	MACRS Re	MACRS Regular	MACRS	3 - Year Property
0	0	0	0	0	0	0	0	0	0	0	0	0	0	0	0	0	MACRS Re	MACRS Regular	MACRS	3 - Year Pr JCA 50% E
0	0	0	0	0	0	0	0	0	0	0	0	0	0	0	0	0	MACRS Re	MACRS Regular	MACRS	3 - Year Property
0	0	0	0	0	0	0	0	0	0	0	0	0	0	0	0	0	MACRS Re	MACRS Regular	MACRS	3 - Year Pr JCA 50% E
0	0	0	0	0	0	0	0	0	0	0	0	0	0	0	0	0	MACRS Re	MACRS Regular	MACRS	3 - Year Property
0	0	0	0	0	0	0	0	0	0	0	0	0	0	0	0	0	MACRS Re	MACRS Regular	MACRS	3 - Year Pr JCA 50% E
0	0	0	0	0	0	0	0	0	0	0	0	0	0	0	0	0	MACRS Re	MACRS Regular	MACRS	3 - Year Property
0	0	0	0	0	0	0	0	0	0	0	0	0	0	0	0	0	MACRS Re	MACRS Regular	MACRS	3 - Year Pr JCA 50% E
0	0	0	0	0	0	0	0	0	0	0	0	0	0	0	0	0	MACRS Re	MACRS Regular	MACRS	3 - Year Property
0	0	0	0	0	0	0	0	0	0	0	0	0	0	0	0	0	MACRS Re	MACRS Regular	MACRS	3 - Year Pr JCA 50% E
0	0	0	0	0	0	0	0	0	0	0	0	0	0	0	0	0	MACRS Re	MACRS Regular	MACRS	3 - Year Property
0	0	0	0	0	0	0	0	0	0	0	0	0	0	0	0	0	MACRS Re	MACRS Regular	MACRS	3 - Year Pr JCA 50% E
0	0	0	0	0	0	0	0	0	0	0	0	0	0	0	0	0	MACRS Re	MACRS Regular	MACRS	3 - Year Property
0	0	0	0	0	0	0	0	0	0	0	0	0	0	0	0	0	MACRS Re	MACRS Regular	MACRS	3 - Year Pr JCA 50% E
0	0	0	0	0	0	0	0	0	0	0	0	0	0	0	0	0	MACRS Re	MACRS Regular	MACRS	3 - Year Property
0	0	0	0	0	0	0	0	0	0	0	0	0	0	0	0	0	MACRS Re	MACRS Regular	MACRS	3 - Year Pr JCA 50% E
0	0	0	0	0	0	0	0	0	0	0	0	0	0	0	0	0	MACRS Re	MACRS Regular	MACRS	3 - Year Property
0	0	0	0	0	0	0	0	0	0	0	0	0	0	0	0	0	MACRS Re	MACRS Regular	MACRS	3 - Year Pr JCA 50% E
0	0	0	0	0	0	0	0	0	0	0	0	0	0	0	0	0	MACRS Re	MACRS Regular	MACRS	3 - Year Property
0	0	0	0	0	0	0	0	0	0	0	0	0	0	0	0	0	MACRS Re	MACRS Regular	MACRS	3 - Year Pr JCA 50% E
0	0	0	0	0	0	0	0	0	0	0	0	0	0	0	0	0	MACRS Re	MACRS Regular	MACRS	3 - Year Property
0	0	0	0	0	0	0	0	0	0	0	0	0	0	0	0	0	MACRS Re	MACRS Regular	MACRS	3 - Year Pr JCA 50% E
0	0	0	0	0	0	0	0	0	0	0	0	0	0	0	0	0	MACRS Re	MACRS Regular	MACRS	3 - Year Property
0	0	0	0	0	0	0	0	0	0	0	0	0	0	0	0	0	MACRS Re	MACRS Regular	MACRS	3 - Year Pr JCA 50% E
0	0	0	0	0	0	0	0	0	0	0	0	0	0	0	0	0	MACRS Re	MACRS Regular	MACRS	3 - Year Property
0	0	0	0	0	0	0	0	0	0	0	0	0	0	0	0	0	MACRS Re	MACRS Regular	MACRS	3 - Year Pr JCA 50% E
0	0	0	0	0	0	0	0	0	0	0	0	0	0	0	0	0	MACRS Re	MACRS Regular	MACRS	3 - Year Property
0	0	0	0	0	0	0	0	0	0	0	0	0	0	0	0	0	MACRS Re	MACRS Regular	MACRS	3 - Year Pr JCA 50% E
0	0	0	0	0	0	0	0	0	0	0	0	0	0	0	0	0	MACRS Re	MACRS Regular	MACRS	3 - Year Property
-39.62	0.5	0.5	0	0	0	0	0	0	0	0	0	0	0	0	0	0	MACRS Re	MACRS Regular	MACRS	3 - Year Pr JCA 50% E
-39.62	1	1	0	0	0	0	0	0	0	0	0	0	0	0	0	0	MACRS Re	MACRS Regular	MACRS	3 - Year Property
262.1	131.04	131.04	0	0	0	0	0	0	0	0	0	0	0	0	0	0	MACRS Re	MACRS Regular	MACRS	3 - Year Pr JCA 50% E
262.1	262.08	262.08	0	0	0	0	0	0	0	0	0	0	0	0	0	0	MACRS Re	MACRS Regular	MACRS	3 - Year Property
7865.52	708.35	708.35	0	0	0	0	0	0	0	0	0	0	0	0	0	0	MACRS Re	MACRS Regular	MACRS	3 - Year Pr JCA 50% E
7865.52	1416.71	1416.71	0	0	0	0	0	0	0	0	0	0	0	0	0	0	MACRS Re	MACRS Regular	MACRS	3 - Year Property
50.09	-0.5	-0.5	0	0	0	0	0	0	0	0	0	0	0	0	0	0	MACRS Re	MACRS Regular	MACRS	3 - Year Pr JCA 50% E
50.09	-0.99	-0.99	0	0	0	0	0	0	0	0	0	0	0	0	0	0	MACRS Re	MACRS Regular	MACRS	3 - Year Property
59.83	8.51	8.51	0	0	0	0	0	0	0	0	0	0	0	0	0	0	MACRS Re	MACRS Regular	MACRS	3 - Year Pr JCA 50% E
59.83	17.01	17.01	0	0	0	0	0	0	0	0	0	0	0	0	0	0	MACRS Re	MACRS Regular	MACRS	3 - Year Property
536.83	111.18	111.18	0	0	0	0	0	0	0	0	0	0	0	0	0	0	MACRS Re	MACRS Regular	MACRS	3 - Year Pr JCA 50% E
536.83	222.37	222.37	0	0	0	0	0	0	0	0	0	0	0	0	0	0	MACRS Re	MACRS Regular	MACRS	3 - Year Property
10570.3	1036.76	1036.76	0	0	0	0	0	0	0	0	0	0	0	0	0	0	MACRS Re	MACRS Regular	MACRS	3 - Year Pr JCA 50% E
10570.3	2073.51	2073.51	0	0	0	0	0	0	0	0	0	0	0	0	0	0	MACRS Re	MACRS Regular	MACRS	3 - Year Property
14.41	0	0	0	0	0	0	0	0	0	0	0	0	0	0	0	0	MACRS Re	MACRS Regular	MACRS	3 - Year Property
14.41	0	0	0	0	0	0	0	0	0	0	0	0	0	0	0	0	MACRS Re	MACRS Regular	MACRS	3 - Year Property
243.42	115.07	115.07	0	0	0	0	0	0	0	0	0	0	0	0	0	0	MACRS Re	MACRS Regular	MACRS	3 - Year Pr JCA 50% E
243.42	230.14	230.14	0	0	0	0	0	0	0	0	0	0	0	0	0	0	MACRS Re	MACRS Regular	MACRS	3 - Year Property
1493.26	682.96	682.96	0	0	0	0	0	0	0	0	0	0	0	0	0	0	MACRS Re	MACRS Regular	MACRS	3 - Year Pr JCA 50% E
1493.26	1365.91	1365.91	0	0	0	0	0	0	0	0	0	0	0	0	0	0	MACRS Re	MACRS Regular	MACRS	3 - Year Property
667470.04	62927.34	62927.34	0	0	0	0	0	0	0	0	0	0	0	0	0	0	MACRS Re	MACRS Regular	MACRS	3 - Year Pr JCA 50% E
667470.04	125854.66	125854.66	0	0	0	0	0	0	0	0	0	0	0	0	0	0	MACRS Re	MACRS Regular	MACRS	3 - Year Property
-619.76	-52.19	-52.19	0	0	0	0	0	0	0	0	0	0	0	0	0	0	MACRS Re	MACRS Regular	MACRS	3 - Year Pr JCA 50% E
-619.76	-104.39	-104.39	0	0	0	0	0	0	0	0	0	0	0	0	0	0	MACRS Re	MACRS Regular	MACRS	3 - Year Property
0	0	0	0	0	0	0	0	0	0	0	0	0	0	0	0	0	MACRS Re	MACRS Regular	MACRS	3 - Year Pr JCA 50% E
0	0	0	0	0	0	0	0	0	0	0	0	0	0	0	0	0	MACRS Re	MACRS Regular	MACRS	3 - Year Property
589982.03	57010.85	57010.85	0	0	0	0	0	0	0	0	0	0	0	0	0	0	MACRS Re	MACRS Regular	MACRS	3 - Year Pr JCA 50% E
589982.03	114021.7	114021.7	0	0	0	0	0	0	0	0	0	0	0	0	0	0	MACRS Re	MACRS Regular	MACRS	3 - Year Property
0	0.46	0.46	0	0	0	0	0	0	0	0	0	0	0	0	0	0	MACRS Re	MACRS Regular	MACRS	3 - Year Pr JCA 50% E
0	0.91	0.91	0	0	0	0	0	0	0	0	0	0	0	0	0	0	MACRS Re	MACRS Regular	MACRS	3 - Year Property
0	14.69	14.69	0	0	0	0	0	0	0	0	0	0	0	0	0	0	MACRS Re	MACRS Regular	MACRS	3 - Year Pr JCA 50% E
0	29.37	29.37	0	0	0	0	0	0	0	0	0	0	0	0	0	0	MACRS Re	MACRS Regular	MACRS	3 - Year Property
12678.61	2145.6	2145.6	0	0	0	0	0	0	0	0	0	0	0	0	0	0	MACRS Re	MACRS Regular	MACRS	3 - Year Pr JCA 50% E
12678.61	4291.2	4291.2	0	0	0	0	0	0	0	0	0	0	0	0	0	0	MACRS Re	MACRS Regular	MACRS	3 - Year Property
0	568.84	568.84	0	0	0	0	0	0	0	0	0	0	0	0	0	0	MACRS Re	MACRS Regular	MACRS	3 - Year Pr JCA 50% E
0	1137.67	1137.67	0	0	0	0	0	0	0	0	0	0	0	0	0	0	MACRS Re	MACRS Regular	MACRS	3 - Year Property
223078.3	53332.77	53332.77	0	0	0	0	0	0	0	0	0	0	0	0	0	0	MACRS Re	MACRS Regular	MACRS	3 - Year Pr JCA 50% E
223078.3	106665.54	106665.54	0	0	0	0	0	0	0	0	0	0	0	0	0	0	MACRS Re	MACRS Regular	MACRS	3 - Year Property
335176.55	52216.88	52216.88	0	0	0	0	0	0	0	0	0	0	0	0	0	0	MACRS Re	MACRS Regular	MACRS	3 - Year Pr JCA 50% E
335176.55	104433.77	104433.77	0	0	0	0	0	0	0	0	0	0	0	0	0	0	MACRS Re	MACRS Regular	MACRS	3 - Year Property
16885534.57	1859141.83	1859141.83	0	0	0	0	0	0	0	0	0	0	0	0	0	0	MACRS Re	MACRS Regular	MACRS	3 - Year Pr JCA 50% E
16885534.57	3718283.66	3718283.66	0	0	0	0	0	0	0	0	0	0	0	0	0	0	MACRS Re	MACRS Regular	MACRS	3 - Year Property
1381442.04	128684.79	128684.79	0	0	0	0	0	0	0	0	0	0	0	0	0	0	MACRS Re	MACRS Regular	MACRS	3 - Year Pr JCA 50% E
1381442.04	257369.57	257369.57	0	0	0	0	0	0	0	0	0	0	0	0	0	0	MACRS Re	MACRS Regular	MACRS	3 - Year Property
2787.31	1274.4	1274.4	0	0	0	0	0	0	0	0	0	0	0	0	0	0	MACRS Re	MACRS Regular	MACRS	3 - Year Pr JCA 50% E
2787.31	2548.82	2548.82	0	0	0	0	0	0	0	0	0	0	0	0	0	0	MACRS Re	MACRS Regular	MACRS	3 - Year Property
12.84	0	0	0	0	0	0	0	0	0	0	0	0	0	0	0	0	MACRS Re	MACRS Regular	MACRS	3 - Year Pr JCA 50% E
12.84	0	0	0	0	0	0	0	0	0	0	0	0	0	0	0	0	MACRS Re	MACRS Regular	MACRS	3 - Year Property
43401.34	4051.17	4051.17	0	0	0	0	0	0	0	0	0	0	0	0	0	0	MACRS Re	MACRS Regular	MACRS	3 - Year Pr JCA 50% E
43401.34	8102.34	8102.34	0	0	0	0	0	0	0	0	0	0	0	0	0	0	MACRS Re	MACRS Regular	MACRS	3 - Year Property
0	0	0	0	0	0	0	0	0	0	0	0	0	0	0	0	0	MACRS Re	MACRS Regular	MACRS	3 - Year Pr JCA 50% E
0	0	0	0	0	0	0	0	0	0	0	0	0	0	0	0	0	MACRS Re	MACRS Regular	MACRS	3 - Year Property
-4803.83	-431.82	-431.82	0	0	0	0	0	0	0	0	0	0	0	0	0	0	MACRS Re	MACRS Regular	MACRS	3 - Year Pr JCA 50% E
-4803.83	-863.65	-863.65	0	0	0	0	0	0	0	0	0	0	0	0	0	0	MACRS Re	MACRS Regular	MACRS	3 - Year Property
4203.72	2071.93	2071.93	0	0	0	0	0	0	0	0	0	0	0	0	0	0	MACRS Re	MACRS Regular	MACRS	3 - Year Pr JCA 50% E
4203.72	4143.86	4143.86	0	0	0	0	0	0	0	0	0	0	0	0	0	0	MACRS Re	MACRS Regular	MACRS	3 - Year Property

2134241.34	972637.29	972637.29	0	0	0	0	0	0	0	0	0	0	0	0	0	0		MACRS Re	MACRS Regular	MACRS	3 - Year Pr JCA 50% E
2134241.34	1945274.58	1945274.58	0	0	0	0	0	0	0	0	0	0	0	0	0	0		MACRS Re	MACRS Regular	MACRS	3 - Year Property
1369882.95	129438.04	129438.04	0	0	0	0	0	0	0	0	0	0	0	0	0	0		MACRS Re	MACRS Regular	MACRS	3 - Year Pr JCA 50% E
1369882.95	258876.08	258876.08	0	0	0	0	0	0	0	0	0	0	0	0	0	0		MACRS Re	MACRS Regular	MACRS	3 - Year Property
358256.53	68076.94	68076.94	0	0	0	0	0	0	0	0	0	0	0	0	0	0		MACRS Re	MACRS Regular	MACRS	3 - Year Pr JCA 50% E
358256.53	136153.87	136153.87	0	0	0	0	0	0	0	0	0	0	0	0	0	0		MACRS Re	MACRS Regular	MACRS	3 - Year Property
2415.82	1144.25	1144.25	0	0	0	0	0	0	0	0	0	0	0	0	0	0		MACRS Re	MACRS Regular	MACRS	7 - Year Pr JCA 50% E
2415.82	2288.5	2288.5	0	0	0	0	0	0	0	0	0	0	0	0	0	0	7-Year Property	MACRS Re	MACRS Regular	MACRS	7 - Year Property
0	0.01	0	0	0	0	0	0	0	0	0	0	0	0	0	0	0		MACRS Re	MACRS Regular	MACRS	7 - Year Pr JCA 50% E
0	0	0	0	0	0	0	0	0	0	0	0	0	0	0	0	0		MACRS Re	MACRS Regular	MACRS	7 - Year Property
-66385.92	-33192.96	-33192.96	0	0	0	0	0	0	0	0	0	0	0	0	0	0		MACRS Re	MACRS Regular	MACRS	5 - Year Pr JCA 50% E
-66385.92	-66385.92	-66385.92	0	0	0	0	0	0	0	0	0	0	0	0	0	0		MACRS Re	MACRS Regular	MACRS	5 - Year Property
13139.88	6223.69	6223.69	0	0	0	0	0	0	0	0	0	0	0	0	0	0		MACRS Re	MACRS Regular	MACRS	7 - Year Pr JCA 50% E
13139.88	12447.38	12447.38	0	0	0	0	0	0	0	0	0	0	0	0	0	0	7-Year Property	MACRS Re	MACRS Regular	MACRS	7 - Year Property
0	0	0	0	0	0	0	0	0	0	0	0	0	0	0	0	0		MACRS Re	MACRS Regular	MACRS	7 - Year Pr JCA 50% E
0	0	0	0	0	0	0	0	0	0	0	0	0	0	0	0	0	7-Year Property	MACRS Re	MACRS Regular	MACRS	7 - Year Property
0	0	0	0	0	0	0	0	0	0	0	0	0	0	0	0	0		MACRS Re	MACRS Regular	MACRS	7 - Year Pr JCA 50% E
0	0	0	0	0	0	0	0	0	0	0	0	0	0	0	0	0		MACRS Re	MACRS Regular	MACRS	7 - Year Property
36770.72	17266.8	17266.8	0	110.92	0	0	0	0	0	0	0	0	0	0	0	0		MACRS Re	MACRS Regular	MACRS	5 - Year Pr JCA 50% E
36770.72	34533.58	34533.58	0	221.84	0	0	0	0	0	0	0	0	0	0	0	0		MACRS Re	MACRS Regular	MACRS	5 - Year Property
9567.59	4453.98	4453.98	0	28.61	0	0	0	0	0	0	0	0	0	0	0	0		MACRS Re	MACRS Regular	MACRS	5 - Year Pr JCA 50% E
9567.59	8907.95	8907.95	0	57.22	0	0	0	0	0	0	0	0	0	0	0	0		MACRS Re	MACRS Regular	MACRS	5 - Year Property
1256561.46	589745.28	589745.28	0	3788.44	0	0	0	0	0	0	0	0	0	0	0	0		MACRS Re	MACRS Regular	MACRS	5 - Year Pr JCA 50% E
1256561.46	1179490.57	1179490.57	0	7576.88	0	0	0	0	0	0	0	0	0	0	0	0		MACRS Re	MACRS Regular	MACRS	5 - Year Property
89196.07	41054.34	41054.34	0	263.73	0	0	0	0	0	0	0	0	0	0	0	0		MACRS Re	MACRS Regular	MACRS	5 - Year Pr JCA 50% E
89196.07	82108.68	82108.68	0	527.45	0	0	0	0	0	0	0	0	0	0	0	0		MACRS Re	MACRS Regular	MACRS	5 - Year Property
82.73	-9.27	-9.27	0	0	0	0	0	0	0	0	0	0	0	0	0	0		MACRS Re	MACRS Regular	MACRS	3 - Year Pr JCA 50% E
82.73	-18.53	-18.53	0	0	0	0	0	0	0	0	0	0	0	0	0	0		MACRS Re	MACRS Regular	MACRS	3 - Year Property
23063.78	453.51	453.51	0	0	0	0	0	0	0	0	0	0	0	0	0	0		MACRS Re	MACRS Regular	MACRS	3 - Year Pr JCA 50% E
23063.78	907.03	907.03	0	0	0	0	0	0	0	0	0	0	0	0	0	0		MACRS Re	MACRS Regular	MACRS	3 - Year Property
42031.76	506.21	506.21	0	0	0	0	0	0	0	0	0	0	0	0	0	0		MACRS Re	MACRS Regular	MACRS	3 - Year Pr JCA 50% E
42031.76	1012.41	1012.41	0	0	0	0	0	0	0	0	0	0	0	0	0	0		MACRS Re	MACRS Regular	MACRS	3 - Year Property
7.62	-1	-1	0	0	0	0	0	0	0	0	0	0	0	0	0	0		MACRS Re	MACRS Regular	MACRS	3 - Year Pr JCA 50% E
7.62	-2	-2	0	0	0	0	0	0	0	0	0	0	0	0	0	0		MACRS Re	MACRS Regular	MACRS	3 - Year Property
533278.44	8323.8	8323.8	0	0	0	0	0	0	0	0	0	0	0	0	0	0		MACRS Re	MACRS Regular	MACRS	3 - Year Pr JCA 50% E
533278.44	16647.6	16647.6	0	0	0	0	0	0	0	0	0	0	0	0	0	0		MACRS Re	MACRS Regular	MACRS	3 - Year Property
-20.04	2.5	2.5	0	0	0	0	0	0	0	0	0	0	0	0	0	0		MACRS Re	MACRS Regular	MACRS	3 - Year Pr JCA 50% E
-20.04	5	5	0	0	0	0	0	0	0	0	0	0	0	0	0	0		MACRS Re	MACRS Regular	MACRS	3 - Year Property
-6549.48	-97.19	-97.19	0	0	0	0	0	0	0	0	0	0	0	0	0	0		MACRS Re	MACRS Regular	MACRS	3 - Year Property
-6549.48	-97.19	-97.19	0	0	0	0	0	0	0	0	0	0	0	0	0	0		MACRS Re	MACRS Regular	MACRS	3 - Year Property
330307.4	2868.42	2868.42	0	0	0	0	0	0	0	0	0	0	0	0	0	0		MACRS Re	MACRS Regular	MACRS	3 - Year Pr JCA 50% E
330307.4	5736.83	5736.83	0	0	0	0	0	0	0	0	0	0	0	0	0	0		MACRS Re	MACRS Regular	MACRS	3 - Year Property
78754.55	775.53	775.53	0	0	0	0	0	0	0	0	0	0	0	0	0	0		MACRS Re	MACRS Regular	MACRS	3 - Year Pr JCA 50% E
78754.55	1551.06	1551.06	0	0	0	0	0	0	0	0	0	0	0	0	0	0		MACRS Re	MACRS Regular	MACRS	3 - Year Property
5505.89	40.44	40.44	0	0	0	0	0	0	0	0	0	0	0	0	0	0		MACRS Re	MACRS Regular	MACRS	3 - Year Pr JCA 50% E
5505.89	80.88	80.88	0	0	0	0	0	0	0	0	0	0	0	0	0	0		MACRS Re	MACRS Regular	MACRS	3 - Year Property
0	1.52	1.52	0	0	0	0	0	0	0	0	0	0	0	0	0	0		MACRS Re	MACRS Regular	MACRS	3 - Year Pr JCA 50% E
0	3.03	3.03	0	0	0	0	0	0	0	0	0	0	0	0	0	0		MACRS Re	MACRS Regular	MACRS	3 - Year Property
-25.78	1225.31	1225.31	0	0	0	0	0	0	0	0	0	0	0	0	0	0		MACRS Re	MACRS Regular	MACRS	3 - Year Pr JCA 50% E
-25.78	2450.61	2450.61	0	0	0	0	0	0	0	0	0	0	0	0	0	0		MACRS Re	MACRS Regular	MACRS	3 - Year Property
2504.53	67.93	67.93	0	0	0	0	0	0	0	0	0	0	0	0	0	0		MACRS Re	MACRS Regular	MACRS	3 - Year Pr JCA 50% E
2504.53	135.85	135.85	0	0	0	0	0	0	0	0	0	0	0	0	0	0		MACRS Re	MACRS Regular	MACRS	3 - Year Property
56625.39	19822.47	19822.47	0	0	0	0	0	0	0	0	0	0	0	0	0	0		MACRS Re	MACRS Regular	MACRS	3 - Year Pr JCA 50% E
56625.39	39644.93	39644.93	0	0	0	0	0	0	0	0	0	0	0	0	0	0		MACRS Re	MACRS Regular	MACRS	3 - Year Property
1468754.52	15324.77	15324.77	0	0	0	0	0	0	0	0	0	0	0	0	0	0		MACRS Re	MACRS Regular	MACRS	3 - Year Pr JCA 50% E
1468754.52	30649.53	30649.53	0	0	0	0	0	0	0	0	0	0	0	0	0	0		MACRS Re	MACRS Regular	MACRS	3 - Year Property
-2028.3	-14.89	-14.89	0	0	0	0	0	0	0	0	0	0	0	0	0	0		MACRS Re	MACRS Regular	MACRS	3 - Year Pr JCA 50% E
-2028.3	-29.78	-29.78	0	0	0	0	0	0	0	0	0	0	0	0	0	0		MACRS Re	MACRS Regular	MACRS	3 - Year Property
-49.54	-17.08	-17.08	0	0	0	0	0	0	0	0	0	0	0	0	0	0		MACRS Re	MACRS Regular	MACRS	3 - Year Pr JCA 50% E
-49.54	-34.16	-34.16	0	0	0	0	0	0	0	0	0	0	0	0	0	0		MACRS Re	MACRS Regular	MACRS	3 - Year Property
1458941.63	16132.76	16132.76	0	0	0	0	0	0	0	0	0	0	0	0	0	0		MACRS Re	MACRS Regular	MACRS	3 - Year Pr JCA 50% E
1458941.63	32265.53	32265.53	0	0	0	0	0	0	0	0	0	0	0	0	0	0		MACRS Re	MACRS Regular	MACRS	3 - Year Property
27609.36	9277.78	9277.78	0	0	0	0	0	0	0	0	0	0	0	0	0	0		MACRS Re	MACRS Regular	MACRS	3 - Year Pr JCA 50% E
27609.36	18555.56	18555.56	0	0	0	0	0	0	0	0	0	0	0	0	0	0		MACRS Re	MACRS Regular	MACRS	3 - Year Property
354509.69	168050.58	168050.58	0	0	0	0	0	0	0	0	0	0	0	0	0	0		MACRS Re	MACRS Regular	MACRS	7 - Year Pr JCA 50% E
354509.69	336101.17	336101.17	0	0	0	0	0	0	0	0	0	0	0	0	0	0		MACRS Re	MACRS Regular	MACRS	7 - Year Property
13429.28	6370.38	6370.38	0	0	0	0	0	0	0	0	0	0	0	0	0	0		MACRS Re	MACRS Regular	MACRS	7 - Year Pr JCA 50% E
13429.28	12740.76	12740.76	0	0	0	0	0	0	0	0	0	0	0	0	0	0		MACRS Re	MACRS Regular	MACRS	7 - Year Property
15271.54	7089.53	7089.53	0	0	0	0	0	0	0	0	0	0	0	0	0	0		MACRS Re	MACRS Regular	MACRS	7 - Year Pr JCA 50% E
15271.54	14179.07	14179.07	0	0	0	0	0	0	0	0	0	0	0	0	0	0	7-Year Property	MACRS Re	MACRS Regular	MACRS	7 - Year Property
447.76	212.08	212.08	0	0	0	0	0	0	0	0	0	0	0	0	0	0		MACRS Re	MACRS Regular	MACRS	7 - Year Pr JCA 50% E
447.76	424.16	424.16	0	0	0	0	0	0	0	0	0	0	0	0	0	0	7-Year Property	MACRS Re	MACRS Regular	MACRS	7 - Year Property
65432.8	30762.04	30762.04	0	3066.21	0	0	0	0	0	0	0	0	0	0	0	0		MACRS Re	MACRS Regular	MACRS	7 - Year Pr JCA 50% E
65432.8	61524.09	61524.09	0	6132.41	0	0	0	0	0	0	0	0	0	0	0	0		MACRS Re	MACRS Regular	MACRS	7 - Year Property
-4660	-4733	-935.4	0	0	0	0	0	0	0	0	0	0	0	0	0	0		MACRS Re	ADR Regular	MACRS	Non - Residential Real
5736.31	5520.72	1067.53	0	0	0	0	0	0	0	0	0	0	0	0	0	0		MACRS Re	MACRS Regular	MACRS	Non - Residential Real
36987.35	35131.65	6793.43	0	0	0	0	0	0	0	0	0	0	0	0	0	0		MACRS Re	MACRS Regular	MACRS	Non - Residential Real
480.82	455.54	87.12	0	0	0	0	0	0	0	0	0	0	0	0	0	0		MACRS Re	ADR Regular	MACRS	Non - Residential Real
5430.96	5146	973.09	0	0	0	0	0	0	0	0	0	0	0	0	0	0		MACRS Re	ADR Regular	MACRS	Non - Residential Real
5056.07	4823.56	901.83	0	0	0	0	0	0	0	0	0	0	0	0	0	0		MACRS Re	ADR Regular	MACRS	Non - Residential Real
26495.61	25340.57	4683.44	0	0	0	0	0	0	0	0	0	0	0	0	0	0		MACRS Re	ADR Regular	MACRS	Non - Residential Real
0	79.89	14.61	0	0	0	0	0	0	0	0	0	0	0	0	0	0		MACRS Re	ADR Regular	MACRS	Non - Residential Real
-28056.75	-26770	-4890.59	0	0	0	0	0	0	0	0	0	0	0	0	0	0		MACRS Re	ADR Regular	MACRS	Non - Residential Real
-11.81	-1.83	-0.35	0	0	0	0	0	0	0	0	0	0	0	0	0	0		MACRS Re	ADR Regular	MACRS	Non - Residential Real
22830.68	21594.85	4406.42	0	0	0	0	0	0	0	0	0	0	0	0	0	0		MACRS Re	ADR Regular	MACRS	Non - Residential Real
32787.49	31594.11	6311.85	0	0	0	0	0	0	0	0	0	0	0	0	0	0		MACRS Re	ADR Regular	MACRS	Non - Residential Real
2517.31	2395.26	463.14	0	0	0	0	0	0	0	0	0	0	0	0	0	0		MACRS Re	MACRS Regular	MACRS	Non - Residential Real
0	0	0	0	0	0	0	0	0	0	0	0	0	0	0	0	0		MACRS Re	MACRS Regular	MACRS	Non - Residential Real
28.33	26.84	5.14	0	0	0	0	0	0	0	0	0	0	0	0	0	0		MACRS Re	ADR Regular	MACRS	Non - Residential Real
10576.77	9901.5	1872.36	0	0	0	0	0	0	0	0	0	0	0	0	0	0		MACRS Re	ADR Regular	MACRS	Non - Residential Real
285.83	284.21	53.15	0	0	0	0	0	0	0	0	0	0	0	0	0	0		MACRS Re	ADR Regular	MACRS	Non - Residential Real
1561.14	1493.09	275.93	0	0	0	0	0	0	0	0	0	0	0	0	0	0		MACRS Re	ADR Regular	MACRS	Non - Residential Real

0	26.3	4.77	0	0	0	0	0	0	0	0	0	0	0	0	0	0		MACRS Re	ADR Regular	MACRS	Non - Residential Real
1345.2	1272.39	259.62	0	0	0	0	0	0	0	0	0	0	0	0	0	0		MACRS Re	ADR Regular	MACRS	Non - Residential Real
1931.86	1861.54	371.9	0	0	0	0	0	0	0	0	0	0	0	0	0	0		MACRS Re	ADR Regular	MACRS	Non - Residential Real
35455.26	19075.6	19075.6	0	0	0	0	0	0	0	0	0	0	0	0	0	0		MACRS Re	MACRS Regular	MACRS	5 - Year Pr JCA 50% E
35455.26	38151.19	38151.19	0	0	0	0	0	0	0	0	0	0	0	0	0	0		MACRS Re	MACRS Regular	MACRS	5 - Year Property
4283925.64	2300289.77	2300289.77	0	0	0	0	0	0	0	0	0	0	0	0	0	0		MACRS Re	MACRS Regular	MACRS	5 - Year Pr JCA 50% E
4283925.64	4600579.54	4600579.54	0	0	0	0	0	0	0	0	0	0	0	0	0	0		MACRS Re	MACRS Regular	MACRS	5 - Year Property
241923.48	129636.15	129636.15	0	0	0	0	0	0	0	0	0	0	0	0	0	0		MACRS Re	MACRS Regular	MACRS	5 - Year Pr JCA 50% E
241923.48	259272.3	259272.3	0	0	0	0	0	0	0	0	0	0	0	0	0	0		MACRS Re	MACRS Regular	MACRS	5 - Year Property
292463.78	156707.67	156707.67	0	0	0	0	0	0	0	0	0	0	0	0	0	0		MACRS Re	MACRS Regular	MACRS	5 - Year Pr JCA 50% E
292463.78	313415.33	313415.33	0	0	0	0	0	0	0	0	0	0	0	0	0	0		MACRS Re	MACRS Regular	MACRS	5 - Year Property
21595.64	11622.55	11622.55	0	0	0	0	0	0	0	0	0	0	0	0	0	0		MACRS Re	MACRS Regular	MACRS	5 - Year Pr JCA 50% E
21595.64	23245.09	23245.09	0	0	0	0	0	0	0	0	0	0	0	0	0	0		MACRS Re	MACRS Regular	MACRS	5 - Year Property
6247.21	3352.57	3352.57	0	0	0	0	0	0	0	0	0	0	0	0	0	0		MACRS Re	MACRS Regular	MACRS	5 - Year Pr JCA 50% E
6247.21	6705.12	6705.12	0	0	0	0	0	0	0	0	0	0	0	0	0	0		MACRS Re	MACRS Regular	MACRS	5 - Year Property
0	0	0	0	0	0	0	0	0	0	0	0	0	0	0	0	0		MACRS Re	MACRS Regular	MACRS	3 - Year Pr JCA 50% E
0	0	0	0	0	0	0	0	0	0	0	0	0	0	0	0	0		MACRS Re	MACRS Regular	MACRS	3 - Year Property
0	0	0	0	0	0	0	0	0	0	0	0	0	0	0	0	0		MACRS Re	MACRS Regular	MACRS	3 - Year Pr JCA 50% E
0	0	0	0	0	0	0	0	0	0	0	0	0	0	0	0	0		MACRS Re	MACRS Regular	MACRS	3 - Year Property
0	0	0	0	0	0	0	0	0	0	0	0	0	0	0	0	0		MACRS Re	MACRS Regular	MACRS	3 - Year Pr JCA 50% E
0	0	0	0	0	0	0	0	0	0	0	0	0	0	0	0	0		MACRS Re	MACRS Regular	MACRS	3 - Year Property
0	0	0	0	0	0	0	0	0	0	0	0	0	0	0	0	0		MACRS Re	MACRS Regular	MACRS	3 - Year Pr JCA 50% E
0	0	0	0	0	0	0	0	0	0	0	0	0	0	0	0	0		MACRS Re	MACRS Regular	MACRS	3 - Year Property
0	0	0	0	0	0	0	0	0	0	0	0	0	0	0	0	0		MACRS Re	MACRS Regular	MACRS	3 - Year Pr JCA 50% E
0	0	0	0	0	0	0	0	0	0	0	0	0	0	0	0	0		MACRS Re	MACRS Regular	MACRS	3 - Year Property
0	0	0	0	0	0	0	0	0	0	0	0	0	0	0	0	0		MACRS Re	MACRS Regular	MACRS	3 - Year Pr JCA 50% E
0	0	0	0	0	0	0	0	0	0	0	0	0	0	0	0	0		MACRS Re	MACRS Regular	MACRS	3 - Year Property
8954080.47	2398781.42	2398781.42	0	0	0	0	0	0	0	0	0	0	0	0	0	0		MACRS Re	MACRS Regular	MACRS	3 - Year Pr JCA 50% E
8954080.47	4797562.84	4797562.84	0	0	0	0	0	0	0	0	0	0	0	0	0	0		MACRS Re	MACRS Regular	MACRS	3 - Year Property
507721.99	79672.83	79672.83	0	0	0	0	0	0	0	0	0	0	0	0	0	0		MACRS Re	MACRS Regular	MACRS	3 - Year Pr JCA 50% E
507721.99	159345.67	159345.67	0	0	0	0	0	0	0	0	0	0	0	0	0	0		MACRS Re	MACRS Regular	MACRS	3 - Year Property
8094.72	1270.6	1270.6	0	0	0	0	0	0	0	0	0	0	0	0	0	0		MACRS Re	MACRS Regular	MACRS	3 - Year Pr JCA 50% E
8094.72	2541.2	2541.2	0	0	0	0	0	0	0	0	0	0	0	0	0	0		MACRS Re	MACRS Regular	MACRS	3 - Year Property
296470.58	159039.53	159039.53	0	0	0	0	0	0	0	0	0	0	0	0	0	0		MACRS Re	MACRS Regular	MACRS	3 - Year Pr JCA 50% E
296470.58	318079.06	318079.06	0	0	0	0	0	0	0	0	0	0	0	0	0	0		MACRS Re	MACRS Regular	MACRS	3 - Year Property
1071341.24	320426.23	320426.23	0	0	0	0	0	0	0	0	0	0	0	0	0	0		MACRS Re	MACRS Regular	MACRS	3 - Year Pr JCA 50% E
1071341.24	640852.47	640852.47	0	0	0	0	0	0	0	0	0	0	0	0	0	0		MACRS Re	MACRS Regular	MACRS	3 - Year Property
17255.34	9223.75	9223.75	0	0	0	0	0	0	0	0	0	0	0	0	0	0		MACRS Re	MACRS Regular	MACRS	3 - Year Pr JCA 50% E
17255.34	18447.5	18447.5	0	0	0	0	0	0	0	0	0	0	0	0	0	0		MACRS Re	MACRS Regular	MACRS	3 - Year Property
0	0	0	0	0	0	0	0	0	0	0	0	0	0	0	0	0		MACRS Re	MACRS Regular	MACRS	7 - Year Pr JCA 50% E
0	0	0	0	0	0	0	0	0	0	0	0	0	0	0	0	0		MACRS Re	MACRS Regular	MACRS	7 - Year Property
289640.56	138474.36	138474.36	0	57233.02	0	0	0	0	0	0	0	0	0	0	0	0		MACRS Re	MACRS Regular	MACRS	5 - Year Pr JCA 50% E
289640.56	276948.72	276948.72	0	114466	0	0	0	0	0	0	0	0	0	0	0	0		MACRS Re	MACRS Regular	MACRS	5 - Year Property
36744.28	17509.99	17509.99	0	7237.08	0	0	0	0	0	0	0	0	0	0	0	0		MACRS Re	MACRS Regular	MACRS	5 - Year Pr JCA 50% E
36744.28	35019.99	35019.99	0	14474.15	0	0	0	0	0	0	0	0	0	0	0	0		MACRS Re	MACRS Regular	MACRS	5 - Year Property
6228.48	2989.3	2989.3	0	1235.51	0	0	0	0	0	0	0	0	0	0	0	0		MACRS Re	MACRS Regular	MACRS	5 - Year Pr JCA 50% E
6228.48	5978.6	5978.6	0	2471.01	0	0	0	0	0	0	0	0	0	0	0	0		MACRS Re	MACRS Regular	MACRS	5 - Year Property
2623575.66	314890.72	314890.72	0	0	0	0	0	0	0	0	0	0	0	0	0	0		MACRS Re	MACRS Regular	MACRS	3 - Year Pr JCA 50% E
2623575.66	629781.44	629781.44	0	0	0	0	0	0	0	0	0	0	0	0	0	0		MACRS Re	MACRS Regular	MACRS	3 - Year Property
72861.16	14986.27	14986.27	0	0	0	0	0	0	0	0	0	0	0	0	0	0		MACRS Re	MACRS Regular	MACRS	3 - Year Pr JCA 50% E
72861.16	29972.54	29972.54	0	0	0	0	0	0	0	0	0	0	0	0	0	0		MACRS Re	MACRS Regular	MACRS	3 - Year Property
1315.67	622.57	622.57	0	0	0	0	0	0	0	0	0	0	0	0	0	0		MACRS Re	MACRS Regular	MACRS	3 - Year Pr JCA 50% E
1315.67	1245.14	1245.14	0	0	0	0	0	0	0	0	0	0	0	0	0	0		MACRS Re	MACRS Regular	MACRS	3 - Year Property
225826.48	107278.87	107278.87	0	0	0	0	0	0	0	0	0	0	0	0	0	0		MACRS Re	MACRS Regular	MACRS	3 - Year Pr JCA 50% E
225826.48	214557.73	214557.73	0	0	0	0	0	0	0	0	0	0	0	0	0	0		MACRS Re	MACRS Regular	MACRS	3 - Year Property
18637.1	8900.55	8503.59	0	0	0	0	0	0	0	0	0	0	0	0	0	0		MACRS Re	MACRS Regular	MACRS	7 - Year Pr JCA 50% E
18637.1	17801.1	17007.18	0	0	0	0	0	0	0	0	0	0	0	0	0	0		MACRS Re	MACRS Regular	MACRS	7 - Year Property
139206.37	66762.09	63784.5	0	0	0	0	0	0	0	0	0	0	0	0	0	0		MACRS Re	MACRS Regular	MACRS	7 - Year Pr JCA 50% E
139206.37	133524.19	127569.01	0	0	0	0	0	0	0	0	0	0	0	0	0	0		MACRS Re	MACRS Regular	MACRS	7 - Year Property
83321.76	39935.68	38154.56	0	0	0	0	0	0	0	0	0	0	0	0	0	0		MACRS Re	MACRS Regular	MACRS	7 - Year Pr JCA 50% E
83321.76	79871.35	76309.08	0	0	0	0	0	0	0	0	0	0	0	0	0	0		MACRS Re	MACRS Regular	MACRS	7 - Year Property
18045.51	42767.04	40859.63	0	0	0	0	0	0	0	0	0	0	0	0	0	0		MACRS Re	MACRS Regular	MACRS	7 - Year Pr JCA 50% E
18045.51	85534.06	81719.24	0	0	0	0	0	0	0	0	0	0	0	0	0	0		MACRS Re	MACRS Regular	MACRS	7 - Year Property
3583.84	0	0	0	0	0	0	0	0	0	0	0	0	0	0	0	0	5-Year Property	MACRS Re	MACRS Regular	MACRS	5 - Year Property
3583.84	0	0	0	0	0	0	0	0	0	0	0	0	0	0	0	0	5-Year Property	MACRS Re	MACRS Regular	MACRS	5 - Year Property
0	3741852	3574965.38	0	0	0	0	0	0	0	0	0	0	0	0	0	0		MACRS Re	MACRS Regular	MACRS	7 - Year Property
0	3741852	3512700.97	0	0	0	0	0	0	0	0	0	0	0	0	0	0	AMT - ALL Property	MACRS Re	MACRS Regular	MACRS	7 - Year Property
8479.35	9285.88	1597.17	0	0	0	0	0	0	0	0	0	0	0	0	0	0		MACRS Re	ADR Regular	MACRS	Non - Residential Real
244.25	260.67	44.26	0	0	0	0	0	0	0	0	0	0	0	0	0	0		MACRS Re	ADR Regular	MACRS	Non - Residential Real
125.84	17	2.87	0	0	0	0	0	0	0	0	0	0	0	0	0	0		MACRS Re	MACRS Regular	MACRS	Non - Residential Real
11.15	-41.38	-6.86	0	0	0	0	0	0	0	0	0	0	0	0	0	0		MACRS Re	ADR Regular	MACRS	Non - Residential Real
53934.18	56812.12	9164.91	0	0	0	0	0	0	0	0	0	0	0	0	0	0		MACRS Re	ADR Regular	MACRS	Non - Residential Real
0	1667.53	261.91	0	0	0	0	0	0	0	0	0	0	0	0	0	0		MACRS Re	ADR Regular	MACRS	Non - Residential Real
455180.34	487544.82	86982.87	0	0	0	0	0	0	0	0	0	0	0	0	0	0		MACRS Re	ADR Regular	MACRS	Non - Residential Real
5252.13	5614.37	989.69	0	0	0	0	0	0	0	0	0	0	0	0	0	0		MACRS Re	ADR Regular	MACRS	Non - Residential Real
26.66	2.83	0.49	0	0	0	0	0	0	0	0	0	0	0	0	0	0		MACRS Re	ADR Regular	MACRS	Non - Residential Real
265815.85	285735.31	49757.93	0	0	0	0	0	0	0	0	0	0	0	0	0	0		MACRS Re	ADR Regular	MACRS	Non - Residential Real
0.88	0	0	0	0	0	0	0	0	0	0	0	0	0	0	0	0	5-Year Property	MACRS Re	MACRS Regular	MACRS	5 - Year Property
0.88	0	0	0	0	0	0	0	0	0	0	0	0	0	0	0	0	5-Year Property	MACRS Re	MACRS Regular	MACRS	5 - Year Property
97945.1	97700.62	16804.49	0	0	0	0	0	0	0	0	0	0	0	0	0	0		MACRS Re	ADR Regular	MACRS	Non - Residential Real
993.71	991.68	168.47	0	0	0	0	0	0	0	0	0	0	0	0	0	0		MACRS Re	ADR Regular	MACRS	Non - Residential Real
4773.58	4753.16	797.25	0	0	0	0	0	0	0	0	0	0	0	0	0	0		MACRS Re	MACRS Regular	MACRS	Non - Residential Real
492930.56	491453.75	81379.81	0	0	0	0	0	0	0	0	0	0	0	0	0	0		MACRS Re	ADR Regular	MACRS	Non - Residential Real
5770.06	5753.06	940.4	0	0	0	0	0	0	0	0	0	0	0	0	0	0		MACRS Re	ADR Regular	MACRS	Non - Residential Real
3177.83	3347.4	540.02	0	0	0	0	0	0	0	0	0	0	0	0	0	0		MACRS Re	ADR Regular	MACRS	Non - Residential Real
48337.35	46985.97	7278.59	0	0	0	0	0	0	0	0	0	0	0	0	0	0		MACRS Re	ADR Regular	MACRS	Non - Residential Real
26819.47	28726.4	5125.06	0	0	0	0	0	0	0	0	0	0	0	0	0	0		MACRS Re	ADR Regular	MACRS	Non - Residential Real
309.47	330.81	58.31	0	0	0	0	0	0	0	0	0	0	0	0	0	0		MACRS Re	ADR Regular	MACRS	Non - Residential Real
15663.58	16835.84	2931.78	0	0	0	0	0	0	0	0	0	0	0	0	0	0		MACRS Re	ADR Regular	MACRS	Non - Residential Real
0	0	0	0	0	0	0	0	0	0	0	0	0	0	0	0	0		MACRS Re	ADR Regular	MACRS	Non - Residential Real
107700.74	0	0	0	0	0	0	0	0	0	0	0	0	0	0	0	0		MACRS Re	MACRS Regular	MACRS	5 - Year Pr JCA 100%
107700.74	101571.92	101571.92	0	0	0	0	0	0	0	0	0	0	0	0	0	0	5-Year Property	MACRS Re	MACRS Regular	MACRS	5 - Year Property

1082219.35	0	0	0	0	0	0	0	0	0	0	0	0	0	0	0	0	3-Year Property	MACRS Re	MACRS Regular	MACRS	3 - Year Pr JCA 100%
1082219.35	393517.79	393517.79	0	0	0	0	0	0	0	0	0	0	0	0	0	0	3-Year Property	MACRS Re	MACRS Regular	MACRS	3 - Year Property
7295.62	0	0	0	0	0	0	0	0	0	0	0	0	0	0	0	0	5-Year Property	MACRS Re	MACRS Regular	MACRS	5 - Year Pr JCA 100%
7295.62	7070.01	7070.01	0	0	0	0	0	0	0	0	0	0	0	0	0	0	5-Year Property	MACRS Re	MACRS Regular	MACRS	5 - Year Property
49512.98	0	0	0	0	0	0	0	0	0	0	0	0	0	0	0	0	7-Year Property	MACRS Re	MACRS Regular	MACRS	7 - Year Pr JCA 100%
49512.98	47479.7	41122.16	0	0	0	0	0	0	0	0	0	0	0	0	0	0	7-Year Property	MACRS Re	MACRS Regular	MACRS	7 - Year Property
-2818.83	0	0	0	0	0	0	0	0	0	0	0	0	0	0	0	0	5-Year Property	MACRS Re	MACRS Regular	MACRS	5 - Year Pr JCA 100%
-2818.83	-2818.83	-2818.83	0	0	0	0	0	0	0	0	0	0	0	0	0	0	5-Year Property	MACRS Re	MACRS Regular	MACRS	5 - Year Property
676335.32	0	0	0	0	0	0	0	0	0	0	0	0	0	0	0	0	5-Year Property	MACRS Re	MACRS Regular	MACRS	5 - Year Pr JCA 100%
676335.32	636637.27	636637.27	0	3218.64	0	0	0	0	0	0	0	0	0	0	0	0	5-Year Property	MACRS Re	MACRS Regular	MACRS	5 - Year Property
295153.87	0	0	0	0	0	0	0	0	0	0	0	0	0	0	0	0	3-Year Property	MACRS Re	MACRS Regular	MACRS	3 - Year Pr JCA 100%
295153.87	90914.63	90914.63	0	0	0	0	0	0	0	0	0	0	0	0	0	0	3-Year Property	MACRS Re	MACRS Regular	MACRS	3 - Year Property
112681.38	0	0	0	0	0	0	0	0	0	0	0	0	0	0	0	0	7-Year Property	MACRS Re	MACRS Regular	MACRS	7 - Year Pr JCA 100%
112681.38	107935.14	93482.62	0	0	0	0	0	0	0	0	0	0	0	0	0	0	7-Year Property	MACRS Re	MACRS Regular	MACRS	7 - Year Property
53252.25	0	0	0	0	0	0	0	0	0	0	0	0	0	0	0	0	7-Year Property	MACRS Re	MACRS Regular	MACRS	7 - Year Pr JCA 100%
53252.25	51137.39	44290.1	0	7472.9	0	0	0	0	0	0	0	0	0	0	0	0	7-Year Property	MACRS Re	MACRS Regular	MACRS	7 - Year Property
3927096.44	1852292.68	1852292.68	0	0	0	0	0	0	0	0	0	0	0	0	0	0	5-Year Property	MACRS Re	MACRS Regular	MACRS	5 - Year Pr JCA 50% E
3927096.44	3704585.35	3704585.35	0	0	0	0	0	0	0	0	0	0	0	0	0	0	5-Year Property	MACRS Re	MACRS Regular	MACRS	5 - Year Property
7816178.54	1394396.51	1394396.51	0	0	0	0	0	0	0	0	0	0	0	0	0	0	3-Year Property	MACRS Re	MACRS Regular	MACRS	3 - Year Pr JCA 50% E
7816178.54	2788793.01	2788793.01	0	0	0	0	0	0	0	0	0	0	0	0	0	0	3-Year Property	MACRS Re	MACRS Regular	MACRS	3 - Year Property
29838.63	14377.39	12452.26	0	0	0	0	0	0	0	0	0	0	0	0	0	0	7-Year Property	MACRS Re	MACRS Regular	MACRS	7 - Year Pr JCA 50% E
29838.63	28754.77	24904.51	0	0	0	0	0	0	0	0	0	0	0	0	0	0	7-Year Property	MACRS Re	MACRS Regular	MACRS	7 - Year Property
191591.45	92048.63	79723.32	0	0	0	0	0	0	0	0	0	0	0	0	0	0	7-Year Property	MACRS Re	MACRS Regular	MACRS	7 - Year Pr JCA 50% E
191591.45	184097.25	159446.62	0	0	0	0	0	0	0	0	0	0	0	0	0	0	7-Year Property	MACRS Re	MACRS Regular	MACRS	7 - Year Property
528634.98	252329.47	252329.47	0	1275.7	0	0	0	0	0	0	0	0	0	0	0	0	5-Year Property	MACRS Re	MACRS Regular	MACRS	5 - Year Pr JCA 50% E
528634.98	504658.95	504658.95	0	2551.4	0	0	0	0	0	0	0	0	0	0	0	0	5-Year Property	MACRS Re	MACRS Regular	MACRS	5 - Year Property
1765081.18	260672.49	260672.49	0	0	0	0	0	0	0	0	0	0	0	0	0	0	3-Year Property	MACRS Re	MACRS Regular	MACRS	3 - Year Pr JCA 50% E
1765081.18	521344.98	521344.98	0	0	0	0	0	0	0	0	0	0	0	0	0	0	3-Year Property	MACRS Re	MACRS Regular	MACRS	3 - Year Property
24288.75	11703.24	10136.18	0	0	0	0	0	0	0	0	0	0	0	0	0	0	7-Year Property	MACRS Re	MACRS Regular	MACRS	7 - Year Pr JCA 50% E
24288.75	23406.48	20272.35	0	0	0	0	0	0	0	0	0	0	0	0	0	0	7-Year Property	MACRS Re	MACRS Regular	MACRS	7 - Year Property
87111.72	41691.17	36108.72	0	0	0	0	0	0	0	0	0	0	0	0	0	0	7-Year Property	MACRS Re	MACRS Regular	MACRS	7 - Year Pr JCA 50% E
87111.72	83382.34	72217.43	0	0	0	0	0	0	0	0	0	0	0	0	0	0	7-Year Property	MACRS Re	MACRS Regular	MACRS	7 - Year Property
1363.02	1284.77	179.8	0	0	0	0	0	0	0	0	0	0	0	0	0	0	Non-Residential Real I	MACRS Re	ADR Regular	MACRS	Non - Residential Real
23315.09	22098.74	2998.36	0	0	0	0	0	0	0	0	0	0	0	0	0	0		MACRS Re	ADR Regular	MACRS	Non - Residential Real
0	9.83	1.28	0	0	0	0	0	0	0	0	0	0	0	0	0	0	Non-Residential Real I	MACRS Re	ADR Regular	MACRS	Non - Residential Real
92760.62	89127.31	11521.46	0	0	0	0	0	0	0	0	0	0	0	0	0	0	Non-Residential Real I	MACRS Re	ADR Regular	MACRS	Non - Residential Real
-679.96	-679.96	0	0	0	0	0	0	0	0	0	0	0	0	0	0	0	16a. Class Life	MACRS Re	MACRS Regular	MACRS	Class Life
3.24	3.05	0.43	0	0	0	0	0	0	0	0	0	0	0	0	0	0	Non-Residential Real I	MACRS Re	ADR Regular	MACRS	Non - Residential Real
55.34	52.45	7.1	0	0	0	0	0	0	0	0	0	0	0	0	0	0		MACRS Re	ADR Regular	MACRS	Non - Residential Real
9335.41	9326.79	1205.68	0	0	0	0	0	0	0	0	0	0	0	0	0	0	Non-Residential Real I	MACRS Re	ADR Regular	MACRS	Non - Residential Real
56.58	53.34	7.48	0	0	0	0	0	0	0	0	0	0	0	0	0	0	Non-Residential Real I	MACRS Re	ADR Regular	MACRS	Non - Residential Real
967.89	917.4	124.47	0	0	0	0	0	0	0	0	0	0	0	0	0	0		MACRS Re	ADR Regular	MACRS	Non - Residential Real
163283.9	163133.07	21088.21	0	0	0	0	0	0	0	0	0	0	0	0	0	0	Non-Residential Real I	MACRS Re	ADR Regular	MACRS	Non - Residential Real
-22940.12	-22940.12	-3504.54	0	0	0	0	0	0	0	0	0	0	0	0	0	0	Non-Residential Real I	MACRS Re	ADR Regular	MACRS	Non - Residential Real
6335.12	6100.07	5748.7	0	0	0	0	0	0	0	0	0	0	0	0	0	0	5-Year Property	MACRS Re	MACRS Regular	MACRS	5 - Year Property
4648527.76	4450667.84	4194309.39	0	0	0	0	0	0	0	0	0	0	0	0	0	0	5-Year Property	MACRS Re	MACRS Regular	MACRS	5 - Year Property
20372.06	5875.33	5875.33	0	0	0	0	0	0	5875.33	0	0	0	0	0	0	0	3-Year Property	MACRS Re	MACRS Regular	MACRS	3 - Year Property
15376531.44	4434610.79	4434610.79	0	0	0	0	0	0	-5875.33	0	0	0	0	0	0	0	3-Year Property	MACRS Re	MACRS Regular	MACRS	3 - Year Property
253497.75	242963.1	188758.03	0	0	0	0	0	0	0	0	0	0	0	0	0	0	7-Year Property	MACRS Re	MACRS Regular	MACRS	7 - Year Property
50035.65	53273.39	6431.16	0	0	0	0	0	0	0	0	0	0	0	0	0	0	Non-Residential Real I	MACRS Re	ADR Regular	MACRS	Non - Residential Real
20490.67	21718.28	2482.63	0	0	0	0	0	0	0	0	0	0	0	0	0	0	Non-Residential Real I	MACRS Re	ADR Regular	MACRS	Non - Residential Real
10480.52	11108.42	1246.14	0	0	0	0	0	0	0	0	0	0	0	0	0	0	Non-Residential Real I	MACRS Re	ADR Regular	MACRS	Non - Residential Real
3751.35	3976.1	437.54	0	0	0	0	0	0	0	0	0	0	0	0	0	0	Non-Residential Real I	MACRS Re	ADR Regular	MACRS	Non - Residential Real
193577.53	205174.87	22138.35	0	0	0	0	0	0	0	0	0	0	0	0	0	0	Non-Residential Real I	MACRS Re	ADR Regular	MACRS	Non - Residential Real
0	1436.69	151.97	0	0	0	0	0	0	0	0	0	0	0	0	0	0	Non-Residential Real I	MACRS Re	ADR Regular	MACRS	Non - Residential Real
-69.76	-78.87	-8.16	0	0	0	0	0	0	0	0	0	0	0	0	0	0	Non-Residential Real I	MACRS Re	ADR Regular	MACRS	Non - Residential Real
6.21	6.21	5.86	0	0	0	0	0	0	0	0	0	0	0	0	0	0	5-Year Property	MACRS Re	MACRS Regular	MACRS	5 - Year Property
484.76	121.06	121.06	0	0	0	0	0	0	0	0	0	0	0	0	0	0	3-Year Property	MACRS Re	MACRS Regular	MACRS	3 - Year Property
6161.74	5933.13	5591.38	0	3702.22	0	0	0	0	0	0	0	0	0	0	0	0	5-Year Property	MACRS Re	MACRS Regular	MACRS	5 - Year Property
599285.06	571557.69	538635.98	0	0	0	0	0	0	0	0	0	0	0	0	0	0	5-Year Property	MACRS Re	MACRS Regular	MACRS	5 - Year Property
4966838.75	1492016.72	1492016.72	0	0	0	0	0	0	0	0	0	0	0	0	0	0	3-Year Property	MACRS Re	MACRS Regular	MACRS	3 - Year Property
0	0	0	0	0	0	0	0	0	0	0	0	0	0	0	0	0	16a. Class Life	MACRS Re	MACRS Regular	MACRS	Class Life
18603.37	17942.62	13939.62	0	0	0	0	0	0	0	0	0	0	0	0	0	0	7-Year Property	MACRS Re	MACRS Regular	MACRS	7 - Year Property
235976.57	227139.28	176464.51	0	0	0	0	0	0	0	0	0	0	0	0	0	0	7-Year Property	MACRS Re	MACRS Regular	MACRS	7 - Year Property
1346.84	1303.68	149.03	0	0	0	0	0	0	0	0	0	0	0	0	0	0	Non-Residential Real I	MACRS Re	ADR Regular	MACRS	Non - Residential Real
899.08	870.27	95.75	0	0	0	0	0	0	0	0	0	0	0	0	0	0	Non-Residential Real I	MACRS Re	ADR Regular	MACRS	Non - Residential Real
632.82	612.54	66.11	0	0	0	0	0	0	0	0	0	0	0	0	0	0	Non-Residential Real I	MACRS Re	ADR Regular	MACRS	Non - Residential Real
1684.75	1630.76	207.31	0	0	0	0	0	0	0	0	0	0	0	0	0	0	Non-Residential Real I	MACRS Re	ADR Regular	MACRS	Non - Residential Real
1672.09	1618.51	198.85	0	0	0	0	0	0	0	0	0	0	0	0	0	0	Non-Residential Real I	MACRS Re	ADR Regular	MACRS	Non - Residential Real
23557.25	22802.33	2606.54	0	0	0	0	0	0	0	0	0	0	0	0	0	0	Non-Residential Real I	MACRS Re	ADR Regular	MACRS	Non - Residential Real
15725.64	15221.69	1674.99	0	0	0	0	0	0	0	0	0	0	0	0	0	0	Non-Residential Real I	MACRS Re	ADR Regular	MACRS	Non - Residential Real
11068.54	10713.84	1156.01	0	0	0	0	0	0	0	0	0	0	0	0	0	0	Non-Residential Real I	MACRS Re	ADR Regular	MACRS	Non - Residential Real
0	474.87	50.24	0	0	0	0	0	0	0	0	0	0	0	0	0	0	Non-Residential Real I	MACRS Re	ADR Regular	MACRS	Non - Residential Real
-83.82	-87.07	-9.01	0	0	0	0	0	0	0	0	0	0	0	0	0	0	Non-Residential Real I	MACRS Re	ADR Regular	MACRS	Non - Residential Real
29467.71	28523.38	3626.18	0	0	0	0	0	0	0	0	0	0	0	0	0	0	Non-Residential Real I	MACRS Re	ADR Regular	MACRS	Non - Residential Real
29246.28	28309.04	3478.04	0	0	0	0	0	0	0	0	0	0	0	0	0	0	Non-Residential Real I	MACRS Re	ADR Regular	MACRS	Non - Residential Real
64324.71	62015.66	48179.98	0	0	0	0	0	0	0	0	0	0	0	0	0	0	7-Year Property	MACRS Re	MACRS Regular	MACRS	7 - Year Property
-11.57	-11.57	-11.57	0	0	0	0	0	0	0	0	0	0	0	0	0	0	3-Year Property	MACRS Re	MACRS Regular	MACRS	3 - Year Property
7841334.58	7558607.12	6252479.81	0	0	0	0	0	0	0	0	0	0	0	0	0	0	5-Year Property	MACRS Re	MACRS Regular	MACRS	5 - Year Property
9682217.89	6381350.54	6381350.54	0	0	0	0	0	0	-4603.82	0	0	0	0	0	0	0	3-Year Property	MACRS Re	MACRS Regular	MACRS	3 - Year Property
170761.84	163050.02	15155.49	0	0	0	0	0	0	0	0	0	0	0	0	0	0	Non-Residential Real I	MACRS Re	ADR Regular	MACRS	Non - Residential Real
-775.87	-740.83	-67.26	0	0	0	0	0	0	0	0	0	0	0	0	0	0	Non-Residential Real I	MACRS Re	ADR Regular	MACRS	Non - Residential Real
139651.81	133344.96	11539.66	0	0	0	0	0	0	0	0	0	0	0	0	0	0	Non-Residential Real I	MACRS Re	ADR Regular	MACRS	Non - Residential Real
530601.36	506638.72	42760.32	0	0	0	0	0	0	0	0	0	0	0	0	0	0	Non-Residential Real I	MACRS Re	ADR Regular	MACRS	Non - Residential Real
1993061.31	1903052.12	152491.58	0	0	0	0	0	0	0	0	0	0	0	0	0	0	Non-Residential Real I	MACRS Re	ADR Regular	MACRS	Non - Residential Real
-1205.62	-1151.17	-89.79	0	0	0	0	0	0	0	0	0	0	0	0	0	0	Non-Residential Real I	MACRS Re	ADR Regular	MACRS	Non - Residential Real
666573.92	639917.14	196774.53	0	0	0	0	0	0	0	0	0	0	0	0	0	0	15-Year Property	ADR Regul	ADR Regular	MACRS	15 - Year Property
23894.94	15748.66	15748.66	0	0	0	0	0	0	0	0	0	0	0	0	0	0	3-Year Property	MACRS Re	MACRS Regular	MACRS	3 - Year Property
66173.35	62896.34	43247.53	0	7681.76	0	0	0	0	0	0	0	0	0	0	0	0	7-Year Property	MACRS Re	MACRS Regular	MACRS	7 - Year Property
304577.32	291870.06	241434.91	0	0	0	0	0	0	0	0	0	0	0	0	0	0	5-Year Property	MACRS Re	MACRS Regular	MACRS	5 - Year Property
24.29	24.29	20.09	0	0	0	0	0	0	0	0	0	0	0	0	0	0	5-Year Property	MACRS Re	MACRS Regular	MACRS	5 - Year Property
-466.66	-439.19	-439.19	0	0	0	0	0	0	0	0	0	0	0	0	0	0	3-Year Property	MACRS Re	MACRS Regular	MACRS	3 - Year Property

2120214.65	106786.15	106786.15	0	0	0	0	0	0	0	0	0	0	0	0	0	0	3-Year Property	MACRS Re	MACRS Regular	MACRS	3 - Year Property
20063.13	19259.86	15931.76	0	0	0	0	0	0	0	0	0	0	0	0	0	0	5-Year Property	MACRS Re	MACRS Regular	MACRS	5 - Year Property
6335.12	6074.02	5024.43	0	0	0	0	0	0	0	0	0	0	0	0	0	0	5-Year Property	MACRS Re	MACRS Regular	MACRS	5 - Year Property
158226.85	152225.49	125920.93	0	0	0	0	0	0	0	0	0	0	0	0	0	0	5-Year Property	MACRS Re	MACRS Regular	MACRS	5 - Year Property
2247683.59	123024.5	123024.5	0	0	0	0	0	0	4603.82	0	0	0	0	0	0	0	3-Year Property	MACRS Re	MACRS Regular	MACRS	3 - Year Property
24288.75	23265.12	15997.1	0	0	0	0	0	0	0	0	0	0	0	0	0	0	7-Year Property	MACRS Re	MACRS Regular	MACRS	7 - Year Property
71140.85	68057.86	46796.59	0	0	0	0	0	0	0	0	0	0	0	0	0	0	7-Year Property	MACRS Re	MACRS Regular	MACRS	7 - Year Property
36209.86	34746.84	23891.92	0	0	0	0	0	0	0	0	0	0	0	0	0	0	7-Year Property	MACRS Re	MACRS Regular	MACRS	7 - Year Property
6873.36	6577.46	625.4	0	0	0	0	0	0	0	0	0	0	0	0	0	0	Non-Residential Real I	MACRS Re	ADR Regular	MACRS	Non - Residential Real
413.5	395.7	36.79	0	0	0	0	0	0	0	0	0	0	0	0	0	0	Non-Residential Real I	MACRS Re	ADR Regular	MACRS	Non - Residential Real
223.08	213.48	19.38	0	0	0	0	0	0	0	0	0	0	0	0	0	0	Non-Residential Real I	MACRS Re	ADR Regular	MACRS	Non - Residential Real
650.9	622.88	55.23	0	0	0	0	0	0	0	0	0	0	0	0	0	0	Non-Residential Real I	MACRS Re	ADR Regular	MACRS	Non - Residential Real
434.12	415.43	34.17	0	0	0	0	0	0	0	0	0	0	0	0	0	0	Non-Residential Real I	MACRS Re	ADR Regular	MACRS	Non - Residential Real
9629.55	9215	738.39	0	0	0	0	0	0	0	0	0	0	0	0	0	0	Non-Residential Real I	MACRS Re	ADR Regular	MACRS	Non - Residential Real
4123.65	3946.13	307.76	0	0	0	0	0	0	0	0	0	0	0	0	0	0	Non-Residential Real I	MACRS Re	ADR Regular	MACRS	Non - Residential Real
120220.66	115045.17	10938.5	0	0	0	0	0	0	0	0	0	0	0	0	0	0	Non-Residential Real I	MACRS Re	ADR Regular	MACRS	Non - Residential Real
7232.54	6921.18	643.33	0	0	0	0	0	0	0	0	0	0	0	0	0	0	Non-Residential Real I	MACRS Re	ADR Regular	MACRS	Non - Residential Real
3901.94	3733.96	339.08	0	0	0	0	0	0	0	0	0	0	0	0	0	0	Non-Residential Real I	MACRS Re	ADR Regular	MACRS	Non - Residential Real
11384.7	10894.58	966.03	0	0	0	0	0	0	0	0	0	0	0	0	0	0	Non-Residential Real I	MACRS Re	ADR Regular	MACRS	Non - Residential Real
0	0	0	0	0	0	0	0	0	0	0	0	0	0	0	0	0	Non-Residential Real I	MACRS Re	ADR Regular	MACRS	Non - Residential Real
7593.11	7266.22	597.73	0	0	0	0	0	0	0	0	0	0	0	0	0	0	Non-Residential Real I	MACRS Re	ADR Regular	MACRS	Non - Residential Real
168428.72	161177.88	12915.18	0	0	0	0	0	0	0	0	0	0	0	0	0	0	Non-Residential Real I	MACRS Re	ADR Regular	MACRS	Non - Residential Real
72126.06	69021.04	5382.95	0	0	0	0	0	0	0	0	0	0	0	0	0	0	Non-Residential Real I	MACRS Re	ADR Regular	MACRS	Non - Residential Real
11456.09	11400.31	7838.85	0	0	0	0	0	0	0	0	0	0	0	0	0	0	7-Year Property	MACRS Re	MACRS Regular	MACRS	7 - Year Property
38.12	38.12	31.53	0	0	0	0	0	0	0	0	0	0	0	0	0	0	5-Year Property	MACRS Re	MACRS Regular	MACRS	5 - Year Property
581.22	581.22	581.22	0	0	0	0	0	0	0	0	0	0	0	0	0	0	3-Year Property	MACRS Re	MACRS Regular	MACRS	3 - Year Property
145854.51	139376.7	99236.21	0	0	0	0	0	0	0	0	0	0	0	0	0	0	5-Year Property	MACRS Re	MACRS Regular	MACRS	5 - Year Property
7767476.68	7452659.72	5306293.72	0	0	0	0	0	0	0	0	0	0	0	0	0	0	5-Year Property	MACRS Re	MACRS Regular	MACRS	5 - Year Property
14048096.19	8423882.9	7019621.62	0	0	0	0	0	0	-6077.4	0	0	0	0	0	0	0	3-Year Property	MACRS Re	MACRS Regular	MACRS	3 - Year Property
397132.29	379316.95	213441.64	0	0	0	0	0	0	0	0	0	0	0	0	0	0	7-Year Property	MACRS Re	MACRS Regular	MACRS	7 - Year Property
22432.32	21525.26	1494.72	0	0	0	0	0	0	0	0	0	0	0	0	0	0	Non-Residential Real I	MACRS Re	ADR Regular	MACRS	Non - Residential Real
46.75	44.86	2.92	0	0	0	0	0	0	0	0	0	0	0	0	0	0	Non-Residential Real I	MACRS Re	ADR Regular	MACRS	Non - Residential Real
9490.56	9106.81	535.12	0	0	0	0	0	0	0	0	0	0	0	0	0	0	Non-Residential Real I	MACRS Re	ADR Regular	MACRS	Non - Residential Real
0	0	0	0	0	0	0	0	0	0	0	0	0	0	0	0	0	Non-Residential Real I	MACRS Re	ADR Regular	MACRS	Non - Residential Real
1612697	1547486.81	117376.87	0	0	0	0	0	0	0	0	0	0	0	0	0	0	Non-Residential Real I	MACRS Re	ADR Regular	MACRS	Non - Residential Real
22918.55	21911.9	5050.7	0	0	0	0	0	0	0	0	0	0	0	0	0	0	15-Year Property	ADR Regul	ADR Regular	MACRS	15 - Year Property
1816.87	1723.97	970.08	0	0	0	0	0	0	0	0	0	0	0	0	0	0	7-Year Property	MACRS Re	MACRS Regular	MACRS	7 - Year Property
3694.62	3542.93	2522.57	0	0	0	0	0	0	0	0	0	0	0	0	0	0	5-Year Property	MACRS Re	MACRS Regular	MACRS	5 - Year Property
-499.04	-499.04	-355.32	0	0	0	0	0	0	0	0	0	0	0	0	0	0	5-Year Property	MACRS Re	MACRS Regular	MACRS	5 - Year Property
-8226.93	-8226.93	-6855.51	0	0	0	0	0	0	0	0	0	0	0	0	0	0	3-Year Property	MACRS Re	MACRS Regular	MACRS	3 - Year Property
1732354.77	-91833.79	-76525.09	0	0	0	0	0	0	0	0	0	0	0	0	0	0	3-Year Property	MACRS Re	MACRS Regular	MACRS	3 - Year Property
18050.58	17271.73	12297.47	0	0	0	0	0	0	0	0	0	0	0	0	0	0	5-Year Property	MACRS Re	MACRS Regular	MACRS	5 - Year Property
488524.05	466795.4	332358.33	0	0	0	0	0	0	0	0	0	0	0	0	0	0	5-Year Property	MACRS Re	MACRS Regular	MACRS	5 - Year Property
876891.9	155551.25	129620.85	0	0	0	0	0	0	6077.4	0	0	0	0	0	0	0	3-Year Property	MACRS Re	MACRS Regular	MACRS	3 - Year Property
42252.03	40418.91	22743.72	0	0	0	0	0	0	0	0	0	0	0	0	0	0	7-Year Property	MACRS Re	MACRS Regular	MACRS	7 - Year Property
9426.6	9022.5	568.69	0	0	0	0	0	0	0	0	0	0	0	0	0	0	Non-Residential Real I	MACRS Re	ADR Regular	MACRS	Non - Residential Real
124683.99	119339.03	7267.74	0	0	0	0	0	0	0	0	0	0	0	0	0	0	Non-Residential Real I	MACRS Re	ADR Regular	MACRS	Non - Residential Real
27483.16	26305.01	1545.68	0	0	0	0	0	0	0	0	0	0	0	0	0	0	Non-Residential Real I	MACRS Re	ADR Regular	MACRS	Non - Residential Real
52867.42	50601.1	2757.25	0	0	0	0	0	0	0	0	0	0	0	0	0	0	Non-Residential Real I	MACRS Re	ADR Regular	MACRS	Non - Residential Real
137325.16	131438.3	6880.8	0	0	0	0	0	0	0	0	0	0	0	0	0	0	Non-Residential Real I	MACRS Re	ADR Regular	MACRS	Non - Residential Real
44184.04	42289.96	3207.68	0	0	0	0	0	0	0	0	0	0	0	0	0	0	Non-Residential Real I	MACRS Re	ADR Regular	MACRS	Non - Residential Real
299.95	287.1	20.55	0	0	0	0	0	0	0	0	0	0	0	0	0	0	Non-Residential Real I	MACRS Re	ADR Regular	MACRS	Non - Residential Real
6807.78	6518.32	3667.86	0	0	0	0	0	0	0	0	0	0	0	0	0	0	7-Year Property	MACRS Re	MACRS Regular	MACRS	7 - Year Property
67.36	67.36	47.96	0	0	0	0	0	0	0	0	0	0	0	0	0	0	5-Year Property	MACRS Re	MACRS Regular	MACRS	5 - Year Property
662.93	662.93	552.41	0	0	0	0	0	0	0	0	0	0	0	0	0	0	3-Year Property	MACRS Re	MACRS Regular	MACRS	3 - Year Property
16574.15	16209.75	8429.07	0	0	0	0	0	0	0	0	0	0	0	0	0	0	5-Year Property	MACRS Re	MACRS Regular	MACRS	5 - Year Property
11951442.95	11559207.97	6010788.14	0	0	0	0	0	0	0	0	0	0	0	0	0	0	5-Year Property	MACRS Re	MACRS Regular	MACRS	5 - Year Property
6322907.31	2143856.74	1071928.37	0	0	0	0	0	0	-1546.68	0	0	0	0	0	0	0	3-Year Property	MACRS Re	MACRS Regular	MACRS	3 - Year Property
3193.33	3070.84	1190.87	0	0	0	0	0	0	3070.84	0	0	0	0	0	0	0	7-Year Property	MACRS Re	MACRS Regular	MACRS	7 - Year Property
0	0	0	0	0	0	0	0	0	-11408.6	0	0	0	0	0	0	0	5-Year Property	MACRS Re	MACRS Regular	MACRS	5 - Year Property
44546.59	42837.85	16612.52	0	0	0	0	0	0	-3070.84	0	0	0	0	0	0	0	7-Year Property	MACRS Re	MACRS Regular	MACRS	7 - Year Property
11872.66	11408.64	5932.49	0	0	0	0	0	0	11408.64	0	0	0	0	0	0	0	5-Year Property	MACRS Re	MACRS Regular	MACRS	5 - Year Property
-935741.18	-867414.92	-37992.77	0	0	0	0	0	0	0	0	0	0	0	0	0	0	Non-Residential Real I	MACRS Re	ADR Regular	MACRS	Non - Residential Real
1812.18	1679.85	70	0	0	0	0	0	0	0	0	0	0	0	0	0	0	Non-Residential Real I	MACRS Re	ADR Regular	MACRS	Non - Residential Real
191690.37	177693.45	7024.22	0	0	0	0	0	0	0	0	0	0	0	0	0	0	Non-Residential Real I	MACRS Re	ADR Regular	MACRS	Non - Residential Real
116149.16	107668.14	4025.71	0	0	0	0	0	0	0	0	0	0	0	0	0	0	Non-Residential Real I	MACRS Re	ADR Regular	MACRS	Non - Residential Real
1036.17	960.52	33.87	0	0	0	0	0	0	0	0	0	0	0	0	0	0	Non-Residential Real I	MACRS Re	ADR Regular	MACRS	Non - Residential Real
469.69	435.39	14.42	0	0	0	0	0	0	0	0	0	0	0	0	0	0	Non-Residential Real I	MACRS Re	ADR Regular	MACRS	Non - Residential Real
300029.46	278121.81	8023.81	0	0	0	0	0	0	0	0	0	0	0	0	0	0	Non-Residential Real I	MACRS Re	ADR Regular	MACRS	Non - Residential Real
42534.91	39429.09	1053.15	0	0	0	0	0	0	0	0	0	0	0	0	0	0	Non-Residential Real I	MACRS Re	ADR Regular	MACRS	Non - Residential Real
5172901.21	4252559.08	195362.56	0	0	0	0	0	0	0	0	0	0	0	0	0	0	Non-Residential Real I	MACRS Re	ADR Regular	MACRS	Non - Residential Real
-2071.28	-2071.28	-1077.07	0	0	0	0	0	0	0	0	0	0	0	0	0	0	5-Year Property	MACRS Re	MACRS Regular	MACRS	5 - Year Property
-21686.96	-21686.96	-10843.48	0	0	0	0	0	0	60.96	0	0	0	0	0	0	0	3-Year Property	MACRS Re	MACRS Regular	MACRS	3 - Year Property
0.77	0.77	0.03	0	0	0	0	0	0	0	0	0	0	0	0	0	0	Non-Residential Real I	MACRS Re	ADR Regular	MACRS	Non - Residential Real
13.03	13.03	0.54	0	0	0	0	0	0	0	0	0	0	0	0	0	0	Non-Residential Real I	MACRS Re	ADR Regular	MACRS	Non - Residential Real
-10.86	-10.86	-0.43	0	0	0	0	0	0	0	0	0	0	0	0	0	0	Non-Residential Real I	MACRS Re	ADR Regular	MACRS	Non - Residential Real
-523505	-37360.23	-18680.11	0	0	0	0	0	0	0	0	0	0	0	0	0	0	3-Year Property	MACRS Re	MACRS Regular	MACRS	3 - Year Property
30297.42	29271.09	15220.97	0	0	0	0	0	0	0	0	0	0	0	0	0	0	5-Year Property	MACRS Re	MACRS Regular	MACRS	5 - Year Property
2767433.82	2656787.44	1381529.47	0	0	0	0	0	0	0	0	0	0	0	0	0	0	5-Year Property	MACRS Re	MACRS Regular	MACRS	5 - Year Property
3959567.9	1480449.66	740224.83	0	0	0	0	0	0	1546.68	0	0	0	0	0	0	0	3-Year Property	MACRS Re	MACRS Regular	MACRS	3 - Year Property
14074.73	13661.25	5297.83	0	0	0	0	0	0	0	0	0	0	0	0	0	0	7-Year Property	MACRS Re	MACRS Regular	MACRS	7 - Year Property
65544.25	63106.19	24472.58	0	0	0	0	0	0	0	0	0	0	0	0	0	0	7-Year Property	MACRS Re	MACRS Regular	MACRS	7 - Year Property
135493.23	132802.61	19256.38	0	0	0	0	0	0	0	0	0	0	0	0	0	0	15-Year Property	ADR Regul	ADR Regular	MACRS	15 - Year Property
45589.55	44651.29	17315.77	0	0	0	0	0	0	0	0	0	0	0	0	0	0	7-Year Property	MACRS Re	MACRS Regular	MACRS	7 - Year Property
-20129.97	-20129.97	-10467.58	0	0	0	0	0	0	0	0	0	0	0	0	0	0	5-Year Property	MACRS Re	MACRS Regular	MACRS	5 - Year Property
-31627	-31627	-15813.5	0	0	0	0	0	0	-60.96	0	0	0	0	0	0	0	3-Year Property	MACRS Re	MACRS Regular	MACRS	3 - Year Property
5453387.12	5228755.12	1045751.02	5228755.12	0	0	0	0	0	0	0	0	0	0	0	0	0	5-Year Property	MACRS Re	MACRS Regular	MACRS	5 - Year Property
1231089.11	1231089.11	205222.55	3163582.75	0	0	0	0	0	0	-1932494	0	0	0	0	0	0	3-Year Property	MACRS Re	MACRS Regular	MACRS	3 - Year Property
1932493.64	682594.7	68259.47	-1249898.94	0	0	0	0	0	0	1932494	0	0	0	0	0	0	42. SL 5	MACRS Re	MACRS Regular	Amortizatio	5 - Year Property
103940.04	100670.87	14385.87	100670.87	0	0	0	0	0	0	0	0	0	0	0	0	0	7-Year Property	MACRS Re	MACRS Regular	MACRS	7 - Year Property
284414.27	274448.2	4983.98	274448.2	0	0	0	0	0	0	0	0	0	0	0	0	0	Non-Residential Real I	MACRS Re	ADR Regular	MACRS	Non - Residential Real
32409.95	31274.28	501.33	31274.28	0	0	0	0	0	0	0	0	0	0	0	0	0	Non-Residential Real I	MACRS Re	ADR Regular	MACRS	Non - Residential Real

-0.28	-0.28	0	-0.28	0	0	0	0	0	0	0	0	0	0	0	0	0	Non-Residential Real I	MACRS Re	ADR Regular	MACRS	Non - Residential Real
778.25	750.98	8.82	750.98	0	0	0	0	0	0	0	0	0	0	0	0	0	Non-Residential Real I	MACRS Re	ADR Regular	MACRS	Non - Residential Real
92904.53	89649.09	862.42	89649.09	0	0	0	0	0	0	0	0	0	0	0	0	0	Non-Residential Real I	MACRS Re	ADR Regular	MACRS	Non - Residential Real
-460.86	-444.71	-3.33	-444.71	0	0	0	0	0	0	0	0	0	0	0	0	0	Non-Residential Real I	MACRS Re	ADR Regular	MACRS	Non - Residential Real
0	0	0	0	0	0	0	0	0	0	0	0	0	0	0	0	0	Non-Residential Real I	MACRS Re	ADR Regular	MACRS	Non - Residential Real
502610.8	484998.97	518.95	484998.97	0	0	0	0	0	0	0	0	0	0	0	0	0	Non-Residential Real I	MACRS Re	ADR Regular	MACRS	Non - Residential Real
216672.44	211304.29	10565.21	211304.29	0	0	0	0	0	0	0	0	0	0	0	0	0	15-Year Property	Tax Expen:	Tax Expense Retire La	MACRS	15 - Year Property
1231.59	1231.59	246.32	1231.59	0	0	0	0	0	0	0	0	0	0	0	0	0	5-Year Property	MACRS Re	MACRS Regular	MACRS	5 - Year Property
3109.44	3109.44	518.34	3109.44	0	0	0	0	0	0	0	0	0	0	0	0	0	3-Year Property	MACRS Re	MACRS Regular	MACRS	3 - Year Property
6.72	6.72	0.12	6.72	0	0	0	0	0	0	0	0	0	0	0	0	0	Non-Residential Real I	MACRS Re	ADR Regular	MACRS	Non - Residential Real
0.31	0.31	0	0.31	0	0	0	0	0	0	0	0	0	0	0	0	0	Non-Residential Real I	MACRS Re	ADR Regular	MACRS	Non - Residential Real
15.55	15.55	0.18	15.55	0	0	0	0	0	0	0	0	0	0	0	0	0	Non-Residential Real I	MACRS Re	ADR Regular	MACRS	Non - Residential Real
978.23	978.23	9.41	978.23	0	0	0	0	0	0	0	0	0	0	0	0	0	Non-Residential Real I	MACRS Re	ADR Regular	MACRS	Non - Residential Real
-54.17	-54.17	-0.41	-54.17	0	0	0	0	0	0	0	0	0	0	0	0	0	Non-Residential Real I	MACRS Re	ADR Regular	MACRS	Non - Residential Real
-1109643.02	66305.95	6630.59	66305.95	0	0	0	0	0	0	0	0	0	0	0	0	0	3-Year Property	MACRS Re	MACRS Regular	Amortizatic	5 - Year Property
6792.22	6543.34	1308.67	6543.34	0	0	0	0	0	0	0	0	0	0	0	0	0	5-Year Property	MACRS Re	MACRS Regular	MACRS	5 - Year Property
555533.76	537801.85	107560.37	537801.85	0	0	0	0	0	0	0	0	0	0	0	0	0	5-Year Property	MACRS Re	MACRS Regular	MACRS	5 - Year Property
11256.09	-104628.41	-17441.56	174326.41	0	0	0	0	0	0	-278955	0	0	0	0	0	0	3-Year Property	MACRS Re	MACRS Regular	MACRS	3 - Year Property
278954.82	278954.82	27895.48	0	0	0	0	0	0	0	278954.8	0	0	0	0	0	0	3-Year Property	MACRS Re	MACRS Regular	Amortizatic	5 - Year Property
45349.44	43628.41	6234.5	43628.41	0	0	0	0	0	0	0	0	0	0	0	0	0	7-Year Property	MACRS Re	MACRS Regular	MACRS	7 - Year Property
50237.54	48522.97	6933.93	48522.97	0	0	0	0	0	0	0	0	0	0	0	0	0	7-Year Property	MACRS Re	MACRS Regular	MACRS	7 - Year Property
3944.95	3793.21	28.37	3793.21	0	0	0	0	0	0	0	0	0	0	0	0	0	Non-Residential Real I	MACRS Re	ADR Regular	MACRS	Non - Residential Real
0	0	0	0	0	0	0	0	0	0	0	0	0	0	0	0	0	Non-Residential Real I	MACRS Re	ADR Regular	MACRS	Non - Residential Real
55381.39	53825.32	2691.27	53825.32	0	0	0	0	0	0	0	0	0	0	0	0	0	15-Year Property	Tax Expen:	Tax Expense Retire La	MACRS	15 - Year Property
196122.4	189989.41	27149.49	189989.41	0	0	0	0	0	0	0	0	0	0	0	0	0	7-Year Property	MACRS Re	MACRS Regular	MACRS	7 - Year Property
94.35	94.35	15.73	94.35	0	0	0	0	0	0	0	0	0	0	0	0	0	3-Year Property	MACRS Re	MACRS Regular	MACRS	3 - Year Property
0.64	0.64	0.09	0.64	0	0	0	0	0	0	0	0	0	0	0	0	0	7-Year Property	MACRS Re	MACRS Regular	MACRS	7 - Year Property
2002844.57	2093858.68	209385.87	2093858.68	0	0	0	0	0	0	0	0	0	0	0	0	0	3-Year Property	MACRS Re	MACRS Regular	Amortizatic	5 - Year Property
709	563.75	563.75	0	0	0	0	0	0	0	0	0	0	0	0	0	0	15-Year Property	Tax Expen:	Tax Expense Retire La	MACRS	15 - Year Property
0	0	0	0	0	0	0	0	0	0	0	0	0	0	0	0	0	19. ACRS and Other	MACRS Re	ADR Regular	ACRS and Class Life	
634.29	634.29	0	0	0	0	0	0	0	0	0	0	0	0	0	0	0	19. ACRS and Other	MACRS Re	ADR Regular	ACRS and Class Life	
1136.1	1136.1	0	0	0	0	0	0	0	0	0	0	0	0	0	0	0	19. ACRS and Other	MACRS Re	ADR Regular	ACRS and Class Life	
3	3	0	0	0	0	0	0	0	0	0	0	0	0	0	0	0	19. ACRS and Other	MACRS Re	ADR Regular	ACRS and Class Life	
1197.8	1197.8	0	0	0	0	0	0	0	0	0	0	0	0	0	0	0	19. ACRS and Other	MACRS Re	ADR Regular	ACRS and Class Life	
313.83	313.83	0	0	0	0	0	0	0	0	0	0	0	0	0	0	0	19. ACRS and Other	ADR Regul	ADR Regular	ACRS and Class Life	
3456.9	3456.9	0	0	0	0	0	0	0	0	0	0	0	0	0	0	0	19. ACRS and Other	ADR Regul	ADR Regular	ACRS and Class Life	
1476.19	1476.19	0	0	0	0	0	0	0	0	0	0	0	0	0	0	0	19. ACRS and Other	ADR Regul	ADR Regular	ACRS and Class Life	
494.05	494.05	0	0	0	0	0	0	0	0	0	0	0	0	0	0	0	19. ACRS and Other	ADR Regul	ADR Regular	ACRS and Class Life	
38668.48	38668.48	0	0	0	0	0	0	0	0	0	0	0	0	0	0	0	19. ACRS and Other	ADR Regul	ADR Regular	ACRS and Class Life	
985.07	985.07	0	0	0	0	0	0	0	0	0	0	0	0	0	0	0	19. ACRS and Other	ADR Regul	ADR Regular	ACRS and Class Life	
1794.08	1794.08	0	0	0	0	0	0	0	0	0	0	0	0	0	0	0	19. ACRS and Other	ADR Regul	ADR Regular	ACRS and Class Life	
0	0	0	0	0	0	0	0	0	0	0	0	0	0	0	0	0	19. ACRS and Other	ADR Regul	ADR Regular	ACRS and Class Life	
635	635	0	0	0	0	0	0	0	0	0	0	0	0	0	0	0	19. ACRS and Other	ADR Regul	ADR Regular	ACRS and Class Life	
4232.03	4232.03	0	0	0	0	0	0	0	0	0	0	0	0	0	0	0	19. ACRS and Other	ADR Regul	ADR Regular	ACRS and Class Life	
849.5	849.5	0	0	0	0	0	0	0	0	0	0	0	0	0	0	0	19. ACRS and Other	ADR Regul	ADR Regular	ACRS and Class Life	
0	0	0	0	0	0	0	0	0	0	0	0	0	0	0	0	0	19. ACRS and Other	ADR Regul	ADR Regular	ACRS and Class Life	
3331.3	3331.3	0	0	0	0	0	0	0	0	0	0	0	0	0	0	0	19. ACRS and Other	ADR Regul	ADR Regular	ACRS and Class Life	
2902.6	2902.6	0	0	0	0	0	0	0	0	0	0	0	0	0	0	0	19. ACRS and Other	ADR Regul	ADR Regular	ACRS and Class Life	
262	262	0	0	0	0	0	0	0	0	0	0	0	0	0	0	0	19. ACRS and Other	ADR Regul	ADR Regular	ACRS and Class Life	
3013	3013	0	0	0	0	0	0	0	0	0	0	0	0	0	0	0	19. ACRS and Other	ADR Regul	ADR Regular	ACRS and Class Life	
0	0	0	0	0	0	0	0	0	0	0	0	0	0	0	0	0	19. ACRS and Other	ADR Regul	ADR Regular	ACRS and Class Life	
6773.72	6773.72	0	0	0	0	0	0	0	0	0	0	0	0	0	0	0	19. ACRS and Other	ADR Regul	ADR Regular	ACRS and Class Life	
369.05	369.05	0	0	0	0	0	0	0	0	0	0	0	0	0	0	0	19. ACRS and Other	ADR Regul	ADR Regular	ACRS and Class Life	
595.45	595.45	0	0	0	0	0	0	0	0	0	0	0	0	0	0	0	19. ACRS and Other	ADR Regul	ADR Regular	ACRS and Class Life	
0	0	0	0	0	0	0	0	0	0	0	0	0	0	0	0	0	19. ACRS and Other	ADR Regul	ADR Regular	ACRS and Class Life	
2250	2250	0	0	0	0	0	0	0	0	0	0	0	0	0	0	0	19. ACRS and Other	ADR Regul	ADR Regular	ACRS and Class Life	
4089.35	4089.35	0	0	0	0	0	0	0	0	0	0	0	0	0	0	0	19. ACRS and Other	ADR Regul	ADR Regular	ACRS and Class Life	
0	0	0	0	0	0	0	0	0	0	0	0	0	0	0	0	0	19. ACRS and Other	ADR Regul	ADR Regular	ACRS and Class Life	
3110.6	3110.6	0	0	0	0	0	0	0	0	0	0	0	0	0	0	0	19. ACRS and Other	ADR Regul	ADR Regular	ACRS and Class Life	
1572.69	1572.69	0	0	0	0	0	0	0	0	0	0	0	0	0	0	0	19. ACRS and Other	ADR Regul	ADR Regular	ACRS and Class Life	
4187.53	4187.53	0	0	0	0	0	0	0	0	0	0	0	0	0	0	0	19. ACRS and Other	ADR Regul	ADR Regular	ACRS and Class Life	
8927.63	8927.63	0	0	0	0	0	0	0	0	0	0	0	0	0	0	0	19. ACRS and Other	ADR Regul	ADR Regular	ACRS and Class Life	
12080.05	12080.05	0	0	0	0	0	0	0	0	0	0	0	0	0	0	0	19. ACRS and Other	ADR Regul	ADR Regular	ACRS and Class Life	
4930	4930	0	0	0	0	0	0	0	0	0	0	0	0	0	0	0	19. ACRS and Other	ADR Regul	ADR Regular	ACRS and Class Life	
411.55	411.55	0	0	0	0	0	0	0	0	0	0	0	0	0	0	0	19. ACRS and Other	ADR Regul	ADR Regular	ACRS and Class Life	
0.9	0.9	0	0	0	0	0	0	0	0	0	0	0	0	0	0	0	19. ACRS and Other	ADR Regul	ADR Regular	ACRS and Class Life	
2851.66	2851.66	0	0	0	0	0	0	0	0	0	0	0	0	0	0	0	19. ACRS and Other	ADR Regul	ADR Regular	ACRS and Class Life	
7397.91	7397.91	0	0	0	0	0	0	0	0	0	0	0	0	0	0	0	19. ACRS and Other	ADR Regul	ADR Regular	ACRS and Class Life	
341.22	341.22	0	0	0	0	0	0	0	0	0	0	0	0	0	0	0	19. ACRS and Other	ADR Regul	ADR Regular	ACRS and Class Life	
0	0	0	0	0	0	0	0	0	0	0	0	0	0	0	0	0	15-Year Property	Tax Expen:	Tax Expense Retire La	MACRS	15 - Year Property
0	0	0	0	0	0	0	0	0	0	0	0	0	0	0	0	0	19. ACRS and Other	ADR Regul	ADR Regular	ACRS and Class Life	
974.52	974.52	0	0	0	0	0	0	0	0	0	0	0	0	0	0	0	19. ACRS and Other	ADR Regul	ADR Regular	ACRS and Class Life	
52791.98	52791.98	0	0	0	0	0	0	0	0	0	0	0	0	0	0	0	19. ACRS and Other	ADR Regul	ADR Regular	ACRS and Class Life	
1551.79	1551.79	0	0	0	0	0	0	0	0	0	0	0	0	0	0	0	19. ACRS and Other	ADR Regul	ADR Regular	ACRS and Class Life	
3949.96	3949.96	0	0	0	0	0	0	0	0	0	0	0	0	0	0	0	19. ACRS and Other	ADR Regul	ADR Regular	ACRS and Class Life	
0	0	0	0	0	0	0	0	0	0	0	0	0	0	0	0	0	19. ACRS and Other	ADR Regul	ADR Regular	ACRS and Class Life	
10653.53	10653.53	0	0	0	0	0	0	0	0	0	0	0	0	0	0	0	19. ACRS and Other	ADR Regul	ADR Regular	ACRS and Class Life	
0	0	0	0	0	0	0	0	0	0	0	0	0	0	0	0	0	AMT - ALL Property	MACRS Re	ADR Regular	MACRS	
0	0	0	0	0	0	0	0	0	0	0	0	0	0	0	0	0	AMT - ALL Property	MACRS Re	ADR Regular	MACRS	
151118.18	151118.18	0	0	0	0	0	0	0	0	0	0	0	0	0	0	0	19. ACRS and Other	ADR Regul	ADR Regular	ACRS and Class Life	
4682	4682	0	0	0	0	0	0	0	0	0	0	0	0	0	0	0	19. ACRS and Other	ADR Regul	ADR Regular	ACRS and Class Life	
7855.84	7855.84	0	0	0	0	0	0	0	0	0	0	0	0	0	0	0	19. ACRS and Other	ADR Regul	ADR Regular	ACRS and Class Life	
0	46263	0	0	0	0	46263	46263	0	0	0	0	0	0	0	0	0	19. ACRS and Other	ADR Regul	ADR Regular	ACRS and Class Life	
0	0	0	0	0	0	0	0	0	0	0	0	0	0	0	0	0	19. ACRS and Other	ADR Regul	ADR Regular	ACRS and Class Life	
10275.09	10275.09	0	0	0	0	0	0	0	0	0	0	0	0	0	0	0	19. ACRS and Other	ADR Regul	ADR Regular	ACRS and Class Life	
15069.01	15069.01	0	0	0	0	0	0	0	0	0	0	0	0	0	0	0	19. ACRS and Other	ADR Regul	ADR Regular	ACRS and Class Life	
0	0	0	0	0	0	0	0	0	0	0	0	0	0	0	0	0	19. ACRS and Other	ADR Regul	ADR Regular	ACRS and Class Life	
706.68	706.68	0	0	0	0	0	0	0	0	0	0	0	0	0	0	0	19. ACRS and Other	ADR Regul	ADR Regular	ACRS and Class Life	
2461.43	2461.43	0	0	0	0	0	0	0	0	0	0	0	0	0	0	0	19. ACRS and Other	ADR Regul	ADR Regular	ACRS and Class Life	
1403.76	1403.76	0	0	0	0	0	0	0	0	0	0	0	0	0	0	0	19. ACRS and Other	ADR Regul	ADR Regular	ACRS and Class Life	
12721.78	12721.78	0	0	0	0	0	0	0	0	0	0	0	0	0	0	0	19. ACRS and Other	ADR Regul	ADR Regular	ACRS and Class Life	
665	665	0	0	0	0	0	0	0	0	0	0	0	0	0	0	0	19. ACRS and Other	ADR Regul	ADR Regular	ACRS and Class Life	

307.37	307.37	0	0	0	0	0	0	0	0	0	0	0	0	0	0	0	19. ACRS and Other	ADR Regul	ADR Regular	ACRS and Class Life
0	0	0	0	0	0	0	0	0	0	0	0	0	0	0	0	0	AMT - ALL Property	MACRS Re	ADR Regular	MACRS
0	0	0	0	0	0	0	0	0	0	0	0	0	0	0	0	0	AMT - ALL Property	MACRS Re	ADR Regular	MACRS
4739.9	4739.9	0	0	0	0	0	0	0	0	0	0	0	0	0	0	0	19. ACRS and Other	ADR Regul	ADR Regular	ACRS and Class Life
4913	4913	0	0	0	0	0	0	0	0	0	0	0	0	0	0	0	19. ACRS and Other	ADR Regul	ADR Regular	ACRS and Class Life
7312.79	7312.79	0	0	0	0	0	0	0	0	0	0	0	0	0	0	0	19. ACRS and Other	ADR Regul	ADR Regular	ACRS and Class Life
0	0	0	0	0	0	0	0	0	0	0	0	0	0	0	0	0	AMT - ALL Property	MACRS Re	ADR Regular	MACRS
0	0	0	0	0	0	0	0	0	0	0	0	0	0	0	0	0	AMT - ALL Property	MACRS Re	ADR Regular	MACRS
0	0	0	0	0	0	0	0	0	0	0	0	0	0	0	0	0	19. ACRS and Other	ADR Regul	ADR Regular	ACRS and Class Life
682	0	0	0	0	0	0	0	0	0	0	0	0	0	0	0	0	NON-Depreciable	MACRS Re	MACRS Regular	MACRS 7 - Year Property
682	0	0	0	0	0	0	0	0	0	0	0	0	0	0	0	0	NON-Depreciable	MACRS Re	MACRS Regular	MACRS 7 - Year Property
1566.59	1566.59	0	0	0	0	0	0	0	0	0	0	0	0	0	0	0	19. ACRS and Other	ADR Regul	ADR Regular	ACRS and Class Life
593.41	593.41	0	0	0	0	0	0	0	0	0	0	0	0	0	0	0	19. ACRS and Other	ADR Regul	ADR Regular	ACRS and Class Life
12873.12	12873.12	0	0	0	0	0	0	0	0	0	0	0	0	0	0	0	19. ACRS and Other	ADR Regul	ADR Regular	ACRS and Class Life
0	0	0	0	0	0	0	0	0	0	0	0	0	0	0	0	0	19. ACRS and Other	ADR Regul	ADR Regular	ACRS and Class Life
3683.9	3683.9	0	0	0	0	0	0	0	0	0	0	0	0	0	0	0	19. ACRS and Other	ADR Regul	ADR Regular	ACRS and Class Life
529.5	529.5	0	0	0	0	0	0	0	0	0	0	0	0	0	0	0	19. ACRS and Other	ADR Regul	ADR Regular	ACRS and Class Life
7552.43	7552.43	0	0	0	0	0	0	0	0	0	0	0	0	0	0	0	19. ACRS and Other	ADR Regul	ADR Regular	ACRS and Class Life
1849.51	1849.51	0	0	0	0	0	0	0	0	0	0	0	0	0	0	0	19. ACRS and Other	ADR Regul	ADR Regular	ACRS and Class Life
0	0	0	0	0	0	0	0	0	0	0	0	0	0	0	0	0	AMT - ALL Property	MACRS Re	ADR Regular	MACRS
0	0	0	0	0	0	0	0	0	0	0	0	0	0	0	0	0	AMT - ALL Property	MACRS Re	ADR Regular	MACRS
1501.82	1501.82	0	0	0	0	0	0	0	0	0	0	0	0	0	0	0	19. ACRS and Other	ADR Regul	ADR Regular	ACRS and Class Life
1703.5	1703.5	0	0	0	0	0	0	0	0	0	0	0	0	0	0	0	19. ACRS and Other	ADR Regul	ADR Regular	ACRS and Class Life
12314.66	12314.66	0	0	0	0	0	0	0	0	0	0	0	0	0	0	0	19. ACRS and Other	ADR Regul	ADR Regular	ACRS and Class Life
1150.04	15395.04	0	0	0	0	14245	14245	0	0	0	0	0	0	0	0	0	19. ACRS and Other	ADR Regul	ADR Regular	ACRS and Class Life
0	0	0	0	0	0	0	0	0	0	0	0	0	0	0	0	0	AMT - ALL Property	MACRS Re	ADR Regular	MACRS
0	0	0	0	0	0	0	0	0	0	0	0	0	0	0	0	0	AMT - ALL Property	MACRS Re	ADR Regular	MACRS
0	0	0	0	0	0	0	0	0	0	0	0	0	0	0	0	0	19. ACRS and Other	ADR Regul	ADR Regular	ACRS and Class Life
3905.64	3905.64	0	0	0	0	0	0	0	0	0	0	0	0	0	0	0	19. ACRS and Other	ADR Regul	ADR Regular	ACRS and Class Life
6716.04	6716.04	0	0	0	0	0	0	0	0	0	0	0	0	0	0	0	19. ACRS and Other	ADR Regul	ADR Regular	ACRS and Class Life
1134.39	1134.39	0	0	0	0	0	0	0	0	0	0	0	0	0	0	0	19. ACRS and Other	ADR Regul	ADR Regular	ACRS and Class Life
789.29	789.29	0	0	0	0	0	0	0	0	0	0	0	0	0	0	0	19. ACRS and Other	ADR Regul	ADR Regular	ACRS and Class Life
653	0	0	0	0	0	0	0	0	0	0	0	0	0	0	0	0	NON-Depreciable	MACRS Re	MACRS Regular	MACRS 7 - Year Property
653	0	0	0	0	0	0	0	0	0	0	0	0	0	0	0	0	NON-Depreciable	MACRS Re	MACRS Regular	MACRS 7 - Year Property
780	780	0	0	0	0	0	0	0	0	0	0	0	0	0	0	0	19. ACRS and Other	ADR Regul	ADR Regular	ACRS and Class Life
152.17	152.17	0	0	0	0	0	0	0	0	0	0	0	0	0	0	0	19. ACRS and Other	ADR Regul	ADR Regular	ACRS and Class Life
2809.38	2278.87	2278.87	0	0	0	45.02	45.02	0	0	0	0	0	0	0	0	0	15-Year Property	Tax Expen	Tax Expense Retire La	MACRS 15 - Year Property
0	12431	0	0	0	0	12431	12431	0	0	0	0	0	0	0	0	0	19. ACRS and Other	ADR Regul	ADR Regular	ACRS and Class Life
0	0	0	0	0	0	0	0	0	0	0	0	0	0	0	0	0	19. ACRS and Other	ADR Regul	ADR Regular	ACRS and Class Life
0	0	0	0	0	0	0	0	0	0	0	0	0	0	0	0	0	19. ACRS and Other	Pre-ADR R	ADR Regular	ACRS and Class Life
0	-0.01	-0.01	0	0	0	0	0	0	0	0	0	0	0	0	0	0	19. ACRS and Other	Pre-ADR R	ADR Regular	ACRS and Class Life
0	0	0	0	0	0	0	0	0	0	0	0	0	0	0	0	0	19. ACRS and Other	Pre-ADR R	ADR Regular	ACRS and Class Life
0	0	0	0	0	0	0	0	0	0	0	0	0	0	0	0	0	19. ACRS and Other	Pre-ADR R	ADR Regular	ACRS and Class Life
0	0	0	0	0	0	0	0	0	0	0	0	0	0	0	0	0	19. ACRS and Other	Pre-ADR R	ADR Regular	ACRS and Class Life
0	0	0	0	0	0	0	0	0	0	0	0	0	0	0	0	0	19. ACRS and Other	Pre-ADR R	ADR Regular	ACRS and Class Life
4415.8	4415.8	0	0	0	0	0	0	0	0	0	0	0	0	0	0	0	19. ACRS and Other	ADR Regul	ADR Regular	ACRS and Class Life
5325.68	5325.68	0	0	0	0	0	0	0	0	0	0	0	0	0	0	0	19. ACRS and Other	ADR Regul	ADR Regular	ACRS and Class Life
81662.43	78010.01	78010.01	0	0	0	0	0	0	0	0	0	0	0	0	0	0	19. ACRS and Other	Pre-ADR R	ADR Regular	ACRS and Class Life
0	-0.01	-0.01	0	0	0	0	0	0	0	0	0	0	0	0	0	0	19. ACRS and Other	Pre-ADR R	ADR Regular	ACRS and Class Life
0	85822.09	85822.09	0	0	0	85822.09	85822.09	0	0	0	0	0	0	0	0	0	19. ACRS and Other	Pre-ADR R	ADR Regular	ACRS and Class Life
1623.75	1623.75	0	0	0	0	0	0	0	0	0	0	0	0	0	0	0	19. ACRS and Other	ADR Regul	ADR Regular	ACRS and Class Life
0	0	0	0	0	0	0	0	0	0	0	0	0	0	0	0	0	19. ACRS and Other	ADR Regul	ADR Regular	ACRS and Class Life
9944.04	9944.04	0	0	0	0	0	0	0	0	0	0	0	0	0	0	0	19. ACRS and Other	ADR Regul	ADR Regular	ACRS and Class Life
0	0	0	0	0	0	0	0	0	0	0	0	0	0	0	0	0	19. ACRS and Other	Tax Expen	Tax Expense Retire La	ACRS and Class Life
0	0	0	0	0	0	0	0	0	0	0	0	0	0	0	0	0	19. ACRS and Other	Tax Expen	Tax Expense Retire La	ACRS and Class Life
0	0	0	0	0	0	0	0	0	0	0	0	0	0	0	0	0	19. ACRS and Other	Tax Expen	Tax Expense Retire La	ACRS and Class Life
0	0	0	0	0	0	0	0	0	0	0	0	0	0	0	0	0	19. ACRS and Other	Tax Expen	Tax Expense Retire La	ACRS and Class Life
0	0	0	0	0	0	0	0	0	0	0	0	0	0	0	0	0	19. ACRS and Other	Tax Expen	Tax Expense Retire La	ACRS and Class Life
0	0	0	0	0	0	0	0	0	0	0	0	0	0	0	0	0	AMT - ALL Property	MACRS Re	ADR Regular	MACRS
0	0	0	0	0	0	0	0	0	0	0	0	0	0	0	0	0	AMT - ALL Property	MACRS Re	ADR Regular	MACRS
0	0	0	0	0	0	0	0	0	0	0	0	0	0	0	0	0	19. ACRS and Other	Pre-ADR R	ADR Regular	ACRS and 7 - Year Property
32	32	0	0	0	0	0	0	0	0	0	0	0	0	0	0	0	19. ACRS and Other	ADR Regul	ADR Regular	ACRS and Class Life
870	691.77	691.77	0	0	0	0	0	0	0	0	0	0	0	0	0	0	15-Year Property	Tax Expen	Tax Expense Retire La	MACRS 15 - Year Property
0	0	0	0	0	0	0	0	0	0	0	0	0	0	0	0	0	19. ACRS and Other	Pre-ADR R	ADR Regular	ACRS and 7 - Year Property
0	0	0	0	0	0	0	0	0	0	0	0	0	0	0	0	0	19. ACRS and Other	Tax Expen	Tax Expense Retire La	ACRS and Class Life
0	0	0	0	0	0	0	0	0	0	0	0	0	0	0	0	0	19. ACRS and Other	Tax Expen	Tax Expense Retire La	ACRS and Class Life
3220	2991.08	2991.08	0	0	0	0	0	0	0	0	0	0	0	0	0	0	19. ACRS and Other	Tax Expen	Tax Expense Retire La	ACRS and Class Life
2342	2342	0	0	0	0	0	0	0	0	0	0	0	0	0	0	0	19. ACRS and Other	ADR Regul	ADR Regular	ACRS and Class Life
6.84	6.84	0	0	0	0	0	0	0	0	0	0	0	0	0	0	0	19. ACRS and Other	ADR Regul	ADR Regular	ACRS and Class Life
335.21	335.21	0	0	0	0	0	0	0	0	0	0	0	0	0	0	0	19. ACRS and Other	ADR Regul	ADR Regular	ACRS and Class Life
0	0	0	0	0	0	0	0	0	0	0	0	0	0	0	0	0	19. ACRS and Other	Tax Expen	Tax Expense Retire La	ACRS and Class Life
0	0	0	0	0	0	0	0	0	0	0	0	0	0	0	0	0	AMT - ALL Property	MACRS Re	ADR Regular	MACRS
0	0	0	0	0	0	0	0	0	0	0	0	0	0	0	0	0	AMT - ALL Property	MACRS Re	ADR Regular	MACRS
0	0	0	0	0	0	0	0	0	0	0	0	0	0	0	0	0	19. ACRS and Other	ADR Regul	ADR Regular	ACRS and Class Life
721.33	721.33	0	0	0	0	0	0	0	0	0	0	0	0	0	0	0	19. ACRS and Other	ADR Regul	ADR Regular	ACRS and Class Life
0	0	0	0	0	0	0	0	0	0	0	0	0	0	0	0	0	19. ACRS and Other	Pre-ADR R	ADR Regular	ACRS and 7 - Year Property
0	0	0	0	0	0	0	0	0	0	0	0	0	0	0	0	0	19. ACRS and Other	Tax Expen	Tax Expense Retire La	ACRS and Class Life
2587220.13	2940445.7	2940445.7	0	32738.88	36389.8	399812.38	468941.07	69128.69	0	0	0	0	0	0	0	0	19. ACRS and Other	Tax Expen	Tax Expense Retire La	ACRS and Class Life
61460	61545.02	61545.02	0	0	0	2833.87	2833.87	0	0	0	0	0	0	0	0	0	19. ACRS and Other	Pre-ADR R	ADR Regular	ACRS and Class Life
0	0	0	0	0	0	0	0	0	0	0	0	0	0	0	0	0	19. ACRS and Other	Pre-ADR R	ADR Regular	ACRS and Class Life
0	0	0	0	0	0	0	0	0	0	0	0	0	0	0	0	0	19. ACRS and Other	Tax Expen	Tax Expense Retire La	ACRS and Class Life
0	0	0	0	0	0	0	0	0	0	0	0	0	0	0	0	0	19. ACRS and Other	Tax Expen	Tax Expense Retire La	ACRS and Class Life
0	0	0	0	0	0	0	0	0	0	0	0	0	0	0	0	0	19. ACRS and Other	Tax Expen	Tax Expense Retire La	ACRS and Class Life
0	0	0	0	0	1521.13	298092.59	0	-298093	0	0	0	0	0	0	0	0	19. ACRS and Other	Tax Expen	Tax Expense Retire La	ACRS and Class Life
0	0	0	0	0	0	0	0	0	0	0	0	0	0	0	0	0	19. ACRS and Other	Tax Expen	Tax Expense Retire La	ACRS and Class Life
0	0	0	0	0	0	0	0	0	0	0	0	0	0	0	0	0	AMT - ALL Property	MACRS Re	ADR Regular	MACRS
0	0	0	0	0	0	0	0	0	0	0	0	0	0	0	0	0	AMT - ALL Property	MACRS Re	ADR Regular	MACRS
6552	6552	0	0	0	0	0	0	0	0	0	0	0	0	0	0	0	19. ACRS and Other	ADR Regul	ADR Regular	ACRS and Class Life
0	0.01	0.01	0	0	0	0	0	0	0	0	0	0	0	0	0	0	19. ACRS and Other	Pre-ADR R	ADR Regular	ACRS and Class Life
0	0	0	0	0	0	0	0	0	0	0	0	0	0	0	0	0	19. ACRS and Other	ADR Regul	ADR Regular	ACRS and Class Life
11599	9222.82	9222.82	0	0	0	0	0	0	0	0	0	0	0	0	0	0	15-Year Property	Tax Expen	Tax Expense Retire La	MACRS 15 - Year Property
0	0	0	0	0	0	0	0	0	0	0	0	0	0	0	0	0	19. ACRS and Other	Pre-ADR R	ADR Regular	ACRS and 7 - Year Property

5771	5512.89	5512.89	0	0	0	0	0	0	0	0	0	0	0	0	0	0	19. ACRS and Other	Pre-ADR R	ADR Regular	ACRS and Class Life
0	0	0	0	0	0	0	0	0	0	0	0	0	0	0	0	0	19. ACRS and Other	Tax Expen:	Tax Expense Retire La	ACRS and Class Life
0	0	0	0	306100	0	702202.05	0	-702202	0	0	0	0	0	0	0	0	19. ACRS and Other	Tax Expen:	Tax Expense Retire La	ACRS and Class Life
0	0	0	0	0	0	0	0	0	0	0	0	0	0	0	0	0	19. ACRS and Other	Tax Expen:	Tax Expense Retire La	ACRS and Class Life
0	0	0	0	0	0	0	0	0	0	0	0	0	0	0	0	0	19. ACRS and Other	Pre-ADR R	ADR Regular	ACRS and 12 - Year Property
0	1738.5	1738.5	0	0	0	1738.5	1738.5	0	0	0	0	0	0	0	0	0	19. ACRS and Other	Pre-ADR R	ADR Regular	ACRS and 7 - Year Property
0.39	0.36	0.36	0	0	0	0	0	0	0	0	0	0	0	0	0	0	19. ACRS and Other	Pre-ADR R	ADR Regular	ACRS and Class Life
0	44723.79	44723.79	0	0	0	44723.8	44723.8	0	0	0	0	0	0	0	0	0	19. ACRS and Other	Pre-ADR R	ADR Regular	ACRS and Class Life
0	-4866.92	-4866.92	0	0	0	0	0	0	0	0	0	0	0	0	0	0	19. ACRS and Other	Pre-ADR R	ADR Regular	ACRS and Class Life
0	0	0	0	0	0	0	0	0	0	0	0	0	0	0	0	0	19. ACRS and Other	Tax Expen:	Tax Expense Retire La	ACRS and Class Life
64413	61532.08	61532.08	0	0	0	0	0	0	0	0	0	0	0	0	0	0	19. ACRS and Other	Tax Expen:	Tax Expense Retire La	ACRS and Class Life
0	0	0	0	0	0	0	0	0	0	0	0	0	0	0	0	0	19. ACRS and Other	Tax Expen:	Tax Expense Retire La	ACRS and Class Life
30232.08	34516.47	34516.47	0	1522.1	3168.39	1743.19	6433.68	4690.49	0	0	0	0	0	0	0	0	19. ACRS and Other	Tax Expen:	Tax Expense Retire La	ACRS and Class Life
0	0	0	0	0	0	0	0	0	0	0	0	0	0	0	0	0	19. ACRS and Other	ADR Regul	ADR Regular	ACRS and Class Life
50	50	0	0	0	0	0	0	0	0	0	0	0	0	0	0	0	19. ACRS and Other	ADR Regul	ADR Regular	ACRS and Class Life
260	206.74	206.74	0	0	0	0	0	0	0	0	0	0	0	0	0	0	15-Year Property	Tax Expen:	Tax Expense Retire La	MACRS 15 - Year Property
2819423.71	3030313.38	3030313.38	0	-699085.5	0	1110416.3	411330.75	-699086	0	0	0	0	0	0	0	0	19. ACRS and Other	Tax Expen:	Tax Expense Retire La	ACRS and Class Life
0	0	0	0	0	0	0	0	0	0	0	0	0	0	0	0	0	NON-Depreciable	MACRS Re	ADR Regular	MACRS Class Life
648286	783348.95	51695.51	0	0	0	65805.82	65805.82	0	0	0	0	0	0	0	0	0	NON-Depreciable	MACRS Re	ADR Regular	MACRS Class Life
0	103766.53	103766.53	0	0	0	103766.52	103766.52	0	0	0	0	0	0	0	0	0	19. ACRS and Other	Pre-ADR R	ADR Regular	ACRS and Class Life
0	0	0	0	0	0	0	0	0	0	0	0	0	0	0	0	0	19. ACRS and Other	Pre-ADR R	ADR Regular	ACRS and Class Life
0	42668.36	42668.36	0	0	0	42668.36	42668.36	0	0	0	0	0	0	0	0	0	19. ACRS and Other	Pre-ADR R	ADR Regular	ACRS and Class Life
0	0	0	0	0	0	0	0	0	0	0	0	0	0	0	0	0	19. ACRS and Other	Tax Expen:	Tax Expense Retire La	ACRS and Class Life
501	0	0	0	0	0	0	0	0	0	0	0	0	0	0	0	0	AMT - ALL Property	MACRS Re	ADR Regular	MACRS
501	0	0	0	0	0	0	0	0	0	0	0	0	0	0	0	0	AMT - ALL Property	MACRS Re	ADR Regular	MACRS
0	0	0	0	0	0	0	0	0	0	0	0	0	0	0	0	0	19. ACRS and Other	Pre-ADR R	ADR Regular	ACRS and Class Life
38834	37097.11	37097.11	0	0	0	0	0	0	0	0	0	0	0	0	0	0	19. ACRS and Other	Pre-ADR R	ADR Regular	ACRS and Class Life
1407137.26	1432369.45	1432369.45	0	0	15185.26	110084.42	125269.68	15185.26	0	0	0	0	0	0	0	0	19. ACRS and Other	Tax Expen:	Tax Expense Retire La	ACRS and Class Life
0	0	0	0	0	0	0	0	0	0	0	0	0	0	0	0	0	19. ACRS and Other	Pre-ADR R	ADR Regular	ACRS and Class Life
0	0	0	0	0	0	0	0	0	0	0	0	0	0	0	0	0	19. ACRS and Other	Pre-ADR R	ADR Regular	ACRS and Class Life
120648	207914.35	207914.35	0	0	0	95843.57	95843.57	0	0	0	0	0	0	0	0	0	19. ACRS and Other	Tax Expen:	Tax Expense Retire La	ACRS and 20 - Year Property
4430.39	4430.39	0	0	0	0	0	0	0	0	0	0	0	0	0	0	0	19. ACRS and Other	ADR Regul	ADR Regular	ACRS and Class Life
3413.21	3413.21	0	0	0	0	0	0	0	0	0	0	0	0	0	0	0	19. ACRS and Other	ADR Regul	ADR Regular	ACRS and Class Life
1452.5	1452.5	0	0	0	0	0	0	0	0	0	0	0	0	0	0	0	19. ACRS and Other	ADR Regul	ADR Regular	ACRS and Class Life
0	0	0	0	0	0	0	0	0	0	0	0	0	0	0	0	0	19. ACRS and Other	Tax Expen:	Tax Expense Retire La	ACRS and 20 - Year Property
0	0	0	0	0	0	0	0	0	0	0	0	0	0	0	0	0	19. ACRS and Other	Tax Expen:	Tax Expense Retire La	ACRS and 15 - Year Property
0	0	0	0	0	0	0	0	0	0	0	0	0	0	0	0	0	19. ACRS and Other	Tax Expen:	Tax Expense Retire La	ACRS and 20 - Year Property
0	0	0	0	0	0	0	0	0	0	0	0	0	0	0	0	0	19. ACRS and Other	Tax Expen:	Tax Expense Retire La	ACRS and 20 - Year Property
0	0	0	0	0	0	0	0	0	0	0	0	0	0	0	0	0	19. ACRS and Other	Tax Expen:	Tax Expense Retire La	ACRS and 20 - Year Property
0	0	0	0	0	0	0	0	0	0	0	0	0	0	0	0	0	19. ACRS and Other	Tax Expen:	Tax Expense Retire La	ACRS and 20 - Year Property
0	0	0	0	0	0	0	0	0	0	0	0	0	0	0	0	0	19. ACRS and Other	Tax Expen:	Tax Expense Retire La	ACRS and 20 - Year Property
0	0	0	0	0	0	0	0	0	0	0	0	0	0	0	0	0	19. ACRS and Other	Tax Expen:	Tax Expense Retire La	ACRS and 20 - Year Property
8372.23	8372.23	0	0	0	0	0	0	0	0	0	0	0	0	0	0	0	19. ACRS and Other	ADR Regul	ADR Regular	ACRS and Class Life
81706.25	155498.28	155498.28	0	0	0	79600.76	79600.76	0	0	0	0	0	0	0	0	0	19. ACRS and Other	Pre-ADR R	ADR Regular	ACRS and 20 - Year Property
5625081.39	8190496.79	8190496.79	0	-2037769	0	5003087.9	2965318.87	-2037769	0	0	0	0	0	0	0	0	19. ACRS and Other	Tax Expen:	Tax Expense Retire La	ACRS and 20 - Year Property
3897765.96	3780308.82	3780308.82	0	0	25741.98	133904.46	159646.44	25741.98	0	0	0	0	0	0	0	0	19. ACRS and Other	Tax Expen:	Tax Expense Retire La	ACRS and 20 - Year Property
1869.75	1827.42	1827.42	0	0	0	0	0	0	0	0	0	0	0	0	0	0	19. ACRS and Other	Pre-ADR R	ADR Regular	ACRS and Class Life
0	0	0	0	0	0	0	0	0	0	0	0	0	0	0	0	0	19. ACRS and Other	Pre-ADR R	ADR Regular	ACRS and Class Life
23653.71	21972.1	21972.1	0	0	0	0	0	0	0	0	0	0	0	0	0	0	19. ACRS and Other	Tax Expen:	Tax Expense Retire La	ACRS and 20 - Year Property
0	0	0	0	0	0	0	0	0	0	0	0	0	0	0	0	0	19. ACRS and Other	Tax Expen:	Tax Expense Retire La	ACRS and 15 - Year Property
0	0	0	0	0	0	0	0	0	0	0	0	0	0	0	0	0	ACE - Pre 1990 ACRS	Tax Expen:	Tax Expense Retire La	ACRS and 15 - Year Property
3217	3217	0	0	0	0	0	0	0	0	0	0	0	0	0	0	0	19. ACRS and Other	ACRS Reg	ADR Regular	ACRS and Class Life
0	0	0	0	0	0	0	0	0	0	0	0	0	0	0	0	0	19. ACRS and Other	Tax Expen:	Tax Expense Retire La	ACRS and 10 - Year ACRS Prope
0	0	0	0	0	0	0	0	0	0	0	0	0	0	0	0	0	ACE - Pre 1990 ACRS	Tax Expen:	Tax Expense Retire La	ACRS and 10 - Year ACRS Prope
0	0	0	0	0	0	0	0	0	0	0	0	0	0	0	0	0	19. ACRS and Other	Tax Expen:	Tax Expense Retire La	ACRS and 5 - Year Property
0	0	0	0	0	0	0	0	0	0	0	0	0	0	0	0	0	ACE - Pre 1990 ACRS	Tax Expen:	Tax Expense Retire La	ACRS and 5 - Year Property
0	0	0	0	0	0	0	0	0	0	0	0	0	0	0	0	0	19. ACRS and Other	Tax Expen:	Tax Expense Retire La	ACRS and 15 - Year Property
0	0	0	0	0	0	0	0	0	0	0	0	0	0	0	0	0	ACE - Pre 1990 ACRS	Tax Expen:	Tax Expense Retire La	ACRS and 15 - Year Property
0	0	0	0	0	0	0	0	0	0	0	0	0	0	0	0	0	19. ACRS and Other	Tax Expen:	Tax Expense Retire La	ACRS and 15 - Year Property
0	0	0	0	0	0	0	0	0	0	0	0	0	0	0	0	0	ACE - Pre 1990 ACRS	Tax Expen:	Tax Expense Retire La	ACRS and 15 - Year Property
1551	0	0	0	0	0	0	0	0	0	0	0	0	0	0	0	0	AMT - ALL Property	MACRS Re	ADR Regular	MACRS
1551	0	0	0	0	0	0	0	0	0	0	0	0	0	0	0	0	AMT - ALL Property	MACRS Re	ADR Regular	MACRS
0	0	0	0	0	0	0	0	0	0	0	0	0	0	0	0	0	19. ACRS and Other	ACRS Reg	ADR Regular	ACRS and Class Life
4475	4475	0	0	0	0	0	0	0	0	0	0	0	0	0	0	0	19. ACRS and Other	ACRS Reg	ADR Regular	ACRS and Class Life
0	0.01	0.01	0	0	0	0	0	0	0	0	0	0	0	0	0	0	19. ACRS and Other	ACRS Reg	ADR Regular	ACRS and 15 - Year Property
0	0	0	0	0	0	0	0	0	0	0	0	0	0	0	0	0	ACE - Pre 1990 ACRS	ACRS Reg	ADR Regular	ACRS and 15 - Year Property
57.84	54.47	54.47	0	0	0	0	0	0	0	0	0	0	0	0	0	0	19. ACRS and Other	ACRS Reg	ADR Regular	ACRS and 5 - Year Property
57.84	54.47	54.47	0	0	0	0	0	0	0	0	0	0	0	0	0	0	ACE - Pre 1990 ACRS	ACRS Reg	ADR Regular	ACRS and 5 - Year Property
32009.56	36152.6	36152.6	0	0	0	6004.31	6004.31	0	0	0	0	0	0	0	0	0	19. ACRS and Other	ACRS Reg	ADR Regular	ACRS and 15 - Year Property
32009.56	36152.57	36152.57	0	0	0	6004.31	6004.31	0	0	0	0	0	0	0	0	0	ACE - Pre 1990 ACRS	ACRS Reg	ADR Regular	ACRS and 15 - Year Property
0	0	0	0	0	0	0	0	0	0	0	0	0	0	0	0	0	19. ACRS and Other	ACRS Reg	ADR Regular	ACRS and Class Life
0	0	0	0	0	0	0	0	0	0	0	0	0	0	0	0	0	19. ACRS and Other	Tax Expen:	Tax Expense Retire La	ACRS and 15 - Year Property
0	0	0	0	0	0	0	0	0	0	0	0	0	0	0	0	0	ACE - Pre 1990 ACRS	Tax Expen:	Tax Expense Retire La	ACRS and 15 - Year Property
0	0	0	0	0	0	0	0	0	0	0	0	0	0	0	0	0	19. ACRS and Other	Tax Expen:	Tax Expense Retire La	ACRS and 5 - Year Property
0	0	0	0	0	0	0	0	0	0	0	0	0	0	0	0	0	ACE - Pre 1990 ACRS	Tax Expen:	Tax Expense Retire La	ACRS and 5 - Year Property
0	0	0	0	0	0	0	0	0	0	0	0	0	0	0	0	0	19. ACRS and Other	Tax Expen:	Tax Expense Retire La	ACRS and 15 - Year Property
0	0	0	0	0	0	0	0	0	0	0	0	0	0	0	0	0	ACE - Pre 1990 ACRS	Tax Expen:	Tax Expense Retire La	ACRS and 15 - Year Property
0	0	0	0	0	0	0	0	0	0	0	0	0	0	0	0	0	19. ACRS and Other	Tax Expen:	Tax Expense Retire La	ACRS and Class Life
0	0	0	0	0	0	0	0	0	0	0	0	0	0	0	0	0	19. ACRS and Other	Tax Expen:	Tax Expense Retire La	ACRS and Class Life
1437.5	1437.5	0	0	0	0	0	0	0	0	0	0	0	0	0	0	0	19. ACRS and Other	ACRS Reg	ADR Regular	ACRS and Class Life
0	0	0	0	0	0	0	0	0	0	0	0	0	0	0	0	0	19. ACRS and Other	ACRS Reg	ADR Regular	ACRS and 15 - Year Property
0	0	0	0	0	0	0	0	0	0	0	0	0	0	0	0	0	ACE - Pre 1990 ACRS	ACRS Reg	ADR Regular	ACRS and 15 - Year Property
0	0	0	0	0	0	0	0	0	0	0	0	0	0	0	0	0	19. ACRS and Other	ACRS Reg	ADR Regular	ACRS and 15 - Year Property
0	0	0	0	0	0	0	0	0	0	0	0	0	0	0	0	0	ACE - Pre 1990 ACRS	ACRS Reg	ADR Regular	ACRS and 15 - Year Property
0	0	0	0	0	0	0	0	0	0	0	0	0	0	0	0	0	19. ACRS and Other	ACRS Reg	ADR Regular	ACRS and Class Life
0	0	0	0	0	0	0	0	0	0	0	0	0	0	0	0	0	19. ACRS and Other	ACRS Reg	ADR Regular	ACRS and Class Life
0	0	0	0	0	0	0	0	0	0	0	0	0	0	0	0	0	19. ACRS and Other	ACRS Reg	ADR Regular	ACRS and Class Life
0	0	0	0	0	0	0	0	0	0	0	0	0	0	0	0	0	19. ACRS and Other	ACRS Reg	ADR Regular	ACRS and Class Life
0	0	0	0	0	0	0	0	0	0	0	0	0	0	0	0	0	19. ACRS and Other	ACRS Reg	ADR Regular	ACRS and Class Life
0	0	0	0	0	0	0	0	0	0	0	0	0	0	0	0	0	19. ACRS and Other	ACRS Reg	ADR Regular	ACRS and Class Life
124.2	124.2	0	0	0	0	0	0	0	0	0	0	0	0	0	0	0	19. ACRS and Other	ACRS Reg	ADR Regular	ACRS and Class Life

0	0	0	0	0	0	0	0	0	0	0	0	0	0	0	0	0	19. ACRS and Other Tax Expen:	Tax Expense Retire La ACRS and Class Life
0	0	0	0	0	0	0	0	0	0	0	0	0	0	0	0	0	19. ACRS and Other ACRS Reg	ADR Regular ACRS and 15 - Year Property
0	0	0	0	0	0	0	0	0	0	0	0	0	0	0	0	0	ACE - Pre 1990 ACRS ACRS Reg	ADR Regular ACRS and 15 - Year Property
0	-0.01	-0.01	0	0	0	0	0	0	0	0	0	0	0	0	0	0	19. ACRS and Other ACRS Reg	ADR Regular ACRS and 15 - Year Property
0	0	0	0	0	0	0	0	0	0	0	0	0	0	0	0	0	ACE - Pre 1990 ACRS ACRS Reg	ADR Regular ACRS and 15 - Year Property
0	0	0	0	0	0	0	0	0	0	0	0	0	0	0	0	0	19. ACRS and Other ACRS Reg	ADR Regular ACRS and 15 - Year Property
0	0	0	0	0	0	0	0	0	0	0	0	0	0	0	0	0	ACE - Pre 1990 ACRS ACRS Reg	ADR Regular ACRS and 15 - Year Property
0	-0.01	-0.01	0	0	0	0	0	0	0	0	0	0	0	0	0	0	19. ACRS and Other ACRS Reg	ADR Regular ACRS and 15 - Year Property
0	0	0	0	0	0	0	0	0	0	0	0	0	0	0	0	0	ACE - Pre 1990 ACRS ACRS Reg	ADR Regular ACRS and 15 - Year Property
26914.51	29136.99	29136.99	0	2777.75	0	3787.49	3787.49	0	0	0	0	0	0	0	0	0	19. ACRS and Other ACRS Reg	ADR Regular ACRS and 15 - Year Property
26914.51	29136.96	29136.96	0	2777.75	0	3787.49	3787.49	0	0	0	0	0	0	0	0	0	ACE - Pre 1990 ACRS ACRS Reg	ADR Regular ACRS and 15 - Year Property
0	0	0	0	0	0	0	0	0	0	0	0	0	0	0	0	0	19. ACRS and Other ACRS Reg	ADR Regular ACRS and 15 - Year Property
0	0	0	0	0	0	0	0	0	0	0	0	0	0	0	0	0	ACE - Pre 1990 ACRS ACRS Reg	ADR Regular ACRS and 15 - Year Property
0	0	0	0	0	0	0	0	0	0	0	0	0	0	0	0	0	19. ACRS and Other Tax Expen:	Tax Expense Retire La ACRS and 15 - Year Property
0	0	0	0	0	0	0	0	0	0	0	0	0	0	0	0	0	ACE - Pre 1990 ACRS Tax Expen:	Tax Expense Retire La ACRS and 15 - Year Property
0	0	0	0	0	0	0	0	0	0	0	0	0	0	0	0	0	19. ACRS and Other Tax Expen:	Tax Expense Retire La ACRS and 15 - Year Property
0	0	0	0	0	0	0	0	0	0	0	0	0	0	0	0	0	ACE - Pre 1990 ACRS Tax Expen:	Tax Expense Retire La ACRS and 15 - Year Property
0	0	0	0	0	0	0	0	0	0	0	0	0	0	0	0	0	19. ACRS and Other Tax Expen:	Tax Expense Retire La ACRS and 5 - Year Property
0	0	0	0	0	0	0	0	0	0	0	0	0	0	0	0	0	ACE - Pre 1990 ACRS Tax Expen:	Tax Expense Retire La ACRS and 5 - Year Property
0	0	0	0	0	0	0	0	0	0	0	0	0	0	0	0	0	19. ACRS and Other Tax Expen:	Tax Expense Retire La ACRS and 10 - Year ACRS Prope
0	0	0	0	0	0	0	0	0	0	0	0	0	0	0	0	0	ACE - Pre 1990 ACRS Tax Expen:	Tax Expense Retire La ACRS and 10 - Year ACRS Prope
119018.21	112097.57	112097.57	0	0	0	0	0	0	0	0	0	0	0	0	0	0	19. ACRS and Other Tax Expen:	Tax Expense Retire La ACRS and 15 - Year Property
119018.21	112097.57	112097.57	0	0	0	0	0	0	0	0	0	0	0	0	0	0	ACE - Pre 1990 ACRS Tax Expen:	Tax Expense Retire La ACRS and 15 - Year Property
0	0	0	0	0	0	0	0	0	0	0	0	0	0	0	0	0	19. ACRS and Other ACRS Reg	ADR Regular ACRS and 15 - Year Property
0	0	0	0	0	0	0	0	0	0	0	0	0	0	0	0	0	ACE - Pre 1990 ACRS ACRS Reg	ADR Regular ACRS and 15 - Year Property
0	0.01	0.01	0	0	0	0	0	0	0	0	0	0	0	0	0	0	19. ACRS and Other ACRS Reg	ADR Regular ACRS and 15 - Year Property
0	0	0	0	0	0	0	0	0	0	0	0	0	0	0	0	0	ACE - Pre 1990 ACRS ACRS Reg	ADR Regular ACRS and 15 - Year Property
0	0	0	0	0	0	0	0	0	0	0	0	0	0	0	0	0	19. ACRS and Other ACRS Reg	ADR Regular ACRS and 10 - Year ACRS Prope
0	0	0	0	0	0	0	0	0	0	0	0	0	0	0	0	0	ACE - Pre 1990 ACRS ACRS Reg	ADR Regular ACRS and 10 - Year ACRS Prope
0	0	0	0	0	0	0	0	0	0	0	0	0	0	0	0	0	19. ACRS and Other ACRS Reg	ADR Regular ACRS and 10 - Year ACRS Prope
0	0	0	0	0	0	0	0	0	0	0	0	0	0	0	0	0	ACE - Pre 1990 ACRS ACRS Reg	ADR Regular ACRS and 10 - Year ACRS Prope
0	0	0	0	0	0	0	0	0	0	0	0	0	0	0	0	0	19. ACRS and Other Tax Expen:	Tax Expense Retire La ACRS and 10 - Year ACRS Prope
0	0	0	0	0	0	0	0	0	0	0	0	0	0	0	0	0	ACE - Pre 1990 ACRS Tax Expen:	Tax Expense Retire La ACRS and 10 - Year ACRS Prope
0	0	0	0	0	0	0	0	0	0	0	0	0	0	0	0	0	19. ACRS and Other ACRS Reg	ADR Regular ACRS and 15 - Year Property
0	0	0	0	0	0	0	0	0	0	0	0	0	0	0	0	0	ACE - Pre 1990 ACRS ACRS Reg	ADR Regular ACRS and 15 - Year Property
372.76	351.08	351.08	0	0	0	0	0	0	0	0	0	0	0	0	0	0	19. ACRS and Other ACRS Reg	ADR Regular ACRS and 15 - Year Property
372.76	351.08	351.08	0	0	0	0	0	0	0	0	0	0	0	0	0	0	ACE - Pre 1990 ACRS ACRS Reg	ADR Regular ACRS and 15 - Year Property
0	0	0	0	0	0	0	0	0	0	0	0	0	0	0	0	0	19. ACRS and Other Tax Expen:	Tax Expense Retire La ACRS and 15 - Year Property
0	0	0	0	0	0	0	0	0	0	0	0	0	0	0	0	0	ACE - Pre 1990 ACRS Tax Expen:	Tax Expense Retire La ACRS and 15 - Year Property
0	608.9	608.9	0	0	0	608.91	608.91	0	0	0	0	0	0	0	0	0	19. ACRS and Other ACRS Reg	ADR Regular ACRS and 15 - Year Property
0	608.91	608.91	0	0	0	608.91	608.91	0	0	0	0	0	0	0	0	0	ACE - Pre 1990 ACRS ACRS Reg	ADR Regular ACRS and 15 - Year Property
241284.22	218313.17	218313.17	0	0	0	0	0	0	0	0	0	0	0	0	0	0	19. ACRS and Other ACRS Reg	ADR Regular ACRS and 10 - Year ACRS Prope
241284.22	218313.17	218313.17	0	0	0	0	0	0	0	0	0	0	0	0	0	0	ACE - Pre 1990 ACRS ACRS Reg	ADR Regular ACRS and 10 - Year ACRS Prope
0	0	0	0	0	0	0	0	0	0	0	0	0	0	0	0	0	19. ACRS and Other ACRS Reg	ADR Regular ACRS and 15 - Year Property
0	0	0	0	0	0	0	0	0	0	0	0	0	0	0	0	0	ACE - Pre 1990 ACRS ACRS Reg	ADR Regular ACRS and 15 - Year Property
0	0	0	0	0	0	0	0	0	0	0	0	0	0	0	0	0	19. ACRS and Other Tax Expen:	Tax Expense Retire La ACRS and 10 - Year ACRS Prope
0	0	0	0	0	0	0	0	0	0	0	0	0	0	0	0	0	ACE - Pre 1990 ACRS Tax Expen:	Tax Expense Retire La ACRS and 10 - Year ACRS Prope
732332.2	803498.66	803498.66	0	9277.22	11271.08	93201.65	113749.95	20548.3	0	0	0	0	0	0	0	0	19. ACRS and Other Tax Expen:	Tax Expense Retire La ACRS and 15 - Year Property
732332.2	803498.66	803498.66	0	9277.22	11271.08	93201.65	113749.95	20548.3	0	0	0	0	0	0	0	0	ACE - Pre 1990 ACRS Tax Expen:	Tax Expense Retire La ACRS and 15 - Year Property
0	0	0	0	0	0	0	0	0	0	0	0	0	0	0	0	0	19. ACRS and Other Tax Expen:	Tax Expense Retire La ACRS and 5 - Year Property
0	0	0	0	0	0	0	0	0	0	0	0	0	0	0	0	0	ACE - Pre 1990 ACRS Tax Expen:	Tax Expense Retire La ACRS and 5 - Year Property
0	0	0	0	0	0	0	0	0	0	0	0	0	0	0	0	0	19. ACRS and Other Tax Expen:	Tax Expense Retire La ACRS and Non - Residential Real
0	0	0	0	0	0	0	0	0	0	0	0	0	0	0	0	0	ACE - Pre 1990 ACRS Tax Expen:	Tax Expense Retire La ACRS and Non - Residential Real
0	0	0	0	0	0	0	0	0	0	0	0	0	0	0	0	0	19. ACRS and Other Tax Expen:	Tax Expense Retire La ACRS and 15 - Year Property
0	0	0	0	0	0	0	0	0	0	0	0	0	0	0	0	0	ACE - Pre 1990 ACRS Tax Expen:	Tax Expense Retire La ACRS and 15 - Year Property
0	0	0	0	0	0	0	0	0	0	0	0	0	0	0	0	0	19. ACRS and Other ACRS Reg	ADR Regular ACRS and 15 - Year Property
0	0	0	0	0	0	0	0	0	0	0	0	0	0	0	0	0	ACE - Pre 1990 ACRS ACRS Reg	ADR Regular ACRS and 15 - Year Property
0	0	0	0	0	0	0	0	0	0	0	0	0	0	0	0	0	19. ACRS and Other ACRS Reg	ADR Regular ACRS and 15 - Year Property
0	0	0	0	0	0	0	0	0	0	0	0	0	0	0	0	0	ACE - Pre 1990 ACRS ACRS Reg	ADR Regular ACRS and 15 - Year Property
0	0.01	0.01	0	0	0	0	0	0	0	0	0	0	0	0	0	0	19. ACRS and Other ACRS Reg	ADR Regular ACRS and 15 - Year Property
0	0	0	0	0	0	0	0	0	0	0	0	0	0	0	0	0	ACE - Pre 1990 ACRS ACRS Reg	ADR Regular ACRS and 15 - Year Property
0	0	0	0	0	0	0	0	0	0	0	0	0	0	0	0	0	19. ACRS and Other ACRS Reg	ADR Regular ACRS and 15 - Year Property
0	0	0	0	0	0	0	0	0	0	0	0	0	0	0	0	0	ACE - Pre 1990 ACRS ACRS Reg	ADR Regular ACRS and 15 - Year Property
0	0	0	0	0	0	0	0	0	0	0	0	0	0	0	0	0	19. ACRS and Other ACRS Reg	ADR Regular ACRS and 15 - Year Property
0	0	0	0	0	0	0	0	0	0	0	0	0	0	0	0	0	ACE - Pre 1990 ACRS ACRS Reg	ADR Regular ACRS and 15 - Year Property
0	-0.01	-0.01	0	0	0	0	0	0	0	0	0	0	0	0	0	0	19. ACRS and Other ACRS Reg	ADR Regular ACRS and 15 - Year Property
0	0	0	0	0	0	0	0	0	0	0	0	0	0	0	0	0	ACE - Pre 1990 ACRS ACRS Reg	ADR Regular ACRS and 15 - Year Property
0	0.01	0.01	0	0	0	0	0	0	0	0	0	0	0	0	0	0	19. ACRS and Other ACRS Reg	ADR Regular ACRS and 15 - Year Property
0	0	0	0	0	0	0	0	0	0	0	0	0	0	0	0	0	ACE - Pre 1990 ACRS ACRS Reg	ADR Regular ACRS and 15 - Year Property
0	0.01	0.01	0	0	0	0	0	0	0	0	0	0	0	0	0	0	19. ACRS and Other ACRS Reg	ADR Regular ACRS and 15 - Year Property
0	0	0	0	0	0	0	0	0	0	0	0	0	0	0	0	0	ACE - Pre 1990 ACRS ACRS Reg	ADR Regular ACRS and 15 - Year Property
0	-0.01	-0.01	0	0	0	0	0	0	0	0	0	0	0	0	0	0	19. ACRS and Other ACRS Reg	ADR Regular ACRS and 15 - Year Property
0	0	0	0	0	0	0	0	0	0	0	0	0	0	0	0	0	ACE - Pre 1990 ACRS ACRS Reg	ADR Regular ACRS and 15 - Year Property
0	-0.01	-0.01	0	0	0	0	0	0	0	0	0	0	0	0	0	0	19. ACRS and Other ACRS Reg	ADR Regular ACRS and 15 - Year Property
0	0	0	0	0	0	0	0	0	0	0	0	0	0	0	0	0	ACE - Pre 1990 ACRS ACRS Reg	ADR Regular ACRS and 15 - Year Property
0	0	0	0	0	0	0	0	0	0	0	0	0	0	0	0	0	19. ACRS and Other ACRS Reg	ADR Regular ACRS and 15 - Year Property
0	0	0	0	0	0	0	0	0	0	0	0	0	0	0	0	0	ACE - Pre 1990 ACRS ACRS Reg	ADR Regular ACRS and 15 - Year Property
0	0.01	0.01	0	0	0	0	0	0	0	0	0	0	0	0	0	0	19. ACRS and Other ACRS Reg	ADR Regular ACRS and 15 - Year Property
0	0	0	0	0	0	0	0	0	0	0	0	0	0	0	0	0	ACE - Pre 1990 ACRS ACRS Reg	ADR Regular ACRS and 15 - Year Property
0	0	0	0	0	0	0	0	0	0	0	0	0	0	0	0	0	19. ACRS and Other ACRS Reg	ADR Regular ACRS and 15 - Year Property
0	0	0	0	0	0	0	0	0	0	0	0	0	0	0	0	0	ACE - Pre 1990 ACRS ACRS Reg	ADR Regular ACRS and 15 - Year Property
0	-0.03	-0.03	0	0	0	0	0	0	0	0	0	0	0	0	0	0	19. ACRS and Other ACRS Reg	ADR Regular ACRS and 15 - Year Property
0	0	0	0	0	0	0	0	0	0	0	0	0	0	0	0	0	ACE - Pre 1990 ACRS ACRS Reg	ADR Regular ACRS and 15 - Year Property
0	0.02	0.02	0	0	0	0	0	0	0	0	0	0	0	0	0	0	19. ACRS and Other ACRS Reg	ADR Regular ACRS and 15 - Year Property
0	0	0	0	0	0	0	0	0	0	0	0	0	0	0	0	0	ACE - Pre 1990 ACRS ACRS Reg	ADR Regular ACRS and 15 - Year Property
0	-0.01	-0.01	0	0	0	0	0	0	0	0	0	0	0	0	0	0	19. ACRS and Other ACRS Reg	ADR Regular ACRS and 15 - Year Property
0	0	0	0	0	0	0	0	0	0	0	0	0	0	0	0	0	ACE - Pre 1990 ACRS ACRS Reg	ADR Regular ACRS and 15 - Year Property
0	-0.01	-0.01	0	0	0	0	0	0	0	0	0	0	0	0	0	0	19. ACRS and Other ACRS Reg	ADR Regular ACRS and 15 - Year Property
0	0	0	0	0	0	0	0	0	0	0	0	0	0	0	0	0	ACE - Pre 1990 ACRS ACRS Reg	ADR Regular ACRS and 15 - Year Property
0	0	0	0	0	0	0	0	0	0	0	0	0	0	0	0	0	19. ACRS and Other ACRS Reg	ADR Regular ACRS and 15 - Year Property
0	0	0	0	0	0	0	0	0	0	0	0	0	0	0	0	0	ACE - Pre 1990 ACRS ACRS Reg	ADR Regular ACRS and 15 - Year Property
0	0.01	0.01	0	0	0	0	0	0	0	0	0	0	0	0	0	0	19. ACRS and Other ACRS Reg	ADR Regular ACRS and 15 - Year Property

0	0	0	0	0	0	0	0	0	0	0	0	0	0	0	0	0	ACE - Pre 1990 ACRS	ACRS Reg	ADR Regular	ACRS and 15 - Year Property
0.06	0.05	0.05	0	0	0	0	0	0	0	0	0	0	0	0	0	0	19. ACRS and Other	ACRS Reg	ADR Regular	ACRS and 15 - Year Property
0.06	0.06	0.06	0	0	0	0	0	0	0	0	0	0	0	0	0	0	ACE - Pre 1990 ACRS	ACRS Reg	ADR Regular	ACRS and 15 - Year Property
0	0	0	0	0	0	0	0	0	0	0	0	0	0	0	0	0	19. ACRS and Other	ACRS Reg	ADR Regular	ACRS and 15 - Year Property
0	0	0	0	0	0	0	0	0	0	0	0	0	0	0	0	0	ACE - Pre 1990 ACRS	ACRS Reg	ADR Regular	ACRS and 15 - Year Property
0	-0.01	-0.01	0	0	0	0	0	0	0	0	0	0	0	0	0	0	19. ACRS and Other	ACRS Reg	ADR Regular	ACRS and 15 - Year Property
0	0	0	0	0	0	0	0	0	0	0	0	0	0	0	0	0	ACE - Pre 1990 ACRS	ACRS Reg	ADR Regular	ACRS and 15 - Year Property
0	0.01	0.01	0	0	0	0	0	0	0	0	0	0	0	0	0	0	19. ACRS and Other	ACRS Reg	ADR Regular	ACRS and 15 - Year Property
0	0	0	0	0	0	0	0	0	0	0	0	0	0	0	0	0	ACE - Pre 1990 ACRS	ACRS Reg	ADR Regular	ACRS and 15 - Year Property
0	0	0	0	0	0	0	0	0	0	0	0	0	0	0	0	0	19. ACRS and Other	ACRS Reg	ADR Regular	ACRS and 15 - Year Property
0	0	0	0	0	0	0	0	0	0	0	0	0	0	0	0	0	ACE - Pre 1990 ACRS	ACRS Reg	ADR Regular	ACRS and 15 - Year Property
0	0	0	0	0	0	0	0	0	0	0	0	0	0	0	0	0	19. ACRS and Other	ACRS Reg	ADR Regular	ACRS and 15 - Year Property
0	0	0	0	0	0	0	0	0	0	0	0	0	0	0	0	0	ACE - Pre 1990 ACRS	ACRS Reg	ADR Regular	ACRS and 15 - Year Property
0	0	0	0	0	0	0	0	0	0	0	0	0	0	0	0	0	19. ACRS and Other	ACRS Reg	ADR Regular	ACRS and 15 - Year Property
0	21022.56	21022.56	0	0	0	21022.55	21022.55	0	0	0	0	0	0	0	0	0	19. ACRS and Other	ACRS Reg	ADR Regular	ACRS and 15 - Year Property
0	21022.55	21022.55	0	0	0	21022.55	21022.55	0	0	0	0	0	0	0	0	0	ACE - Pre 1990 ACRS	ACRS Reg	ADR Regular	ACRS and 15 - Year Property
49341.86	48224.86	48224.86	0	0	0	0	0	0	0	0	0	0	0	0	0	0	19. ACRS and Other	ACRS Reg	ADR Regular	ACRS and 15 - Year Property
49341.86	48224.85	48224.85	0	0	0	0	0	0	0	0	0	0	0	0	0	0	ACE - Pre 1990 ACRS	ACRS Reg	ADR Regular	ACRS and 15 - Year Property
0	0	0	0	0	0	0	0	0	0	0	0	0	0	0	0	0	19. ACRS and Other	ACRS Reg	ADR Regular	ACRS and 15 - Year Property
0	0	0	0	0	0	0	0	0	0	0	0	0	0	0	0	0	ACE - Pre 1990 ACRS	ACRS Reg	ADR Regular	ACRS and 15 - Year Property
0	0	0	0	0	0	0	0	0	0	0	0	0	0	0	0	0	19. ACRS and Other	ACRS Reg	ADR Regular	ACRS and 15 - Year Property
0	0	0	0	0	0	0	0	0	0	0	0	0	0	0	0	0	ACE - Pre 1990 ACRS	ACRS Reg	ADR Regular	ACRS and 15 - Year Property
0	0	0	0	0	0	0	0	0	0	0	0	0	0	0	0	0	19. ACRS and Other	Tax Expen	Tax Expense Retire La	ACRS and 10 - Year ACRS Prope
0	0	0	0	0	0	0	0	0	0	0	0	0	0	0	0	0	ACE - Pre 1990 ACRS	Tax Expen	Tax Expense Retire La	ACRS and 10 - Year ACRS Prope
167909.33	164108.18	164108.18	0	0	0	0	0	0	0	0	0	0	0	0	0	0	19. ACRS and Other	Tax Expen	Tax Expense Retire La	ACRS and 15 - Year Property
167909.33	164108.18	164108.18	0	0	0	0	0	0	0	0	0	0	0	0	0	0	ACE - Pre 1990 ACRS	Tax Expen	Tax Expense Retire La	ACRS and 15 - Year Property
0.48	0.46	0.46	0	0	0	0	0	0	0	0	0	0	0	0	0	0	19. ACRS and Other	ACRS Reg	ADR Regular	ACRS and 15 - Year Property
0.48	0.47	0.47	0	0	0	0	0	0	0	0	0	0	0	0	0	0	ACE - Pre 1990 ACRS	ACRS Reg	ADR Regular	ACRS and 15 - Year Property
1591.46	1555.43	1555.43	0	0	0	0	0	0	0	0	0	0	0	0	0	0	19. ACRS and Other	ACRS Reg	ADR Regular	ACRS and 15 - Year Property
1591.46	1555.43	1555.43	0	0	0	0	0	0	0	0	0	0	0	0	0	0	ACE - Pre 1990 ACRS	ACRS Reg	ADR Regular	ACRS and 15 - Year Property
0	0	0	0	0	0	0	0	0	0	0	0	0	0	0	0	0	19. ACRS and Other	ACRS Reg	ADR Regular	ACRS and 15 - Year Property
0	0	0	0	0	0	0	0	0	0	0	0	0	0	0	0	0	ACE - Pre 1990 ACRS	ACRS Reg	ADR Regular	ACRS and 15 - Year Property
0	0	0	0	0	0	0	0	0	0	0	0	0	0	0	0	0	19. ACRS and Other	ACRS Reg	ADR Regular	ACRS and 15 - Year Property
0	0	0	0	0	0	0	0	0	0	0	0	0	0	0	0	0	ACE - Pre 1990 ACRS	ACRS Reg	ADR Regular	ACRS and 15 - Year Property
0	0	0	0	0	0	0	0	0	0	0	0	0	0	0	0	0	19. ACRS and Other	ACRS Reg	ADR Regular	ACRS and 15 - Year Property
0	0	0	0	0	0	0	0	0	0	0	0	0	0	0	0	0	ACE - Pre 1990 ACRS	ACRS Reg	ADR Regular	ACRS and 15 - Year Property
0	-0.01	-0.01	0	0	0	0	0	0	0	0	0	0	0	0	0	0	19. ACRS and Other	ACRS Reg	ADR Regular	ACRS and 15 - Year Property
0	0	0	0	0	0	0	0	0	0	0	0	0	0	0	0	0	ACE - Pre 1990 ACRS	ACRS Reg	ADR Regular	ACRS and 15 - Year Property
7021.37	57962.67	57962.67	0	0	0	51100.28	51100.28	0	0	0	0	0	0	0	0	0	19. ACRS and Other	ACRS Reg	ADR Regular	ACRS and 15 - Year Property
7021.37	57962.71	57962.71	0	0	0	51100.28	51100.28	0	0	0	0	0	0	0	0	0	ACE - Pre 1990 ACRS	ACRS Reg	ADR Regular	ACRS and 15 - Year Property
6858.41	6858.41	0	0	0	0	0	0	0	0	0	0	0	0	0	0	0	19. ACRS and Other	ACRS Reg	ADR Regular	ACRS and Class Life
0	0	0	0	0	0	0	0	0	0	0	0	0	0	0	0	0	19. ACRS and Other	Tax Expen	Tax Expense Retire La	ACRS and Non - Residential Real
0	0	0	0	0	0	0	0	0	0	0	0	0	0	0	0	0	ACE - Pre 1990 ACRS	Tax Expen	Tax Expense Retire La	ACRS and Non - Residential Real
0	0	0	0	0	0	0	0	0	0	0	0	0	0	0	0	0	19. ACRS and Other	Tax Expen	Tax Expense Retire La	ACRS and 5 - Year Property
0	0	0	0	0	0	0	0	0	0	0	0	0	0	0	0	0	ACE - Pre 1990 ACRS	Tax Expen	Tax Expense Retire La	ACRS and 5 - Year Property
0	0	0	0	0	0	0	0	0	0	0	0	0	0	0	0	0	19. ACRS and Other	ACRS Reg	ADR Regular	ACRS and Non - Residential Real
0	0	0	0	0	0	0	0	0	0	0	0	0	0	0	0	0	ACE - Pre 1990 ACRS	ACRS Reg	ADR Regular	ACRS and Non - Residential Real
0	0	0	0	0	0	0	0	0	0	0	0	0	0	0	0	0	19. ACRS and Other	ACRS Reg	ADR Regular	ACRS and Non - Residential Real
0	0	0	0	0	0	0	0	0	0	0	0	0	0	0	0	0	ACE - Pre 1990 ACRS	ACRS Reg	ADR Regular	ACRS and Non - Residential Real
0	-0.01	-0.01	0	0	0	0	0	0	0	0	0	0	0	0	0	0	19. ACRS and Other	ACRS Reg	ADR Regular	ACRS and Non - Residential Real
0	0	0	0	0	0	0	0	0	0	0	0	0	0	0	0	0	ACE - Pre 1990 ACRS	ACRS Reg	ADR Regular	ACRS and Non - Residential Real
17572.51	17572.51	0	0	0	0	0	0	0	0	0	0	0	0	0	0	0	19. ACRS and Other	ACRS Reg	ADR Regular	ACRS and Class Life
4905705.32	5030169.99	5030169.99	0	0	0	591503.78	591503.78	0	0	0	0	0	0	0	0	0	19. ACRS and Other	Tax Expen	Tax Expense Retire La	ACRS and 15 - Year Property
4905705.32	5030169.98	5030169.98	0	0	0	591503.78	591503.78	0	0	0	0	0	0	0	0	0	ACE - Pre 1990 ACRS	Tax Expen	Tax Expense Retire La	ACRS and 15 - Year Property
84621.46	76596.01	76596.01	0	0	0	30.78	30.78	0	0	0	0	0	0	0	0	0	19. ACRS and Other	Tax Expen	Tax Expense Retire La	ACRS and 10 - Year ACRS Prope
84621.46	76596.03	76596.03	0	0	0	30.78	30.78	0	0	0	0	0	0	0	0	0	ACE - Pre 1990 ACRS	Tax Expen	Tax Expense Retire La	ACRS and 10 - Year ACRS Prope
0	0	0	0	0	0	0	0	0	0	0	0	0	0	0	0	0	19. ACRS and Other	Tax Expen	Tax Expense Retire La	ACRS and 5 - Year Property
0	0	0	0	0	0	0	0	0	0	0	0	0	0	0	0	0	ACE - Pre 1990 ACRS	Tax Expen	Tax Expense Retire La	ACRS and 5 - Year Property
0	0	0	0	0	0	0	0	0	0	0	0	0	0	0	0	0	19. ACRS and Other	Tax Expen	Tax Expense Retire La	ACRS and 15 - Year Property
0	0	0	0	0	0	0	0	0	0	0	0	0	0	0	0	0	ACE - Pre 1990 ACRS	Tax Expen	Tax Expense Retire La	ACRS and 15 - Year Property
3666	0	0	0	0	0	0	0	0	0	0	0	0	0	0	0	0	AMT - ALL Property	MACRS Re	ADR Regular	MACRS
3666	0	0	0	0	0	0	0	0	0	0	0	0	0	0	0	0	AMT - ALL Property	MACRS Re	ADR Regular	MACRS
0	0	0	0	0	0	0	0	0	0	0	0	0	0	0	0	0	19. ACRS and Other	ACRS Reg	ADR Regular	ACRS and Non - Residential Real
0	0	0	0	0	0	0	0	0	0	0	0	0	0	0	0	0	ACE - Pre 1990 ACRS	ACRS Reg	ADR Regular	ACRS and Non - Residential Real
0	0	0	0	0	0	0	0	0	0	0	0	0	0	0	0	0	19. ACRS and Other	ACRS Reg	ADR Regular	ACRS and 15 - Year Property
0	0	0	0	0	0	0	0	0	0	0	0	0	0	0	0	0	ACE - Pre 1990 ACRS	ACRS Reg	ADR Regular	ACRS and 15 - Year Property
17045.5	17045.5	0	0	0	0	0	0	0	0	0	0	0	0	0	0	0	19. ACRS and Other	ACRS Reg	ADR Regular	ACRS and Class Life
114875.4	114875.4	0	0	0	0	0	0	0	0	0	0	0	0	0	0	0	19. ACRS and Other	ACRS Reg	ADR Regular	ACRS and Class Life
0	0	0	0	0	0	0	0	0	0	0	0	0	0	0	0	0	19. ACRS and Other	Tax Expen	Tax Expense Retire La	ACRS and 15 - Year Property
0	0	0	0	0	0	0	0	0	0	0	0	0	0	0	0	0	ACE - Pre 1990 ACRS	Tax Expen	Tax Expense Retire La	ACRS and 15 - Year Property
0	0	0	0	0	0	0	0	0	0	0	0	0	0	0	0	0	19. ACRS and Other	Tax Expen	Tax Expense Retire La	ACRS and 15 - Year Property
0	0	0	0	0	0	0	0	0	0	0	0	0	0	0	0	0	ACE - Pre 1990 ACRS	Tax Expen	Tax Expense Retire La	ACRS and 15 - Year Property
5906006.71	5345175.05	5345175.05	0	0	0	1439.39	1439.39	0	0	0	0	0	0	0	0	0	19. ACRS and Other	Tax Expen	Tax Expense Retire La	ACRS and 15 - Year Property
5906006.71	5345175.08	5345175.08	0	0	0	1439.39	1439.39	0	0	0	0	0	0	0	0	0	ACE - Pre 1990 ACRS	Tax Expen	Tax Expense Retire La	ACRS and 15 - Year Property
2345813.77	2555420.31	2555420.31	0	6141.27	7852.53	300531.15	314524.94	13993.79	0	0	0	0	0	0	0	0	19. ACRS and Other	Tax Expen	Tax Expense Retire La	ACRS and Non - Residential Real
2345813.77	2555420.31	2395698.99	0	6141.27	7852.53	300531.15	314524.94	13993.79	0	0	0	0	0	0	0	0	ACE - Pre 1990 ACRS	Tax Expen	Tax Expense Retire La	ACRS and Non - Residential Real
175990.09	175990.09	175990.09	0	0	0	0	0	0	0	0	0	0	0	0	0	0	3-Year Property	Tax Expen	Tax Expense Retire La	MACRS 3 - Year Property
0	0	0	0	0	0	0	0	0	0	0	0	0	0	0	0	0	NON-Depreciable	MACRS Re	ADR Regular	MACRS Class Life
0	0	0	0	0	0	0	0	0	0	0	0	0	0	0	0	0	15-Year Property	Tax Expen	Tax Expense Retire La	MACRS 15 - Year Property
0	0	0	0	0	0	0	0	0	0	0	0	0	0	0	0	0	ACE - Pre 1990 MACF	Tax Expen	Tax Expense Retire La	MACRS 15 - Year Property
0	0	0	0	0	0	0	0	0	0	0	0	0	0	0	0	0	AMT - ALL Property	Tax Expen	Tax Expense Retire La	MACRS 15 - Year Property
3785	0	0	0	0	0	0	0	0	0	0	0	0	0	0	0	0	AMT - ALL Property	MACRS Re	ADR Regular	MACRS
3785	0	0	0	0	0	0	0	0	0	0	0	0	0	0	0	0	AMT - ALL Property	MACRS Re	ADR Regular	MACRS
13683	13683	0	0	0	0	0	0	0	0	0	0	0	0	0	0	0	NON-Depreciable	MACRS Re	ADR Regular	MACRS Class Life
0	0	0	0	0	0	0	0	0	0	0	0	0	0	0	0	0	3-Year Property	MACRS Re	ADR Regular	MACRS 3 - Year Property
0	0	0	0	0	0	0	0	0	0	0	0	0	0	0	0	0	7-Year Property	Tax Expen	Tax Expense Retire La	MACRS 7 - Year Property
0	0	0	0	0	0	0	0	0	0	0	0	0	0	0	0	0	ACE - Pre 1990 MACF	Tax Expen	Tax Expense Retire La	MACRS 7 - Year Property
0	0	0	0	0	0	0	0	0	0	0	0	0	0	0	0	0	AMT - ALL Property	Tax Expen	Tax Expense Retire La	MACRS 7 - Year Property
2040	2040	2040	0	0	0	0	0	0	0	0	0	0	0	0	0	0	20-Year Property	Tax Expen	Tax Expense Retire La	MACRS Class Life
2040	2040	2040	0	0	0	0	0	0	0	0	0	0	0	0	0	0	ACE - Pre 1990 MACF	Tax Expen	Tax Expense Retire La	MACRS Class Life
2040	2040	2040	0	0	0	0	0	0	0	0	0	0	0	0	0	0	AMT - ALL Property	Tax Expen	Tax Expense Retire La	MACRS Class Life

22991376.02	21523341	21523341	0	0	20327.91	146161.17	166489.08	20327.91	0	0	0	0	0	0	0	0	20-Year Property	Tax Expen:	Tax Expense Retire La	MACRS	20 - Year Property
22991376.02	21523341.01	21523341.01	0	0	20327.91	146161.17	166489.08	20327.91	0	0	0	0	0	0	0	0	ACE - Pre 1990 MACF	Tax Expen:	Tax Expense Retire La	MACRS	20 - Year Property
22991376.02	21523341.01	21523341.01	0	0	20327.91	146161.17	166489.08	20327.91	0	0	0	0	0	0	0	0	AMT - ALL Property	Tax Expen:	Tax Expense Retire La	MACRS	20 - Year Property
0	0	0	0	0	0	0	0	0	0	0	0	0	0	0	0	0	3-Year Property	MACRS Re	ADR Regular	MACRS	3 - Year Property
2326.67	2274	2274	0	0	0	0	0	0	0	0	0	0	0	0	0	0	5-Year Property	Tax Expen:	Tax Expense Retire La	MACRS	5 - Year Property
2326.67	2274	2274	0	0	0	0	0	0	0	0	0	0	0	0	0	0	ACE - Pre 1990 MACF	Tax Expen:	Tax Expense Retire La	MACRS	5 - Year Property
2326.67	2274	2274	0	0	0	0	0	0	0	0	0	0	0	0	0	0	AMT - ALL Property	Tax Expen:	Tax Expense Retire La	MACRS	5 - Year Property
0	0	0	0	0	0	0	0	0	0	0	0	0	0	0	0	0	3-Year Property	MACRS Re	ADR Regular	MACRS	3 - Year Property
1532	1218.15	1218.15	0	0	0	0	0	0	0	0	0	0	0	0	0	0	15-Year Property	Tax Expen:	Tax Expense Retire La	MACRS	15 - Year Property
1532	1218.15	1218.15	0	0	0	0	0	0	0	0	0	0	0	0	0	0	ACE - Pre 1990 MACF	Tax Expen:	Tax Expense Retire La	MACRS	15 - Year Property
1532	1218.15	1218.15	0	0	0	0	0	0	0	0	0	0	0	0	0	0	AMT - ALL Property	Tax Expen:	Tax Expense Retire La	MACRS	15 - Year Property
44369.3	35279.78	35279.78	0	0	0	0	0	0	0	0	0	0	0	0	0	0	15-Year Property	Tax Expen:	Tax Expense Retire La	MACRS	15 - Year Property
44369.3	35279.78	35279.78	0	0	0	0	0	0	0	0	0	0	0	0	0	0	ACE - Pre 1990 MACF	Tax Expen:	Tax Expense Retire La	MACRS	15 - Year Property
44369.3	35279.78	35279.78	0	0	0	0	0	0	0	0	0	0	0	0	0	0	AMT - ALL Property	Tax Expen:	Tax Expense Retire La	MACRS	15 - Year Property
32381.88	25393.04	25393.04	0	0	0	0	0	0	0	0	0	0	0	0	0	0	7-Year Property	Tax Expen:	Tax Expense Retire La	MACRS	7 - Year Property
32381.88	25393.05	25393.05	0	0	0	0	0	0	0	0	0	0	0	0	0	0	ACE - Pre 1990 MACF	Tax Expen:	Tax Expense Retire La	MACRS	7 - Year Property
32381.88	25393.05	25393.05	0	0	0	0	0	0	0	0	0	0	0	0	0	0	AMT - ALL Property	Tax Expen:	Tax Expense Retire La	MACRS	7 - Year Property
598.47	469.3	469.3	0	0	0	0	0	0	0	0	0	0	0	0	0	0	7-Year Property	Tax Expen:	Tax Expense Retire La	MACRS	7 - Year Property
598.47	469.31	469.31	0	0	0	0	0	0	0	0	0	0	0	0	0	0	ACE - Pre 1990 MACF	Tax Expen:	Tax Expense Retire La	MACRS	7 - Year Property
598.47	469.31	469.31	0	0	0	0	0	0	0	0	0	0	0	0	0	0	AMT - ALL Property	Tax Expen:	Tax Expense Retire La	MACRS	7 - Year Property
30421.76	45445.39	45445.39	0	169.68	0	21086.18	21255.86	169.68	0	0	0	0	0	0	0	0	15-Year Property	Tax Expen:	Tax Expense Retire La	MACRS	15 - Year Property
30421.76	45445.41	45445.41	0	169.68	0	21086.18	21255.86	169.68	0	0	0	0	0	0	0	0	ACE - Pre 1990 MACF	Tax Expen:	Tax Expense Retire La	MACRS	15 - Year Property
30421.76	45445.41	45445.41	0	169.68	0	21086.18	21255.86	169.68	0	0	0	0	0	0	0	0	AMT - ALL Property	Tax Expen:	Tax Expense Retire La	MACRS	15 - Year Property
161551.01	189060.46	189060.46	0	2330.41	553.62	57720.88	60604.91	2884.03	0	0	0	0	0	0	0	0	15-Year Property	Tax Expen:	Tax Expense Retire La	MACRS	15 - Year Property
161551.01	189060.47	189060.47	0	2330.41	553.62	57720.88	60604.91	2884.03	0	0	0	0	0	0	0	0	ACE - Pre 1990 MACF	Tax Expen:	Tax Expense Retire La	MACRS	15 - Year Property
161551.01	189060.47	189060.47	0	2330.41	553.62	57720.88	60604.91	2884.03	0	0	0	0	0	0	0	0	AMT - ALL Property	Tax Expen:	Tax Expense Retire La	MACRS	15 - Year Property
1263.71	1473.2	1473.2	0	18.22	4.33	445.82	468.36	22.54	0	0	0	0	0	0	0	0	15-Year Property	Tax Expen:	Tax Expense Retire La	MACRS	15 - Year Property
1263.71	1473.18	1473.18	0	18.22	4.33	445.82	468.36	22.54	0	0	0	0	0	0	0	0	ACE - Pre 1990 MACF	Tax Expen:	Tax Expense Retire La	MACRS	15 - Year Property
1263.71	1473.18	1473.18	0	18.22	4.33	445.82	468.36	22.54	0	0	0	0	0	0	0	0	AMT - ALL Property	Tax Expen:	Tax Expense Retire La	MACRS	15 - Year Property
2281.61	2660.78	2660.78	0	32.91	7.82	805.87	846.6	40.73	0	0	0	0	0	0	0	0	15-Year Property	Tax Expen:	Tax Expense Retire La	MACRS	15 - Year Property
2281.61	2660.81	2660.81	0	32.91	7.82	805.87	846.6	40.73	0	0	0	0	0	0	0	0	ACE - Pre 1990 MACF	Tax Expen:	Tax Expense Retire La	MACRS	15 - Year Property
2281.61	2660.81	2660.81	0	32.91	7.82	805.87	846.6	40.73	0	0	0	0	0	0	0	0	AMT - ALL Property	Tax Expen:	Tax Expense Retire La	MACRS	15 - Year Property
2736.99	3191.93	3191.93	0	39.49	9.37	966.76	1015.63	48.87	0	0	0	0	0	0	0	0	15-Year Property	Tax Expen:	Tax Expense Retire La	MACRS	15 - Year Property
2736.99	3191.93	3191.93	0	39.49	9.37	966.76	1015.63	48.87	0	0	0	0	0	0	0	0	ACE - Pre 1990 MACF	Tax Expen:	Tax Expense Retire La	MACRS	15 - Year Property
2736.99	3191.93	3191.93	0	39.49	9.37	966.76	1015.63	48.87	0	0	0	0	0	0	0	0	AMT - ALL Property	Tax Expen:	Tax Expense Retire La	MACRS	15 - Year Property
208546.25	203878.56	203878.56	0	3008.34	714.66	34332.21	38055.21	3723	0	0	0	0	0	0	0	0	15-Year Property	Tax Expen:	Tax Expense Retire La	MACRS	15 - Year Property
208546.25	203878.55	203878.55	0	3008.34	714.66	34332.21	38055.21	3723	0	0	0	0	0	0	0	0	ACE - Pre 1990 MACF	Tax Expen:	Tax Expense Retire La	MACRS	15 - Year Property
208546.25	203878.55	203878.55	0	3008.34	714.66	34332.21	38055.21	3723	0	0	0	0	0	0	0	0	AMT - ALL Property	Tax Expen:	Tax Expense Retire La	MACRS	15 - Year Property
219979.26	205805.69	205805.69	0	3173.27	753.85	26964.43	30891.54	3927.11	0	0	0	0	0	0	0	0	15-Year Property	Tax Expen:	Tax Expense Retire La	MACRS	15 - Year Property
219979.26	205805.69	205805.69	0	3173.27	753.85	26964.43	30891.54	3927.11	0	0	0	0	0	0	0	0	ACE - Pre 1990 MACF	Tax Expen:	Tax Expense Retire La	MACRS	15 - Year Property
219979.26	205805.69	205805.69	0	3173.27	753.85	26964.43	30891.54	3927.11	0	0	0	0	0	0	0	0	AMT - ALL Property	Tax Expen:	Tax Expense Retire La	MACRS	15 - Year Property
20958700.22	25491155.32	25491155.32	0	334659.4	77929.25	8413479.4	8826068.07	412588.7	0	0	0	0	0	0	0	0	15-Year Property	Tax Expen:	Tax Expense Retire La	MACRS	15 - Year Property
20958700.22	25491155.29	25491155.29	0	334659.4	77929.25	8413479.4	8826068.07	412588.7	0	0	0	0	0	0	0	0	ACE - Pre 1990 MACF	Tax Expen:	Tax Expense Retire La	MACRS	15 - Year Property
20958700.22	25491155.29	25491155.29	0	334659.4	77929.25	8413479.4	8826068.07	412588.7	0	0	0	0	0	0	0	0	AMT - ALL Property	Tax Expen:	Tax Expense Retire La	MACRS	15 - Year Property
2678.01	2505.48	2505.48	0	38.64	9.18	328.27	376.08	47.81	0	0	0	0	0	0	0	0	15-Year Property	Tax Expen:	Tax Expense Retire La	MACRS	15 - Year Property
2678.01	2505.48	2505.48	0	38.64	9.18	328.27	376.08	47.81	0	0	0	0	0	0	0	0	ACE - Pre 1990 MACF	Tax Expen:	Tax Expense Retire La	MACRS	15 - Year Property
2678.01	2505.48	2505.48	0	38.64	9.18	328.27	376.08	47.81	0	0	0	0	0	0	0	0	AMT - ALL Property	Tax Expen:	Tax Expense Retire La	MACRS	15 - Year Property
791720.22	874856.45	874856.45	0	21487.73	0	223840.72	245328.45	21487.73	0	0	0	0	0	0	0	0	15-Year Property	Tax Expen:	Tax Expense Retire La	MACRS	15 - Year Property
791720.22	874856.42	874856.42	0	21487.73	0	223840.72	245328.45	21487.73	0	0	0	0	0	0	0	0	ACE - Pre 1990 MACF	Tax Expen:	Tax Expense Retire La	MACRS	15 - Year Property
791720.22	874856.42	874856.42	0	21487.73	0	223840.72	245328.45	21487.73	0	0	0	0	0	0	0	0	AMT - ALL Property	Tax Expen:	Tax Expense Retire La	MACRS	15 - Year Property
748568.7	772526.26	772526.26	0	833.96	0	176475.9	177309.86	833.96	0	0	0	0	0	0	0	0	15-Year Property	Tax Expen:	Tax Expense Retire La	MACRS	15 - Year Property
748568.7	772526.22	772526.22	0	833.96	0	176475.9	177309.86	833.96	0	0	0	0	0	0	0	0	ACE - Pre 1990 MACF	Tax Expen:	Tax Expense Retire La	MACRS	15 - Year Property
748568.7	772526.22	772526.22	0	833.96	0	176475.9	177309.86	833.96	0	0	0	0	0	0	0	0	AMT - ALL Property	Tax Expen:	Tax Expense Retire La	MACRS	15 - Year Property
163249.73	136218.74	136218.74	0	181.87	0	6230.61	6412.48	181.87	0	0	0	0	0	0	0	0	15-Year Property	Tax Expen:	Tax Expense Retire La	MACRS	15 - Year Property
163249.73	136218.74	136218.74	0	181.87	0	6230.61	6412.48	181.87	0	0	0	0	0	0	0	0	ACE - Pre 1990 MACF	Tax Expen:	Tax Expense Retire La	MACRS	15 - Year Property
163249.73	136218.74	136218.74	0	181.87	0	6230.61	6412.48	181.87	0	0	0	0	0	0	0	0	AMT - ALL Property	Tax Expen:	Tax Expense Retire La	MACRS	15 - Year Property
953583.41	811474.56	811474.56	0	0	0	53242.83	53242.83	0	0	0	0	0	0	0	0	0	15-Year Property	Tax Expen:	Tax Expense Retire La	MACRS	15 - Year Property
953583.41	811474.54	811474.54	0	0	0	53242.83	53242.83	0	0	0	0	0	0	0	0	0	ACE - Pre 1990 MACF	Tax Expen:	Tax Expense Retire La	MACRS	15 - Year Property
953583.41	811474.54	811474.54	0	0	0	53242.83	53242.83	0	0	0	0	0	0	0	0	0	AMT - ALL Property	Tax Expen:	Tax Expense Retire La	MACRS	15 - Year Property
0	0	0	0	0	0	0	0	0	0	0	0	0	0	0	0	0	15-Year Property	Tax Expen:	Tax Expense Retire La	MACRS	15 - Year Property
0	0	0	0	0	0	0	0	0	0	0	0	0	0	0	0	0	ACE - Pre 1990 MACF	Tax Expen:	Tax Expense Retire La	MACRS	15 - Year Property
0	0	0	0	0	0	0	0	0	0	0	0	0	0	0	0	0	AMT - ALL Property	Tax Expen:	Tax Expense Retire La	MACRS	15 - Year Property
354048	1004201.65	1004201.65	0	102684.7	0	619999.37	722684.11	102684.7	0	0	0	0	0	0	0	0	15-Year Property	Tax Expen:	Tax Expense Retire La	MACRS	15 - Year Property
354048	1004201.62	1004201.62	0	102684.7	0	619999.37	722684.11	102684.7	0	0	0	0	0	0	0	0	ACE - Pre 1990 MACF	Tax Expen:	Tax Expense Retire La	MACRS	15 - Year Property
354048	1004201.62	1004201.62	0	102684.7	0	619999.37	722684.11	102684.7	0	0	0	0	0	0	0	0	AMT - ALL Property	Tax Expen:	Tax Expense Retire La	MACRS	15 - Year Property
0	0	0	0	0	0	0	0	0	0	0	0	0	0	0	0	0	15-Year Property	Tax Expen:	Tax Expense Retire La	MACRS	15 - Year Property
0	0	0	0	0	0	0	0	0	0	0	0	0	0	0	0	0	ACE - Pre 1990 MACF	Tax Expen:	Tax Expense Retire La	MACRS	15 - Year Property
0	0	0	0	0	0	0	0	0	0	0	0	0	0	0	0	0	AMT - ALL Property	Tax Expen:	Tax Expense Retire La	MACRS	15 - Year Property
14511886.47	13702388.83	13702388.83	0	-4959330	0	7016298.2	2056968.63	-4959330	0	0	0	0	0	0	0	0	15-Year Property	Tax Expen:	Tax Expense Retire La	MACRS	15 - Year Property
14511886.47	13702388.86	13702388.86	0	-4959330	0	7016298.2	2056968.63	-4959330	0	0	0	0	0	0	0	0	ACE - Pre 1990 MACF	Tax Expen:	Tax Expense Retire La	MACRS	15 - Year Property
14511886.47	13702388.86	13702388.86	0	-4959330	0	7016298.2	2056968.63	-4959330	0	0	0	0	0	0	0	0	AMT - ALL Property	Tax Expen:	Tax Expense Retire La	MACRS	15 - Year Property
0	0	0	0	0	0	0	0	0	0	0	0	0	0	0	0	0	3-Year Property	MACRS Re	ADR Regular	MACRS	3 - Year Property
0	0	0	0	0	0	0	0	0	0	0	0	0	0	0	0	0	5-Year Property	MACRS Re	ADR Regular	MACRS	5 - Year Property
0	0	0	0	0	0	0	0	0	0	0	0	0	0	0	0	0	ACE - Pre 1990 MACF	MACRS Re	ADR Regular	MACRS	5 - Year Property
0	0	0	0	0	0	0	0	0	0	0	0	0	0	0	0	0	AMT - ALL Property	MACRS Re	ADR Regular	MACRS	5 - Year Property
0	0	0	0	0	0	0	0	0	0	0	0	0	0	0	0	0	3-Year Property	MACRS Re	ADR Regular	MACRS	3 - Year Property
619325.3	541522.48	541522.48	0	0	0	0	0	0	0	0	0	0	0	0	0	0	Non-Residential Real I	MACRS Re	ADR Regular	MACRS	Non - Residential Real
619325.3	541522.48	480598.47	0	0	0	0	0	0	0	0	0	0	0	0	0	0	ACE - Pre 1990 MACF	MACRS Re	ADR Regular	MACRS	Non - Residential Real
619325.3	541522.48	486557.97	0	0	0	0	0	0	0	0	0	0	0	0	0	0	AMT - ALL Property	MACRS Re	ADR Regular	MACRS	Non - Residential Real
169707.28	148387.84	148387.84	0	0	0	0	0	0	0	0	0	0	0	0	0	0	Non-Residential Real I	MACRS Re	ADR Regular	MACRS	Non - Residential Real
169707.28	148387.85	131693.47	0	0	0	0	0	0	0	0	0	0	0	0	0	0	ACE - Pre 1990 MACF	MACRS Re	ADR Regular	MACRS	Non - Residential Real
169707.28	148387.85	133326.51	0	0	0	0	0	0	0	0	0	0	0	0	0	0	AMT - ALL Property	MACRS Re	ADR Regular	MACRS	Non - Residential Real
7461.49	6524.14	6524.14	0	0	0	0	0	0	0	0	0	0	0	0	0	0	Non-Residential Real I	MACRS Re	ADR Regular	MACRS	Non - Residential Real
7461.49	6524.14	5790.14	0	0	0	0	0	0	0	0	0	0	0	0	0	0	ACE - Pre 1990 MACF	MACRS Re	ADR Regular	MACRS	Non - Residential Real
7461.49	6524.14	5861.94	0	0	0	0	0	0	0	0	0	0	0	0	0	0	AMT - ALL Property	MACRS Re	ADR Regular	MACRS	Non - Residential Real
1430.01	2417.68	2417.68	0	0	0	0	0	0	0	0	0	0	0	0	0	0	Non-Residential Real I	MACRS Re	ADR Regular	MACRS	Non - Residential Real
1430.01	2417.68	2145.68	0	0	0	0	0	0	0	0	0	0	0	0	0	0	ACE - Pre 1990 MACF	MACRS Re	ADR Regular	MACRS	Non - Residential Real
1430.01	2417.68	2172.29	0	0	0	0	0	0	0	0	0	0	0	0	0	0	AMT - ALL Property	MACRS Re	ADR Regular	MACRS	Non - Residential Real
0	0	0	0	0	0	0	0	0	0	0	0	0	0	0	0	0	7-Year Property	MACRS Re	ADR Regular	MACRS	7 - Year Property
0	0	0	0	0	0	0	0	0	0	0	0	0	0	0	0	0	ACE - Pre 1990 MACF	MACRS Re	ADR Regular	MACRS	7 - Year Property
0	0	0	0	0	0	0	0	0	0	0	0	0	0	0	0	0	AMT - ALL Property	MACRS Re	ADR Regular	MACRS	7 - Year Property
106122.72	84382.31	84382.31	0	0	0	0	0	0	0	0	0	0	0	0	0	0	15-Year Property	MACRS Re	ADR Regular	MACRS	15 - Year Property

106122.72	84382.31	84382.31	0	0	0	0	0	0	0	0	0	0	0	0	0	0	ACE - Pre 1990 MACF	MACRS Re	ADR Regular	MACRS	15 - Year Property
106122.72	84382.31	84382.31	0	0	0	0	0	0	0	0	0	0	0	0	0	0	AMT - ALL Property	MACRS Re	ADR Regular	MACRS	15 - Year Property
8329.72	6623.29	6623.29	0	0	0	0	0	0	0	0	0	0	0	0	0	0	15-Year Property	MACRS Re	ADR Regular	MACRS	15 - Year Property
8329.72	6623.29	6623.29	0	0	0	0	0	0	0	0	0	0	0	0	0	0	ACE - Pre 1990 MACF	MACRS Re	ADR Regular	MACRS	15 - Year Property
8329.72	6623.29	6623.29	0	0	0	0	0	0	0	0	0	0	0	0	0	0	AMT - ALL Property	MACRS Re	ADR Regular	MACRS	15 - Year Property
54406.01	42663.81	42663.81	0	0	0	0	0	0	0	0	0	0	0	0	0	0	7-Year Property	MACRS Re	ADR Regular	MACRS	7 - Year Property
54406.01	42663.81	42663.81	0	0	0	0	0	0	0	0	0	0	0	0	0	0	ACE - Pre 1990 MACF	MACRS Re	ADR Regular	MACRS	7 - Year Property
54406.01	42663.81	42663.81	0	0	0	0	0	0	0	0	0	0	0	0	0	0	AMT - ALL Property	MACRS Re	ADR Regular	MACRS	7 - Year Property
4012.69	3146.64	3146.64	0	0	0	0	0	0	0	0	0	0	0	0	0	0	7-Year Property	MACRS Re	ADR Regular	MACRS	7 - Year Property
4012.69	3146.64	3146.64	0	0	0	0	0	0	0	0	0	0	0	0	0	0	ACE - Pre 1990 MACF	MACRS Re	ADR Regular	MACRS	7 - Year Property
4012.69	3146.64	3146.64	0	0	0	0	0	0	0	0	0	0	0	0	0	0	AMT - ALL Property	MACRS Re	ADR Regular	MACRS	7 - Year Property
2449.24	1920.63	1920.63	0	0	0	0	0	0	0	0	0	0	0	0	0	0	7-Year Property	MACRS Re	ADR Regular	MACRS	7 - Year Property
2449.24	1920.63	1920.63	0	0	0	0	0	0	0	0	0	0	0	0	0	0	ACE - Pre 1990 MACF	MACRS Re	ADR Regular	MACRS	7 - Year Property
2449.24	1920.63	1920.63	0	0	0	0	0	0	0	0	0	0	0	0	0	0	AMT - ALL Property	MACRS Re	ADR Regular	MACRS	7 - Year Property
145340.91	113972.64	113972.64	0	0	0	0	0	0	0	0	0	0	0	0	0	0	7-Year Property	MACRS Re	ADR Regular	MACRS	7 - Year Property
145340.91	113972.63	113972.63	0	0	0	0	0	0	0	0	0	0	0	0	0	0	ACE - Pre 1990 MACF	MACRS Re	ADR Regular	MACRS	7 - Year Property
145340.91	113972.63	113972.63	0	0	0	0	0	0	0	0	0	0	0	0	0	0	AMT - ALL Property	MACRS Re	ADR Regular	MACRS	7 - Year Property
27856	21843.99	21843.99	0	0	0	0	0	0	0	0	0	0	0	0	0	0	7-Year Property	MACRS Re	ADR Regular	MACRS	7 - Year Property
27856	21843.99	21843.99	0	0	0	0	0	0	0	0	0	0	0	0	0	0	ACE - Pre 1990 MACF	MACRS Re	ADR Regular	MACRS	7 - Year Property
27856	21843.99	21843.99	0	0	0	0	0	0	0	0	0	0	0	0	0	0	AMT - ALL Property	MACRS Re	ADR Regular	MACRS	7 - Year Property
0	0	0	0	0	0	0	0	0	0	0	0	0	0	0	0	0	7-Year Property	MACRS Re	ADR Regular	MACRS	7 - Year Property
0	0	0	0	0	0	0	0	0	0	0	0	0	0	0	0	0	ACE - Pre 1990 MACF	MACRS Re	ADR Regular	MACRS	7 - Year Property
0	0	0	0	0	0	0	0	0	0	0	0	0	0	0	0	0	AMT - ALL Property	MACRS Re	ADR Regular	MACRS	7 - Year Property
5359.54	4202.83	4202.83	0	0	0	0	0	0	0	0	0	0	0	0	0	0	7-Year Property	MACRS Re	ADR Regular	MACRS	7 - Year Property
5359.54	4202.83	4202.83	0	0	0	0	0	0	0	0	0	0	0	0	0	0	ACE - Pre 1990 MACF	MACRS Re	ADR Regular	MACRS	7 - Year Property
5359.54	4202.83	4202.83	0	0	0	0	0	0	0	0	0	0	0	0	0	0	AMT - ALL Property	MACRS Re	ADR Regular	MACRS	7 - Year Property
8129.98	6375.33	6375.33	0	0	0	0	0	0	0	0	0	0	0	0	0	0	7-Year Property	MACRS Re	ADR Regular	MACRS	7 - Year Property
8129.98	6375.33	6375.33	0	0	0	0	0	0	0	0	0	0	0	0	0	0	ACE - Pre 1990 MACF	MACRS Re	ADR Regular	MACRS	7 - Year Property
8129.98	6375.33	6375.33	0	0	0	0	0	0	0	0	0	0	0	0	0	0	AMT - ALL Property	MACRS Re	ADR Regular	MACRS	7 - Year Property
7893.06	6189.53	6189.53	0	0	0	0	0	0	0	0	0	0	0	0	0	0	7-Year Property	MACRS Re	ADR Regular	MACRS	7 - Year Property
7893.06	6189.53	6189.53	0	0	0	0	0	0	0	0	0	0	0	0	0	0	ACE - Pre 1990 MACF	MACRS Re	ADR Regular	MACRS	7 - Year Property
7893.06	6189.53	6189.53	0	0	0	0	0	0	0	0	0	0	0	0	0	0	AMT - ALL Property	MACRS Re	ADR Regular	MACRS	7 - Year Property
73774.82	79757.91	79757.91	0	0	0	21905.59	21905.59	0	0	0	0	0	0	0	0	0	7-Year Property	MACRS Re	ADR Regular	MACRS	7 - Year Property
73774.82	79757.93	79757.93	0	0	0	21905.59	21905.59	0	0	0	0	0	0	0	0	0	ACE - Pre 1990 MACF	MACRS Re	ADR Regular	MACRS	7 - Year Property
73774.82	79757.93	79757.93	0	0	0	21905.59	21905.59	0	0	0	0	0	0	0	0	0	AMT - ALL Property	MACRS Re	ADR Regular	MACRS	7 - Year Property
135682.18	106398.52	106398.52	0	10.94	0	0	0	0	0	0	0	0	0	0	0	0	7-Year Property	MACRS Re	ADR Regular	MACRS	7 - Year Property
135682.18	106398.52	106398.52	0	10.94	0	0	0	0	0	0	0	0	0	0	0	0	ACE - Pre 1990 MACF	MACRS Re	ADR Regular	MACRS	7 - Year Property
135682.18	106398.52	106398.52	0	10.94	0	0	0	0	0	0	0	0	0	0	0	0	AMT - ALL Property	MACRS Re	ADR Regular	MACRS	7 - Year Property
12124089.44	10965941.83	10965941.83	0	0	0	1325601.2	1325601.24	0	0	0	0	0	0	0	0	0	15-Year Property	Tax Expen	Tax Expense Retire La	MACRS	15 - Year Property
12124089.44	10965941.83	10965941.83	0	0	0	1325601.2	1325601.24	0	0	0	0	0	0	0	0	0	ACE - Pre 1990 MACF	Tax Expen	Tax Expense Retire La	MACRS	15 - Year Property
12124089.44	10965941.83	10965941.83	0	0	0	1325601.2	1325601.24	0	0	0	0	0	0	0	0	0	AMT - ALL Property	Tax Expen	Tax Expense Retire La	MACRS	15 - Year Property
149393.29	131390.43	131390.43	0	0	0	12601.96	12601.96	0	0	0	0	0	0	0	0	0	15-Year Property	Tax Expen	Tax Expense Retire La	MACRS	15 - Year Property
149393.29	131390.43	131390.43	0	0	0	12601.96	12601.96	0	0	0	0	0	0	0	0	0	ACE - Pre 1990 MACF	Tax Expen	Tax Expense Retire La	MACRS	15 - Year Property
149393.29	131390.43	131390.43	0	0	0	12601.96	12601.96	0	0	0	0	0	0	0	0	0	AMT - ALL Property	Tax Expen	Tax Expense Retire La	MACRS	15 - Year Property
851453.46	854881.1	854881.1	0	0	0	177856.93	177856.93	0	0	0	0	0	0	0	0	0	15-Year Property	Tax Expen	Tax Expense Retire La	MACRS	15 - Year Property
851453.46	854881.12	854881.12	0	0	0	177856.93	177856.93	0	0	0	0	0	0	0	0	0	ACE - Pre 1990 MACF	Tax Expen	Tax Expense Retire La	MACRS	15 - Year Property
851453.46	854881.12	854881.12	0	0	0	177856.93	177856.93	0	0	0	0	0	0	0	0	0	AMT - ALL Property	Tax Expen	Tax Expense Retire La	MACRS	15 - Year Property
4830	4142.46	4142.46	0	0	0	301.94	301.94	0	0	0	0	0	0	0	0	0	15-Year Property	Tax Expen	Tax Expense Retire La	MACRS	15 - Year Property
4830	4142.46	4142.46	0	0	0	301.94	301.94	0	0	0	0	0	0	0	0	0	ACE - Pre 1990 MACF	Tax Expen	Tax Expense Retire La	MACRS	15 - Year Property
4830	4142.46	4142.46	0	0	0	301.94	301.94	0	0	0	0	0	0	0	0	0	AMT - ALL Property	Tax Expen	Tax Expense Retire La	MACRS	15 - Year Property
62672.52	49833.37	49833.37	0	0	0	0	0	0	0	0	0	0	0	0	0	0	15-Year Property	Tax Expen	Tax Expense Retire La	MACRS	15 - Year Property
62672.52	49833.37	49833.37	0	0	0	0	0	0	0	0	0	0	0	0	0	0	ACE - Pre 1990 MACF	Tax Expen	Tax Expense Retire La	MACRS	15 - Year Property
62672.52	49833.37	49833.37	0	0	0	0	0	0	0	0	0	0	0	0	0	0	AMT - ALL Property	Tax Expen	Tax Expense Retire La	MACRS	15 - Year Property
508.68	404.48	404.48	0	0	0	0	0	0	0	0	0	0	0	0	0	0	15-Year Property	Tax Expen	Tax Expense Retire La	MACRS	15 - Year Property
508.68	404.48	404.48	0	0	0	0	0	0	0	0	0	0	0	0	0	0	ACE - Pre 1990 MACF	Tax Expen	Tax Expense Retire La	MACRS	15 - Year Property
508.68	404.48	404.48	0	0	0	0	0	0	0	0	0	0	0	0	0	0	AMT - ALL Property	Tax Expen	Tax Expense Retire La	MACRS	15 - Year Property
0	0	0	0	0	0	0	0	0	0	0	0	0	0	0	0	0	7-Year Property	Tax Expen	Tax Expense Retire La	MACRS	7 - Year Property
0	0	0	0	0	0	0	0	0	0	0	0	0	0	0	0	0	ACE - Pre 1990 MACF	Tax Expen	Tax Expense Retire La	MACRS	7 - Year Property
0	0	0	0	0	0	0	0	0	0	0	0	0	0	0	0	0	AMT - ALL Property	Tax Expen	Tax Expense Retire La	MACRS	7 - Year Property
12591901.14	11815342.98	11815342.98	0	0	15985.82	102651.07	118636.89	15985.82	0	0	0	0	0	0	0	0	20-Year Property	Tax Expen	Tax Expense Retire La	MACRS	20 - Year Property
12591901.14	11815342.99	11815342.99	0	0	15985.82	102651.07	118636.89	15985.82	0	0	0	0	0	0	0	0	ACE - Pre 1990 MACF	Tax Expen	Tax Expense Retire La	MACRS	20 - Year Property
12591901.14	11815342.99	11815342.99	0	0	15985.82	102651.07	118636.89	15985.82	0	0	0	0	0	0	0	0	AMT - ALL Property	Tax Expen	Tax Expense Retire La	MACRS	20 - Year Property
0	0	0	0	0	0	0	0	0	0	0	0	0	0	0	0	0	3-Year Property	MACRS Re	ADR Regular	MACRS	3 - Year Property
672197.02	656979.77	656979.77	0	0	0	0	0	0	0	0	0	0	0	0	0	0	5-Year Property	Tax Expen	Tax Expense Retire La	MACRS	5 - Year Property
672197.02	656979.77	656979.77	0	0	0	0	0	0	0	0	0	0	0	0	0	0	ACE - Pre 1990 MACF	Tax Expen	Tax Expense Retire La	MACRS	5 - Year Property
672197.02	656979.77	656979.77	0	0	0	0	0	0	0	0	0	0	0	0	0	0	AMT - ALL Property	Tax Expen	Tax Expense Retire La	MACRS	5 - Year Property
0	0	0	0	0	0	0	0	0	0	0	0	0	0	0	0	0	20-Year Property	Tax Expen	Tax Expense Retire La	MACRS	20 - Year Property
0	0	0	0	0	0	0	0	0	0	0	0	0	0	0	0	0	ACE - Pre 1990 MACF	Tax Expen	Tax Expense Retire La	MACRS	20 - Year Property
0	0	0	0	0	0	0	0	0	0	0	0	0	0	0	0	0	AMT - ALL Property	Tax Expen	Tax Expense Retire La	MACRS	20 - Year Property
0	0	0	0	0	0	0	0	0	0	0	0	0	0	0	0	0	20-Year Property	Tax Expen	Tax Expense Retire La	MACRS	20 - Year Property
0	0	0	0	0	0	0	0	0	0	0	0	0	0	0	0	0	ACE - Pre 1990 MACF	Tax Expen	Tax Expense Retire La	MACRS	20 - Year Property
0	0	0	0	0	0	0	0	0	0	0	0	0	0	0	0	0	AMT - ALL Property	Tax Expen	Tax Expense Retire La	MACRS	20 - Year Property
0	2843.61	2843.61	0	0	0	2843.61	2843.61	0	0	0	0	0	0	0	0	0	3-Year Property	MACRS Re	ADR Regular	MACRS	3 - Year Property
0	0	0	0	0	0	0	0	0	0	0	0	0	0	0	0	0	20-Year Property	Tax Expen	Tax Expense Retire La	MACRS	20 - Year Property
0	0	0	0	0	0	0	0	0	0	0	0	0	0	0	0	0	ACE - Pre 1990 MACF	Tax Expen	Tax Expense Retire La	MACRS	20 - Year Property
0	0	0	0	0	0	0	0	0	0	0	0	0	0	0	0	0	AMT - ALL Property	Tax Expen	Tax Expense Retire La	MACRS	20 - Year Property
0	0	0	0	0	0	0	0	0	0	0	0	0	0	0	0	0	7-Year Property	Tax Expen	Tax Expense Retire La	MACRS	7 - Year Property
0	0	0	0	0	0	0	0	0	0	0	0	0	0	0	0	0	ACE - Pre 1990 MACF	Tax Expen	Tax Expense Retire La	MACRS	7 - Year Property
0	0	0	0	0	0	0	0	0	0	0	0	0	0	0	0	0	AMT - ALL Property	Tax Expen	Tax Expense Retire La	MACRS	7 - Year Property
3673088.67	3245785.14	3245785.14	0	22650.81	5929.12	296587.86	325167.78	28579.92	0	0	0	0	0	0	0	0	15-Year Property	Tax Expen	Tax Expense Retire La	MACRS	15 - Year Property
3673088.67	3245785.13	3245785.13	0	22650.81	5929.12	296587.86	325167.78	28579.92	0	0	0	0	0	0	0	0	ACE - Pre 1990 MACF	Tax Expen	Tax Expense Retire La	MACRS	15 - Year Property
3673088.67	3245785.13	3245785.13	0	22650.81	5929.12	296587.86	325167.78	28579.92	0	0	0	0	0	0	0	0	AMT - ALL Property	Tax Expen	Tax Expense Retire La	MACRS	15 - Year Property
0	0	0	0	0	0	0	0	0	0	0	0	0	0	0	0	0	7-Year Property	Tax Expen	Tax Expense Retire La	MACRS	7 - Year Property
0	0	0	0	0	0	0	0	0	0	0	0	0	0	0	0	0	ACE - Pre 1990 MACF	Tax Expen	Tax Expense Retire La	MACRS	7 - Year Property
0	0	0	0	0	0	0	0	0	0	0	0	0	0	0	0	0	AMT - ALL Property	Tax Expen	Tax Expense Retire La	MACRS	7 - Year Property
145912.19	116020.52	116020.52	0	0	0	0	0	0	0	0	0	0	0	0	0	0	15-Year Property	Tax Expen	Tax Expense Retire La	MACRS	15 - Year Property
145912.19	116020.52	116020.52	0	0	0	0	0	0	0	0	0	0	0	0	0	0	ACE - Pre 1990 MACF	Tax Expen	Tax Expense Retire La	MACRS	15 - Year Property
145912.19	116020.52	116020.52	0	0	0	0	0	0	0	0	0	0	0	0	0	0	AMT - ALL Property	Tax Expen	Tax Expense Retire La	MACRS	15 - Year Property
0	0	0	0	0	0	0	0	0	0	0	0	0	0	0	0	0	15-Year Property	Tax Expen	Tax Expense Retire La	MACRS	15 - Year Property
0	0	0	0	0	0	0	0	0	0	0	0	0	0	0	0	0	ACE - Pre 1990 MACF	Tax Expen	Tax Expense Retire La	MACRS	15 - Year Property
0	0	0	0	0	0	0	0	0	0	0	0	0	0	0	0	0	AMT - ALL Property	Tax Expen	Tax Expense Retire La	MACRS	15 - Year Property
225266.8	719078.78	719078.78	0	29818.71	0	510141.59	539960.3	29818.71	0	0	0	0	0	0	0	0	15-Year Property	Tax Expen	Tax Expense Retire La	MACRS	15 - Year Property

225266.8	719078.79	719078.79	0	29818.71	0	510141.59	539960.3	29818.71	0	0	0	0	0	0	0	0	ACE - Pre 1990 MACF	Tax Expen:	Tax Expense Retire La	MACRS	15 - Year Property
225266.8	719078.79	719078.79	0	29818.71	0	510141.59	539960.3	29818.71	0	0	0	0	0	0	0	0	AMT - ALL Property	Tax Expen:	Tax Expense Retire La	MACRS	15 - Year Property
0	0	0	0	0	0	0	0	0	0	0	0	0	0	0	0	0	15-Year Property	Tax Expen:	Tax Expense Retire La	MACRS	15 - Year Property
0	0	0	0	0	0	0	0	0	0	0	0	0	0	0	0	0	ACE - Pre 1990 MACF	Tax Expen:	Tax Expense Retire La	MACRS	15 - Year Property
0	0	0	0	0	0	0	0	0	0	0	0	0	0	0	0	0	AMT - ALL Property	Tax Expen:	Tax Expense Retire La	MACRS	15 - Year Property
0	0	0	0	0	0	0	0	0	0	0	0	0	0	0	0	0	20-Year Property	Tax Expen:	Tax Expense Retire La	MACRS	20 - Year Property
0	0	0	0	0	0	0	0	0	0	0	0	0	0	0	0	0	ACE - Pre 1990 MACF	Tax Expen:	Tax Expense Retire La	MACRS	20 - Year Property
0	0	0	0	0	0	0	0	0	0	0	0	0	0	0	0	0	AMT - ALL Property	Tax Expen:	Tax Expense Retire La	MACRS	20 - Year Property
7948	0	0	0	0	0	0	0	0	0	0	0	0	0	0	0	0	AMT - ALL Property	MACRS Re	ADR Regular	MACRS	
7948	0	0	0	0	0	0	0	0	0	0	0	0	0	0	0	0	AMT - ALL Property	MACRS Re	ADR Regular	MACRS	
0	0	0	0	0	0	0	0	0	0	0	0	0	0	0	0	0	5-Year Property	MACRS Re	ADR Regular	MACRS	5 - Year Property
0	0	0	0	0	0	0	0	0	0	0	0	0	0	0	0	0	ACE - Pre 1990 MACF	MACRS Re	ADR Regular	MACRS	5 - Year Property
0	0	0	0	0	0	0	0	0	0	0	0	0	0	0	0	0	AMT - ALL Property	MACRS Re	ADR Regular	MACRS	5 - Year Property
0	0	0	0	0	0	0	0	0	0	0	0	0	0	0	0	0	7-Year Property	MACRS Re	ADR Regular	MACRS	7 - Year Property
0	0	0	0	0	0	0	0	0	0	0	0	0	0	0	0	0	ACE - Pre 1990 MACF	MACRS Re	ADR Regular	MACRS	7 - Year Property
0	0	0	0	0	0	0	0	0	0	0	0	0	0	0	0	0	AMT - ALL Property	MACRS Re	ADR Regular	MACRS	7 - Year Property
0	0	0	0	0	0	0	0	0	0	0	0	0	0	0	0	0	7-Year Property	MACRS Re	ADR Regular	MACRS	7 - Year Property
0	0	0	0	0	0	0	0	0	0	0	0	0	0	0	0	0	ACE - Pre 1990 MACF	MACRS Re	ADR Regular	MACRS	7 - Year Property
0	0	0	0	0	0	0	0	0	0	0	0	0	0	0	0	0	AMT - ALL Property	MACRS Re	ADR Regular	MACRS	7 - Year Property
0	0	0	0	0	0	0	0	0	0	0	0	0	0	0	0	0	7-Year Property	MACRS Re	ADR Regular	MACRS	7 - Year Property
0	0	0	0	0	0	0	0	0	0	0	0	0	0	0	0	0	ACE - Pre 1990 MACF	MACRS Re	ADR Regular	MACRS	7 - Year Property
0	0	0	0	0	0	0	0	0	0	0	0	0	0	0	0	0	AMT - ALL Property	MACRS Re	ADR Regular	MACRS	7 - Year Property
0	-0.01	-0.01	0	0	0	0	0	0	0	0	0	0	0	0	0	0	7-Year Property	MACRS Re	ADR Regular	MACRS	7 - Year Property
0	0	0	0	0	0	0	0	0	0	0	0	0	0	0	0	0	ACE - Pre 1990 MACF	MACRS Re	ADR Regular	MACRS	7 - Year Property
0	0	0	0	0	0	0	0	0	0	0	0	0	0	0	0	0	AMT - ALL Property	MACRS Re	ADR Regular	MACRS	7 - Year Property
0	0	0	0	0	0	0	0	0	0	0	0	0	0	0	0	0	7-Year Property	MACRS Re	ADR Regular	MACRS	7 - Year Property
0	0	0	0	0	0	0	0	0	0	0	0	0	0	0	0	0	ACE - Pre 1990 MACF	MACRS Re	ADR Regular	MACRS	7 - Year Property
0	0	0	0	0	0	0	0	0	0	0	0	0	0	0	0	0	AMT - ALL Property	MACRS Re	ADR Regular	MACRS	7 - Year Property
0	0	0	0	0	0	0	0	0	0	0	0	0	0	0	0	0	7-Year Property	MACRS Re	ADR Regular	MACRS	7 - Year Property
0	0	0	0	0	0	0	0	0	0	0	0	0	0	0	0	0	ACE - Pre 1990 MACF	MACRS Re	ADR Regular	MACRS	7 - Year Property
0	0	0	0	0	0	0	0	0	0	0	0	0	0	0	0	0	AMT - ALL Property	MACRS Re	ADR Regular	MACRS	7 - Year Property
0	0	0	0	0	0	0	0	0	0	0	0	0	0	0	0	0	7-Year Property	MACRS Re	ADR Regular	MACRS	7 - Year Property
0	0	0	0	0	0	0	0	0	0	0	0	0	0	0	0	0	ACE - Pre 1990 MACF	MACRS Re	ADR Regular	MACRS	7 - Year Property
0	0	0	0	0	0	0	0	0	0	0	0	0	0	0	0	0	AMT - ALL Property	MACRS Re	ADR Regular	MACRS	7 - Year Property
0	-0.02	-0.02	0	0	0	0	0	0	0	0	0	0	0	0	0	0	7-Year Property	MACRS Re	ADR Regular	MACRS	7 - Year Property
0	0	0	0	0	0	0	0	0	0	0	0	0	0	0	0	0	ACE - Pre 1990 MACF	MACRS Re	ADR Regular	MACRS	7 - Year Property
0	0	0	0	0	0	0	0	0	0	0	0	0	0	0	0	0	AMT - ALL Property	MACRS Re	ADR Regular	MACRS	7 - Year Property
0	0	0	0	0	0	0	0	0	0	0	0	0	0	0	0	0	7-Year Property	MACRS Re	ADR Regular	MACRS	7 - Year Property
0	0	0	0	0	0	0	0	0	0	0	0	0	0	0	0	0	ACE - Pre 1990 MACF	MACRS Re	ADR Regular	MACRS	7 - Year Property
0	0	0	0	0	0	0	0	0	0	0	0	0	0	0	0	0	AMT - ALL Property	MACRS Re	ADR Regular	MACRS	7 - Year Property
0	0.45	0.45	0	0	0	0.46	0.46	0	0	0	0	0	0	0	0	0	7-Year Property	MACRS Re	ADR Regular	MACRS	7 - Year Property
0	0.46	0.46	0	0	0	0.46	0.46	0	0	0	0	0	0	0	0	0	ACE - Pre 1990 MACF	MACRS Re	ADR Regular	MACRS	7 - Year Property
0	0.46	0.46	0	0	0	0.46	0.46	0	0	0	0	0	0	0	0	0	AMT - ALL Property	MACRS Re	ADR Regular	MACRS	7 - Year Property
0	-0.01	-0.01	0	0	0	0	0	0	0	0	0	0	0	0	0	0	7-Year Property	MACRS Re	ADR Regular	MACRS	7 - Year Property
0	0	0	0	0	0	0	0	0	0	0	0	0	0	0	0	0	ACE - Pre 1990 MACF	MACRS Re	ADR Regular	MACRS	7 - Year Property
0	0	0	0	0	0	0	0	0	0	0	0	0	0	0	0	0	AMT - ALL Property	MACRS Re	ADR Regular	MACRS	7 - Year Property
242516.89	190175.56	190175.56	0	0	0	0	0	0	0	0	0	0	0	0	0	0	7-Year Property	MACRS Re	ADR Regular	MACRS	7 - Year Property
242516.89	190175.56	190175.56	0	0	0	0	0	0	0	0	0	0	0	0	0	0	ACE - Pre 1990 MACF	MACRS Re	ADR Regular	MACRS	7 - Year Property
242516.89	190175.56	190175.56	0	0	0	0	0	0	0	0	0	0	0	0	0	0	AMT - ALL Property	MACRS Re	ADR Regular	MACRS	7 - Year Property
61445.05	48183.64	48183.64	0	0	0	0	0	0	0	0	0	0	0	0	0	0	7-Year Property	MACRS Re	ADR Regular	MACRS	7 - Year Property
61445.05	48183.64	48183.64	0	0	0	0	0	0	0	0	0	0	0	0	0	0	ACE - Pre 1990 MACF	MACRS Re	ADR Regular	MACRS	7 - Year Property
61445.05	48183.64	48183.64	0	0	0	0	0	0	0	0	0	0	0	0	0	0	AMT - ALL Property	MACRS Re	ADR Regular	MACRS	7 - Year Property
0	0	0	0	0	0	0	0	0	0	0	0	0	0	0	0	0	7-Year Property	Tax Expen:	Tax Expense Retire La	MACRS	7 - Year Property
0	0	0	0	0	0	0	0	0	0	0	0	0	0	0	0	0	ACE - Pre 1990 MACF	Tax Expen:	Tax Expense Retire La	MACRS	7 - Year Property
0	0	0	0	0	0	0	0	0	0	0	0	0	0	0	0	0	AMT - ALL Property	Tax Expen:	Tax Expense Retire La	MACRS	7 - Year Property
0	0	0	0	0	0	0	0	0	0	0	0	0	0	0	0	0	7-Year Property	Tax Expen:	Tax Expense Retire La	MACRS	7 - Year Property
0	0	0	0	0	0	0	0	0	0	0	0	0	0	0	0	0	ACE - Pre 1990 MACF	Tax Expen:	Tax Expense Retire La	MACRS	7 - Year Property
0	0	0	0	0	0	0	0	0	0	0	0	0	0	0	0	0	AMT - ALL Property	Tax Expen:	Tax Expense Retire La	MACRS	7 - Year Property
51952.61	43105.48	43105.48	0	0	0	1795.92	1795.92	0	0	0	0	0	0	0	0	0	15-Year Property	Tax Expen:	Tax Expense Retire La	MACRS	15 - Year Property
51952.61	43105.48	43105.48	0	0	0	1795.92	1795.92	0	0	0	0	0	0	0	0	0	ACE - Pre 1990 MACF	Tax Expen:	Tax Expense Retire La	MACRS	15 - Year Property
51952.61	43105.48	43105.48	0	0	0	1795.92	1795.92	0	0	0	0	0	0	0	0	0	AMT - ALL Property	Tax Expen:	Tax Expense Retire La	MACRS	15 - Year Property
0	0	0	0	0	0	0	0	0	0	0	0	0	0	0	0	0	7-Year Property	Tax Expen:	Tax Expense Retire La	MACRS	7 - Year Property
0	0	0	0	0	0	0	0	0	0	0	0	0	0	0	0	0	ACE - Pre 1990 MACF	Tax Expen:	Tax Expense Retire La	MACRS	7 - Year Property
0	0	0	0	0	0	0	0	0	0	0	0	0	0	0	0	0	AMT - ALL Property	Tax Expen:	Tax Expense Retire La	MACRS	7 - Year Property
656047.83	545331.11	545331.11	0	0	0	23681.66	23681.66	0	0	0	0	0	0	0	0	0	15-Year Property	Tax Expen:	Tax Expense Retire La	MACRS	15 - Year Property
656047.83	545331.1	545331.1	0	0	0	23681.66	23681.66	0	0	0	0	0	0	0	0	0	ACE - Pre 1990 MACF	Tax Expen:	Tax Expense Retire La	MACRS	15 - Year Property
656047.83	545331.1	545331.1	0	0	0	23681.66	23681.66	0	0	0	0	0	0	0	0	0	AMT - ALL Property	Tax Expen:	Tax Expense Retire La	MACRS	15 - Year Property
0	0	0	0	0	0	0	0	0	0	0	0	0	0	0	0	0	7-Year Property	Tax Expen:	Tax Expense Retire La	MACRS	7 - Year Property
0	0	0	0	0	0	0	0	0	0	0	0	0	0	0	0	0	ACE - Pre 1990 MACF	Tax Expen:	Tax Expense Retire La	MACRS	7 - Year Property
0	0	0	0	0	0	0	0	0	0	0	0	0	0	0	0	0	AMT - ALL Property	Tax Expen:	Tax Expense Retire La	MACRS	7 - Year Property
101.82	80.96	80.96	0	0	0	0	0	0	0	0	0	0	0	0	0	0	15-Year Property	Tax Expen:	Tax Expense Retire La	MACRS	15 - Year Property
101.82	80.96	80.96	0	0	0	0	0	0	0	0	0	0	0	0	0	0	ACE - Pre 1990 MACF	Tax Expen:	Tax Expense Retire La	MACRS	15 - Year Property
101.82	80.96	80.96	0	0	0	0	0	0	0	0	0	0	0	0	0	0	AMT - ALL Property	Tax Expen:	Tax Expense Retire La	MACRS	15 - Year Property
0	0	0	0	0	0	0	0	0	0	0	0	0	0	0	0	0	5-Year Property	MACRS Re	ADR Regular	MACRS	5 - Year Property
0	0	0	0	0	0	0	0	0	0	0	0	0	0	0	0	0	ACE - Pre 1990 MACF	MACRS Re	ADR Regular	MACRS	5 - Year Property
0	0	0	0	0	0	0	0	0	0	0	0	0	0	0	0	0	AMT - ALL Property	MACRS Re	ADR Regular	MACRS	5 - Year Property
0	0	0	0	0	0	0	0	0	0	0	0	0	0	0	0	0	5-Year Property	MACRS Re	ADR Regular	MACRS	5 - Year Property
0	0	0	0	0	0	0	0	0	0	0	0	0	0	0	0	0	ACE - Pre 1990 MACF	MACRS Re	ADR Regular	MACRS	5 - Year Property
0	0	0	0	0	0	0	0	0	0	0	0	0	0	0	0	0	AMT - ALL Property	MACRS Re	ADR Regular	MACRS	5 - Year Property
362850.64	3187293.6	3187293.6	0	583902	0	2266337.1	2850239.08	583902	0	0	0	0	0	0	0	0	20-Year Property	Tax Expen:	Tax Expense Retire La	MACRS	20 - Year Property
362850.64	3187293.58	3141757.35	0	583902	0	2266337.1	2850239.08	583902	0	0	0	0	0	0	0	0	ACE - Pre 1990 MACF	Tax Expen:	Tax Expense Retire La	MACRS	20 - Year Property
362850.64	3187293.58	3146304.99	0	583902	0	2266337.1	2850239.08	583902	0	0	0	0	0	0	0	0	AMT - ALL Property	Tax Expen:	Tax Expense Retire La	MACRS	20 - Year Property
4081	4030.69	4030.69	0	0	0	0	0	0	0	0	0	0	0	0	0	0	7-Year Property	MACRS Re	ADR Regular	MACRS	7 - Year Property
4081	4030.69	4030.69	0	0	0	0	0	0	0	0	0	0	0	0	0	0	ACE - Pre 1990 MACF	MACRS Re	ADR Regular	MACRS	7 - Year Property
4081	4030.69	4030.69	0	0	0	0	0	0	0	0	0	0	0	0	0	0	AMT - ALL Property	MACRS Re	ADR Regular	MACRS	7 - Year Property
238847.28	268571.88	268571.88	0	31450.87	0	0	0	0	0	0	0	0	0	0	0	0	Non-Residential Real I	MACRS Re	ADR Regular	MACRS	Class Life
238847.28	268571.88	231641.78	0	31450.87	0	0	0	0	0	0	0	0	0	0	0	0	ACE - Pre 1990 MACF	MACRS Re	ADR Regular	MACRS	Class Life
238847.28	268571.88	235268.96	0	31450.87	0	0	0	0	0	0	0	0	0	0	0	0	AMT - ALL Property	MACRS Re	ADR Regular	MACRS	Class Life
0.51	0.48	0.48	0	0	0	0	0	0	0	0	0	0	0	0	0	0	5-Year Property	MACRS Re	ADR Regular	MACRS	5 - Year Property
0.51	0.5	0.5	0	0	0	0	0	0	0	0	0	0	0	0	0	0	ACE - Pre 1990 MACF	MACRS Re	ADR Regular	MACRS	5 - Year Property
0.51	0.5	0.5	0	0	0	0	0	0	0	0	0	0	0	0	0	0	AMT - ALL Property	MACRS Re	ADR Regular	MACRS	5 - Year Property
755557.66	738453.29	738453.29	0	0	0	0	0	0	0	0	0	0	0	0	0	0	5-Year Property	Tax Expen:	Tax Expense Retire La	MACRS	5 - Year Property
755557.66	738453.29	738453.29	0	0	0	0	0	0	0	0	0	0	0	0	0	0	ACE - Pre 1990 MACF	Tax Expen:	Tax Expense Retire La	MACRS	5 - Year Property
755557.66	738453.29	738453.29	0	0	0	0	0	0	0	0	0	0	0	0	0	0	AMT - ALL Property	Tax Expen:	Tax Expense Retire La	MACRS	5 - Year Property
0	0	0	0	0	0	0	0	0	0	0	0	0	0	0	0	0	20-Year Property	Tax Expen:	Tax Expense Retire La	MACRS	20 - Year Property

0	0	0	0	0	0	0	0	0	0	0	0	0	0	0	0	0	ACE - Pre 1990 MACF	Tax Expen:	Tax Expense Retire La	MACRS	20 - Year Property
0	0	0	0	0	0	0	0	0	0	0	0	0	0	0	0	0	AMT - ALL Property	Tax Expen:	Tax Expense Retire La	MACRS	20 - Year Property
38971.89	780618.75	780618.75	0	85949.54	0	658467.94	744417.48	85949.54	0	0	0	0	0	0	0	0	20-Year Property	Tax Expen:	Tax Expense Retire La	MACRS	20 - Year Property
38971.89	780618.75	769466.2	0	85949.54	0	658467.94	744417.48	85949.54	0	0	0	0	0	0	0	0	ACE - Pre 1990 MACF	Tax Expen:	Tax Expense Retire La	MACRS	20 - Year Property
38971.89	780618.75	770579.99	0	85949.54	0	658467.94	744417.48	85949.54	0	0	0	0	0	0	0	0	AMT - ALL Property	Tax Expen:	Tax Expense Retire La	MACRS	20 - Year Property
0	0	0	0	0	0	0	0	0	0	0	0	0	0	0	0	0	7-Year Property	MACRS Re	ADR Regular	MACRS	7 - Year Property
0	0	0	0	0	0	0	0	0	0	0	0	0	0	0	0	0	ACE - Pre 1990 MACF	MACRS Re	ADR Regular	MACRS	7 - Year Property
0	0	0	0	0	0	0	0	0	0	0	0	0	0	0	0	0	AMT - ALL Property	MACRS Re	ADR Regular	MACRS	7 - Year Property
3725.58	3460.72	3460.72	0	0	0	0	0	0	0	0	0	0	0	0	0	0	20-Year Property	MACRS Re	MACRS Regular	MACRS	20 - Year Property
3725.58	3460.72	3411.28	0	0	0	0	0	0	0	0	0	0	0	0	0	0	ACE - Pre 1990 MACF	MACRS Re	MACRS Regular	MACRS	20 - Year Property
3725.58	3460.72	3416.23	0	0	0	0	0	0	0	0	0	0	0	0	0	0	AMT - ALL Property	MACRS Re	MACRS Regular	MACRS	20 - Year Property
0	0	0	0	0	0	0	0	0	0	0	0	0	0	0	0	0	7-Year Property	MACRS Re	ADR Regular	MACRS	7 - Year Property
0	0	0	0	0	0	0	0	0	0	0	0	0	0	0	0	0	ACE - Pre 1990 MACF	MACRS Re	ADR Regular	MACRS	7 - Year Property
0	0	0	0	0	0	0	0	0	0	0	0	0	0	0	0	0	AMT - ALL Property	MACRS Re	ADR Regular	MACRS	7 - Year Property
29872.42	30015.03	30015.03	0	0	0	0	0	0	0	0	0	0	0	0	0	0	5-Year Property	Tax Expen:	Tax Expense Retire La	MACRS	5 - Year Property
29872.42	30015.04	30015.04	0	0	0	0	0	0	0	0	0	0	0	0	0	0	ACE - Post 1989 Pre 1	Tax Expen:	Tax Expense Retire La	MACRS	5 - Year Property
29872.42	30015.04	30015.04	0	0	0	0	0	0	0	0	0	0	0	0	0	0	AMT - ALL Property	Tax Expen:	Tax Expense Retire La	MACRS	5 - Year Property
37156.29	37156.29	37156.29	0	0	0	0	0	0	0	0	0	0	0	0	0	0	5-Year Property	Tax Expen:	Tax Expense Retire La	MACRS	5 - Year Property
37156.29	37156.29	37156.29	0	0	0	0	0	0	0	0	0	0	0	0	0	0	ACE - Post 1989 Pre 1	Tax Expen:	Tax Expense Retire La	MACRS	5 - Year Property
37156.29	37156.29	37156.29	0	0	0	0	0	0	0	0	0	0	0	0	0	0	AMT - ALL Property	Tax Expen:	Tax Expense Retire La	MACRS	5 - Year Property
8971.64	7035.34	7035.34	0	0	0	0	0	0	0	0	0	0	0	0	0	0	7-Year Property	Tax Expen:	Tax Expense Retire La	MACRS	7 - Year Property
8971.64	7035.34	7035.34	0	0	0	0	0	0	0	0	0	0	0	0	0	0	ACE - Post 1989 Pre 1	Tax Expen:	Tax Expense Retire La	MACRS	7 - Year Property
8971.64	7035.34	7035.34	0	0	0	0	0	0	0	0	0	0	0	0	0	0	AMT - ALL Property	Tax Expen:	Tax Expense Retire La	MACRS	7 - Year Property
210.63	210.63	0	0	0	0	0	0	0	0	0	0	0	0	0	0	0	NON-Depreciable	MACRS Re	ADR Regular	MACRS	Class Life
0	0	0	0	0	0	0	0	0	0	0	0	0	0	0	0	0	7-Year Property	Tax Expen:	Tax Expense Retire La	MACRS	7 - Year Property
0	0	0	0	0	0	0	0	0	0	0	0	0	0	0	0	0	ACE - Post 1989 Pre 1	Tax Expen:	Tax Expense Retire La	MACRS	7 - Year Property
0	0	0	0	0	0	0	0	0	0	0	0	0	0	0	0	0	AMT - ALL Property	Tax Expen:	Tax Expense Retire La	MACRS	7 - Year Property
0	0	0	0	0	0	0	0	0	0	0	0	0	0	0	0	0	15-Year Property	Tax Expen:	Tax Expense Retire La	MACRS	15 - Year Property
0	0	0	0	0	0	0	0	0	0	0	0	0	0	0	0	0	ACE - Post 1989 Pre 1	Tax Expen:	Tax Expense Retire La	MACRS	15 - Year Property
0	0	0	0	0	0	0	0	0	0	0	0	0	0	0	0	0	AMT - ALL Property	Tax Expen:	Tax Expense Retire La	MACRS	15 - Year Property
0	0	0	0	0	0	0	0	0	0	0	0	0	0	0	0	0	16a. Class Life	Tax Expen:	Tax Expense Retire La	MACRS	Class Life
0	0	0	0	0	0	0	0	0	0	0	0	0	0	0	0	0	15-Year Property	Tax Expen:	Tax Expense Retire La	MACRS	15 - Year Property
0	0	0	0	0	0	0	0	0	0	0	0	0	0	0	0	0	ACE - Post 1989 Pre 1	Tax Expen:	Tax Expense Retire La	MACRS	15 - Year Property
0	0	0	0	0	0	0	0	0	0	0	0	0	0	0	0	0	AMT - ALL Property	Tax Expen:	Tax Expense Retire La	MACRS	15 - Year Property
421787.96	899692.65	899692.65	0	25328.64	0	538983.81	564312.45	25328.64	0	0	0	0	0	0	0	0	15-Year Property	Tax Expen:	Tax Expense Retire La	MACRS	15 - Year Property
421787.96	899692.65	899692.65	0	25328.64	0	538983.81	564312.45	25328.64	0	0	0	0	0	0	0	0	ACE - Post 1989 Pre 1	Tax Expen:	Tax Expense Retire La	MACRS	15 - Year Property
421787.96	899692.65	899692.65	0	25328.64	0	538983.81	564312.45	25328.64	0	0	0	0	0	0	0	0	AMT - ALL Property	Tax Expen:	Tax Expense Retire La	MACRS	15 - Year Property
0	0	0	0	0	0	0	0	0	0	0	0	0	0	0	0	0	15-Year Property	Tax Expen:	Tax Expense Retire La	MACRS	15 - Year Property
0	0	0	0	0	0	0	0	0	0	0	0	0	0	0	0	0	ACE - Post 1989 Pre 1	Tax Expen:	Tax Expense Retire La	MACRS	15 - Year Property
0	0	0	0	0	0	0	0	0	0	0	0	0	0	0	0	0	AMT - ALL Property	Tax Expen:	Tax Expense Retire La	MACRS	15 - Year Property
2061532.33	3089457.87	3089457.87	0	123796.3	0	1326456.1	1450252.39	123796.3	0	0	0	0	0	0	0	0	15-Year Property	Tax Expen:	Tax Expense Retire La	MACRS	15 - Year Property
2061532.33	3089457.85	3089457.85	0	123796.3	0	1326456.1	1450252.39	123796.3	0	0	0	0	0	0	0	0	ACE - Post 1989 Pre 1	Tax Expen:	Tax Expense Retire La	MACRS	15 - Year Property
2061532.33	3089457.85	3089457.85	0	123796.3	0	1326456.1	1450252.39	123796.3	0	0	0	0	0	0	0	0	AMT - ALL Property	Tax Expen:	Tax Expense Retire La	MACRS	15 - Year Property
153471	149996.71	149996.71	0	0	0	0	0	0	0	0	0	0	0	0	0	0	5-Year Property	Tax Expen:	Tax Expense Retire La	MACRS	5 - Year Property
153471	149996.72	149996.72	0	0	0	0	0	0	0	0	0	0	0	0	0	0	AMT - ALL Property	Tax Expen:	Tax Expense Retire La	MACRS	5 - Year Property
0	0	0	0	0	0	0	0	0	0	0	0	0	0	0	0	0	15-Year Property	Tax Expen:	Tax Expense Retire La	MACRS	15 - Year Property
0	0	0	0	0	0	0	0	0	0	0	0	0	0	0	0	0	ACE - Post 1989 Pre 1	Tax Expen:	Tax Expense Retire La	MACRS	15 - Year Property
0	0	0	0	0	0	0	0	0	0	0	0	0	0	0	0	0	AMT - ALL Property	Tax Expen:	Tax Expense Retire La	MACRS	15 - Year Property
0.51	0.51	0.51	0	0	0	0	0	0	0	0	0	0	0	0	0	0	5-Year Property	MACRS Re	ADR Regular	MACRS	5 - Year Property
0.51	0.51	0.51	0	0	0	0	0	0	0	0	0	0	0	0	0	0	ACE - Post 1989 Pre 1	MACRS Re	ADR Regular	MACRS	5 - Year Property
0.51	0.51	0.51	0	0	0	0	0	0	0	0	0	0	0	0	0	0	AMT - ALL Property	MACRS Re	ADR Regular	MACRS	5 - Year Property
0	0	0	0	0	0	0	0	0	0	0	0	0	0	0	0	0	5-Year Property	MACRS Re	ADR Regular	MACRS	5 - Year Property
0	0	0	0	0	0	0	0	0	0	0	0	0	0	0	0	0	ACE - Post 1989 Pre 1	MACRS Re	ADR Regular	MACRS	5 - Year Property
0	0	0	0	0	0	0	0	0	0	0	0	0	0	0	0	0	AMT - ALL Property	MACRS Re	ADR Regular	MACRS	5 - Year Property
0	0	0	0	0	0	0	0	0	0	0	0	0	0	0	0	0	5-Year Property	MACRS Re	ADR Regular	MACRS	5 - Year Property
0	0	0	0	0	0	0	0	0	0	0	0	0	0	0	0	0	ACE - Post 1989 Pre 1	MACRS Re	ADR Regular	MACRS	5 - Year Property
0	0	0	0	0	0	0	0	0	0	0	0	0	0	0	0	0	AMT - ALL Property	MACRS Re	ADR Regular	MACRS	5 - Year Property
0	0	0	0	0	0	0	0	0	0	0	0	0	0	0	0	0	7-Year Property	MACRS Re	ADR Regular	MACRS	7 - Year Property
0	0	0	0	0	0	0	0	0	0	0	0	0	0	0	0	0	ACE - Post 1989 Pre 1	MACRS Re	ADR Regular	MACRS	7 - Year Property
0	0	0	0	0	0	0	0	0	0	0	0	0	0	0	0	0	AMT - ALL Property	MACRS Re	ADR Regular	MACRS	7 - Year Property
75065.88	65635.72	65635.72	0	0	0	0	0	0	0	0	0	0	0	0	0	0	Non-Residential Real I	MACRS Re	ADR Regular	MACRS	Non - Residential Real
75065.88	65635.72	54969.6	0	0	0	0	0	0	0	0	0	0	0	0	0	0	ACE - Post 1989 Pre 1	MACRS Re	ADR Regular	MACRS	Non - Residential Real
75065.88	65635.72	56013.51	0	0	0	0	0	0	0	0	0	0	0	0	0	0	AMT - ALL Property	MACRS Re	ADR Regular	MACRS	Non - Residential Real
0	0	0	0	0	0	0	0	0	0	0	0	0	0	0	0	0	7-Year Property	MACRS Re	ADR Regular	MACRS	7 - Year Property
0	0	0	0	0	0	0	0	0	0	0	0	0	0	0	0	0	ACE - Post 1989 Pre 1	MACRS Re	ADR Regular	MACRS	7 - Year Property
0	0	0	0	0	0	0	0	0	0	0	0	0	0	0	0	0	AMT - ALL Property	MACRS Re	ADR Regular	MACRS	7 - Year Property
0	0	0	0	0	0	0	0	0	0	0	0	0	0	0	0	0	5-Year Property	MACRS Re	ADR Regular	MACRS	5 - Year Property
0	0	0	0	0	0	0	0	0	0	0	0	0	0	0	0	0	ACE - Post 1989 Pre 1	MACRS Re	ADR Regular	MACRS	5 - Year Property
0	0	0	0	0	0	0	0	0	0	0	0	0	0	0	0	0	AMT - ALL Property	MACRS Re	ADR Regular	MACRS	5 - Year Property
-10780.14	-10831.62	-10831.62	0	0	0	0	0	0	0	0	0	0	0	0	0	0	5-Year Property	MACRS Re	ADR Regular	MACRS	5 - Year Property
-10780.14	-10831.62	-10831.62	0	0	0	0	0	0	0	0	0	0	0	0	0	0	ACE - Post 1989 Pre 1	MACRS Re	ADR Regular	MACRS	5 - Year Property
-10780.14	-10831.62	-10831.62	0	0	0	0	0	0	0	0	0	0	0	0	0	0	AMT - ALL Property	MACRS Re	ADR Regular	MACRS	5 - Year Property
10712.15	8517.66	8517.66	0	0	0	0	0	0	0	0	0	0	0	0	0	0	15-Year Property	MACRS Re	ADR Regular	MACRS	15 - Year Property
10712.15	8517.66	8517.66	0	0	0	0	0	0	0	0	0	0	0	0	0	0	ACE - Post 1989 Pre 1	MACRS Re	ADR Regular	MACRS	15 - Year Property
10712.15	8517.66	8517.66	0	0	0	0	0	0	0	0	0	0	0	0	0	0	AMT - ALL Property	MACRS Re	ADR Regular	MACRS	15 - Year Property
85282.98	66876.75	66876.75	0	0	0	0	0	0	0	0	0	0	0	0	0	0	7-Year Property	MACRS Re	ADR Regular	MACRS	7 - Year Property
85282.98	66876.75	66876.75	0	0	0	0	0	0	0	0	0	0	0	0	0	0	ACE - Post 1989 Pre 1	MACRS Re	ADR Regular	MACRS	7 - Year Property
85282.98	66876.75	66876.75	0	0	0	0	0	0	0	0	0	0	0	0	0	0	AMT - ALL Property	MACRS Re	ADR Regular	MACRS	7 - Year Property
-0.06	-0.05	-0.05	0	0	0	0	0	0	0	0	0	0	0	0	0	0	7-Year Property	MACRS Re	ADR Regular	MACRS	7 - Year Property
-0.06	-0.04	-0.04	0	0	0	0	0	0	0	0	0	0	0	0	0	0	ACE - Post 1989 Pre 1	MACRS Re	ADR Regular	MACRS	7 - Year Property
-0.06	-0.04	-0.04	0	0	0	0	0	0	0	0	0	0	0	0	0	0	AMT - ALL Property	MACRS Re	ADR Regular	MACRS	7 - Year Property
137613.62	107913.08	107913.08	0	0	0	0	0	0	0	0	0	0	0	0	0	0	7-Year Property	MACRS Re	ADR Regular	MACRS	7 - Year Property
137613.62	107913.08	107913.08	0	0	0	0	0	0	0	0	0	0	0	0	0	0	ACE - Post 1989 Pre 1	MACRS Re	ADR Regular	MACRS	7 - Year Property
137613.62	107913.08	107913.08	0	0	0	0	0	0	0	0	0	0	0	0	0	0	AMT - ALL Property	MACRS Re	ADR Regular	MACRS	7 - Year Property
11002.27	8627.7	8627.7	0	0	0	0	0	0	0	0	0	0	0	0	0	0	7-Year Property	MACRS Re	ADR Regular	MACRS	7 - Year Property
11002.27	8627.7	8627.7	0	0	0	0	0	0	0	0	0	0	0	0	0	0	ACE - Post 1989 Pre 1	MACRS Re	ADR Regular	MACRS	7 - Year Property
11002.27	8627.7	8627.7	0	0	0	0	0	0	0	0	0	0	0	0	0	0	AMT - ALL Property	MACRS Re	ADR Regular	MACRS	7 - Year Property
7986.93	6263.15	6263.15	0	0	0	0	0	0	0	0	0	0	0	0	0	0	7-Year Property	MACRS Re	ADR Regular	MACRS	7 - Year Property
7986.93	6263.15	6263.15	0	0	0	0	0	0	0	0	0	0	0	0	0	0	ACE - Post 1989 Pre 1	MACRS Re	ADR Regular	MACRS	7 - Year Property
7986.93	6263.15	6263.15	0	0	0	0	0	0	0	0	0	0	0	0	0	0	AMT - ALL Property	MACRS Re	ADR Regular	MACRS	7 - Year Property
0	0.01	0.01	0	0	0	0	0	0	0	0	0	0	0	0	0	0	7-Year Property	MACRS Re	ADR Regular	MACRS	7 - Year Property
0	0	0	0	0	0	0	0	0	0	0	0	0	0	0	0	0	ACE - Post 1989 Pre 1	MACRS Re	ADR Regular	MACRS	7 - Year Property

0	0	0	0	0	0	0	0	0	0	0	0	0	0	0	0	0	AMT - ALL Property	MACRS Re	ADR Regular	MACRS	7 - Year Property
28543.59	22383.15	22383.15	0	0	0	0	0	0	0	0	0	0	0	0	0	0	7-Year Property	MACRS Re	ADR Regular	MACRS	7 - Year Property
28543.59	22383.15	22383.15	0	0	0	0	0	0	0	0	0	0	0	0	0	0	ACE - Post 1989 Pre 1	MACRS Re	ADR Regular	MACRS	7 - Year Property
28543.59	22383.15	22383.15	0	0	0	0	0	0	0	0	0	0	0	0	0	0	AMT - ALL Property	MACRS Re	ADR Regular	MACRS	7 - Year Property
68193.23	53475.38	53475.38	0	0	0	0	0	0	0	0	0	0	0	0	0	0	7-Year Property	MACRS Re	ADR Regular	MACRS	7 - Year Property
68193.23	53475.38	53475.38	0	0	0	0	0	0	0	0	0	0	0	0	0	0	ACE - Post 1989 Pre 1	MACRS Re	ADR Regular	MACRS	7 - Year Property
68193.23	53475.38	53475.38	0	0	0	0	0	0	0	0	0	0	0	0	0	0	AMT - ALL Property	MACRS Re	ADR Regular	MACRS	7 - Year Property
151973.02	119173.38	119173.38	0	0	0	0	0	0	0	0	0	0	0	0	0	0	7-Year Property	MACRS Re	ADR Regular	MACRS	7 - Year Property
151973.02	119173.38	119173.38	0	0	0	0	0	0	0	0	0	0	0	0	0	0	ACE - Post 1989 Pre 1	MACRS Re	ADR Regular	MACRS	7 - Year Property
151973.02	119173.38	119173.38	0	0	0	0	0	0	0	0	0	0	0	0	0	0	AMT - ALL Property	MACRS Re	ADR Regular	MACRS	7 - Year Property
0	0	0	0	0	0	0	0	0	0	0	0	0	0	0	0	0	7-Year Property	Tax Expen	Tax Expense Retire La	MACRS	7 - Year Property
0	0	0	0	0	0	0	0	0	0	0	0	0	0	0	0	0	ACE - Post 1989 Pre 1	Tax Expen	Tax Expense Retire La	MACRS	7 - Year Property
0	0	0	0	0	0	0	0	0	0	0	0	0	0	0	0	0	AMT - ALL Property	Tax Expen	Tax Expense Retire La	MACRS	7 - Year Property
0	0	0	0	0	0	0	0	0	0	0	0	0	0	0	0	0	7-Year Property	Tax Expen	Tax Expense Retire La	MACRS	7 - Year Property
0	0	0	0	0	0	0	0	0	0	0	0	0	0	0	0	0	ACE - Post 1989 Pre 1	Tax Expen	Tax Expense Retire La	MACRS	7 - Year Property
0	0	0	0	0	0	0	0	0	0	0	0	0	0	0	0	0	AMT - ALL Property	Tax Expen	Tax Expense Retire La	MACRS	7 - Year Property
102025.21	81124.25	81124.25	0	0	0	0	0	0	0	0	0	0	0	0	0	0	15-Year Property	Tax Expen	Tax Expense Retire La	MACRS	15 - Year Property
102025.21	81124.25	81124.25	0	0	0	0	0	0	0	0	0	0	0	0	0	0	ACE - Post 1989 Pre 1	Tax Expen	Tax Expense Retire La	MACRS	15 - Year Property
102025.21	81124.25	81124.25	0	0	0	0	0	0	0	0	0	0	0	0	0	0	AMT - ALL Property	Tax Expen	Tax Expense Retire La	MACRS	15 - Year Property
0	0	0	0	0	0	0	0	0	0	0	0	0	0	0	0	0	5-Year Property	MACRS Re	ADR Regular	MACRS	5 - Year Property
0	0	0	0	0	0	0	0	0	0	0	0	0	0	0	0	0	ACE - Post 1989 Pre 1	MACRS Re	ADR Regular	MACRS	5 - Year Property
0	0	0	0	0	0	0	0	0	0	0	0	0	0	0	0	0	AMT - ALL Property	MACRS Re	ADR Regular	MACRS	5 - Year Property
0	0	0	0	0	0	0	0	0	0	0	0	0	0	0	0	0	7-Year Property	MACRS Re	ADR Regular	MACRS	7 - Year Property
0	0	0	0	0	0	0	0	0	0	0	0	0	0	0	0	0	ACE - Post 1989 Pre 1	MACRS Re	ADR Regular	MACRS	7 - Year Property
0	0	0	0	0	0	0	0	0	0	0	0	0	0	0	0	0	AMT - ALL Property	MACRS Re	ADR Regular	MACRS	7 - Year Property
0	0	0	0	0	0	0	0	0	0	0	0	0	0	0	0	0	7-Year Property	MACRS Re	ADR Regular	MACRS	7 - Year Property
0	0	0	0	0	0	0	0	0	0	0	0	0	0	0	0	0	ACE - Post 1989 Pre 1	MACRS Re	ADR Regular	MACRS	7 - Year Property
0	0	0	0	0	0	0	0	0	0	0	0	0	0	0	0	0	AMT - ALL Property	MACRS Re	ADR Regular	MACRS	7 - Year Property
32388820.86	30214629	30214629	0	8904.13	17968.23	101551.69	128424.05	26872.36	0	0	0	0	0	0	0	0	20-Year Property	Tax Expen	Tax Expense Retire La	MACRS	20 - Year Property
32388820.86	30214629.02	28919623.15	0	8904.13	17968.23	101551.69	128424.05	26872.36	0	0	0	0	0	0	0	0	ACE - Post 1989 Pre 1	Tax Expen	Tax Expense Retire La	MACRS	20 - Year Property
32388820.86	30214629.02	29049250.78	0	8904.13	17968.23	101551.69	128424.05	26872.36	0	0	0	0	0	0	0	0	AMT - ALL Property	Tax Expen	Tax Expense Retire La	MACRS	20 - Year Property
1587055.91	1831415.88	1831415.88	0	61794.32	0	218493.54	280287.86	61794.32	0	0	0	0	0	0	0	0	5-Year Property	Tax Expen	Tax Expense Retire La	MACRS	5 - Year Property
1587055.91	1831415.87	1831415.87	0	61794.32	0	218493.54	280287.86	61794.32	0	0	0	0	0	0	0	0	ACE - Post 1989 Pre 1	Tax Expen	Tax Expense Retire La	MACRS	5 - Year Property
1587055.91	1831415.87	1831415.87	0	61794.32	0	218493.54	280287.86	61794.32	0	0	0	0	0	0	0	0	AMT - ALL Property	Tax Expen	Tax Expense Retire La	MACRS	5 - Year Property
0	0	0	0	0	0	0	0	0	0	0	0	0	0	0	0	0	7-Year Property	MACRS Re	ADR Regular	MACRS	7 - Year Property
0	0	0	0	0	0	0	0	0	0	0	0	0	0	0	0	0	ACE - Post 1989 Pre 1	MACRS Re	ADR Regular	MACRS	7 - Year Property
0	0	0	0	0	0	0	0	0	0	0	0	0	0	0	0	0	AMT - ALL Property	MACRS Re	ADR Regular	MACRS	7 - Year Property
0	-0.01	-0.01	0	0	0	0	0	0	0	0	0	0	0	0	0	0	10-Year Property	MACRS Re	ADR Regular	MACRS	Class Life
355038.38	399222.69	399222.69	0	0	0	0	0	0	0	0	0	0	0	0	0	0	Non-Residential Real I	MACRS Re	ADR Regular	MACRS	Class Life
355038.38	399222.69	334347.08	0	0	0	0	0	0	0	0	0	0	0	0	0	0	ACE - Post 1989 Pre 1	MACRS Re	ADR Regular	MACRS	Class Life
355038.38	399222.69	340696.64	0	0	0	0	0	0	0	0	0	0	0	0	0	0	AMT - ALL Property	MACRS Re	ADR Regular	MACRS	Class Life
0	5507.41	5507.41	0	0	0	5507.42	5507.42	0	0	0	0	0	0	0	0	0	7-Year Property	MACRS Re	ADR Regular	MACRS	7 - Year Property
0	5507.42	5507.42	0	0	0	5507.42	5507.42	0	0	0	0	0	0	0	0	0	ACE - Post 1989 Pre 1	MACRS Re	ADR Regular	MACRS	7 - Year Property
0	5507.42	5507.42	0	0	0	5507.42	5507.42	0	0	0	0	0	0	0	0	0	AMT - ALL Property	MACRS Re	ADR Regular	MACRS	7 - Year Property
63986.65	62538.12	62538.12	0	0	0	0	0	0	0	0	0	0	0	0	0	0	5-Year Property	MACRS Re	ADR Regular	MACRS	5 - Year Property
63986.65	62538.11	62538.11	0	0	0	0	0	0	0	0	0	0	0	0	0	0	ACE - Post 1989 Pre 1	MACRS Re	ADR Regular	MACRS	5 - Year Property
63986.65	62538.11	62538.11	0	0	0	0	0	0	0	0	0	0	0	0	0	0	AMT - ALL Property	MACRS Re	ADR Regular	MACRS	5 - Year Property
282.14	265.74	265.74	0	0	0	0	0	0	0	0	0	0	0	0	0	0	7-Year Property	MACRS Re	ADR Regular	MACRS	7 - Year Property
282.14	265.74	265.74	0	0	0	0	0	0	0	0	0	0	0	0	0	0	ACE - Post 1989 Pre 1	MACRS Re	ADR Regular	MACRS	7 - Year Property
282.14	265.74	265.74	0	0	0	0	0	0	0	0	0	0	0	0	0	0	AMT - ALL Property	MACRS Re	ADR Regular	MACRS	7 - Year Property
2005.68	1814.74	1814.74	0	0	0	0	0	0	0	0	0	0	0	0	0	0	15-Year Property	MACRS Re	ADR Regular	MACRS	15 - Year Property
2005.68	1814.74	1814.74	0	0	0	0	0	0	0	0	0	0	0	0	0	0	ACE - Post 1989 Pre 1	MACRS Re	ADR Regular	MACRS	15 - Year Property
2005.68	1814.74	1814.74	0	0	0	0	0	0	0	0	0	0	0	0	0	0	AMT - ALL Property	MACRS Re	ADR Regular	MACRS	15 - Year Property
2100.97	2111.01	2111.01	0	0	0	0	0	0	0	0	0	0	0	0	0	0	5-Year Property	Tax Expen	Tax Expense Retire La	MACRS	5 - Year Property
2100.97	2111	2111	0	0	0	0	0	0	0	0	0	0	0	0	0	0	ACE - Post 1989 Pre 1	Tax Expen	Tax Expense Retire La	MACRS	5 - Year Property
2100.97	2111	2111	0	0	0	0	0	0	0	0	0	0	0	0	0	0	AMT - ALL Property	Tax Expen	Tax Expense Retire La	MACRS	5 - Year Property
30401.64	30401.64	30401.64	0	0	0	0	0	0	0	0	0	0	0	0	0	0	5-Year Property	Tax Expen	Tax Expense Retire La	MACRS	5 - Year Property
30401.64	30401.64	30401.64	0	0	0	0	0	0	0	0	0	0	0	0	0	0	ACE - Post 1989 Pre 1	Tax Expen	Tax Expense Retire La	MACRS	5 - Year Property
30401.64	30401.64	30401.64	0	0	0	0	0	0	0	0	0	0	0	0	0	0	AMT - ALL Property	Tax Expen	Tax Expense Retire La	MACRS	5 - Year Property
10294.36	8072.57	8072.57	0	0	0	0	0	0	0	0	0	0	0	0	0	0	7-Year Property	Tax Expen	Tax Expense Retire La	MACRS	7 - Year Property
10294.36	8072.56	8072.56	0	0	0	0	0	0	0	0	0	0	0	0	0	0	ACE - Post 1989 Pre 1	Tax Expen	Tax Expense Retire La	MACRS	7 - Year Property
10294.36	8072.56	8072.56	0	0	0	0	0	0	0	0	0	0	0	0	0	0	AMT - ALL Property	Tax Expen	Tax Expense Retire La	MACRS	7 - Year Property
84	84	0	0	0	0	0	0	0	0	0	0	0	0	0	0	0	NON-Depreciable	MACRS Re	ADR Regular	MACRS	Class Life
0	0	0	0	0	0	0	0	0	0	0	0	0	0	0	0	0	NON-Depreciable	MACRS Re	ADR Regular	MACRS	Class Life
3240773.02	2729080.68	2729080.68	0	14259.89	16251.61	121703.03	152214.53	30511.5	0	0	0	0	0	0	0	0	15-Year Property	Tax Expen	Tax Expense Retire La	MACRS	15 - Year Property
3240773.02	2729080.66	2729080.66	0	14259.89	16251.61	121703.03	152214.53	30511.5	0	0	0	0	0	0	0	0	ACE - Post 1989 Pre 1	Tax Expen	Tax Expense Retire La	MACRS	15 - Year Property
3240773.02	2729080.66	2729080.66	0	14259.89	16251.61	121703.03	152214.53	30511.5	0	0	0	0	0	0	0	0	AMT - ALL Property	Tax Expen	Tax Expense Retire La	MACRS	15 - Year Property
0	0	0	0	0	0	0	0	0	0	0	0	0	0	0	0	0	7-Year Property	Tax Expen	Tax Expense Retire La	MACRS	7 - Year Property
0	0	0	0	0	0	0	0	0	0	0	0	0	0	0	0	0	ACE - Post 1989 Pre 1	Tax Expen	Tax Expense Retire La	MACRS	7 - Year Property
0	0	0	0	0	0	0	0	0	0	0	0	0	0	0	0	0	AMT - ALL Property	Tax Expen	Tax Expense Retire La	MACRS	7 - Year Property
39268.24	33733.78	33733.78	0	172.78	196.92	2140.35	2510.05	369.7	0	0	0	0	0	0	0	0	15-Year Property	Tax Expen	Tax Expense Retire La	MACRS	15 - Year Property
39268.24	33733.77	33733.77	0	172.78	196.92	2140.35	2510.05	369.7	0	0	0	0	0	0	0	0	ACE - Post 1989 Pre 1	Tax Expen	Tax Expense Retire La	MACRS	15 - Year Property
39268.24	33733.77	33733.77	0	172.78	196.92	2140.35	2510.05	369.7	0	0	0	0	0	0	0	0	AMT - ALL Property	Tax Expen	Tax Expense Retire La	MACRS	15 - Year Property
868.58	713.17	713.17	0	3.82	4.37	14.35	22.54	8.19	0	0	0	0	0	0	0	0	15-Year Property	Tax Expen	Tax Expense Retire La	MACRS	15 - Year Property
868.58	713.17	713.17	0	3.82	4.37	14.35	22.54	8.19	0	0	0	0	0	0	0	0	ACE - Post 1989 Pre 1	Tax Expen	Tax Expense Retire La	MACRS	15 - Year Property
868.58	713.17	713.17	0	3.82	4.37	14.35	22.54	8.19	0	0	0	0	0	0	0	0	AMT - ALL Property	Tax Expen	Tax Expense Retire La	MACRS	15 - Year Property
173427.9	144527.83	144527.83	0	0	0	6628.46	6628.46	0	0	0	0	0	0	0	0	0	15-Year Property	Tax Expen	Tax Expense Retire La	MACRS	15 - Year Property
173427.9	144527.83	144527.83	0	0	0	6628.46	6628.46	0	0	0	0	0	0	0	0	0	ACE - Post 1989 Pre 1	Tax Expen	Tax Expense Retire La	MACRS	15 - Year Property
173427.9	144527.83	144527.83	0	0	0	6628.46	6628.46	0	0	0	0	0	0	0	0	0	AMT - ALL Property	Tax Expen	Tax Expense Retire La	MACRS	15 - Year Property
32625.49	28147.46	28147.46	0	0	0	2205.64	2205.64	0	0	0	0	0	0	0	0	0	15-Year Property	Tax Expen	Tax Expense Retire La	MACRS	15 - Year Property
32625.49	28147.45	28147.45	0	0	0	2205.64	2205.64	0	0	0	0	0	0	0	0	0	ACE - Post 1989 Pre 1	Tax Expen	Tax Expense Retire La	MACRS	15 - Year Property
32625.49	28147.45	28147.45	0	0	0	2205.64	2205.64	0	0	0	0	0	0	0	0	0	AMT - ALL Property	Tax Expen	Tax Expense Retire La	MACRS	15 - Year Property
123590.13	98439.63	98439.63	0	0	0	168.25	168.25	0	0	0	0	0	0	0	0	0	15-Year Property	Tax Expen	Tax Expense Retire La	MACRS	15 - Year Property
123590.13	98439.62	98439.62	0	0	0	168.25	168.25	0	0	0	0	0	0	0	0	0	ACE - Post 1989 Pre 1	Tax Expen	Tax Expense Retire La	MACRS	15 - Year Property
123590.13	98439.62	98439.62	0	0	0	168.25	168.25	0	0	0	0	0	0	0	0	0	AMT - ALL Property	Tax Expen	Tax Expense Retire La	MACRS	15 - Year Property
382903.13	363455.47	363455.47	0	2537.46	0	56456.69	58994.15	2537.46	0	0	0	0	0	0	0	0	15-Year Property	Tax Expen	Tax Expense Retire La	MACRS	15 - Year Property
382903.13	363455.48	363455.48	0	2537.46	0	56456.69	58994.15	2537.46	0	0	0	0	0	0	0	0	ACE - Post 1989 Pre 1	Tax Expen	Tax Expense Retire La	MACRS	15 - Year Property
382903.13	363455.48	363455.48	0	2537.46	0	56456.69	58994.15	2537.46	0	0	0	0	0	0	0	0	AMT - ALL Property	Tax Expen	Tax Expense Retire La	MACRS	15 - Year Property
1061096.82	893914.74	893914.74	0	7031.78	0	43163.11	50194.89	7031.78	0	0	0	0	0	0	0	0	15-Year Property	Tax Expen	Tax Expense Retire La	MACRS	15 - Year Property
1061096.82	893914.74	893914.74	0	7031.78	0	43163.11	50194.89	7031.78	0	0	0	0	0	0	0	0	ACE - Post 1989 Pre 1	Tax Expen	Tax Expense Retire La	MACRS	15 - Year Property
1061096.82	893914.74	893914.74	0	7031.78	0	43163.11	50194.89	7031.78	0	0	0	0	0	0	0	0	AMT - ALL Property	Tax Expen	Tax Expense Retire La	MACRS	15 - Year Property
240995.86	198705.36	198705.36	0	1597.07	0	5483.01	7080.08	1597.07	0	0	0	0	0	0	0	0	15-Year Property	Tax Expen	Tax Expense Retire La	MACRS	15 - Year Property

240995.86	198705.35	198705.35	0	1597.07	0	5483.01	7080.08	1597.07	0	0	0	0	0	0	0	0	ACE - Post 1989 Pre 1	Tax Expen:	Tax Expense Retire La	MACRS	15 - Year Property
240995.86	198705.35	198705.35	0	1597.07	0	5483.01	7080.08	1597.07	0	0	0	0	0	0	0	0	AMT - ALL Property	Tax Expen:	Tax Expense Retire La	MACRS	15 - Year Property
470.39	385.23	385.23	0	3.12	0	8.08	11.2	3.12	0	0	0	0	0	0	0	0	15-Year Property	Tax Expen:	Tax Expense Retire La	MACRS	15 - Year Property
470.39	385.23	385.23	0	3.12	0	8.08	11.2	3.12	0	0	0	0	0	0	0	0	ACE - Post 1989 Pre 1	Tax Expen:	Tax Expense Retire La	MACRS	15 - Year Property
470.39	385.23	385.23	0	3.12	0	8.08	11.2	3.12	0	0	0	0	0	0	0	0	AMT - ALL Property	Tax Expen:	Tax Expense Retire La	MACRS	15 - Year Property
0	0	0	0	0	0	0	0	0	0	0	0	0	0	0	0	0	5-Year Property	MACRS Re	ADR Regular	MACRS	5 - Year Property
0	0	0	0	0	0	0	0	0	0	0	0	0	0	0	0	0	ACE - Post 1989 Pre 1	MACRS Re	ADR Regular	MACRS	5 - Year Property
0	0	0	0	0	0	0	0	0	0	0	0	0	0	0	0	0	AMT - ALL Property	MACRS Re	ADR Regular	MACRS	5 - Year Property
0	0	0	0	0	0	0	0	0	0	0	0	0	0	0	0	0	7-Year Property	MACRS Re	ADR Regular	MACRS	7 - Year Property
0	0	0	0	0	0	0	0	0	0	0	0	0	0	0	0	0	ACE - Post 1989 Pre 1	MACRS Re	ADR Regular	MACRS	7 - Year Property
0	0	0	0	0	0	0	0	0	0	0	0	0	0	0	0	0	AMT - ALL Property	MACRS Re	ADR Regular	MACRS	7 - Year Property
45800.63	40046.92	40046.92	0	0	0	0	0	0	0	0	0	0	0	0	0	0	Non-Residential Real I	MACRS Re	ADR Regular	MACRS	Non - Residential Real
45800.63	40046.93	32537.84	0	0	0	0	0	0	0	0	0	0	0	0	0	0	ACE - Post 1989 Pre 1	MACRS Re	ADR Regular	MACRS	Non - Residential Real
45800.63	40046.93	33275.01	0	0	0	0	0	0	0	0	0	0	0	0	0	0	AMT - ALL Property	MACRS Re	ADR Regular	MACRS	Non - Residential Real
0	0	0	0	0	0	0	0	0	0	0	0	0	0	0	0	0	7-Year Property	MACRS Re	ADR Regular	MACRS	7 - Year Property
0	0	0	0	0	0	0	0	0	0	0	0	0	0	0	0	0	ACE - Post 1989 Pre 1	MACRS Re	ADR Regular	MACRS	7 - Year Property
0	0	0	0	0	0	0	0	0	0	0	0	0	0	0	0	0	AMT - ALL Property	MACRS Re	ADR Regular	MACRS	7 - Year Property
3017.82	2399.6	2399.6	0	0	0	0	0	0	0	0	0	0	0	0	0	0	15-Year Property	MACRS Re	ADR Regular	MACRS	15 - Year Property
3017.82	2399.6	2399.6	0	0	0	0	0	0	0	0	0	0	0	0	0	0	ACE - Post 1989 Pre 1	MACRS Re	ADR Regular	MACRS	15 - Year Property
3017.82	2399.6	2399.6	0	0	0	0	0	0	0	0	0	0	0	0	0	0	AMT - ALL Property	MACRS Re	ADR Regular	MACRS	15 - Year Property
139.3	109.24	109.24	0	0	0	0	0	0	0	0	0	0	0	0	0	0	7-Year Property	MACRS Re	ADR Regular	MACRS	7 - Year Property
139.3	109.24	109.24	0	0	0	0	0	0	0	0	0	0	0	0	0	0	ACE - Post 1989 Pre 1	MACRS Re	ADR Regular	MACRS	7 - Year Property
139.3	109.24	109.24	0	0	0	0	0	0	0	0	0	0	0	0	0	0	AMT - ALL Property	MACRS Re	ADR Regular	MACRS	7 - Year Property
0	16749.03	16749.03	0	0	0	16749.02	16749.02	0	0	0	0	0	0	0	0	0	7-Year Property	MACRS Re	ADR Regular	MACRS	7 - Year Property
0	16749.02	16749.02	0	0	0	16749.02	16749.02	0	0	0	0	0	0	0	0	0	ACE - Post 1989 Pre 1	MACRS Re	ADR Regular	MACRS	7 - Year Property
0	16749.02	16749.02	0	0	0	16749.02	16749.02	0	0	0	0	0	0	0	0	0	AMT - ALL Property	MACRS Re	ADR Regular	MACRS	7 - Year Property
33160.44	26003.57	26003.57	0	0	0	0	0	0	0	0	0	0	0	0	0	0	7-Year Property	MACRS Re	ADR Regular	MACRS	7 - Year Property
33160.44	26003.57	26003.57	0	0	0	0	0	0	0	0	0	0	0	0	0	0	ACE - Post 1989 Pre 1	MACRS Re	ADR Regular	MACRS	7 - Year Property
33160.44	26003.57	26003.57	0	0	0	0	0	0	0	0	0	0	0	0	0	0	AMT - ALL Property	MACRS Re	ADR Regular	MACRS	7 - Year Property
37634.58	29512.08	29512.08	0	0	0	0	0	0	0	0	0	0	0	0	0	0	7-Year Property	MACRS Re	ADR Regular	MACRS	7 - Year Property
37634.58	29512.08	29512.08	0	0	0	0	0	0	0	0	0	0	0	0	0	0	ACE - Post 1989 Pre 1	MACRS Re	ADR Regular	MACRS	7 - Year Property
37634.58	29512.08	29512.08	0	0	0	0	0	0	0	0	0	0	0	0	0	0	AMT - ALL Property	MACRS Re	ADR Regular	MACRS	7 - Year Property
29294.36	22971.89	22971.89	0	0	0	0	0	0	0	0	0	0	0	0	0	0	7-Year Property	MACRS Re	ADR Regular	MACRS	7 - Year Property
29294.36	22971.89	22971.89	0	0	0	0	0	0	0	0	0	0	0	0	0	0	ACE - Post 1989 Pre 1	MACRS Re	ADR Regular	MACRS	7 - Year Property
29294.36	22971.89	22971.89	0	0	0	0	0	0	0	0	0	0	0	0	0	0	AMT - ALL Property	MACRS Re	ADR Regular	MACRS	7 - Year Property
29474.52	23113.18	23113.18	0	0	0	0	0	0	0	0	0	0	0	0	0	0	7-Year Property	MACRS Re	ADR Regular	MACRS	7 - Year Property
29474.52	23113.18	23113.18	0	0	0	0	0	0	0	0	0	0	0	0	0	0	ACE - Post 1989 Pre 1	MACRS Re	ADR Regular	MACRS	7 - Year Property
29474.52	23113.18	23113.18	0	0	0	0	0	0	0	0	0	0	0	0	0	0	AMT - ALL Property	MACRS Re	ADR Regular	MACRS	7 - Year Property
16363.72	12832.01	12832.01	0	0	0	0	0	0	0	0	0	0	0	0	0	0	7-Year Property	MACRS Re	ADR Regular	MACRS	7 - Year Property
16363.72	12832	12832	0	0	0	0	0	0	0	0	0	0	0	0	0	0	ACE - Post 1989 Pre 1	MACRS Re	ADR Regular	MACRS	7 - Year Property
16363.72	12832	12832	0	0	0	0	0	0	0	0	0	0	0	0	0	0	AMT - ALL Property	MACRS Re	ADR Regular	MACRS	7 - Year Property
1989.12	1559.83	1559.83	0	0	0	0	0	0	0	0	0	0	0	0	0	0	7-Year Property	MACRS Re	ADR Regular	MACRS	7 - Year Property
1989.12	1559.83	1559.83	0	0	0	0	0	0	0	0	0	0	0	0	0	0	ACE - Post 1989 Pre 1	MACRS Re	ADR Regular	MACRS	7 - Year Property
1989.12	1559.83	1559.83	0	0	0	0	0	0	0	0	0	0	0	0	0	0	AMT - ALL Property	MACRS Re	ADR Regular	MACRS	7 - Year Property
13158.99	10318.94	10318.94	0	0	0	0	0	0	0	0	0	0	0	0	0	0	7-Year Property	MACRS Re	ADR Regular	MACRS	7 - Year Property
13158.99	10318.94	10318.94	0	0	0	0	0	0	0	0	0	0	0	0	0	0	ACE - Post 1989 Pre 1	MACRS Re	ADR Regular	MACRS	7 - Year Property
13158.99	10318.94	10318.94	0	0	0	0	0	0	0	0	0	0	0	0	0	0	AMT - ALL Property	MACRS Re	ADR Regular	MACRS	7 - Year Property
35701.39	27996.09	27996.09	0	0	0	0	0	0	0	0	0	0	0	0	0	0	7-Year Property	MACRS Re	ADR Regular	MACRS	7 - Year Property
35701.39	27996.09	27996.09	0	0	0	0	0	0	0	0	0	0	0	0	0	0	ACE - Post 1989 Pre 1	MACRS Re	ADR Regular	MACRS	7 - Year Property
35701.39	27996.09	27996.09	0	0	0	0	0	0	0	0	0	0	0	0	0	0	AMT - ALL Property	MACRS Re	ADR Regular	MACRS	7 - Year Property
189466.64	148574.92	148574.92	0	0	0	0	0	0	0	0	0	0	0	0	0	0	7-Year Property	MACRS Re	ADR Regular	MACRS	7 - Year Property
189466.64	148574.92	148574.92	0	0	0	0	0	0	0	0	0	0	0	0	0	0	ACE - Post 1989 Pre 1	MACRS Re	ADR Regular	MACRS	7 - Year Property
189466.64	148574.92	148574.92	0	0	0	0	0	0	0	0	0	0	0	0	0	0	AMT - ALL Property	MACRS Re	ADR Regular	MACRS	7 - Year Property
109022.76	85492.88	85492.88	0	0	0	0	0	0	0	0	0	0	0	0	0	0	7-Year Property	MACRS Re	ADR Regular	MACRS	7 - Year Property
109022.76	85492.88	85492.88	0	0	0	0	0	0	0	0	0	0	0	0	0	0	ACE - Post 1989 Pre 1	MACRS Re	ADR Regular	MACRS	7 - Year Property
109022.76	85492.88	85492.88	0	0	0	0	0	0	0	0	0	0	0	0	0	0	AMT - ALL Property	MACRS Re	ADR Regular	MACRS	7 - Year Property
1790.2	1790.2	0	0	0	0	0	0	0	0	0	0	0	0	0	0	0	NON-Depreciable	MACRS Re	ADR Regular	MACRS	Class Life
232960.62	220999.61	220999.61	0	0	0	35763.44	35763.44	0	0	0	0	0	0	0	0	0	15-Year Property	Tax Expen:	Tax Expense Retire La	MACRS	15 - Year Property
232960.62	220999.6	220999.6	0	0	0	35763.44	35763.44	0	0	0	0	0	0	0	0	0	ACE - Post 1989 Pre 1	Tax Expen:	Tax Expense Retire La	MACRS	15 - Year Property
232960.62	220999.6	220999.6	0	0	0	35763.44	35763.44	0	0	0	0	0	0	0	0	0	AMT - ALL Property	Tax Expen:	Tax Expense Retire La	MACRS	15 - Year Property
4071.83	3334.92	3334.92	0	0	0	97.25	97.25	0	0	0	0	0	0	0	0	0	15-Year Property	Tax Expen:	Tax Expense Retire La	MACRS	15 - Year Property
4071.83	3334.92	3334.92	0	0	0	97.25	97.25	0	0	0	0	0	0	0	0	0	ACE - Post 1989 Pre 1	Tax Expen:	Tax Expense Retire La	MACRS	15 - Year Property
4071.83	3334.92	3334.92	0	0	0	97.25	97.25	0	0	0	0	0	0	0	0	0	AMT - ALL Property	Tax Expen:	Tax Expense Retire La	MACRS	15 - Year Property
35381.82	28133.49	28133.49	0	0	0	0	0	0	0	0	0	0	0	0	0	0	15-Year Property	Tax Expen:	Tax Expense Retire La	MACRS	15 - Year Property
35381.82	28133.49	28133.49	0	0	0	0	0	0	0	0	0	0	0	0	0	0	ACE - Post 1989 Pre 1	Tax Expen:	Tax Expense Retire La	MACRS	15 - Year Property
35381.82	28133.49	28133.49	0	0	0	0	0	0	0	0	0	0	0	0	0	0	AMT - ALL Property	Tax Expen:	Tax Expense Retire La	MACRS	15 - Year Property
0	0	0	0	0	0	0	0	0	0	0	0	0	0	0	0	0	5-Year Property	MACRS Re	ADR Regular	MACRS	5 - Year Property
0	0	0	0	0	0	0	0	0	0	0	0	0	0	0	0	0	ACE - Post 1989 Pre 1	MACRS Re	ADR Regular	MACRS	5 - Year Property
0	0	0	0	0	0	0	0	0	0	0	0	0	0	0	0	0	AMT - ALL Property	MACRS Re	ADR Regular	MACRS	5 - Year Property
0	0	0	0	0	0	0	0	0	0	0	0	0	0	0	0	0	5-Year Property	MACRS Re	ADR Regular	MACRS	5 - Year Property
27656085.97	25749044	25749044	0	4941.09	9185.03	44983.86	59109.98	14126.12	0	0	0	0	0	0	0	0	20-Year Property	Tax Expen:	Tax Expense Retire La	MACRS	20 - Year Property
27656085.97	25749044.01	23909725.59	0	4941.09	9185.03	44983.86	59109.98	14126.12	0	0	0	0	0	0	0	0	ACE - Post 1989 Pre 1	Tax Expen:	Tax Expense Retire La	MACRS	20 - Year Property
27656085.97	25749044.01	24093637.96	0	4941.09	9185.03	44983.86	59109.98	14126.12	0	0	0	0	0	0	0	0	AMT - ALL Property	Tax Expen:	Tax Expense Retire La	MACRS	20 - Year Property
1645720.42	1622959.99	1622959.99	0	0	0	14495.53	14495.53	0	0	0	0	0	0	0	0	0	5-Year Property	Tax Expen:	Tax Expense Retire La	MACRS	5 - Year Property
1645720.42	1622959.98	1622959.98	0	0	0	14495.53	14495.53	0	0	0	0	0	0	0	0	0	ACE - Post 1989 Pre 1	Tax Expen:	Tax Expense Retire La	MACRS	5 - Year Property
1645720.42	1622959.98	1622959.98	0	0	0	14495.53	14495.53	0	0	0	0	0	0	0	0	0	AMT - ALL Property	Tax Expen:	Tax Expense Retire La	MACRS	5 - Year Property
0	0	0	0	0	0	0	0	0	0	0	0	0	0	0	0	0	5-Year Property	MACRS Re	ADR Regular	MACRS	5 - Year Property
0	0	0	0	0	0	0	0	0	0	0	0	0	0	0	0	0	ACE - Post 1989 Pre 1	MACRS Re	ADR Regular	MACRS	5 - Year Property
0	0	0	0	0	0	0	0	0	0	0	0	0	0	0	0	0	AMT - ALL Property	MACRS Re	ADR Regular	MACRS	5 - Year Property
409116.95	460031.05	460031.05	0	0	0	0	0	0	0	0	0	0	0	0	0	0	Non-Residential Real I	MACRS Re	ADR Regular	MACRS	Class Life
409116.95	460031.05	373771.81	0	0	0	0	0	0	0	0	0	0	0	0	0	0	ACE - Post 1989 Pre 1	MACRS Re	ADR Regular	MACRS	Class Life
409116.95	460031.05	382239.79	0	0	0	0	0	0	0	0	0	0	0	0	0	0	AMT - ALL Property	MACRS Re	ADR Regular	MACRS	Class Life
10780.14	10831.6	10831.6	0	0	0	0	0	0	0	0	0	0	0	0	0	0	5-Year Property	Tax Expen:	Tax Expense Retire La	MACRS	5 - Year Property
10780.14	10831.6	10831.6	0	0	0	0	0	0	0	0	0	0	0	0	0	0	ACE - Post 1989 Pre 1	Tax Expen:	Tax Expense Retire La	MACRS	5 - Year Property
10780.14	10831.6	10831.6	0	0	0	0	0	0	0	0	0	0	0	0	0	0	AMT - ALL Property	Tax Expen:	Tax Expense Retire La	MACRS	5 - Year Property
25440.38	25440.38	25440.38	0	0	0	0	0	0	0	0	0	0	0	0	0	0	5-Year Property	Tax Expen:	Tax Expense Retire La	MACRS	5 - Year Property
123019.2	96468.55	96468.55	0	0	0	0	0	0	0	0	0	0	0	0	0	0	7-Year Property	Tax Expen:	Tax Expense Retire La	MACRS	7 - Year Property
123019.2	96468.56	96468.56	0	0	0	0	0	0	0	0	0	0	0	0	0	0	ACE - Post 1989 Pre 1	Tax Expen:	Tax Expense Retire La	MACRS	7 - Year Property
123019.2	96468.56	96468.56	0	0	0	0	0	0	0	0	0	0	0	0	0	0	AMT - ALL Property	Tax Expen:	Tax Expense Retire La	MACRS	7 - Year Property
31115.31	31263.86	31263.86	0	0	0	0	0	0	0	0	0	0	0	0	0	0	5-Year Property	Tax Expen:	Tax Expense Retire La	MACRS	5 - Year Property
31115.31	31263.86	31263.86	0	0	0	0	0	0	0	0	0	0	0	0	0	0	ACE - Post 1989 Pre 1	Tax Expen:	Tax Expense Retire La	MACRS	5 - Year Property
31115.31	31263.86	31263.86	0	0	0	0	0	0	0	0	0	0	0	0	0	0	AMT - ALL Property	Tax Expen:	Tax Expense Retire La	MACRS	5 - Year Property

4175.24	2044.96	2044.96	0	0	0	0	0	0	0	0	0	0	0	0	0	0	5-Year Property	Tax Expen	Tax Expense Retire La	MACRS	5 - Year Property
4175.24	2044.95	2044.95	0	0	0	0	0	0	0	0	0	0	0	0	0	0	ACE - Post 1989 Pre 1	Tax Expen	Tax Expense Retire La	MACRS	5 - Year Property
4175.24	2044.95	2044.95	0	0	0	0	0	0	0	0	0	0	0	0	0	0	AMT - ALL Property	Tax Expen	Tax Expense Retire La	MACRS	5 - Year Property
799.5	799.5	0	0	0	0	0	0	0	0	0	0	0	0	0	0	0	NON-Depreciable	MACRS Re	ADR Regular	MACRS	Class Life
15	15	0	0	0	0	0	0	0	0	0	0	0	0	0	0	0	NON-Depreciable	MACRS Re	ADR Regular	MACRS	Class Life
0	0	0	0	0	0	0	0	0	0	0	0	0	0	0	0	0	7-Year Property	Tax Expen	Tax Expense Retire La	MACRS	7 - Year Property
0	0	0	0	0	0	0	0	0	0	0	0	0	0	0	0	0	ACE - Post 1989 Pre 1	Tax Expen	Tax Expense Retire La	MACRS	7 - Year Property
0	0	0	0	0	0	0	0	0	0	0	0	0	0	0	0	0	AMT - ALL Property	Tax Expen	Tax Expense Retire La	MACRS	7 - Year Property
0	0	0	0	0	0	0	0	0	0	0	0	0	0	0	0	0	15-Year Property	Tax Expen	Tax Expense Retire La	MACRS	15 - Year Property
0	0	0	0	0	0	0	0	0	0	0	0	0	0	0	0	0	ACE - Post 1989 Pre 1	Tax Expen	Tax Expense Retire La	MACRS	15 - Year Property
0	0	0	0	0	0	0	0	0	0	0	0	0	0	0	0	0	AMT - ALL Property	Tax Expen	Tax Expense Retire La	MACRS	15 - Year Property
1460017.8	1291198.31	1291198.31	0	7796.73	12209.06	110274.89	130280.68	20005.79	0	0	0	0	0	0	0	0	15-Year Property	Tax Expen	Tax Expense Retire La	MACRS	15 - Year Property
1460017.8	1291198.31	1291198.31	0	7796.73	12209.06	110274.89	130280.68	20005.79	0	0	0	0	0	0	0	0	ACE - Post 1989 Pre 1	Tax Expen	Tax Expense Retire La	MACRS	15 - Year Property
1460017.8	1291198.31	1291198.31	0	7796.73	12209.06	110274.89	130280.68	20005.79	0	0	0	0	0	0	0	0	AMT - ALL Property	Tax Expen	Tax Expense Retire La	MACRS	15 - Year Property
516976.94	523727.38	523727.38	0	2760.74	4323.1	105574.83	112658.67	7083.84	0	0	0	0	0	0	0	0	15-Year Property	Tax Expen	Tax Expense Retire La	MACRS	15 - Year Property
516976.94	523727.38	523727.38	0	2760.74	4323.1	105574.83	112658.67	7083.84	0	0	0	0	0	0	0	0	ACE - Post 1989 Pre 1	Tax Expen	Tax Expense Retire La	MACRS	15 - Year Property
516976.94	523727.38	523727.38	0	2760.74	4323.1	105574.83	112658.67	7083.84	0	0	0	0	0	0	0	0	AMT - ALL Property	Tax Expen	Tax Expense Retire La	MACRS	15 - Year Property
124513.81	109370.75	109370.75	0	664.93	1041.22	8658.77	10364.92	1706.15	0	0	0	0	0	0	0	0	15-Year Property	Tax Expen	Tax Expense Retire La	MACRS	15 - Year Property
124513.81	109370.75	109370.75	0	664.93	1041.22	8658.77	10364.92	1706.15	0	0	0	0	0	0	0	0	ACE - Post 1989 Pre 1	Tax Expen	Tax Expense Retire La	MACRS	15 - Year Property
124513.81	109370.75	109370.75	0	664.93	1041.22	8658.77	10364.92	1706.15	0	0	0	0	0	0	0	0	AMT - ALL Property	Tax Expen	Tax Expense Retire La	MACRS	15 - Year Property
102840.31	83779.3	83779.3	0	0	0	2006.93	2006.93	0	0	0	0	0	0	0	0	0	15-Year Property	Tax Expen	Tax Expense Retire La	MACRS	15 - Year Property
102840.31	83779.3	83779.3	0	0	0	2006.93	2006.93	0	0	0	0	0	0	0	0	0	ACE - Post 1989 Pre 1	Tax Expen	Tax Expense Retire La	MACRS	15 - Year Property
102840.31	83779.3	83779.3	0	0	0	2006.93	2006.93	0	0	0	0	0	0	0	0	0	AMT - ALL Property	Tax Expen	Tax Expense Retire La	MACRS	15 - Year Property
198142.98	158655.72	158655.72	0	0	0	1104.45	1104.45	0	0	0	0	0	0	0	0	0	15-Year Property	Tax Expen	Tax Expense Retire La	MACRS	15 - Year Property
198142.98	158655.71	158655.71	0	0	0	1104.45	1104.45	0	0	0	0	0	0	0	0	0	ACE - Post 1989 Pre 1	Tax Expen	Tax Expense Retire La	MACRS	15 - Year Property
198142.98	158655.71	158655.71	0	0	0	1104.45	1104.45	0	0	0	0	0	0	0	0	0	AMT - ALL Property	Tax Expen	Tax Expense Retire La	MACRS	15 - Year Property
616029.9	489829.6	489829.6	0	0	0	0	0	0	0	0	0	0	0	0	0	0	15-Year Property	Tax Expen	Tax Expense Retire La	MACRS	15 - Year Property
616029.9	489829.6	489829.6	0	0	0	0	0	0	0	0	0	0	0	0	0	0	ACE - Post 1989 Pre 1	Tax Expen	Tax Expense Retire La	MACRS	15 - Year Property
616029.9	489829.6	489829.6	0	0	0	0	0	0	0	0	0	0	0	0	0	0	AMT - ALL Property	Tax Expen	Tax Expense Retire La	MACRS	15 - Year Property
0	0	0	0	0	0	0	0	0	0	0	0	0	0	0	0	0	20-Year Property	Tax Expen	Tax Expense Retire La	MACRS	20 - Year Property
0	0	0	0	0	0	0	0	0	0	0	0	0	0	0	0	0	ACE - Post 1989 Pre 1	Tax Expen	Tax Expense Retire La	MACRS	20 - Year Property
0	0	0	0	0	0	0	0	0	0	0	0	0	0	0	0	0	AMT - ALL Property	Tax Expen	Tax Expense Retire La	MACRS	20 - Year Property
739949.15	716178.29	716178.29	0	19535.73	0	108279.89	127815.62	19535.73	0	0	0	0	0	0	0	0	15-Year Property	Tax Expen	Tax Expense Retire La	MACRS	15 - Year Property
739949.15	716178.3	716178.3	0	19535.73	0	108279.89	127815.62	19535.73	0	0	0	0	0	0	0	0	ACE - Post 1989 Pre 1	Tax Expen	Tax Expense Retire La	MACRS	15 - Year Property
739949.15	716178.3	716178.3	0	19535.73	0	108279.89	127815.62	19535.73	0	0	0	0	0	0	0	0	AMT - ALL Property	Tax Expen	Tax Expense Retire La	MACRS	15 - Year Property
342437.51	299007.42	299007.42	0	9040.84	0	17681.04	26721.88	9040.84	0	0	0	0	0	0	0	0	15-Year Property	Tax Expen	Tax Expense Retire La	MACRS	15 - Year Property
342437.51	299007.4	299007.4	0	9040.84	0	17681.04	26721.88	9040.84	0	0	0	0	0	0	0	0	ACE - Post 1989 Pre 1	Tax Expen	Tax Expense Retire La	MACRS	15 - Year Property
342437.51	299007.4	299007.4	0	9040.84	0	17681.04	26721.88	9040.84	0	0	0	0	0	0	0	0	AMT - ALL Property	Tax Expen	Tax Expense Retire La	MACRS	15 - Year Property
460824.66	485668.54	485668.54	0	12166.43	0	107082.3	119248.73	12166.43	0	0	0	0	0	0	0	0	15-Year Property	Tax Expen	Tax Expense Retire La	MACRS	15 - Year Property
460824.66	485668.54	485668.54	0	12166.43	0	107082.3	119248.73	12166.43	0	0	0	0	0	0	0	0	ACE - Post 1989 Pre 1	Tax Expen	Tax Expense Retire La	MACRS	15 - Year Property
460824.66	485668.54	485668.54	0	12166.43	0	107082.3	119248.73	12166.43	0	0	0	0	0	0	0	0	AMT - ALL Property	Tax Expen	Tax Expense Retire La	MACRS	15 - Year Property
14438.77	12442.72	12442.72	0	381.19	0	580.7	961.89	381.19	0	0	0	0	0	0	0	0	15-Year Property	Tax Expen	Tax Expense Retire La	MACRS	15 - Year Property
14438.77	12442.72	12442.72	0	381.19	0	580.7	961.89	381.19	0	0	0	0	0	0	0	0	ACE - Post 1989 Pre 1	Tax Expen	Tax Expense Retire La	MACRS	15 - Year Property
14438.77	12442.72	12442.72	0	381.19	0	580.7	961.89	381.19	0	0	0	0	0	0	0	0	AMT - ALL Property	Tax Expen	Tax Expense Retire La	MACRS	15 - Year Property
0	0	0	0	0	0	0	0	0	0	0	0	0	0	0	0	0	20-Year Property	Tax Expen	Tax Expense Retire La	MACRS	20 - Year Property
0	0	0	0	0	0	0	0	0	0	0	0	0	0	0	0	0	ACE - Post 1989 Pre 1	Tax Expen	Tax Expense Retire La	MACRS	20 - Year Property
0	0	0	0	0	0	0	0	0	0	0	0	0	0	0	0	0	AMT - ALL Property	Tax Expen	Tax Expense Retire La	MACRS	20 - Year Property
0	0	0	0	0	0	0	0	0	0	0	0	0	0	0	0	0	7-Year Property	MACRS Re	ADR Regular	MACRS	7 - Year Property
0	0	0	0	0	0	0	0	0	0	0	0	0	0	0	0	0	ACE - Post 1989 Pre 1	MACRS Re	ADR Regular	MACRS	7 - Year Property
0	0	0	0	0	0	0	0	0	0	0	0	0	0	0	0	0	AMT - ALL Property	MACRS Re	ADR Regular	MACRS	7 - Year Property
0	0	0	0	0	0	0	0	0	0	0	0	0	0	0	0	0	7-Year Property	MACRS Re	ADR Regular	MACRS	7 - Year Property
0	0	0	0	0	0	0	0	0	0	0	0	0	0	0	0	0	ACE - Post 1989 Pre 1	MACRS Re	ADR Regular	MACRS	7 - Year Property
0	0	0	0	0	0	0	0	0	0	0	0	0	0	0	0	0	AMT - ALL Property	MACRS Re	ADR Regular	MACRS	7 - Year Property
0	0	0	0	0	0	0	0	0	0	0	0	0	0	0	0	0	7-Year Property	MACRS Re	ADR Regular	MACRS	7 - Year Property
0	0	0	0	0	0	0	0	0	0	0	0	0	0	0	0	0	ACE - Post 1989 Pre 1	MACRS Re	ADR Regular	MACRS	7 - Year Property
0	0	0	0	0	0	0	0	0	0	0	0	0	0	0	0	0	AMT - ALL Property	MACRS Re	ADR Regular	MACRS	7 - Year Property
0	0	0	0	0	0	0	0	0	0	0	0	0	0	0	0	0	7-Year Property	MACRS Re	ADR Regular	MACRS	7 - Year Property
0	0	0	0	0	0	0	0	0	0	0	0	0	0	0	0	0	ACE - Post 1989 Pre 1	MACRS Re	ADR Regular	MACRS	7 - Year Property
0	0	0	0	0	0	0	0	0	0	0	0	0	0	0	0	0	AMT - ALL Property	MACRS Re	ADR Regular	MACRS	7 - Year Property
0	0	0	0	0	0	0	0	0	0	0	0	0	0	0	0	0	5-Year Property	MACRS Re	ADR Regular	MACRS	5 - Year Property
0	0	0	0	0	0	0	0	0	0	0	0	0	0	0	0	0	ACE - Post 1989 Pre 1	MACRS Re	ADR Regular	MACRS	5 - Year Property
0	0	0	0	0	0	0	0	0	0	0	0	0	0	0	0	0	AMT - ALL Property	MACRS Re	ADR Regular	MACRS	5 - Year Property
0	0	0	0	0	0	0	0	0	0	0	0	0	0	0	0	0	5-Year Property	MACRS Re	ADR Regular	MACRS	5 - Year Property
0	0	0	0	0	0	0	0	0	0	0	0	0	0	0	0	0	ACE - Post 1989 Pre 1	MACRS Re	ADR Regular	MACRS	5 - Year Property
0	0	0	0	0	0	0	0	0	0	0	0	0	0	0	0	0	AMT - ALL Property	MACRS Re	ADR Regular	MACRS	5 - Year Property
49533.31	65005.13	65005.13	0	0	0	26162.36	26162.36	0	0	0	0	0	0	0	0	0	7-Year Property	MACRS Re	ADR Regular	MACRS	7 - Year Property
49533.31	65005.12	65005.12	0	0	0	26162.36	26162.36	0	0	0	0	0	0	0	0	0	ACE - Post 1989 Pre 1	MACRS Re	ADR Regular	MACRS	7 - Year Property
49533.31	65005.12	65005.12	0	0	0	26162.36	26162.36	0	0	0	0	0	0	0	0	0	AMT - ALL Property	MACRS Re	ADR Regular	MACRS	7 - Year Property
204279.14	161569.07	161569.07	0	0	0	1378.58	1378.58	0	0	0	0	0	0	0	0	0	7-Year Property	MACRS Re	ADR Regular	MACRS	7 - Year Property
204279.14	161569.07	161569.07	0	0	0	1378.58	1378.58	0	0	0	0	0	0	0	0	0	ACE - Post 1989 Pre 1	MACRS Re	ADR Regular	MACRS	7 - Year Property
204279.14	161569.07	161569.07	0	0	0	1378.58	1378.58	0	0	0	0	0	0	0	0	0	AMT - ALL Property	MACRS Re	ADR Regular	MACRS	7 - Year Property
1772.01	1389.57	1389.57	0	0	0	0	0	0	0	0	0	0	0	0	0	0	7-Year Property	MACRS Re	ADR Regular	MACRS	7 - Year Property
1772.01	1389.57	1389.57	0	0	0	0	0	0	0	0	0	0	0	0	0	0	ACE - Post 1989 Pre 1	MACRS Re	ADR Regular	MACRS	7 - Year Property
1772.01	1389.57	1389.57	0	0	0	0	0	0	0	0	0	0	0	0	0	0	AMT - ALL Property	MACRS Re	ADR Regular	MACRS	7 - Year Property
832.65	652.94	652.94	0	0	0	0	0	0	0	0	0	0	0	0	0	0	7-Year Property	MACRS Re	ADR Regular	MACRS	7 - Year Property
832.65	652.94	652.94	0	0	0	0	0	0	0	0	0	0	0	0	0	0	ACE - Post 1989 Pre 1	MACRS Re	ADR Regular	MACRS	7 - Year Property
832.65	652.94	652.94	0	0	0	0	0	0	0	0	0	0	0	0	0	0	AMT - ALL Property	MACRS Re	ADR Regular	MACRS	7 - Year Property
11135.39	8732.09	8732.09	0	0	0	0	0	0	0	0	0	0	0	0	0	0	7-Year Property	MACRS Re	ADR Regular	MACRS	7 - Year Property
11135.39	8732.09	8732.09	0	0	0	0	0	0	0	0	0	0	0	0	0	0	ACE - Post 1989 Pre 1	MACRS Re	ADR Regular	MACRS	7 - Year Property
11135.39	8732.09	8732.09	0	0	0	0	0	0	0	0	0	0	0	0	0	0	AMT - ALL Property	MACRS Re	ADR Regular	MACRS	7 - Year Property
23681.36	18570.31	18570.31	0	0	0	0	0	0	0	0	0	0	0	0	0	0	7-Year Property	MACRS Re	ADR Regular	MACRS	7 - Year Property
23681.36	18570.31	18570.31	0	0	0	0	0	0	0	0	0	0	0	0	0	0	ACE - Post 1989 Pre 1	MACRS Re	ADR Regular	MACRS	7 - Year Property
23681.36	18570.31	18570.31	0	0	0	0	0	0	0	0	0	0	0	0	0	0	AMT - ALL Property	MACRS Re	ADR Regular	MACRS	7 - Year Property
50300.87	39444.67	39444.67	0	0	0	0	0	0	0	0	0	0	0	0	0	0	7-Year Property	MACRS Re	ADR Regular	MACRS	7 - Year Property
50300.87	39444.67	39444.67	0	0	0	0	0	0	0	0	0	0	0	0	0	0	ACE - Post 1989 Pre 1	MACRS Re	ADR Regular	MACRS	7 - Year Property
50300.87	39444.67	39444.67	0	0	0	0	0	0	0	0	0	0	0	0	0	0	AMT - ALL Property	MACRS Re	ADR Regular	MACRS	7 - Year Property
34049.75	26700.95	26700.95	0	0	0	0	0	0	0	0	0	0	0	0	0	0	7-Year Property	MACRS Re	ADR Regular	MACRS	7 - Year Property
34049.75	26700.95	26700.95	0	0	0	0	0	0	0	0	0	0	0	0	0	0	ACE - Post 1989 Pre 1	MACRS Re	ADR Regular	MACRS	7 - Year Property
34049.75	26700.95	26700.95	0	0	0	0	0	0	0	0	0	0	0	0	0	0	AMT - ALL Property	MACRS Re	ADR Regular	MACRS	7 - Year Property
8793.06	6895.28	6895.28	0	0	0	0	0	0	0	0	0	0	0	0	0	0	7-Year Property	MACRS Re	ADR Regular	MACRS	7 - Year Property
8793.06	6895.28	6895.28	0	0	0	0	0	0	0	0	0	0	0	0	0	0	ACE - Post 1989 Pre 1	MACRS Re	ADR Regular	MACRS	7 - Year Property
8793.06	6895.28	6895.28	0	0	0	0	0	0	0	0	0	0	0	0	0	0	AMT - ALL Property	MACRS Re	ADR Regular	MACRS	7 - Year Property

4932.35	3867.82	3867.82	0	0	0	0	0	0	0	0	0	0	0	0	0	0	7-Year Property	MACRS Re	ADR Regular	MACRS	7 - Year Property
4932.35	3867.82	3867.82	0	0	0	0	0	0	0	0	0	0	0	0	0	0	ACE - Post 1989 Pre 1	MACRS Re	ADR Regular	MACRS	7 - Year Property
4932.35	3867.82	3867.82	0	0	0	0	0	0	0	0	0	0	0	0	0	0	AMT - ALL Property	MACRS Re	ADR Regular	MACRS	7 - Year Property
59605.14	46740.83	46740.83	0	0	0	0	0	0	0	0	0	0	0	0	0	0	7-Year Property	MACRS Re	ADR Regular	MACRS	7 - Year Property
59605.14	46740.83	46740.83	0	0	0	0	0	0	0	0	0	0	0	0	0	0	ACE - Post 1989 Pre 1	MACRS Re	ADR Regular	MACRS	7 - Year Property
59605.14	46740.83	46740.83	0	0	0	0	0	0	0	0	0	0	0	0	0	0	AMT - ALL Property	MACRS Re	ADR Regular	MACRS	7 - Year Property
57678.2	45229.76	45229.76	0	0	0	0	0	0	0	0	0	0	0	0	0	0	7-Year Property	MACRS Re	ADR Regular	MACRS	7 - Year Property
57678.2	45229.76	45229.76	0	0	0	0	0	0	0	0	0	0	0	0	0	0	ACE - Post 1989 Pre 1	MACRS Re	ADR Regular	MACRS	7 - Year Property
57678.2	45229.76	45229.76	0	0	0	0	0	0	0	0	0	0	0	0	0	0	AMT - ALL Property	MACRS Re	ADR Regular	MACRS	7 - Year Property
625989.13	790725.78	790725.78	0	0	0	292977.2	292977.2	0	0	0	0	0	0	0	0	0	15-Year Property	Tax Expen	Tax Expense Retire La	MACRS	15 - Year Property
625989.13	790725.78	790725.78	0	0	0	292977.2	292977.2	0	0	0	0	0	0	0	0	0	ACE - Post 1989 Pre 1	Tax Expen	Tax Expense Retire La	MACRS	15 - Year Property
625989.13	790725.78	790725.78	0	0	0	292977.2	292977.2	0	0	0	0	0	0	0	0	0	AMT - ALL Property	Tax Expen	Tax Expense Retire La	MACRS	15 - Year Property
10584.87	13069.96	13069.96	0	0	0	4653.51	4653.51	0	0	0	0	0	0	0	0	0	15-Year Property	Tax Expen	Tax Expense Retire La	MACRS	15 - Year Property
10584.87	13069.96	13069.96	0	0	0	4653.51	4653.51	0	0	0	0	0	0	0	0	0	ACE - Post 1989 Pre 1	Tax Expen	Tax Expense Retire La	MACRS	15 - Year Property
10584.87	13069.96	13069.96	0	0	0	4653.51	4653.51	0	0	0	0	0	0	0	0	0	AMT - ALL Property	Tax Expen	Tax Expense Retire La	MACRS	15 - Year Property
155138.12	124339.05	124339.05	0	0	0	982.63	982.63	0	0	0	0	0	0	0	0	0	15-Year Property	Tax Expen	Tax Expense Retire La	MACRS	15 - Year Property
155138.12	124339.05	124339.05	0	0	0	982.63	982.63	0	0	0	0	0	0	0	0	0	ACE - Post 1989 Pre 1	Tax Expen	Tax Expense Retire La	MACRS	15 - Year Property
155138.12	124339.05	124339.05	0	0	0	982.63	982.63	0	0	0	0	0	0	0	0	0	AMT - ALL Property	Tax Expen	Tax Expense Retire La	MACRS	15 - Year Property
65951.28	65951.28	65951.28	0	0	0	0	0	0	0	0	0	0	0	0	0	0	5-Year Property	MACRS Re	ADR Regular	MACRS	5 - Year Property
65951.28	65951.28	65951.28	0	0	0	0	0	0	0	0	0	0	0	0	0	0	ACE - Post 1989 Pre 1	MACRS Re	ADR Regular	MACRS	5 - Year Property
65951.28	65951.28	65951.28	0	0	0	0	0	0	0	0	0	0	0	0	0	0	AMT - ALL Property	MACRS Re	ADR Regular	MACRS	5 - Year Property
16236231.11	15113425.73	15113425.73	0	2871.94	5144.4	23459.4	31475.74	8016.34	0	0	0	0	0	0	0	0	20-Year Property	Tax Expen	Tax Expense Retire La	MACRS	20 - Year Property
16236231.11	15113425.74	13602020.29	0	2871.94	5144.4	23459.4	31475.74	8016.34	0	0	0	0	0	0	0	0	ACE - Post 1989 Pre 1	Tax Expen	Tax Expense Retire La	MACRS	20 - Year Property
16236231.11	15113425.74	13753217.44	0	2871.94	5144.4	23459.4	31475.74	8016.34	0	0	0	0	0	0	0	0	AMT - ALL Property	Tax Expen	Tax Expense Retire La	MACRS	20 - Year Property
974579.49	959198.99	959198.99	0	0	0	6682.12	6682.12	0	0	0	0	0	0	0	0	0	5-Year Property	Tax Expen	Tax Expense Retire La	MACRS	5 - Year Property
974579.49	959199	959199	0	0	0	6682.12	6682.12	0	0	0	0	0	0	0	0	0	ACE - Post 1989 Pre 1	Tax Expen	Tax Expense Retire La	MACRS	5 - Year Property
974579.49	959199	959199	0	0	0	6682.12	6682.12	0	0	0	0	0	0	0	0	0	AMT - ALL Property	Tax Expen	Tax Expense Retire La	MACRS	5 - Year Property
242987	273227	272265.08	0	0	0	0	0	0	0	0	0	0	0	0	0	0	Non-Residential Real I	MACRS Re	ADR Regular	MACRS	Class Life
242987	273227	215164.82	0	0	0	0	0	0	0	0	0	0	0	0	0	0	ACE - Post 1989 Pre 1	MACRS Re	ADR Regular	MACRS	Class Life
242987	273227	220849.4	0	0	0	0	0	0	0	0	0	0	0	0	0	0	AMT - ALL Property	MACRS Re	ADR Regular	MACRS	Class Life
20265.32	552090.27	552090.27	0	152611.9	0	380653.74	533265.66	152611.9	0	0	0	0	0	0	0	0	20-Year Property	Tax Expen	Tax Expense Retire La	MACRS	20 - Year Property
20265.32	552090.27	496878.94	0	152611.9	0	380653.74	533265.66	152611.9	0	0	0	0	0	0	0	0	ACE - Post 1989 Pre 1	Tax Expen	Tax Expense Retire La	MACRS	20 - Year Property
20265.32	552090.27	502402.14	0	152611.9	0	380653.74	533265.66	152611.9	0	0	0	0	0	0	0	0	AMT - ALL Property	Tax Expen	Tax Expense Retire La	MACRS	20 - Year Property
6121.94	6151.16	6151.16	0	0	0	0	0	0	0	0	0	0	0	0	0	0	5-Year Property	Tax Expen	Tax Expense Retire La	MACRS	5 - Year Property
6121.94	6151.16	6151.16	0	0	0	0	0	0	0	0	0	0	0	0	0	0	ACE - Post 1989 Pre 1	Tax Expen	Tax Expense Retire La	MACRS	5 - Year Property
6121.94	6151.16	6151.16	0	0	0	0	0	0	0	0	0	0	0	0	0	0	AMT - ALL Property	Tax Expen	Tax Expense Retire La	MACRS	5 - Year Property
2831	0	0	0	0	0	0	0	0	0	0	0	0	0	0	0	0	5-Year Property	Tax Expen	Tax Expense Retire La	MACRS	5 - Year Property
2831	0	0	0	0	0	0	0	0	0	0	0	0	0	0	0	0	ACE - Post 1989 Pre 1	Tax Expen	Tax Expense Retire La	MACRS	5 - Year Property
2831	0	0	0	0	0	0	0	0	0	0	0	0	0	0	0	0	AMT - ALL Property	Tax Expen	Tax Expense Retire La	MACRS	5 - Year Property
37026.8	29035.47	29035.47	0	0	0	0	0	0	0	0	0	0	0	0	0	0	7-Year Property	Tax Expen	Tax Expense Retire La	MACRS	7 - Year Property
37026.8	29035.47	29035.47	0	0	0	0	0	0	0	0	0	0	0	0	0	0	ACE - Post 1989 Pre 1	Tax Expen	Tax Expense Retire La	MACRS	7 - Year Property
37026.8	29035.47	29035.47	0	0	0	0	0	0	0	0	0	0	0	0	0	0	AMT - ALL Property	Tax Expen	Tax Expense Retire La	MACRS	7 - Year Property
106456.13	83480.18	83480.18	0	0	0	0	0	0	0	0	0	0	0	0	0	0	7-Year Property	Tax Expen	Tax Expense Retire La	MACRS	7 - Year Property
106456.13	83480.18	83480.18	0	0	0	0	0	0	0	0	0	0	0	0	0	0	ACE - Post 1989 Pre 1	Tax Expen	Tax Expense Retire La	MACRS	7 - Year Property
106456.13	83480.18	83480.18	0	0	0	0	0	0	0	0	0	0	0	0	0	0	AMT - ALL Property	Tax Expen	Tax Expense Retire La	MACRS	7 - Year Property
14350.53	14419.04	14419.04	0	0	0	0	0	0	0	0	0	0	0	0	0	0	5-Year Property	Tax Expen	Tax Expense Retire La	MACRS	5 - Year Property
14350.53	14419.04	14419.04	0	0	0	0	0	0	0	0	0	0	0	0	0	0	ACE - Post 1989 Pre 1	Tax Expen	Tax Expense Retire La	MACRS	5 - Year Property
14350.53	14419.04	14419.04	0	0	0	0	0	0	0	0	0	0	0	0	0	0	AMT - ALL Property	Tax Expen	Tax Expense Retire La	MACRS	5 - Year Property
792.19	621.22	621.22	0	0	0	0	0	0	0	0	0	0	0	0	0	0	7-Year Property	Tax Expen	Tax Expense Retire La	MACRS	7 - Year Property
792.19	621.22	621.22	0	0	0	0	0	0	0	0	0	0	0	0	0	0	ACE - Post 1989 Pre 1	Tax Expen	Tax Expense Retire La	MACRS	7 - Year Property
792.19	621.22	621.22	0	0	0	0	0	0	0	0	0	0	0	0	0	0	AMT - ALL Property	Tax Expen	Tax Expense Retire La	MACRS	7 - Year Property
3811.48	3811.48	0	0	0	0	0	0	0	0	0	0	0	0	0	0	0	NON-Depreciable	MACRS Re	ADR Regular	MACRS	Class Life
0	0	0	0	0	0	0	0	0	0	0	0	0	0	0	0	0	7-Year Property	Tax Expen	Tax Expense Retire La	MACRS	7 - Year Property
0	0	0	0	0	0	0	0	0	0	0	0	0	0	0	0	0	ACE - Post 1989 Pre 1	Tax Expen	Tax Expense Retire La	MACRS	7 - Year Property
0	0	0	0	0	0	0	0	0	0	0	0	0	0	0	0	0	AMT - ALL Property	Tax Expen	Tax Expense Retire La	MACRS	7 - Year Property
0	0	0	0	0	0	0	0	0	0	0	0	0	0	0	0	0	15-Year Property	Tax Expen	Tax Expense Retire La	MACRS	15 - Year Property
0	0	0	0	0	0	0	0	0	0	0	0	0	0	0	0	0	ACE - Post 1989 Pre 1	Tax Expen	Tax Expense Retire La	MACRS	15 - Year Property
0	0	0	0	0	0	0	0	0	0	0	0	0	0	0	0	0	AMT - ALL Property	Tax Expen	Tax Expense Retire La	MACRS	15 - Year Property
1689562.13	1490018.42	1490018.42	0	2302.89	4262.74	140015.44	146581.07	6565.63	0	0	0	0	0	0	0	0	15-Year Property	Tax Expen	Tax Expense Retire La	MACRS	15 - Year Property
1689562.13	1490018.43	1490018.43	0	2302.89	4262.74	140015.44	146581.07	6565.63	0	0	0	0	0	0	0	0	ACE - Post 1989 Pre 1	Tax Expen	Tax Expense Retire La	MACRS	15 - Year Property
1689562.13	1490018.43	1490018.43	0	2302.89	4262.74	140015.44	146581.07	6565.63	0	0	0	0	0	0	0	0	AMT - ALL Property	Tax Expen	Tax Expense Retire La	MACRS	15 - Year Property
1898120.1	1593770.2	1593770.2	0	2587.16	4788.93	77124.13	84500.22	7376.09	0	0	0	0	0	0	0	0	15-Year Property	Tax Expen	Tax Expense Retire La	MACRS	15 - Year Property
1898120.1	1593770.18	1593770.18	0	2587.16	4788.93	77124.13	84500.22	7376.09	0	0	0	0	0	0	0	0	ACE - Post 1989 Pre 1	Tax Expen	Tax Expense Retire La	MACRS	15 - Year Property
1898120.1	1593770.18	1593770.18	0	2587.16	4788.93	77124.13	84500.22	7376.09	0	0	0	0	0	0	0	0	AMT - ALL Property	Tax Expen	Tax Expense Retire La	MACRS	15 - Year Property
4118.64	10226.95	10226.95	0	0	0	6952.06	6952.06	0	0	0	0	0	0	0	0	0	15-Year Property	Tax Expen	Tax Expense Retire La	MACRS	15 - Year Property
4118.64	10226.96	10226.96	0	0	0	6952.06	6952.06	0	0	0	0	0	0	0	0	0	ACE - Post 1989 Pre 1	Tax Expen	Tax Expense Retire La	MACRS	15 - Year Property
4118.64	10226.96	10226.96	0	0	0	6952.06	6952.06	0	0	0	0	0	0	0	0	0	AMT - ALL Property	Tax Expen	Tax Expense Retire La	MACRS	15 - Year Property
75675.16	64291.92	64291.92	0	0	0	4119.62	4119.62	0	0	0	0	0	0	0	0	0	15-Year Property	Tax Expen	Tax Expense Retire La	MACRS	15 - Year Property
75675.16	64291.93	64291.93	0	0	0	4119.62	4119.62	0	0	0	0	0	0	0	0	0	ACE - Post 1989 Pre 1	Tax Expen	Tax Expense Retire La	MACRS	15 - Year Property
75675.16	64291.93	64291.93	0	0	0	4119.62	4119.62	0	0	0	0	0	0	0	0	0	AMT - ALL Property	Tax Expen	Tax Expense Retire La	MACRS	15 - Year Property
1	0.8	0.8	0	0	0	0	0	0	0	0	0	0	0	0	0	0	15-Year Property	Tax Expen	Tax Expense Retire La	MACRS	15 - Year Property
1	0.8	0.8	0	0	0	0	0	0	0	0	0	0	0	0	0	0	ACE - Post 1989 Pre 1	Tax Expen	Tax Expense Retire La	MACRS	15 - Year Property
1	0.8	0.8	0	0	0	0	0	0	0	0	0	0	0	0	0	0	AMT - ALL Property	Tax Expen	Tax Expense Retire La	MACRS	15 - Year Property
829674.45	734590.99	734590.99	0	16398.79	0	58485.39	74884.18	16398.79	0	0	0	0	0	0	0	0	15-Year Property	Tax Expen	Tax Expense Retire La	MACRS	15 - Year Property
829674.45	734591	734591	0	16398.79	0	58485.39	74884.18	16398.79	0	0	0	0	0	0	0	0	ACE - Post 1989 Pre 1	Tax Expen	Tax Expense Retire La	MACRS	15 - Year Property
829674.45	734591	734591	0	16398.79	0	58485.39	74884.18	16398.79	0	0	0	0	0	0	0	0	AMT - ALL Property	Tax Expen	Tax Expense Retire La	MACRS	15 - Year Property
279735.62	362702.49	362702.49	0	5529.07	0	134744.6	140273.67	5529.07	0	0	0	0	0	0	0	0	15-Year Property	Tax Expen	Tax Expense Retire La	MACRS	15 - Year Property
279735.62	362702.46	362702.46	0	5529.07	0	134744.6	140273.67	5529.07	0	0	0	0	0	0	0	0	ACE - Post 1989 Pre 1	Tax Expen	Tax Expense Retire La	MACRS	15 - Year Property
279735.62	362702.46	362702.46	0	5529.07	0	134744.6	140273.67	5529.07	0	0	0	0	0	0	0	0	AMT - ALL Property	Tax Expen	Tax Expense Retire La	MACRS	15 - Year Property
320306.81	271985.07	271985.07	0	6330.97	0	10965.57	17296.54	6330.97	0	0	0	0	0	0	0	0	15-Year Property	Tax Expen	Tax Expense Retire La	MACRS	15 - Year Property
320306.81	271985.07	271985.07	0	6330.97	0	10965.57	17296.54	6330.97	0	0	0	0	0	0	0	0	ACE - Post 1989 Pre 1	Tax Expen	Tax Expense Retire La	MACRS	15 - Year Property
320306.81	271985.07	271985.07	0	6330.97	0	10965.57	17296.54	6330.97	0	0	0	0	0	0	0	0	AMT - ALL Property	Tax Expen	Tax Expense Retire La	MACRS	15 - Year Property
0	0	0	0	0	0	0	0	0	0	0	0	0	0	0	0	0	20-Year Property	Tax Expen	Tax Expense Retire La	MACRS	20 - Year Property
0	0	0	0	0	0	0	0	0	0	0	0	0	0	0	0	0	ACE - Post 1989 Pre 1	Tax Expen	Tax Expense Retire La	MACRS	20 - Year Property
0	0	0	0	0	0	0	0	0	0	0	0	0	0	0	0	0	AMT - ALL Property	Tax Expen	Tax Expense Retire La	MACRS	20 - Year Property
40657	34522.17	34522.17	0	803.6	0	1390.58	2194.18	803.6	0	0	0	0	0	0	0	0	15-Year Property	Tax Expen	Tax Expense Retire La	MACRS	15 - Year Property
40657	34522.17	34522.17	0	803.6	0	1390.58	2194.18	803.6	0	0	0	0	0	0	0	0	ACE - Post 1989 Pre 1	Tax Expen	Tax Expense Retire La	MACRS	15 - Year Property
40657	34522.17	34522.17	0	803.6	0	1390.58	2194.18	803.6	0	0	0	0	0	0	0	0	AMT - ALL Property	Tax Expen	Tax Expense Retire La	MACRS	15 - Year Property
0	0	0	0	0	0	0	0	0	0	0	0	0	0	0	0	0	5-Year Property	MACRS Re	ADR Regular	MACRS	5 - Year Property
0	0	0	0	0	0	0	0	0	0	0	0	0	0	0	0	0	ACE - Post 1989 Pre 1	MACRS Re	ADR Regular	MACRS	5 - Year Property
0	0	0	0	0	0	0	0	0	0	0	0	0	0	0	0	0	AMT - ALL Property	MACRS Re	ADR Regular	MACRS	5 - Year Property
0	0	0	0	0	0	0	0	0	0	0	0	0	0	0	0	0	5-Year Property	MACRS Re	ADR Regular	MACRS	5 - Year Property

0	0	0	0	0	0	0	0	0	0	0	0	0	0	0	0	0	ACE - Post 1989 Pre 1	MACRS Re	ADR Regular	MACRS	5 - Year Property
0	0	0	0	0	0	0	0	0	0	0	0	0	0	0	0	0	AMT - ALL Property	MACRS Re	ADR Regular	MACRS	5 - Year Property
0	0	0	0	0	0	0	0	0	0	0	0	0	0	0	0	0	5-Year Property	MACRS Re	ADR Regular	MACRS	5 - Year Property
0	0	0	0	0	0	0	0	0	0	0	0	0	0	0	0	0	ACE - Post 1989 Pre 1	MACRS Re	ADR Regular	MACRS	5 - Year Property
0	0	0	0	0	0	0	0	0	0	0	0	0	0	0	0	0	AMT - ALL Property	MACRS Re	ADR Regular	MACRS	5 - Year Property
0	0	0	0	0	0	0	0	0	0	0	0	0	0	0	0	0	5-Year Property	MACRS Re	ADR Regular	MACRS	5 - Year Property
0	0	0	0	0	0	0	0	0	0	0	0	0	0	0	0	0	ACE - Post 1989 Pre 1	MACRS Re	ADR Regular	MACRS	5 - Year Property
0	0	0	0	0	0	0	0	0	0	0	0	0	0	0	0	0	AMT - ALL Property	MACRS Re	ADR Regular	MACRS	5 - Year Property
0	0.01	0.01	0	0	0	0	0	0	0	0	0	0	0	0	0	0	5-Year Property	MACRS Re	ADR Regular	MACRS	5 - Year Property
0	0	0	0	0	0	0	0	0	0	0	0	0	0	0	0	0	ACE - Post 1989 Pre 1	MACRS Re	ADR Regular	MACRS	5 - Year Property
0	0	0	0	0	0	0	0	0	0	0	0	0	0	0	0	0	AMT - ALL Property	MACRS Re	ADR Regular	MACRS	5 - Year Property
0	0	0	0	0	0	0	0	0	0	0	0	0	0	0	0	0	5-Year Property	MACRS Re	ADR Regular	MACRS	5 - Year Property
0	0	0	0	0	0	0	0	0	0	0	0	0	0	0	0	0	ACE - Post 1989 Pre 1	MACRS Re	ADR Regular	MACRS	5 - Year Property
0	0	0	0	0	0	0	0	0	0	0	0	0	0	0	0	0	AMT - ALL Property	MACRS Re	ADR Regular	MACRS	5 - Year Property
0	0	0	0	0	0	0	0	0	0	0	0	0	0	0	0	0	5-Year Property	MACRS Re	ADR Regular	MACRS	5 - Year Property
0	0	0	0	0	0	0	0	0	0	0	0	0	0	0	0	0	ACE - Post 1989 Pre 1	MACRS Re	ADR Regular	MACRS	5 - Year Property
0	0	0	0	0	0	0	0	0	0	0	0	0	0	0	0	0	AMT - ALL Property	MACRS Re	ADR Regular	MACRS	5 - Year Property
0	0	0	0	0	0	0	0	0	0	0	0	0	0	0	0	0	5-Year Property	MACRS Re	ADR Regular	MACRS	5 - Year Property
0	0	0	0	0	0	0	0	0	0	0	0	0	0	0	0	0	ACE - Post 1989 Pre 1	MACRS Re	ADR Regular	MACRS	5 - Year Property
0	0	0	0	0	0	0	0	0	0	0	0	0	0	0	0	0	AMT - ALL Property	MACRS Re	ADR Regular	MACRS	5 - Year Property
0	0	0	0	0	0	0	0	0	0	0	0	0	0	0	0	0	5-Year Property	MACRS Re	ADR Regular	MACRS	5 - Year Property
0	0	0	0	0	0	0	0	0	0	0	0	0	0	0	0	0	ACE - Post 1989 Pre 1	MACRS Re	ADR Regular	MACRS	5 - Year Property
0	0	0	0	0	0	0	0	0	0	0	0	0	0	0	0	0	AMT - ALL Property	MACRS Re	ADR Regular	MACRS	5 - Year Property
0	-0.01	-0.01	0	0	0	0	0	0	0	0	0	0	0	0	0	0	5-Year Property	MACRS Re	ADR Regular	MACRS	5 - Year Property
0	0	0	0	0	0	0	0	0	0	0	0	0	0	0	0	0	ACE - Post 1989 Pre 1	MACRS Re	ADR Regular	MACRS	5 - Year Property
0	0	0	0	0	0	0	0	0	0	0	0	0	0	0	0	0	AMT - ALL Property	MACRS Re	ADR Regular	MACRS	5 - Year Property
0	0.01	0.01	0	0	0	0	0	0	0	0	0	0	0	0	0	0	5-Year Property	MACRS Re	ADR Regular	MACRS	5 - Year Property
0	0	0	0	0	0	0	0	0	0	0	0	0	0	0	0	0	ACE - Post 1989 Pre 1	MACRS Re	ADR Regular	MACRS	5 - Year Property
0	0	0	0	0	0	0	0	0	0	0	0	0	0	0	0	0	AMT - ALL Property	MACRS Re	ADR Regular	MACRS	5 - Year Property
0	-0.01	-0.01	0	0	0	0	0	0	0	0	0	0	0	0	0	0	7-Year Property	MACRS Re	ADR Regular	MACRS	7 - Year Property
0	0	0	0	0	0	0	0	0	0	0	0	0	0	0	0	0	ACE - Post 1989 Pre 1	MACRS Re	ADR Regular	MACRS	7 - Year Property
0	0	0	0	0	0	0	0	0	0	0	0	0	0	0	0	0	AMT - ALL Property	MACRS Re	ADR Regular	MACRS	7 - Year Property
0	0	0	0	0	0	0	0	0	0	0	0	0	0	0	0	0	7-Year Property	MACRS Re	ADR Regular	MACRS	7 - Year Property
0	0	0	0	0	0	0	0	0	0	0	0	0	0	0	0	0	ACE - Post 1989 Pre 1	MACRS Re	ADR Regular	MACRS	7 - Year Property
0	0	0	0	0	0	0	0	0	0	0	0	0	0	0	0	0	AMT - ALL Property	MACRS Re	ADR Regular	MACRS	7 - Year Property
0	0	0	0	0	0	0	0	0	0	0	0	0	0	0	0	0	5-Year Property	MACRS Re	ADR Regular	MACRS	5 - Year Property
0	0	0	0	0	0	0	0	0	0	0	0	0	0	0	0	0	ACE - Post 1989 Pre 1	MACRS Re	ADR Regular	MACRS	5 - Year Property
0	0	0	0	0	0	0	0	0	0	0	0	0	0	0	0	0	AMT - ALL Property	MACRS Re	ADR Regular	MACRS	5 - Year Property
0.01	0	0	0	0	0	0	0	0	0	0	0	0	0	0	0	0	5-Year Property	MACRS Re	ADR Regular	MACRS	5 - Year Property
0.01	0.01	0.01	0	0	0	0	0	0	0	0	0	0	0	0	0	0	ACE - Post 1989 Pre 1	MACRS Re	ADR Regular	MACRS	5 - Year Property
0.01	0.01	0.01	0	0	0	0	0	0	0	0	0	0	0	0	0	0	AMT - ALL Property	MACRS Re	ADR Regular	MACRS	5 - Year Property
0	0	0	0	0	0	0	0	0	0	0	0	0	0	0	0	0	5-Year Property	MACRS Re	ADR Regular	MACRS	5 - Year Property
0	0	0	0	0	0	0	0	0	0	0	0	0	0	0	0	0	ACE - Post 1989 Pre 1	MACRS Re	ADR Regular	MACRS	5 - Year Property
0	0	0	0	0	0	0	0	0	0	0	0	0	0	0	0	0	AMT - ALL Property	MACRS Re	ADR Regular	MACRS	5 - Year Property
5313.61	4166.81	4166.81	0	0	0	0	0	0	0	0	0	0	0	0	0	0	7-Year Property	MACRS Re	ADR Regular	MACRS	7 - Year Property
5313.61	4166.81	4166.81	0	0	0	0	0	0	0	0	0	0	0	0	0	0	ACE - Post 1989 Pre 1	MACRS Re	ADR Regular	MACRS	7 - Year Property
5313.61	4166.81	4166.81	0	0	0	0	0	0	0	0	0	0	0	0	0	0	AMT - ALL Property	MACRS Re	ADR Regular	MACRS	7 - Year Property
90545.38	71003.39	71003.39	0	0	0	0	0	0	0	0	0	0	0	0	0	0	7-Year Property	MACRS Re	ADR Regular	MACRS	7 - Year Property
90545.38	71003.39	71003.39	0	0	0	0	0	0	0	0	0	0	0	0	0	0	ACE - Post 1989 Pre 1	MACRS Re	ADR Regular	MACRS	7 - Year Property
90545.38	71003.39	71003.39	0	0	0	0	0	0	0	0	0	0	0	0	0	0	AMT - ALL Property	MACRS Re	ADR Regular	MACRS	7 - Year Property
49858.99	39098.14	39098.14	0	0	0	0	0	0	0	0	0	0	0	0	0	0	7-Year Property	MACRS Re	ADR Regular	MACRS	7 - Year Property
49858.99	39098.14	39098.14	0	0	0	0	0	0	0	0	0	0	0	0	0	0	ACE - Post 1989 Pre 1	MACRS Re	ADR Regular	MACRS	7 - Year Property
49858.99	39098.14	39098.14	0	0	0	0	0	0	0	0	0	0	0	0	0	0	AMT - ALL Property	MACRS Re	ADR Regular	MACRS	7 - Year Property
23780	18647.67	18647.67	0	0	0	0	0	0	0	0	0	0	0	0	0	0	7-Year Property	MACRS Re	ADR Regular	MACRS	7 - Year Property
23780	18647.67	18647.67	0	0	0	0	0	0	0	0	0	0	0	0	0	0	ACE - Post 1989 Pre 1	MACRS Re	ADR Regular	MACRS	7 - Year Property
23780	18647.67	18647.67	0	0	0	0	0	0	0	0	0	0	0	0	0	0	AMT - ALL Property	MACRS Re	ADR Regular	MACRS	7 - Year Property
6996.66	5486.6	5486.6	0	0	0	0	0	0	0	0	0	0	0	0	0	0	7-Year Property	MACRS Re	ADR Regular	MACRS	7 - Year Property
6996.66	5486.6	5486.6	0	0	0	0	0	0	0	0	0	0	0	0	0	0	ACE - Post 1989 Pre 1	MACRS Re	ADR Regular	MACRS	7 - Year Property
6996.66	5486.6	5486.6	0	0	0	0	0	0	0	0	0	0	0	0	0	0	AMT - ALL Property	MACRS Re	ADR Regular	MACRS	7 - Year Property
2988	2343.12	2343.12	0	0	0	0	0	0	0	0	0	0	0	0	0	0	7-Year Property	MACRS Re	ADR Regular	MACRS	7 - Year Property
2988	2343.12	2343.12	0	0	0	0	0	0	0	0	0	0	0	0	0	0	ACE - Post 1989 Pre 1	MACRS Re	ADR Regular	MACRS	7 - Year Property
2988	2343.12	2343.12	0	0	0	0	0	0	0	0	0	0	0	0	0	0	AMT - ALL Property	MACRS Re	ADR Regular	MACRS	7 - Year Property
43029.34	33742.52	33742.52	0	0	0	0	0	0	0	0	0	0	0	0	0	0	7-Year Property	MACRS Re	ADR Regular	MACRS	7 - Year Property
43029.34	33742.52	33742.52	0	0	0	0	0	0	0	0	0	0	0	0	0	0	ACE - Post 1989 Pre 1	MACRS Re	ADR Regular	MACRS	7 - Year Property
43029.34	33742.52	33742.52	0	0	0	0	0	0	0	0	0	0	0	0	0	0	AMT - ALL Property	MACRS Re	ADR Regular	MACRS	7 - Year Property
155813.72	122185.14	122185.14	0	0	0	0	0	0	0	0	0	0	0	0	0	0	7-Year Property	MACRS Re	ADR Regular	MACRS	7 - Year Property
155813.72	122185.14	122185.14	0	0	0	0	0	0	0	0	0	0	0	0	0	0	ACE - Post 1989 Pre 1	MACRS Re	ADR Regular	MACRS	7 - Year Property
155813.72	122185.14	122185.14	0	0	0	0	0	0	0	0	0	0	0	0	0	0	AMT - ALL Property	MACRS Re	ADR Regular	MACRS	7 - Year Property
10162.12	10162.12	0	0	0	0	0	0	0	0	0	0	0	0	0	0	0	NON-Depreciable	MACRS Re	ADR Regular	MACRS	Class Life
707361.63	622149.03	622149.03	0	0	0	59697.98	59697.98	0	0	0	0	0	0	0	0	0	15-Year Property	Tax Expen	Tax Expense Retire La	MACRS	15 - Year Property
707361.63	622149.03	622149.03	0	0	0	59697.98	59697.98	0	0	0	0	0	0	0	0	0	ACE - Post 1989 Pre 1	Tax Expen	Tax Expense Retire La	MACRS	15 - Year Property
707361.63	622149.03	622149.03	0	0	0	59697.98	59697.98	0	0	0	0	0	0	0	0	0	AMT - ALL Property	Tax Expen	Tax Expense Retire La	MACRS	15 - Year Property
107.58	92.11	92.11	0	0	0	6.57	6.57	0	0	0	0	0	0	0	0	0	15-Year Property	Tax Expen	Tax Expense Retire La	MACRS	15 - Year Property
107.58	92.11	92.11	0	0	0	6.57	6.57	0	0	0	0	0	0	0	0	0	ACE - Post 1989 Pre 1	Tax Expen	Tax Expense Retire La	MACRS	15 - Year Property
107.58	92.11	92.11	0	0	0	6.57	6.57	0	0	0	0	0	0	0	0	0	AMT - ALL Property	Tax Expen	Tax Expense Retire La	MACRS	15 - Year Property
172605.53	137268.5	137268.5	0	0	0	23.06	23.06	0	0	0	0	0	0	0	0	0	15-Year Property	Tax Expen	Tax Expense Retire La	MACRS	15 - Year Property
172605.53	137268.5	137268.5	0	0	0	23.06	23.06	0	0	0	0	0	0	0	0	0	ACE - Post 1989 Pre 1	Tax Expen	Tax Expense Retire La	MACRS	15 - Year Property
172605.53	137268.5	137268.5	0	0	0	23.06	23.06	0	0	0	0	0	0	0	0	0	AMT - ALL Property	Tax Expen	Tax Expense Retire La	MACRS	15 - Year Property
0	0	0	0	0	0	0	0	0	0	0	0	0	0	0	0	0	5-Year Property	MACRS Re	ADR Regular	MACRS	5 - Year Property
0	0	0	0	0	0	0	0	0	0	0	0	0	0	0	0	0	ACE - Post 1989 Pre 1	MACRS Re	ADR Regular	MACRS	5 - Year Property
0	0	0	0	0	0	0	0	0	0	0	0	0	0	0	0	0	AMT - ALL Property	MACRS Re	ADR Regular	MACRS	5 - Year Property
0	0	0	0	0	0	0	0	0	0	0	0	0	0	0	0	0	5-Year Property	MACRS Re	ADR Regular	MACRS	5 - Year Property
0	0	0	0	0	0	0	0	0	0	0	0	0	0	0	0	0	ACE - Post 1989 Pre 1	MACRS Re	ADR Regular	MACRS	5 - Year Property
0	0	0	0	0	0	0	0	0	0	0	0	0	0	0	0	0	AMT - ALL Property	MACRS Re	ADR Regular	MACRS	5 - Year Property
1062082.1	1038038.61	1038038.61	0	0	0	0	0	0	0	0	0	0	0	0	0	0	5-Year Property	Tax Expen	Tax Expense Retire La	MACRS	5 - Year Property
1062082.1	1038038.61	1038038.61	0	0	0	0	0	0	0	0	0	0	0	0	0	0	ACE - Post 1989 Pre 1	Tax Expen	Tax Expense Retire La	MACRS	5 - Year Property
1062082.1	1038038.61	1038038.61	0	0	0	0	0	0	0	0	0	0	0	0	0	0	AMT - ALL Property	Tax Expen	Tax Expense Retire La	MACRS	5 - Year Property
0	0	0	0	6456.2	0	423678.03	0	-423678	0	0	0	0	0	0	0	0	20-Year Property	Tax Expen	Tax Expense Retire La	MACRS	20 - Year Property
0	0	0	0	6456.2	0	423678.03	0	-423678	0	0	0	0	0	0	0	0	ACE - Post 1989 Pre 1	Tax Expen	Tax Expense Retire La	MACRS	20 - Year Property

0	0	0	0	6456.2	0	423678.03	0	-423678	0	0	0	0	0	0	0	0	AMT - ALL Property	Tax Expen	Tax Expense Retire La	MACRS	20 - Year Property
0	36162.38	36162.38	0	0	0	36162.39	36162.39	0	0	0	0	0	0	0	0	0	5-Year Property	MACRS Re	ADR Regular	MACRS	5 - Year Property
0	36162.39	36162.39	0	0	0	36162.39	36162.39	0	0	0	0	0	0	0	0	0	ACE - Post 1989 Pre 1	MACRS Re	ADR Regular	MACRS	5 - Year Property
0	36162.39	36162.39	0	0	0	36162.39	36162.39	0	0	0	0	0	0	0	0	0	AMT - ALL Property	MACRS Re	ADR Regular	MACRS	5 - Year Property
370832	416982	408724.14	0	0	0	0	0	0	0	0	0	0	0	0	0	0	Non-Residential Real I	MACRS Re	ADR Regular	MACRS	Class Life
370832	416982	317946.16	0	0	0	0	0	0	0	0	0	0	0	0	0	0	ACE - Post 1989 Pre 1	MACRS Re	ADR Regular	MACRS	Class Life
370832	416982	327664.44	0	0	0	0	0	0	0	0	0	0	0	0	0	0	AMT - ALL Property	MACRS Re	ADR Regular	MACRS	Class Life
23845.58	77688.68	77688.68	0	0	0	54382.93	54382.93	0	0	0	0	0	0	0	0	0	5-Year Property	MACRS Re	ADR Regular	MACRS	5 - Year Property
23845.58	77688.69	77688.69	0	0	0	54382.93	54382.93	0	0	0	0	0	0	0	0	0	ACE - Post 1989 Pre 1	MACRS Re	ADR Regular	MACRS	5 - Year Property
23845.58	77688.69	77688.69	0	0	0	54382.93	54382.93	0	0	0	0	0	0	0	0	0	AMT - ALL Property	MACRS Re	ADR Regular	MACRS	5 - Year Property
1173122.12	1703209.42	1703209.42	0	-47736.66	0	661224.64	613487.98	-47736.7	0	0	0	0	0	0	0	0	20-Year Property	Tax Expen	Tax Expense Retire La	MACRS	20 - Year Property
1173122.12	1703209.42	1484216.43	0	-47736.66	0	661224.64	613487.98	-47736.7	0	0	0	0	0	0	0	0	ACE - Post 1989 Pre 1	Tax Expen	Tax Expense Retire La	MACRS	20 - Year Property
1173122.12	1703209.42	1506114.02	0	-47736.66	0	661224.64	613487.98	-47736.7	0	0	0	0	0	0	0	0	AMT - ALL Property	Tax Expen	Tax Expense Retire La	MACRS	20 - Year Property
0.31	3532.39	3532.39	0	0	0	3532.09	3532.09	0	0	0	0	0	0	0	0	0	5-Year Property	MACRS Re	ADR Regular	MACRS	5 - Year Property
0.31	3532.39	3532.39	0	0	0	3532.09	3532.09	0	0	0	0	0	0	0	0	0	ACE - Post 1989 Pre 1	MACRS Re	ADR Regular	MACRS	5 - Year Property
0.31	3532.39	3532.39	0	0	0	3532.09	3532.09	0	0	0	0	0	0	0	0	0	AMT - ALL Property	MACRS Re	ADR Regular	MACRS	5 - Year Property
0	0	0	0	0	0	0	0	0	0	0	0	0	0	0	0	0	5-Year Property	MACRS Re	ADR Regular	MACRS	5 - Year Property
0	0	0	0	0	0	0	0	0	0	0	0	0	0	0	0	0	ACE - Post 1989 Pre 1	MACRS Re	ADR Regular	MACRS	5 - Year Property
0	0	0	0	0	0	0	0	0	0	0	0	0	0	0	0	0	AMT - ALL Property	MACRS Re	ADR Regular	MACRS	5 - Year Property
0	-0.01	-0.01	0	0	0	0	0	0	0	0	0	0	0	0	0	0	5-Year Property	MACRS Re	ADR Regular	MACRS	5 - Year Property
0	0	0	0	0	0	0	0	0	0	0	0	0	0	0	0	0	ACE - Post 1989 Pre 1	MACRS Re	ADR Regular	MACRS	5 - Year Property
0	0	0	0	0	0	0	0	0	0	0	0	0	0	0	0	0	AMT - ALL Property	MACRS Re	ADR Regular	MACRS	5 - Year Property
0	-0.01	-0.01	0	0	0	0	0	0	0	0	0	0	0	0	0	0	5-Year Property	MACRS Re	ADR Regular	MACRS	5 - Year Property
0	0	0	0	0	0	0	0	0	0	0	0	0	0	0	0	0	ACE - Post 1989 Pre 1	MACRS Re	ADR Regular	MACRS	5 - Year Property
0	0	0	0	0	0	0	0	0	0	0	0	0	0	0	0	0	AMT - ALL Property	MACRS Re	ADR Regular	MACRS	5 - Year Property
16377.14	12842.54	12842.54	0	0	0	0	0	0	0	0	0	0	0	0	0	0	7-Year Property	Tax Expen	Tax Expense Retire La	MACRS	7 - Year Property
16377.14	12842.54	12842.54	0	0	0	0	0	0	0	0	0	0	0	0	0	0	AMT - ALL Property	Tax Expen	Tax Expense Retire La	MACRS	7 - Year Property
112222.99	88002.4	88002.4	0	0	0	0	0	0	0	0	0	0	0	0	0	0	7-Year Property	Tax Expen	Tax Expense Retire La	MACRS	7 - Year Property
112222.99	88002.42	88002.42	0	0	0	0	0	0	0	0	0	0	0	0	0	0	AMT - ALL Property	Tax Expen	Tax Expense Retire La	MACRS	7 - Year Property
711.94	558.28	558.28	0	0	0	0	0	0	0	0	0	0	0	0	0	0	7-Year Property	Tax Expen	Tax Expense Retire La	MACRS	7 - Year Property
711.94	558.28	558.28	0	0	0	0	0	0	0	0	0	0	0	0	0	0	AMT - ALL Property	Tax Expen	Tax Expense Retire La	MACRS	7 - Year Property
18501.8	18590.14	18590.14	0	0	0	0	0	0	0	0	0	0	0	0	0	0	5-Year Property	Tax Expen	Tax Expense Retire La	MACRS	5 - Year Property
18501.8	18590.14	18590.14	0	0	0	0	0	0	0	0	0	0	0	0	0	0	AMT - ALL Property	Tax Expen	Tax Expense Retire La	MACRS	5 - Year Property
157.75	123.7	123.7	0	0	0	0	0	0	0	0	0	0	0	0	0	0	7-Year Property	Tax Expen	Tax Expense Retire La	MACRS	7 - Year Property
157.75	123.7	123.7	0	0	0	0	0	0	0	0	0	0	0	0	0	0	AMT - ALL Property	Tax Expen	Tax Expense Retire La	MACRS	7 - Year Property
14523.25	14592.59	14592.59	0	0	0	0	0	0	0	0	0	0	0	0	0	0	5-Year Property	Tax Expen	Tax Expense Retire La	MACRS	5 - Year Property
14523.25	14592.59	14592.59	0	0	0	0	0	0	0	0	0	0	0	0	0	0	AMT - ALL Property	Tax Expen	Tax Expense Retire La	MACRS	5 - Year Property
3170.59	3170.59	0	0	0	0	0	0	0	0	0	0	0	0	0	0	0	NON-Depreciable	MACRS Re	ADR Regular	MACRS	Class Life
0	0	0	0	0	0	0	0	0	0	0	0	0	0	0	0	0	20-Year Property	Tax Expen	Tax Expense Retire La	MACRS	20 - Year Property
0	0	0	0	0	0	0	0	0	0	0	0	0	0	0	0	0	AMT - ALL Property	Tax Expen	Tax Expense Retire La	MACRS	20 - Year Property
565588.43	502414.38	502414.38	0	1970.97	1864.21	48857.62	52692.8	3835.18	0	0	0	0	0	0	0	0	15-Year Property	Tax Expen	Tax Expense Retire La	MACRS	15 - Year Property
565588.43	502414.43	502414.43	0	1970.97	1864.21	48857.62	52692.8	3835.18	0	0	0	0	0	0	0	0	AMT - ALL Property	Tax Expen	Tax Expense Retire La	MACRS	15 - Year Property
175375.94	985096.08	985096.08	0	611.15	578.05	844458.58	845647.78	1189.2	0	0	0	0	0	0	0	0	15-Year Property	Tax Expen	Tax Expense Retire La	MACRS	15 - Year Property
175375.94	985096.1	985096.1	0	611.15	578.05	844458.58	845647.78	1189.2	0	0	0	0	0	0	0	0	AMT - ALL Property	Tax Expen	Tax Expense Retire La	MACRS	15 - Year Property
0	0	0	0	0	0	0	0	0	0	0	0	0	0	0	0	0	7-Year Property	Tax Expen	Tax Expense Retire La	MACRS	7 - Year Property
0	0	0	0	0	0	0	0	0	0	0	0	0	0	0	0	0	AMT - ALL Property	Tax Expen	Tax Expense Retire La	MACRS	7 - Year Property
2459645.04	2060038.3	2060038.3	0	8571.39	8107.12	87599.23	104277.74	16678.51	0	0	0	0	0	0	0	0	15-Year Property	Tax Expen	Tax Expense Retire La	MACRS	15 - Year Property
2459645.04	2060038.35	2060038.35	0	8571.39	8107.12	87599.23	104277.74	16678.51	0	0	0	0	0	0	0	0	AMT - ALL Property	Tax Expen	Tax Expense Retire La	MACRS	15 - Year Property
1976.33	1571.46	1571.46	0	0	0	0	0	0	0	0	0	0	0	0	0	0	15-Year Property	Tax Expen	Tax Expense Retire La	MACRS	15 - Year Property
1976.33	1571.46	1571.46	0	0	0	0	0	0	0	0	0	0	0	0	0	0	AMT - ALL Property	Tax Expen	Tax Expense Retire La	MACRS	15 - Year Property
202567.44	167308.37	167308.37	0	0	0	6239.02	6239.02	0	0	0	0	0	0	0	0	0	15-Year Property	Tax Expen	Tax Expense Retire La	MACRS	15 - Year Property
202567.44	167308.37	167308.37	0	0	0	6239.02	6239.02	0	0	0	0	0	0	0	0	0	AMT - ALL Property	Tax Expen	Tax Expense Retire La	MACRS	15 - Year Property
104575.07	83535.01	83535.01	0	0	0	383.26	383.26	0	0	0	0	0	0	0	0	0	15-Year Property	Tax Expen	Tax Expense Retire La	MACRS	15 - Year Property
104575.07	83535.02	83535.02	0	0	0	383.26	383.26	0	0	0	0	0	0	0	0	0	AMT - ALL Property	Tax Expen	Tax Expense Retire La	MACRS	15 - Year Property
0	0	0	0	0	0	0	0	0	0	0	0	0	0	0	0	0	20-Year Property	Tax Expen	Tax Expense Retire La	MACRS	20 - Year Property
0	0	0	0	0	0	0	0	0	0	0	0	0	0	0	0	0	AMT - ALL Property	Tax Expen	Tax Expense Retire La	MACRS	20 - Year Property
137538.65	109362.4	109362.4	0	0	0	0	0	0	0	0	0	0	0	0	0	0	15-Year Property	Tax Expen	Tax Expense Retire La	MACRS	15 - Year Property
137538.65	109362.4	109362.4	0	0	0	0	0	0	0	0	0	0	0	0	0	0	AMT - ALL Property	Tax Expen	Tax Expense Retire La	MACRS	15 - Year Property
245997.77	205847.48	205847.48	0	5659.87	0	4585.11	10244.98	5659.87	0	0	0	0	0	0	0	0	15-Year Property	Tax Expen	Tax Expense Retire La	MACRS	15 - Year Property
245997.77	205847.48	205847.48	0	5659.87	0	4585.11	10244.98	5659.87	0	0	0	0	0	0	0	0	AMT - ALL Property	Tax Expen	Tax Expense Retire La	MACRS	15 - Year Property
377351.51	513491.66	513491.66	0	8682.03	0	204762.61	213444.64	8682.03	0	0	0	0	0	0	0	0	15-Year Property	Tax Expen	Tax Expense Retire La	MACRS	15 - Year Property
377351.51	513491.67	513491.67	0	8682.03	0	204762.61	213444.64	8682.03	0	0	0	0	0	0	0	0	AMT - ALL Property	Tax Expen	Tax Expense Retire La	MACRS	15 - Year Property
0	0	0	0	0	0	0	0	0	0	0	0	0	0	0	0	0	20-Year Property	Tax Expen	Tax Expense Retire La	MACRS	20 - Year Property
0	0	0	0	0	0	0	0	0	0	0	0	0	0	0	0	0	AMT - ALL Property	Tax Expen	Tax Expense Retire La	MACRS	20 - Year Property
365429.79	354183.2	354183.2	0	8407.74	0	55207.85	63615.59	8407.74	0	0	0	0	0	0	0	0	15-Year Property	Tax Expen	Tax Expense Retire La	MACRS	15 - Year Property
365429.79	354183.18	354183.18	0	8407.74	0	55207.85	63615.59	8407.74	0	0	0	0	0	0	0	0	AMT - ALL Property	Tax Expen	Tax Expense Retire La	MACRS	15 - Year Property
92544.94	77440.32	77440.32	0	2129.25	0	1724.93	3854.18	2129.25	0	0	0	0	0	0	0	0	15-Year Property	Tax Expen	Tax Expense Retire La	MACRS	15 - Year Property
92544.94	77440.32	77440.32	0	2129.25	0	1724.93	3854.18	2129.25	0	0	0	0	0	0	0	0	AMT - ALL Property	Tax Expen	Tax Expense Retire La	MACRS	15 - Year Property
0	0	0	0	0	0	0	0	0	0	0	0	0	0	0	0	0	20-Year Property	Tax Expen	Tax Expense Retire La	MACRS	20 - Year Property
0	0	0	0	0	0	0	0	0	0	0	0	0	0	0	0	0	AMT - ALL Property	Tax Expen	Tax Expense Retire La	MACRS	20 - Year Property
0	0	0	0	0	0	0	0	0	0	0	0	0	0	0	0	0	20-Year Property	Tax Expen	Tax Expense Retire La	MACRS	20 - Year Property
0	0	0	0	0	0	0	0	0	0	0	0	0	0	0	0	0	AMT - ALL Property	Tax Expen	Tax Expense Retire La	MACRS	20 - Year Property
-25130.44	0	0	0	0	0	0	0	0	0	0	0	0	0	0	0	0	7-Year Property	MACRS Re	ADR Regular	MACRS	7 - Year Property
-25130.44	0	0	0	0	0	0	0	0	0	0	0	0	0	0	0	0	AMT - ALL Property	MACRS Re	ADR Regular	MACRS	7 - Year Property
0	0	0	0	0	0	0	0	0	0	0	0	0	0	0	0	0	5-Year Property	MACRS Re	ADR Regular	MACRS	5 - Year Property
0	0	0	0	0	0	0	0	0	0	0	0	0	0	0	0	0	AMT - ALL Property	MACRS Re	ADR Regular	MACRS	5 - Year Property
0.53	0.53	0.53	0	0	0	0	0	0	0	0	0	0	0	0	0	0	5-Year Property	MACRS Re	ADR Regular	MACRS	5 - Year Property
0.53	0.53	0.53	0	0	0	0	0	0	0	0	0	0	0	0	0	0	AMT - ALL Property	MACRS Re	ADR Regular	MACRS	5 - Year Property
0	0	0	0	0	0	0	0	0	0	0	0	0	0	0	0	0	5-Year Property	MACRS Re	ADR Regular	MACRS	5 - Year Property
0	0	0	0	0	0	0	0	0	0	0	0	0	0	0	0	0	AMT - ALL Property	MACRS Re	ADR Regular	MACRS	5 - Year Property
0	0	0	0	0	0	0	0	0	0	0	0	0	0	0	0	0	5-Year Property	MACRS Re	ADR Regular	MACRS	5 - Year Property
0	0	0	0	0	0	0	0	0	0	0	0	0	0	0	0	0	3-Year Property	MACRS Re	ADR Regular	MACRS	3 - Year Property
-271261.91	-271261.91	-271261.91	0	0	0	0	0	0	0	0	0	0	0	0	0	0	5-Year Property	MACRS Re	ADR Regular	MACRS	5 - Year Property
-271261.91	-271261.91	-271261.91	0	0	0	0	0	0	0	0	0	0	0	0	0	0	AMT - ALL Property	MACRS Re	ADR Regular	MACRS	5 - Year Property
0	0	0	0	0	0	0	0	0	0	0	0	0	0	0	0	0	3-Year Property	MACRS Re	ADR Regular	MACRS	3 - Year Property
0	0	0	0	0.02	0	0	0	0	0	0	0	0	0	0	0	0	3-Year Property	MACRS Re	ADR Regular	MACRS	3 - Year Property
0	0	0	0	0	0	0	0	0	0	0	0	0	0	0	0	0	3-Year Property	MACRS Re	ADR Regular	MACRS	3 - Year Property
0	0	0	0	0	0	0	0	0	0	0	0	0	0	0	0	0	5-Year Property	MACRS Re	ADR Regular	MACRS	5 - Year Property
0	0	0	0	0	0	0	0	0	0	0	0	0	0	0	0	0	AMT - ALL Property	MACRS Re	ADR Regular	MACRS	5 - Year Property
0	0	0	0	0	0	0	0	0	0	0	0	0	0	0	0	0	7-Year Property	MACRS Re	ADR Regular	MACRS	7 - Year Property
0	0	0	0	0	0	0	0	0	0	0	0	0	0	0	0	0	AMT - ALL Property	MACRS Re	ADR Regular	MACRS	7 - Year Property
0	0	0	0	0	0	0	0	0	0	0	0	0	0	0	0	0	5-Year Property	MACRS Re	ADR Regular	MACRS	5 - Year Property

0	0	0	0	0	0	0	0	0	0	0	0	0	0	0	0	0	AMT - ALL Property	MACRS Re	ADR Regular	MACRS	5 - Year Property
0	0	0	0	0	0	0	0	0	0	0	0	0	0	0	0	0	5-Year Property	MACRS Re	ADR Regular	MACRS	5 - Year Property
0	0	0	0	0	0	0	0	0	0	0	0	0	0	0	0	0	AMT - ALL Property	MACRS Re	ADR Regular	MACRS	5 - Year Property
0	0.01	0.01	0	0	0	0	0	0	0	0	0	0	0	0	0	0	5-Year Property	MACRS Re	ADR Regular	MACRS	5 - Year Property
0	0	0	0	0	0	0	0	0	0	0	0	0	0	0	0	0	AMT - ALL Property	MACRS Re	ADR Regular	MACRS	5 - Year Property
0	0	0	0	0	0	0	0	0	0	0	0	0	0	0	0	0	5-Year Property	MACRS Re	ADR Regular	MACRS	5 - Year Property
0	0	0	0	0	0	0	0	0	0	0	0	0	0	0	0	0	AMT - ALL Property	MACRS Re	ADR Regular	MACRS	5 - Year Property
11565.84	10112.87	7075.78	0	0	0	0	0	0	0	0	0	0	0	0	0	0	Non-Residential Real I	MACRS Re	ADR Regular	MACRS	Non - Residential Real
11565.84	10112.87	7718.14	0	0	0	0	0	0	0	0	0	0	0	0	0	0	AMT - ALL Property	MACRS Re	ADR Regular	MACRS	Non - Residential Real
0	0	0	0	0	0	0	0	0	0	0	0	0	0	0	0	0	5-Year Property	MACRS Re	ADR Regular	MACRS	5 - Year Property
0	0	0	0	0	0	0	0	0	0	0	0	0	0	0	0	0	AMT - ALL Property	MACRS Re	ADR Regular	MACRS	5 - Year Property
0	206913.07	206913.07	0	0	0	206913.08	206913.08	0	0	0	0	0	0	0	0	0	7-Year Property	MACRS Re	ADR Regular	MACRS	7 - Year Property
0	206913.08	206913.08	0	0	0	206913.08	206913.08	0	0	0	0	0	0	0	0	0	AMT - ALL Property	MACRS Re	ADR Regular	MACRS	7 - Year Property
0	0.02	0.02	0	0	0	0	0	0	0	0	0	0	0	0	0	0	5-Year Property	MACRS Re	ADR Regular	MACRS	5 - Year Property
0	0	0	0	0	0	0	0	0	0	0	0	0	0	0	0	0	AMT - ALL Property	MACRS Re	ADR Regular	MACRS	5 - Year Property
0	0	0	0	0	0	0	0	0	0	0	0	0	0	0	0	0	5-Year Property	MACRS Re	ADR Regular	MACRS	5 - Year Property
0	0	0	0	0	0	0	0	0	0	0	0	0	0	0	0	0	AMT - ALL Property	MACRS Re	ADR Regular	MACRS	5 - Year Property
0	0	0	0	0	0	0	0	0	0	0	0	0	0	0	0	0	5-Year Property	MACRS Re	ADR Regular	MACRS	5 - Year Property
0	0	0	0	0	0	0	0	0	0	0	0	0	0	0	0	0	AMT - ALL Property	MACRS Re	ADR Regular	MACRS	5 - Year Property
0	0	0	0	0	0	0	0	0	0	0	0	0	0	0	0	0	5-Year Property	MACRS Re	ADR Regular	MACRS	5 - Year Property
0	0	0	0	0	0	0	0	0	0	0	0	0	0	0	0	0	AMT - ALL Property	MACRS Re	ADR Regular	MACRS	5 - Year Property
9810.97	7693.51	7693.51	0	0	0	0	0	0	0	0	0	0	0	0	0	0	7-Year Property	MACRS Re	ADR Regular	MACRS	7 - Year Property
9810.97	7693.51	7693.51	0	0	0	0	0	0	0	0	0	0	0	0	0	0	AMT - ALL Property	MACRS Re	ADR Regular	MACRS	7 - Year Property
82221.05	64475.67	64475.67	0	0	0	0	0	0	0	0	0	0	0	0	0	0	7-Year Property	MACRS Re	ADR Regular	MACRS	7 - Year Property
82221.05	64475.67	64475.67	0	0	0	0	0	0	0	0	0	0	0	0	0	0	AMT - ALL Property	MACRS Re	ADR Regular	MACRS	7 - Year Property
8352.15	6549.53	6549.53	0	0	0	0	0	0	0	0	0	0	0	0	0	0	7-Year Property	MACRS Re	ADR Regular	MACRS	7 - Year Property
8352.15	6549.53	6549.53	0	0	0	0	0	0	0	0	0	0	0	0	0	0	AMT - ALL Property	MACRS Re	ADR Regular	MACRS	7 - Year Property
95879.64	75186.36	75186.36	0	0	0	0	0	0	0	0	0	0	0	0	0	0	7-Year Property	MACRS Re	ADR Regular	MACRS	7 - Year Property
95879.64	75186.36	75186.36	0	0	0	0	0	0	0	0	0	0	0	0	0	0	AMT - ALL Property	MACRS Re	ADR Regular	MACRS	7 - Year Property
14576.19	11430.28	11430.28	0	0	0	0	0	0	0	0	0	0	0	0	0	0	7-Year Property	MACRS Re	ADR Regular	MACRS	7 - Year Property
14576.19	11430.28	11430.28	0	0	0	0	0	0	0	0	0	0	0	0	0	0	AMT - ALL Property	MACRS Re	ADR Regular	MACRS	7 - Year Property
7030.09	5512.82	5512.82	0	0	0	0	0	0	0	0	0	0	0	0	0	0	7-Year Property	MACRS Re	ADR Regular	MACRS	7 - Year Property
7030.09	5512.82	5512.82	0	0	0	0	0	0	0	0	0	0	0	0	0	0	AMT - ALL Property	MACRS Re	ADR Regular	MACRS	7 - Year Property
13396.15	10504.93	10504.93	0	0	0	0	0	0	0	0	0	0	0	0	0	0	7-Year Property	MACRS Re	ADR Regular	MACRS	7 - Year Property
13396.15	10504.93	10504.93	0	0	0	0	0	0	0	0	0	0	0	0	0	0	AMT - ALL Property	MACRS Re	ADR Regular	MACRS	7 - Year Property
13350.75	20130.61	20130.61	0	0	0	9514.91	9514.91	0	0	0	0	0	0	0	0	0	15-Year Property	Tax Expen	Tax Expense Retire La	MACRS	15 - Year Property
13350.75	20130.61	20130.61	0	0	0	9514.91	9514.91	0	0	0	0	0	0	0	0	0	AMT - ALL Property	Tax Expen	Tax Expense Retire La	MACRS	15 - Year Property
1568027.34	1374242.52	1374242.52	0	0	0	127442.27	127442.27	0	0	0	0	0	0	0	0	0	15-Year Property	Tax Expen	Tax Expense Retire La	MACRS	15 - Year Property
1568027.34	1374242.52	1374242.52	0	0	0	127442.27	127442.27	0	0	0	0	0	0	0	0	0	AMT - ALL Property	Tax Expen	Tax Expense Retire La	MACRS	15 - Year Property
156267.91	124254.76	124254.76	0	0	0	0	0	0	0	0	0	0	0	0	0	0	15-Year Property	Tax Expen	Tax Expense Retire La	MACRS	15 - Year Property
156267.91	124254.76	124254.76	0	0	0	0	0	0	0	0	0	0	0	0	0	0	AMT - ALL Property	Tax Expen	Tax Expense Retire La	MACRS	15 - Year Property
1505	1196.69	1196.69	0	0	0	0	0	0	0	0	0	0	0	0	0	0	15-Year Property	Tax Expen	Tax Expense Retire La	MACRS	15 - Year Property
1505	1196.69	1196.69	0	0	0	0	0	0	0	0	0	0	0	0	0	0	AMT - ALL Property	Tax Expen	Tax Expense Retire La	MACRS	15 - Year Property
0	0	0	0	226.41	0	0	0	0	0	0	0	0	0	0	0	0	5-Year Property	MACRS Re	ADR Regular	MACRS	5 - Year Property
0	0	0	0	226.41	0	0	0	0	0	0	0	0	0	0	0	0	AMT - ALL Property	MACRS Re	ADR Regular	MACRS	5 - Year Property
0	0	0	0	0	0	0	0	0	0	0	0	0	0	0	0	0	5-Year Property	MACRS Re	ADR Regular	MACRS	5 - Year Property
0	0	0	0	0	0	0	0	0	0	0	0	0	0	0	0	0	AMT - ALL Property	MACRS Re	ADR Regular	MACRS	5 - Year Property
0	0.01	0.01	0	0	0	0	0	0	0	0	0	0	0	0	0	0	5-Year Property	MACRS Re	ADR Regular	MACRS	5 - Year Property
0	0	0	0	0	0	0	0	0	0	0	0	0	0	0	0	0	AMT - ALL Property	MACRS Re	ADR Regular	MACRS	5 - Year Property
0	0	0	0	0	0	0	0	0	0	0	0	0	0	0	0	0	5-Year Property	MACRS Re	ADR Regular	MACRS	5 - Year Property
0	0	0	0	0	0	0	0	0	0	0	0	0	0	0	0	0	AMT - ALL Property	MACRS Re	ADR Regular	MACRS	5 - Year Property
160287.55	181490.96	181490.96	0	1963.1	3286.16	19582.75	24832.01	5249.26	0	0	0	0	0	0	0	0	5-Year Property	Tax Expen	Tax Expense Retire La	MACRS	5 - Year Property
160287.55	181490.96	181490.96	0	1963.1	3286.16	19582.75	24832.01	5249.26	0	0	0	0	0	0	0	0	AMT - ALL Property	Tax Expen	Tax Expense Retire La	MACRS	5 - Year Property
1346036.63	1985663.18	1985663.18	0	292717.6	0	442602.65	735320.24	292717.6	0	0	0	0	0	0	0	0	20-Year Property	Tax Expen	Tax Expense Retire La	MACRS	20 - Year Property
1346036.63	1985663.18	1704830.84	0	292717.6	0	442602.65	735320.24	292717.6	0	0	0	0	0	0	0	0	AMT - ALL Property	Tax Expen	Tax Expense Retire La	MACRS	20 - Year Property
2373.35	2319.63	2319.63	0	0	0	0	0	0	0	0	0	0	0	0	0	0	5-Year Property	MACRS Re	ADR Regular	MACRS	5 - Year Property
2373.35	2319.63	2319.63	0	0	0	0	0	0	0	0	0	0	0	0	0	0	AMT - ALL Property	MACRS Re	ADR Regular	MACRS	5 - Year Property
0	0.01	0.01	0	0	0	0	0	0	0	0	0	0	0	0	0	0	5-Year Property	MACRS Re	ADR Regular	MACRS	5 - Year Property
0	0	0	0	0	0	0	0	0	0	0	0	0	0	0	0	0	AMT - ALL Property	MACRS Re	ADR Regular	MACRS	5 - Year Property
0.41	0.4	0.4	0	0	0	0	0	0	0	0	0	0	0	0	0	0	5-Year Property	MACRS Re	ADR Regular	MACRS	5 - Year Property
0.41	0.4	0.4	0	0	0	0	0	0	0	0	0	0	0	0	0	0	AMT - ALL Property	MACRS Re	ADR Regular	MACRS	5 - Year Property
0	0	0	0	0	0	0	0	0	0	0	0	0	0	0	0	0	5-Year Property	MACRS Re	ADR Regular	MACRS	5 - Year Property
0	0	0	0	0	0	0	0	0	0	0	0	0	0	0	0	0	AMT - ALL Property	MACRS Re	ADR Regular	MACRS	5 - Year Property
1177.15	1150.5	1150.5	0	0	0	0	0	0	0	0	0	0	0	0	0	0	5-Year Property	MACRS Re	ADR Regular	MACRS	5 - Year Property
1177.15	1150.5	1150.5	0	0	0	0	0	0	0	0	0	0	0	0	0	0	AMT - ALL Property	MACRS Re	ADR Regular	MACRS	5 - Year Property
0	0	0	0	0	0	0	0	0	0	0	0	0	0	0	0	0	5-Year Property	MACRS Re	ADR Regular	MACRS	5 - Year Property
0	0	0	0	0	0	0	0	0	0	0	0	0	0	0	0	0	AMT - ALL Property	MACRS Re	ADR Regular	MACRS	5 - Year Property
0	0	0	0	0	0	0	0	0	0	0	0	0	0	0	0	0	5-Year Property	MACRS Re	ADR Regular	MACRS	5 - Year Property
0	0	0	0	0	0	0	0	0	0	0	0	0	0	0	0	0	AMT - ALL Property	MACRS Re	ADR Regular	MACRS	5 - Year Property
869906.61	850213.84	850213.84	0	0	0	0	0	0	0	0	0	0	0	0	0	0	5-Year Property	MACRS Re	ADR Regular	MACRS	5 - Year Property
869906.61	850213.82	850213.82	0	0	0	0	0	0	0	0	0	0	0	0	0	0	AMT - ALL Property	MACRS Re	ADR Regular	MACRS	5 - Year Property
151211.3	151211.3	151211.3	0	0	0	0	0	0	0	0	0	0	0	0	0	0	3-Year Property	Tax Expen	Tax Expense Retire La	MACRS	3 - Year Property
7189	5637.43	5637.43	0	0	0	0	0	0	0	0	0	0	0	0	0	0	7-Year Property	Tax Expen	Tax Expense Retire La	MACRS	7 - Year Property
7189	5637.43	5637.43	0	0	0	0	0	0	0	0	0	0	0	0	0	0	AMT - ALL Property	Tax Expen	Tax Expense Retire La	MACRS	7 - Year Property
7447.62	7447.62	0	0	0	0	0	0	0	0	0	0	0	0	0	0	0	NON-Depreciable	MACRS Re	ADR Regular	MACRS	Class Life
2320714.77	2055723.76	2055723.76	0	28895.79	4019.12	177517.23	210432.14	32914.91	0	0	0	0	0	0	0	0	15-Year Property	Tax Expen	Tax Expense Retire La	MACRS	15 - Year Property
2320714.77	2055723.77	2055723.77	0	28895.79	4019.12	177517.23	210432.14	32914.91	0	0	0	0	0	0	0	0	AMT - ALL Property	Tax Expen	Tax Expense Retire La	MACRS	15 - Year Property
2836703.13	2431954.91	2431954.91	0	35320.48	4912.73	136147.4	176380.61	40233.21	0	0	0	0	0	0	0	0	15-Year Property	Tax Expen	Tax Expense Retire La	MACRS	15 - Year Property
2836703.13	2431954.92	2431954.92	0	35320.48	4912.73	136147.4	176380.61	40233.21	0	0	0	0	0	0	0	0	AMT - ALL Property	Tax Expen	Tax Expense Retire La	MACRS	15 - Year Property
496243.8	500861.77	500861.77	0	6178.85	859.42	99240.52	106278.79	7038.27	0	0	0	0	0	0	0	0	15-Year Property	Tax Expen	Tax Expense Retire La	MACRS	15 - Year Property
496243.8	500861.78	500861.78	0	6178.85	859.42	99240.52	106278.79	7038.27	0	0	0	0	0	0	0	0	AMT - ALL Property	Tax Expen	Tax Expense Retire La	MACRS	15 - Year Property
323.82	271.54	271.54	0	4.03	0.56	9.47	14.06	4.59	0	0	0	0	0	0	0	0	15-Year Property	Tax Expen	Tax Expense Retire La	MACRS	15 - Year Property
323.82	271.54	271.54	0	4.03	0.56	9.47	14.06	4.59	0	0	0	0	0	0	0	0	AMT - ALL Property	Tax Expen	Tax Expense Retire La	MACRS	15 - Year Property
0	0	0	0	0	0	0	0	0	0	0	0	0	0	0	0	0	7-Year Property	Tax Expen	Tax Expense Retire La	MACRS	7 - Year Property
0	0	0	0	0	0	0	0	0	0	0	0	0	0	0	0	0	AMT - ALL Property	Tax Expen	Tax Expense Retire La	MACRS	7 - Year Property
132283.31	108061.84	108061.84	0	0	0	2878.17	2878.17	0	0	0	0	0	0	0	0	0	15-Year Property	Tax Expen	Tax Expense Retire La	MACRS	15 - Year Property
132283.31	108061.84	108061.84	0	0	0	2878.17	2878.17	0	0	0	0	0	0	0	0	0	AMT - ALL Property	Tax Expen	Tax Expense Retire La	MACRS	15 - Year Property
77856.89	61907.07	61907.07	0	0	0	0	0	0	0	0	0	0	0	0	0	0	15-Year Property	Tax Expen	Tax Expense Retire La	MACRS	15 - Year Property
77856.89	61907.07	61907.07	0	0	0	0	0	0	0	0	0	0	0	0	0	0	AMT - ALL Property	Tax Expen	Tax Expense Retire La	MACRS	15 - Year Property
49068.35	39016.18	39016.18	0	0	0	0	0	0	0	0	0	0	0	0	0	0	15-Year Property	Tax Expen	Tax Expense Retire La	MACRS	15 - Year Property
49068.35	39016.18	39016.18	0	0	0	0	0	0	0	0	0	0	0	0	0	0	AMT - ALL Property	Tax Expen	Tax Expense Retire La	MACRS	15 - Year Property
2814623.51	2416898.15	2416898.15	0	-2023440	0	2202319.8	178880.31	-2023440	0	0	0	0	0	0	0	0	15-Year Property	Tax Expen	Tax Expense Retire La	MACRS	15 - Year Property

2814623.51	2416898.15	2416898.15	0	-2023440	0	2202319.8	178880.31	-2023440	0	0	0	0	0	0	0	0	AMT - ALL Property	Tax Expen:	Tax Expense Retire La	MACRS	15 - Year Property
686363.21	596535.44	596535.44	0	30003.83	0	20777.22	50781.05	30003.83	0	0	0	0	0	0	0	0	15-Year Property	Tax Expen:	Tax Expense Retire La	MACRS	15 - Year Property
686363.21	596535.44	596535.44	0	30003.83	0	20777.22	50781.05	30003.83	0	0	0	0	0	0	0	0	AMT - ALL Property	Tax Expen:	Tax Expense Retire La	MACRS	15 - Year Property
2537560.74	2802734.16	2802734.16	0	22112.45	154204.52	608702.78	785019.76	176317	0	0	0	0	0	0	0	0	15-Year Property	Tax Expen:	Tax Expense Retire La	MACRS	15 - Year Property
2537560.74	2802734.15	2802734.15	0	22112.45	154204.52	608702.78	785019.76	176317	0	0	0	0	0	0	0	0	AMT - ALL Property	Tax Expen:	Tax Expense Retire La	MACRS	15 - Year Property
0	0	0	0	0	0	0	0	0	0	0	0	0	0	0	0	0	3-Year Property	Tax Expen:	Tax Expense Retire La	MACRS	3 - Year Property
0	3714.11	3714.11	0	0	0	3714.1	3714.1	0	0	0	0	0	0	0	0	0	5-Year Property	MACRS Re	ADR Regular	MACRS	5 - Year Property
0	3714.1	3714.1	0	0	0	3714.1	3714.1	0	0	0	0	0	0	0	0	0	AMT - ALL Property	MACRS Re	ADR Regular	MACRS	5 - Year Property
0	0	0	0	0	0	0	0	0	0	0	0	0	0	0	0	0	5-Year Property	MACRS Re	ADR Regular	MACRS	5 - Year Property
0	0	0	0	0	0	0	0	0	0	0	0	0	0	0	0	0	AMT - ALL Property	MACRS Re	ADR Regular	MACRS	5 - Year Property
0	0	0	0	0	0	0	0	0	0	0	0	0	0	0	0	0	5-Year Property	MACRS Re	ADR Regular	MACRS	5 - Year Property
0	0	0	0	0	0	0	0	0	0	0	0	0	0	0	0	0	AMT - ALL Property	MACRS Re	ADR Regular	MACRS	5 - Year Property
0	0	0	0	0	0	0	0	0	0	0	0	0	0	0	0	0	5-Year Property	MACRS Re	ADR Regular	MACRS	5 - Year Property
0	0	0	0	0	0	0	0	0	0	0	0	0	0	0	0	0	AMT - ALL Property	MACRS Re	ADR Regular	MACRS	5 - Year Property
0	0	0	0	0	0	0	0	0	0	0	0	0	0	0	0	0	5-Year Property	MACRS Re	ADR Regular	MACRS	5 - Year Property
0	0	0	0	0	0	0	0	0	0	0	0	0	0	0	0	0	AMT - ALL Property	MACRS Re	ADR Regular	MACRS	5 - Year Property
0	0	0	0	0	0	0	0	0	0	0	0	0	0	0	0	0	5-Year Property	MACRS Re	ADR Regular	MACRS	5 - Year Property
0	0	0	0	0	0	0	0	0	0	0	0	0	0	0	0	0	AMT - ALL Property	MACRS Re	ADR Regular	MACRS	5 - Year Property
0	0	0	0	0	0	0	0	0	0	0	0	0	0	0	0	0	3-Year Property	MACRS Re	ADR Regular	MACRS	3 - Year Property
2353.39	1845.47	1845.47	0	0	0	0	0	0	0	0	0	0	0	0	0	0	7-Year Property	MACRS Re	ADR Regular	MACRS	7 - Year Property
2353.39	1845.48	1845.48	0	0	0	0	0	0	0	0	0	0	0	0	0	0	AMT - ALL Property	MACRS Re	ADR Regular	MACRS	7 - Year Property
0.04	0.06	0.06	0	0	0	0	0	0	0	0	0	0	0	0	0	0	5-Year Property	MACRS Re	ADR Regular	MACRS	5 - Year Property
0.04	0.04	0.04	0	0	0	0	0	0	0	0	0	0	0	0	0	0	AMT - ALL Property	MACRS Re	ADR Regular	MACRS	5 - Year Property
165561.52	166351.95	166351.95	0	0	0	0	0	0	0	0	0	0	0	0	0	0	5-Year Property	MACRS Re	ADR Regular	MACRS	5 - Year Property
165561.52	166351.95	166351.95	0	0	0	0	0	0	0	0	0	0	0	0	0	0	AMT - ALL Property	MACRS Re	ADR Regular	MACRS	5 - Year Property
100094.46	78491.52	78491.52	0	0	0	0	0	0	0	0	0	0	0	0	0	0	7-Year Property	MACRS Re	ADR Regular	MACRS	7 - Year Property
100094.46	78491.52	78491.52	0	0	0	0	0	0	0	0	0	0	0	0	0	0	AMT - ALL Property	MACRS Re	ADR Regular	MACRS	7 - Year Property
0	0.03	0.03	0	0	0	0	0	0	0	0	0	0	0	0	0	0	7-Year Property	MACRS Re	ADR Regular	MACRS	7 - Year Property
0	0	0	0	0	0	0	0	0	0	0	0	0	0	0	0	0	AMT - ALL Property	MACRS Re	ADR Regular	MACRS	7 - Year Property
0	0	0	0	0	0	0	0	0	0	0	0	0	0	0	0	0	7-Year Property	MACRS Re	ADR Regular	MACRS	7 - Year Property
0	0	0	0	0	0	0	0	0	0	0	0	0	0	0	0	0	AMT - ALL Property	MACRS Re	ADR Regular	MACRS	7 - Year Property
0	0	0	0	0	0	0	0	0	0	0	0	0	0	0	0	0	7-Year Property	MACRS Re	ADR Regular	MACRS	7 - Year Property
0	0	0	0	0	0	0	0	0	0	0	0	0	0	0	0	0	AMT - ALL Property	MACRS Re	ADR Regular	MACRS	7 - Year Property
-15568.15	-13612.33	-9606.11	0	0	0	0	0	0	0	0	0	0	0	0	0	0	Non-Residential Real I	MACRS Re	ADR Regular	MACRS	Non - Residential Real
-15568.15	-13612.34	-10082.67	0	0	0	0	0	0	0	0	0	0	0	0	0	0	AMT - ALL Property	MACRS Re	ADR Regular	MACRS	Non - Residential Real
60997.89	47833.01	47833.01	0	0	0	0	0	0	0	0	0	0	0	0	0	0	7-Year Property	MACRS Re	ADR Regular	MACRS	7 - Year Property
60997.89	47832.99	47832.99	0	0	0	0	0	0	0	0	0	0	0	0	0	0	AMT - ALL Property	MACRS Re	ADR Regular	MACRS	7 - Year Property
6090.28	6119.34	6119.34	0	0	0	0	0	0	0	0	0	0	0	0	0	0	5-Year Property	MACRS Re	ADR Regular	MACRS	5 - Year Property
6090.28	6119.37	6119.37	0	0	0	0	0	0	0	0	0	0	0	0	0	0	AMT - ALL Property	MACRS Re	ADR Regular	MACRS	5 - Year Property
0	0	0	0	0	0	0	0	0	0	0	0	0	0	0	0	0	5-Year Property	MACRS Re	ADR Regular	MACRS	5 - Year Property
0	0	0	0	0	0	0	0	0	0	0	0	0	0	0	0	0	AMT - ALL Property	MACRS Re	ADR Regular	MACRS	5 - Year Property
12735.8	9987.08	9987.08	0	0	0	0	0	0	0	0	0	0	0	0	0	0	7-Year Property	MACRS Re	ADR Regular	MACRS	7 - Year Property
12735.8	9987.08	9987.08	0	0	0	0	0	0	0	0	0	0	0	0	0	0	AMT - ALL Property	MACRS Re	ADR Regular	MACRS	7 - Year Property
5630.8	4415.52	4415.52	0	0	0	0	0	0	0	0	0	0	0	0	0	0	7-Year Property	MACRS Re	ADR Regular	MACRS	7 - Year Property
5630.8	4415.52	4415.52	0	0	0	0	0	0	0	0	0	0	0	0	0	0	AMT - ALL Property	MACRS Re	ADR Regular	MACRS	7 - Year Property
15741.82	12344.34	12344.34	0	0	0	0	0	0	0	0	0	0	0	0	0	0	7-Year Property	MACRS Re	ADR Regular	MACRS	7 - Year Property
15741.82	12344.34	12344.34	0	0	0	0	0	0	0	0	0	0	0	0	0	0	AMT - ALL Property	MACRS Re	ADR Regular	MACRS	7 - Year Property
29956.01	23490.72	23490.72	0	0	0	0	0	0	0	0	0	0	0	0	0	0	7-Year Property	MACRS Re	ADR Regular	MACRS	7 - Year Property
29956.01	23490.72	23490.72	0	0	0	0	0	0	0	0	0	0	0	0	0	0	AMT - ALL Property	MACRS Re	ADR Regular	MACRS	7 - Year Property
42817.45	33576.34	33576.34	0	0	0	0	0	0	0	0	0	0	0	0	0	0	7-Year Property	MACRS Re	ADR Regular	MACRS	7 - Year Property
42817.45	33576.34	33576.34	0	0	0	0	0	0	0	0	0	0	0	0	0	0	AMT - ALL Property	MACRS Re	ADR Regular	MACRS	7 - Year Property
418814.24	328423.46	328423.46	0	0	0	0	0	0	0	0	0	0	0	0	0	0	7-Year Property	MACRS Re	ADR Regular	MACRS	7 - Year Property
418814.24	328423.44	328423.44	0	0	0	0	0	0	0	0	0	0	0	0	0	0	AMT - ALL Property	MACRS Re	ADR Regular	MACRS	7 - Year Property
4861.51	4861.51	0	0	0	0	0	0	0	0	0	0	0	0	0	0	0	NON-Depreciable	MACRS Re	ADR Regular	MACRS	Class Life
15160.6	15160.6	0	0	0	0	0	0	0	0	0	0	0	0	0	0	0	NON-Depreciable	MACRS Re	ADR Regular	MACRS	Class Life
0	0	0	0	0	0	0	0	0	0	0	0	0	0	0	0	0	15-Year Property	Tax Expen:	Tax Expense Retire La	MACRS	15 - Year Property
0	0	0	0	0	0	0	0	0	0	0	0	0	0	0	0	0	AMT - ALL Property	Tax Expen:	Tax Expense Retire La	MACRS	15 - Year Property
476916.85	379215.37	379215.37	0	0	0	0	0	0	0	0	0	0	0	0	0	0	15-Year Property	Tax Expen:	Tax Expense Retire La	MACRS	15 - Year Property
476916.85	379215.37	379215.37	0	0	0	0	0	0	0	0	0	0	0	0	0	0	AMT - ALL Property	Tax Expen:	Tax Expense Retire La	MACRS	15 - Year Property
10956.77	10956.77	10956.77	0	0	0	0	0	0	0	0	0	0	0	0	0	0	5-Year Property	MACRS Re	ADR Regular	MACRS	5 - Year Property
10956.77	10956.77	10956.77	0	0	0	0	0	0	0	0	0	0	0	0	0	0	AMT - ALL Property	MACRS Re	ADR Regular	MACRS	5 - Year Property
0	0	0	0	0	0	0	0	0	0	0	0	0	0	0	0	0	5-Year Property	MACRS Re	ADR Regular	MACRS	5 - Year Property
2149825.08	2106876.01	2106876.01	0	321.98	500.15	4896.7	5718.83	822.13	0	0	0	0	0	0	0	0	5-Year Property	Tax Expen:	Tax Expense Retire La	MACRS	5 - Year Property
2149825.08	2106876.01	2106876.01	0	321.98	500.15	4896.7	5718.83	822.13	0	0	0	0	0	0	0	0	AMT - ALL Property	Tax Expen:	Tax Expense Retire La	MACRS	5 - Year Property
18643931.01	17444714.32	17444714.32	0	2653.86	4122.42	119458.55	126234.82	6776.27	0	0	0	0	0	0	0	0	20-Year Property	Tax Expen:	Tax Expense Retire La	MACRS	20 - Year Property
18643931.01	17444714.29	14528830.27	0	2653.86	4122.42	119458.55	126234.82	6776.27	0	0	0	0	0	0	0	0	AMT - ALL Property	Tax Expen:	Tax Expense Retire La	MACRS	20 - Year Property
59924	67381	59227.51	0	0	0	0	0	0	0	0	0	0	0	0	0	0	Non-Residential Real I	MACRS Re	ADR Regular	MACRS	Class Life
59924	67381	49909.09	0	0	0	0	0	0	0	0	0	0	0	0	0	0	AMT - ALL Property	MACRS Re	ADR Regular	MACRS	Class Life
206304.02	192528	192528	0	0	0	890.74	890.74	0	0	0	0	0	0	0	0	0	20-Year Property	Tax Expen:	Tax Expense Retire La	MACRS	20 - Year Property
206304.02	192528.01	160346.98	0	0	0	890.74	890.74	0	0	0	0	0	0	0	0	0	AMT - ALL Property	Tax Expen:	Tax Expense Retire La	MACRS	20 - Year Property
0	0	0	0	0	0	0	0	0	0	0	0	0	0	0	0	0	20-Year Property	Tax Expen:	Tax Expense Retire La	MACRS	20 - Year Property
0	0	0	0	0	0	0	0	0	0	0	0	0	0	0	0	0	AMT - ALL Property	Tax Expen:	Tax Expense Retire La	MACRS	20 - Year Property
0	0	0	0	0	0	0	0	0	0	0	0	0	0	0	0	0	20-Year Property	Tax Expen:	Tax Expense Retire La	MACRS	20 - Year Property
0	0	0	0	0	0	0	0	0	0	0	0	0	0	0	0	0	AMT - ALL Property	Tax Expen:	Tax Expense Retire La	MACRS	20 - Year Property
5939.19	5939.19	0	0	0	0	0	0	0	0	0	0	0	0	0	0	0	NON-Depreciable	MACRS Re	ADR Regular	MACRS	Class Life
0	0	0	0	0	0	0	0	0	0	0	0	0	0	0	0	0	7-Year Property	Tax Expen:	Tax Expense Retire La	MACRS	7 - Year Property
0	0	0	0	0	0	0	0	0	0	0	0	0	0	0	0	0	AMT - ALL Property	Tax Expen:	Tax Expense Retire La	MACRS	7 - Year Property
0	0	0	0	0	0	0	0	0	0	0	0	0	0	0	0	0	15-Year Property	Tax Expen:	Tax Expense Retire La	MACRS	15 - Year Property
0	0	0	0	0	0	0	0	0	0	0	0	0	0	0	0	0	AMT - ALL Property	Tax Expen:	Tax Expense Retire La	MACRS	15 - Year Property
1794424.21	1515158.86	1515158.86	0	3195.25	7080.59	78065.7	88341.54	10275.84	0	0	0	0	0	0	0	0	15-Year Property	Tax Expen:	Tax Expense Retire La	MACRS	15 - Year Property
1794424.21	1515158.83	1515158.83	0	3195.25	7080.59	78065.7	88341.54	10275.84	0	0	0	0	0	0	0	0	AMT - ALL Property	Tax Expen:	Tax Expense Retire La	MACRS	15 - Year Property
3637590.02	3023978.17	3023978.17	0	6475.69	13842.93	111525.28	131843.91	20318.63	0	0	0	0	0	0	0	0	15-Year Property	Tax Expen:	Tax Expense Retire La	MACRS	15 - Year Property
3637590.02	3023978.16	3023978.16	0	6475.69	13842.93	111525.28	131843.91	20318.63	0	0	0	0	0	0	0	0	AMT - ALL Property	Tax Expen:	Tax Expense Retire La	MACRS	15 - Year Property
112787.95	89775.18	89775.18	0	0	0	93.05	93.05	0	0	0	0	0	0	0	0	0	15-Year Property	Tax Expen:	Tax Expense Retire La	MACRS	15 - Year Property
112787.95	89775.19	89775.19	0	0	0	93.05	93.05	0	0	0	0	0	0	0	0	0	AMT - ALL Property	Tax Expen:	Tax Expense Retire La	MACRS	15 - Year Property
75056.72	59680.56	59680.56	0	0	0	0	0	0	0	0	0	0	0	0	0	0	15-Year Property	Tax Expen:	Tax Expense Retire La	MACRS	15 - Year Property
75056.72	59680.56	59680.56	0	0	0	0	0	0	0	0	0	0	0	0	0	0	AMT - ALL Property	Tax Expen:	Tax Expense Retire La	MACRS	15 - Year Property
497495.06	398837.48	398837.48	0	0	0	3259.59	3259.59	0	0	0	0	0	0	0	0	0	15-Year Property	Tax Expen:	Tax Expense Retire La	MACRS	15 - Year Property
497495.06	398837.47	398837.47	0	0	0	3259.59	3259.59	0	0	0	0	0	0	0	0	0	AMT - ALL Property	Tax Expen:	Tax Expense Retire La	MACRS	15 - Year Property
0	0	0	0	0	0	0	0	0	0	0	0	0	0	0	0	0	20-Year Property	Tax Expen:	Tax Expense Retire La	MACRS	20 - Year Property
0	0	0	0	0	0	0	0	0	0	0	0	0	0	0	0	0	AMT - ALL Property	Tax Expen:	Tax Expense Retire La	MACRS	20 - Year Property

0	0	0	0	0	0	0	0	0	0	0	0	0	0	0	0	0	20-Year Property	Tax Expen:	Tax Expense Retire La	MACRS	20 - Year Property
0	0	0	0	0	0	0	0	0	0	0	0	0	0	0	0	0	AMT - ALL Property	Tax Expen:	Tax Expense Retire La	MACRS	20 - Year Property
269092.43	288133.68	288133.68	0	20992.04	0	53175.65	74167.69	20992.04	0	0	0	0	0	0	0	0	15-Year Property	Tax Expen:	Tax Expense Retire La	MACRS	15 - Year Property
269092.43	288133.68	288133.68	0	20992.04	0	53175.65	74167.69	20992.04	0	0	0	0	0	0	0	0	AMT - ALL Property	Tax Expen:	Tax Expense Retire La	MACRS	15 - Year Property
280393.71	408740.72	408740.72	0	21873.66	0	163914.99	185788.65	21873.66	0	0	0	0	0	0	0	0	15-Year Property	Tax Expen:	Tax Expense Retire La	MACRS	15 - Year Property
280393.71	408740.72	408740.72	0	21873.66	0	163914.99	185788.65	21873.66	0	0	0	0	0	0	0	0	AMT - ALL Property	Tax Expen:	Tax Expense Retire La	MACRS	15 - Year Property
-2665.21	-2119.22	-2119.22	0	0	0	0	0	0	0	0	0	0	0	0	0	0	15-Year Property	Tax Expen:	Tax Expense Retire La	MACRS	15 - Year Property
-2665.21	-2119.22	-2119.22	0	0	0	0	0	0	0	0	0	0	0	0	0	0	AMT - ALL Property	Tax Expen:	Tax Expense Retire La	MACRS	15 - Year Property
2562815.16	2612343.17	2612343.17	0	11440.93	88187.47	474925.51	574553.91	99628.4	0	0	0	0	0	0	0	0	15-Year Property	Tax Expen:	Tax Expense Retire La	MACRS	15 - Year Property
2562815.16	2612343.15	2612343.15	0	11440.93	88187.47	474925.51	574553.91	99628.4	0	0	0	0	0	0	0	0	AMT - ALL Property	Tax Expen:	Tax Expense Retire La	MACRS	15 - Year Property
0	0	0	0	0	0	0	0	0	0	0	0	0	0	0	0	0	20-Year Property	Tax Expen:	Tax Expense Retire La	MACRS	20 - Year Property
0	0	0	0	0	0	0	0	0	0	0	0	0	0	0	0	0	AMT - ALL Property	Tax Expen:	Tax Expense Retire La	MACRS	20 - Year Property
0	-0.01	-0.01	0	0	0	0	0	0	0	0	0	0	0	0	0	0	5-Year Property	MACRS Re	ADR Regular	MACRS	5 - Year Property
0	0	0	0	0	0	0	0	0	0	0	0	0	0	0	0	0	AMT - ALL Property	MACRS Re	ADR Regular	MACRS	5 - Year Property
0	0.02	0.02	0	0	0	0	0	0	0	0	0	0	0	0	0	0	5-Year Property	MACRS Re	ADR Regular	MACRS	5 - Year Property
0	0	0	0	0	0	0	0	0	0	0	0	0	0	0	0	0	AMT - ALL Property	MACRS Re	ADR Regular	MACRS	5 - Year Property
50908.61	51151.66	51151.66	0	0	0	0	0	0	0	0	0	0	0	0	0	0	5-Year Property	MACRS Re	ADR Regular	MACRS	5 - Year Property
50908.61	51151.67	51151.67	0	0	0	0	0	0	0	0	0	0	0	0	0	0	AMT - ALL Property	MACRS Re	ADR Regular	MACRS	5 - Year Property
-539.21	0.8	0.8	0	0	0	0	0	0	0	0	0	0	0	0	0	0	5-Year Property	MACRS Re	ADR Regular	MACRS	5 - Year Property
-539.21	0.79	0.79	0	0	0	0	0	0	0	0	0	0	0	0	0	0	AMT - ALL Property	MACRS Re	ADR Regular	MACRS	5 - Year Property
-31.12	-31.27	-31.27	0	0	0	0	0	0	0	0	0	0	0	0	0	0	5-Year Property	MACRS Re	ADR Regular	MACRS	5 - Year Property
-31.12	-31.27	-31.27	0	0	0	0	0	0	0	0	0	0	0	0	0	0	AMT - ALL Property	MACRS Re	ADR Regular	MACRS	5 - Year Property
0	0	0	0	0	0	0	0	0	0	0	0	0	0	0	0	0	5-Year Property	MACRS Re	ADR Regular	MACRS	5 - Year Property
0	0	0	0	0	0	0	0	0	0	0	0	0	0	0	0	0	AMT - ALL Property	MACRS Re	ADR Regular	MACRS	5 - Year Property
0	0	0	0	0	0	0	0	0	0	0	0	0	0	0	0	0	5-Year Property	MACRS Re	ADR Regular	MACRS	5 - Year Property
0	0	0	0	0	0	0	0	0	0	0	0	0	0	0	0	0	5-Year Property	MACRS Re	ADR Regular	MACRS	5 - Year Property
0	0	0	0	0	0	0	0	0	0	0	0	0	0	0	0	0	3-Year Property	MACRS Re	ADR Regular	MACRS	3 - Year Property
0	0	0	0	0	0	0	0	0	0	0	0	0	0	0	0	0	3-Year Property	MACRS Re	ADR Regular	MACRS	3 - Year Property
0	0	0	0	0	0	0	0	0	0	0	0	0	0	0	0	0	3-Year Property	MACRS Re	ADR Regular	MACRS	3 - Year Property
0	0	0	0	0	0	0	0	0	0	0	0	0	0	0	0	0	3-Year Property	MACRS Re	ADR Regular	MACRS	3 - Year Property
0	0	0	0	16371.38	0	0	0	0	0	0	0	0	0	0	0	0	3-Year Property	MACRS Re	ADR Regular	MACRS	3 - Year Property
0	-0.01	-0.01	0	0	0	0	0	0	0	0	0	0	0	0	0	0	5-Year Property	MACRS Re	ADR Regular	MACRS	5 - Year Property
0	0	0	0	0	0	0	0	0	0	0	0	0	0	0	0	0	AMT - ALL Property	MACRS Re	ADR Regular	MACRS	5 - Year Property
6827.48	5353.94	5353.94	0	0	0	0	0	0	0	0	0	0	0	0	0	0	7-Year Property	MACRS Re	ADR Regular	MACRS	7 - Year Property
6827.48	5353.93	5353.93	0	0	0	0	0	0	0	0	0	0	0	0	0	0	AMT - ALL Property	MACRS Re	ADR Regular	MACRS	7 - Year Property
101266.92	154099.66	154099.66	0	0	0	52349.24	52349.24	0	0	0	0	0	0	0	0	0	5-Year Property	MACRS Re	ADR Regular	MACRS	5 - Year Property
101266.92	154099.65	154099.65	0	0	0	52349.24	52349.24	0	0	0	0	0	0	0	0	0	AMT - ALL Property	MACRS Re	ADR Regular	MACRS	5 - Year Property
0	0	0	0	0	0	0	0	0	0	0	0	0	0	0	0	0	5-Year Property	MACRS Re	ADR Regular	MACRS	5 - Year Property
0	0	0	0	0	0	0	0	0	0	0	0	0	0	0	0	0	AMT - ALL Property	MACRS Re	ADR Regular	MACRS	5 - Year Property
0	-0.02	-0.02	0	0	0	0	0	0	0	0	0	0	0	0	0	0	5-Year Property	MACRS Re	ADR Regular	MACRS	5 - Year Property
0	0	0	0	0	0	0	0	0	0	0	0	0	0	0	0	0	AMT - ALL Property	MACRS Re	ADR Regular	MACRS	5 - Year Property
0	0	0	0	0	0	0	0	0	0	0	0	0	0	0	0	0	5-Year Property	MACRS Re	ADR Regular	MACRS	5 - Year Property
0	0	0	0	0	0	0	0	0	0	0	0	0	0	0	0	0	AMT - ALL Property	MACRS Re	ADR Regular	MACRS	5 - Year Property
0	0	0	0	0	0	0	0	0	0	0	0	0	0	0	0	0	7-Year Property	MACRS Re	ADR Regular	MACRS	7 - Year Property
0	0	0	0	0	0	0	0	0	0	0	0	0	0	0	0	0	AMT - ALL Property	MACRS Re	ADR Regular	MACRS	7 - Year Property
0	0	0	0	0	0	0	0	0	0	0	0	0	0	0	0	0	7-Year Property	MACRS Re	ADR Regular	MACRS	7 - Year Property
0	0	0	0	0	0	0	0	0	0	0	0	0	0	0	0	0	AMT - ALL Property	MACRS Re	ADR Regular	MACRS	7 - Year Property
0	0	0	0	0	0	0	0	0	0	0	0	0	0	0	0	0	5-Year Property	MACRS Re	ADR Regular	MACRS	5 - Year Property
0	0	0	0	0	0	0	0	0	0	0	0	0	0	0	0	0	AMT - ALL Property	MACRS Re	ADR Regular	MACRS	5 - Year Property
-35348.73	-27719.57	-27719.57	0	0	0	0	0	0	0	0	0	0	0	0	0	0	7-Year Property	MACRS Re	ADR Regular	MACRS	7 - Year Property
-35348.73	-27719.56	-27719.56	0	0	0	0	0	0	0	0	0	0	0	0	0	0	AMT - ALL Property	MACRS Re	ADR Regular	MACRS	7 - Year Property
31479.57	27524.95	18966.33	0	0	0	0	0	0	0	0	0	0	0	0	0	0	Non-Residential Real I	MACRS Re	ADR Regular	MACRS	Non - Residential Real
31479.57	27524.95	19768.41	0	0	0	0	0	0	0	0	0	0	0	0	0	0	AMT - ALL Property	MACRS Re	ADR Regular	MACRS	Non - Residential Real
0	0	0	0	0	0	0	0	0	0	0	0	0	0	0	0	0	Non-Residential Real I	MACRS Re	ADR Regular	MACRS	Non - Residential Real
0	0	0	0	0	0	0	0	0	0	0	0	0	0	0	0	0	AMT - ALL Property	MACRS Re	ADR Regular	MACRS	Non - Residential Real
0	38519.84	38519.84	0	0	0	38519.84	38519.84	0	0	0	0	0	0	0	0	0	7-Year Property	MACRS Re	ADR Regular	MACRS	7 - Year Property
0	38519.84	38519.84	0	0	0	38519.84	38519.84	0	0	0	0	0	0	0	0	0	AMT - ALL Property	MACRS Re	ADR Regular	MACRS	7 - Year Property
0	0.01	0.01	0	0	0	0	0	0	0	0	0	0	0	0	0	0	5-Year Property	MACRS Re	ADR Regular	MACRS	5 - Year Property
0	0	0	0	0	0	0	0	0	0	0	0	0	0	0	0	0	AMT - ALL Property	MACRS Re	ADR Regular	MACRS	5 - Year Property
0	0	0	0	0	0	0	0	0	0	0	0	0	0	0	0	0	5-Year Property	MACRS Re	ADR Regular	MACRS	5 - Year Property
0	0	0	0	0	0	0	0	0	0	0	0	0	0	0	0	0	AMT - ALL Property	MACRS Re	ADR Regular	MACRS	5 - Year Property
8569.83	6720.25	6720.25	0	0	0	0	0	0	0	0	0	0	0	0	0	0	7-Year Property	MACRS Re	ADR Regular	MACRS	7 - Year Property
8569.83	6720.25	6720.25	0	0	0	0	0	0	0	0	0	0	0	0	0	0	AMT - ALL Property	MACRS Re	ADR Regular	MACRS	7 - Year Property
10947.46	15336.47	15336.47	0	0	0	6631.7	6631.7	0	0	0	0	0	0	0	0	0	15-Year Property	Tax Expen:	Tax Expense Retire La	MACRS	15 - Year Property
10947.46	15336.46	15336.46	0	0	0	6631.7	6631.7	0	0	0	0	0	0	0	0	0	AMT - ALL Property	Tax Expen:	Tax Expense Retire La	MACRS	15 - Year Property
4758.24	3783.46	3783.46	0	0	0	0	0	0	0	0	0	0	0	0	0	0	15-Year Property	Tax Expen:	Tax Expense Retire La	MACRS	15 - Year Property
4758.24	3783.46	3783.46	0	0	0	0	0	0	0	0	0	0	0	0	0	0	AMT - ALL Property	Tax Expen:	Tax Expense Retire La	MACRS	15 - Year Property
16236.68	12910.42	12910.42	0	0	0	0	0	0	0	0	0	0	0	0	0	0	15-Year Property	Tax Expen:	Tax Expense Retire La	MACRS	15 - Year Property
16236.68	12910.42	12910.42	0	0	0	0	0	0	0	0	0	0	0	0	0	0	AMT - ALL Property	Tax Expen:	Tax Expense Retire La	MACRS	15 - Year Property
0	0	0	0	0	0	0	0	0	0	0	0	0	0	0	0	0	3-Year Property	MACRS Re	ADR Regular	MACRS	3 - Year Property
56696.31	63840.94	63840.94	0	25.21	75.45	11074.68	11175.34	100.66	0	0	0	0	0	0	0	0	20-Year Property	Tax Expen:	Tax Expense Retire La	MACRS	20 - Year Property
56696.31	63840.96	51528.59	0	25.21	75.45	11074.68	11175.34	100.66	0	0	0	0	0	0	0	0	AMT - ALL Property	Tax Expen:	Tax Expense Retire La	MACRS	20 - Year Property
5623458.9	5521930.89	5521930.89	0	2500.77	7482.05	288277.3	298260.12	9982.82	0	0	0	0	0	0	0	0	20-Year Property	Tax Expen:	Tax Expense Retire La	MACRS	20 - Year Property
5623458.9	5521930.87	4456971.27	0	2500.77	7482.05	288277.3	298260.12	9982.82	0	0	0	0	0	0	0	0	AMT - ALL Property	Tax Expen:	Tax Expense Retire La	MACRS	20 - Year Property
346765.53	345511.5	345511.5	0	162.25	485.45	5948.37	6596.07	647.7	0	0	0	0	0	0	0	0	5-Year Property	Tax Expen:	Tax Expense Retire La	MACRS	5 - Year Property
346765.53	345511.51	345511.51	0	162.25	485.45	5948.37	6596.07	647.7	0	0	0	0	0	0	0	0	AMT - ALL Property	Tax Expen:	Tax Expense Retire La	MACRS	5 - Year Property
5145.95	5794.48	5794.48	0	2.29	6.85	1005.24	1014.37	9.13	0	0	0	0	0	0	0	0	20-Year Property	Tax Expen:	Tax Expense Retire La	MACRS	20 - Year Property
5145.95	5794.49	4676.98	0	2.29	6.85	1005.24	1014.37	9.13	0	0	0	0	0	0	0	0	AMT - ALL Property	Tax Expen:	Tax Expense Retire La	MACRS	20 - Year Property
3353.32	3775.96	3775.96	0	1.5	4.47	655.08	661.04	5.96	0	0	0	0	0	0	0	0	20-Year Property	Tax Expen:	Tax Expense Retire La	MACRS	20 - Year Property
3353.32	3775.96	3047.73	0	1.5	4.47	655.08	661.04	5.96	0	0	0	0	0	0	0	0	AMT - ALL Property	Tax Expen:	Tax Expense Retire La	MACRS	20 - Year Property
2223.61	2503.79	2503.79	0	1	2.95	434.29	438.25	3.96	0	0	0	0	0	0	0	0	20-Year Property	Tax Expen:	Tax Expense Retire La	MACRS	20 - Year Property
2223.61	2503.79	2020.9	0	1	2.95	434.29	438.25	3.96	0	0	0	0	0	0	0	0	AMT - ALL Property	Tax Expen:	Tax Expense Retire La	MACRS	20 - Year Property
595.87	670.88	670.88	0	0.25	0.8	116.32	117.37	1.05	0	0	0	0	0	0	0	0	20-Year Property	Tax Expen:	Tax Expense Retire La	MACRS	20 - Year Property
595.87	670.88	541.51	0	0.25	0.8	116.32	117.37	1.05	0	0	0	0	0	0	0	0	AMT - ALL Property	Tax Expen:	Tax Expense Retire La	MACRS	20 - Year Property
86.56	97.39	97.39	0	0.03	0.11	16.85	16.99	0.14	0	0	0	0	0	0	0	0	20-Year Property	Tax Expen:	Tax Expense Retire La	MACRS	20 - Year Property
86.56	97.39	78.58	0	0.03	0.11	16.85	16.99	0.14	0	0	0	0	0	0	0	0	AMT - ALL Property	Tax Expen:	Tax Expense Retire La	MACRS	20 - Year Property
24.61	27.63	27.63	0	0.01	0.03	4.74	4.78	0.04	0	0	0	0	0	0	0	0	20-Year Property	Tax Expen:	Tax Expense Retire La	MACRS	20 - Year Property
24.61	27.63	22.3	0	0.01	0.03	4.74	4.78	0.04	0	0	0	0	0	0	0	0	AMT - ALL Property	Tax Expen:	Tax Expense Retire La	MACRS	20 - Year Property
10859.37	12227.84	12227.84	0	4.83	14.45	2121.22	2140.5	19.28	0	0	0	0	0	0	0	0	20-Year Property	Tax Expen:	Tax Expense Retire La	MACRS	20 - Year Property
10859.37	12227.84	9869.59	0	4.83	14.45	2121.22	2140.5	19.28	0	0	0	0	0	0	0	0	AMT - ALL Property	Tax Expen:	Tax Expense Retire La	MACRS	20 - Year Property
5755.42	6480.67	6480.67	0	2.55	7.64	1124.23	1134.42	10.19	0	0	0	0	0	0	0	0	20-Year Property	Tax Expen:	Tax Expense Retire La	MACRS	20 - Year Property
5755.42	6480.68	5230.82	0	2.55	7.64	1124.23	1134.42	10.19	0	0	0	0	0	0	0	0	AMT - ALL Property	Tax Expen:	Tax Expense Retire La	MACRS	20 - Year Property

2150.8	2421.8	2421.8	0	0.96	2.86	420.09	423.91	3.82	0	0	0	0	0	0	0	0	20-Year Property	Tax Expen	Tax Expense Retire La	MACRS	20 - Year Property
2150.8	2421.8	1954.71	0	0.96	2.86	420.09	423.91	3.82	0	0	0	0	0	0	0	0	AMT - ALL Property	Tax Expen	Tax Expense Retire La	MACRS	20 - Year Property
1131.81	1274.39	1274.39	0	0.5	1.5	221.03	223.04	2.01	0	0	0	0	0	0	0	0	20-Year Property	Tax Expen	Tax Expense Retire La	MACRS	20 - Year Property
1131.81	1274.38	1028.58	0	0.5	1.5	221.03	223.04	2.01	0	0	0	0	0	0	0	0	AMT - ALL Property	Tax Expen	Tax Expense Retire La	MACRS	20 - Year Property
1087.86	1224.92	1224.92	0	0.48	1.46	212.46	214.4	1.94	0	0	0	0	0	0	0	0	20-Year Property	Tax Expen	Tax Expense Retire La	MACRS	20 - Year Property
1087.86	1224.92	988.66	0	0.48	1.46	212.46	214.4	1.94	0	0	0	0	0	0	0	0	AMT - ALL Property	Tax Expen	Tax Expense Retire La	MACRS	20 - Year Property
870.39	980.06	980.06	0	0.39	1.17	169.99	171.55	1.56	0	0	0	0	0	0	0	0	20-Year Property	Tax Expen	Tax Expense Retire La	MACRS	20 - Year Property
870.39	980.06	791.06	0	0.39	1.17	169.99	171.55	1.56	0	0	0	0	0	0	0	0	AMT - ALL Property	Tax Expen	Tax Expense Retire La	MACRS	20 - Year Property
681.21	770.24	770.24	0	0.32	0.9	136.25	137.47	1.22	0	0	0	0	0	0	0	0	20-Year Property	Tax Expen	Tax Expense Retire La	MACRS	20 - Year Property
681.21	770.24	621.68	0	0.32	0.9	136.25	137.47	1.22	0	0	0	0	0	0	0	0	AMT - ALL Property	Tax Expen	Tax Expense Retire La	MACRS	20 - Year Property
589.67	663.88	663.88	0	0.25	0.78	115.1	116.13	1.03	0	0	0	0	0	0	0	0	20-Year Property	Tax Expen	Tax Expense Retire La	MACRS	20 - Year Property
589.67	663.87	535.84	0	0.25	0.78	115.1	116.13	1.03	0	0	0	0	0	0	0	0	AMT - ALL Property	Tax Expen	Tax Expense Retire La	MACRS	20 - Year Property
560.82	631.45	631.45	0	0.24	0.75	109.51	110.5	0.99	0	0	0	0	0	0	0	0	20-Year Property	Tax Expen	Tax Expense Retire La	MACRS	20 - Year Property
560.82	631.45	509.64	0	0.24	0.75	109.51	110.5	0.99	0	0	0	0	0	0	0	0	AMT - ALL Property	Tax Expen	Tax Expense Retire La	MACRS	20 - Year Property
508.72	572.8	572.8	0	0.23	0.68	99.34	100.25	0.91	0	0	0	0	0	0	0	0	20-Year Property	Tax Expen	Tax Expense Retire La	MACRS	20 - Year Property
508.72	572.78	462.33	0	0.23	0.68	99.34	100.25	0.91	0	0	0	0	0	0	0	0	AMT - ALL Property	Tax Expen	Tax Expense Retire La	MACRS	20 - Year Property
497.71	560.38	560.38	0	0.22	0.67	97.17	98.06	0.89	0	0	0	0	0	0	0	0	20-Year Property	Tax Expen	Tax Expense Retire La	MACRS	20 - Year Property
497.71	560.39	452.32	0	0.22	0.67	97.17	98.06	0.89	0	0	0	0	0	0	0	0	AMT - ALL Property	Tax Expen	Tax Expense Retire La	MACRS	20 - Year Property
397.01	446.93	446.93	0	0.17	0.52	77.45	78.14	0.69	0	0	0	0	0	0	0	0	20-Year Property	Tax Expen	Tax Expense Retire La	MACRS	20 - Year Property
397.01	446.93	360.74	0	0.17	0.52	77.45	78.14	0.69	0	0	0	0	0	0	0	0	AMT - ALL Property	Tax Expen	Tax Expense Retire La	MACRS	20 - Year Property
366.48	412.59	412.59	0	0.15	0.49	71.52	72.16	0.64	0	0	0	0	0	0	0	0	20-Year Property	Tax Expen	Tax Expense Retire La	MACRS	20 - Year Property
366.48	412.58	333.02	0	0.15	0.49	71.52	72.16	0.64	0	0	0	0	0	0	0	0	AMT - ALL Property	Tax Expen	Tax Expense Retire La	MACRS	20 - Year Property
9083735.7	9311363.05	9311363.05	0	146450.3	0	726966.36	873416.65	146450.3	0	0	0	0	0	0	0	0	20-Year Property	Tax Expen	Tax Expense Retire La	MACRS	20 - Year Property
9083735.7	9311363.05	7515573.55	0	146450.3	0	726966.36	873416.65	146450.3	0	0	0	0	0	0	0	0	AMT - ALL Property	Tax Expen	Tax Expense Retire La	MACRS	20 - Year Property
33597.32	31208.79	31208.79	0	0	0	0	0	0	0	0	0	0	0	0	0	0	20-Year Property	Tax Expen	Tax Expense Retire La	MACRS	20 - Year Property
33597.32	31208.79	25189.87	0	0	0	0	0	0	0	0	0	0	0	0	0	0	AMT - ALL Property	Tax Expen	Tax Expense Retire La	MACRS	20 - Year Property
0	0	0	0	0	0	0	0	0	0	0	0	0	0	0	0	0	5-Year Property	MACRS Re	ADR Regular	MACRS	5 - Year Property
0	0	0	0	0	0	0	0	0	0	0	0	0	0	0	0	0	AMT - ALL Property	MACRS Re	ADR Regular	MACRS	5 - Year Property
6673	7503	5249.55	0	0	0	0	0	0	0	0	0	0	0	0	0	0	Non-Residential Real I	MACRS Re	ADR Regular	MACRS	Class Life
6673	7503	5388.67	0	0	0	0	0	0	0	0	0	0	0	0	0	0	AMT - ALL Property	MACRS Re	ADR Regular	MACRS	Class Life
106993	120308.14	104795.22	0	0	0	0	0	0	0	0	0	0	0	0	0	0	Non-Residential Real I	MACRS Re	ADR Regular	MACRS	Class Life
106993	120308.14	86405.29	0	0	0	0	0	0	0	0	0	0	0	0	0	0	AMT - ALL Property	MACRS Re	ADR Regular	MACRS	Class Life
2100885.6	2237628.72	2237628.72	0	9938.06	0	276163.16	286101.22	9938.06	0	0	0	0	0	0	0	0	20-Year Property	Tax Expen	Tax Expense Retire La	MACRS	20 - Year Property
2100885.6	2237628.78	1806079.71	0	9938.06	0	276163.16	286101.22	9938.06	0	0	0	0	0	0	0	0	AMT - ALL Property	Tax Expen	Tax Expense Retire La	MACRS	20 - Year Property
0	0	0	0	0	0	0	0	0	0	0	0	0	0	0	0	0	20-Year Property	Tax Expen	Tax Expense Retire La	MACRS	20 - Year Property
0	0	0	0	0	0	0	0	0	0	0	0	0	0	0	0	0	AMT - ALL Property	Tax Expen	Tax Expense Retire La	MACRS	20 - Year Property
0	0	0	0	0	0	0	0	0	0	0	0	0	0	0	0	0	20-Year Property	Tax Expen	Tax Expense Retire La	MACRS	20 - Year Property
0	0	0	0	0	0	0	0	0	0	0	0	0	0	0	0	0	AMT - ALL Property	Tax Expen	Tax Expense Retire La	MACRS	20 - Year Property
2993.21	2993.21	0	0	0	0	0	0	0	0	0	0	0	0	0	0	0	NON-Depreciable	MACRS Re	ADR Regular	MACRS	Class Life
3276.3	3276.3	0	0	0	0	0	0	0	0	0	0	0	0	0	0	0	NON-Depreciable	MACRS Re	ADR Regular	MACRS	Class Life
0	0	0	0	0	0	0	0	0	0	0	0	0	0	0	0	0	20-Year Property	Tax Expen	Tax Expense Retire La	MACRS	20 - Year Property
0	0	0	0	0	0	0	0	0	0	0	0	0	0	0	0	0	AMT - ALL Property	Tax Expen	Tax Expense Retire La	MACRS	20 - Year Property
0	0	0	0	0	0	0	0	0	0	0	0	0	0	0	0	0	20-Year Property	Tax Expen	Tax Expense Retire La	MACRS	20 - Year Property
0	0	0	0	0	0	0	0	0	0	0	0	0	0	0	0	0	AMT - ALL Property	Tax Expen	Tax Expense Retire La	MACRS	20 - Year Property
0	0	0	0	0	0	0	0	0	0	0	0	0	0	0	0	0	20-Year Property	Tax Expen	Tax Expense Retire La	MACRS	20 - Year Property
0	0	0	0	0	0	0	0	0	0	0	0	0	0	0	0	0	AMT - ALL Property	Tax Expen	Tax Expense Retire La	MACRS	20 - Year Property
67496.05	100322.31	100322.31	0	1001.14	360.74	45291.67	46653.55	1361.88	0	0	0	0	0	0	0	0	15-Year Property	Tax Expen	Tax Expense Retire La	MACRS	15 - Year Property
67496.05	100322.31	100322.31	0	1001.14	360.74	45291.67	46653.55	1361.88	0	0	0	0	0	0	0	0	AMT - ALL Property	Tax Expen	Tax Expense Retire La	MACRS	15 - Year Property
30864.58	45875.43	45875.43	0	457.83	164.98	20710.97	21333.78	622.81	0	0	0	0	0	0	0	0	15-Year Property	Tax Expen	Tax Expense Retire La	MACRS	15 - Year Property
30864.58	45875.45	45875.45	0	457.83	164.98	20710.97	21333.78	622.81	0	0	0	0	0	0	0	0	AMT - ALL Property	Tax Expen	Tax Expense Retire La	MACRS	15 - Year Property
27737.42	41227.35	41227.35	0	411.41	148.24	18612.57	19172.22	559.65	0	0	0	0	0	0	0	0	15-Year Property	Tax Expen	Tax Expense Retire La	MACRS	15 - Year Property
27737.42	41227.33	41227.33	0	411.41	148.24	18612.57	19172.22	559.65	0	0	0	0	0	0	0	0	AMT - ALL Property	Tax Expen	Tax Expense Retire La	MACRS	15 - Year Property
94325.99	140200.79	140200.79	0	1399.09	504.16	63295.23	65198.48	1903.25	0	0	0	0	0	0	0	0	15-Year Property	Tax Expen	Tax Expense Retire La	MACRS	15 - Year Property
94325.99	140200.8	140200.8	0	1399.09	504.16	63295.23	65198.48	1903.25	0	0	0	0	0	0	0	0	AMT - ALL Property	Tax Expen	Tax Expense Retire La	MACRS	15 - Year Property
79231.85	117765.74	117765.74	0	1175.22	423.48	53166.68	54765.38	1598.7	0	0	0	0	0	0	0	0	15-Year Property	Tax Expen	Tax Expense Retire La	MACRS	15 - Year Property
79231.85	117765.73	117765.73	0	1175.22	423.48	53166.68	54765.38	1598.7	0	0	0	0	0	0	0	0	AMT - ALL Property	Tax Expen	Tax Expense Retire La	MACRS	15 - Year Property
64936.09	96517.22	96517.22	0	963.15	347.06	43573.78	44884	1310.22	0	0	0	0	0	0	0	0	15-Year Property	Tax Expen	Tax Expense Retire La	MACRS	15 - Year Property
64936.09	96517.24	96517.24	0	963.15	347.06	43573.78	44884	1310.22	0	0	0	0	0	0	0	0	AMT - ALL Property	Tax Expen	Tax Expense Retire La	MACRS	15 - Year Property
62979.41	93609.05	93609.05	0	934.15	336.62	42260.87	43531.64	1270.77	0	0	0	0	0	0	0	0	15-Year Property	Tax Expen	Tax Expense Retire La	MACRS	15 - Year Property
62979.41	93609.02	93609.02	0	934.15	336.62	42260.87	43531.64	1270.77	0	0	0	0	0	0	0	0	AMT - ALL Property	Tax Expen	Tax Expense Retire La	MACRS	15 - Year Property
61974.09	92114.8	92114.8	0	919.24	331.24	41586.31	42836.79	1250.48	0	0	0	0	0	0	0	0	15-Year Property	Tax Expen	Tax Expense Retire La	MACRS	15 - Year Property
61974.09	92114.83	92114.83	0	919.24	331.24	41586.31	42836.79	1250.48	0	0	0	0	0	0	0	0	AMT - ALL Property	Tax Expen	Tax Expense Retire La	MACRS	15 - Year Property
59422.51	88322.26	88322.26	0	881.39	317.61	39874.09	41073.09	1199	0	0	0	0	0	0	0	0	15-Year Property	Tax Expen	Tax Expense Retire La	MACRS	15 - Year Property
59422.51	88322.27	88322.27	0	881.39	317.61	39874.09	41073.09	1199	0	0	0	0	0	0	0	0	AMT - ALL Property	Tax Expen	Tax Expense Retire La	MACRS	15 - Year Property
46539.43	69173.48	69173.48	0	690.28	248.73	31229.12	32168.13	939.01	0	0	0	0	0	0	0	0	15-Year Property	Tax Expen	Tax Expense Retire La	MACRS	15 - Year Property
46539.43	69173.45	69173.45	0	690.28	248.73	31229.12	32168.13	939.01	0	0	0	0	0	0	0	0	AMT - ALL Property	Tax Expen	Tax Expense Retire La	MACRS	15 - Year Property
35271.82	52426.06	52426.06	0	523.18	188.51	23668.35	24380.04	711.69	0	0	0	0	0	0	0	0	15-Year Property	Tax Expen	Tax Expense Retire La	MACRS	15 - Year Property
35271.82	52426.08	52426.08	0	523.18	188.51	23668.35	24380.04	711.69	0	0	0	0	0	0	0	0	AMT - ALL Property	Tax Expen	Tax Expense Retire La	MACRS	15 - Year Property
20596.83	30613.93	30613.93	0	305.49	110.09	13821.01	14236.59	415.58	0	0	0	0	0	0	0	0	15-Year Property	Tax Expen	Tax Expense Retire La	MACRS	15 - Year Property
20596.83	30613.96	30613.96	0	305.49	110.09	13821.01	14236.59	415.58	0	0	0	0	0	0	0	0	AMT - ALL Property	Tax Expen	Tax Expense Retire La	MACRS	15 - Year Property
18535.67	27550.34	27550.34	0	274.94	99.07	12437.9	12811.9	374	0	0	0	0	0	0	0	0	15-Year Property	Tax Expen	Tax Expense Retire La	MACRS	15 - Year Property
18535.67	27550.36	27550.36	0	274.94	99.07	12437.9	12811.9	374	0	0	0	0	0	0	0	0	AMT - ALL Property	Tax Expen	Tax Expense Retire La	MACRS	15 - Year Property
8911.1	13244.96	13244.96	0	132.15	47.63	5979.6	6159.38	179.78	0	0	0	0	0	0	0	0	15-Year Property	Tax Expen	Tax Expense Retire La	MACRS	15 - Year Property
8911.1	13244.95	13244.95	0	132.15	47.63	5979.6	6159.38	179.78	0	0	0	0	0	0	0	0	AMT - ALL Property	Tax Expen	Tax Expense Retire La	MACRS	15 - Year Property
0	0	0	0	0	0	0	0	0	0	0	0	0	0	0	0	0	20-Year Property	Tax Expen	Tax Expense Retire La	MACRS	20 - Year Property
0	0	0	0	0	0	0	0	0	0	0	0	0	0	0	0	0	AMT - ALL Property	Tax Expen	Tax Expense Retire La	MACRS	20 - Year Property
0	0	0	0	0	0	0	0	0	0	0	0	0	0	0	0	0	20-Year Property	Tax Expen	Tax Expense Retire La	MACRS	20 - Year Property
0	0	0	0	0	0	0	0	0	0	0	0	0	0	0	0	0	AMT - ALL Property	Tax Expen	Tax Expense Retire La	MACRS	20 - Year Property
0	0	0	0	0	0	0	0	0	0	0	0	0	0	0	0	0	7-Year Property	Tax Expen	Tax Expense Retire La	MACRS	7 - Year Property
0	0	0	0	0	0	0	0	0	0	0	0	0	0	0	0	0	AMT - ALL Property	Tax Expen	Tax Expense Retire La	MACRS	7 - Year Property
2295670.87	2173064.37	2173064.37	0	34050.15	12269.85	301366.12	347686.12	46320	0	0	0	0	0	0	0	0	15-Year Property	Tax Expen	Tax Expense Retire La	MACRS	15 - Year Property
2295670.87	2173064.38	2173064.38	0	34050.15	12269.85	301366.12	347686.12	46320	0	0	0	0	0	0	0	0	AMT - ALL Property	Tax Expen	Tax Expense Retire La	MACRS	15 - Year Property
0	0	0	0	0	0	0	0	0	0	0	0	0	0	0	0	0	20-Year Property	Tax Expen	Tax Expense Retire La	MACRS	20 - Year Property
0	0	0	0	0	0	0	0	0	0	0	0	0	0	0	0	0	AMT - ALL Property	Tax Expen	Tax Expense Retire La	MACRS	20 - Year Property
0	0	0	0	0	0	0	0	0	0	0	0	0	0	0	0	0	20-Year Property	Tax Expen	Tax Expense Retire La	MACRS	20 - Year Property
0	0	0	0	0	0	0	0	0	0	0	0	0	0	0	0	0	AMT - ALL Property	Tax Expen	Tax Expense Retire La	MACRS	20 - Year Property
0	0	0	0	0	0	0	0	0	0	0	0	0	0	0	0	0	5-Year Property	Tax Expen	Tax Expense Retire La	MACRS	5 - Year Property
0	0	0	0	0	0	0	0	0	0	0	0	0	0	0	0	0	AMT - ALL Property	Tax Expen	Tax Expense Retire La	MACRS	5 - Year Property
1669541.83	1650207.73	1650207.73	0	24763.6	8923.36	289002.34	322689.29	33686.95	0	0	0	0	0	0	0	0	15-Year Property	Tax Expen	Tax Expense Retire La	MACRS	15 - Year Property
1669541.83	1650207.72	1650207.72	0	24763.6	8923.36	289002.34	322689.29	33686.95	0	0	0	0	0	0	0	0	AMT - ALL Property	Tax Expen	Tax Expense Retire La	MACRS	15 - Year Property
651634.19	678439.05	678439.05	0	9665.42	3482.84	147150.8	160299.06	13148.26	0	0	0	0	0	0	0	0	15-Year Property	Tax Expen	Tax Expense Retire La	MACRS	15 - Year Property
651634.19	678439.07	678439.07	0	9665.42	3482.84	147150.8	160299.06	13148.26	0	0	0	0	0	0	0	0	AMT - ALL Property	Tax Expen	Tax Expense Retire La	MACRS	15 - Year Property

103709.51	88436.34	88436.34	0	69.63	0	5903.2	5972.83	69.63	0	0	0	0	0	0	0	0	15-Year Property	Tax Expen:	Tax Expense Retire La	MACRS	15 - Year Property
103709.51	88436.34	88436.34	0	69.63	0	5903.2	5972.83	69.63	0	0	0	0	0	0	0	0	AMT - ALL Property	Tax Expen:	Tax Expense Retire La	MACRS	15 - Year Property
0	0	0	0	0	0	0	0	0	0	0	0	0	0	0	0	0	20-Year Property	Tax Expen:	Tax Expense Retire La	MACRS	20 - Year Property
0	0	0	0	0	0	0	0	0	0	0	0	0	0	0	0	0	AMT - ALL Property	Tax Expen:	Tax Expense Retire La	MACRS	20 - Year Property
0	0	0	0	0	0	0	0	0	0	0	0	0	0	0	0	0	20-Year Property	Tax Expen:	Tax Expense Retire La	MACRS	20 - Year Property
0	0	0	0	0	0	0	0	0	0	0	0	0	0	0	0	0	AMT - ALL Property	Tax Expen:	Tax Expense Retire La	MACRS	20 - Year Property
0	0	0	0	0	0	0	0	0	0	0	0	0	0	0	0	0	20-Year Property	Tax Expen:	Tax Expense Retire La	MACRS	20 - Year Property
0	0	0	0	0	0	0	0	0	0	0	0	0	0	0	0	0	AMT - ALL Property	Tax Expen:	Tax Expense Retire La	MACRS	20 - Year Property
0	0	0	0	0	0	0	0	0	0	0	0	0	0	0	0	0	20-Year Property	Tax Expen:	Tax Expense Retire La	MACRS	20 - Year Property
0	0	0	0	0	0	0	0	0	0	0	0	0	0	0	0	0	AMT - ALL Property	Tax Expen:	Tax Expense Retire La	MACRS	20 - Year Property
0	0	0	0	0	0	0	0	0	0	0	0	0	0	0	0	0	20-Year Property	Tax Expen:	Tax Expense Retire La	MACRS	20 - Year Property
0	0	0	0	0	0	0	0	0	0	0	0	0	0	0	0	0	AMT - ALL Property	Tax Expen:	Tax Expense Retire La	MACRS	20 - Year Property
0	0	0	0	0	0	0	0	0	0	0	0	0	0	0	0	0	20-Year Property	Tax Expen:	Tax Expense Retire La	MACRS	20 - Year Property
0	0	0	0	0	0	0	0	0	0	0	0	0	0	0	0	0	AMT - ALL Property	Tax Expen:	Tax Expense Retire La	MACRS	20 - Year Property
317625.4	254637.52	254637.52	0	0	0	2081.09	2081.09	0	0	0	0	0	0	0	0	0	15-Year Property	Tax Expen:	Tax Expense Retire La	MACRS	15 - Year Property
317625.4	254637.52	254637.52	0	0	0	2081.09	2081.09	0	0	0	0	0	0	0	0	0	AMT - ALL Property	Tax Expen:	Tax Expense Retire La	MACRS	15 - Year Property
1448952.08	1602771.16	1602771.16	0	42157.34	0	408495	450652.34	42157.34	0	0	0	0	0	0	0	0	15-Year Property	Tax Expen:	Tax Expense Retire La	MACRS	15 - Year Property
1448952.08	1602771.13	1602771.13	0	42157.34	0	408495	450652.34	42157.34	0	0	0	0	0	0	0	0	AMT - ALL Property	Tax Expen:	Tax Expense Retire La	MACRS	15 - Year Property
0	0	0	0	0	0	0	0	0	0	0	0	0	0	0	0	0	20-Year Property	Tax Expen:	Tax Expense Retire La	MACRS	20 - Year Property
0	0	0	0	0	0	0	0	0	0	0	0	0	0	0	0	0	AMT - ALL Property	Tax Expen:	Tax Expense Retire La	MACRS	20 - Year Property
5444.76	5044.79	5044.79	0	158.42	0	557.03	715.45	158.42	0	0	0	0	0	0	0	0	15-Year Property	Tax Expen:	Tax Expense Retire La	MACRS	15 - Year Property
5444.76	5044.8	5044.8	0	158.42	0	557.03	715.45	158.42	0	0	0	0	0	0	0	0	AMT - ALL Property	Tax Expen:	Tax Expense Retire La	MACRS	15 - Year Property
0	0	0	0	0	0	0	0	0	0	0	0	0	0	0	0	0	20-Year Property	Tax Expen:	Tax Expense Retire La	MACRS	20 - Year Property
0	0	0	0	0	0	0	0	0	0	0	0	0	0	0	0	0	AMT - ALL Property	Tax Expen:	Tax Expense Retire La	MACRS	20 - Year Property
0	0	0	0	0	0	0	0	0	0	0	0	0	0	0	0	0	20-Year Property	Tax Expen:	Tax Expense Retire La	MACRS	20 - Year Property
0	0	0	0	0	0	0	0	0	0	0	0	0	0	0	0	0	AMT - ALL Property	Tax Expen:	Tax Expense Retire La	MACRS	20 - Year Property
0	0	0	0	0	0	0	0	0	0	0	0	0	0	0	0	0	20-Year Property	Tax Expen:	Tax Expense Retire La	MACRS	20 - Year Property
0	0	0	0	0	0	0	0	0	0	0	0	0	0	0	0	0	AMT - ALL Property	Tax Expen:	Tax Expense Retire La	MACRS	20 - Year Property
0	0	0	0	0	0	0	0	0	0	0	0	0	0	0	0	0	20-Year Property	Tax Expen:	Tax Expense Retire La	MACRS	20 - Year Property
0	0	0	0	0	0	0	0	0	0	0	0	0	0	0	0	0	AMT - ALL Property	Tax Expen:	Tax Expense Retire La	MACRS	20 - Year Property
0	0	0	0	0	0	0	0	0	0	0	0	0	0	0	0	0	20-Year Property	Tax Expen:	Tax Expense Retire La	MACRS	20 - Year Property
0	0	0	0	0	0	0	0	0	0	0	0	0	0	0	0	0	AMT - ALL Property	Tax Expen:	Tax Expense Retire La	MACRS	20 - Year Property
0	0	0	0	0	0	0	0	0	0	0	0	0	0	0	0	0	20-Year Property	Tax Expen:	Tax Expense Retire La	MACRS	20 - Year Property
0	0	0	0	0	0	0	0	0	0	0	0	0	0	0	0	0	AMT - ALL Property	Tax Expen:	Tax Expense Retire La	MACRS	20 - Year Property
182758.21	163951.19	163951.19	0	5317.36	0	13315.59	18632.95	5317.36	0	0	0	0	0	0	0	0	15-Year Property	Tax Expen:	Tax Expense Retire La	MACRS	15 - Year Property
182758.21	163951.19	163951.19	0	5317.36	0	13315.59	18632.95	5317.36	0	0	0	0	0	0	0	0	AMT - ALL Property	Tax Expen:	Tax Expense Retire La	MACRS	15 - Year Property
0	0	0	0	0	0	0	0	0	0	0	0	0	0	0	0	0	20-Year Property	Tax Expen:	Tax Expense Retire La	MACRS	20 - Year Property
0	0	0	0	0	0	0	0	0	0	0	0	0	0	0	0	0	AMT - ALL Property	Tax Expen:	Tax Expense Retire La	MACRS	20 - Year Property
0	0	0	0	0	0	0	0	0	0	0	0	0	0	0	0	0	20-Year Property	Tax Expen:	Tax Expense Retire La	MACRS	20 - Year Property
0	0	0	0	0	0	0	0	0	0	0	0	0	0	0	0	0	AMT - ALL Property	Tax Expen:	Tax Expense Retire La	MACRS	20 - Year Property
0	0	0	0	0	0	0	0	0	0	0	0	0	0	0	0	0	20-Year Property	Tax Expen:	Tax Expense Retire La	MACRS	20 - Year Property
0	0	0	0	0	0	0	0	0	0	0	0	0	0	0	0	0	AMT - ALL Property	Tax Expen:	Tax Expense Retire La	MACRS	20 - Year Property
0	0	0	0	0	0	0	0	0	0	0	0	0	0	0	0	0	20-Year Property	Tax Expen:	Tax Expense Retire La	MACRS	20 - Year Property
0	0	0	0	0	0	0	0	0	0	0	0	0	0	0	0	0	AMT - ALL Property	Tax Expen:	Tax Expense Retire La	MACRS	20 - Year Property
0	0	0	0	0	0	0	0	0	0	0	0	0	0	0	0	0	20-Year Property	Tax Expen:	Tax Expense Retire La	MACRS	20 - Year Property
0	0	0	0	0	0	0	0	0	0	0	0	0	0	0	0	0	AMT - ALL Property	Tax Expen:	Tax Expense Retire La	MACRS	20 - Year Property
3901211.68	4363464.96	4363464.96	0	14318.56	136408.86	1110730.6	1261458.04	150727.4	0	0	0	0	0	0	0	0	15-Year Property	Tax Expen:	Tax Expense Retire La	MACRS	15 - Year Property
3901211.68	4363464.98	4363464.98	0	14318.56	136408.86	1110730.6	1261458.04	150727.4	0	0	0	0	0	0	0	0	AMT - ALL Property	Tax Expen:	Tax Expense Retire La	MACRS	15 - Year Property
-2140	0.02	0.02	0	0	0	0	0	0	0	0	0	0	0	0	0	0	5-Year Property	MACRS Re	ADR Regular	MACRS	5 - Year Property
-2140	0.01	0.01	0	0	0	0	0	0	0	0	0	0	0	0	0	0	AMT - ALL Property	MACRS Re	ADR Regular	MACRS	5 - Year Property
0	0	0	0	0	0	0	0	0	0	0	0	0	0	0	0	0	5-Year Property	MACRS Re	ADR Regular	MACRS	5 - Year Property
0	0	0	0	0	0	0	0	0	0	0	0	0	0	0	0	0	AMT - ALL Property	MACRS Re	ADR Regular	MACRS	5 - Year Property
0	0	0	0	0	0	0	0	0	0	0	0	0	0	0	0	0	5-Year Property	MACRS Re	ADR Regular	MACRS	5 - Year Property
0	0	0	0	0	0	0	0	0	0	0	0	0	0	0	0	0	AMT - ALL Property	MACRS Re	ADR Regular	MACRS	5 - Year Property
0.17	0.14	0.14	0	0	0	0	0	0	0	0	0	0	0	0	0	0	5-Year Property	MACRS Re	ADR Regular	MACRS	5 - Year Property
0.17	0.17	0.17	0	0	0	0	0	0	0	0	0	0	0	0	0	0	AMT - ALL Property	MACRS Re	ADR Regular	MACRS	5 - Year Property
21705.18	21808.81	21808.81	0	0	0	0	0	0	0	0	0	0	0	0	0	0	5-Year Property	MACRS Re	ADR Regular	MACRS	5 - Year Property
21705.18	21808.82	21808.82	0	0	0	0	0	0	0	0	0	0	0	0	0	0	AMT - ALL Property	MACRS Re	ADR Regular	MACRS	5 - Year Property
28994.02	25351.64	17078.35	0	0	0	0	0	0	0	0	0	0	0	0	0	0	Non-Residential Real I	MACRS Re	ADR Regular	MACRS	Non - Residential Real
28994.02	25351.64	17637.12	0	0	0	0	0	0	0	0	0	0	0	0	0	0	AMT - ALL Property	MACRS Re	ADR Regular	MACRS	Non - Residential Real
0	0	0	0	0	0	0	0	0	0	0	0	0	0	0	0	0	5-Year Property	MACRS Re	ADR Regular	MACRS	5 - Year Property
0	0	0	0	0	0	0	0	0	0	0	0	0	0	0	0	0	AMT - ALL Property	MACRS Re	ADR Regular	MACRS	5 - Year Property
6439.48	5049.68	5049.68	0	0	0	0	0	0	0	0	0	0	0	0	0	0	7-Year Property	MACRS Re	ADR Regular	MACRS	7 - Year Property
6439.48	5049.66	5049.66	0	0	0	0	0	0	0	0	0	0	0	0	0	0	AMT - ALL Property	MACRS Re	ADR Regular	MACRS	7 - Year Property
0	0	0	0	0	0	0	0	0	0	0	0	0	0	0	0	0	5-Year Property	MACRS Re	ADR Regular	MACRS	5 - Year Property
0	0	0	0	0	0	0	0	0	0	0	0	0	0	0	0	0	AMT - ALL Property	MACRS Re	ADR Regular	MACRS	5 - Year Property
0	0.01	0.01	0	0	0	0	0	0	0	0	0	0	0	0	0	0	5-Year Property	MACRS Re	ADR Regular	MACRS	5 - Year Property
0	0	0	0	0	0	0	0	0	0	0	0	0	0	0	0	0	AMT - ALL Property	MACRS Re	ADR Regular	MACRS	5 - Year Property
-2136.31	-2146.5	-2146.5	0	0	0	0	0	0	0	0	0	0	0	0	0	0	5-Year Property	MACRS Re	ADR Regular	MACRS	5 - Year Property
-2136.31	-2146.5	-2146.5	0	0	0	0	0	0	0	0	0	0	0	0	0	0	AMT - ALL Property	MACRS Re	ADR Regular	MACRS	5 - Year Property
3526.32	2765.25	2765.25	0	0	0	0	0	0	0	0	0	0	0	0	0	0	7-Year Property	MACRS Re	ADR Regular	MACRS	7 - Year Property
3526.32	2765.25	2765.25	0	0	0	0	0	0	0	0	0	0	0	0	0	0	AMT - ALL Property	MACRS Re	ADR Regular	MACRS	7 - Year Property
10930.79	8571.64	8571.64	0	0	0	0	0	0	0	0	0	0	0	0	0	0	7-Year Property	MACRS Re	ADR Regular	MACRS	7 - Year Property
10930.79	8571.64	8571.64	0	0	0	0	0	0	0	0	0	0	0	0	0	0	AMT - ALL Property	MACRS Re	ADR Regular	MACRS	7 - Year Property
15669.13	12287.32	12287.32	0	0	0	0	0	0	0	0	0	0	0	0	0	0	7-Year Property	MACRS Re	ADR Regular	MACRS	7 - Year Property
15669.13	12287.32	12287.32	0	0	0	0	0	0	0	0	0	0	0	0	0	0	AMT - ALL Property	MACRS Re	ADR Regular	MACRS	7 - Year Property
130310.66	102186.29	102186.29	0	0	0	0	0	0	0	0	0	0	0	0	0	0	7-Year Property	MACRS Re	ADR Regular	MACRS	7 - Year Property
130310.66	102186.29	102186.29	0	0	0	0	0	0	0	0	0	0	0	0	0	0	AMT - ALL Property	MACRS Re	ADR Regular	MACRS	7 - Year Property
0	0	0	0	0	0	0	0	0	0	0	0	0	0	0	0	0	15-Year Property	Tax Expen:	Tax Expense Retire La	MACRS	15 - Year Property
0	0	0	0	0	0	0	0	0	0	0	0	0	0	0	0	0	AMT - ALL Property	Tax Expen:	Tax Expense Retire La	MACRS	15 - Year Property
485062.07	385691.93	385691.93	0	0	0	0	0	0	0	0	0	0	0	0	0	0	15-Year Property	Tax Expen:	Tax Expense Retire La	MACRS	15 - Year Property
485062.07	385691.92	385691.92	0	0	0	0	0	0	0	0	0	0	0	0	0	0	AMT - ALL Property	Tax Expen:	Tax Expense Retire La	MACRS	15 - Year Property
440163.31	457505.15	457505.15	0	0	0	107513.97	107513.97	0	0	0	0	0	0	0	0	0	15-Year Property	Tax Expen:	Tax Expense Retire La	MACRS	15 - Year Property
440163.31	457505.14	457505.14	0	0	0	107513.97	107513.97	0	0	0	0	0	0	0	0	0	AMT - ALL Property	Tax Expen:	Tax Expense Retire La	MACRS	15 - Year Property
151875.75	120762.38	120762.38	0	0	0	0	0	0	0	0	0	0	0	0	0	0	15-Year Property	Tax Expen:	Tax Expense Retire La	MACRS	15 - Year Property
151875.75	120762.38	120762.38	0	0	0	0	0	0	0	0	0	0	0	0	0	0	AMT - ALL Property	Tax Expen:	Tax Expense Retire La	MACRS	15 - Year Property
-18124.03	-14411.12	-14411.12	0	0	0	0	0	0	0	0	0	0	0	0	0	0	15-Year Property	Tax Expen:	Tax Expense Retire La	MACRS	15 - Year Property
-18124.03	-14411.12	-14411.12	0	0	0	0	0	0	0	0	0	0	0	0	0	0	AMT - ALL Property	Tax Expen:	Tax Expense Retire La	MACRS	15 - Year Property
0	0	0	0	0	0	0	0	0	0	0	0	0	0	0	0	0	3-Year Property	MACRS Re	ADR Regular	MACRS	3 - Year Property
4861785.99	4595879.07	4595879.07	0	2427.01	6671.45	70633.18	79731.64	9098.46	0	0	0	0	0	0	0	0	20-Year Property	Tax Expen:	Tax Expense Retire La	MACRS	20 - Year Property
4861785.99	4595879.06	3591311.81	0	2427.01	6671.45	70633.18	79731.64	9098.46	0	0	0	0	0	0	0	0	AMT - ALL Property	Tax Expen:	Tax Expense Retire La	MACRS	20 - Year Property
39643.87	37218.29	37218.29	0	19.79	54.4	318.64	392.83	74.19	0	0	0	0	0	0	0	0	20-Year Property	Tax Expen:	Tax Expense Retire La	MACRS	20 - Year Property

39643.87	37218.29	29083.1	0	19.79	54.4	318.64	392.83	74.19	0	0	0	0	0	0	0	0	AMT - ALL Property	Tax Expen:	Tax Expense Retire La	MACRS	20 - Year Property
207083.77	218248.14	218248.14	0	0	0	25886.56	25886.56	0	0	0	0	0	0	0	0	0	20-Year Property	Tax Expen:	Tax Expense Retire La	MACRS	20 - Year Property
207083.77	218248.14	170543.46	0	0	0	25886.56	25886.56	0	0	0	0	0	0	0	0	0	AMT - ALL Property	Tax Expen:	Tax Expense Retire La	MACRS	20 - Year Property
4940.74	47571.09	47571.09	0	0	0	42981.6	42981.6	0	0	0	0	0	0	0	0	0	20-Year Property	Tax Expen:	Tax Expense Retire La	MACRS	20 - Year Property
4940.74	47571.08	37172.98	0	0	0	42981.6	42981.6	0	0	0	0	0	0	0	0	0	AMT - ALL Property	Tax Expen:	Tax Expense Retire La	MACRS	20 - Year Property
39960.99	37120.06	37120.06	0	0	0	0	0	0	0	0	0	0	0	0	0	0	20-Year Property	Tax Expen:	Tax Expense Retire La	MACRS	20 - Year Property
39960.99	37120.06	29006.38	0	0	0	0	0	0	0	0	0	0	0	0	0	0	AMT - ALL Property	Tax Expen:	Tax Expense Retire La	MACRS	20 - Year Property
511824.53	679055.95	679055.95	0	46067.86	0	157550.64	203618.5	46067.86	0	0	0	0	0	0	0	0	20-Year Property	Tax Expen:	Tax Expense Retire La	MACRS	20 - Year Property
511824.53	679055.97	530627.92	0	46067.86	0	157550.64	203618.5	46067.86	0	0	0	0	0	0	0	0	AMT - ALL Property	Tax Expen:	Tax Expense Retire La	MACRS	20 - Year Property
53896.5	77125.07	77125.07	0	4851.08	0	22209.14	27060.22	4851.08	0	0	0	0	0	0	0	0	20-Year Property	Tax Expen:	Tax Expense Retire La	MACRS	20 - Year Property
53896.5	77125.1	60267.12	0	4851.08	0	22209.14	27060.22	4851.08	0	0	0	0	0	0	0	0	AMT - ALL Property	Tax Expen:	Tax Expense Retire La	MACRS	20 - Year Property
-224978.54	779823.59	779823.59	0	0	0	988807.75	988807.75	0	0	0	0	0	0	0	0	0	20-Year Property	Tax Expen:	Tax Expense Retire La	MACRS	20 - Year Property
-224978.54	779823.59	779823.59	0	0	0	988807.75	988807.75	0	0	0	0	0	0	0	0	0	AMT - ALL Property	Tax Expen:	Tax Expense Retire La	MACRS	20 - Year Property
4799539.67	5485255.92	5485255.92	0	0	20370.59	1006559	1026929.54	20370.59	0	0	0	0	0	0	0	0	20-Year Property	Tax Expen:	Tax Expense Retire La	MACRS	20 - Year Property
4799539.67	5485255.93	4286288.69	0	0	20370.59	1006559	1026929.54	20370.59	0	0	0	0	0	0	0	0	AMT - ALL Property	Tax Expen:	Tax Expense Retire La	MACRS	20 - Year Property
109087.22	122662.99	102572.58	0	0	0	0	0	0	0	0	0	0	0	0	0	0	Non-Residential Real I	MACRS Re	ADR Regular	MACRS	Class Life
109087.22	122662.99	85336.65	0	0	0	0	0	0	0	0	0	0	0	0	0	0	AMT - ALL Property	MACRS Re	ADR Regular	MACRS	Class Life
0	0	0	0	0	0	0	0	0	0	0	0	0	0	0	0	0	20-Year Property	Tax Expen:	Tax Expense Retire La	MACRS	20 - Year Property
0	0	0	0	0	0	0	0	0	0	0	0	0	0	0	0	0	AMT - ALL Property	Tax Expen:	Tax Expense Retire La	MACRS	20 - Year Property
600283.11	696443.6	696443.6	0	3882.53	5039.22	129914.61	138836.36	8921.75	0	0	0	0	0	0	0	0	20-Year Property	Tax Expen:	Tax Expense Retire La	MACRS	20 - Year Property
600283.11	696443.56	544214.9	0	3882.53	5039.22	129914.61	138836.36	8921.75	0	0	0	0	0	0	0	0	AMT - ALL Property	Tax Expen:	Tax Expense Retire La	MACRS	20 - Year Property
734.69	818.5	818.5	0	4.77	6.18	125.1	136.04	10.94	0	0	0	0	0	0	0	0	20-Year Property	Tax Expen:	Tax Expense Retire La	MACRS	20 - Year Property
734.69	818.51	639.58	0	4.77	6.18	125.1	136.04	10.94	0	0	0	0	0	0	0	0	AMT - ALL Property	Tax Expen:	Tax Expense Retire La	MACRS	20 - Year Property
5232.22	5829	5829	0	33.84	43.92	891.01	968.77	77.76	0	0	0	0	0	0	0	0	20-Year Property	Tax Expen:	Tax Expense Retire La	MACRS	20 - Year Property
5232.22	5828.99	4554.87	0	33.84	43.92	891.01	968.77	77.76	0	0	0	0	0	0	0	0	AMT - ALL Property	Tax Expen:	Tax Expense Retire La	MACRS	20 - Year Property
2615.11	2913.38	2913.38	0	16.91	21.95	445.34	484.2	38.86	0	0	0	0	0	0	0	0	20-Year Property	Tax Expen:	Tax Expense Retire La	MACRS	20 - Year Property
2615.11	2913.39	2276.56	0	16.91	21.95	445.34	484.2	38.86	0	0	0	0	0	0	0	0	AMT - ALL Property	Tax Expen:	Tax Expense Retire La	MACRS	20 - Year Property
2177.49	2425.84	2425.84	0	14.08	18.29	370.78	403.15	32.37	0	0	0	0	0	0	0	0	20-Year Property	Tax Expen:	Tax Expense Retire La	MACRS	20 - Year Property
2177.49	2425.84	1895.61	0	14.08	18.29	370.78	403.15	32.37	0	0	0	0	0	0	0	0	AMT - ALL Property	Tax Expen:	Tax Expense Retire La	MACRS	20 - Year Property
8.44	9.41	9.41	0	0.06	0.06	1.44	1.56	0.12	0	0	0	0	0	0	0	0	20-Year Property	Tax Expen:	Tax Expense Retire La	MACRS	20 - Year Property
8.44	9.4	7.34	0	0.06	0.06	1.44	1.56	0.12	0	0	0	0	0	0	0	0	AMT - ALL Property	Tax Expen:	Tax Expense Retire La	MACRS	20 - Year Property
1289	1304.09	1304.09	0	8.36	10.83	87.53	106.72	19.19	0	0	0	0	0	0	0	0	20-Year Property	Tax Expen:	Tax Expense Retire La	MACRS	20 - Year Property
1289	1304.1	1019.06	0	8.36	10.83	87.53	106.72	19.19	0	0	0	0	0	0	0	0	AMT - ALL Property	Tax Expen:	Tax Expense Retire La	MACRS	20 - Year Property
977.7	989.13	989.13	0	6.34	8.2	66.4	80.94	14.54	0	0	0	0	0	0	0	0	20-Year Property	Tax Expen:	Tax Expense Retire La	MACRS	20 - Year Property
977.7	989.12	772.92	0	6.34	8.2	66.4	80.94	14.54	0	0	0	0	0	0	0	0	AMT - ALL Property	Tax Expen:	Tax Expense Retire La	MACRS	20 - Year Property
0	0	0	0	0	0	0	0	0	0	0	0	0	0	0	0	0	20-Year Property	Tax Expen:	Tax Expense Retire La	MACRS	20 - Year Property
0	0	0	0	0	0	0	0	0	0	0	0	0	0	0	0	0	AMT - ALL Property	Tax Expen:	Tax Expense Retire La	MACRS	20 - Year Property
20455.32	23048.34	23048.34	0	0	0	4047.25	4047.25	0	0	0	0	0	0	0	0	0	20-Year Property	Tax Expen:	Tax Expense Retire La	MACRS	20 - Year Property
20455.32	23048.34	18010.42	0	0	0	4047.25	4047.25	0	0	0	0	0	0	0	0	0	AMT - ALL Property	Tax Expen:	Tax Expense Retire La	MACRS	20 - Year Property
239815.17	270215.4	270215.4	0	0	0	47449.39	47449.39	0	0	0	0	0	0	0	0	0	20-Year Property	Tax Expen:	Tax Expense Retire La	MACRS	20 - Year Property
239815.17	270215.4	211151.73	0	0	0	47449.39	47449.39	0	0	0	0	0	0	0	0	0	AMT - ALL Property	Tax Expen:	Tax Expense Retire La	MACRS	20 - Year Property
7443.32	8102.45	8102.45	0	274.7	0	913.61	1188.31	274.7	0	0	0	0	0	0	0	0	20-Year Property	Tax Expen:	Tax Expense Retire La	MACRS	20 - Year Property
7443.32	8102.43	6331.38	0	274.7	0	913.61	1188.31	274.7	0	0	0	0	0	0	0	0	AMT - ALL Property	Tax Expen:	Tax Expense Retire La	MACRS	20 - Year Property
393928.46	436954.97	436954.97	0	14538.11	0	56493.91	71032.02	14538.11	0	0	0	0	0	0	0	0	20-Year Property	Tax Expen:	Tax Expense Retire La	MACRS	20 - Year Property
393928.46	436954.92	341445.31	0	14538.11	0	56493.91	71032.02	14538.11	0	0	0	0	0	0	0	0	AMT - ALL Property	Tax Expen:	Tax Expense Retire La	MACRS	20 - Year Property
0	0	0	0	0	0	0	0	0	0	0	0	0	0	0	0	0	20-Year Property	Tax Expen:	Tax Expense Retire La	MACRS	20 - Year Property
0	0	0	0	0	0	0	0	0	0	0	0	0	0	0	0	0	AMT - ALL Property	Tax Expen:	Tax Expense Retire La	MACRS	20 - Year Property
0	0	0	0	0	0	0	0	0	0	0	0	0	0	0	0	0	NON-Depreciable	MACRS Re	ADR Regular	MACRS	Class Life
0	0	0	0	0	0	0	0	0	0	0	0	0	0	0	0	0	NON-Depreciable	MACRS Re	ADR Regular	MACRS	Class Life
0	0	0	0	0	0	0	0	0	0	0	0	0	0	0	0	0	NON-Depreciable	MACRS Re	ADR Regular	MACRS	Class Life
0	0	0	0	0	0	0	0	0	0	0	0	0	0	0	0	0	NON-Depreciable	MACRS Re	ADR Regular	MACRS	Class Life
0	0	0	0	0	0	0	0	0	0	0	0	0	0	0	0	0	NON-Depreciable	MACRS Re	ADR Regular	MACRS	Class Life
4347.15	4347.15	0	0	0	0	0	0	0	0	0	0	0	0	0	0	0	NON-Depreciable	MACRS Re	ADR Regular	MACRS	Class Life
0	0	0	0	0	0	0	0	0	0	0	0	0	0	0	0	0	5-Year Property	Tax Expen:	Tax Expense Retire La	MACRS	5 - Year Property
0	0	0	0	0	0	0	0	0	0	0	0	0	0	0	0	0	AMT - ALL Property	Tax Expen:	Tax Expense Retire La	MACRS	5 - Year Property
7936.52	39828.21	39828.21	0	505.3	309.75	32702.51	33517.55	815.04	0	0	0	0	0	0	0	0	15-Year Property	Tax Expen:	Tax Expense Retire La	MACRS	15 - Year Property
7936.52	39828.19	39828.19	0	505.3	309.75	32702.51	33517.55	815.04	0	0	0	0	0	0	0	0	AMT - ALL Property	Tax Expen:	Tax Expense Retire La	MACRS	15 - Year Property
7521.72	37746.39	37746.39	0	478.86	293.57	30993.15	31765.59	772.44	0	0	0	0	0	0	0	0	15-Year Property	Tax Expen:	Tax Expense Retire La	MACRS	15 - Year Property
7521.72	37746.4	37746.4	0	478.86	293.57	30993.15	31765.59	772.44	0	0	0	0	0	0	0	0	AMT - ALL Property	Tax Expen:	Tax Expense Retire La	MACRS	15 - Year Property
6304.45	31638.26	31638.26	0	401.39	246.07	25977.87	26625.33	647.46	0	0	0	0	0	0	0	0	15-Year Property	Tax Expen:	Tax Expense Retire La	MACRS	15 - Year Property
6304.45	31638.25	31638.25	0	401.39	246.07	25977.87	26625.33	647.46	0	0	0	0	0	0	0	0	AMT - ALL Property	Tax Expen:	Tax Expense Retire La	MACRS	15 - Year Property
5995.61	30088.42	30088.42	0	381.74	234.03	24705.3	25321.06	615.76	0	0	0	0	0	0	0	0	15-Year Property	Tax Expen:	Tax Expense Retire La	MACRS	15 - Year Property
5995.61	30088.41	30088.41	0	381.74	234.03	24705.3	25321.06	615.76	0	0	0	0	0	0	0	0	AMT - ALL Property	Tax Expen:	Tax Expense Retire La	MACRS	15 - Year Property
5961.55	29917.02	29917.02	0	379.55	232.65	24564.54	25176.74	612.2	0	0	0	0	0	0	0	0	15-Year Property	Tax Expen:	Tax Expense Retire La	MACRS	15 - Year Property
5961.55	29917.01	29917.01	0	379.55	232.65	24564.54	25176.74	612.2	0	0	0	0	0	0	0	0	AMT - ALL Property	Tax Expen:	Tax Expense Retire La	MACRS	15 - Year Property
4384.84	22004.6	22004.6	0	279.15	171.15	18067.73	18518.03	450.3	0	0	0	0	0	0	0	0	15-Year Property	Tax Expen:	Tax Expense Retire La	MACRS	15 - Year Property
4384.84	22004.59	22004.59	0	279.15	171.15	18067.73	18518.03	450.3	0	0	0	0	0	0	0	0	AMT - ALL Property	Tax Expen:	Tax Expense Retire La	MACRS	15 - Year Property
3201.66	16067.36	16067.36	0	203.84	124.98	13192.8	13521.62	328.82	0	0	0	0	0	0	0	0	15-Year Property	Tax Expen:	Tax Expense Retire La	MACRS	15 - Year Property
3201.66	16067.38	16067.38	0	203.84	124.98	13192.8	13521.62	328.82	0	0	0	0	0	0	0	0	AMT - ALL Property	Tax Expen:	Tax Expense Retire La	MACRS	15 - Year Property
2417.92	12133.72	12133.72	0	153.92	94.41	9962.8	10211.12	248.32	0	0	0	0	0	0	0	0	15-Year Property	Tax Expen:	Tax Expense Retire La	MACRS	15 - Year Property
2417.92	12133.7	12133.7	0	153.92	94.41	9962.8	10211.12	248.32	0	0	0	0	0	0	0	0	AMT - ALL Property	Tax Expen:	Tax Expense Retire La	MACRS	15 - Year Property
2411.51	12101.85	12101.85	0	153.52	94.15	9936.67	10184.35	247.68	0	0	0	0	0	0	0	0	15-Year Property	Tax Expen:	Tax Expense Retire La	MACRS	15 - Year Property
2411.51	12101.83	12101.83	0	153.52	94.15	9936.67	10184.35	247.68	0	0	0	0	0	0	0	0	AMT - ALL Property	Tax Expen:	Tax Expense Retire La	MACRS	15 - Year Property
1281.41	6430.22	6430.22	0	81.57	49.99	5279.76	5411.32	131.56	0	0	0	0	0	0	0	0	15-Year Property	Tax Expen:	Tax Expense Retire La	MACRS	15 - Year Property
1281.41	6430.22	6430.22	0	81.57	49.99	5279.76	5411.32	131.56	0	0	0	0	0	0	0	0	AMT - ALL Property	Tax Expen:	Tax Expense Retire La	MACRS	15 - Year Property
600.46	3013.08	3013.08	0	38.21	23.42	2474.02	2535.65	61.63	0	0	0	0	0	0	0	0	15-Year Property	Tax Expen:	Tax Expense Retire La	MACRS	15 - Year Property
600.46	3013.09	3013.09	0	38.21	23.42	2474.02	2535.65	61.63	0	0	0	0	0	0	0	0	AMT - ALL Property	Tax Expen:	Tax Expense Retire La	MACRS	15 - Year Property
83036.32	416705.34	416705.34	0	5286.5	3240.9	342152.53	350679.93	8527.4	0	0	0	0	0	0	0	0	15-Year Property	Tax Expen:	Tax Expense Retire La	MACRS	15 - Year Property
83036.32	416705.37	416705.37	0	5286.5	3240.9	342152.53	350679.93	8527.4	0	0	0	0	0	0	0	0	AMT - ALL Property	Tax Expen:	Tax Expense Retire La	MACRS	15 - Year Property
30111.81	151111.3	151111.3	0	1917.06	1175.2	124075.95	127168.21	3092.26	0	0	0	0	0	0	0	0	15-Year Property	Tax Expen:	Tax Expense Retire La	MACRS	15 - Year Property
30111.81	151111.31	151111.31	0	1917.06	1175.2	124075.95	127168.21	3092.26	0	0	0	0	0	0	0	0	AMT - ALL Property	Tax Expen:	Tax Expense Retire La	MACRS	15 - Year Property
26359.31	132280.33	132280.33	0	1678.17	1028.8	108614.06	111321.03	2706.97	0	0	0	0	0	0	0	0	15-Year Property	Tax Expen:	Tax Expense Retire La	MACRS	15 - Year Property
26359.31	132280.35	132280.35	0	1678.17	1028.8	108614.06	111321.03	2706.97	0	0	0	0	0	0	0	0	AMT - ALL Property	Tax Expen:	Tax Expense Retire La	MACRS	15 - Year Property
19051.94	95609.26	95609.26	0	1212.93	743.61	78503.76	80460.3	1956.54	0	0	0	0	0	0	0	0	15-Year Property	Tax Expen:	Tax Expense Retire La	MACRS	15 - Year Property
19051.94	95609.24	95609.24	0	1212.93	743.61	78503.76	80460.3	1956.54	0	0	0	0	0	0	0	0	AMT - ALL Property	Tax Expen:	Tax Expense Retire La	MACRS	15 - Year Property
18627.57	93479.63	93479.63	0	1185.93	727.03	76755.15	78668.1	1912.95	0	0	0	0	0	0	0	0	15-Year Property	Tax Expen:	Tax Expense Retire La	MACRS	15 - Year Property
18627.57	93479.63	93479.63	0	1185.93	727.03	76755.15	78668.1	1912.95	0	0	0	0	0	0	0	0	AMT - ALL Property	Tax Expen:	Tax Expense Retire La	MACRS	15 - Year Property
16115.68	80874.22	80874.22	0	1025.99	629	66405.02	68060.01	1654.99	0	0	0	0	0	0	0	0	15-Year Property	Tax Expen:	Tax Expense Retire La	MACRS	15 - Year Property
16115.68	80874.23	80874.23	0	1025.99	629	66405.02	68060.01	1654.99	0	0	0	0	0	0	0	0	AMT - ALL Property	Tax Expen:	Tax Expense Retire La	MACRS	15 - Year Property
13070.71	65593.43	65593.43	0	832.16	510.16	53858.07	55200.39	1342.32	0	0	0	0	0	0	0	0	15-Year Property	Tax Expen:	Tax Expense Retire La	MACRS	15 - Year Property
13070.71	65593.41	65593.41	0	832.16	510.16	53858.07	55200.39	1342.32	0	0	0	0	0	0	0	0	AMT - ALL Property	Tax Expen:	Tax Expense Retire La	MACRS	15 - Year Property
568.19	2851.25	2851.25	0	36.19	22.16	2341.11	2399.46	58.35	0	0	0	0	0	0	0	0	15-Year Property	Tax Expen:	Tax Expense Retire La	MACRS	15 - Year Property

568.19	2851.25	2851.25	0	36.19	22.16	2341.11	2399.46	58.35	0	0	0	0	0	0	0	0	AMT - ALL Property	Tax Expen:	Tax Expense Retire La	MACRS	15 - Year Property
188.11	944	944	0	11.96	7.34	775.13	794.43	19.3	0	0	0	0	0	0	0	0	15-Year Property	Tax Expen:	Tax Expense Retire La	MACRS	15 - Year Property
188.11	943.99	943.99	0	11.96	7.34	775.13	794.43	19.3	0	0	0	0	0	0	0	0	AMT - ALL Property	Tax Expen:	Tax Expense Retire La	MACRS	15 - Year Property
432.75	2055.15	2055.15	0	27.53	16.88	1666.63	1711.04	44.41	0	0	0	0	0	0	0	0	15-Year Property	Tax Expen:	Tax Expense Retire La	MACRS	15 - Year Property
432.75	2055.14	2055.14	0	27.53	16.88	1666.63	1711.04	44.41	0	0	0	0	0	0	0	0	AMT - ALL Property	Tax Expen:	Tax Expense Retire La	MACRS	15 - Year Property
282.38	1340.62	1340.62	0	17.97	11	1087.12	1116.09	28.97	0	0	0	0	0	0	0	0	15-Year Property	Tax Expen:	Tax Expense Retire La	MACRS	15 - Year Property
282.38	1340.63	1340.63	0	17.97	11	1087.12	1116.09	28.97	0	0	0	0	0	0	0	0	AMT - ALL Property	Tax Expen:	Tax Expense Retire La	MACRS	15 - Year Property
166250.51	752057.37	752057.37	0	10584.31	6488.75	602792.07	619865.12	17073.05	0	0	0	0	0	0	0	0	15-Year Property	Tax Expen:	Tax Expense Retire La	MACRS	15 - Year Property
166250.51	752057.46	752057.46	0	10584.31	6488.75	602792.07	619865.12	17073.05	0	0	0	0	0	0	0	0	AMT - ALL Property	Tax Expen:	Tax Expense Retire La	MACRS	15 - Year Property
0	0	0	0	0	0	0	0	0	0	0	0	0	0	0	0	0	7-Year Property	Tax Expen:	Tax Expense Retire La	MACRS	7 - Year Property
0	0	0	0	0	0	0	0	0	0	0	0	0	0	0	0	0	AMT - ALL Property	Tax Expen:	Tax Expense Retire La	MACRS	7 - Year Property
27987.75	152026.74	152026.74	0	1781.84	1092.36	126898.36	129772.57	2874.21	0	0	0	0	0	0	0	0	15-Year Property	Tax Expen:	Tax Expense Retire La	MACRS	15 - Year Property
27987.75	152026.74	152026.74	0	1781.84	1092.36	126898.36	129772.57	2874.21	0	0	0	0	0	0	0	0	AMT - ALL Property	Tax Expen:	Tax Expense Retire La	MACRS	15 - Year Property
11833.73	82241.62	82241.62	0	753.4	461.87	71616.88	72832.16	1215.28	0	0	0	0	0	0	0	0	15-Year Property	Tax Expen:	Tax Expense Retire La	MACRS	15 - Year Property
11833.73	82241.62	82241.62	0	753.4	461.87	71616.88	72832.16	1215.28	0	0	0	0	0	0	0	0	AMT - ALL Property	Tax Expen:	Tax Expense Retire La	MACRS	15 - Year Property
103447.19	85580.44	85580.44	0	69.46	0	3256.05	3325.51	69.46	0	0	0	0	0	0	0	0	15-Year Property	Tax Expen:	Tax Expense Retire La	MACRS	15 - Year Property
103447.19	85580.44	85580.44	0	69.46	0	3256.05	3325.51	69.46	0	0	0	0	0	0	0	0	AMT - ALL Property	Tax Expen:	Tax Expense Retire La	MACRS	15 - Year Property
0	0	0	0	0	0	0	0	0	0	0	0	0	0	0	0	0	15-Year Property	Tax Expen:	Tax Expense Retire La	MACRS	15 - Year Property
0	0	0	0	0	0	0	0	0	0	0	0	0	0	0	0	0	AMT - ALL Property	Tax Expen:	Tax Expense Retire La	MACRS	15 - Year Property
293168.77	242534.47	242534.47	0	196.83	0	9227.62	9424.45	196.83	0	0	0	0	0	0	0	0	15-Year Property	Tax Expen:	Tax Expense Retire La	MACRS	15 - Year Property
293168.77	242534.47	242534.47	0	196.83	0	9227.62	9424.45	196.83	0	0	0	0	0	0	0	0	AMT - ALL Property	Tax Expen:	Tax Expense Retire La	MACRS	15 - Year Property
0	0	0	0	0	0	0	0	0	0	0	0	0	0	0	0	0	15-Year Property	Tax Expen:	Tax Expense Retire La	MACRS	15 - Year Property
0	0	0	0	0	0	0	0	0	0	0	0	0	0	0	0	0	AMT - ALL Property	Tax Expen:	Tax Expense Retire La	MACRS	15 - Year Property
784945.8	1185849.27	1185849.27	0	31904.99	0	529803	561707.99	31904.99	0	0	0	0	0	0	0	0	15-Year Property	Tax Expen:	Tax Expense Retire La	MACRS	15 - Year Property
784945.8	1185849.3	1185849.3	0	31904.99	0	529803	561707.99	31904.99	0	0	0	0	0	0	0	0	AMT - ALL Property	Tax Expen:	Tax Expense Retire La	MACRS	15 - Year Property
0	0	0	0	0	0	0	0	0	0	0	0	0	0	0	0	0	15-Year Property	Tax Expen:	Tax Expense Retire La	MACRS	15 - Year Property
0	0	0	0	0	0	0	0	0	0	0	0	0	0	0	0	0	AMT - ALL Property	Tax Expen:	Tax Expense Retire La	MACRS	15 - Year Property
116598.87	161957.28	161957.28	0	4739.28	0	64505.66	69244.94	4739.28	0	0	0	0	0	0	0	0	15-Year Property	Tax Expen:	Tax Expense Retire La	MACRS	15 - Year Property
116598.87	161957.29	161957.29	0	4739.28	0	64505.66	69244.94	4739.28	0	0	0	0	0	0	0	0	AMT - ALL Property	Tax Expen:	Tax Expense Retire La	MACRS	15 - Year Property
2916413.19	3678567.99	3678567.99	0	10619.57	213505.43	1135488.1	1359613.1	224125	0	0	0	0	0	0	0	0	15-Year Property	Tax Expen:	Tax Expense Retire La	MACRS	15 - Year Property
2916413.19	3678567.99	3678567.99	0	10619.57	213505.43	1135488.1	1359613.1	224125	0	0	0	0	0	0	0	0	AMT - ALL Property	Tax Expen:	Tax Expense Retire La	MACRS	15 - Year Property
0	0	0	0	0	0	0	0	0	0	0	0	0	0	0	0	0	5-Year Property	MACRS Re	ADR Regular	MACRS	5 - Year Property
0	0	0	0	0	0	0	0	0	0	0	0	0	0	0	0	0	AMT - ALL Property	MACRS Re	ADR Regular	MACRS	5 - Year Property
0	0	0	0	0	0	0	0	0	0	0	0	0	0	0	0	0	3-Year Property	MACRS Re	ADR Regular	MACRS	3 - Year Property
0	0	0	0	0	0	0	0	0	0	0	0	0	0	0	0	0	3-Year Property	MACRS Re	ADR Regular	MACRS	3 - Year Property
0	0	0	0	0	0	0	0	0	0	0	0	0	0	0	0	0	NON-Depreciable	MACRS Re	ADR Regular	MACRS	Class Life
0	0	0	0	0	0	0	0	0	0	0	0	0	0	0	0	0	NON-Depreciable	MACRS Re	ADR Regular	MACRS	Class Life
0	0	0	0	0	0	0	0	0	0	0	0	0	0	0	0	0	NON-Depreciable	MACRS Re	ADR Regular	MACRS	Class Life
0	0	0	0	0	0	0	0	0	0	0	0	0	0	0	0	0	7-Year Property	MACRS Re	ADR Regular	MACRS	7 - Year Property
0	0	0	0	0	0	0	0	0	0	0	0	0	0	0	0	0	AMT - ALL Property	MACRS Re	ADR Regular	MACRS	7 - Year Property
0	0	0	0	0	0	0	0	0	0	0	0	0	0	0	0	0	7-Year Property	MACRS Re	ADR Regular	MACRS	7 - Year Property
0	0	0	0	0	0	0	0	0	0	0	0	0	0	0	0	0	AMT - ALL Property	MACRS Re	ADR Regular	MACRS	7 - Year Property
3637.98	2852.82	2852.82	0	0	0	0	0	0	0	0	0	0	0	0	0	0	7-Year Property	MACRS Re	ADR Regular	MACRS	7 - Year Property
3637.98	2852.81	2852.81	0	0	0	0	0	0	0	0	0	0	0	0	0	0	AMT - ALL Property	MACRS Re	ADR Regular	MACRS	7 - Year Property
0	0	0	0	0	0	0	0	0	0	0	0	0	0	0	0	0	Non-Residential Real I	MACRS Re	ADR Regular	MACRS	Non - Residential Real
0	0	0	0	0	0	0	0	0	0	0	0	0	0	0	0	0	AMT - ALL Property	MACRS Re	ADR Regular	MACRS	Non - Residential Real
24773.48	19426.72	19426.72	0	0	0	0	0	0	0	0	0	0	0	0	0	0	7-Year Property	MACRS Re	ADR Regular	MACRS	7 - Year Property
24773.48	19426.73	19426.73	0	0	0	0	0	0	0	0	0	0	0	0	0	0	AMT - ALL Property	MACRS Re	ADR Regular	MACRS	7 - Year Property
0	0	0	0	0	0	0	0	0	0	0	0	0	0	0	0	0	5-Year Property	MACRS Re	ADR Regular	MACRS	5 - Year Property
0	0	0	0	0	0	0	0	0	0	0	0	0	0	0	0	0	AMT - ALL Property	MACRS Re	ADR Regular	MACRS	5 - Year Property
0	0	0	0	0	0	0	0	0	0	0	0	0	0	0	0	0	15-Year Property	MACRS Re	ADR Regular	MACRS	15 - Year Property
0	0	0	0	0	0	0	0	0	0	0	0	0	0	0	0	0	AMT - ALL Property	MACRS Re	ADR Regular	MACRS	15 - Year Property
0	0	0	0	0	0	0	0	0	0	0	0	0	0	0	0	0	15-Year Property	MACRS Re	ADR Regular	MACRS	15 - Year Property
0	0	0	0	0	0	0	0	0	0	0	0	0	0	0	0	0	AMT - ALL Property	MACRS Re	ADR Regular	MACRS	15 - Year Property
0	0	0	0	0	0	0	0	0	0	0	0	0	0	0	0	0	15-Year Property	MACRS Re	ADR Regular	MACRS	15 - Year Property
0	0	0	0	0	0	0	0	0	0	0	0	0	0	0	0	0	AMT - ALL Property	MACRS Re	ADR Regular	MACRS	15 - Year Property
15198.61	11918.36	11918.36	0	0	0	0	0	0	0	0	0	0	0	0	0	0	7-Year Property	MACRS Re	ADR Regular	MACRS	7 - Year Property
15198.61	11918.36	11918.36	0	0	0	0	0	0	0	0	0	0	0	0	0	0	AMT - ALL Property	MACRS Re	ADR Regular	MACRS	7 - Year Property
18974.01	20437.17	20437.17	0	0	0	5558.23	5558.23	0	0	0	0	0	0	0	0	0	7-Year Property	MACRS Re	ADR Regular	MACRS	7 - Year Property
18974.01	20437.17	20437.17	0	0	0	5558.23	5558.23	0	0	0	0	0	0	0	0	0	AMT - ALL Property	MACRS Re	ADR Regular	MACRS	7 - Year Property
6550	5136.34	5136.34	0	0	0	0	0	0	0	0	0	0	0	0	0	0	7-Year Property	MACRS Re	ADR Regular	MACRS	7 - Year Property
6550	5136.34	5136.34	0	0	0	0	0	0	0	0	0	0	0	0	0	0	AMT - ALL Property	MACRS Re	ADR Regular	MACRS	7 - Year Property
929.75	729.09	729.09	0	0	0	0	0	0	0	0	0	0	0	0	0	0	7-Year Property	MACRS Re	ADR Regular	MACRS	7 - Year Property
929.75	729.09	729.09	0	0	0	0	0	0	0	0	0	0	0	0	0	0	AMT - ALL Property	MACRS Re	ADR Regular	MACRS	7 - Year Property
360297.41	282536.04	282536.04	0	0	0	0	0	0	0	0	0	0	0	0	0	0	7-Year Property	MACRS Re	ADR Regular	MACRS	7 - Year Property
360297.41	282536.04	282536.04	0	0	0	0	0	0	0	0	0	0	0	0	0	0	AMT - ALL Property	MACRS Re	ADR Regular	MACRS	7 - Year Property
0	0	0	0	0	0	0	0	0	0	0	0	0	0	0	0	0	NON-Depreciable	MACRS Re	ADR Regular	MACRS	Class Life
0	0	0	0	0	0	0	0	0	0	0	0	0	0	0	0	0	NON-Depreciable	MACRS Re	ADR Regular	MACRS	Class Life
0	0	0	0	0	0	0	0	0	0	0	0	0	0	0	0	0	NON-Depreciable	MACRS Re	ADR Regular	MACRS	Class Life
0	0	0	0	0	0	0	0	0	0	0	0	0	0	0	0	0	NON-Depreciable	MACRS Re	ADR Regular	MACRS	Class Life
0	0	0	0	0	0	0	0	0	0	0	0	0	0	0	0	0	NON-Depreciable	MACRS Re	ADR Regular	MACRS	Class Life
52962.22	48224.17	48224.17	0	0	0	6111.82	6111.82	0	0	0	0	0	0	0	0	0	15-Year Property	Tax Expen:	Tax Expense Retire La	MACRS	15 - Year Property
52962.22	48224.17	48224.17	0	0	0	6111.82	6111.82	0	0	0	0	0	0	0	0	0	AMT - ALL Property	Tax Expen:	Tax Expense Retire La	MACRS	15 - Year Property
0	0	0	0	0	0	0	0	0	0	0	0	0	0	0	0	0	15-Year Property	Tax Expen:	Tax Expense Retire La	MACRS	15 - Year Property
0	0	0	0	0	0	0	0	0	0	0	0	0	0	0	0	0	AMT - ALL Property	Tax Expen:	Tax Expense Retire La	MACRS	15 - Year Property
0	0	0	0	0	0	0	0	0	0	0	0	0	0	0	0	0	15-Year Property	Tax Expen:	Tax Expense Retire La	MACRS	15 - Year Property
0	0	0	0	0	0	0	0	0	0	0	0	0	0	0	0	0	AMT - ALL Property	Tax Expen:	Tax Expense Retire La	MACRS	15 - Year Property
0	0	0	0	0	0	0	0	0	0	0	0	0	0	0	0	0	15-Year Property	Tax Expen:	Tax Expense Retire La	MACRS	15 - Year Property
0	0	0	0	0	0	0	0	0	0	0	0	0	0	0	0	0	AMT - ALL Property	Tax Expen:	Tax Expense Retire La	MACRS	15 - Year Property
0	0	0	0	0	0	0	0	0	0	0	0	0	0	0	0	0	5-Year Property	MACRS Re	ADR Regular	MACRS	5 - Year Property
0	0	0	0	0	0	0	0	0	0	0	0	0	0	0	0	0	AMT - ALL Property	MACRS Re	ADR Regular	MACRS	5 - Year Property
1109551.68	1003918.75	1003918.75	0	0	0	0	0	0	0	0	0	0	0	0	0	0	15-Year Property	MACRS Re	ADR Regular	MACRS	15 - Year Property
1109551.68	1003918.75	1003918.75	0	0	0	0	0	0	0	0	0	0	0	0	0	0	AMT - ALL Property	MACRS Re	ADR Regular	MACRS	15 - Year Property
185309.27	167667.22	167667.22	0	0	0	0	0	0	0	0	0	0	0	0	0	0	15-Year Property	MACRS Re	ADR Regular	MACRS	15 - Year Property
185309.27	167667.22	167667.22	0	0	0	0	0	0	0	0	0	0	0	0	0	0	AMT - ALL Property	MACRS Re	ADR Regular	MACRS	15 - Year Property
263395.9	263395.9	0	0	0	0	0	0	0	0	0	0	0	0	0	0	0	NON-Depreciable	MACRS Re	ADR Regular	MACRS	Class Life
0	10050.89	0	0	0	0	10050.89	10050.89	0	0	0	0	0	0	0	0	0	NON-Depreciable	MACRS Re	ADR Regular	MACRS	Class Life
0	0	0	0	0	0	0	0	0	0	0	0	0	0	0	0	0	Non-Residential Real I	MACRS Re	ADR Regular	MACRS	Class Life
0	0	0	0	0	0	0	0	0	0	0	0	0	0	0	0	0	AMT - ALL Property	MACRS Re	ADR Regular	MACRS	Class Life
0	0	0	0	0	0	0	0	0	0	0	0	0	0	0	0	0	NON-Depreciable	MACRS Re	ADR Regular	MACRS	Class Life
0	0	0	0	0	0	0	0	0	0	0	0	0	0	0	0	0	NON-Depreciable	MACRS Re	ADR Regular	MACRS	Class Life
729628.74	729628.74	0	0	0	0	0	0	0	0	0	0	0	0	0	0	0	NON-Depreciable	MACRS Re	ADR Regular	MACRS	Class Life

31200	28993.89	28993.89	0	0	0	0	0	0	0	0	0	0	0	0	0	0	15-Year Property	Tax Expen	Tax Expense Retire La	MACRS	15 - Year Property
31200	28993.9	28993.9	0	0	0	0	0	0	0	0	0	0	0	0	0	0	AMT - ALL Property	Tax Expen	Tax Expense Retire La	MACRS	15 - Year Property
7865.94	7865.94	0	0	0	0	0	0	0	0	0	0	0	0	0	0	0	NON-Depreciable	MACRS Re	ADR Regular	MACRS	Class Life
2679.36	2424.27	2424.27	0	0	0	0	0	0	0	0	0	0	0	0	0	0	15-Year Property	Tax Expen	Tax Expense Retire La	MACRS	15 - Year Property
2679.36	2424.27	2424.27	0	0	0	0	0	0	0	0	0	0	0	0	0	0	AMT - ALL Property	Tax Expen	Tax Expense Retire La	MACRS	15 - Year Property
0	0	0	0	0	0	0	0	0	0	0	0	0	0	0	0	0	NON-Depreciable	MACRS Re	ADR Regular	MACRS	Class Life
62194.08	62194.08	0	0	0	0	0	0	0	0	0	0	0	0	0	0	0	NON-Depreciable	MACRS Re	ADR Regular	MACRS	Class Life
340446.84	393003.39	393003.39	0	2111.67	2478.31	80378.22	84968.2	4589.98	0	0	0	0	0	0	0	0	15-Year Property	Tax Expen	Tax Expense Retire La	MACRS	15 - Year Property
340446.84	393003.4	393003.4	0	2111.67	2478.31	80378.22	84968.2	4589.98	0	0	0	0	0	0	0	0	AMT - ALL Property	Tax Expen	Tax Expense Retire La	MACRS	15 - Year Property
0	0	0	0	0	0	0	0	0	0	0	0	0	0	0	0	0	Non-Residential Real I	Tax Expen	Tax Expense Retire La	MACRS	Non - Residential Real
0	0	0	0	0	0	0	0	0	0	0	0	0	0	0	0	0	AMT - ALL Property	Tax Expen	Tax Expense Retire La	MACRS	Non - Residential Real
574319.43	603175.51	603175.51	0	0	0	81625.59	81625.59	0	0	0	0	0	0	0	0	0	15-Year Property	Tax Expen	Tax Expense Retire La	MACRS	15 - Year Property
574319.43	603175.51	603175.51	0	0	0	81625.59	81625.59	0	0	0	0	0	0	0	0	0	AMT - ALL Property	Tax Expen	Tax Expense Retire La	MACRS	15 - Year Property
0	0	0	0	0	0	0	0	0	0	0	0	0	0	0	0	0	15-Year Property	Tax Expen	Tax Expense Retire La	MACRS	15 - Year Property
0	0	0	0	0	0	0	0	0	0	0	0	0	0	0	0	0	AMT - ALL Property	Tax Expen	Tax Expense Retire La	MACRS	15 - Year Property
0	0	0	0	0	0	0	0	0	0	0	0	0	0	0	0	0	3-Year Property	MACRS Re	ADR Regular	MACRS	3 - Year Property
0	0	0	0	0	0	0	0	0	0	0	0	0	0	0	0	0	NON-Depreciable	MACRS Re	ADR Regular	MACRS	Class Life
0	18647.03	0	0	0	0	18647.03	18647.03	0	0	0	0	0	0	0	0	0	NON-Depreciable	MACRS Re	ADR Regular	MACRS	Class Life
0	0	0	0	0	0	0	0	0	0	0	0	0	0	0	0	0	NON-Depreciable	MACRS Re	ADR Regular	MACRS	Class Life
1582.9	1582.9	0	0	0	0	0	0	0	0	0	0	0	0	0	0	0	NON-Depreciable	MACRS Re	ADR Regular	MACRS	Class Life
9134	9134	0	0	0	0	0	0	0	0	0	0	0	0	0	0	0	NON-Depreciable	MACRS Re	ADR Regular	MACRS	Class Life
0	0	0	0	0	0	0	0	0	0	0	0	0	0	0	0	0	15-Year Property	Tax Expen	Tax Expense Retire La	MACRS	15 - Year Property
0	0	0	0	0	0	0	0	0	0	0	0	0	0	0	0	0	15-Year Property	Tax Expen	Tax Expense Retire La	MACRS	15 - Year Property
0	0	0	0	0	0	0	0	0	0	0	0	0	0	0	0	0	15-Year Property	Tax Expen	Tax Expense Retire La	MACRS	15 - Year Property
0	0	0	0	0	0	0	0	0	0	0	0	0	0	0	0	0	15-Year Property	Tax Expen	Tax Expense Retire La	MACRS	15 - Year Property
0	0	0	0	0	0	0	0	0	0	0	0	0	0	0	0	0	15-Year Property	Tax Expen	Tax Expense Retire La	MACRS	15 - Year Property
0	0	0	0	0	0	0	0	0	0	0	0	0	0	0	0	0	15-Year Property	Tax Expen	Tax Expense Retire La	MACRS	15 - Year Property
0	0	0	0	0	0	0	0	0	0	0	0	0	0	0	0	0	15-Year Property	Tax Expen	Tax Expense Retire La	MACRS	15 - Year Property
0	0	0	0	0	0	0	0	0	0	0	0	0	0	0	0	0	15-Year Property	Tax Expen	Tax Expense Retire La	MACRS	15 - Year Property
0	0	0	0	0	0	0	0	0	0	0	0	0	0	0	0	0	15-Year Property	Tax Expen	Tax Expense Retire La	MACRS	15 - Year Property
0	0	0	0	0	0	0	0	0	0	0	0	0	0	0	0	0	15-Year Property	Tax Expen	Tax Expense Retire La	MACRS	15 - Year Property
0	0	0	0	0	0	0	0	0	0	0	0	0	0	0	0	0	15-Year Property	Tax Expen	Tax Expense Retire La	MACRS	15 - Year Property
0	0	0	0	0	0	0	0	0	0	0	0	0	0	0	0	0	15-Year Property	Tax Expen	Tax Expense Retire La	MACRS	15 - Year Property
0	0	0	0	0	0	0	0	0	0	0	0	0	0	0	0	0	15-Year Property	Tax Expen	Tax Expense Retire La	MACRS	15 - Year Property
0	0	0	0	0	0	0	0	0	0	0	0	0	0	0	0	0	15-Year Property	Tax Expen	Tax Expense Retire La	MACRS	15 - Year Property
0	0	0	0	0	0	0	0	0	0	0	0	0	0	0	0	0	5-Year Property	Tax Expen	Tax Expense Retire La	MACRS	5 - Year Property
0	0	0	0	0	0	0	0	0	0	0	0	0	0	0	0	0	AMT - ALL Property	Tax Expen	Tax Expense Retire La	MACRS	5 - Year Property
0	886054.16	886054.16	0	0	0	886054.05	886054.05	0	0	0	0	0	0	0	0	0	15-Year Property	Tax Expen	Tax Expense Retire La	MACRS	15 - Year Property
0	0	0	0	0	0	0	0	0	0	0	0	0	0	0	0	0	20-Year Property	Tax Expen	Tax Expense Retire La	MACRS	20 - Year Property
0	0	0	0	0	0	0	0	0	0	0	0	0	0	0	0	0	20-Year Property	Tax Expen	Tax Expense Retire La	MACRS	20 - Year Property
0	0	0	0	0	0	0	0	0	0	0	0	0	0	0	0	0	7-Year Property	Tax Expen	Tax Expense Retire La	MACRS	7 - Year Property
0	0	0	0	0	0	0	0	0	0	0	0	0	0	0	0	0	AMT - ALL Property	Tax Expen	Tax Expense Retire La	MACRS	7 - Year Property
0	0	0	0	0	0	0	0	0	0	0	0	0	0	0	0	0	20-Year Property	Tax Expen	Tax Expense Retire La	MACRS	20 - Year Property
0	0	0	0	0	0	0	0	0	0	0	0	0	0	0	0	0	20-Year Property	Tax Expen	Tax Expense Retire La	MACRS	20 - Year Property
0	0	0	0	0	0	0	0	0	0	0	0	0	0	0	0	0	20-Year Property	Tax Expen	Tax Expense Retire La	MACRS	20 - Year Property
17435.06	120498.81	120498.81	0	11.7	0	106623.82	106635.52	11.7	0	0	0	0	0	0	0	0	15-Year Property	Tax Expen	Tax Expense Retire La	MACRS	15 - Year Property
0	0	0	0	0	0	0	0	0	0	0	0	0	0	0	0	0	20-Year Property	Tax Expen	Tax Expense Retire La	MACRS	20 - Year Property
0	0	0	0	0	0	0	0	0	0	0	0	0	0	0	0	0	20-Year Property	Tax Expen	Tax Expense Retire La	MACRS	20 - Year Property
0	0	0	0	0	0	0	0	0	0	0	0	0	0	0	0	0	20-Year Property	Tax Expen	Tax Expense Retire La	MACRS	20 - Year Property
0	0	0	0	0	0	0	0	0	0	0	0	0	0	0	0	0	20-Year Property	Tax Expen	Tax Expense Retire La	MACRS	20 - Year Property
0	0	0	0	0	0	0	0	0	0	0	0	0	0	0	0	0	20-Year Property	Tax Expen	Tax Expense Retire La	MACRS	20 - Year Property
0	0	0	0	0	0	0	0	0	0	0	0	0	0	0	0	0	20-Year Property	Tax Expen	Tax Expense Retire La	MACRS	20 - Year Property
0	0	0	0	0	0	0	0	0	0	0	0	0	0	0	0	0	20-Year Property	Tax Expen	Tax Expense Retire La	MACRS	20 - Year Property
0	0	0	0	0	0	0	0	0	0	0	0	0	0	0	0	0	20-Year Property	Tax Expen	Tax Expense Retire La	MACRS	20 - Year Property
0	0	0	0	0	0	0	0	0	0	0	0	0	0	0	0	0	20-Year Property	Tax Expen	Tax Expense Retire La	MACRS	20 - Year Property
0	0	0	0	0	0	0	0	0	0	0	0	0	0	0	0	0	20-Year Property	Tax Expen	Tax Expense Retire La	MACRS	20 - Year Property
0	0	0	0	0	0	0	0	0	0	0	0	0	0	0	0	0	20-Year Property	Tax Expen	Tax Expense Retire La	MACRS	20 - Year Property
0	0	0	0	0	0	0	0	0	0	0	0	0	0	0	0	0	20-Year Property	Tax Expen	Tax Expense Retire La	MACRS	20 - Year Property
0	0	0	0	0	0	0	0	0	0	0	0	0	0	0	0	0	20-Year Property	Tax Expen	Tax Expense Retire La	MACRS	20 - Year Property
51634.34	259404.18	259404.18	0	13568.37	0	204779.31	218347.68	13568.37	0	0	0	0	0	0	0	0	15-Year Property	Tax Expen	Tax Expense Retire La	MACRS	15 - Year Property
0	0	0	0	0	0	0	0	0	0	0	0	0	0	0	0	0	20-Year Property	Tax Expen	Tax Expense Retire La	MACRS	20 - Year Property
0	0	0	0	0	0	0	0	0	0	0	0	0	0	0	0	0	20-Year Property	Tax Expen	Tax Expense Retire La	MACRS	20 - Year Property
0	0	0	0	0	0	0	0	0	0	0	0	0	0	0	0	0	20-Year Property	Tax Expen	Tax Expense Retire La	MACRS	20 - Year Property
4275107.23	3862229.34	3862229.34	0	1332.18	62507.51	399083.66	462923.35	63839.69	0	0	0	0	0	0	0	0	15-Year Property	Tax Expen	Tax Expense Retire La	MACRS	15 - Year Property
0	0	0	0	0	0	0	0	0	0	0	0	0	0	0	0	0	20-Year Property	Tax Expen	Tax Expense Retire La	MACRS	20 - Year Property
-217	13633.11	13633.11	0	0	0	13633.11	13633.11	0	0	0	0	0	0	0	0	0	5-Year Property	MACRS Re	ADR Regular	MACRS	5 - Year Property
-217	13633.11	13633.11	0	0	0	13633.11	13633.11	0	0	0	0	0	0	0	0	0	AMT - ALL Property	MACRS Re	ADR Regular	MACRS	5 - Year Property
0.02	0.03	0.03	0	0	0	0	0	0	0	0	0	0	0	0	0	0	5-Year Property	MACRS Re	ADR Regular	MACRS	5 - Year Property
0.02	0.02	0.02	0	0	0	0	0	0	0	0	0	0	0	0	0	0	AMT - ALL Property	MACRS Re	ADR Regular	MACRS	5 - Year Property
161218.12	161218.12	161218.12	0	0	0	0	0	0	0	0	0	0	0	0	0	0	5-Year Property	MACRS Re	ADR Regular	MACRS	5 - Year Property
161218.12	161218.12	161218.12	0	0	0	0	0	0	0	0	0	0	0	0	0	0	AMT - ALL Property	MACRS Re	ADR Regular	MACRS	5 - Year Property
0	-0.01	-0.01	0	0	0	0	0	0	0	0	0	0	0	0	0	0	7-Year Property	MACRS Re	ADR Regular	MACRS	7 - Year Property
0	0	0	0	0	0	0	0	0	0	0	0	0	0	0	0	0	AMT - ALL Property	MACRS Re	ADR Regular	MACRS	7 - Year Property
8960.35	9003.13	9003.13	0	0	0	0	0	0	0	0	0	0	0	0	0	0	5-Year Property	MACRS Re	ADR Regular	MACRS	5 - Year Property
8960.35	9003.13	9003.13	0	0	0	0	0	0	0	0	0	0	0	0	0	0	AMT - ALL Property	MACRS Re	ADR Regular	MACRS	5 - Year Property
0.93	0.93	0.93	0	0	0	0	0	0	0	0	0	0	0	0	0	0	5-Year Property	MACRS Re	ADR Regular	MACRS	5 - Year Property
0.93	0.93	0.93	0	0	0	0	0	0	0	0	0	0	0	0	0	0	AMT - ALL Property	MACRS Re	ADR Regular	MACRS	5 - Year Property
6767.89	5307.2	5307.2	0	0	0	0	0	0	0	0	0	0	0	0	0	0	7-Year Property	MACRS Re	ADR Regular	MACRS	7 - Year Property
6767.89	5307.2	5307.2	0	0	0	0	0	0	0	0	0	0	0	0	0	0	AMT - ALL Property	MACRS Re	ADR Regular	MACRS	7 - Year Property
443585.65	387860.12	257951.33	0	0	0	0	0	0	0	0	0	0	0	0	0	0	Non-Residential Real I	MACRS Re	ADR Regular	MACRS	Non - Residential Real
84813.49	74158.77	49320.27	0	0	0	0	0	0	0	0	0	0	0	0	0	0	Non-Residential Real I	MACRS Re	ADR Regular	MACRS	Non - Residential Real

15735.01	12339	12339	0	0	0	0	0	0	0	0	0	0	0	0	0	0	7-Year Property	MACRS Re	ADR Regular	MACRS	7 - Year Property
15735.01	12338.99	12338.99	0	0	0	0	0	0	0	0	0	0	0	0	0	0	AMT - ALL Property	MACRS Re	ADR Regular	MACRS	7 - Year Property
135774.41	223176.8	223176.8	0	0	0	86807.49	86807.49	0	0	0	0	0	0	0	0	0	5-Year Property	MACRS Re	ADR Regular	MACRS	5 - Year Property
135774.41	223176.81	223176.81	0	0	0	86807.49	86807.49	0	0	0	0	0	0	0	0	0	AMT - ALL Property	MACRS Re	ADR Regular	MACRS	5 - Year Property
6285.22	6315.23	6315.23	0	0	0	0	0	0	0	0	0	0	0	0	0	0	5-Year Property	MACRS Re	ADR Regular	MACRS	5 - Year Property
6285.22	6315.23	6315.23	0	0	0	0	0	0	0	0	0	0	0	0	0	0	AMT - ALL Property	MACRS Re	ADR Regular	MACRS	5 - Year Property
985704.16	772964.07	772964.07	0	0	0	0	0	0	0	0	0	0	0	0	0	0	7-Year Property	MACRS Re	ADR Regular	MACRS	7 - Year Property
985704.16	772964.07	772964.07	0	0	0	0	0	0	0	0	0	0	0	0	0	0	AMT - ALL Property	MACRS Re	ADR Regular	MACRS	7 - Year Property
3150.54	2470.57	2470.57	0	0	0	0	0	0	0	0	0	0	0	0	0	0	7-Year Property	MACRS Re	ADR Regular	MACRS	7 - Year Property
3150.54	2470.57	2470.57	0	0	0	0	0	0	0	0	0	0	0	0	0	0	AMT - ALL Property	MACRS Re	ADR Regular	MACRS	7 - Year Property
35251.71	37970.3	37970.3	0	0	0	10326.8	10326.8	0	0	0	0	0	0	0	0	0	7-Year Property	MACRS Re	ADR Regular	MACRS	7 - Year Property
35251.71	37970.3	37970.3	0	0	0	10326.8	10326.8	0	0	0	0	0	0	0	0	0	AMT - ALL Property	MACRS Re	ADR Regular	MACRS	7 - Year Property
7320.86	5740.82	5740.82	0	0	0	0	0	0	0	0	0	0	0	0	0	0	7-Year Property	MACRS Re	ADR Regular	MACRS	7 - Year Property
7320.86	5740.82	5740.82	0	0	0	0	0	0	0	0	0	0	0	0	0	0	AMT - ALL Property	MACRS Re	ADR Regular	MACRS	7 - Year Property
4700.19	3685.77	3685.77	0	0	0	0	0	0	0	0	0	0	0	0	0	0	7-Year Property	MACRS Re	ADR Regular	MACRS	7 - Year Property
4700.19	3685.77	3685.77	0	0	0	0	0	0	0	0	0	0	0	0	0	0	AMT - ALL Property	MACRS Re	ADR Regular	MACRS	7 - Year Property
14987.6	11752.9	11752.9	0	0	0	0	0	0	0	0	0	0	0	0	0	0	7-Year Property	MACRS Re	ADR Regular	MACRS	7 - Year Property
14987.6	11752.9	11752.9	0	0	0	0	0	0	0	0	0	0	0	0	0	0	AMT - ALL Property	MACRS Re	ADR Regular	MACRS	7 - Year Property
76649.34	60106.46	60106.46	0	0	0	0	0	0	0	0	0	0	0	0	0	0	7-Year Property	MACRS Re	ADR Regular	MACRS	7 - Year Property
76649.34	60106.46	60106.46	0	0	0	0	0	0	0	0	0	0	0	0	0	0	AMT - ALL Property	MACRS Re	ADR Regular	MACRS	7 - Year Property
0	0	0	0	0	0	0	0	0	0	0	0	0	0	0	0	0	7-Year Property	MACRS Re	ADR Regular	MACRS	7 - Year Property
0	0	0	0	0	0	0	0	0	0	0	0	0	0	0	0	0	AMT - ALL Property	MACRS Re	ADR Regular	MACRS	7 - Year Property
35472.3	27816.47	27816.47	0	0	0	0	0	0	0	0	0	0	0	0	0	0	7-Year Property	MACRS Re	ADR Regular	MACRS	7 - Year Property
35472.3	27816.47	27816.47	0	0	0	0	0	0	0	0	0	0	0	0	0	0	AMT - ALL Property	MACRS Re	ADR Regular	MACRS	7 - Year Property
0	0	0	0	0	0	0	0	0	0	0	0	0	0	0	0	0	20-Year Property	Tax Expen	Tax Expense Retire La	MACRS	20 - Year Property
0	0	0	0	0	0	0	0	0	0	0	0	0	0	0	0	0	NON-Depreciable	MACRS Re	ADR Regular	MACRS	Class Life
33728.93	26923.99	26923.99	0	0	0	474.63	474.63	0	0	0	0	0	0	0	0	0	7-Year Property	Tax Expen	Tax Expense Retire La	MACRS	7 - Year Property
33728.93	26923.99	26923.99	0	0	0	474.63	474.63	0	0	0	0	0	0	0	0	0	AMT - ALL Property	Tax Expen	Tax Expense Retire La	MACRS	7 - Year Property
0	0	0	0	0	0	0	0	0	0	0	0	0	0	0	0	0	15-Year Property	Tax Expen	Tax Expense Retire La	MACRS	15 - Year Property
30527.32	23938.77	23938.77	0	0	0	0	0	0	0	0	0	0	0	0	0	0	7-Year Property	Tax Expen	Tax Expense Retire La	MACRS	7 - Year Property
30527.32	23938.77	23938.77	0	0	0	0	0	0	0	0	0	0	0	0	0	0	AMT - ALL Property	Tax Expen	Tax Expense Retire La	MACRS	7 - Year Property
0	0	0	0	0	0	0	0	0	0	0	0	0	0	0	0	0	15-Year Property	Tax Expen	Tax Expense Retire La	MACRS	15 - Year Property
4395.13	4395.13	0	0	0	0	0	0	0	0	0	0	0	0	0	0	0	NON-Depreciable	MACRS Re	ADR Regular	MACRS	Class Life
0	0	0	0	0	0	0	0	0	0	0	0	0	0	0	0	0	20-Year Property	Tax Expen	Tax Expense Retire La	MACRS	20 - Year Property
0	0	0	0	0	0	0	0	0	0	0	0	0	0	0	0	0	20-Year Property	Tax Expen	Tax Expense Retire La	MACRS	20 - Year Property
0	0	0	0	0	0	0	0	0	0	0	0	0	0	0	0	0	20-Year Property	Tax Expen	Tax Expense Retire La	MACRS	20 - Year Property
0	0	0	0	0	0	0	0	0	0	0	0	0	0	0	0	0	20-Year Property	Tax Expen	Tax Expense Retire La	MACRS	20 - Year Property
0	0	0	0	0	0	0	0	0	0	0	0	0	0	0	0	0	20-Year Property	Tax Expen	Tax Expense Retire La	MACRS	20 - Year Property
0	0	0	0	0	0	0	0	0	0	0	0	0	0	0	0	0	20-Year Property	Tax Expen	Tax Expense Retire La	MACRS	20 - Year Property
0	0	0	0	0	0	0	0	0	0	0	0	0	0	0	0	0	20-Year Property	Tax Expen	Tax Expense Retire La	MACRS	20 - Year Property
0	0	0	0	0	0	0	0	0	0	0	0	0	0	0	0	0	20-Year Property	Tax Expen	Tax Expense Retire La	MACRS	20 - Year Property
1008869.72	941042.95	941042.95	0	0	0	28220.92	28220.92	0	0	0	0	0	0	0	0	0	15-Year Property	Tax Expen	Tax Expense Retire La	MACRS	15 - Year Property
2.09	4849.14	4849.14	0	0.34	0	4846.81	4847.15	0.34	0	0	0	0	0	0	0	0	20-Year Property	Tax Expen	Tax Expense Retire La	MACRS	20 - Year Property
466239.63	736505.28	736505.28	0	84124.66	0	219287.34	303412	84124.66	0	0	0	0	0	0	0	0	20-Year Property	Tax Expen	Tax Expense Retire La	MACRS	20 - Year Property
77628.39	3497661.62	3497661.62	0	0	31995.81	3393556.2	3425552.02	31995.81	0	0	0	0	0	0	0	0	20-Year Property	Tax Expen	Tax Expense Retire La	MACRS	20 - Year Property
62122.47	149477.08	99417.45	0	303.92	954.18	88874.99	90133.09	1258.1	0	0	0	0	0	0	0	0	Non-Residential Real I	Tax Expen	Tax Expense Retire La	MACRS	Non - Residential Real
825.27	1985.66	1320.68	0	4.03	12.67	1180.61	1197.31	16.7	0	0	0	0	0	0	0	0	Non-Residential Real I	Tax Expen	Tax Expense Retire La	MACRS	Non - Residential Real
67.43	162.12	107.78	0	0.34	1.02	96.35	97.72	1.37	0	0	0	0	0	0	0	0	Non-Residential Real I	Tax Expen	Tax Expense Retire La	MACRS	Non - Residential Real
856.98	2062.05	1371.44	0	4.19	13.19	1226.02	1243.41	17.39	0	0	0	0	0	0	0	0	Non-Residential Real I	Tax Expen	Tax Expense Retire La	MACRS	Non - Residential Real
605.99	1458.05	969.74	0	2.96	9.32	866.88	879.17	12.29	0	0	0	0	0	0	0	0	Non-Residential Real I	Tax Expen	Tax Expense Retire La	MACRS	Non - Residential Real
0	0	0	0	0	0	0	0	0	0	0	0	0	0	0	0	0	20-Year Property	Tax Expen	Tax Expense Retire La	MACRS	20 - Year Property
294739.51	744111.55	494909.88	0	1441.93	4477.21	456635.35	462554.49	5919.14	0	0	0	0	0	0	0	0	Non-Residential Real I	Tax Expen	Tax Expense Retire La	MACRS	Non - Residential Real
0	0	0	0	0	0	0	0	0	0	0	0	0	0	0	0	0	20-Year Property	Tax Expen	Tax Expense Retire La	MACRS	20 - Year Property
19639.86	20289.07	20289.07	0	512.28	0	1533.19	2045.47	512.28	0	0	0	0	0	0	0	0	20-Year Property	Tax Expen	Tax Expense Retire La	MACRS	20 - Year Property
-115615.74	33566.1	33566.1	0	0	0	140962.36	140962.36	0	0	0	0	0	0	0	0	0	20-Year Property	Tax Expen	Tax Expense Retire La	MACRS	20 - Year Property
5458453.49	6227025.59	6227025.59	0	-1200117	0	2488351.8	1288234.63	-1200117	0	0	0	0	0	0	0	0	15-Year Property	Tax Expen	Tax Expense Retire La	MACRS	15 - Year Property
0	0	0	0	0	0	0	0	0	0	0	0	0	0	0	0	0	NON-Depreciable	MACRS Re	ADR Regular	MACRS	Class Life
46591.01	40432.4	40432.4	0	0	0	0	0	0	0	0	0	0	0	0	0	0	20-Year Property	Tax Expen	ADR Regular	MACRS	20 - Year Property
0	0	0	0	0	0	0	0	0	0	0	0	0	0	0	0	0	NON-Depreciable	MACRS Re	ADR Regular	MACRS	Class Life
8422	0	0	0	0	0	0	0	0	0	0	0	0	0	0	0	0	NON-Depreciable	MACRS Re	ADR Regular	MACRS	Class Life
0	0	0	0	0	0	0	0	0	0	0	0	0	0	0	0	0	NON-Depreciable	MACRS Re	ADR Regular	MACRS	Class Life
807.52	807.52	0	0	0	0	0	0	0	0	0	0	0	0	0	0	0	NON-Depreciable	MACRS Re	ADR Regular	MACRS	Class Life
0	0	0	0	0	0	0	0	0	0	0	0	0	0	0	0	0	15-Year Property	Tax Expen	Tax Expense Retire La	MACRS	15 - Year Property
0	0	0	0	0	0	0	0	0	0	0	0	0	0	0	0	0	5-Year Property	Tax Expen	Tax Expense Retire La	MACRS	5 - Year Property
0	0	0	0	0	0	0	0	0	0	0	0	0	0	0	0	0	AMT - ALL Property	Tax Expen	Tax Expense Retire La	MACRS	5 - Year Property
0	0	0	0	0	0	0	0	0	0	0	0	0	0	0	0	0	20-Year Property	Tax Expen	Tax Expense Retire La	MACRS	20 - Year Property
0	0	0	0	0	0	0	0	0	0	0	0	0	0	0	0	0	7-Year Property	Tax Expen	Tax Expense Retire La	MACRS	7 - Year Property
0	0	0	0	0	0	0	0	0	0	0	0	0	0	0	0	0	AMT - ALL Property	Tax Expen	Tax Expense Retire La	MACRS	7 - Year Property
0	0	0	0	0	0	0	0	0	0	0	0	0	0	0	0	0	20-Year Property	Tax Expen	Tax Expense Retire La	MACRS	20 - Year Property
0	0	0	0	0	0	0	0	0	0	0	0	0	0	0	0	0	20-Year Property	Tax Expen	Tax Expense Retire La	MACRS	20 - Year Property
0	0	0	0	0	0	0	0	0	0	0	0	0	0	0	0	0	15-Year Property	Tax Expen	Tax Expense Retire La	MACRS	15 - Year Property
0	0	0	0	0	0	0	0	0	0	0	0	0	0	0	0	0	15-Year Property	Tax Expen	Tax Expense Retire La	MACRS	15 - Year Property
0	0	0	0	0	0	0	0	0	0	0	0	0	0	0	0	0	20-Year Property	Tax Expen	Tax Expense Retire La	MACRS	20 - Year Property
0	0	0	0	0	0	0	0	0	0	0	0	0	0	0	0	0	15-Year Property	Tax Expen	Tax Expense Retire La	MACRS	15 - Year Property
0	0	0	0	0	0	0	0	0	0	0	0	0	0	0	0	0	20-Year Property	Tax Expen	Tax Expense Retire La	MACRS	20 - Year Property
0	0	0	0	0	0	0	0	0	0	0	0	0	0	0	0	0	20-Year Property	Tax Expen	Tax Expense Retire La	MACRS	20 - Year Property
0	0	0	0	0	0	0	0	0	0	0	0	0	0	0	0	0	20-Year Property	Tax Expen	Tax Expense Retire La	MACRS	20 - Year Property
0	0	0	0	0	0	0	0	0	0	0	0	0	0	0	0	0	20-Year Property	Tax Expen	Tax Expense Retire La	MACRS	20 - Year Property
5054.05	5545.44	5545.44	0	77.81	0	1340.04	1417.85	77.81	0	0	0	0	0	0	0	0	15-Year Property	Tax Expen	Tax Expense Retire La	MACRS	15 - Year Property
0	0	0	0	0	0	0	0	0	0	0	0	0	0	0	0	0	20-Year Property	Tax Expen	Tax Expense Retire La	MACRS	20 - Year Property
0	0	0	0	0	0	0	0	0	0	0	0	0	0	0	0	0	20-Year Property	Tax Expen	Tax Expense Retire La	MACRS	20 - Year Property
0	0	0	0	0	0	0	0	0	0	0	0	0	0	0	0	0	20-Year Property	Tax Expen	Tax Expense Retire La	MACRS	20 - Year Property
931613.86	983609.27	983609.27	0	13959.09	0	229170.26	243129.35	13959.09	0	0	0	0	0	0	0	0	15-Year Property	Tax Expen	Tax Expense Retire La	MACRS	15 - Year Property
0	0	0	0	0	0	0	0	0	0	0	0	0	0	0	0	0	20-Year Property	Tax Expen	Tax Expense Retire La	MACRS	20 - Year Property
0	0	0	0	0	0	0	0	0	0	0	0	0	0	0	0	0	20-Year Property	Tax Expen	Tax Expense Retire La	MACRS	20 - Year Property
883345.01	1302095.92	1302095.92	0	13599.74	0	567078.3	580678.04	13599.74	0	0	0	0	0	0	0	0	15-Year Property	Tax Expen	Tax Expense Retire La	MACRS	15 - Year Property
0	0	0	0	0	0	0	0	0	0	0	0	0	0	0	0	0	20-Year Property	Tax Expen	Tax Expense Retire La	MACRS	20 - Year Property
0	0	0	0	0	0	0	0	0	0	0	0	0	0	0	0	0	20-Year Property	Tax Expen	Tax Expense Retire La	MACRS	20 - Year Property
3896201.91	4405505.37	4405505.37	0	2938.29	33671.39	909997.44	946607.12	36609.68	0	0	0	0	0	0	0	0	20-Year Property	Tax Expen	Tax Expense Retire La	MACRS	20 - Year Property
0	0	0	0	0	0	0	0	0	0	0	0	0	0	0	0	0	20-Year Property	Tax Expen	Tax Expense Retire La	MACRS	20 - Year Property
0	0	0	0	0	0	0	0	0	0	0	0	0	0	0	0	0	20-Year Property	Tax Expen	Tax Expense Retire La	MACRS	20 - Year Property
0	0	0	0	0	0	0	0	0	0	0	0	0	0	0	0	0	20-Year Property	Tax Expen	Tax Expense Retire La	MACRS	20 - Year Property

1281.25	1111.88	1111.88	0	0	0	0	0	0	0	0	0	0	0	0	0	0	20-Year Property	Tax Expen:	Tax Expense Retire La	MACRS	20 - Year Property
98517.31	85494.76	85494.76	0	0	0	0	0	0	0	0	0	0	0	0	0	0	20-Year Property	Tax Expen:	Tax Expense Retire La	MACRS	20 - Year Property
0	0	0	0	0	0	0	0	0	0	0	0	0	0	0	0	0	20-Year Property	Tax Expen:	Tax Expense Retire La	MACRS	20 - Year Property
0	0	0	0	0	0	0	0	0	0	0	0	0	0	0	0	0	20-Year Property	Tax Expen:	Tax Expense Retire La	MACRS	20 - Year Property
0	0.03	0.03	0	0	0	0	0	0	0	0	0	0	0	0	0	0	5-Year Property	MACRS Re	ADR Regular	MACRS	5 - Year Property
0	0	0	0	0	0	0	0	0	0	0	0	0	0	0	0	0	AMT - ALL Property	MACRS Re	ADR Regular	MACRS	5 - Year Property
0	0	0	0	0	0	0	0	0	0	0	0	0	0	0	0	0	5-Year Property	MACRS Re	ADR Regular	MACRS	5 - Year Property
0	0	0	0	0	0	0	0	0	0	0	0	0	0	0	0	0	AMT - ALL Property	MACRS Re	ADR Regular	MACRS	5 - Year Property
0	0	0	0	0	0	0	0	0	0	0	0	0	0	0	0	0	5-Year Property	MACRS Re	ADR Regular	MACRS	5 - Year Property
0	0	0	0	0	0	0	0	0	0	0	0	0	0	0	0	0	AMT - ALL Property	MACRS Re	ADR Regular	MACRS	5 - Year Property
0	0	0	0	0	0	0	0	0	0	0	0	0	0	0	0	0	5-Year Property	MACRS Re	ADR Regular	MACRS	5 - Year Property
0	0	0	0	0	0	0	0	0	0	0	0	0	0	0	0	0	AMT - ALL Property	MACRS Re	ADR Regular	MACRS	5 - Year Property
0.33	0.33	0.33	0	0	0	0	0	0	0	0	0	0	0	0	0	0	5-Year Property	MACRS Re	ADR Regular	MACRS	5 - Year Property
0.33	0.33	0.33	0	0	0	0	0	0	0	0	0	0	0	0	0	0	AMT - ALL Property	MACRS Re	ADR Regular	MACRS	5 - Year Property
48027.33	48027.33	48027.33	0	0	0	0	0	0	0	0	0	0	0	0	0	0	5-Year Property	MACRS Re	ADR Regular	MACRS	5 - Year Property
48027.33	48027.33	48027.33	0	0	0	0	0	0	0	0	0	0	0	0	0	0	AMT - ALL Property	MACRS Re	ADR Regular	MACRS	5 - Year Property
0	0	0	0	0	0	0	0	0	0	0	0	0	0	0	0	0	5-Year Property	MACRS Re	ADR Regular	MACRS	5 - Year Property
0	0	0	0	0	0	0	0	0	0	0	0	0	0	0	0	0	AMT - ALL Property	MACRS Re	ADR Regular	MACRS	5 - Year Property
0	0.01	0.01	0	0	0	0	0	0	0	0	0	0	0	0	0	0	5-Year Property	MACRS Re	ADR Regular	MACRS	5 - Year Property
0	0	0	0	0	0	0	0	0	0	0	0	0	0	0	0	0	AMT - ALL Property	MACRS Re	ADR Regular	MACRS	5 - Year Property
0	0	0	0	0	0	0	0	0	0	0	0	0	0	0	0	0	NON-Depreciable	MACRS Re	ADR Regular	MACRS	Class Life
23511.27	23623.51	23623.51	0	0	0	0	0	0	0	0	0	0	0	0	0	0	5-Year Property	MACRS Re	ADR Regular	MACRS	5 - Year Property
23511.27	23623.5	23623.5	0	0	0	0	0	0	0	0	0	0	0	0	0	0	AMT - ALL Property	MACRS Re	ADR Regular	MACRS	5 - Year Property
0	0.01	0.01	0	0	0	0	0	0	0	0	0	0	0	0	0	0	5-Year Property	MACRS Re	ADR Regular	MACRS	5 - Year Property
0	0	0	0	0	0	0	0	0	0	0	0	0	0	0	0	0	AMT - ALL Property	MACRS Re	ADR Regular	MACRS	5 - Year Property
0	0.01	0.01	0	0	0	0	0	0	0	0	0	0	0	0	0	0	7-Year Property	MACRS Re	ADR Regular	MACRS	7 - Year Property
0	0	0	0	0	0	0	0	0	0	0	0	0	0	0	0	0	AMT - ALL Property	MACRS Re	ADR Regular	MACRS	7 - Year Property
90331.99	78984.04	50678.06	0	0	0	0	0	0	0	0	0	0	0	0	0	0	Non-Residential Real I	MACRS Re	ADR Regular	MACRS	Non - Residential Real
0	-0.01	-0.01	0	0	0	0	0	0	0	0	0	0	0	0	0	0	5-Year Property	MACRS Re	ADR Regular	MACRS	5 - Year Property
0	0	0	0	0	0	0	0	0	0	0	0	0	0	0	0	0	AMT - ALL Property	MACRS Re	ADR Regular	MACRS	5 - Year Property
0	0.01	0.01	0	0	0	0	0	0	0	0	0	0	0	0	0	0	5-Year Property	MACRS Re	ADR Regular	MACRS	5 - Year Property
0	0	0	0	0	0	0	0	0	0	0	0	0	0	0	0	0	AMT - ALL Property	MACRS Re	ADR Regular	MACRS	5 - Year Property
288095.56	225917.19	225917.19	0	0	0	0	0	0	0	0	0	0	0	0	0	0	7-Year Property	MACRS Re	ADR Regular	MACRS	7 - Year Property
288095.56	225917.19	225917.19	0	0	0	0	0	0	0	0	0	0	0	0	0	0	AMT - ALL Property	MACRS Re	ADR Regular	MACRS	7 - Year Property
0	0	0	0	0	0	0	0	0	0	0	0	0	0	0	0	-1	NON-Depreciable	MACRS Re	ADR Regular	MACRS	Class Life
125105.64	125105.64	0	0	0	0	0	0	0	0	0	0	0	0	0	0	-1	NON-Depreciable	MACRS Re	ADR Regular	MACRS	Class Life
0	0	0	0	0	0	0	0	0	0	0	0	0	0	0	0	0	NON-Depreciable	MACRS Re	ADR Regular	MACRS	Class Life
49707.27	49707.27	0	0	0	0	0	0	0	0	0	0	0	0	0	0	0	NON-Depreciable	MACRS Re	ADR Regular	MACRS	Class Life
0	0	0	0	0	0	0	0	0	0	0	0	0	0	0	0	0	NON-Depreciable	MACRS Re	ADR Regular	MACRS	Class Life
42715.32	62358.22	62358.22	0	0	0	28393.59	28393.59	0	0	0	0	0	0	0	0	0	15-Year Property	Tax Expen:	Tax Expense Retire La	MACRS	15 - Year Property
0	0	0	0	0	0	0	0	0	0	0	0	0	0	0	0	0	7-Year Property	Tax Expen:	Tax Expense Retire La	MACRS	7 - Year Property
0	0	0	0	0	0	0	0	0	0	0	0	0	0	0	0	0	AMT - ALL Property	Tax Expen:	Tax Expense Retire La	MACRS	7 - Year Property
0	0	0	0	0	0	0	0	0	0	0	0	0	0	0	0	-1	NON-Depreciable	MACRS Re	ADR Regular	MACRS	Class Life
0	0	0	0	0	0	0	0	0	0	0	0	0	0	0	0	-1	15-Year Property	MACRS Re	ADR Regular	MACRS	15 - Year Property
0	0	0	0	0	0	0	0	0	0	0	0	0	0	0	0	-1	15-Year Property	MACRS Re	ADR Regular	MACRS	15 - Year Property
0	0	0	0	0	0	0	0	0	0	0	0	0	0	0	0	-1	15-Year Property	MACRS Re	ADR Regular	MACRS	15 - Year Property
0	0	0	0	0	0	0	0	0	0	0	0	0	0	0	0	-1	15-Year Property	MACRS Re	ADR Regular	MACRS	15 - Year Property
3278548	0	0	0	0	0	0	0	0	0	0	0	0	0	0	0	-1	NON-Depreciable	MACRS Re	ADR Regular	MACRS	Class Life
8501.71	0	0	0	0	0	0	0	0	0	0	0	0	0	0	0	0	20-Year Property	Tax Expen:	Tax Expense Retire La	MACRS	20 - Year Property
8501.71	0	0	0	0	0	0	0	0	0	0	0	0	0	0	0	0	20-Year Property	Tax Expen:	Tax Expense Retire La	MACRS	20 - Year Property
0	0	0	0	0	0	0	0	0	0	0	0	0	0	0	0	0	5-Year Property	MACRS Re	ADR Regular	MACRS	5 - Year Property
0	0	0	0	0	0	0	0	0	0	0	0	0	0	0	0	0	AMT - ALL Property	MACRS Re	ADR Regular	MACRS	5 - Year Property
0	0	0	0	0	0	0	0	0	0	0	0	0	0	0	0	0	7-Year Property	MACRS Re	ADR Regular	MACRS	7 - Year Property
0	0	0	0	0	0	0	0	0	0	0	0	0	0	0	0	0	AMT - ALL Property	MACRS Re	ADR Regular	MACRS	7 - Year Property
0	0	0	0	0	0	0	0	0	0	0	0	0	0	0	0	-1	NON-Depreciable	MACRS Re	ADR Regular	MACRS	Class Life
4165495	0	0	0	0	0	0	0	0	0	0	0	0	0	0	0	-1	NON-Depreciable	MACRS Re	ADR Regular	MACRS	Class Life
1927.98	0	0	0	0	0	0	0	0	0	0	0	0	0	0	0	0	15-Year Property	Tax Expen:	Tax Expense Retire La	MACRS	20 - Year Property
1927.98	0	0	0	0	0	0	0	0	0	0	0	0	0	0	0	0	15-Year Property	Tax Expen:	Tax Expense Retire La	MACRS	20 - Year Property
11892.97	11892.97	0	0	0	0	0	0	0	0	0	0	0	0	0	0	0	NON-Depreciable	MACRS Re	ADR Regular	MACRS	Class Life
122450.09	122450.09	0	0	0	0	0	0	0	0	0	0	0	0	0	0	0	NON-Depreciable	MACRS Re	ADR Regular	MACRS	Class Life
20.79	43.75	43.75	0	0.3	1.42	22.71	24.43	1.72	0	0	0	0	0	0	0	0	20-Year Property	Tax Expen:	Tax Expense Retire La	MACRS	20 - Year Property
14403.48	69961.08	69961.08	0	208.02	977.13	55396.46	56581.61	1185.15	0	0	0	0	0	0	0	0	20-Year Property	Tax Expen:	Tax Expense Retire La	MACRS	20 - Year Property
3692.63	14608.16	14608.16	0	53.33	250.51	10874.2	11178.03	303.83	0	0	0	0	0	0	0	0	20-Year Property	Tax Expen:	Tax Expense Retire La	MACRS	20 - Year Property
2114.24	8364.07	8364.07	0	30.52	143.43	6226.18	6400.13	173.95	0	0	0	0	0	0	0	0	20-Year Property	Tax Expen:	Tax Expense Retire La	MACRS	20 - Year Property
2032.12	8039.1	8039.1	0	29.34	137.86	5984.23	6151.43	167.2	0	0	0	0	0	0	0	0	20-Year Property	Tax Expen:	Tax Expense Retire La	MACRS	20 - Year Property
836.75	3310.2	3310.2	0	12.09	56.76	2464.09	2532.93	68.84	0	0	0	0	0	0	0	0	20-Year Property	Tax Expen:	Tax Expense Retire La	MACRS	20 - Year Property
602.31	2382.84	2382.84	0	8.69	40.87	1773.78	1823.35	49.57	0	0	0	0	0	0	0	0	20-Year Property	Tax Expen:	Tax Expense Retire La	MACRS	20 - Year Property
272.15	1076.65	1076.65	0	3.94	18.46	801.45	823.85	22.4	0	0	0	0	0	0	0	0	20-Year Property	Tax Expen:	Tax Expense Retire La	MACRS	20 - Year Property
239.09	945.96	945.96	0	3.46	16.24	704.16	723.85	19.69	0	0	0	0	0	0	0	0	20-Year Property	Tax Expen:	Tax Expense Retire La	MACRS	20 - Year Property
186.37	737.4	737.4	0	2.7	12.65	548.93	564.28	15.35	0	0	0	0	0	0	0	0	20-Year Property	Tax Expen:	Tax Expense Retire La	MACRS	20 - Year Property
75.46	298.41	298.41	0	1.09	5.11	222.12	228.32	6.2	0	0	0	0	0	0	0	0	20-Year Property	Tax Expen:	Tax Expense Retire La	MACRS	20 - Year Property
4580.76	18121.72	18121.72	0	66.16	310.76	13489.71	13866.62	376.91	0	0	0	0	0	0	0	0	20-Year Property	Tax Expen:	Tax Expense Retire La	MACRS	20 - Year Property
3183.9	12595.76	12595.76	0	45.98	216	9376.22	9638.2	261.98	0	0	0	0	0	0	0	0	20-Year Property	Tax Expen:	Tax Expense Retire La	MACRS	20 - Year Property
16607.58	15426.9	15426.9	0	0	0	0	0	0	0	0	0	0	0	0	0	0	20-Year Property	Tax Expen:	Tax Expense Retire La	MACRS	20 - Year Property
-133038.66	334576.13	334576.13	0	0	0	458156.65	458156.65	0	0	0	0	0	0	0	0	0	20-Year Property	Tax Expen:	Tax Expense Retire La	MACRS	20 - Year Property
1574182.25	1928627.52	1928627.52	0	150514.6	0	315843.94	466358.5	150514.6	0	0	0	0	0	0	0	0	20-Year Property	Tax Expen:	Tax Expense Retire La	MACRS	20 - Year Property
10720.54	38974.82	38974.82	0	1025.05	0	27991.39	29016.44	1025.05	0	0	0	0	0	0	0	0	20-Year Property	Tax Expen:	Tax Expense Retire La	MACRS	20 - Year Property
1616189.18	4998831.76	4998831.76	0	0	250956.07	3246586.2	3497542.23	250956.1	0	0	0	0	0	0	0	0	20-Year Property	Tax Expen:	Tax Expense Retire La	MACRS	20 - Year Property
0	0	0	0	0	0	0	0	0	0	0	0	0	0	0	0	0	20-Year Property	Tax Expen:	Tax Expense Retire La	MACRS	20 - Year Property
-35981.87	-35167.48	-35167.48	0	0	0	0	0	0	0	0	0	0	0	0	0	0	5-Year Property	MACRS Re	ADR Regular	MACRS	5 - Year Property
-35981.87	-35167.48	-35167.48	0	0	0	0	0	0	0	0	0	0	0	0	0	0	AMT - ALL Property	MACRS Re	ADR Regular	MACRS	5 - Year Property
-25562.7	-24076.31	-24076.31	0	0	0	0	0	0	0	0	0	0	0	0	0	0	7-Year Property	MACRS Re	ADR Regular	MACRS	7 - Year Property
-25562.7	-24076.32	-24076.32	0	0	0	0	0	0	0	0	0	0	0	0	0	0	AMT - ALL Property	MACRS Re	ADR Regular	MACRS	7 - Year Property
1966	2211	1343.53	0	0	0	0	0	0	0	0	0	0	0	0	0	0	Non-Residential Real I	MACRS Re	ADR Regular	MACRS	Class Life
8352	9391	5507.78	0	0	0	0	0	0	0	0	0	0	0	0	0	0	Non-Residential Real I	MACRS Re	ADR Regular	MACRS	Class Life
18222	20490	12323.63	0	0	0	0	0	0	0	0	0	0	0	0	0	0	Non-Residential Real I	MACRS Re	ADR Regular	MACRS	Class Life
3387	3808	2306.9	0	0	0	0	0	0	0	0	0	0	0	0	0	0	Non-Residential Real I	MACRS Re	ADR Regular	MACRS	Class Life
5531	6219	3660.85	0	0	0	0	0	0	0	0	0	0	0	0	0	0	Non-Residential Real I	MACRS Re	ADR Regular	MACRS	Class Life
0	0	0	0	0	0	0	0	0	0	0	0	0	0	0	0	0	Non-Residential Real I	MACRS Re	ADR Regular	MACRS	Non - Residential Real
0	0	0	0	0	0	0	0	0	0	0	0	0	0	0	0	0	NON-Depreciable	MACRS Re	ADR Regular	MACRS	Class Life
341105.07	341105.07	0	0	0	0	0	0	0	0	0	0	0	0	0	0	0	NON-Depreciable	MACRS Re	ADR Regular	MACRS	Class Life
54.6	54.6	0	0	0	0	0	0	0	0	0	0	0	0	0	0	0	NON-Depreciable	MACRS Re	ADR Regular	MACRS	Class Life

0	0	0	0	0	0	0	0	0	0	0	0	0	0	0	0	0	20-Year Property	Tax Expen:	Tax Expense Retire La	MACRS	20 - Year Property
0	0	0	0	0	0	0	0	0	0	0	0	0	0	0	0	0	Non-Residential Real I	Tax Expen:	Tax Expense Retire La	MACRS	Non - Residential Real
0	0	0	0	0	0	0	0	0	0	0	0	0	0	0	0	0	20-Year Property	Tax Expen:	Tax Expense Retire La	MACRS	20 - Year Property
654129.41	1094051.5	1094051.5	0	0	1199.97	485226.11	486426.08	1199.97	0	0	0	0	0	0	0	0	20-Year Property	Tax Expen:	Tax Expense Retire La	MACRS	20 - Year Property
0.3	0.28	0.28	0	0	0	0	0	0	0	0	0	0	0	0	0	0	20-Year Property	Tax Expen:	Tax Expense Retire La	MACRS	20 - Year Property
279.11	0	0	0	0	0	0	0	0	0	0	0	0	0	0	0	0 -1	NON-Depreciable	MACRS Re	ADR Regular	MACRS	Class Life
0	0	0	0	0	0	0	0	0	0	0	0	0	0	0	0	0 -1	NON-Depreciable	MACRS Re	ADR Regular	MACRS	Class Life
0	0	0	0	0	0	0	0	0	0	0	0	0	0	0	0	0	NON-Depreciable	MACRS Re	ADR Regular	MACRS	Class Life
0	0	0	0	0	0	0	0	0	0	0	0	0	0	0	0	0	20-Year Property	Tax Expen:	Tax Expense Retire La	MACRS	20 - Year Property
0	0	0	0	0	0	0	0	0	0	0	0	0	0	0	0	0	20-Year Property	Tax Expen:	Tax Expense Retire La	MACRS	20 - Year Property
0	0	0	0	0	0	0	0	0	0	0	0	0	0	0	0	0	20-Year Property	Tax Expen:	Tax Expense Retire La	MACRS	20 - Year Property
0	0	0	0	0	0	0	0	0	0	0	0	0	0	0	0	0	20-Year Property	Tax Expen:	Tax Expense Retire La	MACRS	20 - Year Property
0	0	0	0	0	0	0	0	0	0	0	0	0	0	0	0	0	20-Year Property	Tax Expen:	Tax Expense Retire La	MACRS	20 - Year Property
0	0	0	0	0	0	0	0	0	0	0	0	0	0	0	0	0	20-Year Property	Tax Expen:	Tax Expense Retire La	MACRS	20 - Year Property
0	0	0	0	0	0	0	0	0	0	0	0	0	0	0	0	0	20-Year Property	Tax Expen:	Tax Expense Retire La	MACRS	20 - Year Property
0	0	0	0	0	0	0	0	0	0	0	0	0	0	0	0	0	20-Year Property	Tax Expen:	Tax Expense Retire La	MACRS	20 - Year Property
0	0	0	0	0	0	0	0	0	0	0	0	0	0	0	0	0	20-Year Property	Tax Expen:	Tax Expense Retire La	MACRS	20 - Year Property
0	0	0	0	0	0	0	0	0	0	0	0	0	0	0	0	0	15-Year Property	Tax Expen:	Tax Expense Retire La	MACRS	15 - Year Property
0	0	0	0	0	0	0	0	0	0	0	0	0	0	0	0	0	20-Year Property	Tax Expen:	Tax Expense Retire La	MACRS	20 - Year Property
0	0	0	0	0	0	0	0	0	0	0	0	0	0	0	0	0	20-Year Property	Tax Expen:	Tax Expense Retire La	MACRS	20 - Year Property
0	0	0	0	0	0	0	0	0	0	0	0	0	0	0	0	0	20-Year Property	Tax Expen:	Tax Expense Retire La	MACRS	20 - Year Property
0	0	0	0	0	0	0	0	0	0	0	0	0	0	0	0	0	15-Year Property	Tax Expen:	Tax Expense Retire La	MACRS	15 - Year Property
0	0	0	0	0	0	0	0	0	0	0	0	0	0	0	0	0	20-Year Property	Tax Expen:	Tax Expense Retire La	MACRS	20 - Year Property
468836.52	404057	404057	0	0	0	31266.62	31266.62	0	0	0	0	0	0	0	0	0	15-Year Property	Tax Expen:	Tax Expense Retire La	MACRS	15 - Year Property
0	0	0	0	0	0	0	0	0	0	0	0	0	0	0	0	0	20-Year Property	Tax Expen:	Tax Expense Retire La	MACRS	20 - Year Property
0	0	0	0	0	0	0	0	0	0	0	0	0	0	0	0	0	20-Year Property	Tax Expen:	Tax Expense Retire La	MACRS	20 - Year Property
0	0	0	0	0	0	0	0	0	0	0	0	0	0	0	0	0	20-Year Property	Tax Expen:	Tax Expense Retire La	MACRS	20 - Year Property
0	0	0	0	0	0	0	0	0	0	0	0	0	0	0	0	0	20-Year Property	Tax Expen:	Tax Expense Retire La	MACRS	20 - Year Property
0	0	0	0	0	0	0	0	0	0	0	0	0	0	0	0	0	20-Year Property	Tax Expen:	Tax Expense Retire La	MACRS	20 - Year Property
0	0	0	0	0	0	0	0	0	0	0	0	0	0	0	0	0	20-Year Property	Tax Expen:	Tax Expense Retire La	MACRS	20 - Year Property
0	0	0	0	0	0	0	0	0	0	0	0	0	0	0	0	0	20-Year Property	Tax Expen:	Tax Expense Retire La	MACRS	20 - Year Property
0	0	0	0	0	0	0	0	0	0	0	0	0	0	0	0	0	20-Year Property	Tax Expen:	Tax Expense Retire La	MACRS	20 - Year Property
0	0	0	0	0	0	0	0	0	0	0	0	0	0	0	0	0	20-Year Property	Tax Expen:	Tax Expense Retire La	MACRS	20 - Year Property
0	0	0	0	0	0	0	0	0	0	0	0	0	0	0	0	0	20-Year Property	Tax Expen:	Tax Expense Retire La	MACRS	20 - Year Property
0	0	0	0	0	0	0	0	0	0	0	0	0	0	0	0	0	20-Year Property	Tax Expen:	Tax Expense Retire La	MACRS	20 - Year Property
2568626.26	2374286.21	2374286.21	0	94.18	14491	317285.21	331870.39	14585.18	0	0	0	0	0	0	0	0	15-Year Property	Tax Expen:	Tax Expense Retire La	MACRS	15 - Year Property
0	0	0	0	0	0	0	0	0	0	0	0	0	0	0	0	0	20-Year Property	Tax Expen:	Tax Expense Retire La	MACRS	20 - Year Property
5715750.36	5760542.12	5760542.12	0	228.71	35192.85	764909.26	800330.82	35421.56	0	0	0	0	0	0	0	0	20-Year Property	Tax Expen:	Tax Expense Retire La	MACRS	20 - Year Property
0	0	0	0	0	0	0	0	0	0	0	0	0	0	0	0	0	20-Year Property	Tax Expen:	Tax Expense Retire La	MACRS	20 - Year Property
0	0	0	0	0	0	0	0	0	0	0	0	0	0	0	0	0	20-Year Property	Tax Expen:	Tax Expense Retire La	MACRS	20 - Year Property
0	0	0	0	0	0	0	0	0	0	0	0	0	0	0	0	0	20-Year Property	Tax Expen:	Tax Expense Retire La	MACRS	20 - Year Property
0	0	0	0	0	0	0	0	0	0	0	0	0	0	0	0	0	5-Year Property	MACRS Re	ADR Regular	MACRS	5 - Year Property
0	0	0	0	0	0	0	0	0	0	0	0	0	0	0	0	0	AMT - ALL Property	MACRS Re	ADR Regular	MACRS	5 - Year Property
0	0	0	0	0	0	0	0	0	0	0	0	0	0	0	0	0	5-Year Property	MACRS Re	ADR Regular	MACRS	5 - Year Property
0	0	0	0	0	0	0	0	0	0	0	0	0	0	0	0	0	AMT - ALL Property	MACRS Re	ADR Regular	MACRS	5 - Year Property
129726.05	129726.05	129726.05	0	0	0	0	0	0	0	0	0	0	0	0	0	0	5-Year Property	MACRS Re	ADR Regular	MACRS	5 - Year Property
129726.05	129726.05	129726.05	0	0	0	0	0	0	0	0	0	0	0	0	0	0	AMT - ALL Property	MACRS Re	ADR Regular	MACRS	5 - Year Property
3178.54	3178.54	3178.54	0	0	0	0	0	0	0	0	0	0	0	0	0	0	7-Year Property	MACRS Re	ADR Regular	MACRS	7 - Year Property
3178.54	3178.54	3178.54	0	0	0	0	0	0	0	0	0	0	0	0	0	0	AMT - ALL Property	MACRS Re	ADR Regular	MACRS	7 - Year Property
0	0	0	0	0	0	0	0	0	0	0	0	0	0	0	0	0	3-Year Property	MACRS Re	ADR Regular	MACRS	3 - Year Property
0	0	0	0	0	0	0	0	0	0	0	0	0	0	0	0	0	3-Year Property	MACRS Re	ADR Regular	MACRS	3 - Year Property
0	0	0	0	0	0	0	0	0	0	0	0	0	0	0	0	0	3-Year Property	MACRS Re	ADR Regular	MACRS	3 - Year Property
0	0	0	0	0	0	0	0	0	0	0	0	0	0	0	0	0	3-Year Property	MACRS Re	ADR Regular	MACRS	3 - Year Property
0	0	0	0	0	0	0	0	0	0	0	0	0	0	0	0	0	3-Year Property	MACRS Re	ADR Regular	MACRS	3 - Year Property
0	0	0	0	0	0	0	0	0	0	0	0	0	0	0	0	0	7-Year Property	MACRS Re	ADR Regular	MACRS	7 - Year Property
0	0	0	0	0	0	0	0	0	0	0	0	0	0	0	0	0	AMT - ALL Property	MACRS Re	ADR Regular	MACRS	7 - Year Property
0	0	0	0	0	0	0	0	0	0	0	0	0	0	0	0	0	7-Year Property	MACRS Re	ADR Regular	MACRS	7 - Year Property
0	0	0	0	0	0	0	0	0	0	0	0	0	0	0	0	0	AMT - ALL Property	MACRS Re	ADR Regular	MACRS	7 - Year Property
13369.98	13433.81	13433.81	0	0	0	0	0	0	0	0	0	0	0	0	0	0	5-Year Property	MACRS Re	ADR Regular	MACRS	5 - Year Property
13369.98	13433.82	13433.82	0	0	0	0	0	0	0	0	0	0	0	0	0	0	AMT - ALL Property	MACRS Re	ADR Regular	MACRS	5 - Year Property
0	0	0	0	0	0	0	0	0	0	0	0	0	0	0	0	0	7-Year Property	MACRS Re	ADR Regular	MACRS	7 - Year Property
0	0	0	0	0	0	0	0	0	0	0	0	0	0	0	0	0	AMT - ALL Property	MACRS Re	ADR Regular	MACRS	7 - Year Property
0	0	0	0	0	0	0	0	0	0	0	0	0	0	0	0	0	7-Year Property	MACRS Re	ADR Regular	MACRS	7 - Year Property
0	0	0	0	0	0	0	0	0	0	0	0	0	0	0	0	0	AMT - ALL Property	MACRS Re	ADR Regular	MACRS	7 - Year Property
261225.38	228408.92	134436.61	0	0	0	0	0	0	0	0	0	0	0	0	0	0	Non-Residential Real I	MACRS Re	ADR Regular	MACRS	Non - Residential Real
0	0	0	0	0	0	0	0	0	0	0	0	0	0	0	0	0	Non-Residential Real I	MACRS Re	ADR Regular	MACRS	Non - Residential Real
0	0.02	0.02	0	0	0	0	0	0	0	0	0	0	0	0	0	0	7-Year Property	MACRS Re	ADR Regular	MACRS	7 - Year Property
0	0	0	0	0	0	0	0	0	0	0	0	0	0	0	0	0	AMT - ALL Property	MACRS Re	ADR Regular	MACRS	7 - Year Property
0	0	0	0	0	0	0	0	0	0	0	0	0	0	0	0	0	7-Year Property	MACRS Re	ADR Regular	MACRS	7 - Year Property
0	0	0	0	0	0	0	0	0	0	0	0	0	0	0	0	0	AMT - ALL Property	MACRS Re	ADR Regular	MACRS	7 - Year Property
0	-0.01	-0.01	0	0	0	0	0	0	0	0	0	0	0	0	0	0	7-Year Property	MACRS Re	ADR Regular	MACRS	7 - Year Property
0	0	0	0	0	0	0	0	0	0	0	0	0	0	0	0	0	AMT - ALL Property	MACRS Re	ADR Regular	MACRS	7 - Year Property
0	0	0	0	0	0	0	0	0	0	0	0	0	0	0	0	0	5-Year Property	MACRS Re	ADR Regular	MACRS	5 - Year Property
0	0	0	0	0	0	0	0	0	0	0	0	0	0	0	0	0	AMT - ALL Property	MACRS Re	ADR Regular	MACRS	5 - Year Property
312624.12	245151.87	245151.87	0	0	0	0	0	0	0	0	0	0	0	0	0	0	7-Year Property	MACRS Re	ADR Regular	MACRS	7 - Year Property
312624.12	245151.87	245151.87	0	0	0	0	0	0	0	0	0	0	0	0	0	0	AMT - ALL Property	MACRS Re	ADR Regular	MACRS	7 - Year Property
25562.57	25562.57	0	0	0	0	0	0	0	0	0	0	0	0	0	0	0	NON-Depreciable	MACRS Re	ADR Regular	MACRS	Class Life
0	0	0	0	0	0	0	0	0	0	0	0	0	0	0	0	0	7-Year Property	Tax Expen:	Tax Expense Retire La	MACRS	7 - Year Property
0	0	0	0	0	0	0	0	0	0	0	0	0	0	0	0	0	AMT - ALL Property	Tax Expen:	Tax Expense Retire La	MACRS	7 - Year Property
0	0	0	0	0	0	0	0	0	0	0	0	0	0	0	0	0 -1	NON-Depreciable	MACRS Re	ADR Regular	MACRS	Class Life
0	0	0	0	0	0	0	0	0	0	0	0	0	0	0	0	0 -1	NON-Depreciable	MACRS Re	ADR Regular	MACRS	Class Life
0	0	0	0	0	0	0	0	0	0	0	0	0	0	0	0	0 -1	15-Year Property	MACRS Re	ADR Regular	MACRS	15 - Year Property
0	0	0	0	0	0	0	0	0	0	0	0	0	0	0	0	0 -1	15-Year Property	MACRS Re	ADR Regular	MACRS	15 - Year Property
60255.99	60255.99	60255.99	0	0	0	0	0	0	0	0	0	0	0	0	0	0	5-Year Property	MACRS Re	ADR Regular	MACRS	5 - Year Property
60255.99	60255.99	60255.99	0	0	0	0	0	0	0	0	0	0	0	0	0	0	AMT - ALL Property	MACRS Re	ADR Regular	MACRS	5 - Year Property
0	0	0	0	0	0	0	0	0	0	0	0	0	0	0	0	0	3-Year Property	MACRS Re	ADR Regular	MACRS	3 - Year Property
0	0	0	0	0	0	0	0	0	0	0	0	0	0	0	0	0	7-Year Property	MACRS Re	ADR Regular	MACRS	7 - Year Property
0	0	0	0	0	0	0	0	0	0	0	0	0	0	0	0	0	AMT - ALL Property	MACRS Re	ADR Regular	MACRS	7 - Year Property
17597.3	17597.3	0	0	0	0	0	0	0	0	0	0	0	0	0	0	0	NON-Depreciable	MACRS Re	ADR Regular	MACRS	Class Life
11871.94	11871.94	0	0	0	0	0	0	0	0	0	0	0	0	0	0	0	NON-Depreciable	MACRS Re	ADR Regular	MACRS	Class Life
1397870.37	1329372.1	1329372.1	0	362.65	1562.15	28955.64	30880.45	1924.81	0	0	0	0	0	0	0	0	20-Year Property	Tax Expen:	Tax Expense Retire La	MACRS	20 - Year Property

72537.34	91613.3	91613.3	0	0	0	24232.84	24232.84	0	0	0	0	0	0	0	0	0	20-Year Property	Tax Expen	Tax Expense Retire La	MACRS	20 - Year Property
349244.82	324415.98	324415.98	0	0	0	0	0	0	0	0	0	0	0	0	0	0	20-Year Property	Tax Expen	Tax Expense Retire La	MACRS	20 - Year Property
43686.11	40580.34	40580.34	0	0	0	0	0	0	0	0	0	0	0	0	0	0	20-Year Property	Tax Expen	Tax Expense Retire La	MACRS	20 - Year Property
0	0	0	0	0	0	0	0	0	0	0	0	0	0	0	0	0	20-Year Property	Tax Expen	Tax Expense Retire La	MACRS	20 - Year Property
0	0	0	0	0	0	0	0	0	0	0	0	0	0	0	0	0	7-Year Property	MACRS Re	ADR Regular	MACRS	7 - Year Property
0	0	0	0	0	0	0	0	0	0	0	0	0	0	0	0	0	AMT - ALL Property	MACRS Re	ADR Regular	MACRS	7 - Year Property
0	0	0	0	0	0	0	0	0	0	0	0	0	0	0	0	0	7-Year Property	MACRS Re	ADR Regular	MACRS	7 - Year Property
0	0	0	0	0	0	0	0	0	0	0	0	0	0	0	0	0	AMT - ALL Property	MACRS Re	ADR Regular	MACRS	7 - Year Property
0	0	0	0	0	0	0	0	0	0	0	0	0	0	0	0	0	7-Year Property	MACRS Re	ADR Regular	MACRS	7 - Year Property
0	0	0	0	0	0	0	0	0	0	0	0	0	0	0	0	0	AMT - ALL Property	MACRS Re	ADR Regular	MACRS	7 - Year Property
-1087364.49	-1087364.49	-1087364.49	0	0	0	0	0	0	0	0	0	0	0	0	0	0	5-Year Property	MACRS Re	ADR Regular	MACRS	5 - Year Property
-1087364.49	-1087364.49	-1087364.49	0	0	0	0	0	0	0	0	0	0	0	0	0	0	AMT - ALL Property	MACRS Re	ADR Regular	MACRS	5 - Year Property
0	0	0	0	0	0	0	0	0	0	0	0	0	0	0	0	0	Non-Residential Real I	MACRS Re	ADR Regular	MACRS	Non - Residential Real
0	0	0	0	0	0	0	0	0	0	0	0	0	0	0	0	0	20-Year Property	Tax Expen	Tax Expense Retire La	MACRS	20 - Year Property
0	0	0	0	0	0	0	0	0	0	0	0	0	0	0	0	0	20-Year Property	Tax Expen	Tax Expense Retire La	MACRS	20 - Year Property
0	0	0	0	0	0	0	0	0	0	0	0	0	0	0	0	0	20-Year Property	Tax Expen	Tax Expense Retire La	MACRS	20 - Year Property
0	0	0	0	0	0	0	0	0	0	0	0	0	0	0	0	0	20-Year Property	Tax Expen	Tax Expense Retire La	MACRS	20 - Year Property
42817.41	39773.4	39773.4	0	0	0	0	0	0	0	0	0	0	0	0	0	0	20-Year Property	Tax Expen	Tax Expense Retire La	MACRS	20 - Year Property
37500	150306.5	150306.5	0	0	0	115359.61	115359.61	0	0	0	0	0	0	0	0	0	20-Year Property	Tax Expen	Tax Expense Retire La	MACRS	20 - Year Property
0	0	0	0	0	0	0	0	0	0	0	0	0	0	0	0	0	20-Year Property	Tax Expen	Tax Expense Retire La	MACRS	20 - Year Property
1040595.04	986655.97	986655.97	0	-242.55	0	20282.44	20039.89	-242.55	0	0	0	0	0	0	0	0	20-Year Property	Tax Expen	Tax Expense Retire La	MACRS	20 - Year Property
8882.31	15724.56	15724.56	0	0	0	7358.74	7358.74	0	0	0	0	0	0	0	0	0	7-Year Property	MACRS Re	ADR Regular	MACRS	7 - Year Property
8882.31	15724.55	15724.55	0	0	0	7358.74	7358.74	0	0	0	0	0	0	0	0	0	AMT - ALL Property	MACRS Re	ADR Regular	MACRS	7 - Year Property
0	0	0	0	0	0	0	0	0	0	0	0	0	0	0	0	0	5-Year Property	MACRS Re	ADR Regular	MACRS	5 - Year Property
0	0	0	0	0	0	0	0	0	0	0	0	0	0	0	0	0	AMT - ALL Property	MACRS Re	ADR Regular	MACRS	5 - Year Property
4203.86	4727.42	2732.74	0	0	0	0	0	0	0	0	0	0	0	0	0	0	Non-Residential Real I	MACRS Re	ADR Regular	MACRS	Class Life
16083.01	18085.02	10491.15	0	0	0	0	0	0	0	0	0	0	0	0	0	0	Non-Residential Real I	MACRS Re	ADR Regular	MACRS	Class Life
36934.91	41531.22	23294.75	0	0	0	0	0	0	0	0	0	0	0	0	0	0	Non-Residential Real I	MACRS Re	ADR Regular	MACRS	Class Life
1345.17	1512.46	880.69	0	0	0	0	0	0	0	0	0	0	0	0	0	0	Non-Residential Real I	MACRS Re	ADR Regular	MACRS	Class Life
780.5	877.25	490.12	0	0	0	0	0	0	0	0	0	0	0	0	0	0	Non-Residential Real I	MACRS Re	ADR Regular	MACRS	Class Life
0	0	0	0	0	0	0	0	0	0	0	0	0	0	0	0	0	NON-Depreciable	MACRS Re	ADR Regular	MACRS	Class Life
74962.86	74962.86	0	0	0	0	0	0	0	0	0	0	0	0	0	0	0	NON-Depreciable	MACRS Re	ADR Regular	MACRS	Class Life
0	0	0	0	0	0	0	0	0	0	0	0	0	0	0	0	0	20-Year Property	Tax Expen	Tax Expense Retire La	MACRS	20 - Year Property
0	0	0	0	0	0	0	0	0	0	0	0	0	0	0	0	0	20-Year Property	Tax Expen	Tax Expense Retire La	MACRS	20 - Year Property
0	0	0	0	0	0	0	0	0	0	0	0	0	0	0	0	0	15-Year Property	Tax Expen	Tax Expense Retire La	MACRS	15 - Year Property
1430552.96	1413250.5	1413250.5	0	15376.69	0	156419.17	171795.86	15376.69	0	0	0	0	0	0	0	0	20-Year Property	Tax Expen	Tax Expense Retire La	MACRS	20 - Year Property
77069.74	86075.24	86075.24	0	0	3155.14	16037.88	19193.02	3155.14	0	0	0	0	0	0	0	0	20-Year Property	Tax Expen	Tax Expense Retire La	MACRS	20 - Year Property
207393.29	303633.54	303633.54	0	0	7779.41	130947.58	138726.99	7779.41	0	0	0	0	0	0	0	0	15-Year Property	Tax Expen	Tax Expense Retire La	MACRS	15 - Year Property
4379.74	3800.79	3800.79	0	0	0	0	0	0	0	0	0	0	0	0	0	0	20-Year Property	Tax Expen	Tax Expense Retire La	MACRS	20 - Year Property
-284.74	-223.29	-223.29	0	0	0	0	0	0	0	0	0	0	0	0	0	0	7-Year Property	MACRS Re	ADR Regular	MACRS	7 - Year Property
-284.74	-223.28	-223.28	0	0	0	0	0	0	0	0	0	0	0	0	0	0	AMT - ALL Property	MACRS Re	ADR Regular	MACRS	7 - Year Property
0	0	0	0	0	0	0	0	0	0	0	0	0	0	0	0	0	5-Year Property	MACRS Re	ADR Regular	MACRS	5 - Year Property
0	0	0	0	0	0	0	0	0	0	0	0	0	0	0	0	0	AMT - ALL Property	MACRS Re	ADR Regular	MACRS	5 - Year Property
9827.94	9827.94	9827.94	0	0	0	0	0	0	0	0	0	0	0	0	0	0	7-Year Property	MACRS Re	ADR Regular	MACRS	7 - Year Property
9827.94	9827.94	9827.94	0	0	0	0	0	0	0	0	0	0	0	0	0	0	AMT - ALL Property	MACRS Re	ADR Regular	MACRS	7 - Year Property
0	0	0	0	0	0	0	0	0	0	0	0	0	0	0	0	0	3-Year Property	MACRS Re	ADR Regular	MACRS	3 - Year Property
0	0	0	0	0	0	0	0	0	0	0	0	0	0	0	0	0	NON-Depreciable	MACRS Re	ADR Regular	MACRS	Class Life
0	0	0	0	0	0	0	0	0	0	0	0	0	0	0	0	0	7-Year Property	MACRS Re	ADR Regular	MACRS	7 - Year Property
0	0	0	0	0	0	0	0	0	0	0	0	0	0	0	0	0	AMT - ALL Property	MACRS Re	ADR Regular	MACRS	7 - Year Property
0	0.01	0.01	0	0	0	0	0	0	0	0	0	0	0	0	0	0	7-Year Property	MACRS Re	ADR Regular	MACRS	7 - Year Property
0	0	0	0	0	0	0	0	0	0	0	0	0	0	0	0	0	AMT - ALL Property	MACRS Re	ADR Regular	MACRS	7 - Year Property
1517.18	1558.17	1558.17	0	0	0	368.44	368.44	0	0	0	0	0	0	0	0	0	7-Year Property	MACRS Re	ADR Regular	MACRS	7 - Year Property
1517.18	1558.16	1558.16	0	0	0	368.44	368.44	0	0	0	0	0	0	0	0	0	AMT - ALL Property	MACRS Re	ADR Regular	MACRS	7 - Year Property
0	0	0	0	0	0	0	0	0	0	0	0	0	0	0	0	0	7-Year Property	MACRS Re	ADR Regular	MACRS	7 - Year Property
0	0	0	0	0	0	0	0	0	0	0	0	0	0	0	0	0	AMT - ALL Property	MACRS Re	ADR Regular	MACRS	7 - Year Property
0	0	0	0	0	0	0	0	0	0	0	0	0	0	0	0	0	5-Year Property	MACRS Re	ADR Regular	MACRS	5 - Year Property
0	0	0	0	0	0	0	0	0	0	0	0	0	0	0	0	0	AMT - ALL Property	MACRS Re	ADR Regular	MACRS	5 - Year Property
0	0	0	0	0	0	0	0	0	0	0	0	0	0	0	0	0	7-Year Property	MACRS Re	ADR Regular	MACRS	7 - Year Property
0	0	0	0	0	0	0	0	0	0	0	0	0	0	0	0	0	AMT - ALL Property	MACRS Re	ADR Regular	MACRS	7 - Year Property
0	0	0	0	0	0	0	0	0	0	0	0	0	0	0	0	0	7-Year Property	MACRS Re	ADR Regular	MACRS	7 - Year Property
0	0	0	0	0	0	0	0	0	0	0	0	0	0	0	0	0	AMT - ALL Property	MACRS Re	ADR Regular	MACRS	7 - Year Property
0	0	0	0	0	0	0	0	0	0	0	0	0	0	0	0	0	5-Year Property	MACRS Re	ADR Regular	MACRS	5 - Year Property
0	0	0	0	0	0	0	0	0	0	0	0	0	0	0	0	0	AMT - ALL Property	MACRS Re	ADR Regular	MACRS	5 - Year Property
18292.4	15994.41	9358.47	0	0	0	0	0	0	0	0	0	0	0	0	0	0	Non-Residential Real I	MACRS Re	ADR Regular	MACRS	Non - Residential Real
0	0	0	0	0	0	0	0	0	0	0	0	0	0	0	0	0	Non-Residential Real I	MACRS Re	ADR Regular	MACRS	Non - Residential Real
5057.02	4421.74	2587.19	0	0	0	0	0	0	0	0	0	0	0	0	0	0	Non-Residential Real I	MACRS Re	ADR Regular	MACRS	Non - Residential Real
53811.33	42197.47	42197.47	0	0	0	0	0	0	0	0	0	0	0	0	0	0	7-Year Property	MACRS Re	ADR Regular	MACRS	7 - Year Property
53811.33	42197.48	42197.48	0	0	0	0	0	0	0	0	0	0	0	0	0	0	AMT - ALL Property	MACRS Re	ADR Regular	MACRS	7 - Year Property
0	-0.01	-0.01	0	0	0	0	0	0	0	0	0	0	0	0	0	0	7-Year Property	MACRS Re	ADR Regular	MACRS	7 - Year Property
0	0	0	0	0	0	0	0	0	0	0	0	0	0	0	0	0	AMT - ALL Property	MACRS Re	ADR Regular	MACRS	7 - Year Property
0	0	0	0	0	0	0	0	0	0	0	0	0	0	0	0	0	7-Year Property	MACRS Re	ADR Regular	MACRS	7 - Year Property
0	0	0	0	0	0	0	0	0	0	0	0	0	0	0	0	0	AMT - ALL Property	MACRS Re	ADR Regular	MACRS	7 - Year Property
19899.53	21363.67	21363.67	0	0	0	5758.97	5758.97	0	0	0	0	0	0	0	0	0	7-Year Property	MACRS Re	ADR Regular	MACRS	7 - Year Property
19899.53	21363.66	21363.66	0	0	0	5758.97	5758.97	0	0	0	0	0	0	0	0	0	AMT - ALL Property	MACRS Re	ADR Regular	MACRS	7 - Year Property
28259.3	22160.23	22160.23	0	0	0	0	0	0	0	0	0	0	0	0	0	0	7-Year Property	MACRS Re	ADR Regular	MACRS	7 - Year Property
28259.3	22160.23	22160.23	0	0	0	0	0	0	0	0	0	0	0	0	0	0	AMT - ALL Property	MACRS Re	ADR Regular	MACRS	7 - Year Property
306566.57	306566.57	0	0	0	0	0	0	0	0	0	0	0	0	0	0	0	NON-Depreciable	MACRS Re	ADR Regular	MACRS	Class Life
19.12	19.12	0	0	0	0	0	0	0	0	0	0	0	0	0	0	0	NON-Depreciable	MACRS Re	ADR Regular	MACRS	Class Life
960439.81	1507943.12	1507943.12	0	0	0	754790.71	754790.71	0	0	0	0	0	0	0	0	0	7-Year Property	Tax Expen	Tax Expense Retire La	MACRS	7 - Year Property
960439.81	1507943.13	1507943.13	0	0	0	754790.71	754790.71	0	0	0	0	0	0	0	0	0	AMT - ALL Property	Tax Expen	Tax Expense Retire La	MACRS	7 - Year Property
527.94	588.25	588.25	0	0	0	174.25	174.25	0	0	0	0	0	0	0	0	0	7-Year Property	Tax Expen	Tax Expense Retire La	MACRS	7 - Year Property
527.94	588.25	588.25	0	0	0	174.25	174.25	0	0	0	0	0	0	0	0	0	AMT - ALL Property	Tax Expen	Tax Expense Retire La	MACRS	7 - Year Property
0	0	0	0	0	0	0	0	0	0	0	0	0	0	0	0	-1	NON-Depreciable	MACRS Re	ADR Regular	MACRS	Class Life
0	0	0	0	0	0	0	0	0	0	0	0	0	0	0	0	-1	NON-Depreciable	MACRS Re	ADR Regular	MACRS	Class Life
0	0	0	0	0	0	0	0	0	0	0	0	0	0	0	0	-1	15-Year Property	MACRS Re	ADR Regular	MACRS	15 - Year Property
0	64741	64741	0	0	0	0	0	0	0	0	0	0	0	0	0	-1	15-Year Property	MACRS Re	ADR Regular	MACRS	15 - Year Property
0	0	0	0	0	0	0	0	0	0	0	0	0	0	0	0	-1	15-Year Property	MACRS Re	ADR Regular	MACRS	15 - Year Property
0	0	0	0	0	0	0	0	0	0	0	0	0	0	0	0	-1	15-Year Property	MACRS Re	ADR Regular	MACRS	15 - Year Property
0	0	0	0	0	0	0	0	0	0	0	0	0	0	0	0	-1	15-Year Property	MACRS Re	ADR Regular	MACRS	15 - Year Property
-129635.79	-129635.79	-129635.79	0	0	0	0	0	0	0	0	0	0	0	0	0	0	5-Year Property	MACRS Re	ADR Regular	MACRS	5 - Year Property
-129635.79	-129635.79	-129635.79	0	0	0	0	0	0	0	0	0	0	0	0	0	0	AMT - ALL Property	MACRS Re	ADR Regular	MACRS	5 - Year Property
0	0	0	0	0	0	0	0	0	0	0	0	0	0	0	0	0	5-Year Property	MACRS Re	ADR Regular	MACRS	5 - Year Property

0	0	0	0	0	0	0	0	0	0	0	0	0	0	0	0	0	AMT - ALL Property	MACRS Re	ADR Regular	MACRS	5 - Year Property
101.35	101.35	101.35	0	3132.06	0	0	0	0	0	0	0	0	0	0	0	0	3-Year Property	MACRS Re	ADR Regular	MACRS	3 - Year Property
0	0	0	0	0	0	0	0	0	0	0	0	0	0	0	0	0	7-Year Property	MACRS Re	ADR Regular	MACRS	7 - Year Property
0	0	0	0	0	0	0	0	0	0	0	0	0	0	0	0	0	AMT - ALL Property	MACRS Re	ADR Regular	MACRS	7 - Year Property
56974.93	56974.93	0	0	0	0	0	0	0	0	0	0	0	0	0	0	0	NON-Depreciable	MACRS Re	ADR Regular	MACRS	Class Life
0	0	0	0	0	0	0	0	0	0	0	0	0	0	0	0	0	3-Year Property	MACRS Re	ADR Regular	MACRS	3 - Year Property
0	0	0	0	0	0	0	0	0	0	0	0	0	0	0	0	0	7-Year Property	MACRS Re	ADR Regular	MACRS	7 - Year Property
0	0	0	0	0	0	0	0	0	0	0	0	0	0	0	0	0	AMT - ALL Property	MACRS Re	ADR Regular	MACRS	7 - Year Property
0	0.01	0.01	0	0	0	0	0	0	0	0	0	0	0	0	0	0	7-Year Property	MACRS Re	ADR Regular	MACRS	7 - Year Property
0	0	0	0	0	0	0	0	0	0	0	0	0	0	0	0	0	AMT - ALL Property	MACRS Re	ADR Regular	MACRS	7 - Year Property
0	0	0	0	0	0	0	0	0	0	0	0	0	0	0	0	0	7-Year Property	MACRS Re	ADR Regular	MACRS	7 - Year Property
0	0	0	0	0	0	0	0	0	0	0	0	0	0	0	0	0	AMT - ALL Property	MACRS Re	ADR Regular	MACRS	7 - Year Property
0	28458	28458	0	0	0	0	0	0	0	0	0	0	0	0	0	-1	15-Year Property	MACRS Re	ADR Regular	MACRS	15 - Year Property
876594.82	822949.53	822949.53	0	3.02	9.68	29796.7	29809.4	12.7	0	0	0	0	0	0	0	0	15-Year Property	Tax Expen	Tax Expense Retire La	MACRS	15 - Year Property
0	0	0	0	0	0	0	0	0	0	0	0	0	0	0	0	0	5-Year Property	MACRS Re	ADR Regular	MACRS	5 - Year Property
0	0	0	0	0	0	0	0	0	0	0	0	0	0	0	0	0	AMT - ALL Property	MACRS Re	ADR Regular	MACRS	5 - Year Property
0	5878	5878	0	0	0	0	0	0	0	0	0	0	0	0	0	-1	15-Year Property	MACRS Re	ADR Regular	MACRS	15 - Year Property
12247	8572.9	8572.9	0	0	0	0	0	0	0	0	0	0	0	0	0	0	3-Year Property	Tax Expen	Tax Expense Retire La	MACRS	3 - Year Pr JCA 30% E
12247	12247	12247	0	0	0	0	0	0	0	0	0	0	0	0	0	0	3-Year Property	Tax Expen	Tax Expense Retire La	MACRS	3 - Year Property
0	0	0	0	0	0	0	0	0	0	0	0	0	0	0	0	0	20-Year Property	Tax Expen	Tax Expense Retire La	MACRS	20 - Year F JCA 30% E
0	0	0	0	0	0	0	0	0	0	0	0	0	0	0	0	0	20-Year Property	Tax Expen	Tax Expense Retire La	MACRS	20 - Year Property
0	0	0	0	0	0	0	0	0	0	0	0	0	0	0	0	0	15-Year Property	Tax Expen	Tax Expense Retire La	MACRS	15 - Year F JCA 30% E
0	0	0	0	0	0	0	0	0	0	0	0	0	0	0	0	0	15-Year Property	Tax Expen	Tax Expense Retire La	MACRS	15 - Year Property
0	0	0	0	0	0	0	0	0	0	0	0	0	0	0	0	0	15-Year Property	Tax Expen	Tax Expense Retire La	MACRS	15 - Year F JCA 30% E
0	0	0	0	0	0	0	0	0	0	0	0	0	0	0	0	0	15-Year Property	Tax Expen	Tax Expense Retire La	MACRS	15 - Year Property
0	0	0	0	0	0	0	0	0	0	0	0	0	0	0	0	0	20-Year Property	Tax Expen	Tax Expense Retire La	MACRS	20 - Year F JCA 30% E
0	0	0	0	0	0	0	0	0	0	0	0	0	0	0	0	0	20-Year Property	Tax Expen	Tax Expense Retire La	MACRS	20 - Year Property
0	0	0	0	0	0	0	0	0	0	0	0	0	0	0	0	0	20-Year Property	Tax Expen	Tax Expense Retire La	MACRS	20 - Year F JCA 30% E
0	0	0	0	0	0	0	0	0	0	0	0	0	0	0	0	0	20-Year Property	Tax Expen	Tax Expense Retire La	MACRS	20 - Year Property
0	0	0	0	0	0	0	0	0	0	0	0	0	0	0	0	0	15-Year Property	Tax Expen	Tax Expense Retire La	MACRS	15 - Year F JCA 30% E
0	0	0	0	0	0	0	0	0	0	0	0	0	0	0	0	0	15-Year Property	Tax Expen	Tax Expense Retire La	MACRS	15 - Year Property
0	0	0	0	0	0	0	0	0	0	0	0	0	0	0	0	0	20-Year Property	Tax Expen	Tax Expense Retire La	MACRS	20 - Year F JCA 30% E
0	0	0	0	0	0	0	0	0	0	0	0	0	0	0	0	0	20-Year Property	Tax Expen	Tax Expense Retire La	MACRS	20 - Year Property
0	0	0	0	0	0	0	0	0	0	0	0	0	0	0	0	0	20-Year Property	Tax Expen	Tax Expense Retire La	MACRS	20 - Year F JCA 30% E
0	0	0	0	0	0	0	0	0	0	0	0	0	0	0	0	0	20-Year Property	Tax Expen	Tax Expense Retire La	MACRS	20 - Year Property
52667.73	29314.73	29314.73	0	0	0	0	0	0	0	0	0	0	0	0	0	0	15-Year Property	Tax Expen	Tax Expense Retire La	MACRS	15 - Year F JCA 30% E
52667.73	41878.18	41878.18	0	0	0	0	0	0	0	0	0	0	0	0	0	0	15-Year Property	Tax Expen	Tax Expense Retire La	MACRS	15 - Year Property
0	0	0	0	0	0	0	0	0	0	0	0	0	0	0	0	0	20-Year Property	Tax Expen	Tax Expense Retire La	MACRS	20 - Year F JCA 30% E
0	0	0	0	0	0	0	0	0	0	0	0	0	0	0	0	0	20-Year Property	Tax Expen	Tax Expense Retire La	MACRS	20 - Year Property
0	0	0	0	0	0	0	0	0	0	0	0	0	0	0	0	0	20-Year Property	Tax Expen	Tax Expense Retire La	MACRS	20 - Year F JCA 30% E
0	0	0	0	0	0	0	0	0	0	0	0	0	0	0	0	0	20-Year Property	Tax Expen	Tax Expense Retire La	MACRS	20 - Year Property
0	0	0	0	0	0	0	0	0	0	0	0	0	0	0	0	0	20-Year Property	Tax Expen	Tax Expense Retire La	MACRS	20 - Year F JCA 30% E
0	0	0	0	0	0	0	0	0	0	0	0	0	0	0	0	0	20-Year Property	Tax Expen	Tax Expense Retire La	MACRS	20 - Year Property
0	0	0	0	0	0	0	0	0	0	0	0	0	0	0	0	0	20-Year Property	Tax Expen	Tax Expense Retire La	MACRS	20 - Year F JCA 30% E
0	0	0	0	0	0	0	0	0	0	0	0	0	0	0	0	0	20-Year Property	Tax Expen	Tax Expense Retire La	MACRS	20 - Year Property
637799.65	391816.63	391816.63	0	0	0	4372.35	4372.35	0	0	0	0	0	0	0	0	0	20-Year Property	Tax Expen	Tax Expense Retire La	MACRS	20 - Year F JCA 30% E
637799.65	559738.04	559738.04	0	0	0	6246.22	6246.22	0	0	0	0	0	0	0	0	0	20-Year Property	Tax Expen	Tax Expense Retire La	MACRS	20 - Year Property
0	0	0	0	0	0	0	0	0	0	0	0	0	0	0	0	0	20-Year Property	Tax Expen	Tax Expense Retire La	MACRS	20 - Year F JCA 30% E
0	0	0	0	0	0	0	0	0	0	0	0	0	0	0	0	0	20-Year Property	Tax Expen	Tax Expense Retire La	MACRS	20 - Year Property
4128770.9	5495592.09	5495592.09	0	31065.45	0	2956421.4	2987486.86	31065.45	0	0	0	0	0	0	0	0	20-Year Property	Tax Expen	Tax Expense Retire La	MACRS	20 - Year F JCA 30% E
4128770.9	7850845.83	7850845.83	0	44379.22	0	4223459.2	4267838.4	44379.22	0	0	0	0	0	0	0	0	20-Year Property	Tax Expen	Tax Expense Retire La	MACRS	20 - Year Property
0	0	0	0	0	0	0	0	0	0	0	0	0	0	0	0	0	20-Year Property	Tax Expen	Tax Expense Retire La	MACRS	20 - Year F JCA 30% E
0	0	0	0	0	0	0	0	0	0	0	0	0	0	0	0	0	20-Year Property	Tax Expen	Tax Expense Retire La	MACRS	20 - Year Property
0	0	0	0	0	0	0	0	0	0	0	0	0	0	0	0	0	20-Year Property	Tax Expen	Tax Expense Retire La	MACRS	20 - Year F JCA 30% E
0	0	0	0	0	0	0	0	0	0	0	0	0	0	0	0	0	20-Year Property	Tax Expen	Tax Expense Retire La	MACRS	20 - Year Property
0	0	0	0	0	0	0	0	0	0	0	0	0	0	0	0	0	20-Year Property	Tax Expen	Tax Expense Retire La	MACRS	20 - Year F JCA 30% E
0	0	0	0	0	0	0	0	0	0	0	0	0	0	0	0	0	20-Year Property	Tax Expen	Tax Expense Retire La	MACRS	20 - Year Property
215842.05	142826.53	142826.53	0	1624.03	0	10084.89	11708.92	1624.03	0	0	0	0	0	0	0	0	20-Year Property	Tax Expen	Tax Expense Retire La	MACRS	20 - Year F JCA 30% E
215842.05	204037.91	204037.91	0	2320.04	0	14406.99	16727.03	2320.04	0	0	0	0	0	0	0	0	20-Year Property	Tax Expen	Tax Expense Retire La	MACRS	20 - Year Property
0	0	0	0	0	0	0	0	0	0	0	0	0	0	0	0	0	20-Year Property	Tax Expen	Tax Expense Retire La	MACRS	20 - Year F JCA 30% E
0	0	0	0	0	0	0	0	0	0	0	0	0	0	0	0	0	20-Year Property	Tax Expen	Tax Expense Retire La	MACRS	20 - Year Property
5692.66	3458.14	3458.14	0	0	0	0	0	0	0	0	0	0	0	0	0	0	20-Year Property	Tax Expen	Tax Expense Retire La	MACRS	20 - Year F JCA 30% E
5692.66	4940.19	4940.19	0	0	0	0	0	0	0	0	0	0	0	0	0	0	20-Year Property	Tax Expen	Tax Expense Retire La	MACRS	20 - Year Property
1212830.54	1242948.74	1242948.74	0	0	31845.68	536044.56	567890.24	31845.68	0	0	0	0	0	0	0	0	15-Year Property	Tax Expen	Tax Expense Retire La	MACRS	15 - Year F JCA 30% E
1212830.54	1775641.06	1775641.06	0	0	45493.83	765777.93	811271.76	45493.83	0	0	0	0	0	0	0	0	15-Year Property	Tax Expen	Tax Expense Retire La	MACRS	15 - Year Property
0	0	0	0	0	0	0	0	0	0	0	0	0	0	0	0	0	20-Year Property	Tax Expen	Tax Expense Retire La	MACRS	20 - Year F JCA 30% E
0	0	0	0	0	0	0	0	0	0	0	0	0	0	0	0	0	20-Year Property	Tax Expen	Tax Expense Retire La	MACRS	20 - Year Property
0	0	0	0	0	0	0	0	0	0	0	0	0	0	0	0	0	15-Year Property	Tax Expen	Tax Expense Retire La	MACRS	15 - Year F JCA 30% E
0	0	0	0	0	0	0	0	0	0	0	0	0	0	0	0	0	15-Year Property	Tax Expen	Tax Expense Retire La	MACRS	15 - Year Property
0	0	0	0	0	0	0	0	0	0	0	0	0	0	0	0	0	20-Year Property	Tax Expen	Tax Expense Retire La	MACRS	20 - Year F JCA 30% E
0	0	0	0	0	0	0	0	0	0	0	0	0	0	0	0	0	20-Year Property	Tax Expen	Tax Expense Retire La	MACRS	20 - Year Property
157729.49	96230.72	96230.72	0	0	0	414.76	414.76	0	0	0	0	0	0	0	0	0	20-Year Property	Tax Expen	Tax Expense Retire La	MACRS	20 - Year F JCA 30% E
157729.49	137472.45	137472.45	0	0	0	592.51	592.51	0	0	0	0	0	0	0	0	0	20-Year Property	Tax Expen	Tax Expense Retire La	MACRS	20 - Year Property
47981.83	33335.25	33335.25	0	0	0	0	0	0	0	0	0	0	0	0	0	0	20-Year Property	Tax Expen	Tax Expense Retire La	MACRS	20 - Year F JCA 30% E
47981.83	47621.78	47621.78	0	0	0	0	0	0	0	0	0	0	0	0	0	0	20-Year Property	Tax Expen	Tax Expense Retire La	MACRS	20 - Year Property
-3535.42	-2486.61	-2486.61	0	0	0	0	0	0	0	0	0	0	0	0	0	0	5-Year Property	MACRS Re	ADR Regular	MACRS	5 - Year Pr JCA 30% E
-3535.42	-3552.3	-3552.3	0	0	0	0	0	0	0	0	0	0	0	0	0	0	5-Year Property	MACRS Re	ADR Regular	MACRS	5 - Year Property
0	0	0	0	0	0	0	0	0	0	0	0	0	0	0	0	0	5-Year Property	MACRS Re	ADR Regular	MACRS	5 - Year Pr JCA 30% E
0	0	0	0	0	0	0	0	0	0	0	0	0	0	0	0	0	5-Year Property	MACRS Re	ADR Regular	MACRS	5 - Year Property
354.77	248.34	248.34	0	34464.08	0	0	0	0	0	0	0	0	0	0	0	0	3-Year Property	MACRS Re	ADR Regular	MACRS	3 - Year Pr JCA 30% E
354.77	354.77	354.77	0	49234.4	0	0	0	0	0	0	0	0	0	0	0	0	3-Year Property	MACRS Re	ADR Regular	MACRS	3 - Year Property
0	0	0	0	0	0	0	0	0	0	0	0	0	0	0	0	0	3-Year Property	MACRS Re	ADR Regular	MACRS	3 - Year Pr JCA 30% E
0	0	0	0	0	0	0	0	0	0	0	0	0	0	0	0	0	3-Year Property	MACRS Re	ADR Regular	MACRS	3 - Year Property
6138.66	5427.39	5427.39	0	0	0	2057.73	2057.73	0	0	0	0	0	0	0	0	0	7-Year Property	MACRS Re	ADR Regular	MACRS	7 - Year Pr JCA 30% E
6138.66	7753.42	7753.42	0	0	0	2939.62	2939.62	0	0	0	0	0	0	0	0	0	7-Year Property	MACRS Re	ADR Regular	MACRS	7 - Year Property
0	-0.01	-0.01	0	0	0	0	0	0	0	0	0	0	0	0	0	0	7-Year Property	MACRS Re	ADR Regular	MACRS	7 - Year Pr JCA 30% E
0	0	0	0	0	0	0	0	0	0	0	0	0	0	0	0	0	7-Year Property	MACRS Re	ADR Regular	MACRS	7 - Year Property
0	0	0	0	0	0	0	0	0	0	0	0	0	0	0	0	0	5-Year Property	MACRS Re	ADR Regular	MACRS	5 - Year Pr JCA 30% E
0	0	0	0	0	0	0	0	0	0	0	0	0	0	0	0	0	5-Year Property	MACRS Re	ADR Regular	MACRS	5 - Year Property
0	-0.01	-0.01	0	0	0	0	0	0	0	0	0	0	0	0	0	0	7-Year Property	MACRS Re	ADR Regular	MACRS	7 - Year Pr JCA 30% E
0	-0.02	-0.02	0	0	0	0	0	0	0	0	0	0	0	0	0	0	7-Year Property	MACRS Re	ADR Regular	MACRS	7 - Year Property
0	0.01	0.01	0	0	0	0	0	0	0	0	0	0	0	0	0	0	5-Year Property	MACRS Re	ADR Regular	MACRS	5 - Year Pr JCA 30% E

0	0.01	0.01	0	0	0	0	0	0	0	0	0	0	0	0	0	0	5-Year Property	MACRS Re	ADR Regular	MACRS	5 - Year Property
0	-0.01	0	0	0	0	0	0	0	0	0	0	0	0	0	0	0	Non-Residential Real I	MACRS Re	ADR Regular	MACRS	Non - Resi JCA 30% E
0	-0.01	0	0	0	0	0	0	0	0	0	0	0	0	0	0	0	Non-Residential Real I	MACRS Re	ADR Regular	MACRS	Non - Residential Real
19018.73	11957.58	8432.84	0	0	0	0	0	0	0	0	0	0	0	0	0	0	Non-Residential Real I	MACRS Re	ADR Regular	MACRS	Non - Resi JCA 30% E
19018.73	17082.25	12046.94	0	0	0	0	0	0	0	0	0	0	0	0	0	0	Non-Residential Real I	MACRS Re	ADR Regular	MACRS	Non - Residential Real
0	0	0	0	0	0	0	0	0	0	0	0	0	0	0	0	0	7-Year Property	MACRS Re	ADR Regular	MACRS	7 - Year Pr JCA 30% E
0	0.01	0.01	0	0	0	0	0	0	0	0	0	0	0	0	0	0	7-Year Property	MACRS Re	ADR Regular	MACRS	7 - Year Property
0	0	0	0	0	0	0	0	0	0	0	0	0	0	0	0	0	7-Year Property	MACRS Re	ADR Regular	MACRS	7 - Year Pr JCA 30% E
0	0	0	0	0	0	0	0	0	0	0	0	0	0	0	0	0	7-Year Property	MACRS Re	ADR Regular	MACRS	7 - Year Property
18988.89	10423.42	10423.42	0	0	0	0	0	0	0	0	0	0	0	0	0	0	7-Year Property	MACRS Re	ADR Regular	MACRS	7 - Year Pr JCA 30% E
18988.89	14890.61	14890.61	0	0	0	0	0	0	0	0	0	0	0	0	0	0	7-Year Property	MACRS Re	ADR Regular	MACRS	7 - Year Property
108409.12	59508.17	59508.17	0	0	0	0	0	0	0	0	0	0	0	0	0	0	7-Year Property	MACRS Re	ADR Regular	MACRS	7 - Year Pr JCA 30% E
108409.12	85011.67	85011.67	0	0	0	0	0	0	0	0	0	0	0	0	0	0	7-Year Property	MACRS Re	ADR Regular	MACRS	7 - Year Property
107676.02	117421.05	117421.05	0	0	0	58315.3	58315.3	0	0	0	0	0	0	0	0	0	7-Year Property	Tax Expen	Tax Expense Retire La	MACRS	7 - Year Pr JCA 30% E
107676.02	167744.35	167744.35	0	0	0	83307.56	83307.56	0	0	0	0	0	0	0	0	0	7-Year Property	Tax Expen	Tax Expense Retire La	MACRS	7 - Year Property
1444.97	1894.42	1894.42	0	0	0	1101.25	1101.25	0	0	0	0	0	0	0	0	0	7-Year Property	Tax Expen	Tax Expense Retire La	MACRS	7 - Year Pr JCA 30% E
1444.97	2706.32	2706.32	0	0	0	1573.22	1573.22	0	0	0	0	0	0	0	0	0	7-Year Property	Tax Expen	Tax Expense Retire La	MACRS	7 - Year Property
-74467.07	0	0	0	0	0	0	0	0	0	0	0	0	0	0	0	0	20-Year Property	Tax Expen	Tax Expense Retire La	MACRS	20 - Year Property
-74467.07	0	0	0	0	0	0	0	0	0	0	0	0	0	0	0	0	20-Year Property	Tax Expen	Tax Expense Retire La	MACRS	20 - Year Property
12462.84	8723.99	8723.99	0	0	0	0	0	0	0	0	0	0	0	0	0	0	5-Year Property	MACRS Re	ADR Regular	MACRS	5 - Year Pr JCA 30% E
12462.84	12462.84	12462.84	0	0	0	0	0	0	0	0	0	0	0	0	0	0	5-Year Property	MACRS Re	ADR Regular	MACRS	5 - Year Property
0	0	0	0	0	0	0	0	0	0	0	0	0	0	0	0	0	5-Year Property	MACRS Re	ADR Regular	MACRS	5 - Year Pr JCA 30% E
0	0	0	0	0	0	0	0	0	0	0	0	0	0	0	0	0	5-Year Property	MACRS Re	ADR Regular	MACRS	5 - Year Property
0	0	0	0	0	0	0	0	0	0	0	0	0	0	0	0	0	7-Year Property	MACRS Re	ADR Regular	MACRS	7 - Year Pr JCA 30% E
0	0	0	0	0	0	0	0	0	0	0	0	0	0	0	0	0	7-Year Property	MACRS Re	ADR Regular	MACRS	7 - Year Property
335.76	314.95	314.95	0	4.63	1.98	90.02	96.63	6.61	0	0	0	0	0	0	0	0	20-Year Property	Tax Expen	Tax Expense Retire La	MACRS	20 - Year F JCA 30% E
335.76	449.93	449.93	0	6.61	2.83	128.61	138.06	9.45	0	0	0	0	0	0	0	0	20-Year Property	Tax Expen	Tax Expense Retire La	MACRS	20 - Year Property
2450.11	2298.62	2298.62	0	33.84	14.53	657.12	705.49	48.37	0	0	0	0	0	0	0	0	20-Year Property	Tax Expen	Tax Expense Retire La	MACRS	20 - Year F JCA 30% E
2450.11	3283.74	3283.74	0	48.34	20.75	938.72	1007.81	69.09	0	0	0	0	0	0	0	0	20-Year Property	Tax Expen	Tax Expense Retire La	MACRS	20 - Year Property
2212464.83	1925765.84	1925765.84	0	30555.52	13109.89	443478.43	487143.85	43665.42	0	0	0	0	0	0	0	0	20-Year Property	Tax Expen	Tax Expense Retire La	MACRS	20 - Year F JCA 30% E
2212464.83	2751094.04	2751094.04	0	43650.75	18728.42	633540.62	695919.79	62379.17	0	0	0	0	0	0	0	0	20-Year Property	Tax Expen	Tax Expense Retire La	MACRS	20 - Year Property
2106458.74	2084960.37	2084960.37	0	29091.51	12481.75	673694.01	715267.27	41573.26	0	0	0	0	0	0	0	0	20-Year Property	Tax Expen	Tax Expense Retire La	MACRS	20 - Year F JCA 30% E
2106458.74	2978514.82	2978514.82	0	41559.29	17831.08	962420	1021810.37	59390.37	0	0	0	0	0	0	0	0	20-Year Property	Tax Expen	Tax Expense Retire La	MACRS	20 - Year Property
0	0	0	0	0	0	0	0	0	0	0	0	0	0	0	0	0	20-Year Property	Tax Expen	Tax Expense Retire La	MACRS	20 - Year F JCA 30% E
0	0	0	0	0	0	0	0	0	0	0	0	0	0	0	0	0	20-Year Property	Tax Expen	Tax Expense Retire La	MACRS	20 - Year Property
463425.27	437009.09	437009.09	0	6400.2	2746.02	126527.57	135673.79	9146.22	0	0	0	0	0	0	0	0	20-Year Property	Tax Expen	Tax Expense Retire La	MACRS	20 - Year F JCA 30% E
463425.27	624298.7	624298.7	0	9143.14	3922.89	180753.67	193819.7	13066.03	0	0	0	0	0	0	0	0	20-Year Property	Tax Expen	Tax Expense Retire La	MACRS	20 - Year Property
283552.69	267389.57	267389.57	0	3916.03	1680.18	77417.48	83013.69	5596.21	0	0	0	0	0	0	0	0	20-Year Property	Tax Expen	Tax Expense Retire La	MACRS	20 - Year F JCA 30% E
283552.69	381985.1	381985.1	0	5594.33	2400.26	110596.41	118591	7994.59	0	0	0	0	0	0	0	0	20-Year Property	Tax Expen	Tax Expense Retire La	MACRS	20 - Year Property
246060.63	232034.63	232034.63	0	3398.25	1458.03	67181.14	72037.41	4856.27	0	0	0	0	0	0	0	0	20-Year Property	Tax Expen	Tax Expense Retire La	MACRS	20 - Year F JCA 30% E
246060.63	331478.04	331478.04	0	4854.64	2082.9	95973.05	102910.58	6937.53	0	0	0	0	0	0	0	0	20-Year Property	Tax Expen	Tax Expense Retire La	MACRS	20 - Year Property
13324.83	12565.28	12565.28	0	184.02	78.95	3638.04	3901.01	262.97	0	0	0	0	0	0	0	0	20-Year Property	Tax Expen	Tax Expense Retire La	MACRS	20 - Year F JCA 30% E
13324.83	17950.39	17950.39	0	262.89	112.79	5197.18	5572.86	375.68	0	0	0	0	0	0	0	0	20-Year Property	Tax Expen	Tax Expense Retire La	MACRS	20 - Year Property
11809.95	11136.74	11136.74	0	163.1	69.97	3224.45	3457.52	233.07	0	0	0	0	0	0	0	0	20-Year Property	Tax Expen	Tax Expense Retire La	MACRS	20 - Year F JCA 30% E
11809.95	15909.63	15909.63	0	233	99.96	4606.33	4939.29	332.96	0	0	0	0	0	0	0	0	20-Year Property	Tax Expen	Tax Expense Retire La	MACRS	20 - Year Property
4813.72	4539.34	4539.34	0	66.48	28.53	1314.28	1409.29	95.01	0	0	0	0	0	0	0	0	20-Year Property	Tax Expen	Tax Expense Retire La	MACRS	20 - Year F JCA 30% E
4813.72	6484.77	6484.77	0	94.97	40.75	1877.55	2013.27	135.72	0	0	0	0	0	0	0	0	20-Year Property	Tax Expen	Tax Expense Retire La	MACRS	20 - Year Property
4096.78	3863.24	3863.24	0	56.58	24.28	1118.5	1199.36	80.86	0	0	0	0	0	0	0	0	20-Year Property	Tax Expen	Tax Expense Retire La	MACRS	20 - Year F JCA 30% E
4096.78	5518.91	5518.91	0	80.82	34.69	1597.87	1713.38	115.51	0	0	0	0	0	0	0	0	20-Year Property	Tax Expen	Tax Expense Retire La	MACRS	20 - Year Property
3364.59	3172.77	3172.77	0	46.47	19.92	918.6	984.99	66.39	0	0	0	0	0	0	0	0	20-Year Property	Tax Expen	Tax Expense Retire La	MACRS	20 - Year F JCA 30% E
3364.59	4532.54	4532.54	0	66.38	28.46	1312.3	1407.14	94.84	0	0	0	0	0	0	0	0	20-Year Property	Tax Expen	Tax Expense Retire La	MACRS	20 - Year Property
949.66	895.52	895.52	0	13.12	5.62	259.26	278.01	18.75	0	0	0	0	0	0	0	0	20-Year Property	Tax Expen	Tax Expense Retire La	MACRS	20 - Year F JCA 30% E
949.66	1279.31	1279.31	0	18.75	8.04	370.39	397.17	26.78	0	0	0	0	0	0	0	0	20-Year Property	Tax Expen	Tax Expense Retire La	MACRS	20 - Year Property
29698.88	27863.08	27863.08	0	410.15	175.99	7965.67	8551.81	586.14	0	0	0	0	0	0	0	0	20-Year Property	Tax Expen	Tax Expense Retire La	MACRS	20 - Year F JCA 30% E
29698.88	39804.39	39804.39	0	585.94	251.41	11379.54	12216.88	837.34	0	0	0	0	0	0	0	0	20-Year Property	Tax Expen	Tax Expense Retire La	MACRS	20 - Year Property
27016.33	25346.33	25346.33	0	373.11	160.09	7246.18	7779.37	533.19	0	0	0	0	0	0	0	0	20-Year Property	Tax Expen	Tax Expense Retire La	MACRS	20 - Year F JCA 30% E
27016.33	36209.04	36209.04	0	533.01	228.7	10351.69	11113.39	761.7	0	0	0	0	0	0	0	0	20-Year Property	Tax Expen	Tax Expense Retire La	MACRS	20 - Year Property
2549.82	2392.21	2392.21	0	35.22	15.12	683.89	734.23	50.34	0	0	0	0	0	0	0	0	20-Year Property	Tax Expen	Tax Expense Retire La	MACRS	20 - Year F JCA 30% E
2549.82	3417.44	3417.44	0	50.31	21.61	976.98	1048.9	71.92	0	0	0	0	0	0	0	0	20-Year Property	Tax Expen	Tax Expense Retire La	MACRS	20 - Year Property
1602.82	1503.74	1503.74	0	22.13	9.5	429.89	461.52	31.63	0	0	0	0	0	0	0	0	20-Year Property	Tax Expen	Tax Expense Retire La	MACRS	20 - Year F JCA 30% E
1602.82	2148.2	2148.2	0	31.62	13.57	614.14	659.33	45.19	0	0	0	0	0	0	0	0	20-Year Property	Tax Expen	Tax Expense Retire La	MACRS	20 - Year Property
1327.19	1245.11	1245.11	0	18.33	7.85	355.95	382.14	26.19	0	0	0	0	0	0	0	0	20-Year Property	Tax Expen	Tax Expense Retire La	MACRS	20 - Year F JCA 30% E
1327.19	1778.72	1778.72	0	26.19	11.22	508.48	545.89	37.41	0	0	0	0	0	0	0	0	20-Year Property	Tax Expen	Tax Expense Retire La	MACRS	20 - Year Property
670.65	629.19	629.19	0	9.26	3.98	179.87	193.11	13.24	0	0	0	0	0	0	0	0	20-Year Property	Tax Expen	Tax Expense Retire La	MACRS	20 - Year F JCA 30% E
670.65	898.84	898.84	0	13.23	5.68	256.95	275.86	18.91	0	0	0	0	0	0	0	0	20-Year Property	Tax Expen	Tax Expense Retire La	MACRS	20 - Year Property
0	0	0	0	0	0	0	0	0	0	0	0	0	0	0	0	0	20-Year Property	Tax Expen	Tax Expense Retire La	MACRS	20 - Year F JCA 30% E
0	0	0	0	0	0	0	0	0	0	0	0	0	0	0	0	0	20-Year Property	Tax Expen	Tax Expense Retire La	MACRS	20 - Year Property
0	-0.01	-0.01	0	0	0	0	0	0	0	0	0	0	0	0	0	0	7-Year Property	MACRS Re	ADR Regular	MACRS	7 - Year Pr JCA 30% E
0	-0.01	-0.01	0	0	0	0	0	0	0	0	0	0	0	0	0	0	7-Year Property	MACRS Re	ADR Regular	MACRS	7 - Year Property
0	-0.01	-0.01	0	0	0	0	0	0	0	0	0	0	0	0	0	0	7-Year Property	MACRS Re	ADR Regular	MACRS	7 - Year Pr JCA 30% E
0	-0.01	-0.01	0	0	0	0	0	0	0	0	0	0	0	0	0	0	7-Year Property	MACRS Re	ADR Regular	MACRS	7 - Year Property
271423.89	189996.72	104741.33	0	0	0	0	0	0	0	0	0	0	0	0	0	0	Non-Residential Real I	MACRS Re	ADR Regular	MACRS	Non - Resi JCA 30% E
271423.89	271423.89	149630.61	0	0	0	0	0	0	0	0	0	0	0	0	0	0	Non-Residential Real I	MACRS Re	ADR Regular	MACRS	Non - Residential Real
9207627.18	6128729.21	6128729.21	0	22.19	71.11	296914.13	297007.43	93.3	0	0	0	0	0	0	0	0	15-Year Property	Tax Expen	Tax Expense Retire La	MACRS	15 - Year F JCA 30% E
9207627.18	8755327.45	8755327.45	0	31.7	101.58	424163.03	424296.32	133.29	0	0	0	0	0	0	0	0	15-Year Property	Tax Expen	Tax Expense Retire La	MACRS	15 - Year Property
36007.23	24231.6	24231.6	0	0.09	0.29	818.06	818.44	0.38	0	0	0	0	0	0	0	0	20-Year Property	Tax Expen	Tax Expense Retire La	MACRS	20 - Year F JCA 30% E
36007.23	34616.57	34616.57	0	0.13	0.41	1168.67	1169.21	0.54	0	0	0	0	0	0	0	0	20-Year Property	Tax Expen	Tax Expense Retire La	MACRS	20 - Year Property
1996.99	1343.91	1343.91	0	0.01	0.01	45.38	45.4	0.02	0	0	0	0	0	0	0	0	20-Year Property	Tax Expen	Tax Expense Retire La	MACRS	20 - Year F JCA 30% E
1996.99	1919.86	1919.86	0	0.01	0.02	64.83	64.86	0.03	0	0	0	0	0	0	0	0	20-Year Property	Tax Expen	Tax Expense Retire La	MACRS	20 - Year Property
934.62	628.96	628.96	0	0	0.01	21.22	21.23	0.01	0	0	0	0	0	0	0	0	20-Year Property	Tax Expen	Tax Expense Retire La	MACRS	20 - Year F JCA 30% E
934.62	898.51	898.51	0	0	0.01	30.32	30.33	0.01	0	0	0	0	0	0	0	0	20-Year Property	Tax Expen	Tax Expense Retire La	MACRS	20 - Year Property
852.24	573.52	573.52	0	0	0.01	19.36	19.37	0.01	0	0	0	0	0	0	0	0	20-Year Property	Tax Expen	Tax Expense Retire La	MACRS	20 - Year F JCA 30% E
852.24	819.31	819.31	0	0	0.01	27.66	27.67	0.01	0	0	0	0	0	0	0	0	20-Year Property	Tax Expen	Tax Expense Retire La	MACRS	20 - Year Property
708.85	477.02	477.02	0	0	0	16.1	16.1	0	0	0	0	0	0	0	0	0	20-Year Property	Tax Expen	Tax Expense Retire La	MACRS	20 - Year F JCA 30% E
708.85	681.46	681.46	0	0	0	22.99	22.99	0	0	0	0	0	0	0	0	0	20-Year Property	Tax Expen	Tax Expense Retire La	MACRS	20 - Year Property
170212.31	96425.33	96425.33	0	0.42	1.35	-14254.45	-14252.67	1.78	0	0	0	0	0	0	0	0	20-Year Property	Tax Expen	Tax Expense Retire La	MACRS	20 - Year F JCA 30% E
170212.31	137750.47	137750.47	0	0.6	1.93	-20363.47	-20360.93	2.54	0	0	0	0	0	0	0	0	20-Year Property	Tax Expen	Tax Expense Retire La	MACRS	20 - Year Property
73367.33	41562.62	41562.62	0	0.18	0.59	-6144.15	-6143.38	0.77	0	0	0	0	0	0	0	0	20-Year Property	Tax Expen	Tax Expense Retire La	MACRS	20 - Year F JCA 30% E
73367.33	59375.17	59375.17	0	0.26	0.84	-8777.35	-8776.25	1.1	0	0	0	0	0	0	0	0	20-Year Property	Tax Expen	Tax Expense Retire La	MACRS	20 - Year Property
35859.66	20314.52	20314.52	0	0.09	0.29	-3003.08	-3002.7	0.38	0	0	0	0	0	0	0	0	20-Year Property	Tax Expen	Tax Expense Retire La	MACRS	20 - Year F JCA 30% E
35859.66	29020.74	29020.74	0	0.13	0.41	-4290.1	-4289.56	0.54	0	0	0	0	0	0	0	0	20-Year Property	Tax Expen	Tax Expense Retire La	MACRS	20 - Year Property
15229.31	8627.42	8627.42	0	0.04	0.12	-1275.36	-1275.2	0.16	0	0	0	0	0	0	0	0	20-Year Property	Tax Expen	Tax Expense Retire La	MACRS	20 - Year F JCA 30% E

15229.31	12324.89	12324.89	0	0.06	0.17	-1821.93	-1821.71	0.22	0	0	0	0	0	0	0	0	20-Year Property	Tax Expen	Tax Expense Retire La	MACRS	20 - Year Property
13086	7413.24	7413.24	0	0.03	0.11	-1095.89	-1095.75	0.14	0	0	0	0	0	0	0	0	20-Year Property	Tax Expen	Tax Expense Retire La	MACRS	20 - Year F JCA 30% E
13086	10590.35	10590.35	0	0.05	0.16	-1565.53	-1565.33	0.2	0	0	0	0	0	0	0	0	20-Year Property	Tax Expen	Tax Expense Retire La	MACRS	20 - Year Property
9799.6	5551.47	5551.47	0	0.03	0.07	-820.66	-820.56	0.1	0	0	0	0	0	0	0	0	20-Year Property	Tax Expen	Tax Expense Retire La	MACRS	20 - Year F JCA 30% E
9799.6	7930.68	7930.68	0	0.04	0.1	-1172.38	-1172.24	0.14	0	0	0	0	0	0	0	0	20-Year Property	Tax Expen	Tax Expense Retire La	MACRS	20 - Year Property
3987.79	2259.11	2259.11	0	0.01	0.04	-333.94	-333.89	0.05	0	0	0	0	0	0	0	0	20-Year Property	Tax Expen	Tax Expense Retire La	MACRS	20 - Year F JCA 30% E
3987.79	3227.3	3227.3	0	0.02	0.06	-477.07	-477	0.07	0	0	0	0	0	0	0	0	20-Year Property	Tax Expen	Tax Expense Retire La	MACRS	20 - Year Property
3116.67	1765.6	1765.6	0	0.01	0.02	-260.99	-260.96	0.03	0	0	0	0	0	0	0	0	20-Year Property	Tax Expen	Tax Expense Retire La	MACRS	20 - Year F JCA 30% E
3116.67	2522.28	2522.28	0	0.01	0.03	-372.85	-372.81	0.04	0	0	0	0	0	0	0	0	20-Year Property	Tax Expen	Tax Expense Retire La	MACRS	20 - Year Property
1679.01	951.16	951.16	0	0.01	0.01	-140.6	-140.58	0.02	0	0	0	0	0	0	0	0	20-Year Property	Tax Expen	Tax Expense Retire La	MACRS	20 - Year F JCA 30% E
1679.01	1358.81	1358.81	0	0.01	0.02	-200.88	-200.85	0.03	0	0	0	0	0	0	0	0	20-Year Property	Tax Expen	Tax Expense Retire La	MACRS	20 - Year Property
140356.78	79127.39	79127.39	0	0.34	1.12	-12138.95	-12137.49	1.46	0	0	0	0	0	0	0	0	20-Year Property	Tax Expen	Tax Expense Retire La	MACRS	20 - Year F JCA 30% E
140356.78	113039.11	113039.11	0	0.49	1.6	-17341.35	-17339.26	2.09	0	0	0	0	0	0	0	0	20-Year Property	Tax Expen	Tax Expense Retire La	MACRS	20 - Year Property
0	0	0	0	0	0	0	0	0	0	0	0	0	0	0	0	0	20-Year Property	Tax Expen	Tax Expense Retire La	MACRS	20 - Year F JCA 30% E
0	0	0	0	0	0	0	0	0	0	0	0	0	0	0	0	0	20-Year Property	Tax Expen	Tax Expense Retire La	MACRS	20 - Year Property
307257.47	207298.41	207298.41	0	0.76	2.44	7505.68	7508.88	3.2	0	0	0	0	0	0	0	0	20-Year Property	Tax Expen	Tax Expense Retire La	MACRS	20 - Year F JCA 30% E
307257.47	296140.59	296140.59	0	1.09	3.48	10722.4	10726.97	4.57	0	0	0	0	0	0	0	0	20-Year Property	Tax Expen	Tax Expense Retire La	MACRS	20 - Year Property
0	0	0	0	0	0	0	0	0	0	0	0	0	0	0	0	0	20-Year Property	Tax Expen	Tax Expense Retire La	MACRS	20 - Year F JCA 30% E
0	0	0	0	0	0	0	0	0	0	0	0	0	0	0	0	0	20-Year Property	Tax Expen	Tax Expense Retire La	MACRS	20 - Year Property
18841.08	12251.13	12251.13	0	0	0	0	0	0	0	0	0	0	0	0	0	0	20-Year Property	Tax Expen	Tax Expense Retire La	MACRS	20 - Year F JCA 30% E
18841.08	17501.61	17501.61	0	0	0	0	0	0	0	0	0	0	0	0	0	0	20-Year Property	Tax Expen	Tax Expense Retire La	MACRS	20 - Year Property
546318.63	493450.51	493450.51	0	919.92	0	137295.12	138215.04	919.92	0	0	0	0	0	0	0	0	20-Year Property	Tax Expen	Tax Expense Retire La	MACRS	20 - Year F JCA 30% E
546318.63	704929.3	704929.3	0	1314.17	0	196135.86	197450.03	1314.17	0	0	0	0	0	0	0	0	20-Year Property	Tax Expen	Tax Expense Retire La	MACRS	20 - Year Property
0	0	0	0	0	0	0	0	0	0	0	0	0	0	0	0	0	20-Year Property	Tax Expen	Tax Expense Retire La	MACRS	20 - Year F JCA 30% E
0	0	0	0	0	0	0	0	0	0	0	0	0	0	0	0	0	20-Year Property	Tax Expen	Tax Expense Retire La	MACRS	20 - Year Property
12796	9152.07	9152.07	0	21.55	0	810.11	831.66	21.55	0	0	0	0	0	0	0	0	20-Year Property	Tax Expen	Tax Expense Retire La	MACRS	20 - Year F JCA 30% E
12796	13074.38	13074.38	0	30.78	0	1157.3	1188.08	30.78	0	0	0	0	0	0	0	0	20-Year Property	Tax Expen	Tax Expense Retire La	MACRS	20 - Year Property
361802.63	543011.87	543011.87	0	0	1239.67	306515.48	307755.15	1239.67	0	0	0	0	0	0	0	0	20-Year Property	Tax Expen	Tax Expense Retire La	MACRS	20 - Year F JCA 30% E
361802.63	775731.25	775731.25	0	0	1770.96	437879.28	439650.24	1770.96	0	0	0	0	0	0	0	0	20-Year Property	Tax Expen	Tax Expense Retire La	MACRS	20 - Year Property
11386.7	7404.02	7404.02	0	0	0	0	0	0	0	0	0	0	0	0	0	0	20-Year Property	Tax Expen	Tax Expense Retire La	MACRS	20 - Year F JCA 30% E
11386.7	10577.18	10577.18	0	0	0	0	0	0	0	0	0	0	0	0	0	0	20-Year Property	Tax Expen	Tax Expense Retire La	MACRS	20 - Year Property
0	0	0	0	0	0	0	0	0	0	0	0	0	0	0	0	0	5-Year Property	MACRS Re	ADR Regular	MACRS	5 - Year Pr JCA 30% E
0	0	0	0	0	0	0	0	0	0	0	0	0	0	0	0	0	5-Year Property	MACRS Re	ADR Regular	MACRS	5 - Year Property
1795.18	7089.73	7089.73	0	0	0	5906.18	5906.18	0	0	0	0	0	0	0	0	0	7-Year Property	MACRS Re	ADR Regular	MACRS	7 - Year Pr JCA 30% E
1795.18	10128.19	10128.19	0	0	0	8437.4	8437.4	0	0	0	0	0	0	0	0	0	7-Year Property	MACRS Re	ADR Regular	MACRS	7 - Year Property
0.54	0.36	0.36	0	0	0	0	0	0	0	0	0	0	0	0	0	0	7-Year Property	MACRS Re	ADR Regular	MACRS	7 - Year Pr JCA 30% E
0.54	0.51	0.51	0	0	0	0	0	0	0	0	0	0	0	0	0	0	7-Year Property	MACRS Re	ADR Regular	MACRS	7 - Year Property
1720	0	0	0	0	0	0	0	0	0	0	0	0	0	0	0	0	Non-Residential Real I	MACRS Re	ADR Regular	MACRS	Non - Residential Real
1720	0	0	0	0	0	0	0	0	0	0	0	0	0	0	0	0	Non-Residential Real I	MACRS Re	ADR Regular	MACRS	Non - Residential Real
0	0	0	0	0	0	0	0	0	0	0	0	0	0	0	0	0	20-Year Property	Tax Expen	Tax Expense Retire La	MACRS	20 - Year F JCA 30% E
0	0	0	0	0	0	0	0	0	0	0	0	0	0	0	0	0	20-Year Property	Tax Expen	Tax Expense Retire La	MACRS	20 - Year Property
0	0	0	0	0	0	0	0	0	0	0	0	0	0	0	0	0	15-Year Property	Tax Expen	Tax Expense Retire La	MACRS	15 - Year F JCA 30% E
0	0	0	0	0	0	0	0	0	0	0	0	0	0	0	0	0	15-Year Property	Tax Expen	Tax Expense Retire La	MACRS	15 - Year Property
0	0	0	0	0	0	0	0	0	0	0	0	0	0	0	0	0	15-Year Property	Tax Expen	Tax Expense Retire La	MACRS	15 - Year F JCA 30% E
0	0	0	0	0	0	0	0	0	0	0	0	0	0	0	0	0	15-Year Property	Tax Expen	Tax Expense Retire La	MACRS	15 - Year Property
0	0	0	0	0	0	0	0	0	0	0	0	0	0	0	0	0	15-Year Property	Tax Expen	Tax Expense Retire La	MACRS	15 - Year F JCA 30% E
0	0	0	0	0	0	0	0	0	0	0	0	0	0	0	0	0	15-Year Property	Tax Expen	Tax Expense Retire La	MACRS	15 - Year Property
0	0	0	0	0	0	0	0	0	0	0	0	0	0	0	0	0	15-Year Property	Tax Expen	Tax Expense Retire La	MACRS	15 - Year F JCA 30% E
0	0	0	0	0	0	0	0	0	0	0	0	0	0	0	0	0	15-Year Property	Tax Expen	Tax Expense Retire La	MACRS	15 - Year Property
0	0	0	0	0	0	0	0	0	0	0	0	0	0	0	0	0	15-Year Property	Tax Expen	Tax Expense Retire La	MACRS	15 - Year F JCA 30% E
0	0	0	0	0	0	0	0	0	0	0	0	0	0	0	0	0	15-Year Property	Tax Expen	Tax Expense Retire La	MACRS	15 - Year Property
0	0	0	0	0	0	0	0	0	0	0	0	0	0	0	0	0	15-Year Property	Tax Expen	Tax Expense Retire La	MACRS	15 - Year F JCA 30% E
0	0	0	0	0	0	0	0	0	0	0	0	0	0	0	0	0	15-Year Property	Tax Expen	Tax Expense Retire La	MACRS	15 - Year Property
0	0	0	0	0	0	0	0	0	0	0	0	0	0	0	0	0	15-Year Property	Tax Expen	Tax Expense Retire La	MACRS	15 - Year F JCA 30% E
0	0	0	0	0	0	0	0	0	0	0	0	0	0	0	0	0	15-Year Property	Tax Expen	Tax Expense Retire La	MACRS	15 - Year Property
0	0	0	0	0	0	0	0	0	0	0	0	0	0	0	0	0	15-Year Property	Tax Expen	Tax Expense Retire La	MACRS	15 - Year F JCA 30% E
0	0	0	0	0	0	0	0	0	0	0	0	0	0	0	0	0	15-Year Property	Tax Expen	Tax Expense Retire La	MACRS	15 - Year Property
363071.01	546255.52	546255.52	0	71934.28	842.98	247338.31	320115.57	72777.26	0	0	0	0	0	0	0	0	15-Year Property	Tax Expen	Tax Expense Retire La	MACRS	15 - Year F JCA 30% E
363071.01	780365.03	780365.03	0	102763.3	1204.26	353340.45	457307.96	103967.5	0	0	0	0	0	0	0	0	15-Year Property	Tax Expen	Tax Expense Retire La	MACRS	15 - Year Property
0	0	0	0	0	0	0	0	0	0	0	0	0	0	0	0	0	15-Year Property	Tax Expen	Tax Expense Retire La	MACRS	15 - Year F JCA 30% E
0	0	0	0	0	0	0	0	0	0	0	0	0	0	0	0	0	15-Year Property	Tax Expen	Tax Expense Retire La	MACRS	15 - Year Property
0	0	0	0	0	0	0	0	0	0	0	0	0	0	0	0	0	15-Year Property	Tax Expen	Tax Expense Retire La	MACRS	15 - Year F JCA 30% E
0	0	0	0	0	0	0	0	0	0	0	0	0	0	0	0	0	15-Year Property	Tax Expen	Tax Expense Retire La	MACRS	15 - Year Property
0	0	0	0	0	0	0	0	0	0	0	0	0	0	0	0	0	15-Year Property	Tax Expen	Tax Expense Retire La	MACRS	15 - Year F JCA 30% E
0	0	0	0	0	0	0	0	0	0	0	0	0	0	0	0	0	15-Year Property	Tax Expen	Tax Expense Retire La	MACRS	15 - Year Property
0	0	0	0	0	0	0	0	0	0	0	0	0	0	0	0	0	15-Year Property	Tax Expen	Tax Expense Retire La	MACRS	15 - Year F JCA 30% E
0	0	0	0	0	0	0	0	0	0	0	0	0	0	0	0	0	15-Year Property	Tax Expen	Tax Expense Retire La	MACRS	15 - Year Property
680759.85	1504153.8	1504153.8	0	174333.8	2042.98	779723.49	956100.26	176376.8	0	0	0	0	0	0	0	0	15-Year Property	Tax Expen	Tax Expense Retire La	MACRS	15 - Year F JCA 30% E
680759.85	2148791.15	2148791.15	0	249048.3	2918.54	1113890.7	1365857.52	251966.8	0	0	0	0	0	0	0	0	15-Year Property	Tax Expen	Tax Expense Retire La	MACRS	15 - Year Property
0	0	0	0	0	0	0	0	0	0	0	0	0	0	0	0	0	15-Year Property	Tax Expen	Tax Expense Retire La	MACRS	15 - Year F JCA 30% E
0	0	0	0	0	0	0	0	0	0	0	0	0	0	0	0	0	15-Year Property	Tax Expen	Tax Expense Retire La	MACRS	15 - Year Property
48469.86	76343.39	76343.39	0	9319	109.21	37618.95	47047.16	9428.21	0	0	0	0	0	0	0	0	15-Year Property	Tax Expen	Tax Expense Retire La	MACRS	15 - Year F JCA 30% E
48469.86	109061.98	109061.98	0	13312.87	156.01	53741.34	67210.22	13468.88	0	0	0	0	0	0	0	0	15-Year Property	Tax Expen	Tax Expense Retire La	MACRS	15 - Year Property
0	0	0	0	0	0	0	0	0	0	0	0	0	0	0	0	0	15-Year Property	Tax Expen	Tax Expense Retire La	MACRS	15 - Year F JCA 30% E
0	0	0	0	0	0	0	0	0	0	0	0	0	0	0	0	0	15-Year Property	Tax Expen	Tax Expense Retire La	MACRS	15 - Year Property
0	0	0	0	0	0	0	0	0	0	0	0	0	0	0	0	0	15-Year Property	Tax Expen	Tax Expense Retire La	MACRS	15 - Year F JCA 30% E
0	0	0	0	0	0	0	0	0	0	0	0	0	0	0	0	0	15-Year Property	Tax Expen	Tax Expense Retire La	MACRS	15 - Year Property
0	0	0	0	0	0	0	0	0	0	0	0	0	0	0	0	0	15-Year Property	Tax Expen	Tax Expense Retire La	MACRS	15 - Year F JCA 30% E
0	0	0	0	0	0	0	0	0	0	0	0	0	0	0	0	0	15-Year Property	Tax Expen	Tax Expense Retire La	MACRS	15 - Year Property
0	0	0	0	0	0	0	0	0	0	0	0	0	0	0	0	0	15-Year Property	Tax Expen	Tax Expense Retire La	MACRS	15 - Year F JCA 30% E
60452.28	39888.5	39888.5	0	0	0	524.53	524.53	0	0	0	0	0	0	0	0	0	15-Year Property	Tax Expen	Tax Expense Retire La	MACRS	15 - Year F JCA 30% E
60452.28	56983.57	56983.57	0	0	0	749.32	749.32	0	0	0	0	0	0	0	0	0	15-Year Property	Tax Expen	Tax Expense Retire La	MACRS	15 - Year Property
0	0	0	0	0	0	0	0	0	0	0	0	0	0	0	0	0	15-Year Property	Tax Expen	Tax Expense Retire La	MACRS	15 - Year F JCA 30% E
0	0	0	0	0	0	0	0	0	0	0	0	0	0	0	0	0	15-Year Property	Tax Expen	Tax Expense Retire La	MACRS	15 - Year Property
132297.58	86474.65	86474.65	0	0	0	0	0	0	0	0	0	0	0	0	0	0	15-Year Property	Tax Expen	Tax Expense Retire La	MACRS	15 - Year F JCA 30% E
132297.58	123535.21	123535.21	0	0	0	0	0	0	0	0	0	0	0	0	0	0	15-Year Property	Tax Expen	Tax Expense Retire La	MACRS	15 - Year Property
0	0	0	0	0	0	0	0	0	0	0	0	0	0	0	0	0	15-Year Property	Tax Expen	Tax Expense Retire La	MACRS	15 - Year F JCA 30% E
0	0	0	0	0	0	0	0	0	0	0	0	0	0	0	0	0	15-Year Property	Tax Expen	Tax Expense Retire La	MACRS	15 - Year Property
0	-0.16	-0.16	0	0	0	0	0	0	0	0	0	0	0	0	0	0	15-Year Property	Tax Expen	Tax Expense Retire La	MACRS	15 - Year F JCA 30% E
0	-0.23	-0.23	0	0	0	0	0	0	0	0	0	0	0	0	0	0	15-Year Property	Tax Expen	Tax Expense Retire La	MACRS	15 - Year Property
0	0	0	0	0	0	0	0	0	0	0	0	0	0	0	0	0	15-Year Property	Tax Expen	Tax Expense Retire La	MACRS	15 - Year F JCA 30% E
0	0	0	0	0	0	0	0	0	0	0	0	0	0	0	0	0	15-Year Property	Tax Expen	Tax Expense Retire La	MACRS	15 - Year Property
0	0	0	0	0	0	0	0	0	0	0	0	0	0	0	0	0	15-Year Property	Tax Expen	Tax Expense Retire La	MACRS	15 - Year F JCA 30% E

0	0	0	0	0	0	0	0	0	0	0	0	0	0	0	0	0	15-Year Property	Tax Expen:	Tax Expense Retire La	MACRS 15 - Year Property
0	0	0	0	0	0	0	0	0	0	0	0	0	0	0	0	0	20-Year Property	Tax Expen:	Tax Expense Retire La	MACRS 20 - Year F JCA 30% E
0	0	0	0	0	0	0	0	0	0	0	0	0	0	0	0	0	20-Year Property	Tax Expen:	Tax Expense Retire La	MACRS 20 - Year Property
0	-0.33	-0.33	0	0	0	0	0	0	0	0	0	0	0	0	0	0	20-Year Property	Tax Expen:	Tax Expense Retire La	MACRS 20 - Year F JCA 30% E
0	-0.48	-0.48	0	0	0	0	0	0	0	0	0	0	0	0	0	0	20-Year Property	Tax Expen:	Tax Expense Retire La	MACRS 20 - Year Property
0	0	0	0	0	0	0	0	0	0	0	0	0	0	0	0	0	20-Year Property	Tax Expen:	Tax Expense Retire La	MACRS 20 - Year F JCA 30% E
0	0	0	0	0	0	0	0	0	0	0	0	0	0	0	0	0	20-Year Property	Tax Expen:	Tax Expense Retire La	MACRS 20 - Year Property
84864.4	55063.79	55063.79	0	0	0	0	0	0	0	0	0	0	0	0	0	0	20-Year Property	Tax Expen:	Tax Expense Retire La	MACRS 20 - Year F JCA 30% E
84864.4	78662.55	78662.55	0	0	0	0	0	0	0	0	0	0	0	0	0	0	20-Year Property	Tax Expen:	Tax Expense Retire La	MACRS 20 - Year Property
0	0	0	0	0	0	0	0	0	0	0	0	0	0	0	0	0	20-Year Property	Tax Expen:	Tax Expense Retire La	MACRS 20 - Year F JCA 30% E
0	0	0

0	0	0	0	0	0	0	0	0	0	0	0	0	0	0	0	0	7-Year Property	MACRS Re	ADR Regular	MACRS	7 - Year Property
5559.13	3620.66	3620.66	0	0	0	0	0	0	0	0	0	0	0	0	0	0	7-Year Property	MACRS Re	ADR Regular	MACRS	7 - Year Pr JCA 30% E
5559.13	5172.37	5172.37	0	0	0	0	0	0	0	0	0	0	0	0	0	0	7-Year Property	MACRS Re	ADR Regular	MACRS	7 - Year Property
0	-0.01	-0.01	0	0	0	0	0	0	0	0	0	0	0	0	0	0	7-Year Property	MACRS Re	ADR Regular	MACRS	7 - Year Pr JCA 30% E
0	-0.01	-0.01	0	0	0	0	0	0	0	0	0	0	0	0	0	0	7-Year Property	MACRS Re	ADR Regular	MACRS	7 - Year Property
0	0	0	0	0	0	0	0	0	0	0	0	0	0	0	0	0	7-Year Property	MACRS Re	ADR Regular	MACRS	7 - Year Pr JCA 30% E
0	0	0	0	0	0	0	0	0	0	0	0	0	0	0	0	0	7-Year Property	MACRS Re	ADR Regular	MACRS	7 - Year Property
0	0	0	0	0	0	0	0	0	0	0	0	0	0	0	0	0	7-Year Property	MACRS Re	ADR Regular	MACRS	7 - Year Pr JCA 30% E
0	0	0	0	0	0	0	0	0	0	0	0	0	0	0	0	0	7-Year Property	MACRS Re	ADR Regular	MACRS	7 - Year Property
0	-0.01	-0.01	0	0	0	0	0	0	0	0	0	0	0	0	0	0	5-Year Property	MACRS Re	ADR Regular	MACRS	5 - Year Pr JCA 30% E
0	-0.02	-0.02	0	0	0	0	0	0	0	0	0	0	0	0	0	0	5-Year Property	MACRS Re	ADR Regular	MACRS	5 - Year Property
0	0	0	0	0	0	0	0	0	0	0	0	0	0	0	0	0	Non-Residential Real I	MACRS Re	ADR Regular	MACRS	Non - Residential Real
0	0	0	0	0	0	0	0	0	0	0	0	0	0	0	0	0	Non-Residential Real I	MACRS Re	ADR Regular	MACRS	Non - Residential Real
0.01	0.01	0	0	0	0	0	0	0	0	0	0	0	0	0	0	0	Non-Residential Real I	MACRS Re	ADR Regular	MACRS	Non - Residential Real
0.01	0.01	0	0	0	0	0	0	0	0	0	0	0	0	0	0	0	Non-Residential Real I	MACRS Re	ADR Regular	MACRS	Non - Residential Real
0	0	0	0	0	0	0	0	0	0	0	0	0	0	0	0	0	Non-Residential Real I	MACRS Re	ADR Regular	MACRS	Non - Residential Real
0	0	0	0	0	0	0	0	0	0	0	0	0	0	0	0	0	Non-Residential Real I	MACRS Re	ADR Regular	MACRS	Non - Residential Real
41388.04	37289.05	19320.94	0	0	0	0	0	0	0	0	0	0	0	0	0	0	Non-Residential Real I	MACRS Re	ADR Regular	MACRS	Non - Residential Real
41388.04	37289.05	19320.94	0	0	0	0	0	0	0	0	0	0	0	0	0	0	Non-Residential Real I	MACRS Re	ADR Regular	MACRS	Non - Residential Real
170611.63	153714.62	78989.33	0	0	0	0	0	0	0	0	0	0	0	0	0	0	Non-Residential Real I	MACRS Re	ADR Regular	MACRS	Non - Residential Real
170611.63	153714.62	78989.33	0	0	0	0	0	0	0	0	0	0	0	0	0	0	Non-Residential Real I	MACRS Re	ADR Regular	MACRS	Non - Residential Real
0	0	0	0	0	0	0	0	0	0	0	0	0	0	0	0	0	Non-Residential Real I	MACRS Re	ADR Regular	MACRS	Non - Residential Real
0	0	0	0	0	0	0	0	0	0	0	0	0	0	0	0	0	Non-Residential Real I	MACRS Re	ADR Regular	MACRS	Non - Residential Real
0	0	0	0	0	0	0	0	0	0	0	0	0	0	0	0	0	Non-Residential Real I	MACRS Re	ADR Regular	MACRS	Non - Residential Real
0	0	0	0	0	0	0	0	0	0	0	0	0	0	0	0	0	Non-Residential Real I	MACRS Re	ADR Regular	MACRS	Non - Residential Real
0	0	0	0	0	0	0	0	0	0	0	0	0	0	0	0	0	Non-Residential Real I	MACRS Re	ADR Regular	MACRS	Non - Residential Real
0	0	0	0	0	0	0	0	0	0	0	0	0	0	0	0	0	Non-Residential Real I	MACRS Re	ADR Regular	MACRS	Non - Residential Real
0	0	0	0	0	0	0	0	0	0	0	0	0	0	0	0	0	Non-Residential Real I	MACRS Re	ADR Regular	MACRS	Non - Residential Real
9704.34	8743.24	4642.35	0	0	0	0	0	0	0	0	0	0	0	0	0	0	Non-Residential Real I	MACRS Re	ADR Regular	MACRS	Non - Residential Real
9704.34	8743.24	4642.35	0	0	0	0	0	0	0	0	0	0	0	0	0	0	Non-Residential Real I	MACRS Re	ADR Regular	MACRS	Non - Residential Real
0	0	0	0	0	0	0	0	0	0	0	0	0	0	0	0	0	7-Year Property	MACRS Re	ADR Regular	MACRS	7 - Year Pr JCA 30% E
0	0	0	0	0	0	0	0	0	0	0	0	0	0	0	0	0	7-Year Property	MACRS Re	ADR Regular	MACRS	7 - Year Property
0	0.01	0.01	0	0	0	0	0	0	0	0	0	0	0	0	0	0	7-Year Property	MACRS Re	ADR Regular	MACRS	7 - Year Pr JCA 30% E
0	0	0	0	0	0	0	0	0	0	0	0	0	0	0	0	0	7-Year Property	MACRS Re	ADR Regular	MACRS	7 - Year Property
0	0.01	0.01	0	0	0	0	0	0	0	0	0	0	0	0	0	0	7-Year Property	MACRS Re	ADR Regular	MACRS	7 - Year Pr JCA 30% E
0	0	0	0	0	0	0	0	0	0	0	0	0	0	0	0	0	7-Year Property	MACRS Re	ADR Regular	MACRS	7 - Year Property
0	19732.69	19732.69	0	0	0	19732.7	19732.7	0	0	0	0	0	0	0	0	0	7-Year Property	MACRS Re	ADR Regular	MACRS	7 - Year Pr JCA 30% E
0	28189.57	28189.57	0	0	0	28189.57	28189.57	0	0	0	0	0	0	0	0	0	7-Year Property	MACRS Re	ADR Regular	MACRS	7 - Year Property
0	0.01	0.01	0	0	0	0	0	0	0	0	0	0	0	0	0	0	7-Year Property	MACRS Re	ADR Regular	MACRS	7 - Year Pr JCA 30% E
0	0	0	0	0	0	0	0	0	0	0	0	0	0	0	0	0	7-Year Property	MACRS Re	ADR Regular	MACRS	7 - Year Property
0	0	0	0	0	0	0	0	0	0	0	0	0	0	0	0	0	7-Year Property	MACRS Re	ADR Regular	MACRS	7 - Year Pr JCA 30% E
0	0	0	0	0	0	0	0	0	0	0	0	0	0	0	0	0	7-Year Property	MACRS Re	ADR Regular	MACRS	7 - Year Property
24624.37	25292	25292	0	9386.91	0	0	9386.91	9386.91	0	0	0	0	0	0	0	0	7-Year Property	Tax Expen	Tax Expense Retire La	MACRS	7 - Year Pr JCA 30% E
24624.37	36131.43	36131.43	0	13409.87	0	0	13409.87	13409.87	0	0	0	0	0	0	0	0	7-Year Property	Tax Expen	Tax Expense Retire La	MACRS	7 - Year Property
0	0	0	0	0	0	0	0	0	0	0	0	0	0	0	0	0	7-Year Property	Tax Expen	Tax Expense Retire La	MACRS	7 - Year Pr JCA 30% E
0	0	0	0	0	0	0	0	0	0	0	0	0	0	0	0	0	7-Year Property	Tax Expen	Tax Expense Retire La	MACRS	7 - Year Property
0	0	0	0	0	0	0	0	0	0	0	0	0	0	0	0	0	5-Year Property	MACRS Re	ADR Regular	MACRS	5 - Year Pr JCA 30% E
0	0	0	0	0	0	0	0	0	0	0	0	0	0	0	0	0	5-Year Property	MACRS Re	ADR Regular	MACRS	5 - Year Property
0	0.01	0.01	0	0	0	0	0	0	0	0	0	0	0	0	0	0	5-Year Property	MACRS Re	ADR Regular	MACRS	5 - Year Pr JCA 30% E
0	0	0	0	0	0	0	0	0	0	0	0	0	0	0	0	0	5-Year Property	MACRS Re	ADR Regular	MACRS	5 - Year Property
0	0	0	0	0	0	0	0	0	0	0	0	0	0	0	0	0	5-Year Property	MACRS Re	ADR Regular	MACRS	5 - Year Pr JCA 30% E
0	0	0	0	0	0	0	0	0	0	0	0	0	0	0	0	0	5-Year Property	MACRS Re	ADR Regular	MACRS	5 - Year Property
0	0	0	0	0	0	0	0	0	0	0	0	0	0	0	0	0	3-Year Property	MACRS Re	ADR Regular	MACRS	3 - Year Pr JCA 30% E
0	0.01	0.01	0	0	0	0	0	0	0	0	0	0	0	0	0	0	3-Year Property	MACRS Re	ADR Regular	MACRS	3 - Year Property
0	0.01	0.01	0	0	0	0	0	0	0	0	0	0	0	0	0	0	3-Year Property	MACRS Re	ADR Regular	MACRS	3 - Year Pr JCA 30% E
0	0	0	0	0	0	0	0	0	0	0	0	0	0	0	0	0	3-Year Property	MACRS Re	ADR Regular	MACRS	3 - Year Property
0	0	0	0	0	0	0	0	0	0	0	0	0	0	0	0	0	7-Year Property	MACRS Re	ADR Regular	MACRS	7 - Year Pr JCA 30% E
0	0	0	0	0	0	0	0	0	0	0	0	0	0	0	0	0	7-Year Property	MACRS Re	ADR Regular	MACRS	7 - Year Property
0	0	0	0	0	0	0	0	0	0	0	0	0	0	0	0	0	7-Year Property	MACRS Re	ADR Regular	MACRS	7 - Year Pr JCA 30% E
0	0	0	0	0	0	0	0	0	0	0	0	0	0	0	0	0	7-Year Property	MACRS Re	ADR Regular	MACRS	7 - Year Property
0	-0.01	0	0	0	0	0	0	0	0	0	0	0	0	0	0	0	7-Year Property	MACRS Re	ADR Regular	MACRS	7 - Year Pr JCA 30% E
0	0	0	0	0	0	0	0	0	0	0	0	0	0	0	0	0	7-Year Property	MACRS Re	ADR Regular	MACRS	7 - Year Property
97676.09	95172.01	49477.46	0	0	0	0	0	0	0	0	0	0	0	0	0	0	Non-Residential Real I	MACRS Re	ADR Regular	MACRS	Non - Residential Real
97676.09	95172.01	49477.46	0	0	0	0	0	0	0	0	0	0	0	0	0	0	Non-Residential Real I	MACRS Re	ADR Regular	MACRS	Non - Residential Real
0	0.01	0.01	0	0	0	0	0	0	0	0	0	0	0	0	0	0	7-Year Property	MACRS Re	ADR Regular	MACRS	7 - Year Pr JCA 30% E
0	0	0	0	0	0	0	0	0	0	0	0	0	0	0	0	0	7-Year Property	MACRS Re	ADR Regular	MACRS	7 - Year Property
135438.41	100413.65	100413.65	0	4847.48	18.96	1775.85	6642.3	4866.45	0	0	0	0	0	0	0	0	15-Year Property	Tax Expen	Tax Expense Retire La	MACRS	15 - Year F JCA 30% E
135438.41	143448.07	143448.07	0	6924.98	27.09	2536.91	9488.98	6952.07	0	0	0	0	0	0	0	0	15-Year Property	Tax Expen	Tax Expense Retire La	MACRS	15 - Year Property
65584.09	48623.83	48623.83	0	2347.32	9.17	859.92	3216.42	2356.5	0	0	0	0	0	0	0	0	15-Year Property	Tax Expen	Tax Expense Retire La	MACRS	15 - Year F JCA 30% E
65584.09	69462.62	69462.62	0	3353.32	13.11	1228.44	4594.86	3366.42	0	0	0	0	0	0	0	0	15-Year Property	Tax Expen	Tax Expense Retire La	MACRS	15 - Year Property
34390.36	25496.88	25496.88	0	1230.87	4.82	450.88	1686.57	1235.69	0	0	0	0	0	0	0	0	15-Year Property	Tax Expen	Tax Expense Retire La	MACRS	15 - Year F JCA 30% E
34390.36	36424.12	36424.12	0	1758.38	6.88	644.12	2409.39	1765.27	0	0	0	0	0	0	0	0	15-Year Property	Tax Expen	Tax Expense Retire La	MACRS	15 - Year Property
18919.61	14026.93	14026.93	0	677.14	2.65	248.07	927.86	679.79	0	0	0	0	0	0	0	0	15-Year Property	Tax Expen	Tax Expense Retire La	MACRS	15 - Year F JCA 30% E
18919.61	20038.47	20038.47	0	967.35	3.79	354.38	1325.51	971.13	0	0	0	0	0	0	0	0	15-Year Property	Tax Expen	Tax Expense Retire La	MACRS	15 - Year Property
14491.52	10743.97	10743.97	0	518.66	2.02	190.03	710.71	520.68	0	0	0	0	0	0	0	0	15-Year Property	Tax Expen	Tax Expense Retire La	MACRS	15 - Year F JCA 30% E
14491.52	15348.53	15348.53	0	740.94	2.89	271.47	1015.3	743.83	0	0	0	0	0	0	0	0	15-Year Property	Tax Expen	Tax Expense Retire La	MACRS	15 - Year Property
10282.85	7623.65	7623.65	0	368.03	1.43	134.8	504.27	369.47	0	0	0	0	0	0	0	0	15-Year Property	Tax Expen	Tax Expense Retire La	MACRS	15 - Year F JCA 30% E
10282.85	10890.93	10890.93	0	525.76	2.05	192.6	720.41	527.81	0	0	0	0	0	0	0	0	15-Year Property	Tax Expen	Tax Expense Retire La	MACRS	15 - Year Property
2313.99	1715.58	1715.58	0	82.83	0.32	30.32	113.47	83.15	0	0	0	0	0	0	0	0	15-Year Property	Tax Expen	Tax Expense Retire La	MACRS	15 - Year F JCA 30% E
2313.99	2450.83	2450.83	0	118.32	0.45	43.33	162.11	118.78	0	0	0	0	0	0	0	0	15-Year Property	Tax Expen	Tax Expense Retire La	MACRS	15 - Year Property
44.19	32.76	32.76	0	1.59	0.01	0.57	2.16	1.59	0	0	0	0	0	0	0	0	15-Year Property	Tax Expen	Tax Expense Retire La	MACRS	15 - Year F JCA 30% E
44.19	46.79	46.79	0	2.27	0.01	0.81	3.09	2.28	0	0	0	0	0	0	0	0	15-Year Property	Tax Expen	Tax Expense Retire La	MACRS	15 - Year Property
762.41	565.21	565.21	0	27.27	0.1	9.98	37.35	27.37	0	0	0	0	0	0	0	0	15-Year Property	Tax Expen	Tax Expense Retire La	MACRS	15 - Year F JCA 30% E
762.41	807.44	807.44	0	38.96	0.14	14.26	53.36	39.1	0	0	0	0	0	0	0	0	15-Year Property	Tax Expen	Tax Expense Retire La	MACRS	15 - Year Property
0.79	0.58	0.58	0	0.02	0	0.02	0.04	0.02	0	0	0	0	0	0	0	0	15-Year Property	Tax Expen	Tax Expense Retire La	MACRS	15 - Year F JCA 30% E
0.79	0.83	0.83	0	0.03	0	0.02	0.05	0.03	0	0	0	0	0	0	0	0	15-Year Property	Tax Expen	Tax Expense Retire La	MACRS	15 - Year Property
202.44	150.05	150.05	0	7.25	0.02	2.62	9.89	7.27	0	0	0	0	0	0	0	0	15-Year Property	Tax Expen	Tax Expense Retire La	MACRS	15 - Year F JCA 30% E
202.44	214.36	214.36	0	10.36	0.03	3.75	14.14	10.39	0	0	0	0	0	0	0	0	15-Year Property	Tax Expen	Tax Expense Retire La	MACRS	15 - Year Property
2615541.66	1962436.27	1962436.27	0	94346.36	369.15	42653.95	137369.46	94715.51	0	0	0	0	0	0	0	0	15-Year Property	Tax Expen	Tax Expense Retire La	MACRS	15 - Year F JCA 30% E
2615541.66	2803480.38	2803480.38	0	134780.5	527.36	60934.2	196242.07	135307.9	0	0	0	0	0	0	0	0	15-Year Property	Tax Expen	Tax Expense Retire La	MACRS	15 - Year Property
2485386.88	1848734.19	1848734.19	0	89232.09	349.14	33018.49	122599.72	89581.23	0	0	0	0	0	0	0	0	15-Year Property	Tax Expen	Tax Expense Retire La	MACRS	15 - Year F JCA 30% E

2485386.88	2641048.85	2641048.85	0	127474.4	498.77	47169.29	175142.47	127973.2	0	0	0	0	0	0	0	0	15-Year Property	Tax Expen:	Tax Expense Retire La	MACRS	15 - Year Property
87.75	65.05	65.05	0	3.15	0.01	1.13	4.28	3.15	0	0	0	0	0	0	0	0	15-Year Property	Tax Expen:	Tax Expense Retire La	MACRS	15 - Year F JCA 30% E
87.75	92.92	92.92	0	4.49	0.01	1.62	6.12	4.5	0	0	0	0	0	0	0	0	15-Year Property	Tax Expen:	Tax Expense Retire La	MACRS	15 - Year Property
126886.8	88755.64	88755.64	0	0	0	0	0	0	0	0	0	0	0	0	0	0	15-Year Property	Tax Expen:	Tax Expense Retire La	MACRS	15 - Year F JCA 30% E
126886.8	126793.77	126793.77	0	0	0	0	0	0	0	0	0	0	0	0	0	0	15-Year Property	Tax Expen:	Tax Expense Retire La	MACRS	15 - Year Property
42492.52	29744.76	29744.76	0	0	0	0	0	0	0	0	0	0	0	0	0	0	15-Year Property	Tax Expen:	Tax Expense Retire La	MACRS	15 - Year F JCA 30% E
42492.52	42492.52	42492.52	0	0	0	0	0	0	0	0	0	0	0	0	0	0	15-Year Property	Tax Expen:	Tax Expense Retire La	MACRS	15 - Year Property
24393.48	17075.44	17075.44	0	0	0	0	0	0	0	0	0	0	0	0	0	0	20-Year Property	Tax Expen:	Tax Expense Retire La	MACRS	20 - Year F JCA 30% E
24393.48	24393.48	24393.48	0	0	0	0	0	0	0	0	0	0	0	0	0	0	20-Year Property	Tax Expen:	Tax Expense Retire La	MACRS	20 - Year Property
815942.47	640729.44	640729.44	0	21490.26	0	56076.38	77566.64	21490.26	0	0	0	0	0	0	0	0	20-Year Property	Tax Expen:	Tax Expense Retire La	MACRS	20 - Year F JCA 30% E
815942.47	915327.78	915327.78	0	30700.37	0	80109.1	110809.47	30700.37	0	0	0	0	0	0	0	0	20-Year Property	Tax Expen:	Tax Expense Retire La	MACRS	20 - Year Property
20028.08	87410.46	87410.46	0	515.94	0	73374.14	73890.08	515.94	0	0	0	0	0	0	0	0	20-Year Property	Tax Expen:	Tax Expense Retire La	MACRS	20 - Year F JCA 30% E
20028.08	124872.08	124872.08	0	737.06	0	104820.22	105557.28	737.06	0	0	0	0	0	0	0	0	20-Year Property	Tax Expen:	Tax Expense Retire La	MACRS	20 - Year Property
0	0	0	0	0	0	0	0	0	0	0	0	0	0	0	0	0	20-Year Property	Tax Expen:	Tax Expense Retire La	MACRS	20 - Year F JCA 30% E
0	0	0	0	0	0	0	0	0	0	0	0	0	0	0	0	0	20-Year Property	Tax Expen:	Tax Expense Retire La	MACRS	20 - Year Property
2583650.27	2630727	2630727	0	0	57030.57	774544.28	831574.85	57030.57	0	0	0	0	0	0	0	0	20-Year Property	Tax Expen:	Tax Expense Retire La	MACRS	20 - Year F JCA 30% E
2583650.27	3758181.43	3758181.43	0	0	81472.25	1106491.8	1187964.09	81472.25	0	0	0	0	0	0	0	0	20-Year Property	Tax Expen:	Tax Expense Retire La	MACRS	20 - Year Property
3933.06	2753.14	2753.14	0	0	0	0	0	0	0	0	0	0	0	0	0	0	20-Year Property	Tax Expen:	Tax Expense Retire La	MACRS	20 - Year F JCA 30% E
3933.06	3933.06	3933.06	0	0	0	0	0	0	0	0	0	0	0	0	0	0	20-Year Property	Tax Expen:	Tax Expense Retire La	MACRS	20 - Year Property
0	12075.57	12075.57	0	0	0	12075.57	12075.57	0	0	0	0	0	0	0	0	0	5-Year Property	MACRS Re	ADR Regular	MACRS	5 - Year Pr JCA 30% E
0	17250.82	17250.82	0	0	0	17250.82	17250.82	0	0	0	0	0	0	0	0	0	5-Year Property	MACRS Re	ADR Regular	MACRS	5 - Year Property
0	0	0	0	0	0	0	0	0	0	0	0	0	0	0	0	0	7-Year Property	MACRS Re	ADR Regular	MACRS	7 - Year Pr JCA 30% E
0	0	0	0	0	0	0	0	0	0	0	0	0	0	0	0	0	7-Year Property	MACRS Re	ADR Regular	MACRS	7 - Year Property
0	31290.64	31290.64	0	0	0	31290.65	31290.65	0	0	0	0	0	0	0	0	0	7-Year Property	MACRS Re	ADR Regular	MACRS	7 - Year Pr JCA 30% E
0	44700.93	44700.93	0	0	0	44700.93	44700.93	0	0	0	0	0	0	0	0	0	7-Year Property	MACRS Re	ADR Regular	MACRS	7 - Year Property
0	0.03	0.03	0	0	0	0	0	0	0	0	0	0	0	0	0	0	7-Year Property	MACRS Re	ADR Regular	MACRS	7 - Year Pr JCA 30% E
0	0.02	0.02	0	0	0	0	0	0	0	0	0	0	0	0	0	0	7-Year Property	MACRS Re	ADR Regular	MACRS	7 - Year Property
0	71.67	71.67	0	0	0	71.66	71.66	0	0	0	0	0	0	0	0	0	7-Year Property	MACRS Re	ADR Regular	MACRS	7 - Year Pr JCA 30% E
0	102.38	102.38	0	0	0	102.38	102.38	0	0	0	0	0	0	0	0	0	7-Year Property	MACRS Re	ADR Regular	MACRS	7 - Year Property
7556.75	7556.75	3931.3	0	0	0	0	0	0	0	0	0	0	0	0	0	0	Non-Residential Real I	MACRS Re	ADR Regular	MACRS	Non - Residential Real
7556.75	7556.75	3931.3	0	0	0	0	0	0	0	0	0	0	0	0	0	0	Non-Residential Real I	MACRS Re	ADR Regular	MACRS	Non - Residential Real
0	803.15	803.15	0	0	0	803.17	803.17	0	0	0	0	0	0	0	0	0	7-Year Property	MACRS Re	ADR Regular	MACRS	7 - Year Pr JCA 30% E
0	1147.37	1147.37	0	0	0	1147.38	1147.38	0	0	0	0	0	0	0	0	0	7-Year Property	MACRS Re	ADR Regular	MACRS	7 - Year Property
17341.36	14329.97	14329.97	0	1865.63	13.81	1219.43	3098.87	1879.44	0	0	0	0	0	0	0	0	15-Year Property	Tax Expen:	Tax Expense Retire La	MACRS	15 - Year F JCA 30% E
17341.36	20471.38	20471.38	0	2665.19	19.73	1742.05	4426.96	2684.91	0	0	0	0	0	0	0	0	15-Year Property	Tax Expen:	Tax Expense Retire La	MACRS	15 - Year Property
12692.91	10488.73	10488.73	0	1365.53	10.11	892.54	2268.18	1375.64	0	0	0	0	0	0	0	0	15-Year Property	Tax Expen:	Tax Expense Retire La	MACRS	15 - Year F JCA 30% E
12692.91	14983.9	14983.9	0	1950.75	14.44	1275.07	3240.27	1965.2	0	0	0	0	0	0	0	0	15-Year Property	Tax Expen:	Tax Expense Retire La	MACRS	15 - Year Property
8331.23	6884.49	6884.49	0	896.3	6.64	585.85	1488.79	902.94	0	0	0	0	0	0	0	0	15-Year Property	Tax Expen:	Tax Expense Retire La	MACRS	15 - Year F JCA 30% E
8331.23	9834.99	9834.99	0	1280.43	9.48	836.93	2126.84	1289.91	0	0	0	0	0	0	0	0	15-Year Property	Tax Expen:	Tax Expense Retire La	MACRS	15 - Year Property
40836.87	38777.96	38777.96	0	4967.52	36.78	3869.32	8873.61	5004.29	0	0	0	0	0	0	0	0	15-Year Property	Tax Expen:	Tax Expense Retire La	MACRS	15 - Year F JCA 30% E
40836.87	55397.09	55397.09	0	7096.45	52.54	5527.58	12676.57	7148.99	0	0	0	0	0	0	0	0	15-Year Property	Tax Expen:	Tax Expense Retire La	MACRS	15 - Year Property
11491.55	10912.19	10912.19	0	1397.87	10.35	1088.83	2497.06	1408.23	0	0	0	0	0	0	0	0	15-Year Property	Tax Expen:	Tax Expense Retire La	MACRS	15 - Year F JCA 30% E
11491.55	15588.84	15588.84	0	1996.96	14.79	1555.47	3567.22	2011.75	0	0	0	0	0	0	0	0	15-Year Property	Tax Expen:	Tax Expense Retire La	MACRS	15 - Year Property
9490.27	9011.8	9011.8	0	1154.43	8.55	899.22	2062.19	1162.97	0	0	0	0	0	0	0	0	15-Year Property	Tax Expen:	Tax Expense Retire La	MACRS	15 - Year F JCA 30% E
9490.27	12874	12874	0	1649.19	12.21	1284.59	2945.98	1661.39	0	0	0	0	0	0	0	0	15-Year Property	Tax Expen:	Tax Expense Retire La	MACRS	15 - Year Property
7177.44	6815.57	6815.57	0	873.09	6.47	680.07	1559.63	879.56	0	0	0	0	0	0	0	0	15-Year Property	Tax Expen:	Tax Expense Retire La	MACRS	15 - Year F JCA 30% E
7177.44	9736.53	9736.53	0	1247.27	9.24	971.52	2228.03	1256.51	0	0	0	0	0	0	0	0	15-Year Property	Tax Expen:	Tax Expense Retire La	MACRS	15 - Year Property
3737.35	3548.92	3548.92	0	454.62	3.37	354.11	812.1	457.99	0	0	0	0	0	0	0	0	15-Year Property	Tax Expen:	Tax Expense Retire La	MACRS	15 - Year F JCA 30% E
3737.35	5069.88	5069.88	0	649.46	4.81	505.88	1160.15	654.27	0	0	0	0	0	0	0	0	15-Year Property	Tax Expen:	Tax Expense Retire La	MACRS	15 - Year Property
260.9	247.76	247.76	0	31.74	0.23	24.74	56.71	31.97	0	0	0	0	0	0	0	0	15-Year Property	Tax Expen:	Tax Expense Retire La	MACRS	15 - Year F JCA 30% E
260.9	353.94	353.94	0	45.34	0.33	35.32	80.99	45.67	0	0	0	0	0	0	0	0	15-Year Property	Tax Expen:	Tax Expense Retire La	MACRS	15 - Year Property
39.48	37.49	37.49	0	4.8	0.04	3.72	8.56	4.84	0	0	0	0	0	0	0	0	15-Year Property	Tax Expen:	Tax Expense Retire La	MACRS	15 - Year F JCA 30% E
39.48	53.55	53.55	0	6.86	0.05	5.34	12.25	6.91	0	0	0	0	0	0	0	0	15-Year Property	Tax Expen:	Tax Expense Retire La	MACRS	15 - Year Property
19.53	18.52	18.52	0	2.37	0.01	1.83	4.22	2.39	0	0	0	0	0	0	0	0	15-Year Property	Tax Expen:	Tax Expense Retire La	MACRS	15 - Year F JCA 30% E
19.53	26.45	26.45	0	3.39	0.02	2.61	6.02	3.41	0	0	0	0	0	0	0	0	15-Year Property	Tax Expen:	Tax Expense Retire La	MACRS	15 - Year Property
81.89	77.74	77.74	0	9.95	0.07	7.75	17.77	10.02	0	0	0	0	0	0	0	0	15-Year Property	Tax Expen:	Tax Expense Retire La	MACRS	15 - Year F JCA 30% E
81.89	111.06	111.06	0	14.21	0.1	11.07	25.38	14.31	0	0	0	0	0	0	0	0	15-Year Property	Tax Expen:	Tax Expense Retire La	MACRS	15 - Year Property
276846.93	228771.58	228771.58	0	29784.09	220.5	19467.58	49472.17	30004.59	0	0	0	0	0	0	0	0	15-Year Property	Tax Expen:	Tax Expense Retire La	MACRS	15 - Year F JCA 30% E
276846.93	326816.54	326816.54	0	42548.7	315.01	27810.83	70674.53	42863.7	0	0	0	0	0	0	0	0	15-Year Property	Tax Expen:	Tax Expense Retire La	MACRS	15 - Year Property
0	0	0	0	0	0	0	0	0	0	0	0	0	0	0	0	0	15-Year Property	Tax Expen:	Tax Expense Retire La	MACRS	15 - Year F JCA 30% E
0	0	0	0	0	0	0	0	0	0	0	0	0	0	0	0	0	15-Year Property	Tax Expen:	Tax Expense Retire La	MACRS	15 - Year Property
288841.82	238973.47	238973.47	0	30787.79	227.93	22616.07	53631.79	31015.72	0	0	0	0	0	0	0	0	15-Year Property	Tax Expen:	Tax Expense Retire La	MACRS	15 - Year F JCA 30% E
288841.82	341390.67	341390.67	0	43982.55	325.62	32308.7	76616.87	44308.17	0	0	0	0	0	0	0	0	15-Year Property	Tax Expen:	Tax Expense Retire La	MACRS	15 - Year Property
6798.84	4490.69	4490.69	0	0	0	0	0	0	0	0	0	0	0	0	0	0	15-Year Property	Tax Expen:	Tax Expense Retire La	MACRS	15 - Year F JCA 30% E
6798.84	6415.27	6415.27	0	0	0	0	0	0	0	0	0	0	0	0	0	0	15-Year Property	Tax Expen:	Tax Expense Retire La	MACRS	15 - Year Property
804761.66	374432.54	374432.54	0	0	0	-129685.5	-129685.47	0	0	0	0	0	0	0	0	0	15-Year Property	Tax Expen:	Tax Expense Retire La	MACRS	15 - Year F JCA 30% E
804761.66	534903.64	534903.64	0	0	0	-185265	-185264.96	0	0	0	0	0	0	0	0	0	15-Year Property	Tax Expen:	Tax Expense Retire La	MACRS	15 - Year Property
26961.97	16948.74	16948.74	0	0	0	0	0	0	0	0	0	0	0	0	0	0	20-Year Property	Tax Expen:	Tax Expense Retire La	MACRS	20 - Year F JCA 30% E
26961.97	24212.49	24212.49	0	0	0	0	0	0	0	0	0	0	0	0	0	0	20-Year Property	Tax Expen:	Tax Expense Retire La	MACRS	20 - Year Property
329813.83	224779.55	224779.55	0	115.51	0	6874.85	6990.36	115.51	0	0	0	0	0	0	0	0	20-Year Property	Tax Expen:	Tax Expense Retire La	MACRS	20 - Year F JCA 30% E
329813.83	321113.64	321113.64	0	165.01	0	9821.2	9986.21	165.01	0	0	0	0	0	0	0	0	20-Year Property	Tax Expen:	Tax Expense Retire La	MACRS	20 - Year Property
18253.11	13382.01	13382.01	0	6.52	0	1074.92	1081.44	6.52	0	0	0	0	0	0	0	0	20-Year Property	Tax Expen:	Tax Expense Retire La	MACRS	20 - Year F JCA 30% E
18253.11	19117.15	19117.15	0	9.32	0	1535.61	1544.93	9.32	0	0	0	0	0	0	0	0	20-Year Property	Tax Expen:	Tax Expense Retire La	MACRS	20 - Year Property
15551.93	65580.28	65580.28	0	5.77	0	54688.16	54693.93	5.77	0	0	0	0	0	0	0	0	20-Year Property	Tax Expen:	Tax Expense Retire La	MACRS	20 - Year F JCA 30% E
15551.93	93686.12	93686.12	0	8.24	0	78125.95	78134.19	8.24	0	0	0	0	0	0	0	0	20-Year Property	Tax Expen:	Tax Expense Retire La	MACRS	20 - Year Property
446173.53	518776.34	518776.34	0	0	1475.69	223676.7	225152.39	1475.69	0	0	0	0	0	0	0	0	20-Year Property	Tax Expen:	Tax Expense Retire La	MACRS	20 - Year F JCA 30% E
446173.53	741109.06	741109.06	0	0	2108.13	319538.16	321646.29	2108.13	0	0	0	0	0	0	0	0	20-Year Property	Tax Expen:	Tax Expense Retire La	MACRS	20 - Year Property
0	0	0	0	0	0	0	0	0	0	0	0	0	0	0	0	0	20-Year Property	Tax Expen:	Tax Expense Retire La	MACRS	20 - Year F JCA 30% E
0	0	0	0	0	0	0	0	0	0	0	0	0	0	0	0	0	20-Year Property	Tax Expen:	Tax Expense Retire La	MACRS	20 - Year Property
0	0	0	0	0	0	0	0	0	0	0	0	0	0	0	0	0	5-Year Property	MACRS Re	ADR Regular	MACRS	5 - Year Pr JCA 30% E
0	0	0	0	0	0	0	0	0	0	0	0	0	0	0	0	0	5-Year Property	MACRS Re	ADR Regular	MACRS	5 - Year Property
0	5856.18	5856.18	0	0	0	5856.18	5856.18	0	0	0	0	0	0	0	0	0	7-Year Property	MACRS Re	ADR Regular	MACRS	7 - Year Pr JCA 30% E
0	8365.98	8365.98	0	0	0	8365.97	8365.97	0	0	0	0	0	0	0	0	0	7-Year Property	MACRS Re	ADR Regular	MACRS	7 - Year Property
-24078.55	-16523.17	-16523.17	0	0	0	0	0	0	0	0	0	0	0	0	0	0	7-Year Property	MACRS Re	ADR Regular	MACRS	7 - Year Pr JCA 30% E
-24078.55	-23604.53	-23604.53	0	0	0	0	0	0	0	0	0	0	0	0	0	0	7-Year Property	MACRS Re	ADR Regular	MACRS	7 - Year Property
0	0	0	0	0	0	0	0	0	0	0	0	0	0	0	0	0	7-Year Property	MACRS Re	ADR Regular	MACRS	7 - Year Pr JCA 30% E
0	0	0	0	0	0	0	0	0	0	0	0	0	0	0	0	0	7-Year Property	MACRS Re	ADR Regular	MACRS	7 - Year Property
1278.23	846.88	846.88	0	0	0	0	0	0	0	0	0	0	0	0	0	0	7-Year Property	MACRS Re	ADR Regular	MACRS	7 - Year Pr JCA 30% E
1278.23	1209.82	1209.82	0	0	0	0	0	0	0	0	0	0	0	0	0	0	7-Year Property	MACRS Re	ADR Regular	MACRS	7 - Year Property
47320.54	47892.65	24610.64	0	0	0	0	0	0	0	0	0	0	0	0	0	0	Non-Residential Real I	MACRS Re	ADR Regular	MACRS	Non - Residential Real
47320.54	47892.65	24610.64	0	0	0	0	0	0	0	0	0	0	0	0	0	0	Non-Residential Real I	MACRS Re	ADR Regular	MACRS	Non - Residential Real
5508.67	5575.27	2960.23	0	0	0	0	0	0	0	0	0	0	0	0	0	0	Non-Residential Real I	MACRS Re	ADR Regular	MACRS	Non - Residential Real

5508.67	5575.27	2960.23	0	0	0	0	0	0	0	0	0	0	0	0	0	0	Non-Residential Real I	MACRS Re	ADR Regular	MACRS	Non - Residential Real
-4900.57	-3019.38	-3019.38	0	0	0	0	0	0	0	0	0	0	0	0	0	0	7-Year Property	MACRS Re	ADR Regular	MACRS	7 - Year Pr JCA 30% E
-4900.57	-4313.43	-4313.43	0	0	0	0	0	0	0	0	0	0	0	0	0	0	7-Year Property	MACRS Re	ADR Regular	MACRS	7 - Year Property
0	0	0	0	0	0	0	0	0	0	0	0	0	0	0	0	0	20-Year Property	Tax Expen	Tax Expense Retire La	MACRS	20 - Year F JCA 50% E
0	0	0	0	0	0	0	0	0	0	0	0	0	0	0	0	0	20-Year Property	Tax Expen	Tax Expense Retire La	MACRS	20 - Year Property
0.02	0.02	0	0	0	0	0	0	0	0	0	0	0	0	0	0	0	NON-Depreciable	MACRS Re	ADR Regular	MACRS	Class Life
0.02	0.02	0	0	0	0	0	0	0	0	0	0	0	0	0	0	0	NON-Depreciable	MACRS Re	ADR Regular	MACRS	Class Life
0	0	0	0	0	0	0	0	0	0	0	0	0	0	0	0	0	NON-Depreciable	MACRS Re	ADR Regular	MACRS	Class Life
0	0	0	0	0	0	0	0	0	0	0	0	0	0	0	0	0	NON-Depreciable	MACRS Re	ADR Regular	MACRS	Class Life
0.01	0.01	0	0	0	0	0	0	0	0	0	0	0	0	0	0	0	NON-Depreciable	MACRS Re	ADR Regular	MACRS	Class Life
0.01	0.01	0	0	0	0	0	0	0	0	0	0	0	0	0	0	0	NON-Depreciable	MACRS Re	ADR Regular	MACRS	Class Life
0	0	0	0	0	0	0	0	0	0	0	0	0	0	0	0	0	15-Year Property	Tax Expen	Tax Expense Retire La	MACRS	15 - Year F JCA 50% E
0	0	0	0	0	0	0	0	0	0	0	0	0	0	0	0	0	15-Year Property	Tax Expen	Tax Expense Retire La	MACRS	15 - Year Property
0	0	0	0	0	0	0	0	0	0	0	0	0	0	0	0	0	15-Year Property	Tax Expen	Tax Expense Retire La	MACRS	15 - Year F JCA 50% E
0	0	0	0	0	0	0	0	0	0	0	0	0	0	0	0	0	15-Year Property	Tax Expen	Tax Expense Retire La	MACRS	15 - Year Property
0	0	0	0	0	0	0	0	0	0	0	0	0	0	0	0	0	15-Year Property	Tax Expen	Tax Expense Retire La	MACRS	15 - Year F JCA 50% E
0	0	0	0	0	0	0	0	0	0	0	0	0	0	0	0	0	15-Year Property	Tax Expen	Tax Expense Retire La	MACRS	15 - Year Property
0	0	0	0	0	0	0	0	0	0	0	0	0	0	0	0	0	15-Year Property	Tax Expen	Tax Expense Retire La	MACRS	15 - Year F JCA 50% E
0	0	0	0	0	0	0	0	0	0	0	0	0	0	0	0	0	15-Year Property	Tax Expen	Tax Expense Retire La	MACRS	15 - Year Property
0	0	0	0	0	0	0	0	0	0	0	0	0	0	0	0	0	15-Year Property	Tax Expen	Tax Expense Retire La	MACRS	15 - Year F JCA 50% E
0	0	0	0	0	0	0	0	0	0	0	0	0	0	0	0	0	15-Year Property	Tax Expen	Tax Expense Retire La	MACRS	15 - Year Property
0	0	0	0	0	0	0	0	0	0	0	0	0	0	0	0	0	15-Year Property	Tax Expen	Tax Expense Retire La	MACRS	15 - Year F JCA 50% E
0	0	0	0	0	0	0	0	0	0	0	0	0	0	0	0	0	15-Year Property	Tax Expen	Tax Expense Retire La	MACRS	15 - Year Property
0	0	0	0	0	0	0	0	0	0	0	0	0	0	0	0	0	15-Year Property	Tax Expen	Tax Expense Retire La	MACRS	15 - Year F JCA 50% E
0	0	0	0	0	0	0	0	0	0	0	0	0	0	0	0	0	15-Year Property	Tax Expen	Tax Expense Retire La	MACRS	15 - Year Property
171690.08	272491.5	272491.5	0	31405.46	368.05	141988.66	173762.16	31773.5	0	0	0	0	0	0	0	0	15-Year Property	Tax Expen	Tax Expense Retire La	MACRS	15 - Year F JCA 50% E
171690.08	544983	544983	0	62810.91	736.09	283977.32	347524.32	63547	0	0	0	0	0	0	0	0	15-Year Property	Tax Expen	Tax Expense Retire La	MACRS	15 - Year Property
0	0	0	0	0	0	0	0	0	0	0	0	0	0	0	0	0	15-Year Property	Tax Expen	Tax Expense Retire La	MACRS	15 - Year F JCA 50% E
0	0	0	0	0	0	0	0	0	0	0	0	0	0	0	0	0	15-Year Property	Tax Expen	Tax Expense Retire La	MACRS	15 - Year Property
0	0	0	0	0	0	0	0	0	0	0	0	0	0	0	0	0	15-Year Property	Tax Expen	Tax Expense Retire La	MACRS	15 - Year F JCA 50% E
0	0	0	0	0	0	0	0	0	0	0	0	0	0	0	0	0	15-Year Property	Tax Expen	Tax Expense Retire La	MACRS	15 - Year Property
0	0	0	0	0	0	0	0	0	0	0	0	0	0	0	0	0	15-Year Property	Tax Expen	Tax Expense Retire La	MACRS	15 - Year F JCA 50% E
0	0	0	0	0	0	0	0	0	0	0	0	0	0	0	0	0	15-Year Property	Tax Expen	Tax Expense Retire La	MACRS	15 - Year Property
0	0	0	0	0	0	0	0	0	0	0	0	0	0	0	0	0	15-Year Property	Tax Expen	Tax Expense Retire La	MACRS	15 - Year F JCA 50% E
0	0	0	0	0	0	0	0	0	0	0	0	0	0	0	0	0	15-Year Property	Tax Expen	Tax Expense Retire La	MACRS	15 - Year Property
0	0	0	0	0	0	0	0	0	0	0	0	0	0	0	0	0	15-Year Property	Tax Expen	Tax Expense Retire La	MACRS	15 - Year F JCA 50% E
0	0	0	0	0	0	0	0	0	0	0	0	0	0	0	0	0	15-Year Property	Tax Expen	Tax Expense Retire La	MACRS	15 - Year Property
0	0	0	0	0	0	0	0	0	0	0	0	0	0	0	0	0	15-Year Property	Tax Expen	Tax Expense Retire La	MACRS	15 - Year F JCA 50% E
0	0	0	0	0	0	0	0	0	0	0	0	0	0	0	0	0	15-Year Property	Tax Expen	Tax Expense Retire La	MACRS	15 - Year Property
0	0	0	0	0	0	0	0	0	0	0	0	0	0	0	0	0	15-Year Property	Tax Expen	Tax Expense Retire La	MACRS	15 - Year F JCA 50% E
0	0	0	0	0	0	0	0	0	0	0	0	0	0	0	0	0	15-Year Property	Tax Expen	Tax Expense Retire La	MACRS	15 - Year Property
9225.35	10379.07	10379.07	0	1266.91	14.85	5114.42	6396.19	1281.77	0	0	0	0	0	0	0	0	15-Year Property	Tax Expen	Tax Expense Retire La	MACRS	15 - Year F JCA 50% E
9225.35	20758.13	20758.13	0	2533.83	29.7	10228.87	12792.41	2563.54	0	0	0	0	0	0	0	0	15-Year Property	Tax Expen	Tax Expense Retire La	MACRS	15 - Year Property
292953.97	314829.69	314829.69	0	41458.7	485.85	142551.32	184495.87	41944.55	0	0	0	0	0	0	0	0	15-Year Property	Tax Expen	Tax Expense Retire La	MACRS	15 - Year F JCA 50% E
292953.97	629659.38	629659.38	0	82917.4	971.7	285102.68	368991.78	83889.1	0	0	0	0	0	0	0	0	15-Year Property	Tax Expen	Tax Expense Retire La	MACRS	15 - Year Property
0	0	0	0	0	0	0	0	0	0	0	0	0	0	0	0	0	15-Year Property	Tax Expen	Tax Expense Retire La	MACRS	15 - Year F JCA 50% E
0	0	0	0	0	0	0	0	0	0	0	0	0	0	0	0	0	15-Year Property	Tax Expen	Tax Expense Retire La	MACRS	15 - Year Property
55758.93	26279.76	26279.76	0	0	0	345.57	345.57	0	0	0	0	0	0	0	0	0	15-Year Property	Tax Expen	Tax Expense Retire La	MACRS	15 - Year F JCA 50% E
55758.93	52559.52	52559.52	0	0	0	691.15	691.15	0	0	0	0	0	0	0	0	0	15-Year Property	Tax Expen	Tax Expense Retire La	MACRS	15 - Year Property
0	0	0	0	0	0	0	0	0	0	0	0	0	0	0	0	0	15-Year Property	Tax Expen	Tax Expense Retire La	MACRS	15 - Year F JCA 50% E
0	0	0	0	0	0	0	0	0	0	0	0	0	0	0	0	0	15-Year Property	Tax Expen	Tax Expense Retire La	MACRS	15 - Year Property
0	0	0	0	0	0	0	0	0	0	0	0	0	0	0	0	0	15-Year Property	Tax Expen	Tax Expense Retire La	MACRS	15 - Year F JCA 50% E
0	0	0	0	0	0	0	0	0	0	0	0	0	0	0	0	0	15-Year Property	Tax Expen	Tax Expense Retire La	MACRS	15 - Year Property
16080.86	7507.89	7507.89	0	0	0	0	0	0	0	0	0	0	0	0	0	0	15-Year Property	Tax Expen	Tax Expense Retire La	MACRS	15 - Year F JCA 50% E
16080.86	15015.78	15015.78	0	0	0	0	0	0	0	0	0	0	0	0	0	0	15-Year Property	Tax Expen	Tax Expense Retire La	MACRS	15 - Year Property
0	0	0	0	0	0	0	0	0	0	0	0	0	0	0	0	0	15-Year Property	Tax Expen	Tax Expense Retire La	MACRS	15 - Year F JCA 50% E
0	0	0	0	0	0	0	0	0	0	0	0	0	0	0	0	0	15-Year Property	Tax Expen	Tax Expense Retire La	MACRS	15 - Year Property
0	0	0	0	0	0	0	0	0	0	0	0	0	0	0	0	0	15-Year Property	Tax Expen	Tax Expense Retire La	MACRS	15 - Year F JCA 50% E
0	0	0	0	0	0	0	0	0	0	0	0	0	0	0	0	0	15-Year Property	Tax Expen	Tax Expense Retire La	MACRS	15 - Year Property
0	0	0	0	0	0	0	0	0	0	0	0	0	0	0	0	0	20-Year Property	Tax Expen	Tax Expense Retire La	MACRS	20 - Year F JCA 50% E
0	0	0	0	0	0	0	0	0	0	0	0	0	0	0	0	0	20-Year Property	Tax Expen	Tax Expense Retire La	MACRS	20 - Year Property
0	0	0	0	0	0	0	0	0	0	0	0	0	0	0	0	0	20-Year Property	Tax Expen	Tax Expense Retire La	MACRS	20 - Year F JCA 50% E
0	0	0	0	0	0	0	0	0	0	0	0	0	0	0	0	0	20-Year Property	Tax Expen	Tax Expense Retire La	MACRS	20 - Year Property
129999.48	60249.59	60249.59	0	0	0	0	0	0	0	0	0	0	0	0	0	0	20-Year Property	Tax Expen	Tax Expense Retire La	MACRS	20 - Year F JCA 50% E
129999.48	120499.18	120499.18	0	0	0	0	0	0	0	0	0	0	0	0	0	0	20-Year Property	Tax Expen	Tax Expense Retire La	MACRS	20 - Year Property
0	0	0	0	0	0	0	0	0	0	0	0	0	0	0	0	0	20-Year Property	Tax Expen	Tax Expense Retire La	MACRS	20 - Year F JCA 50% E
0	0	0	0	0	0	0	0	0	0	0	0	0	0	0	0	0	20-Year Property	Tax Expen	Tax Expense Retire La	MACRS	20 - Year Property
0	0	0	0	0	0	0	0	0	0	0	0	0	0	0	0	0	20-Year Property	Tax Expen	Tax Expense Retire La	MACRS	20 - Year F JCA 50% E
0	0	0	0	0	0	0	0	0	0	0	0	0	0	0	0	0	20-Year Property	Tax Expen	Tax Expense Retire La	MACRS	20 - Year Property
0	0	0	0	0	0	0	0	0	0	0	0	0	0	0	0	0	20-Year Property	Tax Expen	Tax Expense Retire La	MACRS	20 - Year F JCA 50% E
0	0	0	0	0	0	0	0	0	0	0	0	0	0	0	0	0	20-Year Property	Tax Expen	Tax Expense Retire La	MACRS	20 - Year Property
0	0	0	0	0	0	0	0	0	0	0	0	0	0	0	0	0	20-Year Property	Tax Expen	Tax Expense Retire La	MACRS	20 - Year F JCA 50% E
0	0	0	0	0	0	0	0	0	0	0	0	0	0	0	0	0	20-Year Property	Tax Expen	Tax Expense Retire La	MACRS	20 - Year Property
0	0	0	0	0	0	0	0	0	0	0	0	0	0	0	0	0	20-Year Property	Tax Expen	Tax Expense Retire La	MACRS	20 - Year F JCA 50% E
0	0	0	0	0	0	0	0	0	0	0	0	0	0	0	0	0	20-Year Property	Tax Expen	Tax Expense Retire La	MACRS	20 - Year Property
0	0	0	0	0	0	0	0	0	0	0	0	0	0	0	0	0	20-Year Property	Tax Expen	Tax Expense Retire La	MACRS	20 - Year F JCA 50% E
0	0	0	0	0	0	0	0	0	0	0	0	0	0	0	0	0	20-Year Property	Tax Expen	Tax Expense Retire La	MACRS	20 - Year Property
0	0	0	0	0	0	0	0	0	0	0	0	0	0	0	0	0	20-Year Property	Tax Expen	Tax Expense Retire La	MACRS	20 - Year F JCA 50% E
0	0	0	0	0	0	0	0	0	0	0	0	0	0	0	0	0	20-Year Property	Tax Expen	Tax Expense Retire La	MACRS	20 - Year Property
0	0	0	0	0	0	0	0	0	0	0	0	0	0	0	0	0	20-Year Property	Tax Expen	Tax Expense Retire La	MACRS	20 - Year F JCA 50% E
0	0	0	0	0	0	0	0	0	0	0	0	0	0	0	0	0	20-Year Property	Tax Expen	Tax Expense Retire La	MACRS	20 - Year Property
0	0	0	0	0	0	0	0	0	0	0	0	0	0	0	0	0	20-Year Property	Tax Expen	Tax Expense Retire La	MACRS	20 - Year F JCA 50% E
0	0	0	0	0	0	0	0	0	0	0	0	0	0	0	0	0	20-Year Property	Tax Expen	Tax Expense Retire La	MACRS	20 - Year Property
0	0	0	0	0	0	0	0	0	0	0	0	0	0	0	0	0	20-Year Property	Tax Expen	Tax Expense Retire La	MACRS	20 - Year F JCA 50% E
0	0	0	0	0	0	0	0	0	0	0	0	0	0	0	0	0	20-Year Property	Tax Expen	Tax Expense Retire La	MACRS	20 - Year Property
0	0	0	0	0	0	0	0	0	0	0	0	0	0	0	0	0	20-Year Property	Tax Expen	Tax Expense Retire La	MACRS	20 - Year F JCA 50% E
0	0	0	0	0	0	0	0	0	0	0	0	0	0	0	0	0	20-Year Property	Tax Expen	Tax Expense Retire La	MACRS	20 - Year Property
0	0	0	0	0	0	0	0	0	0	0	0	0	0	0	0	0	20-Year Property	Tax Expen	Tax Expense Retire La	MACRS	20 - Year F JCA 50% E
168643	203635.16	203635.16	0	1450.48	0	123528.79	124979.27	1450.48	0	0	0	0	0	0	0	0	20-Year Property	Tax Expen	Tax Expense Retire La	MACRS	20 - Year F JCA 50% E

168643	407270.32	407270.32	0	2900.95	0	247057.6	249958.55	2900.95	0	0	0	0	0	0	0	0	20-Year Property	Tax Expen:	Tax Expense Retire La	MACRS	20 - Year Property
0	0	0	0	0	0	0	0	0	0	0	0	0	0	0	0	0	20-Year Property	Tax Expen:	Tax Expense Retire La	MACRS	20 - Year F JCA 50% E
0	0	0	0	0	0	0	0	0	0	0	0	0	0	0	0	0	20-Year Property	Tax Expen:	Tax Expense Retire La	MACRS	20 - Year Property
0.01	0	0	0	0	0	0	0	0	0	0	0	0	0	0	0	0	20-Year Property	Tax Expen:	Tax Expense Retire La	MACRS	20 - Year F JCA 50% E
0.01	0	0	0	0	0	0	0	0	0	0	0	0	0	0	0	0	20-Year Property	Tax Expen:	Tax Expense Retire La	MACRS	20 - Year Property
0	0	0	0	0	0	0	0	0	0	0	0	0	0	0	0	0	20-Year Property	Tax Expen:	Tax Expense Retire La	MACRS	20 - Year F JCA 50% E
0	0	0	0	0	0	0	0	0	0	0	0	0	0	0	0	0	20-Year Property	Tax Expen:	Tax Expense Retire La	MACRS	20 - Year Property
0	0	0	0	0	0	0	0	0	0	0	0	0	0	0	0	0	20-Year Property	Tax Expen:	Tax Expense Retire La	MACRS	20 - Year F JCA 50% E
0	0	0	0	0	0	0	0	0	0	0	0	0	0	0	0	0	20-Year Property	Tax Expen:	Tax Expense Retire La	MACRS	20 - Year Property
0	0	0	0	0	0	0	0	0	0	0	0	0	0	0	0	0	20-Year Property	Tax Expen:	Tax Expense Retire La	MACRS	20 - Year F JCA 50% E
0	0	0	0	0	0	0	0	0	0	0	0	0	0	0	0	0	20-Year Property	Tax Expen:	Tax Expense Retire La	MACRS	20 - Year Property
0	0	0	0	0	0	0	0	0	0	0	0	0	0	0	0	0	20-Year Property	Tax Expen:	Tax Expense Retire La	MACRS	20 - Year F JCA 50% E
0	0	0	0	0	0	0	0	0	0	0	0	0	0	0	0	0	20-Year Property	Tax Expen:	Tax Expense Retire La	MACRS	20 - Year Property
0	0	0	0	0	0	0	0	0	0	0	0	0	0	0	0	0	20-Year Property	Tax Expen:	Tax Expense Retire La	MACRS	20 - Year F JCA 50% E
0	0	0	0	0	0	0	0	0	0	0	0	0	0	0	0	0	20-Year Property	Tax Expen:	Tax Expense Retire La	MACRS	20 - Year Property
0	0	0	0	0	0	0	0	0	0	0	0	0	0	0	0	0	20-Year Property	Tax Expen:	Tax Expense Retire La	MACRS	20 - Year F JCA 50% E
0	0	0	0	0	0	0	0	0	0	0	0	0	0	0	0	0	20-Year Property	Tax Expen:	Tax Expense Retire La	MACRS	20 - Year Property
0	0	0	0	0	0	0	0	0	0	0	0	0	0	0	0	0	20-Year Property	Tax Expen:	Tax Expense Retire La	MACRS	20 - Year F JCA 50% E
0	0	0	0	0	0	0	0	0	0	0	0	0	0	0	0	0	20-Year Property	Tax Expen:	Tax Expense Retire La	MACRS	20 - Year Property
903295.86	799600.23	799600.23	0	3012.58	32301.87	343122.73	378437.17	35314.44	0	0	0	0	0	0	0	0	20-Year Property	Tax Expen:	Tax Expense Retire La	MACRS	20 - Year F JCA 50% E
903295.86	1599200.46	1599200.46	0	6025.15	64603.73	686245.49	756874.38	70628.89	0	0	0	0	0	0	0	0	20-Year Property	Tax Expen:	Tax Expense Retire La	MACRS	20 - Year Property
0	0	0	0	0	0	0	0	0	0	0	0	0	0	0	0	0	20-Year Property	Tax Expen:	Tax Expense Retire La	MACRS	20 - Year F JCA 50% E
0	0	0	0	0	0	0	0	0	0	0	0	0	0	0	0	0	20-Year Property	Tax Expen:	Tax Expense Retire La	MACRS	20 - Year Property
0.03	0	0	0	0	0	0	0	0	0	0	0	0	0	0	0	0	20-Year Property	Tax Expen:	Tax Expense Retire La	MACRS	20 - Year F JCA 50% E
0.03	0	0	0	0	0	0	0	0	0	0	0	0	0	0	0	0	20-Year Property	Tax Expen:	Tax Expense Retire La	MACRS	20 - Year Property
0	0.01	0.01	0	0	0	0	0	0	0	0	0	0	0	0	0	0	5-Year Property	MACRS Re	ADR Regular	MACRS	5 - Year Pr JCA 50% E
0	0	0	0	0	0	0	0	0	0	0	0	0	0	0	0	0	5-Year Property	MACRS Re	ADR Regular	MACRS	5 - Year Property
0	0.01	0.01	0	0	0	0	0	0	0	0	0	0	0	0	0	0	5-Year Property	MACRS Re	ADR Regular	MACRS	5 - Year Pr JCA 50% E
0	0.01	0.01	0	0	0	0	0	0	0	0	0	0	0	0	0	0	5-Year Property	MACRS Re	ADR Regular	MACRS	5 - Year Property
0	0	0	0	0	0	0	0	0	0	0	0	0	0	0	0	0	5-Year Property	MACRS Re	ADR Regular	MACRS	5 - Year Pr JCA 50% E
0	0	0	0	0	0	0	0	0	0	0	0	0	0	0	0	0	5-Year Property	MACRS Re	ADR Regular	MACRS	5 - Year Property
78842.18	36381.9	36381.9	0	0	0	0	0	0	0	0	0	0	0	0	0	0	5-Year Property	MACRS Re	ADR Regular	MACRS	5 - Year Pr JCA 50% E
78842.18	72763.79	72763.79	0	0	0	0	0	0	0	0	0	0	0	0	0	0	5-Year Property	MACRS Re	ADR Regular	MACRS	5 - Year Property
0	0	0	0	0	0	0	0	0	0	0	0	0	0	0	0	0	5-Year Property	MACRS Re	ADR Regular	MACRS	5 - Year Pr JCA 50% E
0	0	0	0	0	0	0	0	0	0	0	0	0	0	0	0	0	5-Year Property	MACRS Re	ADR Regular	MACRS	5 - Year Property
0	0	0	0	0	0	0	0	0	0	0	0	0	0	0	0	0	3-Year Property	MACRS Re	ADR Regular	MACRS	3 - Year Pr JCA 50% E
0	0	0	0	0	0	0	0	0	0	0	0	0	0	0	0	0	3-Year Property	MACRS Re	ADR Regular	MACRS	3 - Year Property
0	0	0	0	0	0	0	0	0	0	0	0	0	0	0	0	0	3-Year Property	MACRS Re	ADR Regular	MACRS	3 - Year Pr JCA 50% E
0	0	0	0	0	0	0	0	0	0	0	0	0	0	0	0	0	3-Year Property	MACRS Re	ADR Regular	MACRS	3 - Year Property
0.01	0.01	0	0	0	0	0	0	0	0	0	0	0	0	0	0	0	NON-Depreciable	MACRS Re	ADR Regular	MACRS	Class Life
0.01	0.01	0	0	0	0	0	0	0	0	0	0	0	0	0	0	0	NON-Depreciable	MACRS Re	ADR Regular	MACRS	Class Life
0	0.01	0	0	0	0	0	0	0	0	0	0	0	0	0	0	0	7-Year Property	MACRS Re	ADR Regular	MACRS	7 - Year Pr JCA 50% E
0	0	0	0	0	0	0	0	0	0	0	0	0	0	0	0	0	7-Year Property	MACRS Re	ADR Regular	MACRS	7 - Year Property
0	0.01	0	0	0	0	0	0	0	0	0	0	0	0	0	0	0	7-Year Property	MACRS Re	ADR Regular	MACRS	7 - Year Pr JCA 50% E
0	0	0	0	0	0	0	0	0	0	0	0	0	0	0	0	0	7-Year Property	MACRS Re	ADR Regular	MACRS	7 - Year Property
0	0	0	0	0	0	0	0	0	0	0	0	0	0	0	0	0	7-Year Property	MACRS Re	ADR Regular	MACRS	7 - Year Pr JCA 50% E
0	0	0	0	0	0	0	0	0	0	0	0	0	0	0	0	0	7-Year Property	MACRS Re	ADR Regular	MACRS	7 - Year Property
0	0.01	0	0	0	0	0	0	0	0	0	0	0	0	0	0	0	7-Year Property	MACRS Re	ADR Regular	MACRS	7 - Year Pr JCA 50% E
0	0	0	0	0	0	0	0	0	0	0	0	0	0	0	0	0	7-Year Property	MACRS Re	ADR Regular	MACRS	7 - Year Property
0	0	0	0	0	0	0	0	0	0	0	0	0	0	0	0	0	7-Year Property	MACRS Re	ADR Regular	MACRS	7 - Year Pr JCA 50% E
0	0	0	0	0	0	0	0	0	0	0	0	0	0	0	0	0	7-Year Property	MACRS Re	ADR Regular	MACRS	7 - Year Property
21147.03	10861.86	10861.86	0	0	0	1120.39	1120.39	0	0	0	0	0	0	0	0	0	7-Year Property	MACRS Re	ADR Regular	MACRS	7 - Year Pr JCA 50% E
21147.03	21723.73	21723.73	0	0	0	2240.79	2240.79	0	0	0	0	0	0	0	0	0	7-Year Property	MACRS Re	ADR Regular	MACRS	7 - Year Property
0	0	0	0	0	0	0	0	0	0	0	0	0	0	0	0	0	7-Year Property	MACRS Re	ADR Regular	MACRS	7 - Year Pr JCA 50% E
0	0	0	0	0	0	0	0	0	0	0	0	0	0	0	0	0	7-Year Property	MACRS Re	ADR Regular	MACRS	7 - Year Property
0	0.01	0.01	0	0	0	0	0	0	0	0	0	0	0	0	0	0	7-Year Property	MACRS Re	ADR Regular	MACRS	7 - Year Pr JCA 50% E
0	0	0	0	0	0	0	0	0	0	0	0	0	0	0	0	0	7-Year Property	MACRS Re	ADR Regular	MACRS	7 - Year Property
0	0.01	0	0	0	0	0	0	0	0	0	0	0	0	0	0	0	7-Year Property	MACRS Re	ADR Regular	MACRS	7 - Year Pr JCA 50% E
0	0	0	0	0	0	0	0	0	0	0	0	0	0	0	0	0	7-Year Property	MACRS Re	ADR Regular	MACRS	7 - Year Property
0	0	0	0	0	0	0	0	0	0	0	0	0	0	0	0	0	7-Year Property	MACRS Re	ADR Regular	MACRS	7 - Year Pr JCA 50% E
0	0	0	0	0	0	0	0	0	0	0	0	0	0	0	0	0	7-Year Property	MACRS Re	ADR Regular	MACRS	7 - Year Property
47956.26	22159.97	22159.97	0	0	0	0	0	0	0	0	0	0	0	0	0	0	7-Year Property	MACRS Re	ADR Regular	MACRS	7 - Year Pr JCA 50% E
47956.26	44319.95	44319.95	0	0	0	0	0	0	0	0	0	0	0	0	0	0	7-Year Property	MACRS Re	ADR Regular	MACRS	7 - Year Property
0	0	0	0	0	0	0	0	0	0	0	0	0	0	0	0	0	7-Year Property	MACRS Re	ADR Regular	MACRS	7 - Year Pr JCA 50% E
0	0	0	0	0	0	0	0	0	0	0	0	0	0	0	0	0	7-Year Property	MACRS Re	ADR Regular	MACRS	7 - Year Property
0	0	0	0	0	0	0	0	0	0	0	0	0	0	0	0	0	Non-Residential Real I	MACRS Re	ADR Regular	MACRS	Non - Residential Real
0	0	0	0	0	0	0	0	0	0	0	0	0	0	0	0	0	Non-Residential Real I	MACRS Re	ADR Regular	MACRS	Non - Residential Real
0.01	0.01	0	0	0	0	0	0	0	0	0	0	0	0	0	0	0	Non-Residential Real I	MACRS Re	ADR Regular	MACRS	Non - Residential Real
0.01	0.01	0	0	0	0	0	0	0	0	0	0	0	0	0	0	0	Non-Residential Real I	MACRS Re	ADR Regular	MACRS	Non - Residential Real
0	0	0	0	0	0	0	0	0	0	0	0	0	0	0	0	0	Non-Residential Real I	MACRS Re	ADR Regular	MACRS	Non - Residential Real
0	0	0	0	0	0	0	0	0	0	0	0	0	0	0	0	0	Non-Residential Real I	MACRS Re	ADR Regular	MACRS	Non - Residential Real
2829.46	2549.24	1364.41	0	0	0	0	0	0	0	0	0	0	0	0	0	0	Non-Residential Real I	MACRS Re	ADR Regular	MACRS	Non - Residential Real
2829.46	2549.24	1364.41	0	0	0	0	0	0	0	0	0	0	0	0	0	0	Non-Residential Real I	MACRS Re	ADR Regular	MACRS	Non - Residential Real
0	0	0	0	0	0	0	0	0	0	0	0	0	0	0	0	0	Non-Residential Real I	MACRS Re	ADR Regular	MACRS	Non - Residential Real
0	0	0	0	0	0	0	0	0	0	0	0	0	0	0	0	0	Non-Residential Real I	MACRS Re	ADR Regular	MACRS	Non - Residential Real
0	0	0	0	0	0	0	0	0	0	0	0	0	0	0	0	0	Non-Residential Real I	MACRS Re	ADR Regular	MACRS	Non - Residential Real
0	0	0	0	0	0	0	0	0	0	0	0	0	0	0	0	0	Non-Residential Real I	MACRS Re	ADR Regular	MACRS	Non - Residential Real
0	0	0	0	0	0	0	0	0	0	0	0	0	0	0	0	0	Non-Residential Real I	MACRS Re	ADR Regular	MACRS	Non - Residential Real
0	0	0	0	0	0	0	0	0	0	0	0	0	0	0	0	0	Non-Residential Real I	MACRS Re	ADR Regular	MACRS	Non - Residential Real
0	0	0	0	0	0	0	0	0	0	0	0	0	0	0	0	0	Non-Residential Real I	MACRS Re	ADR Regular	MACRS	Non - Residential Real
0	0	0	0	0	0	0	0	0	0	0	0	0	0	0	0	0	Non-Residential Real I	MACRS Re	ADR Regular	MACRS	Non - Residential Real
0.01	0.01	0	0	0	0	0	0	0	0	0	0	0	0	0	0	0	Non-Residential Real I	MACRS Re	ADR Regular	MACRS	Non - Residential Real
0.01	0.01	0	0	0	0	0	0	0	0	0	0	0	0	0	0	0	Non-Residential Real I	MACRS Re	ADR Regular	MACRS	Non - Residential Real
0.01	0.01	0	0	0	0	0	0	0	0	0	0	0	0	0	0	0	Non-Residential Real I	MACRS Re	ADR Regular	MACRS	Non - Residential Real
0.01	0.01	0	0	0	0	0	0	0	0	0	0	0	0	0	0	0	Non-Residential Real I	MACRS Re	ADR Regular	MACRS	Non - Residential Real
0	0.01	0	0	0	0	0	0	0	0	0	0	0	0	0	0	0	7-Year Property	MACRS Re	ADR Regular	MACRS	7 - Year Pr JCA 50% E
0	0	0	0	0	0	0	0	0	0	0	0	0	0	0	0	0	7-Year Property	MACRS Re	ADR Regular	MACRS	7 - Year Property
0	0.01	0.01	0	0	0	0	0	0	0	0	0	0	0	0	0	0	7-Year Property	MACRS Re	ADR Regular	MACRS	7 - Year Pr JCA 50% E
0	-0.01	-0.01	0	0	0	0	0	0	0	0	0	0	0	0	0	0	7-Year Property	MACRS Re	ADR Regular	MACRS	7 - Year Property
2595.89	1199.53	1199.53	0	0	0	0	0	0	0	0	0	0	0	0	0	0	7-Year Property	MACRS Re	ADR Regular	MACRS	7 - Year Pr JCA 50% E
2595.89	2399.05	2399.05	0	0	0	0	0	0	0	0	0	0	0	0	0	0	7-Year Property	MACRS Re	ADR Regular	MACRS	7 - Year Property
0	0.01	0.01	0	0	0	0	0	0	0	0	0	0	0	0	0	0	7-Year Property	MACRS Re	ADR Regular	MACRS	7 - Year Pr JCA 50% E

0	0	0	0	0	0	0	0	0	0	0	0	0	0	0	0	0	7-Year Property	MACRS Re	ADR Regular	MACRS	7 - Year Property
0	0	0	0	0	0	0	0	0	0	0	0	0	0	0	0	0	7-Year Property	MACRS Re	ADR Regular	MACRS	7 - Year Pr JCA 50% E
0	-0.01	-0.01	0	0	0	0	0	0	0	0	0	0	0	0	0	0	7-Year Property	MACRS Re	ADR Regular	MACRS	7 - Year Property
0	0	0	0	0	0	0	0	0	0	0	0	0	0	0	0	0	7-Year Property	MACRS Re	ADR Regular	MACRS	7 - Year Pr JCA 50% E
0	0	0	0	0	0	0	0	0	0	0	0	0	0	0	0	0	7-Year Property	MACRS Re	ADR Regular	MACRS	7 - Year Property
0.01	0.01	0	0	0	0	0	0	0	0	0	0	0	0	0	0	0	NON-Depreciable	MACRS Re	ADR Regular	MACRS	Class Life
0.01	0.01	0	0	0	0	0	0	0	0	0	0	0	0	0	0	0	NON-Depreciable	MACRS Re	ADR Regular	MACRS	Class Life
15915.09	11676.14	11676.14	0	4333.5	0	0	4333.5	4333.5	0	0	0	0	0	0	0	0	7-Year Property	Tax Expen	Tax Expense Retire La	MACRS	7 - Year Pr JCA 50% E
15915.09	23352.27	23352.27	0	8666.99	0	0	8666.99	8666.99	0	0	0	0	0	0	0	0	7-Year Property	Tax Expen	Tax Expense Retire La	MACRS	7 - Year Property
24709.85	18346.56	18346.56	0	6809.17	0	0	6809.17	6809.17	0	0	0	0	0	0	0	0	7-Year Property	Tax Expen	Tax Expense Retire La	MACRS	7 - Year Pr JCA 50% E
24709.85	36693.13	36693.13	0	13618.34	0	0	13618.34	13618.34	0	0	0	0	0	0	0	0	7-Year Property	Tax Expen	Tax Expense Retire La	MACRS	7 - Year Property
0	0	0	0	0	0	0	0	0	0	0	0	0	0	0	0	0	7-Year Property	Tax Expen	Tax Expense Retire La	MACRS	7 - Year Pr JCA 50% E
0	0	0	0	0	0	0	0	0	0	0	0	0	0	0	0	0	7-Year Property	Tax Expen	Tax Expense Retire La	MACRS	7 - Year Property
0	0.02	0.02	0	0	0	0	0	0	0	0	0	0	0	0	0	0	5-Year Property	MACRS Re	ADR Regular	MACRS	5 - Year Pr JCA 50% E
0	0.01	0.01	0	0	0	0	0	0	0	0	0	0	0	0	0	0	5-Year Property	MACRS Re	ADR Regular	MACRS	5 - Year Property
0	0.01	0	0	0	0	0	0	0	0	0	0	0	0	0	0	0	5-Year Property	MACRS Re	ADR Regular	MACRS	5 - Year Pr JCA 50% E
0	0	0	0	0	0	0	0	0	0	0	0	0	0	0	0	0	5-Year Property	MACRS Re	ADR Regular	MACRS	5 - Year Property
0	0	0	0	0	0	0	0	0	0	0	0	0	0	0	0	0	5-Year Property	MACRS Re	ADR Regular	MACRS	5 - Year Pr JCA 50% E
0	0	0	0	0	0	0	0	0	0	0	0	0	0	0	0	0	5-Year Property	MACRS Re	ADR Regular	MACRS	5 - Year Property
0	0	0	0	0	0	0	0	0	0	0	0	0	0	0	0	0	5-Year Property	MACRS Re	ADR Regular	MACRS	5 - Year Pr JCA 50% E
0	0	0	0	0	0	0	0	0	0	0	0	0	0	0	0	0	5-Year Property	MACRS Re	ADR Regular	MACRS	5 - Year Property
0	0.01	0	0	0	0	0	0	0	0	0	0	0	0	0	0	0	3-Year Property	MACRS Re	ADR Regular	MACRS	3 - Year Pr JCA 50% E
0	0	0	0	0	0	0	0	0	0	0	0	0	0	0	0	0	3-Year Property	MACRS Re	ADR Regular	MACRS	3 - Year Property
0.01	0.01	0	0	0	0	0	0	0	0	0	0	0	0	0	0	0	3-Year Property	MACRS Re	ADR Regular	MACRS	3 - Year Pr JCA 50% E
0.01	0.01	0	0	0	0	0	0	0	0	0	0	0	0	0	0	0	3-Year Property	MACRS Re	ADR Regular	MACRS	3 - Year Property
0	0	0	0	0	0	0	0	0	0	0	0	0	0	0	0	0	7-Year Property	MACRS Re	ADR Regular	MACRS	7 - Year Pr JCA 50% E
0	0	0	0	0	0	0	0	0	0	0	0	0	0	0	0	0	7-Year Property	MACRS Re	ADR Regular	MACRS	7 - Year Property
0	0.01	0	0	0	0	0	0	0	0	0	0	0	0	0	0	0	7-Year Property	MACRS Re	ADR Regular	MACRS	7 - Year Pr JCA 50% E
0	0	0	0	0	0	0	0	0	0	0	0	0	0	0	0	0	7-Year Property	MACRS Re	ADR Regular	MACRS	7 - Year Property
0	0.01	0	0	0	0	0	0	0	0	0	0	0	0	0	0	0	7-Year Property	MACRS Re	ADR Regular	MACRS	7 - Year Pr JCA 50% E
0	0	0	0	0	0	0	0	0	0	0	0	0	0	0	0	0	7-Year Property	MACRS Re	ADR Regular	MACRS	7 - Year Property
0	0	0	0	0	0	0	0	0	0	0	0	0	0	0	0	0	7-Year Property	MACRS Re	ADR Regular	MACRS	7 - Year Pr JCA 50% E
0	0	0	0	0	0	0	0	0	0	0	0	0	0	0	0	0	7-Year Property	MACRS Re	ADR Regular	MACRS	7 - Year Property
0.01	0.01	0	0	0	0	0	0	0	0	0	0	0	0	0	0	0	NON-Depreciable	MACRS Re	ADR Regular	MACRS	Class Life
0.01	0.01	0	0	0	0	0	0	0	0	0	0	0	0	0	0	0	NON-Depreciable	MACRS Re	ADR Regular	MACRS	Class Life
0.01	0.01	0	0	0	0	0	0	0	0	0	0	0	0	0	0	0	NON-Depreciable	MACRS Re	ADR Regular	MACRS	Class Life
0.01	0.01	0	0	0	0	0	0	0	0	0	0	0	0	0	0	0	NON-Depreciable	MACRS Re	ADR Regular	MACRS	Class Life
53631.97	28401.87	28401.87	0	1371.11	5.37	502.29	1878.76	1376.47	0	0	0	0	0	0	0	0	15-Year Property	Tax Expen	Tax Expense Retire La	MACRS	15 - Year F JCA 50% E
53631.97	56803.73	56803.73	0	2742.22	10.73	1004.61	3757.56	2752.95	0	0	0	0	0	0	0	0	15-Year Property	Tax Expen	Tax Expense Retire La	MACRS	15 - Year Property
32041.8	16968.35	16968.35	0	819.15	3.2	300.08	1122.43	822.35	0	0	0	0	0	0	0	0	15-Year Property	Tax Expen	Tax Expense Retire La	MACRS	15 - Year F JCA 50% E
32041.8	33936.71	33936.71	0	1638.3	6.4	600.18	2244.88	1644.7	0	0	0	0	0	0	0	0	15-Year Property	Tax Expen	Tax Expense Retire La	MACRS	15 - Year Property
31623.42	16746.8	16746.8	0	808.45	3.17	296.17	1107.79	811.62	0	0	0	0	0	0	0	0	15-Year Property	Tax Expen	Tax Expense Retire La	MACRS	15 - Year F JCA 50% E
31623.42	33493.59	33493.59	0	1616.9	6.33	592.34	2215.57	1623.23	0	0	0	0	0	0	0	0	15-Year Property	Tax Expen	Tax Expense Retire La	MACRS	15 - Year Property
10950.81	5799.19	5799.19	0	279.95	1.09	102.55	383.6	281.05	0	0	0	0	0	0	0	0	15-Year Property	Tax Expen	Tax Expense Retire La	MACRS	15 - Year F JCA 50% E
10950.81	11598.39	11598.39	0	559.91	2.19	205.1	767.19	562.09	0	0	0	0	0	0	0	0	15-Year Property	Tax Expen	Tax Expense Retire La	MACRS	15 - Year Property
3061.11	1621.07	1621.07	0	78.26	0.31	28.67	107.23	78.56	0	0	0	0	0	0	0	0	15-Year Property	Tax Expen	Tax Expense Retire La	MACRS	15 - Year F JCA 50% E
3061.11	3242.14	3242.14	0	156.51	0.61	57.35	214.47	157.12	0	0	0	0	0	0	0	0	15-Year Property	Tax Expen	Tax Expense Retire La	MACRS	15 - Year Property
1696.22	898.28	898.28	0	43.37	0.17	15.89	59.43	43.54	0	0	0	0	0	0	0	0	15-Year Property	Tax Expen	Tax Expense Retire La	MACRS	15 - Year F JCA 50% E
1696.22	1796.55	1796.55	0	86.73	0.35	31.78	118.86	87.08	0	0	0	0	0	0	0	0	15-Year Property	Tax Expen	Tax Expense Retire La	MACRS	15 - Year Property
1489.63	788.85	788.85	0	38.08	0.15	13.93	52.16	38.23	0	0	0	0	0	0	0	0	15-Year Property	Tax Expen	Tax Expense Retire La	MACRS	15 - Year F JCA 50% E
1489.63	1577.71	1577.71	0	76.16	0.31	27.88	104.35	76.47	0	0	0	0	0	0	0	0	15-Year Property	Tax Expen	Tax Expense Retire La	MACRS	15 - Year Property
799214.31	424634.9	424634.9	0	20495.67	80.19	7584.01	28159.87	20575.86	0	0	0	0	0	0	0	0	15-Year Property	Tax Expen	Tax Expense Retire La	MACRS	15 - Year F JCA 50% E
799214.31	849269.79	849269.79	0	40991.34	160.37	15168.02	56319.73	41151.71	0	0	0	0	0	0	0	0	15-Year Property	Tax Expen	Tax Expense Retire La	MACRS	15 - Year Property
0	0	0	0	0	0	0	0	0	0	0	0	0	0	0	0	0	15-Year Property	Tax Expen	Tax Expense Retire La	MACRS	15 - Year F JCA 50% E
0	0	0	0	0	0	0	0	0	0	0	0	0	0	0	0	0	15-Year Property	Tax Expen	Tax Expense Retire La	MACRS	15 - Year Property
0.03	0	0	0	0	0	0	0	0	0	0	0	0	0	0	0	0	15-Year Property	Tax Expen	Tax Expense Retire La	MACRS	15 - Year F JCA 50% E
0.03	0	0	0	0	0	0	0	0	0	0	0	0	0	0	0	0	15-Year Property	Tax Expen	Tax Expense Retire La	MACRS	15 - Year Property
0.02	0	0	0	0	0	0	0	0	0	0	0	0	0	0	0	0	15-Year Property	Tax Expen	Tax Expense Retire La	MACRS	15 - Year F JCA 50% E
0.02	0	0	0	0	0	0	0	0	0	0	0	0	0	0	0	0	15-Year Property	Tax Expen	Tax Expense Retire La	MACRS	15 - Year Property
0.01	0	0	0	0	0	0	0	0	0	0	0	0	0	0	0	0	15-Year Property	Tax Expen	Tax Expense Retire La	MACRS	15 - Year F JCA 50% E
0.01	0	0	0	0	0	0	0	0	0	0	0	0	0	0	0	0	15-Year Property	Tax Expen	Tax Expense Retire La	MACRS	15 - Year Property
28499.68	14249.84	14249.84	0	0	0	0	0	0	0	0	0	0	0	0	0	0	20-Year Property	Tax Expen	Tax Expense Retire La	MACRS	20 - Year F JCA 50% E
28499.68	28499.68	28499.68	0	0	0	0	0	0	0	0	0	0	0	0	0	0	20-Year Property	Tax Expen	Tax Expense Retire La	MACRS	20 - Year Property
0	0	0	0	0	0	0	0	0	0	0	0	0	0	0	0	0	20-Year Property	Tax Expen	Tax Expense Retire La	MACRS	20 - Year F JCA 50% E
0	0	0	0	0	0	0	0	0	0	0	0	0	0	0	0	0	20-Year Property	Tax Expen	Tax Expense Retire La	MACRS	20 - Year Property
2157.54	6704.52	6704.52	0	39.69	0	5624.48	5664.17	39.69	0	0	0	0	0	0	0	0	20-Year Property	Tax Expen	Tax Expense Retire La	MACRS	20 - Year F JCA 50% E
2157.54	13409.05	13409.05	0	79.39	0	11248.97	11328.36	79.39	0	0	0	0	0	0	0	0	20-Year Property	Tax Expen	Tax Expense Retire La	MACRS	20 - Year Property
381428.17	213943.89	213943.89	0	7175.74	0	18724.29	25900.03	7175.74	0	0	0	0	0	0	0	0	20-Year Property	Tax Expen	Tax Expense Retire La	MACRS	20 - Year F JCA 50% E
381428.17	427887.78	427887.78	0	14351.48	0	37448.55	51800.03	14351.48	0	0	0	0	0	0	0	0	20-Year Property	Tax Expen	Tax Expense Retire La	MACRS	20 - Year Property
1062851.64	770641.76	770641.76	0	0	16757.87	225221.07	241978.94	16757.87	0	0	0	0	0	0	0	0	20-Year Property	Tax Expen	Tax Expense Retire La	MACRS	20 - Year F JCA 50% E
1062851.64	1541283.52	1541283.52	0	0	33515.74	450442.12	483957.86	33515.74	0	0	0	0	0	0	0	0	20-Year Property	Tax Expen	Tax Expense Retire La	MACRS	20 - Year Property
0.02	0	0	0	0	0	0	0	0	0	0	0	0	0	0	0	0	20-Year Property	Tax Expen	Tax Expense Retire La	MACRS	20 - Year F JCA 50% E
0.02	0	0	0	0	0	0	0	0	0	0	0	0	0	0	0	0	20-Year Property	Tax Expen	Tax Expense Retire La	MACRS	20 - Year Property
0.01	-0.02	-0.02	0	0	0	0	0	0	0	0	0	0	0	0	0	0	5-Year Property	MACRS Re	ADR Regular	MACRS	5 - Year Pr JCA 50% E
0.01	0.01	0.01	0	0	0	0	0	0	0	0	0	0	0	0	0	0	5-Year Property	MACRS Re	ADR Regular	MACRS	5 - Year Property
0	0	0	0	0	0	0	0	0	0	0	0	0	0	0	0	0	3-Year Property	MACRS Re	ADR Regular	MACRS	3 - Year Pr JCA 50% E
0	0	0	0	0	0	0	0	0	0	0	0	0	0	0	0	0	3-Year Property	MACRS Re	ADR Regular	MACRS	3 - Year Property
0	3014.22	3014.22	0	0	0	3014.22	3014.22	0	0	0	0	0	0	0	0	0	7-Year Property	MACRS Re	ADR Regular	MACRS	7 - Year Pr JCA 50% E
0	6028.45	6028.45	0	0	0	6028.45	6028.45	0	0	0	0	0	0	0	0	0	7-Year Property	MACRS Re	ADR Regular	MACRS	7 - Year Property
0	0.01	0.01	0	0	0	0	0	0	0	0	0	0	0	0	0	0	7-Year Property	MACRS Re	ADR Regular	MACRS	7 - Year Pr JCA 50% E
0	0.01	0.01	0	0	0	0	0	0	0	0	0	0	0	0	0	0	7-Year Property	MACRS Re	ADR Regular	MACRS	7 - Year Property
0	0.01	0.01	0	0	0	0	0	0	0	0	0	0	0	0	0	0	7-Year Property	MACRS Re	ADR Regular	MACRS	7 - Year Pr JCA 50% E
0	0	0	0	0	0	0	0	0	0	0	0	0	0	0	0	0	7-Year Property	MACRS Re	ADR Regular	MACRS	7 - Year Property
0	0	0	0	0	0	0	0	0	0	0	0	0	0	0	0	0	7-Year Property	MACRS Re	ADR Regular	MACRS	7 - Year Pr JCA 50% E
0	0	0	0	0	0	0	0	0	0	0	0	0	0	0	0	0	7-Year Property	MACRS Re	ADR Regular	MACRS	7 - Year Property
2902.76	5312.65	2843.55	0	0	0	2448.06	2448.06	0	0	0	0	0	0	0	0	0	Non-Residential Real I	MACRS Re	ADR Regular	MACRS	Non - Residential Real
2902.76	5312.65	2843.55	0	0	0	2448.06	2448.06	0	0	0	0	0	0	0	0	0	Non-Residential Real I	MACRS Re	ADR Regular	MACRS	Non - Residential Real
7093.39	12982.37	6920.91	0	0	0	5982.25	5982.25	0	0	0	0	0	0	0	0	0	Non-Residential Real I	MACRS Re	ADR Regular	MACRS	Non - Residential Real
7093.39	12982.37	6920.91	0	0	0	5982.25	5982.25	0	0	0	0	0	0	0	0	0	Non-Residential Real I	MACRS Re	ADR Regular	MACRS	Non - Residential Real
0.01	0.01	0	0	0	0	0	0	0	0	0	0	0	0	0	0	0	Non-Residential Real I	MACRS Re	ADR Regular	MACRS	Non - Residential Real
0.01	0.01	0	0	0	0	0	0	0	0	0	0	0	0	0	0	0	Non-Residential Real I	MACRS Re	ADR Regular	MACRS	Non - Residential Real
0	13.43	13.43	0	0	0	13.44	13.44	0	0	0	0	0	0	0	0	0	7-Year Property	MACRS Re	ADR Regular	MACRS	7 - Year Pr JCA 50% E

0	26.89	26.89	0	0	0	26.89	26.89	0	0	0	0	0	0	0	0	0	7-Year Property	MACRS Re	ADR Regular	MACRS	7 - Year Property
0	1791.71	1791.71	0	0	0	0	0	0	0	0	0	0	0	0	0	0	15-Year Property	Tax Expen	Tax Expense Retire La	MACRS	15 - Year F JCA 50% E
0	1791.71	1791.71	0	0	0	0	0	0	0	0	0	0	0	0	0	0	15-Year Property	Tax Expen	Tax Expense Retire La	MACRS	15 - Year Property
0.01	0	0	0	0	0	0	0	0	0	0	0	0	0	0	0	0	15-Year Property	Tax Expen	Tax Expense Retire La	MACRS	15 - Year F JCA 50% E
0.01	0	0	0	0	0	0	0	0	0	0	0	0	0	0	0	0	15-Year Property	Tax Expen	Tax Expense Retire La	MACRS	15 - Year Property
0.01	0	0	0	0	0	0	0	0	0	0	0	0	0	0	0	0	15-Year Property	Tax Expen	Tax Expense Retire La	MACRS	15 - Year F JCA 50% E
0.01	0	0	0	0	0	0	0	0	0	0	0	0	0	0	0	0	15-Year Property	Tax Expen	Tax Expense Retire La	MACRS	15 - Year Property
0.01	0	0	0	0	0	0	0	0	0	0	0	0	0	0	0	0	20-Year Property	Tax Expen	Tax Expense Retire La	MACRS	20 - Year F JCA 50% E
0.01	0	0	0	0	0	0	0	0	0	0	0	0	0	0	0	0	20-Year Property	Tax Expen	Tax Expense Retire La	MACRS	20 - Year Property
0	0	0	0	0	0	0	0	0	0	0	0	0	0	0	0	0	20-Year Property	Tax Expen	Tax Expense Retire La	MACRS	20 - Year F JCA 50% E
0	0	0	0	0	0	0	0	0	0	0	0	0	0	0	0	0	20-Year Property	Tax Expen	Tax Expense Retire La	MACRS	20 - Year Property
0	0	0	0	0	0	0	0	0	0	0	0	0	0	0	0	0	20-Year Property	Tax Expen	Tax Expense Retire La	MACRS	20 - Year F JCA 50% E
0	0	0	0	0	0	0	0	0	0	0	0	0	0	0	0	0	20-Year Property	Tax Expen	Tax Expense Retire La	MACRS	20 - Year Property
0	0	0	0	0	0	0	0	0	0	0	0	0	0	0	0	0	20-Year Property	Tax Expen	Tax Expense Retire La	MACRS	20 - Year F JCA 50% E
0	0	0	0	0	0	0	0	0	0	0	0	0	0	0	0	0	20-Year Property	Tax Expen	Tax Expense Retire La	MACRS	20 - Year Property
0	0.01	0	0	0	0	0	0	0	0	0	0	0	0	0	0	0	7-Year Property	MACRS Re	ADR Regular	MACRS	7 - Year Pr JCA 50% E
0	0	0	0	0	0	0	0	0	0	0	0	0	0	0	0	0	7-Year Property	MACRS Re	ADR Regular	MACRS	7 - Year Property
0	0.01	0	0	0	0	0	0	0	0	0	0	0	0	0	0	0	7-Year Property	MACRS Re	ADR Regular	MACRS	7 - Year Pr JCA 50% E
0	0	0	0	0	0	0	0	0	0	0	0	0	0	0	0	0	7-Year Property	MACRS Re	ADR Regular	MACRS	7 - Year Property
0.01	0.01	0	0	0	0	0	0	0	0	0	0	0	0	0	0	0	Non-Residential Real I	MACRS Re	ADR Regular	MACRS	Non - Residential Real
0.01	0.01	0	0	0	0	0	0	0	0	0	0	0	0	0	0	0	Non-Residential Real I	MACRS Re	ADR Regular	MACRS	Non - Residential Real
0	0.01	0	0	0	0	0	0	0	0	0	0	0	0	0	0	0	7-Year Property	MACRS Re	ADR Regular	MACRS	7 - Year Pr JCA 50% E
0	0	0	0	0	0	0	0	0	0	0	0	0	0	0	0	0	7-Year Property	MACRS Re	ADR Regular	MACRS	7 - Year Property
138121.8	93684.28	93684.28	0	12001.12	88.85	9347.94	21437.91	12089.97	0	0	0	0	0	0	0	0	15-Year Property	Tax Expen	Tax Expense Retire La	MACRS	15 - Year F JCA 50% E
138121.8	187368.57	187368.57	0	24002.25	177.69	18695.86	42875.8	24179.94	0	0	0	0	0	0	0	0	15-Year Property	Tax Expen	Tax Expense Retire La	MACRS	15 - Year Property
5778.86	3919.66	3919.66	0	502.12	3.72	391.11	896.95	505.84	0	0	0	0	0	0	0	0	15-Year Property	Tax Expen	Tax Expense Retire La	MACRS	15 - Year F JCA 50% E
5778.86	7839.32	7839.32	0	1004.24	7.44	782.23	1793.91	1011.68	0	0	0	0	0	0	0	0	15-Year Property	Tax Expen	Tax Expense Retire La	MACRS	15 - Year Property
56.72	38.47	38.47	0	4.93	0.04	3.83	8.8	4.97	0	0	0	0	0	0	0	0	15-Year Property	Tax Expen	Tax Expense Retire La	MACRS	15 - Year F JCA 50% E
56.72	76.93	76.93	0	9.87	0.07	7.65	17.59	9.94	0	0	0	0	0	0	0	0	15-Year Property	Tax Expen	Tax Expense Retire La	MACRS	15 - Year Property
35.32	23.96	23.96	0	3.08	0.02	2.39	5.49	3.1	0	0	0	0	0	0	0	0	15-Year Property	Tax Expen	Tax Expense Retire La	MACRS	15 - Year F JCA 50% E
35.32	47.92	47.92	0	6.15	0.04	4.78	10.97	6.19	0	0	0	0	0	0	0	0	15-Year Property	Tax Expen	Tax Expense Retire La	MACRS	15 - Year Property
77.88	52.83	52.83	0	6.76	0.05	5.29	12.11	6.82	0	0	0	0	0	0	0	0	15-Year Property	Tax Expen	Tax Expense Retire La	MACRS	15 - Year F JCA 50% E
77.88	105.66	105.66	0	13.53	0.1	10.55	24.18	13.63	0	0	0	0	0	0	0	0	15-Year Property	Tax Expen	Tax Expense Retire La	MACRS	15 - Year Property
0.02	0	0	0	0	0	0	0	0	0	0	0	0	0	0	0	0	15-Year Property	Tax Expen	Tax Expense Retire La	MACRS	15 - Year F JCA 50% E
0.02	0	0	0	0	0	0	0	0	0	0	0	0	0	0	0	0	15-Year Property	Tax Expen	Tax Expense Retire La	MACRS	15 - Year Property
0	0	0	0	0	0	0	0	0	0	0	0	0	0	0	0	0	15-Year Property	Tax Expen	Tax Expense Retire La	MACRS	15 - Year F JCA 50% E
0	0	0	0	0	0	0	0	0	0	0	0	0	0	0	0	0	15-Year Property	Tax Expen	Tax Expense Retire La	MACRS	15 - Year Property
57469.09	34017.25	34017.25	0	4375.47	32.4	3269.18	7677.05	4407.87	0	0	0	0	0	0	0	0	15-Year Property	Tax Expen	Tax Expense Retire La	MACRS	15 - Year F JCA 50% E
57469.09	68034.49	68034.49	0	8750.94	64.79	6538.34	15354.07	8815.73	0	0	0	0	0	0	0	0	15-Year Property	Tax Expen	Tax Expense Retire La	MACRS	15 - Year Property
5013.46	2365.32	2365.32	0	0	0	0	0	0	0	0	0	0	0	0	0	0	15-Year Property	Tax Expen	Tax Expense Retire La	MACRS	15 - Year F JCA 50% E
5013.46	4730.62	4730.62	0	0	0	0	0	0	0	0	0	0	0	0	0	0	15-Year Property	Tax Expen	Tax Expense Retire La	MACRS	15 - Year Property
0.01	0	0	0	0	0	0	0	0	0	0	0	0	0	0	0	0	15-Year Property	Tax Expen	Tax Expense Retire La	MACRS	15 - Year F JCA 50% E
0.01	0	0	0	0	0	0	0	0	0	0	0	0	0	0	0	0	15-Year Property	Tax Expen	Tax Expense Retire La	MACRS	15 - Year Property
835.11	374.98	374.98	0	0	0	0	0	0	0	0	0	0	0	0	0	0	20-Year Property	Tax Expen	Tax Expense Retire La	MACRS	20 - Year F JCA 50% E
835.11	749.95	749.95	0	0	0	0	0	0	0	0	0	0	0	0	0	0	20-Year Property	Tax Expen	Tax Expense Retire La	MACRS	20 - Year Property
0.01	0	0	0	0	0	0	0	0	0	0	0	0	0	0	0	0	20-Year Property	Tax Expen	Tax Expense Retire La	MACRS	20 - Year F JCA 50% E
0.01	0	0	0	0	0	0	0	0	0	0	0	0	0	0	0	0	20-Year Property	Tax Expen	Tax Expense Retire La	MACRS	20 - Year Property
136067.37	66239.02	66239.02	0	34.04	0	2025.91	2059.95	34.04	0	0	0	0	0	0	0	0	20-Year Property	Tax Expen	Tax Expense Retire La	MACRS	20 - Year F JCA 50% E
136067.37	132478.04	132478.04	0	68.08	0	4051.81	4119.89	68.08	0	0	0	0	0	0	0	0	20-Year Property	Tax Expen	Tax Expense Retire La	MACRS	20 - Year Property
0.01	0	0	0	0	0	0	0	0	0	0	0	0	0	0	0	0	20-Year Property	Tax Expen	Tax Expense Retire La	MACRS	20 - Year F JCA 50% E
0.01	0	0	0	0	0	0	0	0	0	0	0	0	0	0	0	0	20-Year Property	Tax Expen	Tax Expense Retire La	MACRS	20 - Year Property
120960	100480.87	100480.87	0	0	285.76	43335.8	43621.56	285.76	0	0	0	0	0	0	0	0	20-Year Property	Tax Expen	Tax Expense Retire La	MACRS	20 - Year F JCA 50% E
120960	200961.73	200961.73	0	0	571.52	86671.63	87243.15	571.52	0	0	0	0	0	0	0	0	20-Year Property	Tax Expen	Tax Expense Retire La	MACRS	20 - Year Property
0	0	0	0	0	0	0	0	0	0	0	0	0	0	0	0	0	20-Year Property	Tax Expen	Tax Expense Retire La	MACRS	20 - Year F JCA 50% E
0	0	0	0	0	0	0	0	0	0	0	0	0	0	0	0	0	20-Year Property	Tax Expen	Tax Expense Retire La	MACRS	20 - Year Property
0	0	0	0	0	0	0	0	0	0	0	0	0	0	0	0	0	5-Year Property	MACRS Re	ADR Regular	MACRS	5 - Year Pr JCA 50% E
0	0	0	0	0	0	0	0	0	0	0	0	0	0	0	0	0	5-Year Property	MACRS Re	ADR Regular	MACRS	5 - Year Property
0.01	0.01	0	0	0	0	0	0	0	0	0	0	0	0	0	0	0	7-Year Property	MACRS Re	ADR Regular	MACRS	7 - Year Pr JCA 50% E
0.01	0.01	0	0	0	0	0	0	0	0	0	0	0	0	0	0	0	7-Year Property	MACRS Re	ADR Regular	MACRS	7 - Year Property
0	0.01	0	0	0	0	0	0	0	0	0	0	0	0	0	0	0	7-Year Property	MACRS Re	ADR Regular	MACRS	7 - Year Pr JCA 50% E
0	0	0	0	0.02	0	0	0	0	0	0	0	0	0	0	0	0	7-Year Property	MACRS Re	ADR Regular	MACRS	7 - Year Property
0	0	0	0	0	0	0	0	0	0	0	0	0	0	0	0	0	7-Year Property	MACRS Re	ADR Regular	MACRS	7 - Year Pr JCA 50% E
0	0	0	0	0	0	0	0	0	0	0	0	0	0	0	0	0	7-Year Property	MACRS Re	ADR Regular	MACRS	7 - Year Property
0	0.01	0	0	0	0	0	0	0	0	0	0	0	0	0	0	0	7-Year Property	MACRS Re	ADR Regular	MACRS	7 - Year Pr JCA 50% E
0	0	0	0	0	0	0	0	0	0	0	0	0	0	0	0	0	7-Year Property	MACRS Re	ADR Regular	MACRS	7 - Year Property
0.01	0.01	0	0	0	0	0	0	0	0	0	0	0	0	0	0	0	Non-Residential Real I	MACRS Re	ADR Regular	MACRS	Non - Residential Real
0.01	0.01	0	0	0	0	0	0	0	0	0	0	0	0	0	0	0	Non-Residential Real I	MACRS Re	ADR Regular	MACRS	Non - Residential Real
0	0.01	0	0	0	0	0	0	0	0	0	0	0	0	0	0	0	7-Year Property	MACRS Re	ADR Regular	MACRS	7 - Year Pr JCA 50% E
0	0	0	0	0	0	0	0	0	0	0	0	0	0	0	0	0	7-Year Property	MACRS Re	ADR Regular	MACRS	7 - Year Property
0	0	0	0	0	0	0	0	0	0	0	0	0	0	0	0	0	NON-Depreciable	MACRS Re	ADR Regular	MACRS	Class Life
0	-0.04	0	0	0	0	0	0	0	0	0	0	0	0	0	0	0	NON-Depreciable	MACRS Re	ADR Regular	MACRS	Class Life
0	0.02	0	0	0	0	0	0	0	0	0	0	0	0	0	0	0	NON-Depreciable	MACRS Re	ADR Regular	MACRS	Class Life
18148	16754.17	0	0	0	0	0	0	0	0	0	0	0	0	0	0	0	NON-Depreciable	MACRS Re	ADR Regular	MACRS	Class Life
0	0	0	0	0	0	0	0	0	0	0	0	0	0	0	0	0	NON-Depreciable	MACRS Re	ADR Regular	MACRS	Class Life
28204.07	26036.11	0	0	0	0	0	0	0	0	0	0	0	0	0	0	0	NON-Depreciable	MACRS Re	ADR Regular	MACRS	Class Life
0	0	0	0	0	0	0	0	0	0	0	0	0	0	0	0	0	15-Year Property	Tax Expen	Tax Expense Retire La	MACRS	15 - Year Property
0	0	0	0	0	0	0	0	0	0	0	0	0	0	0	0	0	15-Year Property	Tax Expen	Tax Expense Retire La	MACRS	15 - Year Property
84872.63	269404.68	269404.68	0	31049.67	363.88	140380.15	171793.69	31413.54	0	0	0	0	0	0	0	0	15-Year Property	Tax Expen	Tax Expense Retire La	MACRS	15 - Year Property
0	0	0	0	0	0	0	0	0	0	0	0	0	0	0	0	0	15-Year Property	Tax Expen	Tax Expense Retire La	MACRS	15 - Year Property
20096.99	45220.28	45220.28	0	5519.91	64.7	22282.75	27867.36	5584.61	0	0	0	0	0	0	0	0	15-Year Property	Tax Expen	Tax Expense Retire La	MACRS	15 - Year Property
0	0	0	0	0	0	0	0	0	0	0	0	0	0	0	0	0	15-Year Property	Tax Expen	Tax Expense Retire La	MACRS	15 - Year Property
0	0	0	0	0	0	0	0	0	0	0	0	0	0	0	0	0	15-Year Property	Tax Expen	Tax Expense Retire La	MACRS	15 - Year Property
-235148.03	-219910.79	-219910.79	0	0	-3206.28	-7472.08	-10678.36	-3206.28	0	0	0	0	0	0	0	0	15-Year Property	Tax Expen	Tax Expense Retire La	MACRS	15 - Year Property
0	0	0	0	0	0	0	0	0	0	0	0	0	0	0	0	0	15-Year Property	Tax Expen	Tax Expense Retire La	MACRS	15 - Year Property
0	0	0	0	0	0	0	0	0	0	0	0	0	0	0	0	0	15-Year Property	Tax Expen	Tax Expense Retire La	MACRS	15 - Year Property
0	0	0	0	0	0	0	0	0	0	0	0	0	0	0	0	0	15-Year Property	Tax Expen	Tax Expense Retire La	MACRS	15 - Year Property
0	0	0	0	0	0	0	0	0	0	0	0	0	0	0	0	0	15-Year Property	Tax Expen	Tax Expense Retire La	MACRS	15 - Year Property
0	0	0	0	0	0	0	0	0	0	0	0	0	0	0	0	0	15-Year Property	Tax Expen	Tax Expense Retire La	MACRS	15 - Year Property
0	0	0	0	0	0	0	0	0	0	0	0	0	0	0	0	0	15-Year Property	Tax Expen	Tax Expense Retire La	MACRS	15 - Year Property
0	0	0	0	0	0	0	0	0	0	0	0	0	0	0	0	0	15-Year Property	Tax Expen	Tax Expense Retire La	MACRS	15 - Year Property
0	0	0	0	0	0	0	0	0	0	0	0	0	0	0	0	0	15-Year Property	Tax Expen	Tax Expense Retire La	MACRS	15 - Year Property
0	0	0	0	0	0	0	0	0	0	0	0	0	0	0	0	0	15-Year Property	Tax Expen	Tax Expense Retire La	MACRS	15 - Year Property

0	0	0	0	0	0	0	0	0	0	0	0	0	0	0	0	0	15-Year Property	Tax Expen:	Tax Expense Retire La	MACRS	15 - Year Property
3044.7	2832.26	2832.26	0	0	0	0	0	0	0	0	0	0	0	0	0	0	15-Year Property	Tax Expen:	Tax Expense Retire La	MACRS	15 - Year Property
0	0	0	0	0	0	0	0	0	0	0	0	0	0	0	0	0	15-Year Property	Tax Expen:	Tax Expense Retire La	MACRS	15 - Year Property
0	0	0	0	0	0	0	0	0	0	0	0	0	0	0	0	0	15-Year Property	Tax Expen:	Tax Expense Retire La	MACRS	15 - Year Property
0	0	0	0	0	0	0	0	0	0	0	0	0	0	0	0	0	15-Year Property	Tax Expen:	Tax Expense Retire La	MACRS	15 - Year Property
14300.76	13353.59	13353.59	0	0	0	0	0	0	0	0	0	0	0	0	0	0	15-Year Property	Tax Expen:	Tax Expense Retire La	MACRS	15 - Year Property
0	0	0	0	0	0	0	0	0	0	0	0	0	0	0	0	0	20-Year Property	Tax Expen:	Tax Expense Retire La	MACRS	20 - Year Property
34261.05	31757.27	31757.27	0	0	0	0	0	0	0	0	0	0	0	0	0	0	20-Year Property	Tax Expen:	Tax Expense Retire La	MACRS	20 - Year Property
0	0	0	0	0	0	0	0	0	0	0	0	0	0	0	0	0	20-Year Property	Tax Expen:	Tax Expense Retire La	MACRS	20 - Year Property
0	0	0	0	0	0	0	0	0	0	0	0	0	0	0	0	0	15-Year Property	Tax Expen:	Tax Expense Retire La	MACRS	15 - Year Property
0	0	0	0	0	0	0	0	0	0	0	0	0	0	0	0	0	20-Year Property	Tax Expen:	Tax Expense Retire La	MACRS	20 - Year Property
0	0	0	0	0	0	0	0	0	0	0	0	0	0	0	0	0	20-Year Property	Tax Expen:	Tax Expense Retire La	MACRS	20 - Year Property
0	0	0	0	0	0	0	0	0	0	0	0	0	0	0	0	0	20-Year Property	Tax Expen:	Tax Expense Retire La	MACRS	20 - Year Property
0	0	0	0	0	0	0	0	0	0	0	0	0	0	0	0	0	20-Year Property	Tax Expen:	Tax Expense Retire La	MACRS	20 - Year Property
231113.89	277948.72	277948.72	0	3965.48	0	58943.36	62908.84	3965.48	0	0	0	0	0	0	0	0	20-Year Property	Tax Expen:	Tax Expense Retire La	MACRS	20 - Year Property
0	0	0	0	0	0	0	0	0	0	0	0	0	0	0	0	0	20-Year Property	Tax Expen:	Tax Expense Retire La	MACRS	20 - Year Property
0	0	0	0	0	0	0	0	0	0	0	0	0	0	0	0	0	20-Year Property	Tax Expen:	Tax Expense Retire La	MACRS	20 - Year Property
0	0	0	0	0	0	0	0	0	0	0	0	0	0	0	0	0	20-Year Property	Tax Expen:	Tax Expense Retire La	MACRS	20 - Year Property
39207.73	70956.76	70956.76	0	674.42	0	33708.99	34383.41	674.42	0	0	0	0	0	0	0	0	20-Year Property	Tax Expen:	Tax Expense Retire La	MACRS	20 - Year Property
0	0	0	0	0	0	0	0	0	0	0	0	0	0	0	0	0	20-Year Property	Tax Expen:	Tax Expense Retire La	MACRS	20 - Year Property
0	0	0	0	0	0	0	0	0	0	0	0	0	0	0	0	0	20-Year Property	Tax Expen:	Tax Expense Retire La	MACRS	20 - Year Property
0	0	0	0	0	0	0	0	0	0	0	0	0	0	0	0	0	20-Year Property	Tax Expen:	Tax Expense Retire La	MACRS	20 - Year Property
104074.09	127515.9	127515.9	0	694.2	7443.37	22328.93	30466.5	8137.57	0	0	0	0	0	0	0	0	20-Year Property	Tax Expen:	Tax Expense Retire La	MACRS	20 - Year Property
0	0	0	0	0	0	0	0	0	0	0	0	0	0	0	0	0	20-Year Property	Tax Expen:	Tax Expense Retire La	MACRS	20 - Year Property
0	0	0	0	0	0	0	0	0	0	0	0	0	0	0	0	0	20-Year Property	Tax Expen:	Tax Expense Retire La	MACRS	20 - Year Property
0	0	0	0	0	0	0	0	0	0	0	0	0	0	0	0	0	20-Year Property	Tax Expen:	Tax Expense Retire La	MACRS	20 - Year Property
0	0	0	0	0	0	0	0	0	0	0	0	0	0	0	0	0	20-Year Property	Tax Expen:	Tax Expense Retire La	MACRS	20 - Year Property
0	0	0	0	0	0	0	0	0	0	0	0	0	0	0	0	0	20-Year Property	Tax Expen:	Tax Expense Retire La	MACRS	20 - Year Property
0	0	0	0	0	0	0	0	0	0	0	0	0	0	0	0	0	20-Year Property	Tax Expen:	Tax Expense Retire La	MACRS	20 - Year Property
0	0	0	0	0	0	0	0	0	0	0	0	0	0	0	0	0	20-Year Property	Tax Expen:	Tax Expense Retire La	MACRS	20 - Year Property
18514.21	21402.81	21402.81	0	0	0	0	0	0	0	0	0	0	0	0	0	0	20-Year Property	Tax Expen:	Tax Expense Retire La	MACRS	20 - Year Property
0	0	0	0	0	0	0	0	0	0	0	0	0	0	0	0	0	5-Year Property	MACRS Re	ADR Regular	MACRS	5 - Year Property
0	0	0	0	0	0	0	0	0	0	0	0	0	0	0	0	0	AMT - ALL Property	MACRS Re	ADR Regular	MACRS	5 - Year Property
0	0	0	0	0	0	0	0	0	0	0	0	0	0	0	0	0	5-Year Property	MACRS Re	ADR Regular	MACRS	5 - Year Property
0	0	0	0	0	0	0	0	0	0	0	0	0	0	0	0	0	AMT - ALL Property	MACRS Re	ADR Regular	MACRS	5 - Year Property
0	0	0	0	0	0	0	0	0	0	0	0	0	0	0	0	0	5-Year Property	MACRS Re	ADR Regular	MACRS	5 - Year Property
0	0	0	0	0	0	0	0	0	0	0	0	0	0	0	0	0	AMT - ALL Property	MACRS Re	ADR Regular	MACRS	5 - Year Property
0	0	0	0	0	0	0	0	0	0	0	0	0	0	0	0	0	3-Year Property	MACRS Re	ADR Regular	MACRS	3 - Year Property
28459.44	26590.43	0	0	0	0	0	0	0	0	0	0	0	0	0	0	0	NON-Depreciable	MACRS Re	ADR Regular	MACRS	Class Life
0	0	0	0	0	0	0	0	0	0	0	0	0	0	0	0	0	NON-Depreciable	MACRS Re	ADR Regular	MACRS	Class Life
8737.4	8049.83	8049.83	0	0	0	0	0	0	0	0	0	0	0	0	0	0	7-Year Property	MACRS Re	ADR Regular	MACRS	7 - Year Property
8737.4	8049.84	8049.84	0	0	0	0	0	0	0	0	0	0	0	0	0	0	AMT - ALL Property	MACRS Re	ADR Regular	MACRS	7 - Year Property
0	0	0	0	0	0	0	0	0	0	0	0	0	0	0	0	0	7-Year Property	MACRS Re	ADR Regular	MACRS	7 - Year Property
0	0	0	0	0	0	0	0	0	0	0	0	0	0	0	0	0	AMT - ALL Property	MACRS Re	ADR Regular	MACRS	7 - Year Property
0	0	0	0	0	0	0	0	0	0	0	0	0	0	0	0	0	7-Year Property	MACRS Re	ADR Regular	MACRS	7 - Year Property
0	0	0	0	0	0	0	0	0	0	0	0	0	0	0	0	0	AMT - ALL Property	MACRS Re	ADR Regular	MACRS	7 - Year Property
0	0	0	0	0	0	0	0	0	0	0	0	0	0	0	0	0	7-Year Property	MACRS Re	ADR Regular	MACRS	7 - Year Property
0	0	0	0	0	0	0	0	0	0	0	0	0	0	0	0	0	AMT - ALL Property	MACRS Re	ADR Regular	MACRS	7 - Year Property
0	0	0	0	0	0	0	0	0	0	0	0	0	0	0	0	0	7-Year Property	MACRS Re	ADR Regular	MACRS	7 - Year Property
372.33	346.43	346.43	0	0	0	0	0	0	0	0	0	0	0	0	0	0	AMT - ALL Property	MACRS Re	ADR Regular	MACRS	7 - Year Property
372.33	346.43	346.43	0	0	0	0	0	0	0	0	0	0	0	0	0	0	7-Year Property	MACRS Re	ADR Regular	MACRS	7 - Year Property
0	0	0	0	0	0	0	0	0	0	0	0	0	0	0	0	0	AMT - ALL Property	MACRS Re	ADR Regular	MACRS	7 - Year Property
0	0	0	0	0	0	0	0	0	0	0	0	0	0	0	0	0	7-Year Property	MACRS Re	ADR Regular	MACRS	7 - Year Property
0	0	0	0	0	0	0	0	0	0	0	0	0	0	0	0	0	AMT - ALL Property	MACRS Re	ADR Regular	MACRS	7 - Year Property
0	0	0	0	0	0	0	0	0	0	0	0	0	0	0	0	0	7-Year Property	MACRS Re	ADR Regular	MACRS	7 - Year Property
0	0	0	0	0	0	0	0	0	0	0	0	0	0	0	0	0	AMT - ALL Property	MACRS Re	ADR Regular	MACRS	7 - Year Property
0	0	0	0	0	0	0	0	0	0	0	0	0	0	0	0	0	Non-Residential Real I	MACRS Re	ADR Regular	MACRS	Non - Residential Real
0	0	0	0	0	0	0	0	0	0	0	0	0	0	0	0	0	Non-Residential Real I	MACRS Re	ADR Regular	MACRS	Non - Residential Real
539.3	485.89	252.82	0	0	0	0	0	0	0	0	0	0	0	0	0	0	Non-Residential Real I	MACRS Re	ADR Regular	MACRS	Non - Residential Real
0	0	0	0	0	0	0	0	0	0	0	0	0	0	0	0	0	Non-Residential Real I	MACRS Re	ADR Regular	MACRS	Non - Residential Real
0	0.01	0	0	0	0	0	0	0	0	0	0	0	0	0	0	0	Non-Residential Real I	MACRS Re	ADR Regular	MACRS	Non - Residential Real
0	0	0	0	0	0	0	0	0	0	0	0	0	0	0	0	0	Non-Residential Real I	MACRS Re	ADR Regular	MACRS	Non - Residential Real
0	0	0	0	0	0	0	0	0	0	0	0	0	0	0	0	0	Non-Residential Real I	MACRS Re	ADR Regular	MACRS	Non - Residential Real
12927.58	11647.27	6209.21	0	0	0	0	0	0	0	0	0	0	0	0	0	0	Non-Residential Real I	MACRS Re	ADR Regular	MACRS	Non - Residential Real
0	0	0	0	0	0	0	0	0	0	0	0	0	0	0	0	0	Non-Residential Real I	MACRS Re	ADR Regular	MACRS	Non - Residential Real
0	0	0	0	0	0	0	0	0	0	0	0	0	0	0	0	0	Non-Residential Real I	MACRS Re	ADR Regular	MACRS	Non - Residential Real
0	0	0	0	0	0	0	0	0	0	0	0	0	0	0	0	0	Non-Residential Real I	MACRS Re	ADR Regular	MACRS	Non - Residential Real
0	0	0	0	0	0	0	0	0	0	0	0	0	0	0	0	0	Non-Residential Real I	MACRS Re	ADR Regular	MACRS	Non - Residential Real
2452.75	2209.83	1163.91	0	0	0	0	0	0	0	0	0	0	0	0	0	0	Non-Residential Real I	MACRS Re	ADR Regular	MACRS	Non - Residential Real
0	0	0	0	0	0	0	0	0	0	0	0	0	0	0	0	0	7-Year Property	MACRS Re	ADR Regular	MACRS	7 - Year Property
0	0	0	0	0	0	0	0	0	0	0	0	0	0	0	0	0	AMT - ALL Property	MACRS Re	ADR Regular	MACRS	7 - Year Property
0	0.01	0.01	0	0	0	0	0	0	0	0	0	0	0	0	0	0	7-Year Property	MACRS Re	ADR Regular	MACRS	7 - Year Property
0	0	0	0	0	0	0	0	0	0	0	0	0	0	0	0	0	AMT - ALL Property	MACRS Re	ADR Regular	MACRS	7 - Year Property
0	0	0	0	0	0	0	0	0	0	0	0	0	0	0	0	0	7-Year Property	MACRS Re	ADR Regular	MACRS	7 - Year Property
0	0	0	0	0	0	0	0	0	0	0	0	0	0	0	0	0	AMT - ALL Property	MACRS Re	ADR Regular	MACRS	7 - Year Property
0	0	0	0	0	0	0	0	0	0	0	0	0	0	0	0	0	7-Year Property	MACRS Re	ADR Regular	MACRS	7 - Year Property
0	0	0	0	0	0	0	0	0	0	0	0	0	0	0	0	0	AMT - ALL Property	MACRS Re	ADR Regular	MACRS	7 - Year Property
0	0	0	0	0	0	0	0	0	0	0	0	0	0	0	0	0	7-Year Property	MACRS Re	ADR Regular	MACRS	7 - Year Property
0	0	0	0	0	0	0	0	0	0	0	0	0	0	0	0	0	AMT - ALL Property	MACRS Re	ADR Regular	MACRS	7 - Year Property
26790.73	24722.2	0	0	0	0	0	0	0	0	0	0	0	0	0	0	0	NON-Depreciable	MACRS Re	ADR Regular	MACRS	Class Life
0	0	0	0	0	0	0	0	0	0	0	0	0	0	0	0	0	NON-Depreciable	MACRS Re	ADR Regular	MACRS	Class Life
1328.67	1949.55	1949.55	0	723.55	0	0	723.55	723.55	0	0	0	0	0	0	0	0	7-Year Property	Tax Expen:	Tax Expense Retire La	MACRS	7 - Year Property
1328.67	1949.55	1949.55	0	723.55	0	0	723.55	723.55	0	0	0	0	0	0	0	0	AMT - ALL Property	Tax Expen:	Tax Expense Retire La	MACRS	7 - Year Property
0	0	0	0	0	0	0	0	0	0	0	0	0	0	0	0	0	7-Year Property	Tax Expen:	Tax Expense Retire La	MACRS	7 - Year Property
0	0	0	0	0	0	0	0	0	0	0	0	0	0	0	0	0	AMT - ALL Property	Tax Expen:	Tax Expense Retire La	MACRS	7 - Year Property
0	56541	56541	0	0	0	0	0	0	0	0	0	0	0	0	0	0 -1	15-Year Property	MACRS Re	ADR Regular	MACRS	15 - Year Property
0	0	0	0	0	0	0	0	0	0	0	0	0	0	0	0	0 -1	15-Year Property	MACRS Re	ADR Regular	MACRS	15 - Year Property
0	0	0	0	0	0	0	0	0	0	0	0	0	0	0	0	0 -1	15-Year Property	MACRS Re	ADR Regular	MACRS	15 - Year Property
0	-0.01	-0.01	0	0	0	0	0	0	0	0	0	0	0	0	0	0	5-Year Property	MACRS Re	ADR Regular	MACRS	5 - Year Property
0	0	0	0	0	0	0	0	0	0	0	0	0	0	0	0	0	AMT - ALL Property	MACRS Re	ADR Regular	MACRS	5 - Year Property
0	0	0	0	0	0	0	0	0	0	0	0	0	0	0	0	0	5-Year Property	MACRS Re	ADR Regular	MACRS	5 - Year Property

0	0	0	0	0	0	0	0	0	0	0	0	0	0	0	0	0	AMT - ALL Property	MACRS Re	ADR Regular	MACRS	5 - Year Property
0	0	0	0	0	0	0	0	0	0	0	0	0	0	0	0	0	3-Year Property	MACRS Re	ADR Regular	MACRS	3 - Year Property
0	0	0	0	0	0	0	0	0	0	0	0	0	0	0	0	0	3-Year Property	MACRS Re	ADR Regular	MACRS	3 - Year Property
0	0	0	0	0	0	0	0	0	0	0	0	0	0	0	0	0	7-Year Property	MACRS Re	ADR Regular	MACRS	7 - Year Property
0	0	0	0	0	0	0	0	0	0	0	0	0	0	0	0	0	AMT - ALL Property	MACRS Re	ADR Regular	MACRS	7 - Year Property
0	0	0	0	0	0	0	0	0	0	0	0	0	0	0	0	0	7-Year Property	MACRS Re	ADR Regular	MACRS	7 - Year Property
0	0	0	0	0	0	0	0	0	0	0	0	0	0	0	0	0	AMT - ALL Property	MACRS Re	ADR Regular	MACRS	7 - Year Property
65940.91	65940.91	0	0	0	0	0	0	0	0	0	0	0	0	0	0	0	NON-Depreciable	MACRS Re	ADR Regular	MACRS	Class Life
16707.54	16707.54	0	0	0	0	0	0	0	0	0	0	0	0	0	0	0	NON-Depreciable	MACRS Re	ADR Regular	MACRS	Class Life
-24394.73	-26351.47	-26351.47	0	-3.91	0	-2219.28	-2223.19	-3.91	0	0	0	0	0	0	0	0	15-Year Property	Tax Expen	Tax Expense Retire La	MACRS	15 - Year Property
121846.79	130008.77	130008.77	0	6278.85	24.56	2245.39	8548.81	6303.42	0	0	0	0	0	0	0	0	15-Year Property	Tax Expen	Tax Expense Retire La	MACRS	15 - Year Property
595739.25	633050.87	633050.87	0	30555.2	119.56	11306.29	41981.04	30674.75	0	0	0	0	0	0	0	0	15-Year Property	Tax Expen	Tax Expense Retire La	MACRS	15 - Year Property
32415.45	32415.45	32415.45	0	0	0	0	0	0	0	0	0	0	0	0	0	0	15-Year Property	Tax Expen	Tax Expense Retire La	MACRS	15 - Year Property
25476.26	25457.58	25457.58	0	0	0	0	0	0	0	0	0	0	0	0	0	0	15-Year Property	Tax Expen	Tax Expense Retire La	MACRS	15 - Year Property
3640.71	3640.71	3640.71	0	0	0	0	0	0	0	0	0	0	0	0	0	0	20-Year Property	Tax Expen	Tax Expense Retire La	MACRS	20 - Year Property
0	0	0	0	0	0	0	0	0	0	0	0	0	0	0	0	0	20-Year Property	Tax Expen	Tax Expense Retire La	MACRS	20 - Year Property
159671.15	179119.78	179119.78	0	6007.73	0	15676.48	21684.21	6007.73	0	0	0	0	0	0	0	0	20-Year Property	Tax Expen	Tax Expense Retire La	MACRS	20 - Year Property
1399.95	8754.16	8754.16	0	51.81	0	7344.15	7395.96	51.81	0	0	0	0	0	0	0	0	20-Year Property	Tax Expen	Tax Expense Retire La	MACRS	20 - Year Property
22565.24	32723	32723	0	0	711.56	9563.54	10275.1	711.56	0	0	0	0	0	0	0	0	20-Year Property	Tax Expen	Tax Expense Retire La	MACRS	20 - Year Property
276.48	276.48	276.48	0	0	0	0	0	0	0	0	0	0	0	0	0	0	20-Year Property	Tax Expen	Tax Expense Retire La	MACRS	20 - Year Property
-0.01	-0.01	-0.01	0	0	0	0	0	0	0	0	0	0	0	0	0	0	5-Year Property	MACRS Re	ADR Regular	MACRS	5 - Year Property
-0.01	-0.01	-0.01	0	0	0	0	0	0	0	0	0	0	0	0	0	0	AMT - ALL Property	MACRS Re	ADR Regular	MACRS	5 - Year Property
0	0	0	0	0	0	0	0	0	0	0	0	0	0	0	0	0	5-Year Property	MACRS Re	ADR Regular	MACRS	5 - Year Property
0	0	0	0	0	0	0	0	0	0	0	0	0	0	0	0	0	AMT - ALL Property	MACRS Re	ADR Regular	MACRS	5 - Year Property
0	0	0	0	0	0	0	0	0	0	0	0	0	0	0	0	0	5-Year Property	MACRS Re	ADR Regular	MACRS	5 - Year Property
0	0	0	0	0	0	0	0	0	0	0	0	0	0	0	0	0	AMT - ALL Property	MACRS Re	ADR Regular	MACRS	5 - Year Property
0	2285.65	2285.65	0	0	0	2285.65	2285.65	0	0	0	0	0	0	0	0	0	7-Year Property	MACRS Re	ADR Regular	MACRS	7 - Year Property
0	2285.65	2285.65	0	0	0	2285.65	2285.65	0	0	0	0	0	0	0	0	0	AMT - ALL Property	MACRS Re	ADR Regular	MACRS	7 - Year Property
0	0	0	0	0	0	0	0	0	0	0	0	0	0	0	0	0	7-Year Property	MACRS Re	ADR Regular	MACRS	7 - Year Property
0	0	0	0	0	0	0	0	0	0	0	0	0	0	0	0	0	AMT - ALL Property	MACRS Re	ADR Regular	MACRS	7 - Year Property
0	0	0	0	0	0	0	0	0	0	0	0	0	0	0	0	0	7-Year Property	MACRS Re	ADR Regular	MACRS	7 - Year Property
0	0	0	0	0	0	0	0	0	0	0	0	0	0	0	0	0	AMT - ALL Property	MACRS Re	ADR Regular	MACRS	7 - Year Property
0	1511.12	1511.12	0	0	0	1511.12	1511.12	0	0	0	0	0	0	0	0	0	7-Year Property	MACRS Re	ADR Regular	MACRS	7 - Year Property
0	1511.12	1511.12	0	0	0	1511.12	1511.12	0	0	0	0	0	0	0	0	0	AMT - ALL Property	MACRS Re	ADR Regular	MACRS	7 - Year Property
4885.71	9055.86	4651.67	0	0	0	4172.92	4172.92	0	0	0	0	0	0	0	0	0	Non-Residential Real I	MACRS Re	ADR Regular	MACRS	Non - Residential Real
0	87.42	87.42	0	0	0	87.42	87.42	0	0	0	0	0	0	0	0	0	7-Year Property	MACRS Re	ADR Regular	MACRS	7 - Year Property
0	87.42	87.42	0	0	0	87.42	87.42	0	0	0	0	0	0	0	0	0	AMT - ALL Property	MACRS Re	ADR Regular	MACRS	7 - Year Property
-2213.3	-2017.11	0	0	0	0	0	0	0	0	0	0	0	0	0	0	0	NON-Depreciable	MACRS Re	ADR Regular	MACRS	Class Life
0	0	0	0	0	0	0	0	0	0	0	0	0	0	0	0	0	15-Year Property	Tax Expen	Tax Expense Retire La	MACRS	15 - Year Property
2695.39	3656.42	3656.42	0	468.39	3.46	364.84	836.7	471.86	0	0	0	0	0	0	0	0	15-Year Property	Tax Expen	Tax Expense Retire La	MACRS	15 - Year Property
96.9	131.44	131.44	0	16.83	0.13	13.11	30.07	16.96	0	0	0	0	0	0	0	0	15-Year Property	Tax Expen	Tax Expense Retire La	MACRS	15 - Year Property
53301.1	63100.1	63100.1	0	8116.27	60.09	6064	14240.35	8176.35	0	0	0	0	0	0	0	0	15-Year Property	Tax Expen	Tax Expense Retire La	MACRS	15 - Year Property
260849.84	307932.08	307932.08	0	40090.11	296.81	26203.85	66590.76	40386.91	0	0	0	0	0	0	0	0	15-Year Property	Tax Expen	Tax Expense Retire La	MACRS	15 - Year Property
383260.98	253968.03	253968.03	0	0	0	-87962.34	-87962.34	0	0	0	0	0	0	0	0	0	15-Year Property	Tax Expen	Tax Expense Retire La	MACRS	15 - Year Property
120.26	724.5	724.5	0	0.06	0	604.18	604.24	0.06	0	0	0	0	0	0	0	0	20-Year Property	Tax Expen	Tax Expense Retire La	MACRS	20 - Year Property
61338.15	59143.79	59143.79	0	30.39	0	1808.93	1839.32	30.39	0	0	0	0	0	0	0	0	20-Year Property	Tax Expen	Tax Expense Retire La	MACRS	20 - Year Property
31280.2	51957.35	51957.35	0	0	147.8	22401.97	22549.77	147.8	0	0	0	0	0	0	0	0	20-Year Property	Tax Expen	Tax Expense Retire La	MACRS	20 - Year Property
0	0	0	0	0	0	0	0	0	0	0	0	0	0	0	0	0	5-Year Property	MACRS Re	ADR Regular	MACRS	5 - Year Property
0	0	0	0	0	0	0	0	0	0	0	0	0	0	0	0	0	AMT - ALL Property	MACRS Re	ADR Regular	MACRS	5 - Year Property
0	159.8	159.8	0	0	0	159.81	159.81	0	0	0	0	0	0	0	0	0	7-Year Property	MACRS Re	ADR Regular	MACRS	7 - Year Property
0	159.81	159.81	0	0	0	159.81	159.81	0	0	0	0	0	0	0	0	0	AMT - ALL Property	MACRS Re	ADR Regular	MACRS	7 - Year Property
-3115.49	-3054.14	-3054.14	0	0	0	0	0	0	0	0	0	0	0	0	0	0	7-Year Property	MACRS Re	ADR Regular	MACRS	7 - Year Property
-3115.49	-3054.14	-3054.14	0	0	0	0	0	0	0	0	0	0	0	0	0	0	AMT - ALL Property	MACRS Re	ADR Regular	MACRS	7 - Year Property
0	0	0	0	0	0	0	0	0	0	0	0	0	0	0	0	0	7-Year Property	MACRS Re	ADR Regular	MACRS	7 - Year Property
0	0	0	0	0	0	0	0	0	0	0	0	0	0	0	0	0	AMT - ALL Property	MACRS Re	ADR Regular	MACRS	7 - Year Property
14911	14911	14911	0	0	0	0	0	0	0	0	0	0	0	0	0	0	15-Year Property	MACRS Re	ADR Regular	MACRS	15 - Year Property
6319.57	6395.98	3409.64	0	0	0	0	0	0	0	0	0	0	0	0	0	0	Non-Residential Real I	MACRS Re	ADR Regular	MACRS	Non - Residential Real
0	0	0	0	0	0	0	0	0	0	0	0	0	0	0	0	0	15-Year Property	Tax Expen	Tax Expense Retire La	MACRS	15 - Year F JCA 30% E
0	0	0	0	0	0	0	0	0	0	0	0	0	0	0	0	0	15-Year Property	Tax Expen	Tax Expense Retire La	MACRS	15 - Year Property
0	0	0	0	0	0	0	0	0	0	0	0	0	0	0	0	0	15-Year Property	Tax Expen	Tax Expense Retire La	MACRS	15 - Year F JCA 30% E
0	0	0	0	0	0	0	0	0	0	0	0	0	0	0	0	0	15-Year Property	Tax Expen	Tax Expense Retire La	MACRS	15 - Year Property
0	0	0	0	0	0	0	0	0	0	0	0	0	0	0	0	0	15-Year Property	Tax Expen	Tax Expense Retire La	MACRS	15 - Year F JCA 30% E
0	0	0	0	0	0	0	0	0	0	0	0	0	0	0	0	0	15-Year Property	Tax Expen	Tax Expense Retire La	MACRS	15 - Year Property
160679.45	145803.88	145803.88	0	1641.13	399.47	29897.31	31937.91	2040.6	0	0	0	0	0	0	0	0	15-Year Property	Tax Expen	Tax Expense Retire La	MACRS	15 - Year F JCA 30% E
160679.45	208291.26	208291.26	0	2344.47	570.68	42710.42	45625.57	2915.15	0	0	0	0	0	0	0	0	15-Year Property	Tax Expen	Tax Expense Retire La	MACRS	15 - Year Property
133716.78	107837.72	107837.72	0	1370.55	333.57	11042.14	12746.26	1704.12	0	0	0	0	0	0	0	0	15-Year Property	Tax Expen	Tax Expense Retire La	MACRS	15 - Year F JCA 30% E
133716.78	154053.89	154053.89	0	1957.92	476.54	15774.5	18208.96	2434.46	0	0	0	0	0	0	0	0	15-Year Property	Tax Expen	Tax Expense Retire La	MACRS	15 - Year Property
3288.35	2738.14	2738.14	0	33.68	8.21	358.22	400.11	41.89	0	0	0	0	0	0	0	0	15-Year Property	Tax Expen	Tax Expense Retire La	MACRS	15 - Year F JCA 30% E
3288.35	3911.63	3911.63	0	48.11	11.72	511.74	571.58	59.84	0	0	0	0	0	0	0	0	15-Year Property	Tax Expen	Tax Expense Retire La	MACRS	15 - Year Property
87753.61	76697.29	74986.18	0	672.05	0	13796.51	14468.56	672.05	0	0	0	0	0	0	0	0	20-Year Property	Tax Expen	Tax Expense Retire La	MACRS	20 - Year F JCA 30% E
87753.61	109567.56	107123.09	0	960.07	0	19709.28	20669.35	960.07	0	0	0	0	0	0	0	0	20-Year Property	Tax Expen	Tax Expense Retire La	MACRS	20 - Year Property
0	0	0	0	0	0	0	0	0	0	0	0	0	0	0	0	0	20-Year Property	Tax Expen	Tax Expense Retire La	MACRS	20 - Year F JCA 30% E
0	0	0	0	0	0	0	0	0	0	0	0	0	0	0	0	0	20-Year Property	Tax Expen	Tax Expense Retire La	MACRS	20 - Year Property
59071.58	53530.48	52336.2	0	644.44	2825.63	8115.64	11585.71	3470.07	0	0	0	0	0	0	0	0	20-Year Property	Tax Expen	Tax Expense Retire La	MACRS	20 - Year F JCA 30% E
59071.58	76472.11	74766.03	0	920.62	4036.62	11593.77	16551.01	4957.24	0	0	0	0	0	0	0	0	20-Year Property	Tax Expen	Tax Expense Retire La	MACRS	20 - Year Property
9860.04	10796.32	10555.42	0	0	0	0	0	0	0	0	0	0	0	0	0	0	20-Year Property	Tax Expen	Tax Expense Retire La	MACRS	20 - Year F JCA 30% E
9860.04	15423.31	15079.19	0	0	0	0	0	0	0	0	0	0	0	0	0	0	20-Year Property	Tax Expen	Tax Expense Retire La	MACRS	20 - Year Property
0	0	0	0	0	0	0	0	0	0	0	0	0	0	0	0	0	3-Year Property	MACRS Re	ADR Regular	MACRS	3 - Year Pr JCA 30% E
0	0	0	0	0	0	0	0	0	0	0	0	0	0	0	0	0	3-Year Property	MACRS Re	ADR Regular	MACRS	3 - Year Property
0	0	0	0	0	0	0	0	0	0	0	0	0	0	0	0	0	3-Year Property	MACRS Re	ADR Regular	MACRS	3 - Year Pr JCA 30% E
0	0	0	0	0	0	0	0	0	0	0	0	0	0	0	0	0	3-Year Property	MACRS Re	ADR Regular	MACRS	3 - Year Property
0	0	0	0	0	0	0	0	0	0	0	0	0	0	0	0	0	7-Year Property	Tax Expen	Tax Expense Retire La	MACRS	7 - Year Pr JCA 30% E
0	0	0	0	0	0	0	0	0	0	0	0	0	0	0	0	0	7-Year Property	Tax Expen	Tax Expense Retire La	MACRS	7 - Year Property
0	0	0	0	0	0	0	0	0	0	0	0	0	0	0	0	0	7-Year Property	Tax Expen	Tax Expense Retire La	MACRS	7 - Year Pr JCA 30% E
0	0	0	0	0	0	0	0	0	0	0	0	0	0	0	0	0	7-Year Property	Tax Expen	Tax Expense Retire La	MACRS	7 - Year Property
152305.47	109637.16	109637.16	0	7.08	39.72	857.96	904.76	46.8	0	0	0	0	0	0	0	0	15-Year Property	Tax Expen	Tax Expense Retire La	MACRS	15 - Year F JCA 30% E
152305.47	156624.51	156624.51	0	10.12	56.75	1225.66	1292.52	66.86	0	0	0	0	0	0	0	0	15-Year Property	Tax Expen	Tax Expense Retire La	MACRS	15 - Year Property
548617.72	394305.43	394305.43	0	24.64	138.18	15908.78	16071.6	162.82	0	0	0	0	0	0	0	0	15-Year Property	Tax Expen	Tax Expense Retire La	MACRS	15 - Year F JCA 30% E
548617.72	563293.47	563293.47	0	35.2	197.39	22726.81	22959.4	232.59	0	0	0	0	0	0	0	0	15-Year Property	Tax Expen	Tax Expense Retire La	MACRS	15 - Year Property
27689.29	19635.08	19635.08	0	0	0	0	0	0	0	0	0	0	0	0	0	0	15-Year Property	Tax Expen	Tax Expense Retire La	MACRS	15 - Year F JCA 30% E
27689.29	28050.12	28050.12	0	0	0	0	0	0	0	0	0	0	0	0	0	0	15-Year Property	Tax Expen	Tax Expense Retire La	MACRS	15 - Year Property
13904	10848.96	10606.92	0	198.11	0	798.37	996.48	198.11	0	0	0	0	0	0	0	0	20-Year Property	Tax Expen	Tax Expense Retire La	MACRS	20 - Year F JCA 30% E

13904	15498.51	15152.73	0	283.02	0	1140.54	1423.56	283.02	0	0	0	0	0	0	0	0	20-Year Property	Tax Expen:	Tax Expense Retire La	MACRS	20 - Year Property
40478.3	46332.99	45299.29	0	574.82	0	17171.02	17745.84	574.82	0	0	0	0	0	0	0	0	20-Year Property	Tax Expen:	Tax Expense Retire La	MACRS	20 - Year F JCA 30% E
40478.3	66189.98	64713.32	0	821.17	0	24530.01	25351.18	821.17	0	0	0	0	0	0	0	0	20-Year Property	Tax Expen:	Tax Expense Retire La	MACRS	20 - Year Property
5486.42	17416.26	17027.68	0	78.16	0	13451	13529.16	78.16	0	0	0	0	0	0	0	0	20-Year Property	Tax Expen:	Tax Expense Retire La	MACRS	20 - Year F JCA 30% E
5486.42	24880.37	24325.25	0	111.66	0	19215.73	19327.39	111.66	0	0	0	0	0	0	0	0	20-Year Property	Tax Expen:	Tax Expense Retire La	MACRS	20 - Year Property
15206.14	13494.45	13193.38	0	0	280.29	2430.8	2711.09	280.29	0	0	0	0	0	0	0	0	20-Year Property	Tax Expen:	Tax Expense Retire La	MACRS	20 - Year F JCA 30% E
15206.14	19277.79	18847.66	0	0	400.41	3472.57	3872.98	400.41	0	0	0	0	0	0	0	0	20-Year Property	Tax Expen:	Tax Expense Retire La	MACRS	20 - Year Property
0	0	0	0	0	0	0	0	0	0	0	0	0	0	0	0	0	7-Year Property	MACRS Re	ADR Regular	MACRS	7 - Year Pr JCA 30% E
0	0	0	0	0	0	0	0	0	0	0	0	0	0	0	0	0	7-Year Property	MACRS Re	ADR Regular	MACRS	7 - Year Property
-12398.93	-8857.66	-8857.66	0	0	0	0	0	0	0	0	0	0	0	0	0	0	15-Year Property	Tax Expen:	Tax Expense Retire La	MACRS	15 - Year F JCA 30% E
-12398.93	-12653.8	-12653.8	0	0	0	0	0	0	0	0	0	0	0	0	0	0	15-Year Property	Tax Expen:	Tax Expense Retire La	MACRS	15 - Year Property
4532.39	3506.94	3506.94	0	22.93	23.59	240.36	286.87	46.51	0	0	0	0	0	0	0	0	15-Year Property	Tax Expen:	Tax Expense Retire La	MACRS	15 - Year F JCA 30% E
4532.39	5009.92	5009.92	0	32.75	33.7	343.4	409.85	66.45	0	0	0	0	0	0	0	0	15-Year Property	Tax Expen:	Tax Expense Retire La	MACRS	15 - Year Property
12591.2	17242.88	16858.18	0	0	112.76	8197.78	8310.54	112.76	0	0	0	0	0	0	0	0	20-Year Property	Tax Expen:	Tax Expense Retire La	MACRS	20 - Year F JCA 30% E
12591.2	24632.69	24083.11	0	0	161.09	11711.09	11872.18	161.09	0	0	0	0	0	0	0	0	20-Year Property	Tax Expen:	Tax Expense Retire La	MACRS	20 - Year Property
0.03	-3335.07	0	0	0	0	0	0	0	0	0	0	0	0	0	0	0	NON-Depreciable	MACRS Re	ADR Regular	MACRS	Class Life
0.03	-3335.07	0	0	0	0	0	0	0	0	0	0	0	0	0	0	0	NON-Depreciable	MACRS Re	ADR Regular	MACRS	Class Life
0	0	0	0	0	0	0	0	0	0	0	0	0	0	0	0	0	15-Year Property	Tax Expen:	Tax Expense Retire La	MACRS	15 - Year F JCA 50% E
0	0	0	0	0	0	0	0	0	0	0	0	0	0	0	0	0	15-Year Property	Tax Expen:	Tax Expense Retire La	MACRS	15 - Year Property
0	0	0	0	0	0	0	0	0	0	0	0	0	0	0	0	0	15-Year Property	Tax Expen:	Tax Expense Retire La	MACRS	15 - Year F JCA 50% E
0	0	0	0	0	0	0	0	0	0	0	0	0	0	0	0	0	15-Year Property	Tax Expen:	Tax Expense Retire La	MACRS	15 - Year Property
0	0	0	0	0	0	0	0	0	0	0	0	0	0	0	0	0	15-Year Property	Tax Expen:	Tax Expense Retire La	MACRS	15 - Year F JCA 50% E
0	0	0	0	0	0	0	0	0	0	0	0	0	0	0	0	0	15-Year Property	Tax Expen:	Tax Expense Retire La	MACRS	15 - Year Property
0	0	0	0	0	0	0	0	0	0	0	0	0	0	0	0	0	15-Year Property	Tax Expen:	Tax Expense Retire La	MACRS	15 - Year F JCA 50% E
0	0	0	0	0	0	0	0	0	0	0	0	0	0	0	0	0	15-Year Property	Tax Expen:	Tax Expense Retire La	MACRS	15 - Year Property
0	0	0	0	0	0	0	0	0	0	0	0	0	0	0	0	0	15-Year Property	Tax Expen:	Tax Expense Retire La	MACRS	15 - Year F JCA 50% E
0	0	0	0	0	0	0	0	0	0	0	0	0	0	0	0	0	15-Year Property	Tax Expen:	Tax Expense Retire La	MACRS	15 - Year Property
0	0	0	0	0	0	0	0	0	0	0	0	0	0	0	0	0	15-Year Property	Tax Expen:	Tax Expense Retire La	MACRS	15 - Year F JCA 50% E
985415.61	559253.69	559253.69	0	6294.8	1532.19	114676.78	122503.77	7826.99	0	0	0	0	0	0	0	0	15-Year Property	Tax Expen:	Tax Expense Retire La	MACRS	15 - Year F JCA 50% E
985415.61	1118507.38	1118507.38	0	12589.61	3064.37	229353.55	245007.53	15653.98	0	0	0	0	0	0	0	0	15-Year Property	Tax Expen:	Tax Expense Retire La	MACRS	15 - Year Property
0	-738.18	-738.18	0	0	0	0	0	0	0	0	0	0	0	0	0	0	15-Year Property	Tax Expen:	Tax Expense Retire La	MACRS	15 - Year Property
0	-738.18	-730.95	0	0	0	0	0	0	0	0	0	0	0	0	0	0	20-Year Property	Tax Expen:	Tax Expense Retire La	MACRS	20 - Year Property
0	0	0	0	0	0	0	0	0	0	0	0	0	0	0	0	0	15-Year Property	Tax Expen:	Tax Expense Retire La	MACRS	15 - Year F JCA 50% E
0	0	0	0	0	0	0	0	0	0	0	0	0	0	0	0	0	15-Year Property	Tax Expen:	Tax Expense Retire La	MACRS	15 - Year Property
0	0	0	0	0	0	0	0	0	0	0	0	0	0	0	0	0	15-Year Property	Tax Expen:	Tax Expense Retire La	MACRS	15 - Year F JCA 50% E
0	0	0	0	0	0	0	0	0	0	0	0	0	0	0	0	0	15-Year Property	Tax Expen:	Tax Expense Retire La	MACRS	15 - Year Property
0	0	0	0	0	0	0	0	0	0	0	0	0	0	0	0	0	15-Year Property	Tax Expen:	Tax Expense Retire La	MACRS	15 - Year F JCA 50% E
0	0	0	0	0	0	0	0	0	0	0	0	0	0	0	0	0	15-Year Property	Tax Expen:	Tax Expense Retire La	MACRS	15 - Year Property
2284183.08	1289627.27	1289627.27	0	15934.63	3878.57	164227.21	184040.41	19813.2	0	0	0	0	0	0	0	0	15-Year Property	Tax Expen:	Tax Expense Retire La	MACRS	15 - Year F JCA 50% E
2284183.08	2579254.54	2579254.54	0	31869.26	7757.13	328454.41	368080.8	39626.39	0	0	0	0	0	0	0	0	15-Year Property	Tax Expen:	Tax Expense Retire La	MACRS	15 - Year Property
0	0	0	0	0	0	0	0	0	0	0	0	0	0	0	0	0	15-Year Property	Tax Expen:	Tax Expense Retire La	MACRS	15 - Year F JCA 50% E
0	0	0	0	0	0	0	0	0	0	0	0	0	0	0	0	0	15-Year Property	Tax Expen:	Tax Expense Retire La	MACRS	15 - Year Property
0	0	0	0	0	0	0	0	0	0	0	0	0	0	0	0	0	15-Year Property	Tax Expen:	Tax Expense Retire La	MACRS	15 - Year F JCA 50% E
0	0	0	0	0	0	0	0	0	0	0	0	0	0	0	0	0	15-Year Property	Tax Expen:	Tax Expense Retire La	MACRS	15 - Year Property
0	0	0	0	0	0	0	0	0	0	0	0	0	0	0	0	0	15-Year Property	Tax Expen:	Tax Expense Retire La	MACRS	15 - Year F JCA 50% E
0	0	0	0	0	0	0	0	0	0	0	0	0	0	0	0	0	15-Year Property	Tax Expen:	Tax Expense Retire La	MACRS	15 - Year Property
0	0	0	0	0	0	0	0	0	0	0	0	0	0	0	0	0	15-Year Property	Tax Expen:	Tax Expense Retire La	MACRS	15 - Year F JCA 50% E
0	0	0	0	0	0	0	0	0	0	0	0	0	0	0	0	0	15-Year Property	Tax Expen:	Tax Expense Retire La	MACRS	15 - Year Property
0	0	0	0	0	0	0	0	0	0	0	0	0	0	0	0	0	15-Year Property	Tax Expen:	Tax Expense Retire La	MACRS	15 - Year F JCA 50% E
0	0	0	0	0	0	0	0	0	0	0	0	0	0	0	0	0	15-Year Property	Tax Expen:	Tax Expense Retire La	MACRS	15 - Year Property
1003081.03	657684.04	657684.04	0	7271.06	1769.81	144157.86	153198.73	9040.87	0	0	0	0	0	0	0	0	15-Year Property	Tax Expen:	Tax Expense Retire La	MACRS	15 - Year F JCA 50% E
1003081.03	1315368.08	1315368.08	0	14542.13	3539.61	288315.64	306397.38	18081.74	0	0	0	0	0	0	0	0	15-Year Property	Tax Expen:	Tax Expense Retire La	MACRS	15 - Year Property
0	0	0	0	0	0	0	0	0	0	0	0	0	0	0	0	0	15-Year Property	Tax Expen:	Tax Expense Retire La	MACRS	15 - Year F JCA 50% E
0	0	0	0	0	0	0	0	0	0	0	0	0	0	0	0	0	15-Year Property	Tax Expen:	Tax Expense Retire La	MACRS	15 - Year Property
0	0	0	0	0	0	0	0	0	0	0	0	0	0	0	0	0	15-Year Property	Tax Expen:	Tax Expense Retire La	MACRS	15 - Year F JCA 50% E
0	0	0	0	0	0	0	0	0	0	0	0	0	0	0	0	0	15-Year Property	Tax Expen:	Tax Expense Retire La	MACRS	15 - Year Property
0	0	0	0	0	0	0	0	0	0	0	0	0	0	0	0	0	15-Year Property	Tax Expen:	Tax Expense Retire La	MACRS	15 - Year F JCA 50% E
0	0	0	0	0	0	0	0	0	0	0	0	0	0	0	0	0	15-Year Property	Tax Expen:	Tax Expense Retire La	MACRS	15 - Year Property
343635.83	168106.98	168106.98	0	0	0	8776.1	8776.1	0	0	0	0	0	0	0	0	0	15-Year Property	Tax Expen:	Tax Expense Retire La	MACRS	15 - Year F JCA 50% E
343635.83	336213.96	336213.96	0	0	0	17552.21	17552.21	0	0	0	0	0	0	0	0	0	15-Year Property	Tax Expen:	Tax Expense Retire La	MACRS	15 - Year Property
0	0	0	0	0	0	0	0	0	0	0	0	0	0	0	0	0	15-Year Property	Tax Expen:	Tax Expense Retire La	MACRS	15 - Year F JCA 50% E
0	0	0	0	0	0	0	0	0	0	0	0	0	0	0	0	0	15-Year Property	Tax Expen:	Tax Expense Retire La	MACRS	15 - Year Property
80266.53	39056.26	39056.26	0	0	0	1545.7	1545.7	0	0	0	0	0	0	0	0	0	15-Year Property	Tax Expen:	Tax Expense Retire La	MACRS	15 - Year F JCA 50% E
80266.53	78112.51	78112.51	0	0	0	3091.39	3091.39	0	0	0	0	0	0	0	0	0	15-Year Property	Tax Expen:	Tax Expense Retire La	MACRS	15 - Year Property
409860.22	194104.5	189774	0	0	0	100.69	100.69	0	0	0	0	0	0	0	0	0	20-Year Property	Tax Expen:	Tax Expense Retire La	MACRS	20 - Year F JCA 50% E
409860.22	388209	379548.07	0	0	0	201.39	201.39	0	0	0	0	0	0	0	0	0	20-Year Property	Tax Expen:	Tax Expense Retire La	MACRS	20 - Year Property
0	0	0	0	0	0	0	0	0	0	0	0	0	0	0	0	0	20-Year Property	Tax Expen:	Tax Expense Retire La	MACRS	20 - Year F JCA 50% E
0	0	0	0	0	0	0	0	0	0	0	0	0	0	0	0	0	20-Year Property	Tax Expen:	Tax Expense Retire La	MACRS	20 - Year Property
0	0	0	0	0	0	0	0	0	0	0	0	0	0	0	0	0	20-Year Property	Tax Expen:	Tax Expense Retire La	MACRS	20 - Year F JCA 50% E
0	0	0	0	0	0	0	0	0	0	0	0	0	0	0	0	0	20-Year Property	Tax Expen:	Tax Expense Retire La	MACRS	20 - Year Property
220835.74	121146.76	118444	0	1107.27	0	17509.05	18616.32	1107.27	0	0	0	0	0	0	0	0	20-Year Property	Tax Expen:	Tax Expense Retire La	MACRS	20 - Year F JCA 50% E
220835.74	242293.52	236887.95	0	2214.54	0	35018.12	37232.66	2214.54	0	0	0	0	0	0	0	0	20-Year Property	Tax Expen:	Tax Expense Retire La	MACRS	20 - Year Property
0	0	0	0	0	0	0	0	0	0	0	0	0	0	0	0	0	20-Year Property	Tax Expen:	Tax Expense Retire La	MACRS	20 - Year F JCA 50% E
0	0	0	0	0	0	0	0	0	0	0	0	0	0	0	0	0	20-Year Property	Tax Expen:	Tax Expense Retire La	MACRS	20 - Year Property
0	0	0	0	0	0	0	0	0	0	0	0	0	0	0	0	0	20-Year Property	Tax Expen:	Tax Expense Retire La	MACRS	20 - Year F JCA 50% E
0	0	0	0	0	0	0	0	0	0	0	0	0	0	0	0	0	20-Year Property	Tax Expen:	Tax Expense Retire La	MACRS	20 - Year Property
0	0	0	0	0	0	0	0	0	0	0	0	0	0	0	0	0	20-Year Property	Tax Expen:	Tax Expense Retire La	MACRS	20 - Year F JCA 50% E
0	0	0	0	0	0	0	0	0	0	0	0	0	0	0	0	0	20-Year Property	Tax Expen:	Tax Expense Retire La	MACRS	20 - Year Property
0	0	0	0	0	0	0	0	0	0	0	0	0	0	0	0	0	20-Year Property	Tax Expen:	Tax Expense Retire La	MACRS	20 - Year F JCA 50% E
0	0	0	0	0	0	0	0	0	0	0	0	0	0	0	0	0	20-Year Property	Tax Expen:	Tax Expense Retire La	MACRS	20 - Year Property
0	0	0	0	0	0	0	0	0	0	0	0	0	0	0	0	0	20-Year Property	Tax Expen:	Tax Expense Retire La	MACRS	20 - Year F JCA 50% E
0	0	0	0	0	0	0	0	0	0	0	0	0	0	0	0	0	20-Year Property	Tax Expen:	Tax Expense Retire La	MACRS	20 - Year Property
0	0	0	0	0	0	0	0	0	0	0	0	0	0	0	0	0	20-Year Property	Tax Expen:	Tax Expense Retire La	MACRS	20 - Year F JCA 50% E
0	0	0	0	0	0	0	0	0	0	0	0	0	0	0	0	0	20-Year Property	Tax Expen:	Tax Expense Retire La	MACRS	20 - Year Property
0	0	0	0	0	0	0	0	0	0	0	0	0	0	0	0	0	20-Year Property	Tax Expen:	Tax Expense Retire La	MACRS	20 - Year F JCA 50% E
0	0	0	0	0	0	0	0	0	0	0	0	0	0	0	0	0	20-Year Property	Tax Expen:	Tax Expense Retire La	MACRS	20 - Year Property
0	0	0	0	0	0	0	0	0	0	0	0	0	0	0	0	0	20-Year Property	Tax Expen:	Tax Expense Retire La	MACRS	20 - Year F JCA 50% E
2200067.19	1285631.93	1256949.5	0	10694.6	0	284647.87	295342.47	10694.6	0	0	0	0	0	0	0	0	20-Year Property	Tax Expen:	Tax Expense Retire La	MACRS	20 - Year F JCA 50% E
2200067.19	2571263.86	2513898.94	0	21389.2	0	569295.71	590684.91	21389.2	0	0	0	0	0	0	0	0	20-Year Property	Tax Expen:	Tax Expense Retire La	MACRS	20 - Year Property
0	0	0	0	0	0	0	0	0	0	0	0	0	0	0	0	0	20-Year Property	Tax Expen:	Tax Expense Retire La	MACRS	20 - Year F JCA 50% E
0	0	0	0	0	0	0	0	0	0	0	0	0	0	0	0	0	20-Year Property	Tax Expen:	Tax Expense Retire La	MACRS	20 - Year Property
0	0	0	0	0	0	0	0	0	0	0	0	0	0	0	0	0	20-Year Property	Tax Expen:	Tax Expense Retire La	MACRS	20 - Year F JCA 50% E
0	0	0	0	0	0	0	0	0	0	0	0	0	0	0	0	0	20-Year Property	Tax Expen:	Tax Expense Retire La	MACRS	20 - Year Property
286376.01	336151.84	328652.29	0	1428.59	0	202439.68	203868.27	1428.59	0	0	0	0	0	0	0	0	20-Year Property	Tax Expen:	Tax Expense Retire La	MACRS	20 - Year F JCA 50% E
286376.01	672303.68	657304.6	0	2857.19	0	404879.33	407736.52	2857.19	0	0	0	0	0	0	0	0	20-Year Property	Tax Expen:	Tax Expense Retire La	MACRS	20 - Year Property
0	0	0	0	0	0	0	0	0	0	0	0	0	0	0	0	0	20-Year Property	Tax Expen:	Tax Expense Retire La	MACRS	20 - Year F JCA 50% E
0	0	0	0	0	0	0	0	0	0	0	0	0	0	0	0	0	20-Year Property	Tax Expen:	Tax Expense Retire La	MACRS	20 - Year Property
0	0	0	0	0	0	0	0	0	0	0	0	0	0	0	0	0	20-Year Property	Tax Expen:	Tax Expense Retire La	MACRS	20 - Year F JCA 50% E
0	0	0	0	0	0	0	0	0	0	0	0	0	0	0	0	0	20-Year Property	Tax Expen:	Tax Expense Retire La	MACRS	20 - Year Property
0	0	0	0	0	0	0	0	0	0	0	0	0	0	0	0	0	20-Year Property	Tax Expen:	Tax Expense Retire La	MACRS	20 - Year F JCA 50% E

0	0	0	0	0	0	0	0	0	0	0	0	0	0	0	0	0	20-Year Property	Tax Expen:	Tax Expense Retire La	MACRS	20 - Year Property
0	0	0	0	0	0	0	0	0	0	0	0	0	0	0	0	0	20-Year Property	Tax Expen:	Tax Expense Retire La	MACRS	20 - Year F JCA 50% E
0	0	0	0	0	0	0	0	0	0	0	0	0	0	0	0	0	20-Year Property	Tax Expen:	Tax Expense Retire La	MACRS	20 - Year Property
2514406.9	2079018.97	2032636.1	0	17582.65	77093.88	839932.14	934608.67	94676.53	0	0	0	0	0	0	0	0	20-Year Property	Tax Expen:	Tax Expense Retire La	MACRS	20 - Year F JCA 50% E
2514406.9	4158037.93	4065272.07	0	35165.3	154187.76	1679864.3	1869217.33	189353.1	0	0	0	0	0	0	0	0	20-Year Property	Tax Expen:	Tax Expense Retire La	MACRS	20 - Year Property
0	0	0	0	0	0	0	0	0	0	0	0	0	0	0	0	0	20-Year Property	Tax Expen:	Tax Expense Retire La	MACRS	20 - Year F JCA 50% E
0	0	0	0	0	0	0	0	0	0	0	0	0	0	0	0	0	20-Year Property	Tax Expen:	Tax Expense Retire La	MACRS	20 - Year Property
66765.45	48905.48	47814.37	0	0	0	0	0	0	0	0	0	0	0	0	0	0	20-Year Property	Tax Expen:	Tax Expense Retire La	MACRS	20 - Year F JCA 50% E
66765.45	97810.96	95628.84	0	0	0	0	0	0	0	0	0	0	0	0	0	0	20-Year Property	Tax Expen:	Tax Expense Retire La	MACRS	20 - Year Property
0	0.01	0.01	0	0	0	0	0	0	0	0	0	0	0	0	0	0	5-Year Property	MACRS Re	ADR Regular	MACRS	5 - Year Pr JCA 50% E
0	0.01	0.01	0	0	0	0	0	0	0	0	0	0	0	0	0	0	5-Year Property	MACRS Re	ADR Regular	MACRS	5 - Year Property
0	0.01	0.01	0	0	0	0	0	0	0	0	0	0	0	0	0	0	5-Year Property	MACRS Re	ADR Regular	MACRS	5 - Year Pr JCA 50% E
0	0	0	0	0	0	0	0	0	0	0	0	0	0	0	0	0	5-Year Property	MACRS Re	ADR Regular	MACRS	5 - Year Property
53848.09	25020.93	25020.93	0	0	0	0	0	0	0	0	0	0	0	0	0	0	5-Year Property	MACRS Re	ADR Regular	MACRS	5 - Year Pr JCA 50% E
53848.09	50041.85	50041.85	0	0	0	0	0	0	0	0	0	0	0	0	0	0	5-Year Property	MACRS Re	ADR Regular	MACRS	5 - Year Property
0	0	0	0	0	0	0	0	0	0	0	0	0	0	0	0	0	3-Year Property	MACRS Re	ADR Regular	MACRS	3 - Year Pr JCA 50% E
0	0	0	0	0	0	0	0	0	0	0	0	0	0	0	0	0	3-Year Property	MACRS Re	ADR Regular	MACRS	3 - Year Property
0	0	0	0	0	0	0	0	0	0	0	0	0	0	0	0	0	3-Year Property	MACRS Re	ADR Regular	MACRS	3 - Year Pr JCA 50% E
0	0	0	0	0	0	0	0	0	0	0	0	0	0	0	0	0	3-Year Property	MACRS Re	ADR Regular	MACRS	3 - Year Property
0	0.01	0.01	0	0	0	0	0	0	0	0	0	0	0	0	0	0	7-Year Property	MACRS Re	ADR Regular	MACRS	7 - Year Pr JCA 50% E
0	0	0	0	0	0	0	0	0	0	0	0	0	0	0	0	0	7-Year Property	MACRS Re	ADR Regular	MACRS	7 - Year Property
0	0	0	0	0	0	0	0	0	0	0	0	0	0	0	0	0	7-Year Property	MACRS Re	ADR Regular	MACRS	7 - Year Pr JCA 50% E
0	0	0	0	0	0	0	0	0	0	0	0	0	0	0	0	0	7-Year Property	MACRS Re	ADR Regular	MACRS	7 - Year Property
0	7202.88	7202.88	0	0	0	7202.86	7202.86	0	0	0	0	0	0	0	0	0	7-Year Property	MACRS Re	ADR Regular	MACRS	7 - Year Pr JCA 50% E
0	14405.74	14405.74	0	0	0	14405.72	14405.72	0	0	0	0	0	0	0	0	0	7-Year Property	MACRS Re	ADR Regular	MACRS	7 - Year Property
0	0	0	0	0	0	0	0	0	0	0	0	0	0	0	0	0	7-Year Property	MACRS Re	ADR Regular	MACRS	7 - Year Pr JCA 50% E
0	0	0	0	0	0	0	0	0	0	0	0	0	0	0	0	0	7-Year Property	MACRS Re	ADR Regular	MACRS	7 - Year Property
0	0	0	0	0	0	0	0	0	0	0	0	0	0	0	0	0	7-Year Property	MACRS Re	ADR Regular	MACRS	7 - Year Pr JCA 50% E
0	0	0	0	0	0	0	0	0	0	0	0	0	0	0	0	0	7-Year Property	MACRS Re	ADR Regular	MACRS	7 - Year Property
444659.9	207436.73	207436.73	0	0	0	1704.08	1704.08	0	0	0	0	0	0	0	0	0	7-Year Property	MACRS Re	ADR Regular	MACRS	7 - Year Pr JCA 50% E
444659.9	414873.46	414873.46	0	0	0	3408.16	3408.16	0	0	0	0	0	0	0	0	0	7-Year Property	MACRS Re	ADR Regular	MACRS	7 - Year Property
171.11	79.44	79.44	0	0	0	0	0	0	0	0	0	0	0	0	0	0	7-Year Property	MACRS Re	ADR Regular	MACRS	7 - Year Pr JCA 50% E
171.11	158.88	158.88	0	0	0	0	0	0	0	0	0	0	0	0	0	0	7-Year Property	MACRS Re	ADR Regular	MACRS	7 - Year Property
0	0.01	0.01	0	0	0	0	0	0	0	0	0	0	0	0	0	0	7-Year Property	MACRS Re	ADR Regular	MACRS	7 - Year Pr JCA 50% E
0	0	0	0	0	0	0	0	0	0	0	0	0	0	0	0	0	7-Year Property	MACRS Re	ADR Regular	MACRS	7 - Year Property
0	-0.01	-0.01	0	0	0	0	0	0	0	0	0	0	0	0	0	0	7-Year Property	MACRS Re	ADR Regular	MACRS	7 - Year Pr JCA 50% E
0	-0.01	-0.01	0	0	0	0	0	0	0	0	0	0	0	0	0	0	7-Year Property	MACRS Re	ADR Regular	MACRS	7 - Year Property
0	0	0	0	0	0	0	0	0	0	0	0	0	0	0	0	0	7-Year Property	MACRS Re	ADR Regular	MACRS	7 - Year Pr JCA 50% E
0	0	0	0	0	0	0	0	0	0	0	0	0	0	0	0	0	7-Year Property	MACRS Re	ADR Regular	MACRS	7 - Year Property
0	0.02	0.02	0	0	0	0	0	0	0	0	0	0	0	0	0	0	7-Year Property	MACRS Re	ADR Regular	MACRS	7 - Year Pr JCA 50% E
0	-0.01	-0.01	0	0	0	0	0	0	0	0	0	0	0	0	0	0	7-Year Property	MACRS Re	ADR Regular	MACRS	7 - Year Property
1216.88	1107.16	550.06	0	0	0	0	0	0	0	0	0	0	0	0	0	0	Non-Residential Real I	MACRS Re	ADR Regular	MACRS	Non - Residential Real
1216.88	1107.16	554.79	0	0	0	0	0	0	0	0	0	0	0	0	0	0	Non-Residential Real I	MACRS Re	ADR Regular	MACRS	Non - Residential Real
14669.14	13520.64	6687.86	0	0	0	0	0	0	0	0	0	0	0	0	0	0	Non-Residential Real I	MACRS Re	ADR Regular	MACRS	Non - Residential Real
14669.14	13520.64	6774.53	0	0	0	0	0	0	0	0	0	0	0	0	0	0	Non-Residential Real I	MACRS Re	ADR Regular	MACRS	Non - Residential Real
0	0.02	0.02	0	0	0	0	0	0	0	0	0	0	0	0	0	0	7-Year Property	MACRS Re	ADR Regular	MACRS	7 - Year Pr JCA 50% E
0	0.01	0.01	0	0	0	0	0	0	0	0	0	0	0	0	0	0	7-Year Property	MACRS Re	ADR Regular	MACRS	7 - Year Property
5.9	2.76	2.76	0	1.56	0	0	0	0	0	0	0	0	0	0	0	0	7-Year Property	MACRS Re	ADR Regular	MACRS	7 - Year Pr JCA 50% E
5.9	5.49	5.49	0	3.12	0	0	0	0	0	0	0	0	0	0	0	0	7-Year Property	MACRS Re	ADR Regular	MACRS	7 - Year Property
0	0	0	0	0	0	0	0	0	0	0	0	0	0	0	0	0	7-Year Property	MACRS Re	ADR Regular	MACRS	7 - Year Pr JCA 50% E
0	0	0	0	0	0	0	0	0	0	0	0	0	0	0	0	0	7-Year Property	MACRS Re	ADR Regular	MACRS	7 - Year Property
0	0	0	0	0	0	0	0	0	0	0	0	0	0	0	0	0	7-Year Property	MACRS Re	ADR Regular	MACRS	7 - Year Pr JCA 50% E
0	0	0	0	0	0	0	0	0	0	0	0	0	0	0	0	0	7-Year Property	MACRS Re	ADR Regular	MACRS	7 - Year Property
0	0.01	0.01	0	0	0	0	0	0	0	0	0	0	0	0	0	0	7-Year Property	MACRS Re	ADR Regular	MACRS	7 - Year Pr JCA 50% E
0	0	0	0	0	0	0	0	0	0	0	0	0	0	0	0	0	7-Year Property	MACRS Re	ADR Regular	MACRS	7 - Year Property
7355.78	3677.9	3677.9	0	0	0	0	0	0	0	0	0	0	0	0	0	0	5-Year Property	MACRS Re	ADR Regular	MACRS	5 - Year Pr JCA 50% E
7355.78	7355.78	7355.78	0	0	0	0	0	0	0	0	0	0	0	0	0	0	5-Year Property	MACRS Re	ADR Regular	MACRS	5 - Year Property
0	0	0	0	0	0	0	0	0	0	0	0	0	0	0	0	0	5-Year Property	MACRS Re	ADR Regular	MACRS	5 - Year Pr JCA 50% E
0	0	0	0	0	0	0	0	0	0	0	0	0	0	0	0	0	5-Year Property	MACRS Re	ADR Regular	MACRS	5 - Year Property
0	0	0	0	73078.91	0	0	0	0	0	0	0	0	0	0	0	0	7-Year Property	MACRS Re	ADR Regular	MACRS	7 - Year Pr JCA 50% E
0	0	0	0	146157.8	0	0	0	0	0	0	0	0	0	0	0	0	7-Year Property	MACRS Re	ADR Regular	MACRS	7 - Year Property
39395.55	17523.22	17523.22	0	0	0	0	0	0	0	0	0	0	0	0	0	0	7-Year Property	Tax Expen:	Tax Expense Retire La	MACRS	7 - Year Pr JCA 50% E
39395.55	35046.45	35046.45	0	0	0	0	0	0	0	0	0	0	0	0	0	0	7-Year Property	Tax Expen:	Tax Expense Retire La	MACRS	7 - Year Property
0	0	0	0	0	0	0	0	0	0	0	0	0	0	0	0	0	7-Year Property	Tax Expen:	Tax Expense Retire La	MACRS	7 - Year Pr JCA 50% E
0	0	0	0	0	0	0	0	0	0	0	0	0	0	0	0	0	7-Year Property	Tax Expen:	Tax Expense Retire La	MACRS	7 - Year Property
92416.57	0	0	0	0	0	0	0	0	0	0	0	0	0	0	0	0	20-Year Property	Tax Expen:	Tax Expense Retire La	MACRS	20 - Year Property
92416.57	0	0	0	0	0	0	0	0	0	0	0	0	0	0	0	0	20-Year Property	Tax Expen:	Tax Expense Retire La	MACRS	20 - Year Property
0	20.5	19.99	0	0	0	0	0	0	0	0	0	0	0	0	0	0	20-Year Property	Tax Expen:	Tax Expense Retire La	MACRS	20 - Year F JCA 50% E
0	109	106.54	0	0	0	0	0	0	0	0	0	0	0	0	0	0	20-Year Property	Tax Expen:	Tax Expense Retire La	MACRS	20 - Year F JCA 50% E
0	131	128.07	0	0	0	0	0	0	0	0	0	0	0	0	0	0	20-Year Property	Tax Expen:	Tax Expense Retire La	MACRS	20 - Year F JCA 50% E
0	0	0	0	0	0	0	0	0	0	0	0	0	0	0	0	0	5-Year Property	MACRS Re	ADR Regular	MACRS	5 - Year Pr JCA 50% E
0	0	0	0	0	0	0	0	0	0	0	0	0	0	0	0	0	5-Year Property	MACRS Re	ADR Regular	MACRS	5 - Year Property
0	-0.02	-0.02	0	0	0	0	0	0	0	0	0	0	0	0	0	0	5-Year Property	MACRS Re	ADR Regular	MACRS	5 - Year Pr JCA 50% E
0	-0.01	-0.01	0	0	0	0	0	0	0	0	0	0	0	0	0	0	5-Year Property	MACRS Re	ADR Regular	MACRS	5 - Year Property
0	0	0	0	0	0	0	0	0	0	0	0	0	0	0	0	0	7-Year Property	MACRS Re	ADR Regular	MACRS	7 - Year Pr JCA 50% E
0	0	0	0	0	0	0	0	0	0	0	0	0	0	0	0	0	7-Year Property	MACRS Re	ADR Regular	MACRS	7 - Year Property
0	207.99	207.99	0	0	0	207.98	207.98	0	0	0	0	0	0	0	0	0	7-Year Property	MACRS Re	ADR Regular	MACRS	7 - Year Pr JCA 50% E
0	415.97	415.97	0	0	0	415.97	415.97	0	0	0	0	0	0	0	0	0	7-Year Property	MACRS Re	ADR Regular	MACRS	7 - Year Property
0	0.01	0.01	0	0	0	0	0	0	0	0	0	0	0	0	0	0	7-Year Property	MACRS Re	ADR Regular	MACRS	7 - Year Pr JCA 50% E
0	0	0	0	0	0	0	0	0	0	0	0	0	0	0	0	0	7-Year Property	MACRS Re	ADR Regular	MACRS	7 - Year Property
3319.04	1528.91	1494.77	0	0	0	0	0	0	0	0	0	0	0	0	0	0	20-Year Property	Tax Expen:	Tax Expense Retire La	MACRS	20 - Year F JCA 50% E
3319.04	3057.83	2989.61	0	0	0	0	0	0	0	0	0	0	0	0	0	0	20-Year Property	Tax Expen:	Tax Expense Retire La	MACRS	20 - Year Property
0.01	-1248.09	0	0	0	0	0	0	0	0	0	0	0	0	0	0	0	NON-Depreciable	MACRS Re	ADR Regular	MACRS	Class Life
0.01	-1248.09	0	0	0	0	0	0	0	0	0	0	0	0	0	0	0	NON-Depreciable	MACRS Re	ADR Regular	MACRS	Class Life
0.01	-2432.33	0	0	0	0	0	0	0	0	0	0	0	0	0	0	0	NON-Depreciable	MACRS Re	ADR Regular	MACRS	Class Life
0.01	-2432.33	0	0	0	0	0	0	0	0	0	0	0	0	0	0	0	NON-Depreciable	MACRS Re	ADR Regular	MACRS	Class Life
105025.99	48875.88	48875.88	0	3.16	17.75	282.56	303.47	20.91	0	0	0	0	0	0	0	0	15-Year Property	Tax Expen:	Tax Expense Retire La	MACRS	15 - Year F JCA 50% E
105025.99	97751.76	97751.76	0	6.33	35.49	565.13	606.95	41.82	0	0	0	0	0	0	0	0	15-Year Property	Tax Expen:	Tax Expense Retire La	MACRS	15 - Year Property
72841.63	33898.24	33898.24	0	2.19	12.31	195.96	210.45	14.49	0	0	0	0	0	0	0	0	15-Year Property	Tax Expen:	Tax Expense Retire La	MACRS	15 - Year F JCA 50% E
72841.63	67796.49	67796.49	0	4.38	24.61	391.92	420.91	28.99	0	0	0	0	0	0	0	0	15-Year Property	Tax Expen:	Tax Expense Retire La	MACRS	15 - Year Property
59552.57	27713.93	27713.93	0	1.8	10.06	160.2	172.06	11.86	0	0	0	0	0	0	0	0	15-Year Property	Tax Expen:	Tax Expense Retire La	MACRS	15 - Year F JCA 50% E
59552.57	55427.86	55427.86	0	3.6	20.12	320.42	344.14	23.72	0	0	0	0	0	0	0	0	15-Year Property	Tax Expen:	Tax Expense Retire La	MACRS	15 - Year Property

58568.91	27256.16	27256.16	0	1.77	9.9	157.54	169.21	11.67	0	0	0	0	0	0	0	0	15-Year Property	Tax Expen:	Tax Expense Retire La	MACRS	15 - Year F JCA 50% E
58568.91	54512.33	54512.33	0	3.54	19.79	315.12	338.46	23.34	0	0	0	0	0	0	0	0	15-Year Property	Tax Expen:	Tax Expense Retire La	MACRS	15 - Year Property
56892.11	26475.83	26475.83	0	1.72	9.61	153.05	164.38	11.33	0	0	0	0	0	0	0	0	15-Year Property	Tax Expen:	Tax Expense Retire La	MACRS	15 - Year F JCA 50% E
56892.11	52951.67	52951.67	0	3.44	19.22	306.1	328.76	22.66	0	0	0	0	0	0	0	0	15-Year Property	Tax Expen:	Tax Expense Retire La	MACRS	15 - Year Property
4528.42	2107.38	2107.38	0	0.14	0.77	12.17	13.08	0.91	0	0	0	0	0	0	0	0	15-Year Property	Tax Expen:	Tax Expense Retire La	MACRS	15 - Year F JCA 50% E
4528.42	4214.76	4214.76	0	0.28	1.54	24.34	26.15	1.81	0	0	0	0	0	0	0	0	15-Year Property	Tax Expen:	Tax Expense Retire La	MACRS	15 - Year Property
1413350.26	627997.9	627997.9	0	40.32	226.1	8825.63	9092.04	266.41	0	0	0	0	0	0	0	0	15-Year Property	Tax Expen:	Tax Expense Retire La	MACRS	15 - Year F JCA 50% E
1413350.26	1255995.79	1255995.79	0	80.63	452.19	17651.31	18184.14	532.83	0	0	0	0	0	0	0	0	15-Year Property	Tax Expen:	Tax Expense Retire La	MACRS	15 - Year Property
3153452.22	1489199.7	1489199.7	0	96.21	539.53	11650.33	12286.08	635.75	0	0	0	0	0	0	0	0	15-Year Property	Tax Expen:	Tax Expense Retire La	MACRS	15 - Year F JCA 50% E
3153452.22	2978399.39	2978399.39	0	192.43	1079.06	23300.65	24572.14	1271.49	0	0	0	0	0	0	0	0	15-Year Property	Tax Expen:	Tax Expense Retire La	MACRS	15 - Year Property
0	0	0	0	0	0	0	0	0	0	0	0	0	0	0	0	0	15-Year Property	Tax Expen:	Tax Expense Retire La	MACRS	15 - Year F JCA 50% E
0	0	0	0	0	0	0	0	0	0	0	0	0	0	0	0	0	15-Year Property	Tax Expen:	Tax Expense Retire La	MACRS	15 - Year Property
82513.83	36917.89	36917.89	0	0	0	0	0	0	0	0	0	0	0	0	0	0	15-Year Property	Tax Expen:	Tax Expense Retire La	MACRS	15 - Year F JCA 50% E
82513.83	73835.78	73835.78	0	0	0	0	0	0	0	0	0	0	0	0	0	0	15-Year Property	Tax Expen:	Tax Expense Retire La	MACRS	15 - Year Property
228105.59	105060.92	105060.92	0	0	0	0	0	0	0	0	0	0	0	0	0	0	15-Year Property	Tax Expen:	Tax Expense Retire La	MACRS	15 - Year F JCA 50% E
228105.59	210121.84	210121.84	0	0	0	0	0	0	0	0	0	0	0	0	0	0	15-Year Property	Tax Expen:	Tax Expense Retire La	MACRS	15 - Year Property
69956.52	34764.08	33988.5	0	0	0	2208.87	2208.87	0	0	0	0	0	0	0	0	0	20-Year Property	Tax Expen:	Tax Expense Retire La	MACRS	20 - Year F JCA 50% E
69956.52	69528.16	67977	0	0	0	4417.73	4417.73	0	0	0	0	0	0	0	0	0	20-Year Property	Tax Expen:	Tax Expense Retire La	MACRS	20 - Year Property
18807.74	37060.88	36234.09	0	166.32	0	28623.08	28789.4	166.32	0	0	0	0	0	0	0	0	20-Year Property	Tax Expen:	Tax Expense Retire La	MACRS	20 - Year F JCA 50% E
18807.74	74121.76	72468.09	0	332.63	0	57246.18	57578.81	332.63	0	0	0	0	0	0	0	0	20-Year Property	Tax Expen:	Tax Expense Retire La	MACRS	20 - Year Property
72192.24	50664.78	49534.45	0	640.16	0	18187.32	18827.48	640.16	0	0	0	0	0	0	0	0	20-Year Property	Tax Expen:	Tax Expense Retire La	MACRS	20 - Year F JCA 50% E
72192.24	101329.55	99068.86	0	1280.32	0	36374.7	37655.02	1280.32	0	0	0	0	0	0	0	0	20-Year Property	Tax Expen:	Tax Expense Retire La	MACRS	20 - Year Property
1057622.44	540211.85	528159.71	0	9864.55	0	39754.55	49619.1	9864.55	0	0	0	0	0	0	0	0	20-Year Property	Tax Expen:	Tax Expense Retire La	MACRS	20 - Year F JCA 50% E
1057622.44	1080423.69	1056319.47	0	19729.09	0	79509.1	99238.19	19729.09	0	0	0	0	0	0	0	0	20-Year Property	Tax Expen:	Tax Expense Retire La	MACRS	20 - Year Property
3272086.66	1915016.83	1872292.78	0	0	39777.78	344973.26	384751.04	39777.78	0	0	0	0	0	0	0	0	20-Year Property	Tax Expen:	Tax Expense Retire La	MACRS	20 - Year F JCA 50% E
3272086.66	3830033.66	3744585.59	0	0	79555.57	689946.55	769502.12	79555.57	0	0	0	0	0	0	0	0	20-Year Property	Tax Expen:	Tax Expense Retire La	MACRS	20 - Year Property
252.49	115.04	115.04	0	0	0	0	0	0	0	0	0	0	0	0	0	0	5-Year Property	MACRS Re	ADR Regular	MACRS	5 - Year Pr JCA 50% E
252.49	230.07	230.07	0	0	0	0	0	0	0	0	0	0	0	0	0	0	5-Year Property	MACRS Re	ADR Regular	MACRS	5 - Year Property
0	0	0	0	0	0	0	0	0	0	0	0	0	0	0	0	0	5-Year Property	MACRS Re	ADR Regular	MACRS	5 - Year Pr JCA 50% E
0	0	0	0	0	0	0	0	0	0	0	0	0	0	0	0	0	5-Year Property	MACRS Re	ADR Regular	MACRS	5 - Year Property
0	0	0	0	0	0	0	0	0	0	0	0	0	0	0	0	0	5-Year Property	MACRS Re	ADR Regular	MACRS	5 - Year Pr JCA 50% E
0	0	0	0	0	0	0	0	0	0	0	0	0	0	0	0	0	5-Year Property	MACRS Re	ADR Regular	MACRS	5 - Year Property
0	10349.2	10349.2	0	0	0	10349.19	10349.19	0	0	0	0	0	0	0	0	0	7-Year Property	MACRS Re	ADR Regular	MACRS	7 - Year Pr JCA 50% E
0	20698.38	20698.38	0	0	0	20698.37	20698.37	0	0	0	0	0	0	0	0	0	7-Year Property	MACRS Re	ADR Regular	MACRS	7 - Year Property
0	0.01	0.01	0	0	0	0	0	0	0	0	0	0	0	0	0	0	7-Year Property	MACRS Re	ADR Regular	MACRS	7 - Year Pr JCA 50% E
0	0	0	0	0	0	0	0	0	0	0	0	0	0	0	0	0	7-Year Property	MACRS Re	ADR Regular	MACRS	7 - Year Property
-43482.82	-21741.41	-21741.41	0	0	0	0	0	0	0	0	0	0	0	0	0	0	7-Year Property	MACRS Re	ADR Regular	MACRS	7 - Year Pr JCA 50% E
0	794.97	794.97	0	0	0	794.96	794.96	0	0	0	0	0	0	0	0	0	7-Year Property	MACRS Re	ADR Regular	MACRS	7 - Year Pr JCA 50% E
0	1589.91	1589.91	0	0	0	1589.93	1589.93	0	0	0	0	0	0	0	0	0	7-Year Property	MACRS Re	ADR Regular	MACRS	7 - Year Property
0	0	0	0	0	0	0	0	0	0	0	0	0	0	0	0	0	7-Year Property	MACRS Re	ADR Regular	MACRS	7 - Year Pr JCA 50% E
0	0	0	0	0	0	0	0	0	0	0	0	0	0	0	0	0	7-Year Property	MACRS Re	ADR Regular	MACRS	7 - Year Property
0	0	0	0	0	0	0	0	0	0	0	0	0	0	0	0	0	7-Year Property	MACRS Re	ADR Regular	MACRS	7 - Year Pr JCA 50% E
0	0.01	0.01	0	0	0	0	0	0	0	0	0	0	0	0	0	0	7-Year Property	MACRS Re	ADR Regular	MACRS	7 - Year Property
0	0	0	0	0	0	0	0	0	0	0	0	0	0	0	0	0	Non-Residential Real I	MACRS Re	ADR Regular	MACRS	Non - Residential Real
0	0	0	0	0	0	0	0	0	0	0	0	0	0	0	0	0	Non-Residential Real I	MACRS Re	ADR Regular	MACRS	Non - Residential Real
0	0.01	0	0	0	0	0	0	0	0	0	0	0	0	0	0	0	Non-Residential Real I	MACRS Re	ADR Regular	MACRS	Non - Residential Real
0	0.01	0	0	0	0	0	0	0	0	0	0	0	0	0	0	0	Non-Residential Real I	MACRS Re	ADR Regular	MACRS	Non - Residential Real
0	160.98	160.98	0	0	0	160.94	160.94	0	0	0	0	0	0	0	0	0	7-Year Property	MACRS Re	ADR Regular	MACRS	7 - Year Pr JCA 50% E
0	321.92	321.92	0	0	0	321.91	321.91	0	0	0	0	0	0	0	0	0	7-Year Property	MACRS Re	ADR Regular	MACRS	7 - Year Property
1.34	1.22	0.59	0	0	0	0	0	0	0	0	0	0	0	0	0	0	Non-Residential Real I	MACRS Re	ADR Regular	MACRS	Non - Residential Real
1.34	1.22	0.59	0	0	0	0	0	0	0	0	0	0	0	0	0	0	Non-Residential Real I	MACRS Re	ADR Regular	MACRS	Non - Residential Real
3866	0	0	0	0	0	0	0	0	0	0	0	0	0	0	0	0	NON-Depreciable	MACRS Re	ADR Regular	MACRS	Class Life
3866	0	0	0	0	0	0	0	0	0	0	0	0	0	0	0	0	NON-Depreciable	MACRS Re	ADR Regular	MACRS	Class Life
91801.59	44211.38	44211.38	0	302.06	310.82	1164.02	1776.9	612.88	0	0	0	0	0	0	0	0	15-Year Property	Tax Expen:	Tax Expense Retire La	MACRS	15 - Year F JCA 50% E
91801.59	88422.77	88422.77	0	604.12	621.63	2328.03	3553.78	1225.75	0	0	0	0	0	0	0	0	15-Year Property	Tax Expen:	Tax Expense Retire La	MACRS	15 - Year Property
47255.65	22758.18	22758.18	0	155.49	160	599.18	914.67	315.49	0	0	0	0	0	0	0	0	15-Year Property	Tax Expen:	Tax Expense Retire La	MACRS	15 - Year F JCA 50% E
47255.65	45516.37	45516.37	0	310.98	320	1198.36	1829.34	630.98	0	0	0	0	0	0	0	0	15-Year Property	Tax Expen:	Tax Expense Retire La	MACRS	15 - Year Property
41215.79	19849.41	19849.41	0	135.62	139.55	522.6	797.76	275.16	0	0	0	0	0	0	0	0	15-Year Property	Tax Expen:	Tax Expense Retire La	MACRS	15 - Year F JCA 50% E
41215.79	39698.81	39698.81	0	271.23	279.09	1045.2	1595.53	550.33	0	0	0	0	0	0	0	0	15-Year Property	Tax Expen:	Tax Expense Retire La	MACRS	15 - Year Property
156655.61	76861.67	76861.67	0	497.43	511.86	5971.42	6980.71	1009.29	0	0	0	0	0	0	0	0	15-Year Property	Tax Expen:	Tax Expense Retire La	MACRS	15 - Year F JCA 50% E
156655.61	153723.34	153723.34	0	994.87	1023.72	11942.79	13961.37	2018.58	0	0	0	0	0	0	0	0	15-Year Property	Tax Expen:	Tax Expense Retire La	MACRS	15 - Year Property
0	0	0	0	0	0	0	0	0	0	0	0	0	0	0	0	0	15-Year Property	Tax Expen:	Tax Expense Retire La	MACRS	15 - Year F JCA 50% E
0	0	0	0	0	0	0	0	0	0	0	0	0	0	0	0	0	15-Year Property	Tax Expen:	Tax Expense Retire La	MACRS	15 - Year Property
343015.54	160043.6	160043.6	0	1088.01	1119.56	4988.5	7196.07	2207.57	0	0	0	0	0	0	0	0	15-Year Property	Tax Expen:	Tax Expense Retire La	MACRS	15 - Year F JCA 50% E
343015.54	320087.2	320087.2	0	2176.02	2239.12	9976.98	14392.12	4415.14	0	0	0	0	0	0	0	0	15-Year Property	Tax Expen:	Tax Expense Retire La	MACRS	15 - Year Property
18441.26	8881.26	8881.26	0	60.68	62.43	233.83	356.94	123.11	0	0	0	0	0	0	0	0	15-Year Property	Tax Expen:	Tax Expense Retire La	MACRS	15 - Year F JCA 50% E
18441.26	17762.51	17762.51	0	121.36	124.87	467.66	713.89	246.23	0	0	0	0	0	0	0	0	15-Year Property	Tax Expen:	Tax Expense Retire La	MACRS	15 - Year Property
242572.07	119988.71	119988.71	0	6599.15	0	0	6599.15	6599.15	0	0	0	0	0	0	0	0	15-Year Property	Tax Expen:	Tax Expense Retire La	MACRS	15 - Year F JCA 50% E
242572.07	239977.42	239977.42	0	13198.3	0	0	13198.3	13198.3	0	0	0	0	0	0	0	0	15-Year Property	Tax Expen:	Tax Expense Retire La	MACRS	15 - Year Property
28982.74	14322.96	14322.96	0	787.73	0	0	787.73	787.73	0	0	0	0	0	0	0	0	15-Year Property	Tax Expen:	Tax Expense Retire La	MACRS	15 - Year F JCA 50% E
28982.74	28645.92	28645.92	0	1575.47	0	0	1575.47	1575.47	0	0	0	0	0	0	0	0	15-Year Property	Tax Expen:	Tax Expense Retire La	MACRS	15 - Year Property
3233.89	1512.12	1478.4	0	0	0	0	0	0	0	0	0	0	0	0	0	0	20-Year Property	Tax Expen:	Tax Expense Retire La	MACRS	20 - Year F JCA 50% E
3233.89	3024.23	2956.75	0	0	0	0	0	0	0	0	0	0	0	0	0	0	20-Year Property	Tax Expen:	Tax Expense Retire La	MACRS	20 - Year Property
330.3	20910.11	20443.62	0	0.61	0	20757.09	20757.7	0.61	0	0	0	0	0	0	0	0	20-Year Property	Tax Expen:	Tax Expense Retire La	MACRS	20 - Year F JCA 50% E
330.3	41820.22	40887.22	0	1.23	0	41514.17	41515.4	1.23	0	0	0	0	0	0	0	0	20-Year Property	Tax Expen:	Tax Expense Retire La	MACRS	20 - Year Property
5664.04	12903.92	12615.99	0	10.68	0	10246.05	10256.73	10.68	0	0	0	0	0	0	0	0	20-Year Property	Tax Expen:	Tax Expense Retire La	MACRS	20 - Year F JCA 50% E
5664.04	25807.85	25232.1	0	21.36	0	20492.11	20513.47	21.36	0	0	0	0	0	0	0	0	20-Year Property	Tax Expen:	Tax Expense Retire La	MACRS	20 - Year Property
272034.99	134074.62	131083.42	0	507.65	0	7701.39	8209.04	507.65	0	0	0	0	0	0	0	0	20-Year Property	Tax Expen:	Tax Expense Retire La	MACRS	20 - Year F JCA 50% E
272034.99	268149.24	262166.85	0	1015.31	0	15402.78	16418.09	1015.31	0	0	0	0	0	0	0	0	20-Year Property	Tax Expen:	Tax Expense Retire La	MACRS	20 - Year Property
354773.59	329459.34	322109.12	0	0	2154.32	156634.49	158788.81	2154.32	0	0	0	0	0	0	0	0	20-Year Property	Tax Expen:	Tax Expense Retire La	MACRS	20 - Year F JCA 50% E
354773.59	658918.67	644218.17	0	0	4308.64	313268.99	317577.63	4308.64	0	0	0	0	0	0	0	0	20-Year Property	Tax Expen:	Tax Expense Retire La	MACRS	20 - Year Property
0	-0.01	-0.01	0	0	0	0	0	0	0	0	0	0	0	0	0	0	7-Year Property	MACRS Re	ADR Regular	MACRS	7 - Year Pr JCA 50% E
0	-0.01	-0.01	0	0	0	0	0	0	0	0	0	0	0	0	0	0	7-Year Property	MACRS Re	ADR Regular	MACRS	7 - Year Property
17.4	8.13	8.13	0	0	0	0	0	0	0	0	0	0	0	0	0	0	7-Year Property	MACRS Re	ADR Regular	MACRS	7 - Year Pr JCA 50% E
17.4	16.27	16.27	0	0	0	0	0	0	0	0	0	0	0	0	0	0	7-Year Property	MACRS Re	ADR Regular	MACRS	7 - Year Property
0	0	0	0	0	0	0	0	0	0	0	0	0	0	0	0	0	7-Year Property	MACRS Re	ADR Regular	MACRS	7 - Year Pr JCA 50% E
0	0	0	0	0	0	0	0	0	0	0	0	0	0	0	0	0	7-Year Property	MACRS Re	ADR Regular	MACRS	7 - Year Property
0	0	0	0	0	0	0	0	0	0	0	0	0	0	0	0	0	NON-Depreciable	MACRS Re	ADR Regular	MACRS	Class Life
39628.98	40586.98	0	0	0	0	0	0	0	0	0	0	0	0	0	0	0	NON-Depreciable	MACRS Re	ADR Regular	MACRS	Class Life
35057.08	35057.08	0	0	0	0	0	0	0	0	0	0	0	0	0	0	0	NON-Depreciable	MACRS Re	ADR Regular	MACRS	Class Life
0	0	0	0	0	0	0	0	0	0	0	0	0	0	0	0	0	15-Year Property	Tax Expen:	Tax Expense Retire La	MACRS	15 - Year Property
0	0	0	0	0	0	0	0	0	0	0	0	0	0	0	0	0	15-Year Property	Tax Expen:	Tax Expense Retire La	MACRS	15 - Year Property

-155791.93	-158984.9	-158984.9	0	0	0	-713.48	-713.48	0	0	0	0	0	0	0	0	0	15-Year Property	Tax Expen:	Tax Expense Retire La	MACRS	15 - Year Property
0	0	0	0	0	0	0	0	0	0	0	0	0	0	0	0	0	15-Year Property	Tax Expen:	Tax Expense Retire La	MACRS	15 - Year Property
455168.1	590042.44	590042.44	0	6641.36	1616.52	120989.9	129247.78	8257.88	0	0	0	0	0	0	0	0	15-Year Property	Tax Expen:	Tax Expense Retire La	MACRS	15 - Year Property
0	0	0	0	0	0	0	0	0	0	0	0	0	0	0	0	0	15-Year Property	Tax Expen:	Tax Expense Retire La	MACRS	15 - Year Property
0	0	0	0	0	0	0	0	0	0	0	0	0	0	0	0	0	15-Year Property	Tax Expen:	Tax Expense Retire La	MACRS	15 - Year Property
0	0	0	0	0	0	0	0	0	0	0	0	0	0	0	0	0	15-Year Property	Tax Expen:	Tax Expense Retire La	MACRS	15 - Year Property
0	0	0	0	0	0	0	0	0	0	0	0	0	0	0	0	0	15-Year Property	Tax Expen:	Tax Expense Retire La	MACRS	15 - Year Property
0	0	0	0	0	0	0	0	0	0	0	0	0	0	0	0	0	15-Year Property	Tax Expen:	Tax Expense Retire La	MACRS	15 - Year Property
0	0	0	0	0	0	0	0	0	0	0	0	0	0	0	0	0	15-Year Property	Tax Expen:	Tax Expense Retire La	MACRS	15 - Year Property
0	0	0	0	0	0	0	0	0	0	0	0	0	0	0	0	0	15-Year Property	Tax Expen:	Tax Expense Retire La	MACRS	15 - Year Property
0	0	0	0	0	0	0	0	0	0	0	0	0	0	0	0	0	15-Year Property	Tax Expen:	Tax Expense Retire La	MACRS	15 - Year Property
0	0	0	0	0	0	0	0	0	0	0	0	0	0	0	0	0	15-Year Property	Tax Expen:	Tax Expense Retire La	MACRS	15 - Year Property
-19140.06	-19844.52	-19844.52	0	0	0	-403.49	-403.49	0	0	0	0	0	0	0	0	0	15-Year Property	Tax Expen:	Tax Expense Retire La	MACRS	15 - Year Property
0	0	0	0	0	0	0	0	0	0	0	0	0	0	0	0	0	15-Year Property	Tax Expen:	Tax Expense Retire La	MACRS	15 - Year Property
0	0	0	0	0	0	0	0	0	0	0	0	0	0	0	0	0	15-Year Property	Tax Expen:	Tax Expense Retire La	MACRS	15 - Year Property
0	0	0	0	0	0	0	0	0	0	0	0	0	0	0	0	0	15-Year Property	Tax Expen:	Tax Expense Retire La	MACRS	15 - Year Property
0	0	0	0	0	0	0	0	0	0	0	0	0	0	0	0	0	15-Year Property	Tax Expen:	Tax Expense Retire La	MACRS	15 - Year Property
0	0	0	0	0	0	0	0	0	0	0	0	0	0	0	0	0	15-Year Property	Tax Expen:	Tax Expense Retire La	MACRS	15 - Year Property
-89861.34	-91441.73	-91441.73	0	0	0	0	0	0	0	0	0	0	0	0	0	0	15-Year Property	Tax Expen:	Tax Expense Retire La	MACRS	15 - Year Property
289.63	308.43	308.43	0	0	0	12.2	12.2	0	0	0	0	0	0	0	0	0	15-Year Property	Tax Expen:	Tax Expense Retire La	MACRS	15 - Year Property
-49687.41	-51940.53	-50781.78	0	0	0	0	0	0	0	0	0	0	0	0	0	0	20-Year Property	Tax Expen:	Tax Expense Retire La	MACRS	20 - Year Property
14.06	16.8	16.43	0	0.16	0	2.38	2.54	0.16	0	0	0	0	0	0	0	0	20-Year Property	Tax Expen:	Tax Expense Retire La	MACRS	20 - Year Property
0	0	0	0	0	0	0	0	0	0	0	0	0	0	0	0	0	20-Year Property	Tax Expen:	Tax Expense Retire La	MACRS	20 - Year Property
0	0	0	0	0	0	0	0	0	0	0	0	0	0	0	0	0	20-Year Property	Tax Expen:	Tax Expense Retire La	MACRS	20 - Year Property
0	0	0	0	0	0	0	0	0	0	0	0	0	0	0	0	0	20-Year Property	Tax Expen:	Tax Expense Retire La	MACRS	20 - Year Property
0	0	0	0	0	0	0	0	0	0	0	0	0	0	0	0	0	20-Year Property	Tax Expen:	Tax Expense Retire La	MACRS	20 - Year Property
0	0	0	0	0	0	0	0	0	0	0	0	0	0	0	0	0	20-Year Property	Tax Expen:	Tax Expense Retire La	MACRS	20 - Year Property
0	0	0	0	0	0	0	0	0	0	0	0	0	0	0	0	0	20-Year Property	Tax Expen:	Tax Expense Retire La	MACRS	20 - Year Property
684040.49	899630.68	879559.89	0	7483.63	0	199184.45	206668.08	7483.63	0	0	0	0	0	0	0	0	20-Year Property	Tax Expen:	Tax Expense Retire La	MACRS	20 - Year Property
0	0	0	0	0	0	0	0	0	0	0	0	0	0	0	0	0	20-Year Property	Tax Expen:	Tax Expense Retire La	MACRS	20 - Year Property
7934.42	15461.54	15116.58	0	86.82	0	7336.28	7423.1	86.82	0	0	0	0	0	0	0	0	20-Year Property	Tax Expen:	Tax Expense Retire La	MACRS	20 - Year Property
0	0	0	0	0	0	0	0	0	0	0	0	0	0	0	0	0	20-Year Property	Tax Expen:	Tax Expense Retire La	MACRS	20 - Year Property
515147.72	949312.81	928133.63	0	8028.51	35202.31	383525.83	426756.66	43230.83	0	0	0	0	0	0	0	0	20-Year Property	Tax Expen:	Tax Expense Retire La	MACRS	20 - Year Property
0	0	0	0	0	0	0	0	0	0	0	0	0	0	0	0	0	20-Year Property	Tax Expen:	Tax Expense Retire La	MACRS	20 - Year Property
0	0	0	0	0	0	0	0	0	0	0	0	0	0	0	0	0	20-Year Property	Tax Expen:	Tax Expense Retire La	MACRS	20 - Year Property
0	0	0	0	0	0	0	0	0	0	0	0	0	0	0	0	0	20-Year Property	Tax Expen:	Tax Expense Retire La	MACRS	20 - Year Property
0	0	0	0	0	0	0	0	0	0	0	0	0	0	0	0	0	20-Year Property	Tax Expen:	Tax Expense Retire La	MACRS	20 - Year Property
0	0	0	0	0	0	0	0	0	0	0	0	0	0	0	0	0	20-Year Property	Tax Expen:	Tax Expense Retire La	MACRS	20 - Year Property
3.65	5.71	5.52	0	0	0	0	0	0	0	0	0	0	0	0	0	0	20-Year Property	Tax Expen:	Tax Expense Retire La	MACRS	20 - Year Property
-266.76	-270.64	-270.64	0	0	0	0	0	0	0	0	0	0	0	0	0	0	5-Year Property	MACRS Re	ADR Regular	MACRS	5 - Year Property
-266.76	-270.64	-270.64	0	0	0	0	0	0	0	0	0	0	0	0	0	0	AMT - ALL Property	MACRS Re	ADR Regular	MACRS	5 - Year Property
8112.1	8218.46	8218.46	0	0	0	0	0	0	0	0	0	0	0	0	0	0	5-Year Property	MACRS Re	ADR Regular	MACRS	5 - Year Property
8112.1	8218.46	8218.46	0	0	0	0	0	0	0	0	0	0	0	0	0	0	AMT - ALL Property	MACRS Re	ADR Regular	MACRS	5 - Year Property
0	0	0	0	0	0	0	0	0	0	0	0	0	0	0	0	0	3-Year Property	MACRS Re	ADR Regular	MACRS	3 - Year Property
0	0	0	0	0	0	0	0	0	0	0	0	0	0	0	0	0	3-Year Property	MACRS Re	ADR Regular	MACRS	3 - Year Property
0	0	0	0	0	0	0	0	0	0	0	0	0	0	0	0	0	7-Year Property	MACRS Re	ADR Regular	MACRS	7 - Year Property
0	0	0	0	0	0	0	0	0	0	0	0	0	0	0	0	0	AMT - ALL Property	MACRS Re	ADR Regular	MACRS	7 - Year Property
-309.12	-313.3	-313.3	0	0	0	0	0	0	0	0	0	0	0	0	0	0	7-Year Property	MACRS Re	ADR Regular	MACRS	7 - Year Property
-309.12	-313.3	-313.3	0	0	0	0	0	0	0	0	0	0	0	0	0	0	AMT - ALL Property	MACRS Re	ADR Regular	MACRS	7 - Year Property
0	0	0	0	0	0	0	0	0	0	0	0	0	0	0	0	0	7-Year Property	MACRS Re	ADR Regular	MACRS	7 - Year Property
0	0	0	0	0	0	0	0	0	0	0	0	0	0	0	0	0	AMT - ALL Property	MACRS Re	ADR Regular	MACRS	7 - Year Property
0	0	0	0	0	0	0	0	0	0	0	0	0	0	0	0	0	7-Year Property	MACRS Re	ADR Regular	MACRS	7 - Year Property
0	0	0	0	0	0	0	0	0	0	0	0	0	0	0	0	0	AMT - ALL Property	MACRS Re	ADR Regular	MACRS	7 - Year Property
0	0	0	0	0	0	0	0	0	0	0	0	0	0	0	0	2235	Non-Residential Real I	MACRS Re	ADR Regular	MACRS	Non - Residential Real
0	0	0	0	0	0	0	0	0	0	0	0	0	0	0	0	2235	Non-Residential Real I	MACRS Re	ADR Regular	MACRS	Non - Residential Real
0	0	0	0	0	0	0	0	0	0	0	0	0	0	0	0	2235	Non-Residential Real I	MACRS Re	ADR Regular	MACRS	Non - Residential Real
0	0	0	0	0	0	0	0	0	0	0	0	0	0	0	0	0	Non-Residential Real I	MACRS Re	ADR Regular	MACRS	Non - Residential Real
0	0	0	0	0	0	0	0	0	0	0	0	0	0	0	0	0	7-Year Property	MACRS Re	ADR Regular	MACRS	7 - Year Property
0	0	0	0	0	0	0	0	0	0	0	0	0	0	0	0	0	AMT - ALL Property	MACRS Re	ADR Regular	MACRS	7 - Year Property
0	0	0	0	0	0	0	0	0	0	0	0	0	0	0	0	0	7-Year Property	MACRS Re	ADR Regular	MACRS	7 - Year Property
0	0	0	0	0	0	0	0	0	0	0	0	0	0	0	0	0	AMT - ALL Property	MACRS Re	ADR Regular	MACRS	7 - Year Property
0	0	0	0	0	0	0	0	0	0	0	0	0	0	0	0	0	7-Year Property	MACRS Re	ADR Regular	MACRS	7 - Year Property
0	0	0	0	0	0	0	0	0	0	0	0	0	0	0	0	0	AMT - ALL Property	MACRS Re	ADR Regular	MACRS	7 - Year Property
0	0	0	0	0	0	0	0	0	0	0	0	0	0	0	0	0	7-Year Property	MACRS Re	ADR Regular	MACRS	7 - Year Property
0	0	0	0	0	0	0	0	0	0	0	0	0	0	0	0	0	AMT - ALL Property	MACRS Re	ADR Regular	MACRS	7 - Year Property
0	0	0	0	0	0	0	0	0	0	0	0	0	0	0	0	0	7-Year Property	MACRS Re	ADR Regular	MACRS	7 - Year Property
0	0	0	0	0	0	0	0	0	0	0	0	0	0	0	0	0	AMT - ALL Property	MACRS Re	ADR Regular	MACRS	7 - Year Property
0	0	0	0	0	0	0	0	0	0	0	0	0	0	0	0	0	5-Year Property	MACRS Re	ADR Regular	MACRS	5 - Year Property
0	0	0	0	0	0	0	0	0	0	0	0	0	0	0	0	0	AMT - ALL Property	MACRS Re	ADR Regular	MACRS	5 - Year Property
0	0	0	0	0	0	0	0	0	0	0	0	0	0	0	0	0	NON-Depreciable	MACRS Re	ADR Regular	MACRS	Class Life
0	0	0	0	0	0	0	0	0	0	0	0	0	0	0	0	0	NON-Depreciable	MACRS Re	ADR Regular	MACRS	Class Life
0	0	0	0	0	0	0	0	0	0	0	0	0	0	0	0	0	7-Year Property	Tax Expen:	Tax Expense Retire La	MACRS	7 - Year Property
0	0	0	0	0	0	0	0	0	0	0	0	0	0	0	0	0	AMT - ALL Property	Tax Expen:	Tax Expense Retire La	MACRS	7 - Year Property
555.32	555.32	555.32	0	0	0	0	0	0	0	0	0	0	0	0	0	0	7-Year Property	Tax Expen:	Tax Expense Retire La	MACRS	7 - Year Property
555.32	555.32	555.32	0	0	0	0	0	0	0	0	0	0	0	0	0	0	AMT - ALL Property	Tax Expen:	Tax Expense Retire La	MACRS	7 - Year Property
0	0	0	0	0	0	0	0	0	0	0	0	0	0	0	0	0	7-Year Property	Tax Expen:	Tax Expense Retire La	MACRS	7 - Year Property
0	0	0	0	0	0	0	0	0	0	0	0	0	0	0	0	0	AMT - ALL Property	Tax Expen:	Tax Expense Retire La	MACRS	7 - Year Property
39201.24	19600.62	19600.62	0	0	0	0	0	0	0	0	0	0	0	0	0	0	7-Year Property	Tax Expen:	Tax Expense Retire La	MACRS	7 - Year Pr JCA 50% E
39201.24	19601.24	19601.24	0	0	0	0	0	0	0	0	0	0	0	0	0	0	AMT - ALL Property	Tax Expen:	Tax Expense Retire La	MACRS	7 - Year Property
39201.24	39201.24	39201.24	0	0	0	0	0	0	0	0	0	0	0	0	0	0	7-Year Property	Tax Expen:	Tax Expense Retire La	MACRS	7 - Year Property
0	1094	1094	0	0	0	0	0	0	0	0	0	0	0	0	0	0	15-Year Property	Tax Expen:	Tax Expense Retire La	MACRS	15 - Year Property
0	13877	13877	0	0	0	0	0	0	0	0	0	0	0	0	0	0	15-Year Property	Tax Expen:	Tax Expense Retire La	MACRS	15 - Year Property
0	41970	41970	0	0	0	0	0	0	0	0	0	0	0	0	0	0	15-Year Property	Tax Expen:	Tax Expense Retire La	MACRS	15 - Year Property
0	419	419	0	0	0	0	0	0	0	0	0	0	0	0	0	0	15-Year Property	Tax Expen:	Tax Expense Retire La	MACRS	15 - Year Property
0	10637	10399.71	0	0	0	0	0	0	0	0	0	0	0	0	0	0	20-Year Property	Tax Expen:	Tax Expense Retire La	MACRS	20 - Year Property
0	27170	26563.84	0	0	0	0	0	0	0	0	0	0	0	0	0	0	20-Year Property	Tax Expen:	Tax Expense Retire La	MACRS	20 - Year Property
0	16168	8031.99	0	0	0	0	0	0	0	0	0	0	0	0	0	2235	Non-Residential Real I	MACRS Re	ADR Regular	MACRS	Non - Residential Real
0	2807.01	2807.01	0	0	0	0	0	0	0	0	0	0	0	0	0	0	15-Year Property	ADR Regul	ADR Regular	MACRS	15 - Year Property
0	0	0	0	0	0	0	0	0	0	0	0	0	0	0	0	0	5-Year Property	MACRS Re	ADR Regular	MACRS	5 - Year Property
0	0	0	0	0	0	0	0	0	0	0	0	0	0	0	0	0	AMT - ALL Property	MACRS Re	ADR Regular	MACRS	5 - Year Property
0	0	0	0	0	0	0	0	0	0	0	0	0	0	0	0	0	5-Year Property	MACRS Re	ADR Regular	MACRS	5 - Year Property

0	0	0	0	0	0	0	0	0	0	0	0	0	0	0	0	0		AMT - ALL Property	MACRS Re	ADR Regular	MACRS	5 - Year Property
0	0	0	0	0	0	0	0	0	0	0	0	0	0	0	0	0		5-Year Property	MACRS Re	ADR Regular	MACRS	5 - Year Property
0	0	0	0	0	0	0	0	0	0	0	0	0	0	0	0	0		AMT - ALL Property	MACRS Re	ADR Regular	MACRS	5 - Year Property
-0.89	-0.89	-0.89	0	0	0	0	0	0	0	0	0	0	0	0	0	0		3-Year Property	MACRS Re	ADR Regular	MACRS	3 - Year Property
0	0	0	0	0	0	0	0	0	0	0	0	0	0	0	0	0		7-Year Property	MACRS Re	ADR Regular	MACRS	7 - Year Property
0	0	0	0	0	0	0	0	0	0	0	0	0	0	0	0	0		AMT - ALL Property	MACRS Re	ADR Regular	MACRS	7 - Year Property
0	98	98	0	0	0	0	0	0	0	0	0	0	0	0	0	0		7-Year Property	MACRS Re	ADR Regular	MACRS	7 - Year Property
0	98	98	0	0	0	0	0	0	0	0	0	0	0	0	0	0		AMT - ALL Property	MACRS Re	ADR Regular	MACRS	7 - Year Property
0	17231	8596.66	0	0	0	0	0	0	0	0	0	0	0	0	0	0	2235	Non-Residential Real I	MACRS Re	ADR Regular	MACRS	Non - Residential Real
0	12332	6099.85	0	0	0	0	0	0	0	0	0	0	0	0	0	0	2235	Non-Residential Real I	MACRS Re	ADR Regular	MACRS	Non - Residential Real
0	521	266.64	0	0	0	0	0	0	0	0	0	0	0	0	0	0		Non-Residential Real I	MACRS Re	ADR Regular	MACRS	Non - Residential Real
0	0	0	0	0	0	0	0	0	0	0	0	0	0	0	0	0		7-Year Property	MACRS Re	ADR Regular	MACRS	7 - Year Property
0	0	0	0	0	0	0	0	0	0	0	0	0	0	0	0	0		AMT - ALL Property	MACRS Re	ADR Regular	MACRS	7 - Year Property
-143.25	-143.25	-140.03	0	0	0	0	0	0	0	0	0	0	0	0	0	0		20-Year Property	Tax Expen	Tax Expense Retire La	MACRS	20 - Year Property
14159.6	14350.6	0	0	0	0	0	0	0	0	0	0	0	0	0	0	0		NON-Depreciable	MACRS Re	ADR Regular	MACRS	Class Life
31065.4	31065.4	0	0	0	0	0	0	0	0	0	0	0	0	0	0	0		NON-Depreciable	MACRS Re	ADR Regular	MACRS	Class Life
25718.78	26205.66	26205.66	0	1.7	9.51	151.48	162.69	11.21	0	0	0	0	0	0	0	0		15-Year Property	Tax Expen	Tax Expense Retire La	MACRS	15 - Year Property
3599.74	3667.84	3667.84	0	0.23	1.34	21.15	22.72	1.57	0	0	0	0	0	0	0	0		15-Year Property	Tax Expen	Tax Expense Retire La	MACRS	15 - Year Property
392.33	399.7	399.7	0	0.01	0.14	2.26	2.41	0.15	0	0	0	0	0	0	0	0		15-Year Property	Tax Expen	Tax Expense Retire La	MACRS	15 - Year Property
185680.32	190945.62	190945.62	0	12.33	69.19	1494.04	1575.56	81.52	0	0	0	0	0	0	0	0		15-Year Property	Tax Expen	Tax Expense Retire La	MACRS	15 - Year Property
0	0	0	0	0	0	0	0	0	0	0	0	0	0	0	0	0		15-Year Property	Tax Expen	Tax Expense Retire La	MACRS	15 - Year Property
-162802.77	-160951.5	-160951.5	0	0	0	-606.91	-606.91	0	0	0	0	0	0	0	0	0		15-Year Property	Tax Expen	Tax Expense Retire La	MACRS	15 - Year Property
1109.4	1124.52	1124.52	0	0	0	0	0	0	0	0	0	0	0	0	0	0		15-Year Property	Tax Expen	Tax Expense Retire La	MACRS	15 - Year Property
4136.45	4190.35	4190.35	0	0	0	0	0	0	0	0	0	0	0	0	0	0		15-Year Property	Tax Expen	Tax Expense Retire La	MACRS	15 - Year Property
-1662.71	-1684.13	-1646.59	0	0	0	0	0	0	0	0	0	0	0	0	0	0		20-Year Property	Tax Expen	Tax Expense Retire La	MACRS	20 - Year Property
44281.23	71095.86	69509.75	0	898.29	0	25521.97	26420.26	898.29	0	0	0	0	0	0	0	0		20-Year Property	Tax Expen	Tax Expense Retire La	MACRS	20 - Year Property
82889.35	92400.25	90338.82	0	1687.17	0	6804.53	8491.7	1687.17	0	0	0	0	0	0	0	0		20-Year Property	Tax Expen	Tax Expense Retire La	MACRS	20 - Year Property
8393.12	38062.24	37213.1	0	170.82	0	29396.47	29567.29	170.82	0	0	0	0	0	0	0	0		20-Year Property	Tax Expen	Tax Expense Retire La	MACRS	20 - Year Property
280436.53	360148.25	352113.3	0	0	7384.91	68663.02	76047.93	7384.91	0	0	0	0	0	0	0	0		20-Year Property	Tax Expen	Tax Expense Retire La	MACRS	20 - Year Property
-703.05	-714.62	-714.62	0	0	0	0	0	0	0	0	0	0	0	0	0	0		5-Year Property	MACRS Re	ADR Regular	MACRS	5 - Year Property
-703.05	-714.62	-714.62	0	0	0	0	0	0	0	0	0	0	0	0	0	0		AMT - ALL Property	MACRS Re	ADR Regular	MACRS	5 - Year Property
0	0	0	0	0	0	0	0	0	0	0	0	0	0	0	0	0		5-Year Property	MACRS Re	ADR Regular	MACRS	5 - Year Property
0	0	0	0	0	0	0	0	0	0	0	0	0	0	0	0	0		AMT - ALL Property	MACRS Re	ADR Regular	MACRS	5 - Year Property
49997	49997	0	0	0	0	0	0	0	0	0	0	0	0	0	0	0		NON-Depreciable	MACRS Re	ADR Regular	MACRS	Class Life
0	0	0	0	0	0	0	0	0	0	0	0	0	0	0	0	0		7-Year Property	MACRS Re	ADR Regular	MACRS	7 - Year Property
0	0	0	0	0	0	0	0	0	0	0	0	0	0	0	0	0		AMT - ALL Property	MACRS Re	ADR Regular	MACRS	7 - Year Property
0	0	0	0	0	0	0	0	0	0	0	0	0	0	0	0	0		7-Year Property	MACRS Re	ADR Regular	MACRS	7 - Year Property
0	0	0	0	0	0	0	0	0	0	0	0	0	0	0	0	0		AMT - ALL Property	MACRS Re	ADR Regular	MACRS	7 - Year Property
0	0	0	0	0	0	0	0	0	0	0	0	0	0	0	0	0		7-Year Property	MACRS Re	ADR Regular	MACRS	7 - Year Property
0	0	0	0	0	0	0	0	0	0	0	0	0	0	0	0	0		AMT - ALL Property	MACRS Re	ADR Regular	MACRS	7 - Year Property
0	0	0	0	0	0	0	0	0	0	0	0	0	0	0	0	0		7-Year Property	MACRS Re	ADR Regular	MACRS	7 - Year Property
0	0	0	0	0	0	0	0	0	0	0	0	0	0	0	0	0		AMT - ALL Property	MACRS Re	ADR Regular	MACRS	7 - Year Property
0	23.38	23.38	0	0	0	23.38	23.38	0	0	0	0	0	0	0	0	0		7-Year Property	MACRS Re	ADR Regular	MACRS	7 - Year Property
0	23.38	23.38	0	0	0	23.38	23.38	0	0	0	0	0	0	0	0	0		AMT - ALL Property	MACRS Re	ADR Regular	MACRS	7 - Year Property
-1690.36	-1712.79	-869.25	0	0	0	0	0	0	0	0	0	0	0	0	0	0		Non-Residential Real I	MACRS Re	ADR Regular	MACRS	Non - Residential Real
0	1864.98	1864.98	0	0	0	1864.98	1864.98	0	0	0	0	0	0	0	0	0		7-Year Property	MACRS Re	ADR Regular	MACRS	7 - Year Property
0	1864.98	1864.98	0	0	0	1864.98	1864.98	0	0	0	0	0	0	0	0	0		AMT - ALL Property	MACRS Re	ADR Regular	MACRS	7 - Year Property
0.02	0	0	0	0	0	0	0	0	0	0	0	0	0	0	0	0		15-Year Property	Tax Expen	Tax Expense Retire La	MACRS	15 - Year Property
0	0	0	0	0	0	0	0	0	0	0	0	0	0	0	0	0		20-Year Property	Tax Expen	Tax Expense Retire La	MACRS	20 - Year Property
-240.75	-245.7	-245.7	0	0	0	0	0	0	0	0	0	0	0	0	0	0		15-Year Property	Tax Expen	Tax Expense Retire La	MACRS	15 - Year Property
43258.95	47816.69	47816.69	0	312.53	321.59	3277.51	3911.63	634.12	0	0	0	0	0	0	0	0		15-Year Property	Tax Expen	Tax Expense Retire La	MACRS	15 - Year Property
30.89	32.63	32.63	0	0.22	0.22	0.87	1.32	0.45	0	0	0	0	0	0	0	0		15-Year Property	Tax Expen	Tax Expense Retire La	MACRS	15 - Year Property
139.72	147.6	147.6	0	1	1.04	3.87	5.92	2.05	0	0	0	0	0	0	0	0		15-Year Property	Tax Expen	Tax Expense Retire La	MACRS	15 - Year Property
12956.16	13687.45	13687.45	0	93.51	96.23	360.38	550.12	189.74	0	0	0	0	0	0	0	0		15-Year Property	Tax Expen	Tax Expense Retire La	MACRS	15 - Year Property
1091.96	1153.59	1153.59	0	7.88	8.1	30.37	46.35	15.98	0	0	0	0	0	0	0	0		15-Year Property	Tax Expen	Tax Expense Retire La	MACRS	15 - Year Property
139.72	147.6	147.6	0	1	1.04	3.87	5.92	2.05	0	0	0	0	0	0	0	0		15-Year Property	Tax Expen	Tax Expense Retire La	MACRS	15 - Year Property
49.7	52.49	52.49	0	0.35	0.36	1.38	2.1	0.72	0	0	0	0	0	0	0	0		15-Year Property	Tax Expen	Tax Expense Retire La	MACRS	15 - Year Property
5489.23	5878.63	5878.63	0	323.32	0	0	323.32	323.32	0	0	0	0	0	0	0	0		15-Year Property	Tax Expen	Tax Expense Retire La	MACRS	15 - Year Property
29.97	4163.64	4070.75	0	0.12	0	4133.17	4133.29	0.12	0	0	0	0	0	0	0	0		20-Year Property	Tax Expen	Tax Expense Retire La	MACRS	20 - Year Property
28181.57	30449.28	29769.96	0	115.06	0	1805.86	1920.92	115.06	0	0	0	0	0	0	0	0		20-Year Property	Tax Expen	Tax Expense Retire La	MACRS	20 - Year Property
-1391.94	-926.67	-906.01	0	0	0	482.38	482.38	0	0	0	0	0	0	0	0	0		20-Year Property	Tax Expen	Tax Expense Retire La	MACRS	20 - Year Property
22922.85	44844.85	43844.39	0	0	293.24	21320.5	21613.74	293.24	0	0	0	0	0	0	0	0		20-Year Property	Tax Expen	Tax Expense Retire La	MACRS	20 - Year Property
-15.85	-16.08	-16.08	0	0	0	0	0	0	0	0	0	0	0	0	0	0		7-Year Property	MACRS Re	ADR Regular	MACRS	7 - Year Property
-15.85	-16.08	-16.08	0	0	0	0	0	0	0	0	0	0	0	0	0	0		AMT - ALL Property	MACRS Re	ADR Regular	MACRS	7 - Year Property
-0.17	-0.17	-0.17	0	0	0	0	0	0	0	0	0	0	0	0	0	0		7-Year Property	MACRS Re	ADR Regular	MACRS	7 - Year Property
-0.17	-0.17	-0.17	0	0	0	0	0	0	0	0	0	0	0	0	0	0		AMT - ALL Property	MACRS Re	ADR Regular	MACRS	7 - Year Property
-1278.68	-1278.68	-1278.68	0	0	0	0	0	0	0	0	0	0	0	0	0	0		7-Year Property	MACRS Re	ADR Regular	MACRS	7 - Year Property
-1278.68	-1278.68	-1278.68	0	0	0	0	0	0	0	0	0	0	0	0	0	0		AMT - ALL Property	MACRS Re	ADR Regular	MACRS	7 - Year Property
0	72200	36484.14	0	0	0	0	0	0	0	0	0	0	0	0	0	0	2235	Non-Residential Real I	MACRS Re	ADR Regular	MACRS	Non - Residential Real
-753.5	-753.5	-753.5	0	0	0	0	0	0	0	0	0	0	0	0	0	0		7-Year Property	MACRS Re	ADR Regular	MACRS	7 - Year Property
-753.5	-753.5	-753.5	0	0	0	0	0	0	0	0	0	0	0	0	0	0		AMT - ALL Property	MACRS Re	ADR Regular	MACRS	7 - Year Property
0	41.86	41.86	0	0	0	0	0	0	0	0	0	0	0	0	0	0		15-Year Property	Tax Expen	Tax Expense Retire La	MACRS	15 - Year Property
0	0.01	0	0	0	0	0	0	0	0	0	0	0	0	0	0	0		7-Year Property	MACRS Re	ADR Regular	MACRS	7 - Year Pr JCA 30% E
0	0.01	0	0	0	0	0	0	0	0	0	0	0	0	0	0	0		7-Year Property	MACRS Re	ADR Regular	MACRS	7 - Year Property
0	0.01	0	0	0	0	0	0	0	0	0	0	0	0	0	0	0		7-Year Property	MACRS Re	ADR Regular	MACRS	7 - Year Pr JCA 30% E
0	0.01	0	0	0	0	0	0	0	0	0	0	0	0	0	0	0		7-Year Property	MACRS Re	ADR Regular	MACRS	7 - Year Property
0	0	0	0	0	0	0	0	0	0	0	0	0	0	0	0	0		15-Year Property	Tax Expen	Tax Expense Retire La	MACRS	15 - Year Property
0	467.11	467.11	0	0	0	0	0	0	0	0	0	0	0	0	0	0		15-Year Property	Tax Expen	Tax Expense Retire La	MACRS	15 - Year Property
-2614.97	-2650.06	0	0	0	0	0	0	0	0	0	0	0	0	0	0	0		NON-Depreciable	MACRS Re	ADR Regular	MACRS	Class Life
-1143.65	-1159	0	0	0	0	0	0	0	0	0	0	0	0	0	0	0		NON-Depreciable	MACRS Re	ADR Regular	MACRS	Class Life
0	0	0	0	0	0	0	0	0	0	0	0	0	0	0	0	0		15-Year Property	Tax Expen	Tax Expense Retire La	MACRS	15 - Year F JCA 50% E
0	0	0	0	0	0	0	0	0	0	0	0	0	0	0	0	0			Tax Expen	Tax Expense Retire La	MACRS	15 - Year Property
0	0	0	0	0	0	0	0	0	0	0	0	0	0	0	0	0		15-Year Property	Tax Expen	Tax Expense Retire La	MACRS	15 - Year F JCA 50% E
0	0	0	0	0	0	0	0	0	0	0	0	0	0	0	0	0			Tax Expen	Tax Expense Retire La	MACRS	15 - Year Property
218764.7	91579.64	91579.64	0	13527.66	347.65	11776.35	25651.67	13875.32	0	0	0	0	0	0	0	0		15-Year Property	Tax Expen	Tax Expense Retire La	MACRS	15 - Year F JCA 50% E
218764.7	183159.27	183159.27	0	27055.32	695.31	23552.74	51303.37	27750.63	0	0	0	0	0	0	0	0			Tax Expen	Tax Expense Retire La	MACRS	15 - Year Property
0	0	0	0	0	0	0	0	0	0	0	0	0	0	0	0	0		15-Year Property	Tax Expen	Tax Expense Retire La	MACRS	15 - Year F JCA 50% E
0	0	0	0	0	0	0	0	0	0	0	0	0	0	0	0	0			Tax Expen	Tax Expense Retire La	MACRS	15 - Year Property
0	0	0	0	0	0	0	0	0	0	0	0	0	0	0	0	0		15-Year Property	Tax Expen	Tax Expense Retire La	MACRS	15 - Year F JCA 50% E
0	0	0	0	0	0	0	0	0	0	0	0	0	0	0	0	0			Tax Expen	Tax Expense Retire La	MACRS	15 - Year Property
0	0	0	0	0	0	0	0	0	0	0	0	0	0	0	0	0		15-Year Property	Tax Expen	Tax Expense Retire La	MACRS	15 - Year F JCA 50% E
0	0	0	0	0	0	0	0	0	0	0	0	0	0	0	0	0			Tax Expen	Tax Expense Retire La	MACRS	15 - Year Property

0	0	0	0	0	0	0	0	0	0	0	0	0	0	0	0	0	15-Year Property	Tax Expen:	Tax Expense Retire La	MACRS	15 - Year F JCA 50% E
0	0	0	0	0	0	0	0	0	0	0	0	0	0	0	0	0		Tax Expen:	Tax Expense Retire La	MACRS	15 - Year Property
-37874.35	-85984.59	-85984.59	0	0	0	2099.5	2099.5	0	0	0	0	0	0	0	0	0	15-Year Property	Tax Expen:	Tax Expense Retire La	MACRS	15 - Year F JCA 50% E
-37874.35	-171969.19	-171969.19	0	0	0	4198.99	4198.99	0	0	0	0	0	0	0	0	0		Tax Expen:	Tax Expense Retire La	MACRS	15 - Year Property
0	0	0	0	0	0	0	0	0	0	0	0	0	0	0	0	0	15-Year Property	Tax Expen:	Tax Expense Retire La	MACRS	15 - Year F JCA 50% E
0	0	0	0	0	0	0	0	0	0	0	0	0	0	0	0	0		Tax Expen:	Tax Expense Retire La	MACRS	15 - Year Property
0	0	0	0	0	0	0	0	0	0	0	0	0	0	0	0	0	15-Year Property	Tax Expen:	Tax Expense Retire La	MACRS	15 - Year F JCA 50% E
0	0	0	0	0	0	0	0	0	0	0	0	0	0	0	0	0		Tax Expen:	Tax Expense Retire La	MACRS	15 - Year Property
0	0	0	0	0	0	0	0	0	0	0	0	0	0	0	0	0	15-Year Property	Tax Expen:	Tax Expense Retire La	MACRS	15 - Year F JCA 50% E
0	0	0	0	0	0	0	0	0	0	0	0	0	0	0	0	0		Tax Expen:	Tax Expense Retire La	MACRS	15 - Year Property
0	0	0	0	0	0	0	0	0	0	0	0	0	0	0	0	0	15-Year Property	Tax Expen:	Tax Expense Retire La	MACRS	15 - Year F JCA 50% E
0	0	0	0	0	0	0	0	0	0	0	0	0	0	0	0	0		Tax Expen:	Tax Expense Retire La	MACRS	15 - Year Property
0	0	0	0	0	0	0	0	0	0	0	0	0	0	0	0	0	15-Year Property	Tax Expen:	Tax Expense Retire La	MACRS	15 - Year F JCA 50% E
0	0	0	0	0	0	0	0	0	0	0	0	0	0	0	0	0		Tax Expen:	Tax Expense Retire La	MACRS	15 - Year Property
0	0	0	0	0	0	0	0	0	0	0	0	0	0	0	0	0	15-Year Property	Tax Expen:	Tax Expense Retire La	MACRS	15 - Year F JCA 50% E
0	0	0	0	0	0	0	0	0	0	0	0	0	0	0	0	0		Tax Expen:	Tax Expense Retire La	MACRS	15 - Year Property
303143.68	169381.07	169381.07	0	26349.87	677.17	13936.14	40963.17	27027.03	0	0	0	0	0	0	0	0	15-Year Property	Tax Expen:	Tax Expense Retire La	MACRS	15 - Year F JCA 50% E
303143.68	338762.14	338762.14	0	52699.73	1354.33	27872.28	81926.34	54054.06	0	0	0	0	0	0	0	0		Tax Expen:	Tax Expense Retire La	MACRS	15 - Year Property
0	0	0	0	0	0	0	0	0	0	0	0	0	0	0	0	0	15-Year Property	Tax Expen:	Tax Expense Retire La	MACRS	15 - Year F JCA 50% E
0	0	0	0	0	0	0	0	0	0	0	0	0	0	0	0	0		Tax Expen:	Tax Expense Retire La	MACRS	15 - Year Property
0	0	0	0	0	0	0	0	0	0	0	0	0	0	0	0	0	15-Year Property	Tax Expen:	Tax Expense Retire La	MACRS	15 - Year F JCA 50% E
0	0	0	0	0	0	0	0	0	0	0	0	0	0	0	0	0		Tax Expen:	Tax Expense Retire La	MACRS	15 - Year Property
0	0	0	0	0	0	0	0	0	0	0	0	0	0	0	0	0	15-Year Property	Tax Expen:	Tax Expense Retire La	MACRS	15 - Year F JCA 50% E
0	0	0	0	0	0	0	0	0	0	0	0	0	0	0	0	0		Tax Expen:	Tax Expense Retire La	MACRS	15 - Year Property
0	0	0	0	0	0	0	0	0	0	0	0	0	0	0	0	0	15-Year Property	Tax Expen:	Tax Expense Retire La	MACRS	15 - Year F JCA 50% E
0	0	0	0	0	0	0	0	0	0	0	0	0	0	0	0	0		Tax Expen:	Tax Expense Retire La	MACRS	15 - Year Property
0	0	0	0	0	0	0	0	0	0	0	0	0	0	0	0	0	15-Year Property	Tax Expen:	Tax Expense Retire La	MACRS	15 - Year F JCA 50% E
0	0	0	0	0	0	0	0	0	0	0	0	0	0	0	0	0	15-Year Property	Tax Expen:	Tax Expense Retire La	MACRS	15 - Year Property
-7048.62	-3571.61	-3571.61	0	0	0	0	0	0	0	0	0	0	0	0	0	0	15-Year Property	Tax Expen:	Tax Expense Retire La	MACRS	15 - Year F JCA 50% E
-7048.62	-7143.21	-7143.21	0	0	0	0	0	0	0	0	0	0	0	0	0	0		Tax Expen:	Tax Expense Retire La	MACRS	15 - Year Property
-389.05	203.72	203.72	0	0	0	0	0	0	0	0	0	0	0	0	0	0	15-Year Property	Tax Expen:	Tax Expense Retire La	MACRS	15 - Year F JCA 50% E
-389.05	407.43	407.43	0	0	0	0	0	0	0	0	0	0	0	0	0	0		Tax Expen:	Tax Expense Retire La	MACRS	15 - Year Property
0	0	0	0	0	0	0	0	0	0	0	0	0	0	0	0	0	20-Year Property	Tax Expen:	Tax Expense Retire La	MACRS	20 - Year F JCA 50% E
0	0	0	0	0	0	0	0	0	0	0	0	0	0	0	0	0	20-Year Property	Tax Expen:	Tax Expense Retire La	MACRS	20 - Year Property
3738.49	2503.13	2335.59	0	0	0	0	0	0	0	0	0	0	0	0	0	0	20-Year Property	Tax Expen:	Tax Expense Retire La	MACRS	20 - Year F JCA 50% E
3738.49	5006.25	4671.25	0	0	0	0	0	0	0	0	0	0	0	0	0	0		Tax Expen:	Tax Expense Retire La	MACRS	20 - Year Property
-22795.66	-7657.25	-7144.86	0	0	0	3393.03	3393.03	0	0	0	0	0	0	0	0	0	20-Year Property	Tax Expen:	Tax Expense Retire La	MACRS	20 - Year F JCA 50% E
-22795.66	-15314.5	-14289.63	0	0	0	6786.07	6786.07	0	0	0	0	0	0	0	0	0		Tax Expen:	Tax Expense Retire La	MACRS	20 - Year Property
-1783.32	-903.63	-843.16	0	0	0	0	0	0	0	0	0	0	0	0	0	0	20-Year Property	Tax Expen:	Tax Expense Retire La	MACRS	20 - Year F JCA 50% E
-1783.32	-1807.25	-1686.3	0	0	0	0	0	0	0	0	0	0	0	0	0	0		Tax Expen:	Tax Expense Retire La	MACRS	20 - Year Property
1226285.74	523035.99	488034.47	0	6914.64	0	89100.71	96015.35	6914.64	0	0	0	0	0	0	0	0	20-Year Property	Tax Expen:	Tax Expense Retire La	MACRS	20 - Year F JCA 50% E
1226285.74	1046071.97	976068.83	0	13829.28	0	178201.41	192030.69	13829.28	0	0	0	0	0	0	0	0		Tax Expen:	Tax Expense Retire La	MACRS	20 - Year Property
0	0	0	0	0	0	0	0	0	0	0	0	0	0	0	0	0	20-Year Property	Tax Expen:	Tax Expense Retire La	MACRS	20 - Year F JCA 50% E
0	0	0	0	0	0	0	0	0	0	0	0	0	0	0	0	0		Tax Expen:	Tax Expense Retire La	MACRS	20 - Year Property
0	0	0	0	0	0	0	0	0	0	0	0	0	0	0	0	0	20-Year Property	Tax Expen:	Tax Expense Retire La	MACRS	20 - Year F JCA 50% E
0	0	0	0	0	0	0	0	0	0	0	0	0	0	0	0	0	20-Year Property	Tax Expen:	Tax Expense Retire La	MACRS	20 - Year Property
0	0	0	0	0	0	0	0	0	0	0	0	0	0	0	0	0	20-Year Property	Tax Expen:	Tax Expense Retire La	MACRS	20 - Year F JCA 50% E
0	0	0	0	0	0	0	0	0	0	0	0	0	0	0	0	0		Tax Expen:	Tax Expense Retire La	MACRS	20 - Year Property
0	0	0	0	0	0	0	0	0	0	0	0	0	0	0	0	0	20-Year Property	Tax Expen:	Tax Expense Retire La	MACRS	20 - Year F JCA 50% E
0	0	0	0	0	0	0	0	0	0	0	0	0	0	0	0	0		Tax Expen:	Tax Expense Retire La	MACRS	20 - Year Property
0	0	0	0	0	0	0	0	0	0	0	0	0	0	0	0	0	20-Year Property	Tax Expen:	Tax Expense Retire La	MACRS	20 - Year F JCA 50% E
0	0	0	0	0	0	0	0	0	0	0	0	0	0	0	0	0		Tax Expen:	Tax Expense Retire La	MACRS	20 - Year Property
0	0	0	0	0	0	0	0	0	0	0	0	0	0	0	0	0	20-Year Property	Tax Expen:	Tax Expense Retire La	MACRS	20 - Year F JCA 50% E
0	0	0	0	0	0	0	0	0	0	0	0	0	0	0	0	0		Tax Expen:	Tax Expense Retire La	MACRS	20 - Year Property
1445232.02	1004855.14	937610.26	0	9212.5	26240.76	410011.66	445464.91	35453.25	0	0	0	0	0	0	0	0	20-Year Property	Tax Expen:	Tax Expense Retire La	MACRS	20 - Year F JCA 50% E
1445232.02	2009710.27	1875220.47	0	18425	52481.51	820023.34	890929.85	70906.51	0	0	0	0	0	0	0	0		Tax Expen:	Tax Expense Retire La	MACRS	20 - Year Property
0	0	0	0	0	0	0	0	0	0	0	0	0	0	0	0	0	20-Year Property	Tax Expen:	Tax Expense Retire La	MACRS	20 - Year F JCA 50% E
0	0	0	0	0	0	0	0	0	0	0	0	0	0	0	0	0		Tax Expen:	Tax Expense Retire La	MACRS	20 - Year Property
0	0	0	0	0	0	0	0	0	0	0	0	0	0	0	0	0	20-Year Property	Tax Expen:	Tax Expense Retire La	MACRS	20 - Year F JCA 50% E
0	0	0	0	0	0	0	0	0	0	0	0	0	0	0	0	0		Tax Expen:	Tax Expense Retire La	MACRS	20 - Year Property
0	0	0	0	0	0	0	0	0	0	0	0	0	0	0	0	0	20-Year Property	Tax Expen:	Tax Expense Retire La	MACRS	20 - Year F JCA 50% E
0	0	0	0	0	0	0	0	0	0	0	0	0	0	0	0	0		Tax Expen:	Tax Expense Retire La	MACRS	20 - Year Property
0	0	0	0	0	0	0	0	0	0	0	0	0	0	0	0	0	20-Year Property	Tax Expen:	Tax Expense Retire La	MACRS	20 - Year F JCA 50% E
0	0	0	0	0	0	0	0	0	0	0	0	0	0	0	0	0		Tax Expen:	Tax Expense Retire La	MACRS	20 - Year Property
-1941.87	-1967.93	-944.02	0	0	0	0	0	0	0	0	0	0	0	0	0	0	Non-Residential Real I	Tax Expen:	Tax Expense Retire La	MACRS	Non - Residential Real
-6217.69	-3108.85	-3108.85	0	0	0	0	0	0	0	0	0	0	0	0	0	0	5-Year Property	MACRS Re	ADR Regular	MACRS	5 - Year Pr JCA 50% E
-6217.69	-6217.69	-6217.69	0	0	0	0	0	0	0	0	0	0	0	0	0	0		MACRS Re	ADR Regular	MACRS	5 - Year Property
-8011.94	-4005.97	-4005.97	0	0	0	0	0	0	0	0	0	0	0	0	0	0	5-Year Property	MACRS Re	ADR Regular	MACRS	5 - Year Pr JCA 50% E
-8011.94	-8011.94	-8011.94	0	0	0	0	0	0	0	0	0	0	0	0	0	0		MACRS Re	ADR Regular	MACRS	5 - Year Property
-1551.45	-775.73	-775.73	0	0	0	0	0	0	0	0	0	0	0	0	0	0	5-Year Property	MACRS Re	ADR Regular	MACRS	5 - Year Pr JCA 50% E
-1551.45	-1551.45	-1551.45	0	0	0	0	0	0	0	0	0	0	0	0	0	0	5-Year Property	MACRS Re	ADR Regular	MACRS	5 - Year Property
-63.93	-31.96	-31.96	0	0	0	0	0	0	0	0	0	0	0	0	0	0	3-Year Property	MACRS Re	ADR Regular	MACRS	3 - Year Pr JCA 50% E
-63.93	-63.93	-63.93	0	0	0	0	0	0	0	0	0	0	0	0	0	0		MACRS Re	ADR Regular	MACRS	3 - Year Property
-290.91	-145.46	-145.46	0	0	0	0	0	0	0	0	0	0	0	0	0	0	3-Year Property	MACRS Re	ADR Regular	MACRS	3 - Year Pr JCA 50% E
-290.91	-290.91	-290.91	0	0	0	0	0	0	0	0	0	0	0	0	0	0		MACRS Re	ADR Regular	MACRS	3 - Year Property
-12216.35	-6109.12	-6109.12	0	0	0	0	0	0	0	0	0	0	0	0	0	0	7-Year Property	MACRS Re	ADR Regular	MACRS	7 - Year Pr JCA 50% E
-12216.35	-12218.24	-12218.24	0	0	0	0	0	0	0	0	0	0	0	0	0	0		MACRS Re	ADR Regular	MACRS	7 - Year Property
0	0.01	0.01	0	0	0	0	0	0	0	0	0	0	0	0	0	0	7-Year Property	MACRS Re	ADR Regular	MACRS	7 - Year Pr JCA 50% E
0	0	0	0	0	0	0	0	0	0	0	0	0	0	0	0	0		MACRS Re	ADR Regular	MACRS	7 - Year Property
0	0	0	0	0	0	0	0	0	0	0	0	0	0	0	0	0	7-Year Property	MACRS Re	ADR Regular	MACRS	7 - Year Pr JCA 50% E
0	0	0	0	0	0	0	0	0	0	0	0	0	0	0	0	0	7-Year Property	MACRS Re	ADR Regular	MACRS	7 - Year Property
0	0.01	0.01	0	0	0	0	0	0	0	0	0	0	0	0	0	0	7-Year Property	MACRS Re	ADR Regular	MACRS	7 - Year Pr JCA 50% E
0	0	0	0	0	0	0	0	0	0	0	0	0	0	0	0	0	7-Year Property	MACRS Re	ADR Regular	MACRS	7 - Year Property
0	0	0	0	0	0	0	0	0	0	0	0	0	0	0	0	0	7-Year Property	MACRS Re	ADR Regular	MACRS	7 - Year Pr JCA 50% E
0	0	0	0	0	0	0	0	0	0	0	0	0	0	0	0	0	7-Year Property	MACRS Re	ADR Regular	MACRS	7 - Year Property
36459.89	18229.94	18229.94	0	0	0	0	0	0	0	0	0	0	0	0	0	0	7-Year Property	MACRS Re	ADR Regular	MACRS	7 - Year Pr JCA 50% E

36459.89	36459.89	36459.89	0	0	0	0	0	0	0	0	0	0	0	0	0	0		MACRS Re	ADR Regular	MACRS	7 - Year Property
0	-0.01	-0.01	0	0	0	0	0	0	0	0	0	0	0	0	0	0	7-Year Property	MACRS Re	ADR Regular	MACRS	7 - Year Pr JCA 50% E
0	0	0	0	0	0	0	0	0	0	0	0	0	0	0	0	0		MACRS Re	ADR Regular	MACRS	7 - Year Property
0	0.01	0.01	0	0	0	0	0	0	0	0	0	0	0	0	0	0	7-Year Property	MACRS Re	ADR Regular	MACRS	7 - Year Pr JCA 50% E
0	0	0	0	0	0	0	0	0	0	0	0	0	0	0	0	0		MACRS Re	ADR Regular	MACRS	7 - Year Property
0	0	0	0	0	0	0	0	0	0	0	0	0	0	0	0	0	7-Year Property	MACRS Re	ADR Regular	MACRS	7 - Year Pr JCA 50% E
0	0	0	0	0	0	0	0	0	0	0	0	0	0	0	0	0		MACRS Re	ADR Regular	MACRS	7 - Year Property
0	0.01	0.01	0	0	0	0	0	0	0	0	0	0	0	0	0	0	7-Year Property	MACRS Re	ADR Regular	MACRS	7 - Year Pr JCA 50% E
0	0	0	0	0	0	0	0	0	0	0	0	0	0	0	0	0		MACRS Re	ADR Regular	MACRS	7 - Year Property
-188.8	-94.4	-94.4	0	0	0	0	0	0	0	0	0	0	0	0	0	0	7-Year Property	MACRS Re	ADR Regular	MACRS	7 - Year Pr JCA 50% E
-188.8	-188.8	-188.8	0	0	0	0	0	0	0	0	0	0	0	0	0	0	7-Year Property	MACRS Re	ADR Regular	MACRS	7 - Year Property
0	0	0	0	0	0	0	0	0	0	0	0	0	0	0	0	0 2235	Non-Residential Real I	MACRS Re	ADR Regular	MACRS	Non - Residential Real
0	-0.01	-0.01	0	0	0	0	0	0	0	0	0	0	0	0	0	0	7-Year Property	MACRS Re	ADR Regular	MACRS	7 - Year Pr JCA 50% E
0	0	0	0	0	0	0	0	0	0	0	0	0	0	0	0	0		MACRS Re	ADR Regular	MACRS	7 - Year Property
0	0.01	0.01	0	0	0	0	0	0	0	0	0	0	0	0	0	0	7-Year Property	MACRS Re	ADR Regular	MACRS	7 - Year Pr JCA 50% E
0	0	0	0	0	0	0	0	0	0	0	0	0	0	0	0	0		MACRS Re	ADR Regular	MACRS	7 - Year Property
0	0	0	0	0	0	0	0	0	0	0	0	0	0	0	0	0	7-Year Property	MACRS Re	ADR Regular	MACRS	7 - Year Pr JCA 50% E
0	0	0	0	0	0	0	0	0	0	0	0	0	0	0	0	0	7-Year Property	MACRS Re	ADR Regular	MACRS	7 - Year Property
20051.06	10025.52	10025.52	0	5710.5	0	0	0	0	0	0	0	0	0	0	0	0	7-Year Property	MACRS Re	ADR Regular	MACRS	7 - Year Pr JCA 50% E
20051.06	20051.06	20051.06	0	11420.99	0	0	0	0	0	0	0	0	0	0	0	0		MACRS Re	ADR Regular	MACRS	7 - Year Property
0	0	0	0	0	0	0	0	0	0	0	0	0	0	0	0	0	5-Year Property	MACRS Re	ADR Regular	MACRS	5 - Year Pr JCA 50% E
0	0	0	0	0	0	0	0	0	0	0	0	0	0	0	0	0		MACRS Re	ADR Regular	MACRS	5 - Year Property
-292.27	-146.13	-146.13	0	0	0	0	0	0	0	0	0	0	0	0	0	0	5-Year Property	MACRS Re	ADR Regular	MACRS	5 - Year Pr JCA 50% E
-292.27	-292.27	-292.27	0	0	0	0	0	0	0	0	0	0	0	0	0	0	5-Year Property	MACRS Re	ADR Regular	MACRS	5 - Year Property
4962.43	2872.2	2872.2	0	0	0	79.89	79.89	0	0	0	0	0	0	0	0	0	15-Year Property	Tax Expen	Tax Expense Retire La	MACRS	15 - Year F JCA 50% E
4962.43	5744.4	5744.4	0	0	0	159.77	159.77	0	0	0	0	0	0	0	0	0	7-Year Property	Tax Expen	Tax Expense Retire La	MACRS	15 - Year Property
-5968.98	-5968.98	-2863.12	0	0	0	0	0	0	0	0	0	0	0	0	0	0	Non-Residential Real I	Tax Expen	Tax Expense Retire La	MACRS	Non - Residential Real
-20.99	-10.5	-10.5	0	0	0	0	0	0	0	0	0	0	0	0	0	0	7-Year Property	MACRS Re	ADR Regular	MACRS	7 - Year Pr JCA 50% E
-15.59	-8.6	-7.97	0	0	0	0	0	0	0	0	0	0	0	0	0	0	20-Year Property	Tax Expen	Tax Expense Retire La	MACRS	20 - Year F JCA 50% E
-15.59	-17.2	-16.07	0	0	0	0	0	0	0	0	0	0	0	0	0	0		Tax Expen	Tax Expense Retire La	MACRS	20 - Year Property
-265.89	-293.36	0	0	0	0	0	0	0	0	0	0	0	0	0	0	0	NON-Depreciable	MACRS Re	ADR Regular	MACRS	Class Life
0	4763.49	0	0	0	0	0	0	0	0	0	0	0	0	0	0	0	NON-Depreciable	MACRS Re	ADR Regular	MACRS	Class Life
69235.94	29277.43	29277.43	0	0.9	2.76	150.53	154.19	3.66	0	0	0	0	0	0	0	0	15-Year Property	Tax Expen	Tax Expense Retire La	MACRS	15 - Year F JCA 50% E
69235.94	58554.86	58554.86	0	1.81	5.52	301.03	308.36	7.33	0	0	0	0	0	0	0	0		Tax Expen	Tax Expense Retire La	MACRS	15 - Year Property
43620.62	18445.61	18445.61	0	0.57	1.74	94.83	97.14	2.31	0	0	0	0	0	0	0	0	15-Year Property	Tax Expen	Tax Expense Retire La	MACRS	15 - Year F JCA 50% E
43620.62	36891.22	36891.22	0	1.14	3.47	189.64	194.25	4.61	0	0	0	0	0	0	0	0		Tax Expen	Tax Expense Retire La	MACRS	15 - Year Property
11148.36	4714.25	4714.25	0	0.15	0.45	24.23	24.83	0.6	0	0	0	0	0	0	0	0	15-Year Property	Tax Expen	Tax Expense Retire La	MACRS	15 - Year F JCA 50% E
11148.36	9428.49	9428.49	0	0.29	0.9	48.46	49.65	1.19	0	0	0	0	0	0	0	0		Tax Expen	Tax Expense Retire La	MACRS	15 - Year Property
23894.31	10104.05	10104.05	0	0.31	0.95	51.94	53.21	1.27	0	0	0	0	0	0	0	0	15-Year Property	Tax Expen	Tax Expense Retire La	MACRS	15 - Year F JCA 50% E
23894.31	20208.11	20208.11	0	0.62	1.91	103.87	106.4	2.53	0	0	0	0	0	0	0	0		Tax Expen	Tax Expense Retire La	MACRS	15 - Year Property
21682.89	9168.93	9168.93	0	0.28	0.86	47.15	48.29	1.14	0	0	0	0	0	0	0	0	15-Year Property	Tax Expen	Tax Expense Retire La	MACRS	15 - Year F JCA 50% E
21682.89	18337.86	18337.86	0	0.56	1.72	94.29	96.58	2.29	0	0	0	0	0	0	0	0		Tax Expen	Tax Expense Retire La	MACRS	15 - Year Property
20363.51	8611.01	8611.01	0	0.27	0.81	44.27	45.35	1.08	0	0	0	0	0	0	0	0	15-Year Property	Tax Expen	Tax Expense Retire La	MACRS	15 - Year F JCA 50% E
20363.51	17222.02	17222.02	0	0.54	1.62	88.54	90.69	2.15	0	0	0	0	0	0	0	0		Tax Expen	Tax Expense Retire La	MACRS	15 - Year Property
2088.77	883.27	883.27	0	0.03	0.08	4.53	4.64	0.11	0	0	0	0	0	0	0	0	15-Year Property	Tax Expen	Tax Expense Retire La	MACRS	15 - Year F JCA 50% E
2088.77	1766.54	1766.54	0	0.06	0.17	9.08	9.31	0.23	0	0	0	0	0	0	0	0		Tax Expen	Tax Expense Retire La	MACRS	15 - Year Property
1616.36	683.49	683.49	0	0.02	0.06	3.5	3.58	0.08	0	0	0	0	0	0	0	0	15-Year Property	Tax Expen	Tax Expense Retire La	MACRS	15 - Year F JCA 50% E
1616.36	1366.99	1366.99	0	0.04	0.12	7.03	7.19	0.16	0	0	0	0	0	0	0	0		Tax Expen	Tax Expense Retire La	MACRS	15 - Year Property
1406.3	594.67	594.67	0	0.02	0.05	3.05	3.12	0.07	0	0	0	0	0	0	0	0	15-Year Property	Tax Expen	Tax Expense Retire La	MACRS	15 - Year F JCA 50% E
1406.3	1189.34	1189.34	0	0.04	0.1	6.12	6.26	0.14	0	0	0	0	0	0	0	0		Tax Expen	Tax Expense Retire La	MACRS	15 - Year Property
1195.11	505.36	505.36	0	0.02	0.05	2.59	2.66	0.07	0	0	0	0	0	0	0	0	15-Year Property	Tax Expen	Tax Expense Retire La	MACRS	15 - Year F JCA 50% E
1195.11	1010.73	1010.73	0	0.04	0.09	5.18	5.31	0.13	0	0	0	0	0	0	0	0		Tax Expen	Tax Expense Retire La	MACRS	15 - Year Property
5905.21	2497.11	2497.11	0	0.08	0.24	12.84	13.16	0.32	0	0	0	0	0	0	0	0	15-Year Property	Tax Expen	Tax Expense Retire La	MACRS	15 - Year F JCA 50% E
5905.21	4994.21	4994.21	0	0.16	0.47	25.67	26.3	0.63	0	0	0	0	0	0	0	0		Tax Expen	Tax Expense Retire La	MACRS	15 - Year Property
1211.2	512.16	512.16	0	0.02	0.05	2.63	2.7	0.07	0	0	0	0	0	0	0	0	15-Year Property	Tax Expen	Tax Expense Retire La	MACRS	15 - Year F JCA 50% E
1211.2	1024.33	1024.33	0	0.04	0.09	5.24	5.37	0.13	0	0	0	0	0	0	0	0		Tax Expen	Tax Expense Retire La	MACRS	15 - Year Property
148173.37	69586.15	69586.15	0	2.14	6.5	750.12	758.76	8.64	0	0	0	0	0	0	0	0	15-Year Property	Tax Expen	Tax Expense Retire La	MACRS	15 - Year F JCA 50% E
148173.37	139172.31	139172.31	0	4.27	13.01	1500.2	1517.48	17.28	0	0	0	0	0	0	0	0		Tax Expen	Tax Expense Retire La	MACRS	15 - Year Property
-87097.01	-79328.26	-79328.26	0	0	0	508.91	508.91	0	0	0	0	0	0	0	0	0	15-Year Property	Tax Expen	Tax Expense Retire La	MACRS	15 - Year F JCA 50% E
-87097.01	-158656.52	-158656.52	0	0	0	1017.83	1017.83	0	0	0	0	0	0	0	0	0		Tax Expen	Tax Expense Retire La	MACRS	15 - Year Property
29196.58	12346.2	12346.2	0	0.38	1.16	63.48	65.02	1.54	0	0	0	0	0	0	0	0	15-Year Property	Tax Expen	Tax Expense Retire La	MACRS	15 - Year F JCA 50% E
29196.58	24692.39	24692.39	0	0.77	2.32	126.95	130.04	3.09	0	0	0	0	0	0	0	0		Tax Expen	Tax Expense Retire La	MACRS	15 - Year Property
-590.11	1502.16	1502.16	0	0	0	0	0	0	0	0	0	0	0	0	0	0	15-Year Property	Tax Expen	Tax Expense Retire La	MACRS	15 - Year F JCA 50% E
-590.11	3004.32	3004.32	0	0	0	0	0	0	0	0	0	0	0	0	0	0		Tax Expen	Tax Expense Retire La	MACRS	15 - Year Property
-154760.74	-85374.63	-85374.63	0	0	0	0	0	0	0	0	0	0	0	0	0	0	15-Year Property	Tax Expen	Tax Expense Retire La	MACRS	15 - Year F JCA 50% E
-154760.74	-170749.26	-170749.26	0	0	0	0	0	0	0	0	0	0	0	0	0	0		Tax Expen	Tax Expense Retire La	MACRS	15 - Year Property
-411.49	-227	-211.84	0	0	0	0	0	0	0	0	0	0	0	0	0	0	20-Year Property	Tax Expen	Tax Expense Retire La	MACRS	20 - Year F JCA 50% E
-411.49	-454	-423.6	0	0	0	0	0	0	0	0	0	0	0	0	0	0		Tax Expen	Tax Expense Retire La	MACRS	20 - Year Property
-538.03	796.57	743.22	0	0	0	0	0	0	0	0	0	0	0	0	0	0	20-Year Property	Tax Expen	Tax Expense Retire La	MACRS	20 - Year F JCA 50% E
-538.03	1593.14	1486.55	0	0	0	0	0	0	0	0	0	0	0	0	0	0		Tax Expen	Tax Expense Retire La	MACRS	20 - Year Property
3570.09	7900.67	7371.98	0	44.86	0	984.63	1029.49	44.86	0	0	0	0	0	0	0	0	20-Year Property	Tax Expen	Tax Expense Retire La	MACRS	20 - Year F JCA 50% E
3570.09	15801.34	14743.96	0	89.73	0	1969.27	2059	89.73	0	0	0	0	0	0	0	0		Tax Expen	Tax Expense Retire La	MACRS	20 - Year Property
481068.82	269445.11	251413.85	0	1538.8	0	32245.76	33784.56	1538.8	0	0	0	0	0	0	0	0	20-Year Property	Tax Expen	Tax Expense Retire La	MACRS	20 - Year F JCA 50% E
481068.82	538890.23	502827.67	0	3077.6	0	64491.54	67569.14	3077.6	0	0	0	0	0	0	0	0		Tax Expen	Tax Expense Retire La	MACRS	20 - Year Property
1413555.8	941618.86	878605.73	0	0	12557.9	196305.98	208863.88	12557.9	0	0	0	0	0	0	0	0	20-Year Property	Tax Expen	Tax Expense Retire La	MACRS	20 - Year F JCA 50% E
1413555.8	1883237.73	1757211.48	0	0	25115.8	392611.95	417727.75	25115.8	0	0	0	0	0	0	0	0		Tax Expen	Tax Expense Retire La	MACRS	20 - Year Property
-214.61	-107.31	-107.31	0	0	0	0	0	0	0	0	0	0	0	0	0	0	5-Year Property	MACRS Re	ADR Regular	MACRS	5 - Year Pr JCA 50% E
-214.61	-214.61	-214.61	0	0	0	0	0	0	0	0	0	0	0	0	0	0		MACRS Re	ADR Regular	MACRS	5 - Year Property
0	576.8	576.8	0	0	0	576.8	576.8	0	0	0	0	0	0	0	0	0	7-Year Property	MACRS Re	ADR Regular	MACRS	7 - Year Pr JCA 50% E
0	1153.6	1153.6	0	0	0	1153.6	1153.6	0	0	0	0	0	0	0	0	0		MACRS Re	ADR Regular	MACRS	7 - Year Property
-3.08	-1.54	-1.54	0	0	0	0	0	0	0	0	0	0	0	0	0	0	7-Year Property	MACRS Re	ADR Regular	MACRS	7 - Year Pr JCA 50% E
-3.08	-3.08	-3.08	0	0	0	0	0	0	0	0	0	0	0	0	0	0		MACRS Re	ADR Regular	MACRS	7 - Year Property
-184.09	-92.05	-92.05	0	0	0	0	0	0	0	0	0	0	0	0	0	0	7-Year Property	MACRS Re	ADR Regular	MACRS	7 - Year Pr JCA 50% E
-184.09	-184.09	-184.09	0	0	0	0	0	0	0	0	0	0	0	0	0	0		MACRS Re	ADR Regular	MACRS	7 - Year Property
0	0.01	0.01	0	0	0	0	0	0	0	0	0	0	0	0	0	0	7-Year Property	MACRS Re	ADR Regular	MACRS	7 - Year Pr JCA 50% E
0	0	0	0	0	0	0	0	0	0	0	0	0	0	0	0	0		MACRS Re	ADR Regular	MACRS	7 - Year Property
-95.1	-47.55	-47.55	0	0	0	0	0	0	0	0	0	0	0	0	0	0	7-Year Property	MACRS Re	ADR Regular	MACRS	7 - Year Pr JCA 50% E
-95.1	-95.1	-95.1	0	0	0	0	0	0	0	0	0	0	0	0	0	0		MACRS Re	ADR Regular	MACRS	7 - Year Property
-855.23	-855.23	-415.75	0	0	0	0	0	0	0	0	0	0	0	0	0	0	Non-Residential Real I	MACRS Re	ADR Regular	MACRS	Non - Residential Real
0	0.02	0.02	0	0	0	0	0	0	0	0	0	0	0	0	0	0	7-Year Property	MACRS Re	ADR Regular	MACRS	7 - Year Pr JCA 50% E
0	0	0	0	0	0	0	0	0	0	0	0	0	0	0	0	0		MACRS Re	ADR Regular	MACRS	7 - Year Property
0	0	0	0	0	0	0	0	0	0	0	0	0	0	0	0	0	20-Year Property	Tax Expen	Tax Expense Retire La	MACRS	20 - Year F JCA 50% E

0	0	0	0	0	0	0	0	0	0	0	0	0	0	0	0	0	20-Year Property	Tax Expen:	Tax Expense Retire La	MACRS	20 - Year Property
0	0	0	0	0	0	0	0	0	0	0	0	0	0	0	0	0	20-Year Property	Tax Expen:	Tax Expense Retire La	MACRS	20 - Year FJCA 50% E
0	0	0	0	0	0	0	0	0	0	0	0	0	0	0	0	0		Tax Expen:	Tax Expense Retire La	MACRS	20 - Year Property
247352.34	-18833.81	-18833.81	0	23.64	88.04	-535872.3	-535760.66	111.68	0	0	0	0	0	0	0	0	15-Year Property	Tax Expen:	Tax Expense Retire La	MACRS	15 - Year FJCA 50% E
247352.34	-37667.62	-37667.62	0	47.27	176.09	-1071745	-1071521.33	223.36	0	0	0	0	0	0	0	0		Tax Expen:	Tax Expense Retire La	MACRS	15 - Year Property
-1086.61	-8499.97	-8499.97	0	0	0	0	0	0	0	0	0	0	0	0	0	0	15-Year Property	Tax Expen:	Tax Expense Retire La	MACRS	15 - Year FJCA 50% E
-1086.61	-16999.93	-16999.93	0	0	0	0	0	0	0	0	0	0	0	0	0	0		Tax Expen:	Tax Expense Retire La	MACRS	15 - Year Property
9190.29	3062.28	3062.28	0	0.14	0.52	18.13	18.79	0.66	0	0	0	0	0	0	0	0	15-Year Property	Tax Expen:	Tax Expense Retire La	MACRS	15 - Year FJCA 50% E
9190.29	6124.57	6124.57	0	0.28	1.03	36.26	37.57	1.31	0	0	0	0	0	0	0	0		Tax Expen:	Tax Expense Retire La	MACRS	15 - Year Property
53147.59	17709.23	17709.23	0	0.8	3	104.85	108.65	3.8	0	0	0	0	0	0	0	0	15-Year Property	Tax Expen:	Tax Expense Retire La	MACRS	15 - Year FJCA 50% E
53147.59	35418.45	35418.45	0	1.6	6	209.71	217.31	7.6	0	0	0	0	0	0	0	0		Tax Expen:	Tax Expense Retire La	MACRS	15 - Year Property
31765.76	10584.62	10584.62	0	0.48	1.79	62.66	64.93	2.27	0	0	0	0	0	0	0	0	15-Year Property	Tax Expen:	Tax Expense Retire La	MACRS	15 - Year FJCA 50% E
31765.76	21169.23	21169.23	0	0.96	3.58	125.34	129.88	4.54	0	0	0	0	0	0	0	0		Tax Expen:	Tax Expense Retire La	MACRS	15 - Year Property
21682.28	7224.72	7224.72	0	0.33	1.23	42.77	44.33	1.56	0	0	0	0	0	0	0	0	15-Year Property	Tax Expen:	Tax Expense Retire La	MACRS	15 - Year FJCA 50% E
21682.28	14449.44	14449.44	0	0.66	2.45	85.55	88.66	3.11	0	0	0	0	0	0	0	0		Tax Expen:	Tax Expense Retire La	MACRS	15 - Year Property
18928.97	6307.28	6307.28	0	0.28	1.07	37.34	38.69	1.35	0	0	0	0	0	0	0	0	15-Year Property	Tax Expen:	Tax Expense Retire La	MACRS	15 - Year FJCA 50% E
18928.97	12614.56	12614.56	0	0.57	2.13	74.66	77.36	2.7	0	0	0	0	0	0	0	0		Tax Expen:	Tax Expense Retire La	MACRS	15 - Year Property
24086.74	8025.9	8025.9	0	0.36	1.36	47.52	49.24	1.72	0	0	0	0	0	0	0	0	15-Year Property	Tax Expen:	Tax Expense Retire La	MACRS	15 - Year FJCA 50% E
24086.74	16051.8	16051.8	0	0.73	2.72	95.02	98.46	3.44	0	0	0	0	0	0	0	0		Tax Expen:	Tax Expense Retire La	MACRS	15 - Year Property
15883.22	5292.42	5292.42	0	0.24	0.89	31.35	32.48	1.13	0	0	0	0	0	0	0	0	15-Year Property	Tax Expen:	Tax Expense Retire La	MACRS	15 - Year FJCA 50% E
15883.22	10584.85	10584.85	0	0.48	1.79	62.67	64.94	2.27	0	0	0	0	0	0	0	0		Tax Expen:	Tax Expense Retire La	MACRS	15 - Year Property
6547.87	2181.8	2181.8	0	0.1	0.37	12.92	13.39	0.47	0	0	0	0	0	0	0	0	15-Year Property	Tax Expen:	Tax Expense Retire La	MACRS	15 - Year FJCA 50% E
6547.87	4363.62	4363.62	0	0.19	0.74	25.85	26.78	0.93	0	0	0	0	0	0	0	0		Tax Expen:	Tax Expense Retire La	MACRS	15 - Year Property
4395	1464.45	1464.45	0	0.06	0.25	8.67	8.98	0.31	0	0	0	0	0	0	0	0	15-Year Property	Tax Expen:	Tax Expense Retire La	MACRS	15 - Year FJCA 50% E
4395	2928.89	2928.89	0	0.13	0.5	17.34	17.96	0.62	0	0	0	0	0	0	0	0		Tax Expen:	Tax Expense Retire La	MACRS	15 - Year Property
-4351.46	-2219	-2219	0	0	0	0	0	0	0	0	0	0	0	0	0	0	15-Year Property	Tax Expen:	Tax Expense Retire La	MACRS	15 - Year FJCA 50% E
-4351.46	-4438	-4438	0	0	0	0	0	0	0	0	0	0	0	0	0	0		Tax Expen:	Tax Expense Retire La	MACRS	15 - Year Property
-6318.84	-3222.25	-3222.25	0	0	0	0	0	0	0	0	0	0	0	0	0	0	15-Year Property	Tax Expen:	Tax Expense Retire La	MACRS	15 - Year FJCA 50% E
-6318.84	-6444.5	-6444.5	0	0	0	0	0	0	0	0	0	0	0	0	0	0		Tax Expen:	Tax Expense Retire La	MACRS	15 - Year Property
-458.83	-233.97	-218.33	0	0	0	0	0	0	0	0	0	0	0	0	0	0	20-Year Property	Tax Expen:	Tax Expense Retire La	MACRS	20 - Year FJCA 50% E
-458.83	-467.95	-436.66	0	0	0	0	0	0	0	0	0	0	0	0	0	0	20-Year Property	Tax Expen:	Tax Expense Retire La	MACRS	20 - Year Property
-509.15	-259.64	-242.28	0	0	0	0	0	0	0	0	0	0	0	0	0	0	20-Year Property	Tax Expen:	Tax Expense Retire La	MACRS	20 - Year FJCA 50% E
-509.15	-519.28	-484.55	0	0	0	0	0	0	0	0	0	0	0	0	0	0		Tax Expen:	Tax Expense Retire La	MACRS	20 - Year Property
118402.43	57366.9	53527.91	0	47.32	0	8275.2	8322.52	47.32	0	0	0	0	0	0	0	0	20-Year Property	Tax Expen:	Tax Expense Retire La	MACRS	20 - Year FJCA 50% E
118402.43	114733.79	107055.78	0	94.64	0	16550.4	16645.04	94.64	0	0	0	0	0	0	0	0		Tax Expen:	Tax Expense Retire La	MACRS	20 - Year Property
41.12	393.08	366.81	0	0.02	0	372.07	372.09	0.02	0	0	0	0	0	0	0	0	20-Year Property	Tax Expen:	Tax Expense Retire La	MACRS	20 - Year FJCA 50% E
41.12	786.15	733.55	0	0.04	0	744.18	744.22	0.04	0	0	0	0	0	0	0	0		Tax Expen:	Tax Expense Retire La	MACRS	20 - Year Property
1.23	0.43	0.43	0	0	0.01	0.01	0.02	0.01	0	0	0	0	0	0	0	0	15-Year Property	Tax Expen:	Tax Expense Retire La	MACRS	15 - Year FJCA 50% E
1.23	0.86	0.86	0	0	0.01	0.03	0.04	0.01	0	0	0	0	0	0	0	0		Tax Expen:	Tax Expense Retire La	MACRS	15 - Year Property
0	0	0	0	0	0	0	0	0	0	0	0	0	0	0	0	0	15-Year Property	Tax Expen:	Tax Expense Retire La	MACRS	15 - Year FJCA 50% E
0	0	0	0	0	0	0	0	0	0	0	0	0	0	0	0	0		Tax Expen:	Tax Expense Retire La	MACRS	15 - Year Property
0	0	0	0	0	0	0	0	0	0	0	0	0	0	0	0	0	15-Year Property	Tax Expen:	Tax Expense Retire La	MACRS	15 - Year FJCA 50% E
0	0	0	0	0	0	0	0	0	0	0	0	0	0	0	0	0		Tax Expen:	Tax Expense Retire La	MACRS	15 - Year Property
0	0	0	0	0	0	0	0	0	0	0	0	0	0	0	0	0	15-Year Property	Tax Expen:	Tax Expense Retire La	MACRS	15 - Year FJCA 50% E
0	0	0	0	0	0	0	0	0	0	0	0	0	0	0	0	0		Tax Expen:	Tax Expense Retire La	MACRS	15 - Year Property
0	0	0	0	0	0	0	0	0	0	0	0	0	0	0	0	0	15-Year Property	Tax Expen:	Tax Expense Retire La	MACRS	15 - Year FJCA 50% E
0	0	0	0	0	0	0	0	0	0	0	0	0	0	0	0	0		Tax Expen:	Tax Expense Retire La	MACRS	15 - Year Property
0	0	0	0	0	0	0	0	0	0	0	0	0	0	0	0	0	15-Year Property	Tax Expen:	Tax Expense Retire La	MACRS	15 - Year FJCA 50% E
0	0	0	0	0	0	0	0	0	0	0	0	0	0	0	0	0		Tax Expen:	Tax Expense Retire La	MACRS	15 - Year Property
0	0	0	0	0	0	0	0	0	0	0	0	0	0	0	0	0	15-Year Property	Tax Expen:	Tax Expense Retire La	MACRS	15 - Year FJCA 50% E
0	0	0	0	0	0	0	0	0	0	0	0	0	0	0	0	0		Tax Expen:	Tax Expense Retire La	MACRS	15 - Year Property
0	0	0	0	0	0	0	0	0	0	0	0	0	0	0	0	0	15-Year Property	Tax Expen:	Tax Expense Retire La	MACRS	15 - Year FJCA 50% E
0	0	0	0	0	0	0	0	0	0	0	0	0	0	0	0	0		Tax Expen:	Tax Expense Retire La	MACRS	15 - Year Property
0	0	0	0	0	0	0	0	0	0	0	0	0	0	0	0	0	15-Year Property	Tax Expen:	Tax Expense Retire La	MACRS	15 - Year FJCA 50% E
0	0	0	0	0	0	0	0	0	0	0	0	0	0	0	0	0		Tax Expen:	Tax Expense Retire La	MACRS	15 - Year Property
367109.23	271223.06	253072.78	0	0	3267.35	98132.95	101400.3	3267.35	0	0	0	0	0	0	0	0	20-Year Property	Tax Expen:	Tax Expense Retire La	MACRS	20 - Year FJCA 50% E
367109.23	542446.12	506145.66	0	0	6534.7	196265.92	202800.62	6534.7	0	0	0	0	0	0	0	0		Tax Expen:	Tax Expense Retire La	MACRS	20 - Year Property
-718.68	-359.34	-359.34	0	0	0	0	0	0	0	0	0	0	0	0	0	0	7-Year Property	MACRS Re	ADR Regular	MACRS	7 - Year Pr JCA 50% E
-718.68	-718.68	-718.68	0	0	0	0	0	0	0	0	0	0	0	0	0	0		MACRS Re	ADR Regular	MACRS	7 - Year Property
-14929.21	-7464.61	-7464.61	0	0	0	0	0	0	0	0	0	0	0	0	0	0	7-Year Property	MACRS Re	ADR Regular	MACRS	7 - Year Pr JCA 50% E
-14929.21	-14929.21	-14929.21	0	0	0	0	0	0	0	0	0	0	0	0	0	0		MACRS Re	ADR Regular	MACRS	7 - Year Property
0	0.01	0	0	0	0	0	0	0	0	0	0	0	0	0	0	0	NON-Depreciable	MACRS Re	ADR Regular	MACRS	Class Life
0	15	0	0	0	0	0	0	0	0	0	0	0	0	0	0	0	NON-Depreciable	MACRS Re	ADR Regular	MACRS	Class Life
0	0	0	0	0	0	0	0	0	0	0	0	0	0	0	0	0	15-Year Property	Tax Expen:	Tax Expense Retire La	MACRS	15 - Year Property
364358.04	-153445.87	-153445.87	0	-21432.34	-550.79	-27010.73	-48993.86	-21983.1	0	0	0	0	0	0	0	0	15-Year Property	Tax Expen:	Tax Expense Retire La	MACRS	15 - Year Property
0	0	0	0	0	0	0	0	0	0	0	0	0	0	0	0	0	15-Year Property	Tax Expen:	Tax Expense Retire La	MACRS	15 - Year Property
295021.07	121030.92	121030.92	0	19223.58	494.03	7625.89	27343.5	19717.61	0	0	0	0	0	0	0	0	15-Year Property	Tax Expen:	Tax Expense Retire La	MACRS	15 - Year Property
0	0	0	0	0	0	0	0	0	0	0	0	0	0	0	0	0	15-Year Property	Tax Expen:	Tax Expense Retire La	MACRS	15 - Year Property
0	0	0	0	0	0	0	0	0	0	0	0	0	0	0	0	0	15-Year Property	Tax Expen:	Tax Expense Retire La	MACRS	15 - Year Property
0	0	0	0	0	0	0	0	0	0	0	0	0	0	0	0	0	15-Year Property	Tax Expen:	Tax Expense Retire La	MACRS	15 - Year Property
0.31	-2444.97	-2444.97	0	-386.05	0	-64.34	-450.39	-386.05	0	0	0	0	0	0	0	0	15-Year Property	Tax Expen:	Tax Expense Retire La	MACRS	15 - Year Property
0	0	0	0	0	0	0	0	0	0	0	0	0	0	0	0	0	15-Year Property	Tax Expen:	Tax Expense Retire La	MACRS	15 - Year Property
0	0	0	0	0	0	0	0	0	0	0	0	0	0	0	0	0	15-Year Property	Tax Expen:	Tax Expense Retire La	MACRS	15 - Year Property
1303480.55	725715.75	725715.75	0	111338.3	2861.3	68901.37	183100.96	114199.6	0	0	0	0	0	0	0	0	15-Year Property	Tax Expen:	Tax Expense Retire La	MACRS	15 - Year Property
0	0	0	0	0	0	0	0	0	0	0	0	0	0	0	0	0	15-Year Property	Tax Expen:	Tax Expense Retire La	MACRS	15 - Year Property
0	0	0	0	0	0	0	0	0	0	0	0	0	0	0	0	0	15-Year Property	Tax Expen:	Tax Expense Retire La	MACRS	15 - Year Property
0	0	0	0	0	0	0	0	0	0	0	0	0	0	0	0	0	15-Year Property	Tax Expen:	Tax Expense Retire La	MACRS	15 - Year Property
0	0	0	0	0	0	0	0	0	0	0	0	0	0	0	0	0	15-Year Property	Tax Expen:	Tax Expense Retire La	MACRS	15 - Year Property
0	0	0	0	0	0	0	0	0	0	0	0	0	0	0	0	0	15-Year Property	Tax Expen:	Tax Expense Retire La	MACRS	15 - Year Property
0	0	0	0	0	0	0	0	0	0	0	0	0	0	0	0	0	15-Year Property	Tax Expen:	Tax Expense Retire La	MACRS	15 - Year Property
1009.2	10231.57	10231.57	0	0	0	1930.37	1930.37	0	0	0	0	0	0	0	0	0	15-Year Property	Tax Expen:	Tax Expense Retire La	MACRS	15 - Year Property
0	0	0	0	0	0	0	0	0	0	0	0	0	0	0	0	0	15-Year Property	Tax Expen:	Tax Expense Retire La	MACRS	15 - Year Property
0	0	0	0	0	0	0	0	0	0	0	0	0	0	0	0	0	15-Year Property	Tax Expen:	Tax Expense Retire La	MACRS	15 - Year Property
0	0	0	0	0	0	0	0	0	0	0	0	0	0	0	0	0	15-Year Property	Tax Expen:	Tax Expense Retire La	MACRS	15 - Year Property
0	0	0	0	0	0	0	0	0	0	0	0	0	0	0	0	0	15-Year Property	Tax Expen:	Tax Expense Retire La	MACRS	15 - Year Property
94548.07	106619.91	106619.91	0	0	0	20115.42	20115.42	0	0	0	0	0	0	0	0	0	15-Year Property	Tax Expen:	Tax Expense Retire La	MACRS	15 - Year Property
0	0	0	0	0	0	0	0	0	0	0	0	0	0	0	0	0	15-Year Property	Tax Expen:	Tax Expense Retire La	MACRS	15 - Year Property
0	0	0	0	0	0	0	0	0	0	0	0	0	0	0	0	0	20-Year Property	Tax Expen:	Tax Expense Retire La	MACRS	20 - Year Property
260344.54	282625.91	263712.57	0	0	0	0	0	0	0	0	0	0	0	0	0	0	20-Year Property	Tax Expen:	Tax Expense Retire La	MACRS	20 - Year Property
0	0	0	0	0	0	0	0	0	0	0	0	0	0	0	0	0	20-Year Property	Tax Expen:	Tax Expense Retire La	MACRS	20 - Year Property
0	0	0	0	0	0	0	0	0	0	0	0	0	0	0	0	0	20-Year Property	Tax Expen:	Tax Expense Retire La	MACRS	20 - Year Property
0	0	0	0	0	0	0	0	0	0	0	0	0	0	0	0	0	20-Year Property	Tax Expen:	Tax Expense Retire La	MACRS	20 - Year Property

0	0	0	0	0	0	0	0	0	0	0	0	0	0	0	0	0	20-Year Property	Tax Expen:	Tax Expense Retire La	MACRS	20 - Year Property
0	0	0	0	0	0	0	0	0	0	0	0	0	0	0	0	0	20-Year Property	Tax Expen:	Tax Expense Retire La	MACRS	20 - Year Property
3141109.85	1176084.35	1097380.74	0	15549.99	0	200229.74	215779.73	15549.99	0	0	0	0	0	0	0	0	20-Year Property	Tax Expen:	Tax Expense Retire La	MACRS	20 - Year Property
0	0	0	0	0	0	0	0	0	0	0	0	0	0	0	0	0	20-Year Property	Tax Expen:	Tax Expense Retire La	MACRS	20 - Year Property
0	0	0	0	0	0	0	0	0	0	0	0	0	0	0	0	0	20-Year Property	Tax Expen:	Tax Expense Retire La	MACRS	20 - Year Property
0	0	0	0	0	0	0	0	0	0	0	0	0	0	0	0	0	20-Year Property	Tax Expen:	Tax Expense Retire La	MACRS	20 - Year Property
159722.36	165849.96	154751.33	0	2393.85	0	15622.07	18015.92	2393.85	0	0	0	0	0	0	0	0	20-Year Property	Tax Expen:	Tax Expense Retire La	MACRS	20 - Year Property
0	0	0	0	0	0	0	0	0	0	0	0	0	0	0	0	0	20-Year Property	Tax Expen:	Tax Expense Retire La	MACRS	20 - Year Property
0	0	0	0	0	0	0	0	0	0	0	0	0	0	0	0	0	20-Year Property	Tax Expen:	Tax Expense Retire La	MACRS	20 - Year Property
137024.99	163346.79	152415.59	0	2040.76	0	35277.05	37317.81	2040.76	0	0	0	0	0	0	0	0	20-Year Property	Tax Expen:	Tax Expense Retire La	MACRS	20 - Year Property
0	0	0	0	0	0	0	0	0	0	0	0	0	0	0	0	0	20-Year Property	Tax Expen:	Tax Expense Retire La	MACRS	20 - Year Property
2280456.04	934575.41	872033.6	0	8571.12	24413.84	381145.65	414130.61	32984.96	0	0	0	0	0	0	0	0	20-Year Property	Tax Expen:	Tax Expense Retire La	MACRS	20 - Year Property
0	0	0	0	0	0	0	0	0	0	0	0	0	0	0	0	0	20-Year Property	Tax Expen:	Tax Expense Retire La	MACRS	20 - Year Property
0	0	0	0	0	0	0	0	0	0	0	0	0	0	0	0	0	20-Year Property	Tax Expen:	Tax Expense Retire La	MACRS	20 - Year Property
0	0	0	0	0	0	0	0	0	0	0	0	0	0	0	0	0	20-Year Property	Tax Expen:	Tax Expense Retire La	MACRS	20 - Year Property
0	0	0	0	0	0	0	0	0	0	0	0	0	0	0	0	0	20-Year Property	Tax Expen:	Tax Expense Retire La	MACRS	20 - Year Property
7101.33	7101.33	6626.11	0	0	0	0	0	0	0	0	0	0	0	0	0	0	20-Year Property	Tax Expen:	Tax Expense Retire La	MACRS	20 - Year Property
1702.81	877.66	415.31	0	0	0	0	0	0	0	0	0	0	0	0	0	0	Non-Residential Real I	Tax Expen:	Tax Expense Retire La	MACRS	20 - Year Property
405.78	411.23	191.04	0	0	0	0	0	0	0	0	0	0	0	0	0	0	Non-Residential Real I	Tax Expen:	Tax Expense Retire La	MACRS	20 - Year Property
21.93	22.22	10.76	0	0	0	0	0	0	0	0	0	0	0	0	0	2235	Non-Residential Real I	Tax Expen:	Tax Expense Retire La	MACRS	Non - Residential Real
-7918.76	36518.58	36518.58	0	0	0	35125.36	35125.36	0	0	0	0	0	0	0	0	0	5-Year Property	MACRS Re	ADR Regular	MACRS	5 - Year Property
-7918.76	36518.58	36518.58	0	0	0	35125.36	35125.36	0	0	0	0	0	0	0	0	0	AMT - ALL Property	MACRS Re	ADR Regular	MACRS	5 - Year Property
0	0	0	0	0	0	0	0	0	0	0	0	0	0	0	0	0	5-Year Property	MACRS Re	ADR Regular	MACRS	5 - Year Property
0	0	0	0	0	0	0	0	0	0	0	0	0	0	0	0	0	AMT - ALL Property	MACRS Re	ADR Regular	MACRS	5 - Year Property
20192.15	18704.44	18704.44	0	0	0	0	0	0	0	0	0	0	0	0	0	0	5-Year Property	MACRS Re	ADR Regular	MACRS	5 - Year Property
20192.15	18704.44	18704.44	0	0	0	0	0	0	0	0	0	0	0	0	0	0	AMT - ALL Property	MACRS Re	ADR Regular	MACRS	5 - Year Property
0	5140	5140	0	0	0	0	0	0	0	0	0	0	0	0	0	0	3-Year Property	MACRS Re	ADR Regular	MACRS	3 - Year Property
0	1504	0	0	0	0	0	0	0	0	0	0	0	0	0	0	0	NON-Depreciable	MACRS Re	ADR Regular	MACRS	Class Life
0	31720.26	31720.26	0	0	0	31720.26	31720.26	0	0	0	0	0	0	0	0	0	7-Year Property	MACRS Re	ADR Regular	MACRS	7 - Year Property
0	31720.26	31720.26	0	0	0	31720.26	31720.26	0	0	0	0	0	0	0	0	0	AMT - ALL Property	MACRS Re	ADR Regular	MACRS	7 - Year Property
0	0	0	0	0	0	0	0	0	0	0	0	0	0	0	0	0	7-Year Property	MACRS Re	ADR Regular	MACRS	7 - Year Property
0	0	0	0	0	0	0	0	0	0	0	0	0	0	0	0	0	AMT - ALL Property	MACRS Re	ADR Regular	MACRS	7 - Year Property
0	0	0	0	0	0	0	0	0	0	0	0	0	0	0	0	0	7-Year Property	MACRS Re	ADR Regular	MACRS	7 - Year Property
0	0	0	0	0	0	0	0	0	0	0	0	0	0	0	0	0	AMT - ALL Property	MACRS Re	ADR Regular	MACRS	7 - Year Property
0	0	0	0	0	0	0	0	0	0	0	0	0	0	0	0	0	7-Year Property	MACRS Re	ADR Regular	MACRS	7 - Year Property
0	0	0	0	0	0	0	0	0	0	0	0	0	0	0	0	0	AMT - ALL Property	MACRS Re	ADR Regular	MACRS	7 - Year Property
65937.34	56327.34	56327.34	0	0	0	0	0	0	0	0	0	0	0	0	0	0	7-Year Property	MACRS Re	ADR Regular	MACRS	7 - Year Property
65937.34	56327.34	56327.34	0	0	0	0	0	0	0	0	0	0	0	0	0	0	AMT - ALL Property	MACRS Re	ADR Regular	MACRS	7 - Year Property
0	0	0	0	0	0	0	0	0	0	0	0	0	0	0	0	0	7-Year Property	MACRS Re	ADR Regular	MACRS	7 - Year Property
0	0	0	0	0	0	0	0	0	0	0	0	0	0	0	0	0	AMT - ALL Property	MACRS Re	ADR Regular	MACRS	7 - Year Property
0	0	0	0	0	0	0	0	0	0	0	0	0	0	0	0	0	7-Year Property	MACRS Re	ADR Regular	MACRS	7 - Year Property
0	0	0	0	0	0	0	0	0	0	0	0	0	0	0	0	0	AMT - ALL Property	MACRS Re	ADR Regular	MACRS	7 - Year Property
0	-72440	-34747.99	0	0	0	0	0	0	0	0	0	0	0	0	0	2235	Non-Residential Real I	MACRS Re	ADR Regular	MACRS	Non - Residential Real
0	-888	-424.09	0	0	0	0	0	0	0	0	0	0	0	0	0	2235	Non-Residential Real I	MACRS Re	ADR Regular	MACRS	Non - Residential Real
0	0	0	0	0	0	0	0	0	0	0	0	0	0	0	0	0	Non-Residential Real I	MACRS Re	ADR Regular	MACRS	Non - Residential Real
0	0	0	0	0	0	0	0	0	0	0	0	0	0	0	0	2235	Non-Residential Real I	MACRS Re	ADR Regular	MACRS	Non - Residential Real
0	0.01	0	0	0	0	0	0	0	0	0	0	0	0	0	0	0	Non-Residential Real I	MACRS Re	ADR Regular	MACRS	Non - Residential Real
0	0	0	0	0	0	0	0	0	0	0	0	0	0	0	0	0	Non-Residential Real I	MACRS Re	ADR Regular	MACRS	Non - Residential Real
0	0	0	0	0	0	0	0	0	0	0	0	0	0	0	0	2235	Non-Residential Real I	MACRS Re	ADR Regular	MACRS	Non - Residential Real
0	0	0	0	0	0	0	0	0	0	0	0	0	0	0	0	0	Non-Residential Real I	MACRS Re	ADR Regular	MACRS	Non - Residential Real
0	0	0	0	0	0	0	0	0	0	0	0	0	0	0	0	0	Non-Residential Real I	MACRS Re	ADR Regular	MACRS	Non - Residential Real
7832.79	6634.67	6634.67	0	3779.08	0	0	0	0	0	0	0	0	0	0	0	0	7-Year Property	MACRS Re	ADR Regular	MACRS	7 - Year Property
7832.79	6634.67	6634.67	0	3779.08	0	0	0	0	0	0	0	0	0	0	0	0	AMT - ALL Property	MACRS Re	ADR Regular	MACRS	7 - Year Property
0	0	0	0	0	0	0	0	0	0	0	0	0	0	0	0	0	7-Year Property	MACRS Re	ADR Regular	MACRS	7 - Year Property
0	0	0	0	0	0	0	0	0	0	0	0	0	0	0	0	0	AMT - ALL Property	MACRS Re	ADR Regular	MACRS	7 - Year Property
0	0	0	0	0	0	0	0	0	0	0	0	0	0	0	0	0	7-Year Property	MACRS Re	ADR Regular	MACRS	7 - Year Property
0	0	0	0	0	0	0	0	0	0	0	0	0	0	0	0	0	AMT - ALL Property	MACRS Re	ADR Regular	MACRS	7 - Year Property
0	9441	0	0	0	0	0	0	0	0	0	0	0	0	0	0	0	NON-Depreciable	MACRS Re	ADR Regular	MACRS	Class Life
0	0	0	0	0	0	0	0	0	0	0	0	0	0	0	0	-1	NON-Depreciable	MACRS Re	ADR Regular	MACRS	Class Life
0	0	0	0	0	0	0	0	0	0	0	0	0	0	0	0	0	NON-Depreciable	MACRS Re	ADR Regular	MACRS	Class Life
133489.77	235995.84	235995.84	0	0	0	86252.96	86252.96	0	0	0	0	0	0	0	0	0	15-Year Property	Tax Expen:	Tax Expense Retire La	MACRS	15 - Year Property
1811.95	-24416.21	-24416.21	0	0	0	-679.12	-679.12	0	0	0	0	0	0	0	0	0	15-Year Property	Tax Expen:	Tax Expense Retire La	MACRS	15 - Year Property
0	1112	1112	0	0	0	0	0	0	0	0	0	0	0	0	0	0	5-Year Property	MACRS Re	ADR Regular	MACRS	5 - Year Property
0	1112	1112	0	0	0	0	0	0	0	0	0	0	0	0	0	0	AMT - ALL Property	MACRS Re	ADR Regular	MACRS	5 - Year Property
0	234	234	0	0	0	0	0	0	0	0	0	0	0	0	0	0	5-Year Property	MACRS Re	ADR Regular	MACRS	5 - Year Property
0	234	234	0	0	0	0	0	0	0	0	0	0	0	0	0	0	AMT - ALL Property	MACRS Re	ADR Regular	MACRS	5 - Year Property
36.56	32.1	32.1	0	0	0	0	0	0	0	0	0	0	0	0	0	0	3-Year Property	MACRS Re	ADR Regular	MACRS	3 - Year Property
0	-0.01	-0.01	0	0	0	0	0	0	0	0	0	0	0	0	0	0	7-Year Property	MACRS Re	ADR Regular	MACRS	7 - Year Property
0	0	0	0	0	0	0	0	0	0	0	0	0	0	0	0	0	AMT - ALL Property	MACRS Re	ADR Regular	MACRS	7 - Year Property
0	612	612	0	0	0	612	612	0	0	0	0	0	0	0	0	0	7-Year Property	MACRS Re	ADR Regular	MACRS	7 - Year Property
0	612	612	0	0	0	612	612	0	0	0	0	0	0	0	0	0	AMT - ALL Property	MACRS Re	ADR Regular	MACRS	7 - Year Property
0	-1116	-535.25	0	0	0	0	0	0	0	0	0	0	0	0	0	2235	Non-Residential Real I	MACRS Re	ADR Regular	MACRS	Non - Residential Real
0	-60	-28.43	0	0	0	0	0	0	0	0	0	0	0	0	0	2235	Non-Residential Real I	MACRS Re	ADR Regular	MACRS	Non - Residential Real
0	69881	32624.66	0	0	0	0	0	0	0	0	0	0	0	0	0	0	Non-Residential Real I	MACRS Re	ADR Regular	MACRS	Non - Residential Real
0	-3031	-1408.51	0	0	0	0	0	0	0	0	0	0	0	0	0	0	Non-Residential Real I	MACRS Re	ADR Regular	MACRS	Non - Residential Real
0	0	0	0	0	0	0	0	0	0	0	0	0	0	0	0	0	7-Year Property	MACRS Re	ADR Regular	MACRS	7 - Year Property
0	0	0	0	0	0	0	0	0	0	0	0	0	0	0	0	0	AMT - ALL Property	MACRS Re	ADR Regular	MACRS	7 - Year Property
67920.83	61720.83	0	0	0	0	0	0	0	0	0	0	0	0	0	0	0	NON-Depreciable	MACRS Re	ADR Regular	MACRS	Class Life
283.35	-4864.98	-4864.98	0	0	-0.34	-24.77	-25.11	-0.34	0	0	0	0	0	0	0	0	15-Year Property	Tax Expen:	Tax Expense Retire La	MACRS	15 - Year Property
10690.77	-183574.37	-183574.37	0	-5.64	-17.08	-943.73	-966.45	-22.72	0	0	0	0	0	0	0	0	15-Year Property	Tax Expen:	Tax Expense Retire La	MACRS	15 - Year Property
3892.11	4888.1	4888.1	0	0.15	0.43	68	68.58	0.58	0	0	0	0	0	0	0	0	15-Year Property	Tax Expen:	Tax Expense Retire La	MACRS	15 - Year Property
2322100.7	1479561.53	1479561.53	0	45.45	138.42	15328.42	15512.29	183.87	0	0	0	0	0	0	0	0	15-Year Property	Tax Expen:	Tax Expense Retire La	MACRS	15 - Year Property
2284091.4	1329041.93	1329041.93	0	40.61	123.7	20647.98	20812.29	164.31	0	0	0	0	0	0	0	0	15-Year Property	Tax Expen:	Tax Expense Retire La	MACRS	15 - Year Property
121785.65	121008.2	121008.2	0	0	0	6801.32	6801.32	0	0	0	0	0	0	0	0	0	15-Year Property	Tax Expen:	Tax Expense Retire La	MACRS	15 - Year Property
168416.36	200797.66	200797.66	0	0	0	0	0	0	0	0	0	0	0	0	0	0	15-Year Property	Tax Expen:	Tax Expense Retire La	MACRS	15 - Year Property
23227.96	42380.35	39544.26	0	0	0	0	0	0	0	0	0	0	0	0	0	0	20-Year Property	Tax Expen:	Tax Expense Retire La	MACRS	20 - Year Property
1722693.14	1515822.01	1414383.22	0	8655.07	0	181677.39	190332.46	8655.07	0	0	0	0	0	0	0	0	20-Year Property	Tax Expen:	Tax Expense Retire La	MACRS	20 - Year Property
166470.29	175911.65	164139.65	0	998.99	0	21922.89	22921.88	998.99	0	0	0	0	0	0	0	0	20-Year Property	Tax Expen:	Tax Expense Retire La	MACRS	20 - Year Property
105.88	57269.14	53436.71	0	0.66	0	57167.02	57167.68	0.66	0	0	0	0	0	0	0	0	20-Year Property	Tax Expen:	Tax Expense Retire La	MACRS	20 - Year Property
3038562.19	3009745.66	2808333.46	0	0	40139.47	627462.97	667602.44	40139.47	0	0	0	0	0	0	0	0	20-Year Property	Tax Expen:	Tax Expense Retire La	MACRS	20 - Year Property
0	1122.01	1122.01	0	0	0	1122.01	1122.01	0	0	0	0	0	0	0	0	0	7-Year Property	MACRS Re	ADR Regular	MACRS	7 - Year Property
0	1122.01	1122.01	0	0	0	1122.01	1122.01	0	0	0	0	0	0	0	0	0	AMT - ALL Property	MACRS Re	ADR Regular	MACRS	7 - Year Property

0	0	0	0	0	0	0	0	0	0	0	0	0	0	0	0	0	7-Year Property	MACRS Re	ADR Regular	MACRS	7 - Year Property
0	0	0	0	0	0	0	0	0	0	0	0	0	0	0	0	0	AMT - ALL Property	MACRS Re	ADR Regular	MACRS	7 - Year Property
0	191	191	0	0	0	0	0	0	0	0	0	0	0	0	0	0	7-Year Property	MACRS Re	ADR Regular	MACRS	7 - Year Property
0	191	191	0	0	0	0	0	0	0	0	0	0	0	0	0	0	AMT - ALL Property	MACRS Re	ADR Regular	MACRS	7 - Year Property
0	275	275	0	0	0	0	0	0	0	0	0	0	0	0	0	0	7-Year Property	MACRS Re	ADR Regular	MACRS	7 - Year Property
0	275	275	0	0	0	0	0	0	0	0	0	0	0	0	0	0	AMT - ALL Property	MACRS Re	ADR Regular	MACRS	7 - Year Property
0	3602	3602	0	0	0	0	0	0	0	0	0	0	0	0	0	0	7-Year Property	MACRS Re	ADR Regular	MACRS	7 - Year Property
0	3602	3602	0	0	0	0	0	0	0	0	0	0	0	0	0	0	AMT - ALL Property	MACRS Re	ADR Regular	MACRS	7 - Year Property
0	0	0	0	0	0	0	0	0	0	0	0	0	0	0	0	0	Non-Residential Real I	MACRS Re	ADR Regular	MACRS	Non - Residential Real
0	0	0	0	0	0	0	0	0	0	0	0	0	0	0	0	0	Non-Residential Real I	MACRS Re	ADR Regular	MACRS	Non - Residential Real
0	-130298	-60274.54	0	0	0	0	0	0	0	0	0	0	0	0	0	0	Non-Residential Real I	MACRS Re	ADR Regular	MACRS	Non - Residential Real
0	-0.01	-0.01	0	0	0	0	0	0	0	0	0	0	0	0	0	0	7-Year Property	MACRS Re	ADR Regular	MACRS	7 - Year Property
0	0	0	0	0	0	0	0	0	0	0	0	0	0	0	0	0	AMT - ALL Property	MACRS Re	ADR Regular	MACRS	7 - Year Property
0	47	22.73	0	0	0	0	0	0	0	0	0	0	0	0	0	0	Non-Residential Real I	MACRS Re	ADR Regular	MACRS	Non - Residential Real
10573.54	-16659.22	-16659.22	0	-0.75	-2.8	-98.64	-102.19	-3.55	0	0	0	0	0	0	0	0	15-Year Property	Tax Expen	Tax Expense Retire La	MACRS	15 - Year Property
440468.07	334742.25	334742.25	0	13.82	51.47	32507.96	32573.25	65.29	0	0	0	0	0	0	0	0	15-Year Property	Tax Expen	Tax Expense Retire La	MACRS	15 - Year Property
1493636.36	804473.94	804473.94	0	31.22	116.28	121634.53	121782.03	147.5	0	0	0	0	0	0	0	0	15-Year Property	Tax Expen	Tax Expense Retire La	MACRS	15 - Year Property
144603.2	66501.4	66501.4	0	3.03	11.26	393.75	408.04	14.29	0	0	0	0	0	0	0	0	15-Year Property	Tax Expen	Tax Expense Retire La	MACRS	15 - Year Property
4976.85	-7841.35	-7841.35	0	-0.36	-1.32	-46.45	-48.13	-1.68	0	0	0	0	0	0	0	0	15-Year Property	Tax Expen	Tax Expense Retire La	MACRS	15 - Year Property
4132.69	-6511.33	-6511.33	0	-0.28	-1.11	-38.58	-39.97	-1.39	0	0	0	0	0	0	0	0	15-Year Property	Tax Expen	Tax Expense Retire La	MACRS	15 - Year Property
2929.95	-4616.29	-4616.29	0	-0.22	-0.77	-27.32	-28.31	-0.99	0	0	0	0	0	0	0	0	15-Year Property	Tax Expen	Tax Expense Retire La	MACRS	15 - Year Property
28369.97	-44698.59	-44698.59	0	-2.04	-7.55	-264.64	-274.22	-9.58	0	0	0	0	0	0	0	0	15-Year Property	Tax Expen	Tax Expense Retire La	MACRS	15 - Year Property
10392.73	-16374.33	-16374.33	0	-0.74	-2.76	-96.93	-100.42	-3.49	0	0	0	0	0	0	0	0	15-Year Property	Tax Expen	Tax Expense Retire La	MACRS	15 - Year Property
10186.97	-16050.16	-16050.16	0	-0.72	-2.71	-95.03	-98.46	-3.43	0	0	0	0	0	0	0	0	15-Year Property	Tax Expen	Tax Expense Retire La	MACRS	15 - Year Property
633.86	-998.66	-998.66	0	-0.05	-0.17	-5.9	-6.12	-0.22	0	0	0	0	0	0	0	0	15-Year Property	Tax Expen	Tax Expense Retire La	MACRS	15 - Year Property
475.4	-749	-749	0	-0.03	-0.13	-4.4	-4.56	-0.16	0	0	0	0	0	0	0	0	15-Year Property	Tax Expen	Tax Expense Retire La	MACRS	15 - Year Property
27846.2	27123.2	27123.2	0	0	0	0	0	0	0	0	0	0	0	0	0	0	15-Year Property	Tax Expen	Tax Expense Retire La	MACRS	15 - Year Property
0	17740	17740	0	0	0	0	0	0	0	0	0	0	0	0	0	0	15-Year Property	Tax Expen	Tax Expense Retire La	MACRS	15 - Year Property
245543.11	192739.17	179841.04	0	148.96	0	38213.22	38362.18	148.96	0	0	0	0	0	0	0	0	20-Year Property	Tax Expen	Tax Expense Retire La	MACRS	20 - Year Property
0	0	0	0	0	0	0	0	0	0	0	0	0	0	0	0	0	20-Year Property	Tax Expen	Tax Expense Retire La	MACRS	20 - Year Property
5992.61	104640.43	97637.92	0	5.39	0	99051.19	99056.58	5.39	0	0	0	0	0	0	0	0	20-Year Property	Tax Expen	Tax Expense Retire La	MACRS	20 - Year Property
14.06	7.5	7.5	0	0	0.12	1.24	1.36	0.12	0	0	0	0	0	0	0	0	15-Year Property	Tax Expen	Tax Expense Retire La	MACRS	15 - Year Property
0	0	0	0	0	0	0	0	0	0	0	0	0	0	0	0	0	15-Year Property	Tax Expen	Tax Expense Retire La	MACRS	15 - Year Property
0	0	0	0	0	0	0	0	0	0	0	0	0	0	0	0	0	15-Year Property	Tax Expen	Tax Expense Retire La	MACRS	15 - Year Property
0	0	0	0	0	0	0	0	0	0	0	0	0	0	0	0	0	15-Year Property	Tax Expen	Tax Expense Retire La	MACRS	15 - Year Property
0	0	0	0	0	0	0	0	0	0	0	0	0	0	0	0	0	15-Year Property	Tax Expen	Tax Expense Retire La	MACRS	15 - Year Property
0	0	0	0	0	0	0	0	0	0	0	0	0	0	0	0	0	15-Year Property	Tax Expen	Tax Expense Retire La	MACRS	15 - Year Property
0	0	0	0	0	0	0	0	0	0	0	0	0	0	0	0	0	15-Year Property	Tax Expen	Tax Expense Retire La	MACRS	15 - Year Property
0	0	0	0	0	0	0	0	0	0	0	0	0	0	0	0	0	15-Year Property	Tax Expen	Tax Expense Retire La	MACRS	15 - Year Property
0	0	0	0	0	0	0	0	0	0	0	0	0	0	0	0	0	15-Year Property	Tax Expen	Tax Expense Retire La	MACRS	15 - Year Property
0	0	0	0	0	0	0	0	0	0	0	0	0	0	0	0	0	15-Year Property	Tax Expen	Tax Expense Retire La	MACRS	15 - Year Property
0	0	0	0	0	0	0	0	0	0	0	0	0	0	0	0	0	15-Year Property	Tax Expen	Tax Expense Retire La	MACRS	15 - Year Property
0	0	0	0	0	0	0	0	0	0	0	0	0	0	0	0	0	15-Year Property	Tax Expen	Tax Expense Retire La	MACRS	15 - Year Property
513718.55	542523.8	506218.1	0	0	6551.49	195453.85	202005.34	6551.49	0	0	0	0	0	0	0	0	20-Year Property	Tax Expen	Tax Expense Retire La	MACRS	20 - Year Property
0	-18	-18	0	0	0	0	0	0	0	0	0	0	0	0	0	0	5-Year Property	MACRS Re	ADR Regular	MACRS	5 - Year Property
0	-18	-18	0	0	0	0	0	0	0	0	0	0	0	0	0	0	AMT - ALL Property	MACRS Re	ADR Regular	MACRS	5 - Year Property
0	724.7	724.7	0	0	0	724.7	724.7	0	0	0	0	0	0	0	0	0	7-Year Property	MACRS Re	ADR Regular	MACRS	7 - Year Property
0	724.7	724.7	0	0	0	724.7	724.7	0	0	0	0	0	0	0	0	0	AMT - ALL Property	MACRS Re	ADR Regular	MACRS	7 - Year Property
0	324	324	0	0	0	0	0	0	0	0	0	0	0	0	0	0	7-Year Property	MACRS Re	ADR Regular	MACRS	7 - Year Property
0	324	324	0	0	0	0	0	0	0	0	0	0	0	0	0	0	AMT - ALL Property	MACRS Re	ADR Regular	MACRS	7 - Year Property
0	-23998	-11408.91	0	0	0	0	0	0	0	0	0	0	0	0	0	0 2235	Non-Residential Real I	MACRS Re	ADR Regular	MACRS	Non - Residential Real
0	-2574	-1190.75	0	0	0	0	0	0	0	0	0	0	0	0	0	0	Non-Residential Real I	MACRS Re	ADR Regular	MACRS	Non - Residential Real
22491.71	18494.71	0	0	0	0	0	0	0	0	0	0	0	0	0	0	0	NON-Depreciable	MACRS Re	ADR Regular	MACRS	Class Life
99106.22	99106.22	0	0	0	0	0	0	0	0	0	0	0	0	0	0	0	NON-Depreciable	MACRS Re	ADR Regular	MACRS	Class Life
43955.23	43955.23	0	0	0	0	0	0	0	0	0	0	0	0	0	0	0	NON-Depreciable	MACRS Re	ADR Regular	MACRS	Class Life
1382196.45	-154167.33	-154167.33	0	156	69.73	-165339.7	-165114	225.73	0	0	0	0	0	0	0	0	15-Year Property	Tax Expen	Tax Expense Retire La	MACRS	15 - Year Property
0	-170152.85	-170152.85	0	0	0	0	0	0	0	0	0	0	0	0	0	0	15-Year Property	Tax Expen	Tax Expense Retire La	MACRS	15 - Year Property
0	0	0	0	0	0	0	0	0	0	0	0	0	0	0	0	0	15-Year Property	Tax Expen	Tax Expense Retire La	MACRS	15 - Year Property
0	0	0	0	0	0	0	0	0	0	0	0	0	0	0	0	0	20-Year Property	Tax Expen	Tax Expense Retire La	MACRS	20 - Year Property
2032875.28	1014943.19	1014943.19	0	13307.32	5932.85	60150.65	79390.83	19240.18	0	0	0	0	0	0	0	0	15-Year Property	Tax Expen	Tax Expense Retire La	MACRS	15 - Year Property
0	0	0	0	0	0	0	0	0	0	0	0	0	0	0	0	0	15-Year Property	Tax Expen	Tax Expense Retire La	MACRS	15 - Year Property
0	-2664	-2664	0	0	0	0	0	0	0	0	0	0	0	0	0	0	15-Year Property	Tax Expen	Tax Expense Retire La	MACRS	15 - Year Property
0	0	0	0	0	0	0	0	0	0	0	0	0	0	0	0	0	15-Year Property	Tax Expen	Tax Expense Retire La	MACRS	15 - Year Property
0	0	0	0	0	0	0	0	0	0	0	0	0	0	0	0	0	15-Year Property	Tax Expen	Tax Expense Retire La	MACRS	15 - Year Property
0	0	0	0	0	0	0	0	0	0	0	0	0	0	0	0	0	15-Year Property	Tax Expen	Tax Expense Retire La	MACRS	15 - Year Property
0	0	0	0	0	0	0	0	0	0	0	0	0	0	0	0	0	15-Year Property	Tax Expen	Tax Expense Retire La	MACRS	15 - Year Property
0	0	0	0	0	0	0	0	0	0	0	0	0	0	0	0	0	15-Year Property	Tax Expen	Tax Expense Retire La	MACRS	15 - Year Property
0	0	0	0	0	0	0	0	0	0	0	0	0	0	0	0	0	15-Year Property	Tax Expen	Tax Expense Retire La	MACRS	15 - Year Property
0	0	0	0	0	0	0	0	0	0	0	0	0	0	0	0	0	15-Year Property	Tax Expen	Tax Expense Retire La	MACRS	15 - Year Property
0	0	0	0	0	0	0	0	0	0	0	0	0	0	0	0	0	20-Year Property	Tax Expen	Tax Expense Retire La	MACRS	20 - Year Property
0	0	0	0	0	0	0	0	0	0	0	0	0	0	0	0	0	15-Year Property	Tax Expen	Tax Expense Retire La	MACRS	15 - Year Property
0	0	0	0	0	0	0	0	0	0	0	0	0	0	0	0	0	15-Year Property	Tax Expen	Tax Expense Retire La	MACRS	15 - Year Property
0	0	0	0	0	0	0	0	0	0	0	0	0	0	0	0	0	15-Year Property	Tax Expen	Tax Expense Retire La	MACRS	15 - Year Property
0	0	0	0	0	0	0	0	0	0	0	0	0	0	0	0	0	15-Year Property	Tax Expen	Tax Expense Retire La	MACRS	15 - Year Property
0	0	0	0	0	0	0	0	0	0	0	0	0	0	0	0	0	15-Year Property	Tax Expen	Tax Expense Retire La	MACRS	15 - Year Property
0	-161297	-161297	0	0	0	0	0	0	0	0	0	0	0	0	0	0	15-Year Property	Tax Expen	Tax Expense Retire La	MACRS	15 - Year Property
0	-5869	-5869	0	0	0	0	0	0	0	0	0	0	0	0	0	0	15-Year Property	Tax Expen	Tax Expense Retire La	MACRS	15 - Year Property
0	-1172	-1172	0	0	0	0	0	0	0	0	0	0	0	0	0	0	15-Year Property	Tax Expen	Tax Expense Retire La	MACRS	15 - Year Property
89227.66	71529.44	71529.44	0	0	0	13198.13	13198.13	0	0	0	0	0	0	0	0	0	15-Year Property	Tax Expen	Tax Expense Retire La	MACRS	15 - Year Property
0	0	0	0	0	0	0	0	0	0	0	0	0	0	0	0	0	15-Year Property	Tax Expen	Tax Expense Retire La	MACRS	15 - Year Property
0	0	0	0	0	0	0	0	0	0	0	0	0	0	0	0	0	20-Year Property	Tax Expen	Tax Expense Retire La	MACRS	20 - Year Property
0	0	0	0	0	0	0	0	0	0	0	0	0	0	0	0	0	20-Year Property	Tax Expen	Tax Expense Retire La	MACRS	20 - Year Property
0	0	0	0	0	0	0	0	0	0	0	0	0	0	0	0	0	15-Year Property	Tax Expen	Tax Expense Retire La	MACRS	15 - Year Property
0	0	0	0	0	0	0	0	0	0	0	0	0	0	0	0	0	15-Year Property	Tax Expen	Tax Expense Retire La	MACRS	15 - Year Property
266035.74	312345.88	312345.88	0	0	0	70765.4	70765.4	0	0	0	0	0	0	0	0	0	15-Year Property	Tax Expen	Tax Expense Retire La	MACRS	15 - Year Property
0	0	0	0	0	0	0	0	0	0	0	0	0	0	0	0	0	15-Year Property	Tax Expen	Tax Expense Retire La	MACRS	15 - Year Property
0	0	0	0	0	0	0	0	0	0	0	0	0	0	0	0	0	15-Year Property	Tax Expen	Tax Expense Retire La	MACRS	15 - Year Property
0	0	0	0	0	0	0	0	0	0	0	0	0	0	0	0	0	15-Year Property	Tax Expen	Tax Expense Retire La	MACRS	15 - Year Property
0	0	0	0	0	0	0	0	0	0	0	0	0	0	0	0	0	15-Year Property	Tax Expen	Tax Expense Retire La	MACRS	15 - Year Property
0	0	0	0	0	0	0	0	0	0	0	0	0	0	0	0	0	15-Year Property	Tax Expen	Tax Expense Retire La	MACRS	15 - Year Property

0	0	0	0	0	0	0	0	0	0	0	0	0	0	0	0	0		20-Year Property	Tax Expen	Tax Expense Retire La	MACRS	20 - Year Property
154456.91	72306.4	72306.4	0	0	0	1546.38	1546.38	0	0	0	0	0	0	0	0	0		20-Year Property	Tax Expen	Tax Expense Retire La	MACRS	20 - Year Property
0	0	0	0	0	0	0	0	0	0	0	0	0	0	0	0	0		20-Year Property	Tax Expen	Tax Expense Retire La	MACRS	20 - Year Property
0	0	0	0	0	0	0	0	0	0	0	0	0	0	0	0	0		20-Year Property	Tax Expen	Tax Expense Retire La	MACRS	20 - Year Property
0	0	0	0	0	0	0	0	0	0	0	0	0	0	0	0	0		20-Year Property	Tax Expen	Tax Expense Retire La	MACRS	20 - Year Property
0	0	0	0	0	0	0	0	0	0	0	0	0	0	0	0	0		20-Year Property	Tax Expen	Tax Expense Retire La	MACRS	20 - Year Property
0	0	0	0	0	0	0	0	0	0	0	0	0	0	0	0	0		20-Year Property	Tax Expen	Tax Expense Retire La	MACRS	20 - Year Property
0	0	0	0	0	0	0	0	0	0	0	0	0	0	0	0	0		20-Year Property	Tax Expen	Tax Expense Retire La	MACRS	20 - Year Property
0	0	0	0	0	0	0	0	0	0	0	0	0	0	0	0	0		20-Year Property	Tax Expen	Tax Expense Retire La	MACRS	20 - Year Property
202295.94	2454.5	2454.5	0	0.3	0	155.65	155.95	0.3	0	0	0	0	0	0	0	0		20-Year Property	Tax Expen	Tax Expense Retire La	MACRS	20 - Year Property
0	0	0	0	0	0	0	0	0	0	0	0	0	0	0	0	0		20-Year Property	Tax Expen	Tax Expense Retire La	MACRS	20 - Year Property
0	0	0	0	0	0	0	0	0	0	0	0	0	0	0	0	0		20-Year Property	Tax Expen	Tax Expense Retire La	MACRS	20 - Year Property
704120.56	918278.67	918278.67	0	41.09	0	599385.78	599426.87	41.09	0	0	0	0	0	0	0	0		20-Year Property	Tax Expen	Tax Expense Retire La	MACRS	20 - Year Property
0	0	0	0	0	0	0	0	0	0	0	0	0	0	0	0	0		20-Year Property	Tax Expen	Tax Expense Retire La	MACRS	20 - Year Property
0	0	0	0	0	0	0	0	0	0	0	0	0	0	0	0	0		20-Year Property	Tax Expen	Tax Expense Retire La	MACRS	20 - Year Property
0	0	0	0	0	0	0	0	0	0	0	0	0	0	0	0	0		20-Year Property	Tax Expen	Tax Expense Retire La	MACRS	20 - Year Property
0	0	0	0	0	0	0	0	0	0	0	0	0	0	0	0	0		20-Year Property	Tax Expen	Tax Expense Retire La	MACRS	20 - Year Property
0	0	0	0	0	0	0	0	0	0	0	0	0	0	0	0	0		20-Year Property	Tax Expen	Tax Expense Retire La	MACRS	20 - Year Property
0	0	0	0	0	0	0	0	0	0	0	0	0	0	0	0	0		20-Year Property	Tax Expen	Tax Expense Retire La	MACRS	20 - Year Property
0	0	0	0	0	0	0	0	0	0	0	0	0	0	0	0	0		20-Year Property	Tax Expen	Tax Expense Retire La	MACRS	20 - Year Property
0	0	0	0	0	0	0	0	0	0	0	0	0	0	0	0	0		20-Year Property	Tax Expen	Tax Expense Retire La	MACRS	20 - Year Property
1481956.11	3634853.86	3634853.86	0	8694.26	71264.91	2718950	2798909.17	79959.17	0	0	0	0	0	0	0	0		20-Year Property	Tax Expen	Tax Expense Retire La	MACRS	20 - Year Property
0	0	0	0	0	0	0	0	0	0	0	0	0	0	0	0	0		20-Year Property	Tax Expen	Tax Expense Retire La	MACRS	20 - Year Property
0	0	0	0	0	0	0	0	0	0	0	0	0	0	0	0	0		20-Year Property	Tax Expen	Tax Expense Retire La	MACRS	20 - Year Property
0	0	0	0	0	0	0	0	0	0	0	0	0	0	0	0	0		20-Year Property	Tax Expen	Tax Expense Retire La	MACRS	20 - Year Property
0	562	562	0	0	0	0	0	0	0	0	0	0	0	0	0	0	2235	15-Year Property	Tax Expen	Tax Expense Retire La	MACRS	Non - Residential Real
0	6846	6846	0	0	0	0	0	0	0	0	0	0	0	0	0	0		15-Year Property	Tax Expen	Tax Expense Retire La	MACRS	Non - Residential Real
0	291	291	0	0	0	0	0	0	0	0	0	0	0	0	0	0		5-Year Property	MACRS Re	ADR Regular	MACRS	5 - Year Property
0	291	291	0	0	0	0	0	0	0	0	0	0	0	0	0	0		AMT - ALL Property	MACRS Re	ADR Regular	MACRS	5 - Year Property
0	0	0	0	0	0	0	0	0	0	0	0	0	0	0	0	0		5-Year Property	MACRS Re	ADR Regular	MACRS	5 - Year Property
0	0	0	0	0	0	0	0	0	0	0	0	0	0	0	0	0		AMT - ALL Property	MACRS Re	ADR Regular	MACRS	5 - Year Property
0	0	0	0	0	0	0	0	0	0	0	0	0	0	0	0	0		5-Year Property	MACRS Re	ADR Regular	MACRS	5 - Year Property
0	0	0	0	0	0	0	0	0	0	0	0	0	0	0	0	0		AMT - ALL Property	MACRS Re	ADR Regular	MACRS	5 - Year Property
0	0	0	0	0	0	0	0	0	0	0	0	0	0	0	0	0		5-Year Property	MACRS Re	ADR Regular	MACRS	5 - Year Property
0	0	0	0	0	0	0	0	0	0	0	0	0	0	0	0	0		AMT - ALL Property	MACRS Re	ADR Regular	MACRS	5 - Year Property
0	0	0	0	0	0	0	0	0	0	0	0	0	0	0	0	0		5-Year Property	MACRS Re	ADR Regular	MACRS	5 - Year Property
0	0	0	0	0	0	0	0	0	0	0	0	0	0	0	0	0		AMT - ALL Property	MACRS Re	ADR Regular	MACRS	5 - Year Property
0	71	71	0	0	0	0	0	0	0	0	0	0	0	0	0	0		3-Year Property	MACRS Re	ADR Regular	MACRS	3 - Year Property
0	914	914	0	0	0	0	0	0	0	0	0	0	0	0	0	0		3-Year Property	MACRS Re	ADR Regular	MACRS	3 - Year Property
0	0	0	0	0	0	0	0	0	0	0	0	0	0	0	0	0		7-Year Property	MACRS Re	ADR Regular	MACRS	20 - Year Property
0	0	0	0	0	0	0	0	0	0	0	0	0	0	0	0	0		AMT - ALL Property	MACRS Re	ADR Regular	MACRS	20 - Year Property
1768.46	-4138.25	0	0	0	0	0	0	0	0	0	0	0	0	0	0	0		NON-Depreciable	MACRS Re	ADR Regular	MACRS	Class Life
0	0	0	0	0	0	0	0	0	0	0	0	0	0	0	0	0		7-Year Property	MACRS Re	ADR Regular	MACRS	7 - Year Property
0	0	0	0	0	0	0	0	0	0	0	0	0	0	0	0	0		AMT - ALL Property	MACRS Re	ADR Regular	MACRS	7 - Year Property
0	123904.94	123904.94	0	0	0	123904.93	123904.93	0	0	0	0	0	0	0	0	0		7-Year Property	MACRS Re	ADR Regular	MACRS	7 - Year Property
0	123904.94	123904.94	0	0	0	123904.93	123904.93	0	0	0	0	0	0	0	0	0		AMT - ALL Property	MACRS Re	ADR Regular	MACRS	7 - Year Property
0	0	0	0	0	0	0	0	0	0	0	0	0	0	0	0	0		7-Year Property	MACRS Re	ADR Regular	MACRS	7 - Year Property
0	0	0	0	0	0	0	0	0	0	0	0	0	0	0	0	0		AMT - ALL Property	MACRS Re	ADR Regular	MACRS	7 - Year Property
0	0	0	0	0	0	0	0	0	0	0	0	0	0	0	0	0		7-Year Property	MACRS Re	ADR Regular	MACRS	7 - Year Property
0	0	0	0	0	0	0	0	0	0	0	0	0	0	0	0	0		AMT - ALL Property	MACRS Re	ADR Regular	MACRS	7 - Year Property
0	-0.01	-0.01	0	0	0	0	0	0	0	0	0	0	0	0	0	0		7-Year Property	MACRS Re	ADR Regular	MACRS	7 - Year Property
0	0	0	0	0	0	0	0	0	0	0	0	0	0	0	0	0		AMT - ALL Property	MACRS Re	ADR Regular	MACRS	7 - Year Property
-851091.89	-780449.68	-780449.68	0	0	0	0	0	0	0	0	0	0	0	0	0	0		7-Year Property	MACRS Re	ADR Regular	MACRS	7 - Year Property
-851091.89	-780449.68	-780449.68	0	0	0	0	0	0	0	0	0	0	0	0	0	0		AMT - ALL Property	MACRS Re	ADR Regular	MACRS	7 - Year Property
0	0	0	0	0	0	0	0	0	0	0	0	0	0	0	0	0		7-Year Property	MACRS Re	ADR Regular	MACRS	7 - Year Property
0	0	0	0	0	0	0	0	0	0	0	0	0	0	0	0	0		AMT - ALL Property	MACRS Re	ADR Regular	MACRS	7 - Year Property
0	0	0	0	0	0	0	0	0	0	0	0	0	0	0	0	0		7-Year Property	MACRS Re	ADR Regular	MACRS	7 - Year Property
0	0	0	0	0	0	0	0	0	0	0	0	0	0	0	0	0		AMT - ALL Property	MACRS Re	ADR Regular	MACRS	7 - Year Property
0	0	0	0	0	0	0	0	0	0	0	0	0	0	0	0	0		7-Year Property	MACRS Re	ADR Regular	MACRS	7 - Year Property
0	0	0	0	0	0	0	0	0	0	0	0	0	0	0	0	0		AMT - ALL Property	MACRS Re	ADR Regular	MACRS	7 - Year Property
0	0	0	0	0	0	0	0	0	0	0	0	0	0	0	0	0		7-Year Property	MACRS Re	ADR Regular	MACRS	7 - Year Property
0	0	0	0	0	0	0	0	0	0	0	0	0	0	0	0	0		AMT - ALL Property	MACRS Re	ADR Regular	MACRS	7 - Year Property
0	0	0	0	0	0	0	0	0	0	0	0	0	0	0	0	0		7-Year Property	MACRS Re	ADR Regular	MACRS	7 - Year Property
0	0	0	0	0	0	0	0	0	0	0	0	0	0	0	0	0		AMT - ALL Property	MACRS Re	ADR Regular	MACRS	7 - Year Property
0	0	0	0	0	0	0	0	0	0	0	0	0	0	0	0	0	2235	Non-Residential Real I	MACRS Re	ADR Regular	MACRS	Non - Residential Real
0	0	0	0	0	0	0	0	0	0	0	0	0	0	0	0	0	2235	Non-Residential Real I	MACRS Re	ADR Regular	MACRS	Non - Residential Real
0	9223	4108.89	0	0	0	0	0	0	0	0	0	0	0	0	0	0	2235	Non-Residential Real I	MACRS Re	ADR Regular	MACRS	Non - Residential Real
0	0	0	0	0	0	0	0	0	0	0	0	0	0	0	0	0	2235	Non-Residential Real I	MACRS Re	ADR Regular	MACRS	Non - Residential Real
0	1274	564.92	0	0	0	0	0	0	0	0	0	0	0	0	0	0		Non-Residential Real I	MACRS Re	ADR Regular	MACRS	Non - Residential Real
0	0	0	0	0	0	0	0	0	0	0	0	0	0	0	0	0		Non-Residential Real I	MACRS Re	ADR Regular	MACRS	Non - Residential Real
0	-44	-19.44	0	0	0	0	0	0	0	0	0	0	0	0	0	0	2235	Non-Residential Real I	MACRS Re	ADR Regular	MACRS	Non - Residential Real
0	1	0.52	0	0	0	0	0	0	0	0	0	0	0	0	0	0	2235	Non-Residential Real I	MACRS Re	ADR Regular	MACRS	Non - Residential Real
3407.61	8650.96	3798.54	0	0	0	5392.92	5392.92	0	0	0	0	0	0	0	0	0		Non-Residential Real I	MACRS Re	ADR Regular	MACRS	Non - Residential Real
0	0	0	0	0	0	0	0	0	0	0	0	0	0	0	0	0		Non-Residential Real I	MACRS Re	ADR Regular	MACRS	Non - Residential Real
0	4820	2219.29	0	0	0	0	0	0	0	0	0	0	0	0	0	0		Non-Residential Real I	MACRS Re	ADR Regular	MACRS	Non - Residential Real
0	0.01	0	0	0	0	0	0	0	0	0	0	0	0	0	0	0		Non-Residential Real I	MACRS Re	ADR Regular	MACRS	Non - Residential Real
0	0	0	0	0	0	0	0	0	0	0	0	0	0	0	0	0		Non-Residential Real I	MACRS Re	ADR Regular	MACRS	Non - Residential Real
0	0	0	0	0	0	0	0	0	0	0	0	0	0	0	0	0		Non-Residential Real I	MACRS Re	ADR Regular	MACRS	Non - Residential Real
0	0	0	0	0	0	0	0	0	0	0	0	0	0	0	0	0		Non-Residential Real I	MACRS Re	ADR Regular	MACRS	Non - Residential Real
0	0	0	0	0	0	0	0	0	0	0	0	0	0	0	0	0		Non-Residential Real I	MACRS Re	ADR Regular	MACRS	Non - Residential Real
0	0	0	0	0	0	0	0	0	0	0	0	0	0	0	0	0	2235	Non-Residential Real I	MACRS Re	ADR Regular	MACRS	Non - Residential Real
0	0	0	0	0	0	0	0	0	0	0	0	0	0	0	0	0	2235	Non-Residential Real I	MACRS Re	ADR Regular	MACRS	Non - Residential Real
2357.2	2256.2	2256.2	0	0	0	0	0	0	0	0	0	0	0	0	0	0		7-Year Property	MACRS Re	ADR Regular	MACRS	7 - Year Property
2357.2	2256.2	2256.2	0	0	0	0	0	0	0	0	0	0	0	0	0	0		AMT - ALL Property	MACRS Re	ADR Regular	MACRS	7 - Year Property
0	2462.19	2462.19	0	0	0	2462.2	2462.2	0	0	0	0	0	0	0	0	0		7-Year Property	MACRS Re	ADR Regular	MACRS	7 - Year Property
0	2462.2	2462.2	0	0	0	2462.2	2462.2	0	0	0	0	0	0	0	0	0		AMT - ALL Property	MACRS Re	ADR Regular	MACRS	7 - Year Property

0	0	0	0	0	0	0	0	0	0	0	0	0	0	0	0	0	7-Year Property	MACRS Re	ADR Regular	MACRS	7 - Year Property
0	0	0	0	0	0	0	0	0	0	0	0	0	0	0	0	0	AMT - ALL Property	MACRS Re	ADR Regular	MACRS	7 - Year Property
0	0	0	0	0	0	0	0	0	0	0	0	0	0	0	0	0	7-Year Property	MACRS Re	ADR Regular	MACRS	7 - Year Property
0	0	0	0	0	0	0	0	0	0	0	0	0	0	0	0	0	AMT - ALL Property	MACRS Re	ADR Regular	MACRS	7 - Year Property
0	0	0	0	0	0	0	0	0	0	0	0	0	0	0	0	0	7-Year Property	MACRS Re	ADR Regular	MACRS	7 - Year Property
0	0	0	0	0	0	0	0	0	0	0	0	0	0	0	0	0	AMT - ALL Property	MACRS Re	ADR Regular	MACRS	7 - Year Property
0	0	0	0	0	0	0	0	0	0	0	0	0	0	0	0	0	5-Year Property	MACRS Re	ADR Regular	MACRS	5 - Year Property
0	0	0	0	0	0	0	0	0	0	0	0	0	0	0	0	0	AMT - ALL Property	MACRS Re	ADR Regular	MACRS	5 - Year Property
0	0	0	0	0	0	0	0	0	0	0	0	0	0	0	0	0	5-Year Property	MACRS Re	ADR Regular	MACRS	5 - Year Property
0	0	0	0	0	0	0	0	0	0	0	0	0	0	0	0	0	AMT - ALL Property	MACRS Re	ADR Regular	MACRS	5 - Year Property
-114469.97	-103117.94	-103117.94	0	0	0	0	0	0	0	0	0	0	0	0	0	0	5-Year Property	MACRS Re	ADR Regular	MACRS	5 - Year Property
-114469.97	-103117.94	-103117.94	0	0	0	0	0	0	0	0	0	0	0	0	0	0	AMT - ALL Property	MACRS Re	ADR Regular	MACRS	5 - Year Property
0	5084	5084	0	0	0	0	0	0	0	0	0	0	0	0	0	0	15-Year Property	Tax Expen	Tax Expense Retire La	MACRS	15 - Year Property
0	0	0	0	0	0	0	0	0	0	0	0	0	0	0	0	0	NON-Depreciable	MACRS Re	ADR Regular	MACRS	Class Life
22791.69	33438.4	0	0	0	0	4180.65	4180.65	0	0	0	0	0	0	0	0	0	NON-Depreciable	MACRS Re	ADR Regular	MACRS	Class Life
0	-19112.3	-19112.3	0	0	0	0	0	0	0	0	0	0	0	0	0	0	15-Year Property	Tax Expen	Tax Expense Retire La	MACRS	15 - Year Property
0	0	0	0	0	0	0	0	0	0	0	0	0	0	0	0	0	15-Year Property	Tax Expen	Tax Expense Retire La	MACRS	15 - Year Property
0	0	0	0	0	0	0	0	0	0	0	0	0	0	0	0	0	15-Year Property	Tax Expen	Tax Expense Retire La	MACRS	15 - Year Property
0	0	0	0	0	0	0	0	0	0	0	0	0	0	0	0	0	15-Year Property	Tax Expen	Tax Expense Retire La	MACRS	15 - Year Property
0	0	0	0	0	0	0	0	0	0	0	0	0	0	0	0	0	15-Year Property	Tax Expen	Tax Expense Retire La	MACRS	15 - Year Property
0	-45	-45	0	0	0	0	0	0	0	0	0	0	0	0	0	0	20-Year Property	Tax Expen	Tax Expense Retire La	MACRS	20 - Year Property
0	-442	-442	0	0	0	0	0	0	0	0	0	0	0	0	0	0	20-Year Property	Tax Expen	Tax Expense Retire La	MACRS	20 - Year Property
0	-3873	-3873	0	0	0	0	0	0	0	0	0	0	0	0	0	0	20-Year Property	Tax Expen	Tax Expense Retire La	MACRS	20 - Year Property
147674.39	137999	137999	0	0	0	0	0	0	0	0	0	0	0	0	0	0	5-Year Property	MACRS Re	ADR Regular	MACRS	5 - Year Property
147674.39	137999	137999	0	0	0	0	0	0	0	0	0	0	0	0	0	0	AMT - ALL Property	MACRS Re	ADR Regular	MACRS	5 - Year Property
0	-248	-248	0	0	0	0	0	0	0	0	0	0	0	0	0	0	5-Year Property	MACRS Re	ADR Regular	MACRS	5 - Year Property
0	-248	-248	0	0	0	0	0	0	0	0	0	0	0	0	0	0	AMT - ALL Property	MACRS Re	ADR Regular	MACRS	5 - Year Property
0	0	0	0	0	0	0	0	0	0	0	0	0	0	0	0	0	5-Year Property	MACRS Re	ADR Regular	MACRS	5 - Year Property
0	0	0	0	0	0	0	0	0	0	0	0	0	0	0	0	0	AMT - ALL Property	MACRS Re	ADR Regular	MACRS	5 - Year Property
0	6247	6247	0	0	0	0	0	0	0	0	0	0	0	0	0	0	3-Year Property	MACRS Re	ADR Regular	MACRS	3 - Year Property
642.65	582.34	582.34	0	0	0	0	0	0	0	0	0	0	0	0	0	0	3-Year Property	MACRS Re	ADR Regular	MACRS	3 - Year Property
1569.81	1422.49	1422.49	0	0	0	0	0	0	0	0	0	0	0	0	0	0	3-Year Property	MACRS Re	ADR Regular	MACRS	3 - Year Property
-1043.74	-945.79	-945.79	0	0	0	0	0	0	0	0	0	0	0	0	0	0	3-Year Property	MACRS Re	ADR Regular	MACRS	3 - Year Property
271.72	246.22	246.22	0	0	0	0	0	0	0	0	0	0	0	0	0	0	3-Year Property	MACRS Re	ADR Regular	MACRS	3 - Year Property
-747.11	-677	-677	0	0	0	0	0	0	0	0	0	0	0	0	0	0	3-Year Property	MACRS Re	ADR Regular	MACRS	3 - Year Property
0	-993	-993	0	0	0	0	0	0	0	0	0	0	0	0	0	0	3-Year Property	MACRS Re	ADR Regular	MACRS	3 - Year Property
-745.6	-675.63	-675.63	0	0	0	0	0	0	0	0	0	0	0	0	0	0	3-Year Property	MACRS Re	ADR Regular	MACRS	3 - Year Property
0	0	0	0	0	0	0	0	0	0	0	0	0	0	0	0	0	7-Year Property	MACRS Re	ADR Regular	MACRS	7 - Year Property
0	0	0	0	0	0	0	0	0	0	0	0	0	0	0	0	0	AMT - ALL Property	MACRS Re	ADR Regular	MACRS	7 - Year Property
0	18799.39	18799.39	0	0	0	18799.4	18799.4	0	0	0	0	0	0	0	0	0	7-Year Property	MACRS Re	ADR Regular	MACRS	7 - Year Property
0	18799.4	18799.4	0	0	0	18799.4	18799.4	0	0	0	0	0	0	0	0	0	AMT - ALL Property	MACRS Re	ADR Regular	MACRS	7 - Year Property
0	232	103.88	0	0	0	0	0	0	0	0	0	0	0	0	0	2235	Non-Residential Real I	MACRS Re	ADR Regular	MACRS	Non - Residential Real
0	-28535	-12590.26	0	0	0	0	0	0	0	0	0	0	0	0	0	2235	Non-Residential Real I	MACRS Re	ADR Regular	MACRS	Non - Residential Real
0	-943	-412.07	0	0	0	0	0	0	0	0	0	0	0	0	0	2235	Non-Residential Real I	MACRS Re	ADR Regular	MACRS	Non - Residential Real
0	-858	-395.08	0	0	0	0	0	0	0	0	0	0	0	0	0	0	Non-Residential Real I	MACRS Re	ADR Regular	MACRS	Non - Residential Real
0	-31	-13.99	0	0	0	0	0	0	0	0	0	0	0	0	0	2235	Non-Residential Real I	MACRS Re	ADR Regular	MACRS	Non - Residential Real
0	266809	120002.64	0	0	0	0	0	0	0	0	0	0	0	0	0	2235	Non-Residential Real I	MACRS Re	ADR Regular	MACRS	Non - Residential Real
0	0	0	0	0	0	0	0	0	0	0	0	0	0	0	0	0	5-Year Property	MACRS Re	ADR Regular	MACRS	5 - Year Property
0	0	0	0	0	0	0	0	0	0	0	0	0	0	0	0	0	AMT - ALL Property	MACRS Re	ADR Regular	MACRS	5 - Year Property
0	-146	-146	0	0	0	0	0	0	0	0	0	0	0	0	0	0	7-Year Property	MACRS Re	ADR Regular	MACRS	7 - Year Property
0	-146	-146	0	0	0	0	0	0	0	0	0	0	0	0	0	0	AMT - ALL Property	MACRS Re	ADR Regular	MACRS	7 - Year Property
0	0	0	0	0	0	0	0	0	0	0	0	0	0	0	0	0	7-Year Property	MACRS Re	ADR Regular	MACRS	7 - Year Property
0	0	0	0	0	0	0	0	0	0	0	0	0	0	0	0	0	AMT - ALL Property	MACRS Re	ADR Regular	MACRS	7 - Year Property
0	0	0	0	0	0	0	0	0	0	0	0	0	0	0	0	0	5-Year Property	MACRS Re	ADR Regular	MACRS	5 - Year Property
0	266	266	0	0	0	0	0	0	0	0	0	0	0	0	0	0	20-Year Property	Tax Expen	Tax Expense Retire La	MACRS	20 - Year Property
96513.35	98990.35	0	0	0	0	0	0	0	0	0	0	0	0	0	0	0	NON-Depreciable	MACRS Re	ADR Regular	MACRS	Class Life
42286.22	35345.22	0	0	0	0	0	0	0	0	0	0	0	0	0	0	0	NON-Depreciable	MACRS Re	ADR Regular	MACRS	Class Life
8111910.45	5637310.63	5637310.63	0	191.87	6356.23	23478.12	30026.22	6548.1	0	0	0	0	0	0	0	0	15-Year Property	Tax Expen	Tax Expense Retire La	MACRS	15 - Year Property
44230.44	-15818.42	-15818.42	0	-0.54	-17.83	-68.26	-86.62	-18.36	0	0	0	0	0	0	0	0	15-Year Property	Tax Expen	Tax Expense Retire La	MACRS	15 - Year Property
50017.25	469933.08	469933.08	0	15.99	527.2	4323.95	4867.15	543.2	0	0	0	0	0	0	0	0	15-Year Property	Tax Expen	Tax Expense Retire La	MACRS	15 - Year Property
18669.77	175410.19	175410.19	0	5.86	196.66	1614.08	1816.59	202.51	0	0	0	0	0	0	0	0	15-Year Property	Tax Expen	Tax Expense Retire La	MACRS	15 - Year Property
18271.48	171668.21	171668.21	0	5.86	192.66	1579.45	1777.96	198.51	0	0	0	0	0	0	0	0	15-Year Property	Tax Expen	Tax Expense Retire La	MACRS	15 - Year Property
17675.63	166070.52	166070.52	0	5.76	186.43	1528.37	1720.56	192.19	0	0	0	0	0	0	0	0	15-Year Property	Tax Expen	Tax Expense Retire La	MACRS	15 - Year Property
15490.41	145538.46	145538.46	0	4.93	163.37	1338.63	1506.93	168.3	0	0	0	0	0	0	0	0	15-Year Property	Tax Expen	Tax Expense Retire La	MACRS	15 - Year Property
11552.47	108540.27	108540.27	0	3.72	121.71	998.71	1124.14	125.43	0	0	0	0	0	0	0	0	15-Year Property	Tax Expen	Tax Expense Retire La	MACRS	15 - Year Property
8850.93	83158.13	83158.13	0	2.79	93.17	765.26	861.22	95.96	0	0	0	0	0	0	0	0	15-Year Property	Tax Expen	Tax Expense Retire La	MACRS	15 - Year Property
8472.06	79598.27	79598.27	0	2.7	89.26	732.16	824.12	91.96	0	0	0	0	0	0	0	0	15-Year Property	Tax Expen	Tax Expense Retire La	MACRS	15 - Year Property
4349.49	40865.09	40865.09	0	1.3	45.93	375.83	423.06	47.23	0	0	0	0	0	0	0	0	15-Year Property	Tax Expen	Tax Expense Retire La	MACRS	15 - Year Property
4219.18	39641.03	39641.03	0	1.3	44.54	364.8	410.64	45.84	0	0	0	0	0	0	0	0	15-Year Property	Tax Expen	Tax Expense Retire La	MACRS	15 - Year Property
1074.52	10095.32	10095.32	0	0.37	11.34	92.59	104.31	11.72	0	0	0	0	0	0	0	0	15-Year Property	Tax Expen	Tax Expense Retire La	MACRS	15 - Year Property
18212.96	171118.6	171118.6	0	5.86	192.19	1574.42	1772.47	198.05	0	0	0	0	0	0	0	0	15-Year Property	Tax Expen	Tax Expense Retire La	MACRS	15 - Year Property
14411.3	135399.98	135399.98	0	4.56	151.93	1245.63	1402.12	156.49	0	0	0	0	0	0	0	0	15-Year Property	Tax Expen	Tax Expense Retire La	MACRS	15 - Year Property
6422.34	60340.82	60340.82	0	2.14	67.88	555.17	625.18	70.01	0	0	0	0	0	0	0	0	15-Year Property	Tax Expen	Tax Expense Retire La	MACRS	15 - Year Property
5439.83	51109.26	51109.26	0	1.67	57.56	469.89	529.12	59.23	0	0	0	0	0	0	0	0	15-Year Property	Tax Expen	Tax Expense Retire La	MACRS	15 - Year Property
4262.16	40044.6	40044.6	0	1.3	44.82	368.44	414.56	46.12	0	0	0	0	0	0	0	0	15-Year Property	Tax Expen	Tax Expense Retire La	MACRS	15 - Year Property
52559.84	493821.58	493821.58	0	16.74	554.07	4543.56	5114.37	570.81	0	0	0	0	0	0	0	0	15-Year Property	Tax Expen	Tax Expense Retire La	MACRS	15 - Year Property
39941.3	375265.32	375265.32	0	12.65	421.2	3452.85	3886.7	433.85	0	0	0	0	0	0	0	0	15-Year Property	Tax Expen	Tax Expense Retire La	MACRS	15 - Year Property
20736.61	194829.2	194829.2	0	6.51	218.51	1792.89	2017.9	225.01	0	0	0	0	0	0	0	0	15-Year Property	Tax Expen	Tax Expense Retire La	MACRS	15 - Year Property
1266752.49	-453036.71	-453036.71	0	-15.42	-510.74	-1954.56	-2480.71	-526.15	0	0	0	0	0	0	0	0	15-Year Property	Tax Expen	Tax Expense Retire La	MACRS	15 - Year Property
0	0	0	0	0	0	0	0	0	0	0	0	0	0	0	0	0	15-Year Property	Tax Expen	Tax Expense Retire La	MACRS	15 - Year Property
430031.67	407521.38	407521.38	0	0	0	8972.9	8972.9	0	0	0	0	0	0	0	0	0	15-Year Property	Tax Expen	Tax Expense Retire La	MACRS	15 - Year Property
118619.16	101308.16	101308.16	0	0	0	0	0	0	0	0	0	0	0	0	0	0	15-Year Property	Tax Expen	Tax Expense Retire La	MACRS	15 - Year Property
31356.04	7497.04	7497.04	0	0	0	0	0	0	0	0	0	0	0	0	0	0	20-Year Property	Tax Expen	Tax Expense Retire La	MACRS	20 - Year Property
-59763.42	-176994.23	-176994.23	0	-11860.24	0	30372.36	18512.12	-11860.2	0	0	0	0	0	0	0	0	20-Year Property	Tax Expen	Tax Expense Retire La	MACRS	20 - Year Property
3219.42	-17803.49	-17803.49	0	-773.19	0	-15938.65	-16711.84	-773.19	0	0	0	0	0	0	0	0	20-Year Property	Tax Expen	Tax Expense Retire La	MACRS	20 - Year Property
41928.63	160060.35	160060.35	0	28501.61	0	91317.57	119819.18	28501.61	0	0	0	0	0	0	0	0	20-Year Property	Tax Expen	Tax Expense Retire La	MACRS	20 - Year Property
5107472.2	5570105.88	5570105.88	0	0	95027.17	1407483.9	1502511.1	95027.17	0	0	0	0	0	0	0	0	20-Year Property	Tax Expen	Tax Expense Retire La	MACRS	20 - Year Property
0	3146.9	3146.9	0	0	0	3146.9	3146.9	0	0	0	0	0	0	0	0	0	5-Year Property	MACRS Re	ADR Regular	MACRS	5 - Year Property
0	3146.9	3146.9	0	0	0	3146.9	3146.9	0	0	0	0	0	0	0	0	0	AMT - ALL Property	MACRS Re	ADR Regular	MACRS	5 - Year Property
0	0	0	0	0	0	0	0	0	0	0	0	0	0	0	0	0	5-Year Property	MACRS Re	ADR Regular	MACRS	5 - Year Property
0	0	0	0	0	0	0	0	0	0	0	0	0	0	0	0	0	AMT - ALL Property	MACRS Re	ADR Regular	MACRS	5 - Year Property
57249.73	54537.73	54537.73	0	0	0	0	0	0	0	0	0	0	0	0	0	0	5-Year Property	MACRS Re	ADR Regular	MACRS	5 - Year Property

57249.73	54537.73	54537.73	0	0	0	0	0	0	0	0	0	0	0	0	0	0		AMT - ALL Property	MACRS Re	ADR Regular	MACRS	5 - Year Property
0	0	0	0	0	0	0	0	0	0	0	0	0	0	0	0	0		5-Year Property	MACRS Re	ADR Regular	MACRS	5 - Year Property
0	0	0	0	0	0	0	0	0	0	0	0	0	0	0	0	0		AMT - ALL Property	MACRS Re	ADR Regular	MACRS	5 - Year Property
0	16312.12	16312.12	0	0	0	16312.12	16312.12	0	0	0	0	0	0	0	0	0		7-Year Property	MACRS Re	ADR Regular	MACRS	7 - Year Property
0	16312.12	16312.12	0	0	0	16312.12	16312.12	0	0	0	0	0	0	0	0	0		AMT - ALL Property	MACRS Re	ADR Regular	MACRS	7 - Year Property
0	0	0	0	0	0	0	0	0	0	0	0	0	0	0	0	0		7-Year Property	MACRS Re	ADR Regular	MACRS	7 - Year Property
0	0	0	0	0	0	0	0	0	0	0	0	0	0	0	0	0		AMT - ALL Property	MACRS Re	ADR Regular	MACRS	7 - Year Property
0	-218	-218	0	0	0	0	0	0	0	0	0	0	0	0	0	0		7-Year Property	MACRS Re	ADR Regular	MACRS	7 - Year Property
0	-218	-218	0	0	0	0	0	0	0	0	0	0	0	0	0	0		AMT - ALL Property	MACRS Re	ADR Regular	MACRS	7 - Year Property
0	18193	18193	0	0	0	18193	18193	0	0	0	0	0	0	0	0	0		7-Year Property	MACRS Re	ADR Regular	MACRS	7 - Year Property
0	18193	18193	0	0	0	18193	18193	0	0	0	0	0	0	0	0	0		AMT - ALL Property	MACRS Re	ADR Regular	MACRS	7 - Year Property
0	-0.01	-0.01	0	0	0	0	0	0	0	0	0	0	0	0	0	0		7-Year Property	MACRS Re	ADR Regular	MACRS	7 - Year Property
0	0	0	0	0	0	0	0	0	0	0	0	0	0	0	0	0		AMT - ALL Property	MACRS Re	ADR Regular	MACRS	7 - Year Property
22377.74	16688.87	7434.87	0	0	0	0	0	0	0	0	0	0	0	0	0	0		Non-Residential Real I	MACRS Re	ADR Regular	MACRS	Non - Residential Real
24135.29	18020.3	7950.91	0	0	0	0	0	0	0	0	0	0	0	0	0	0		Non-Residential Real I	MACRS Re	ADR Regular	MACRS	Non - Residential Real
9160.64	8757.66	3845.39	0	0	0	0	0	0	0	0	0	0	0	0	0	0		Non-Residential Real I	MACRS Re	ADR Regular	MACRS	Non - Residential Real
43166.69	41267.75	18031.98	0	0	0	0	0	0	0	0	0	0	0	0	0	0		Non-Residential Real I	MACRS Re	ADR Regular	MACRS	Non - Residential Real
-1682.06	3143.69	1447.44	0	0	0	0	0	0	0	0	0	0	0	0	0	0		Non-Residential Real I	MACRS Re	ADR Regular	MACRS	Non - Residential Real
25705.25	19209.6	8763.06	0	0	0	0	0	0	0	0	0	0	0	0	0	0		Non-Residential Real I	MACRS Re	ADR Regular	MACRS	Non - Residential Real
0	0.01	0	0	0	0	0	0	0	0	0	0	0	0	0	0	0		Non-Residential Real I	MACRS Re	ADR Regular	MACRS	Non - Residential Real
15922.33	16595.85	7499.81	0	0	0	0	0	0	0	0	0	0	0	0	0	0		Non-Residential Real I	MACRS Re	ADR Regular	MACRS	Non - Residential Real
0	-1142	-1142	0	0	0	0	0	0	0	0	0	0	0	0	0	0		7-Year Property	MACRS Re	ADR Regular	MACRS	7 - Year Property
0	-1142	-1142	0	0	0	0	0	0	0	0	0	0	0	0	0	0		AMT - ALL Property	MACRS Re	ADR Regular	MACRS	7 - Year Property
993.4	0	0	0	0	0	0	0	0	0	0	0	0	0	0	0	0		20-Year Property	Tax Expen	Tax Expense Retire La	MACRS	20 - Year Property
993.4	0	0	0	0	0	0	0	0	0	0	0	0	0	0	0	0		20-Year Property	Tax Expen	Tax Expense Retire La	MACRS	20 - Year Property
0	0	0	0	0	0	0	0	0	0	0	0	0	0	0	0	0		15-Year Property	Tax Expen	Tax Expense Retire La	MACRS	15 - Year Property
-0.13	-0.12	-0.12	0	0	0	0	0	0	0	0	0	0	0	0	0	0		7-Year Property	MACRS Re	ADR Regular	MACRS	7 - Year Property
-0.13	-0.12	-0.12	0	0	0	0	0	0	0	0	0	0	0	0	0	0		AMT - ALL Property	MACRS Re	ADR Regular	MACRS	7 - Year Property
0	-0.01	0	0	0	0	0	0	0	0	0	0	0	0	0	0	0		Non-Residential Real I	MACRS Re	ADR Regular	MACRS	Non - Residential Real
0	-48	-21.88	0	0	0	0	0	0	0	0	0	0	0	0	0	0		Non-Residential Real I	MACRS Re	ADR Regular	MACRS	Non - Residential Real
323.35	295.9	295.9	0	0	0	0	0	0	0	0	0	0	0	0	0	0		7-Year Property	MACRS Re	ADR Regular	MACRS	7 - Year Property
323.35	295.9	295.9	0	0	0	0	0	0	0	0	0	0	0	0	0	0		AMT - ALL Property	MACRS Re	ADR Regular	MACRS	7 - Year Property
1358523.15	497333.41	497333.41	0	620.89	981.9	11493.13	13095.92	1602.79	0	0	0	0	0	0	0	0		15-Year Property	Tax Expen	Tax Expense Retire La	MACRS	15 - Year Property
532848.87	518754.02	518754.02	0	643.55	1017.75	15176.29	16837.59	1661.3	0	0	0	0	0	0	0	0		15-Year Property	Tax Expen	Tax Expense Retire La	MACRS	15 - Year Property
10571.48	6466.91	6466.91	0	8.1	12.83	117.96	138.89	20.93	0	0	0	0	0	0	0	0		15-Year Property	Tax Expen	Tax Expense Retire La	MACRS	15 - Year Property
5846.36	3576.42	3576.42	0	4.48	7.09	65.26	76.84	11.58	0	0	0	0	0	0	0	0		15-Year Property	Tax Expen	Tax Expense Retire La	MACRS	15 - Year Property
2904.81	1776.96	1776.96	0	2.23	3.53	32.4	38.15	5.75	0	0	0	0	0	0	0	0		15-Year Property	Tax Expen	Tax Expense Retire La	MACRS	15 - Year Property
2338.25	1430.38	1430.38	0	1.79	2.84	26.09	30.72	4.63	0	0	0	0	0	0	0	0		15-Year Property	Tax Expen	Tax Expense Retire La	MACRS	15 - Year Property
263.98	161.5	161.5	0	0.2	0.32	2.96	3.49	0.53	0	0	0	0	0	0	0	0		15-Year Property	Tax Expen	Tax Expense Retire La	MACRS	15 - Year Property
11438.97	6997.6	6997.6	0	8.78	13.88	127.66	150.32	22.66	0	0	0	0	0	0	0	0		15-Year Property	Tax Expen	Tax Expense Retire La	MACRS	15 - Year Property
29590.6	18101.58	18101.58	0	22.71	35.92	330.24	388.87	58.63	0	0	0	0	0	0	0	0		15-Year Property	Tax Expen	Tax Expense Retire La	MACRS	15 - Year Property
25311.23	15483.75	15483.75	0	19.42	30.73	282.48	332.63	50.15	0	0	0	0	0	0	0	0		15-Year Property	Tax Expen	Tax Expense Retire La	MACRS	15 - Year Property
14878.55	9101.72	9101.72	0	11.42	18.06	166.04	195.52	29.48	0	0	0	0	0	0	0	0		15-Year Property	Tax Expen	Tax Expense Retire La	MACRS	15 - Year Property
5530.64	3383.28	3383.28	0	4.24	6.72	61.72	72.68	10.96	0	0	0	0	0	0	0	0		15-Year Property	Tax Expen	Tax Expense Retire La	MACRS	15 - Year Property
4831.11	2955.35	2955.35	0	3.71	5.87	53.92	63.49	9.57	0	0	0	0	0	0	0	0		15-Year Property	Tax Expen	Tax Expense Retire La	MACRS	15 - Year Property
8728.7	5339.63	5339.63	0	6.7	10.6	97.41	114.7	17.29	0	0	0	0	0	0	0	0		15-Year Property	Tax Expen	Tax Expense Retire La	MACRS	15 - Year Property
5407.66	14472.66	14472.66	0	0	0	0	0	0	0	0	0	0	0	0	0	0		15-Year Property	Tax Expen	Tax Expense Retire La	MACRS	15 - Year Property
15556.24	-4005.76	-4005.76	0	0	0	0	0	0	0	0	0	0	0	0	0	0		15-Year Property	Tax Expen	Tax Expense Retire La	MACRS	15 - Year Property
20490.22	9907.22	9907.22	0	0	0	0	0	0	0	0	0	0	0	0	0	0		20-Year Property	Tax Expen	Tax Expense Retire La	MACRS	20 - Year Property
81425.17	36969.49	36969.49	0	966.15	0	9132.31	10098.46	966.15	0	0	0	0	0	0	0	0		20-Year Property	Tax Expen	Tax Expense Retire La	MACRS	20 - Year Property
13642.75	85831.6	85831.6	0	470.32	0	72280.73	72751.05	470.32	0	0	0	0	0	0	0	0		20-Year Property	Tax Expen	Tax Expense Retire La	MACRS	20 - Year Property
8293.19	4300.24	4300.24	0	70.28	0	2275.44	2345.72	70.28	0	0	0	0	0	0	0	0		20-Year Property	Tax Expen	Tax Expense Retire La	MACRS	20 - Year Property
531175.62	555220.96	555220.96	0	0	7813.84	212431.2	220245.04	7813.84	0	0	0	0	0	0	0	0		20-Year Property	Tax Expen	Tax Expense Retire La	MACRS	20 - Year Property
0	0	0	0	0	0	0	0	0	0	0	0	0	0	0	0	0		5-Year Property	MACRS Re	ADR Regular	MACRS	5 - Year Property
0	0	0	0	0	0	0	0	0	0	0	0	0	0	0	0	0		AMT - ALL Property	MACRS Re	ADR Regular	MACRS	5 - Year Property
0	0	0	0	0	0	0	0	0	0	0	0	0	0	0	0	0		7-Year Property	MACRS Re	ADR Regular	MACRS	7 - Year Property
0	0	0	0	0	0	0	0	0	0	0	0	0	0	0	0	0		AMT - ALL Property	MACRS Re	ADR Regular	MACRS	7 - Year Property
0	-334	-334	0	0	0	0	0	0	0	0	0	0	0	0	0	0		7-Year Property	MACRS Re	ADR Regular	MACRS	7 - Year Property
0	-334	-334	0	0	0	0	0	0	0	0	0	0	0	0	0	0		AMT - ALL Property	MACRS Re	ADR Regular	MACRS	7 - Year Property
11475.19	10927.62	10927.62	0	0	0	0	0	0	0	0	0	0	0	0	0	0		7-Year Property	MACRS Re	ADR Regular	MACRS	7 - Year Property
11475.19	10927.62	10927.62	0	0	0	0	0	0	0	0	0	0	0	0	0	0		AMT - ALL Property	MACRS Re	ADR Regular	MACRS	7 - Year Property
0	-35112	-15717.16	0	0	0	0	0	0	0	0	0	0	0	0	0	0	2235	Non-Residential Real I	MACRS Re	ADR Regular	MACRS	Non - Residential Real
0	-140164	-64538.43	0	0	0	0	0	0	0	0	0	0	0	0	0	0		Non-Residential Real I	MACRS Re	ADR Regular	MACRS	Non - Residential Real
0	1	0.53	0	0	0	0	0	0	0	0	0	0	0	0	0	0		Non-Residential Real I	MACRS Re	ADR Regular	MACRS	Non - Residential Real
0	143	143	0	0	0	0	0	0	0	0	0	0	0	0	0	0		7-Year Property	MACRS Re	ADR Regular	MACRS	7 - Year Property
0	143	143	0	0	0	0	0	0	0	0	0	0	0	0	0	0		AMT - ALL Property	MACRS Re	ADR Regular	MACRS	7 - Year Property
1198.42	0	0	0	0	0	0	0	0	0	0	0	0	0	0	0	0		15-Year Property	Tax Expen	Tax Expense Retire La	MACRS	15 - Year Property
1198.42	0	0	0	0	0	0	0	0	0	0	0	0	0	0	0	0		15-Year Property	Tax Expen	Tax Expense Retire La	MACRS	15 - Year Property
-41675	-41675	0	0	0	0	0	0	0	0	0	0	0	0	0	0	0		NON-Depreciable	MACRS Re	ADR Regular	MACRS	5 - Year Property
194979.22	129097.8	129097.8	0	52.05	57.13	24925.89	25035.08	109.19	0	0	0	0	0	0	0	0		15-Year Property	Tax Expen	Tax Expense Retire La	MACRS	15 - Year Property
0	0	0	0	0	0	0	0	0	0	0	0	0	0	0	0	0		15-Year Property	Tax Expen	Tax Expense Retire La	MACRS	15 - Year Property
0	0	0	0	0	0	0	0	0	0	0	0	0	0	0	0	0		15-Year Property	Tax Expen	Tax Expense Retire La	MACRS	20 - Year Property
0	0	0	0	0	0	0	0	0	0	0	0	0	0	0	0	0		15-Year Property	Tax Expen	Tax Expense Retire La	MACRS	15 - Year Property
0	0	0	0	0	0	0	0	0	0	0	0	0	0	0	0	0		15-Year Property	Tax Expen	Tax Expense Retire La	MACRS	15 - Year Property
0	0	0	0	0	0	0	0	0	0	0	0	0	0	0	0	0		15-Year Property	Tax Expen	Tax Expense Retire La	MACRS	15 - Year Property
91424.28	4942.69	4942.69	0	2.35	2.58	236.17	241.1	4.93	0	0	0	0	0	0	0	0		15-Year Property	Tax Expen	Tax Expense Retire La	MACRS	15 - Year Property
0	0	0	0	0	0	0	0	0	0	0	0	0	0	0	0	0		15-Year Property	Tax Expen	Tax Expense Retire La	MACRS	15 - Year Property
0	5329.7	5329.7	0	0	0	5329.4	5329.4	0	0	0	0	0	0	0	0	0		15-Year Property	Tax Expen	Tax Expense Retire La	MACRS	15 - Year Property
0	0	0	0	0	0	0	0	0	0	0	0	0	0	0	0	0		15-Year Property	Tax Expen	Tax Expense Retire La	MACRS	15 - Year Property
0	6132	6132	0	0	0	0	0	0	0	0	0	0	0	0	0	0		15-Year Property	Tax Expen	Tax Expense Retire La	MACRS	15 - Year Property
0	0	0	0	0	0	0	0	0	0	0	0	0	0	0	0	0		15-Year Property	Tax Expen	Tax Expense Retire La	MACRS	15 - Year Property
0	0	0	0	0	0	0	0	0	0	0	0	0	0	0	0	0		15-Year Property	Tax Expen	Tax Expense Retire La	MACRS	15 - Year Property
29801.45	-1661185.07	-1661185.07	0	-417.6	-458.83	-824499.3	-825375.75	-876.44	0	0	0	0	0	0	0	0		15-Year Property	Tax Expen	Tax Expense Retire La	MACRS	15 - Year Property
77811.44	309945.74	309945.74	0	153.96	169.04	1809.28	2132.28	323	0	0	0	0	0	0	0	0		15-Year Property	Tax Expen	Tax Expense Retire La	MACRS	15 - Year Property
0	0	0	0	0	0	0	0	0	0	0	0	0	0	0	0	0		15-Year Property	Tax Expen	Tax Expense Retire La	MACRS	15 - Year Property
0	0	0	0	0	0	0	0	0	0	0	0	0	0	0	0	0		15-Year Property	Tax Expen	Tax Expense Retire La	MACRS	15 - Year Property
1537524.11	1881447.16	1881447.16	0	850.5	933.66	179305.7	181089.86	1784.16	0	0	0	0	0	0	0	0		15-Year Property	Tax Expen	Tax Expense Retire La	MACRS	15 - Year Property
203937.16	416404.33	416404.33	0	106.46	116.86	203329.57	203552.89	223.32	0	0	0	0	0	0	0	0		15-Year Property	Tax Expen	Tax Expense Retire La	MACRS	15 - Year Property
506447.96	-284788.4	-284788.4	0	-133.19	-146.22	-18213.02	-18492.44	-279.42	0	0	0	0	0	0	0	0		15-Year Property	Tax Expen	Tax Expense Retire La	MACRS	15 - Year Property
13003.94	15852.04	15852.04	0	7.87	8.64	92.57	109.08	16.51	0	0	0	0	0	0	0	0		15-Year Property	Tax Expen	Tax Expense Retire La	MACRS	15 - Year Property
-51591	-184294.65	-184294.65	0	0	0	0	0	0	0	0	0	0	0	0	0	0		15-Year Property	Tax Expen	Tax Expense Retire La	MACRS	15 - Year Property
0	0	0	0	0	0	0	0	0	0	0	0	0	0	0	0	0		15-Year Property	Tax Expen	Tax Expense Retire La	MACRS	15 - Year Property

0	0	0	0	0	0	0	0	0	0	0	0	0	0	0	0	0		15-Year Property	Tax Expen:	Tax Expense Retire La	MACRS	15 - Year Property
0	0	0	0	0	0	0	0	0	0	0	0	0	0	0	0	0		15-Year Property	Tax Expen:	Tax Expense Retire La	MACRS	20 - Year Property
0	0	0	0	0	0	0	0	0	0	0	0	0	0	0	0	0		15-Year Property	Tax Expen:	Tax Expense Retire La	MACRS	15 - Year Property
37321.05	55387.33	55387.33	0	4066.1	0	15714.7	19780.8	4066.1	0	0	0	0	0	0	0	0		15-Year Property	Tax Expen:	Tax Expense Retire La	MACRS	15 - Year Property
0	0	0	0	0	0	0	0	0	0	0	0	0	0	0	0	0		15-Year Property	Tax Expen:	Tax Expense Retire La	MACRS	15 - Year Property
64507.83	249779.02	249779.02	0	25150.5	0	4387.39	29537.89	25150.5	0	0	0	0	0	0	0	0		15-Year Property	Tax Expen:	Tax Expense Retire La	MACRS	15 - Year Property
22007.25	34233.12	34233.12	0	2513.12	0	9712.75	12225.87	2513.12	0	0	0	0	0	0	0	0		15-Year Property	Tax Expen:	Tax Expense Retire La	MACRS	15 - Year Property
0	0	0	0	0	0	0	0	0	0	0	0	0	0	0	0	0		15-Year Property	Tax Expen:	Tax Expense Retire La	MACRS	20 - Year Property
5481.38	-1292.16	-1292.16	0	0	0	0	0	0	0	0	0	0	0	0	0	0		15-Year Property	Tax Expen:	Tax Expense Retire La	MACRS	20 - Year Property
50583.64	49231.92	49231.92	0	0	0	-4115.47	-4115.47	0	0	0	0	0	0	0	0	0		15-Year Property	Tax Expen:	Tax Expense Retire La	MACRS	20 - Year Property
0	0	0	0	0	0	0	0	0	0	0	0	0	0	0	0	0		15-Year Property	Tax Expen:	Tax Expense Retire La	MACRS	20 - Year Property
0	0	0	0	0	0	0	0	0	0	0	0	0	0	0	0	0		15-Year Property	Tax Expen:	Tax Expense Retire La	MACRS	20 - Year Property
0	6976.86	6976.86	0	0	0	6976.54	6976.54	0	0	0	0	0	0	0	0	0		15-Year Property	Tax Expen:	Tax Expense Retire La	MACRS	20 - Year Property
0	0	0	0	0	0	0	0	0	0	0	0	0	0	0	0	0		15-Year Property	Tax Expen:	Tax Expense Retire La	MACRS	20 - Year Property
0	0	0	0	0	0	0	0	0	0	0	0	0	0	0	0	0		15-Year Property	Tax Expen:	Tax Expense Retire La	MACRS	20 - Year Property
31902.42	40817.91	40817.91	0	1061.48	0	4421.56	5483.04	1061.48	0	0	0	0	0	0	0	0		15-Year Property	Tax Expen:	Tax Expense Retire La	MACRS	20 - Year Property
8972.64	-28928.27	-28928.27	0	-753.67	0	-3086.77	-3840.44	-753.67	0	0	0	0	0	0	0	0		15-Year Property	Tax Expen:	Tax Expense Retire La	MACRS	20 - Year Property
0	0	0	0	0	0	0	0	0	0	0	0	0	0	0	0	0		15-Year Property	Tax Expen:	Tax Expense Retire La	MACRS	20 - Year Property
0	0	0	0	0	0	0	0	0	0	0	0	0	0	0	0	0		15-Year Property	Tax Expen:	Tax Expense Retire La	MACRS	20 - Year Property
0	0	0	0	0	0	0	0	0	0	0	0	0	0	0	0	0		15-Year Property	Tax Expen:	Tax Expense Retire La	MACRS	20 - Year Property
0	0	0	0	0	0	0	0	0	0	0	0	0	0	0	0	0		15-Year Property	Tax Expen:	Tax Expense Retire La	MACRS	20 - Year Property
0	0	0	0	0	0	0	0	0	0	0	0	0	0	0	0	0		15-Year Property	Tax Expen:	Tax Expense Retire La	MACRS	20 - Year Property
0	0	0	0	0	0	0	0	0	0	0	0	0	0	0	0	0		15-Year Property	Tax Expen:	Tax Expense Retire La	MACRS	20 - Year Property
0	0	0	0	0	0	0	0	0	0	0	0	0	0	0	0	0		15-Year Property	Tax Expen:	Tax Expense Retire La	MACRS	20 - Year Property
393586.58	481577.9	481577.9	0	12523.64	0	52166.48	64690.12	12523.64	0	0	0	0	0	0	0	0		15-Year Property	Tax Expen:	Tax Expense Retire La	MACRS	20 - Year Property
2971403.24	2592637.55	2592637.55	0	62452.65	0	451256.46	513709.11	62452.65	0	0	0	0	0	0	0	0		15-Year Property	Tax Expen:	Tax Expense Retire La	MACRS	20 - Year Property
11053.66	13547.18	13547.18	0	352.94	0	1445.54	1798.48	352.94	0	0	0	0	0	0	0	0		15-Year Property	Tax Expen:	Tax Expense Retire La	MACRS	20 - Year Property
17134.64	-198215.39	-198215.39	0	-4774.85	0	-34498.75	-39273.6	-4774.85	0	0	0	0	0	0	0	0		15-Year Property	Tax Expen:	Tax Expense Retire La	MACRS	20 - Year Property
0	0	0	0	0	0	0	0	0	0	0	0	0	0	0	0	0		15-Year Property	Tax Expen:	Tax Expense Retire La	MACRS	20 - Year Property
0	0	0	0	0	0	0	0	0	0	0	0	0	0	0	0	0		15-Year Property	Tax Expen:	Tax Expense Retire La	MACRS	20 - Year Property
0	0	0	0	0	0	0	0	0	0	0	0	0	0	0	0	0		15-Year Property	Tax Expen:	Tax Expense Retire La	MACRS	20 - Year Property
0	0	0	0	0	0	0	0	0	0	0	0	0	0	0	0	0		15-Year Property	Tax Expen:	Tax Expense Retire La	MACRS	20 - Year Property
0	0	0	0	0	0	0	0	0	0	0	0	0	0	0	0	0		15-Year Property	Tax Expen:	Tax Expense Retire La	MACRS	20 - Year Property
0	0	0	0	0	0	0	0	0	0	0	0	0	0	0	0	0		15-Year Property	Tax Expen:	Tax Expense Retire La	MACRS	20 - Year Property
2190735.61	3292365.46	3292365.46	0	439.58	49538.41	1454875.8	1504853.75	49977.99	0	0	0	0	0	0	0	0		15-Year Property	Tax Expen:	Tax Expense Retire La	MACRS	20 - Year Property
5630.81	-249400.51	-249400.51	0	-33.33	-3768.87	-109613.4	-113415.56	-3802.2	0	0	0	0	0	0	0	0		15-Year Property	Tax Expen:	Tax Expense Retire La	MACRS	20 - Year Property
0	7	7	0	0	0	0	0	0	0	0	0	0	0	0	0	0	2235	15-Year Property	Tax Expen:	Tax Expense Retire La	MACRS	Non - Residential Real
0	3	3	0	0	0	0	0	0	0	0	0	0	0	0	0	0		15-Year Property	Tax Expen:	Tax Expense Retire La	MACRS	Non - Residential Real
0	0	0	0	0	0	0	0	0	0	0	0	0	0	0	0	0		5-Year Property	MACRS Re	ADR Regular	MACRS	5 - Year Property
0	0	0	0	0	0	0	0	0	0	0	0	0	0	0	0	0		AMT - ALL Property	MACRS Re	ADR Regular	MACRS	5 - Year Property
0	-0.01	-0.01	0	0	0	0	0	0	0	0	0	0	0	0	0	0		5-Year Property	MACRS Re	ADR Regular	MACRS	5 - Year Property
0	0	0	0	0	0	0	0	0	0	0	0	0	0	0	0	0		AMT - ALL Property	MACRS Re	ADR Regular	MACRS	5 - Year Property
0	0	0	0	0	0	0	0	0	0	0	0	0	0	0	0	0		5-Year Property	MACRS Re	ADR Regular	MACRS	5 - Year Property
0	0	0	0	0	0	0	0	0	0	0	0	0	0	0	0	0		AMT - ALL Property	MACRS Re	ADR Regular	MACRS	5 - Year Property
0	0	0	0	0	0	0	0	0	0	0	0	0	0	0	0	0		5-Year Property	MACRS Re	ADR Regular	MACRS	5 - Year Property
0	0	0	0	0	0	0	0	0	0	0	0	0	0	0	0	0		AMT - ALL Property	MACRS Re	ADR Regular	MACRS	5 - Year Property
0	-59327	-59327	0	0	0	0	0	0	0	0	0	0	0	0	0	0		5-Year Property	MACRS Re	ADR Regular	MACRS	5 - Year Property
0	-59327	-59327	0	0	0	0	0	0	0	0	0	0	0	0	0	0		AMT - ALL Property	MACRS Re	ADR Regular	MACRS	5 - Year Property
0	162	0	0	0	0	0	0	0	0	0	0	0	0	0	0	0		NON-Depreciable	MACRS Re	ADR Regular	MACRS	Class Life
18682.45	18682.45	0	0	0	0	0	0	0	0	0	0	0	0	0	0	0		NON-Depreciable	MACRS Re	ADR Regular	MACRS	Class Life
0	-62.9	-62.9	0	0	0	-62.89	-62.89	0	0	0	0	0	0	0	0	0		7-Year Property	MACRS Re	ADR Regular	MACRS	7 - Year Property
0	-62.89	-62.89	0	0	0	-62.89	-62.89	0	0	0	0	0	0	0	0	0		AMT - ALL Property	MACRS Re	ADR Regular	MACRS	7 - Year Property
0	0	0	0	0	0	0	0	0	0	0	0	0	0	0	0	0		7-Year Property	MACRS Re	ADR Regular	MACRS	7 - Year Property
0	0	0	0	0	0	0	0	0	0	0	0	0	0	0	0	0		AMT - ALL Property	MACRS Re	ADR Regular	MACRS	7 - Year Property
0	8481.57	8481.57	0	0	0	8481.57	8481.57	0	0	0	0	0	0	0	0	0		7-Year Property	MACRS Re	ADR Regular	MACRS	7 - Year Property
0	8481.57	8481.57	0	0	0	8481.57	8481.57	0	0	0	0	0	0	0	0	0		AMT - ALL Property	MACRS Re	ADR Regular	MACRS	7 - Year Property
0	0	0	0	0	0	0	0	0	0	0	0	0	0	0	0	0		7-Year Property	MACRS Re	ADR Regular	MACRS	7 - Year Property
0	0	0	0	0	0	0	0	0	0	0	0	0	0	0	0	0		AMT - ALL Property	MACRS Re	ADR Regular	MACRS	7 - Year Property
8257.55	7762.37	7762.37	0	0	0	0	0	0	0	0	0	0	0	0	0	0		7-Year Property	MACRS Re	ADR Regular	MACRS	7 - Year Property
8257.55	7762.37	7762.37	0	0	0	0	0	0	0	0	0	0	0	0	0	0		AMT - ALL Property	MACRS Re	ADR Regular	MACRS	7 - Year Property
3483.46	3483.46	3483.46	0	0	0	0	0	0	0	0	0	0	0	0	0	0		7-Year Property	MACRS Re	ADR Regular	MACRS	7 - Year Property
3483.46	3483.46	3483.46	0	0	0	0	0	0	0	0	0	0	0	0	0	0		AMT - ALL Property	MACRS Re	ADR Regular	MACRS	7 - Year Property
0	0	0	0	0	0	0	0	0	0	0	0	0	0	0	0	0	2235	Non-Residential Real I	MACRS Re	ADR Regular	MACRS	Non - Residential Real
0	0	0	0	0	0	0	0	0	0	0	0	0	0	0	0	0	2235	Non-Residential Real I	MACRS Re	ADR Regular	MACRS	Non - Residential Real
49710.42	6879.46	2888.43	0	0	0	0	0	0	0	0	0	0	0	0	0	0	2235	Non-Residential Real I	MACRS Re	ADR Regular	MACRS	Non - Residential Real
0	0	0	0	0	0	0	0	0	0	0	0	0	0	0	0	0	2235	Non-Residential Real I	MACRS Re	ADR Regular	MACRS	Non - Residential Real
0	0.01	0	0	0	0	0	0	0	0	0	0	0	0	0	0	0		Non-Residential Real I	MACRS Re	ADR Regular	MACRS	Non - Residential Real
42560.25	5889.95	2548.49	0	0	0	0	0	0	0	0	0	0	0	0	0	0		Non-Residential Real I	MACRS Re	ADR Regular	MACRS	Non - Residential Real
63042.07	63042.07	27007.23	0	0	0	0	0	0	0	0	0	0	0	0	0	0	2235	Non-Residential Real I	MACRS Re	ADR Regular	MACRS	Non - Residential Real
-2357.2	-2193.2	-2193.2	0	0	0	0	0	0	0	0	0	0	0	0	0	0		7-Year Property	MACRS Re	ADR Regular	MACRS	7 - Year Property
-2357.2	-2193.2	-2193.2	0	0	0	0	0	0	0	0	0	0	0	0	0	0		AMT - ALL Property	MACRS Re	ADR Regular	MACRS	7 - Year Property
0	0	0	0	0	0	0	0	0	0	0	0	0	0	0	0	0		7-Year Property	MACRS Re	ADR Regular	MACRS	7 - Year Property
0	0	0	0	0	0	0	0	0	0	0	0	0	0	0	0	0		AMT - ALL Property	MACRS Re	ADR Regular	MACRS	7 - Year Property
0	0	0	0	0	0	0	0	0	0	0	0	0	0	0	0	0		7-Year Property	MACRS Re	ADR Regular	MACRS	7 - Year Property
0	0	0	0	0	0	0	0	0	0	0	0	0	0	0	0	0		AMT - ALL Property	MACRS Re	ADR Regular	MACRS	7 - Year Property
0	0	0	0	0	0	0	0	0	0	0	0	0	0	0	0	0		7-Year Property	MACRS Re	ADR Regular	MACRS	7 - Year Property
0	0	0	0	0	0	0	0	0	0	0	0	0	0	0	0	0		AMT - ALL Property	MACRS Re	ADR Regular	MACRS	7 - Year Property
0	6036.95	6036.95	0	0	0	6036.95	6036.95	0	0	0	0	0	0	0	0	0		7-Year Property	MACRS Re	ADR Regular	MACRS	7 - Year Property
0	6036.95	6036.95	0	0	0	6036.95	6036.95	0	0	0	0	0	0	0	0	0		AMT - ALL Property	MACRS Re	ADR Regular	MACRS	7 - Year Property
0	0	0	0	0	0	0	0	0	0	0	0	0	0	0	0	0		7-Year Property	MACRS Re	ADR Regular	MACRS	7 - Year Property
0	0	0	0	0	0	0	0	0	0	0	0	0	0	0	0	0		AMT - ALL Property	MACRS Re	ADR Regular	MACRS	7 - Year Property
0	98.09	98.09	0	0	0	98.11	98.11	0	0	0	0	0	0	0	0	0		7-Year Property	MACRS Re	ADR Regular	MACRS	7 - Year Property
0	98.11	98.11	0	0	0	98.11	98.11	0	0	0	0	0	0	0	0	0		AMT - ALL Property	MACRS Re	ADR Regular	MACRS	7 - Year Property
0	0	0	0	0	0	0	0	0	0	0	0	0	0	0	0	0		5-Year Property	MACRS Re	ADR Regular	MACRS	5 - Year Property
0	0	0	0	0	0	0	0	0	0	0	0	0	0	0	0	0		AMT - ALL Property	MACRS Re	ADR Regular	MACRS	5 - Year Property
0	0	0	0	0	0	0	0	0	0	0	0	0	0	0	0	0		5-Year Property	MACRS Re	ADR Regular	MACRS	5 - Year Property
0	0	0	0	0	0	0	0	0	0	0	0	0	0	0	0	0		AMT - ALL Property	MACRS Re	ADR Regular	MACRS	5 - Year Property
42722.74	74221.44	74221.44	0	13235.91	0	22247.91	22247.91	0	0	0	0	0	0	0	0	0		7-Year Property	MACRS Re	ADR Regular	MACRS	7 - Year Property
42722.74	74221.44	74221.44	0	13235.91	0	22247.91	22247.91	0	0	0	0	0	0	0	0	0		AMT - ALL Property	MACRS Re	ADR Regular	MACRS	7 - Year Property
0	-39918	-39918	0	0	0	0	0	0	0	0	0	0	0	0	0	0		15-Year Property	Tax Expen:	Tax Expense Retire La	MACRS	15 - Year Property
-108108	-108108	0	0	0	0	0	0	0	0	0	0	0	0	0	0	0	-1	NON-Depreciable	MACRS Re	ADR Regular	MACRS	Class Life
2391.51	2632.33	0	0	0	0	316.48	316.48	0	0	0	0	0	0	0	0	0		NON-Depreciable	MACRS Re	ADR Regular	MACRS	Class Life

0	-56837	-56837	0	0	0	0	0	0	0	0	0	0	0	0	0	0		15-Year Property	Tax Expen:	Tax Expense Retire La	MACRS	15 - Year Property
2593288.9	2721180.12	2721180.12	0	0	0	188662.05	188662.05	0	0	0	0	0	0	0	0	0		15-Year Property	Tax Expen:	Tax Expense Retire La	MACRS	15 - Year Property
5595.62	15595.62	15595.62	0	0	0	10000	10000	0	0	0	0	0	0	0	0	0		7-Year Property	Tax Expen:	Tax Expense Retire La	MACRS	7 - Year Property
5595.62	15595.62	15595.62	0	0	0	10000	10000	0	0	0	0	0	0	0	0	0		AMT - ALL Property	Tax Expen:	Tax Expense Retire La	MACRS	7 - Year Property
5595.62	15595.62	15595.62	0	0	0	10000	10000	0	0	0	0	0	0	0	0	0		7-Year Property	Tax Expen:	Tax Expense Retire La	MACRS	7 - Year Property
0	0	0	0	0	0	0	0	0	0	0	0	0	0	0	0	0		15-Year Property	Tax Expen:	Tax Expense Retire La	MACRS	15 - Year Property
0	-0.01	0	0	0	0	0	0	0	0	0	0	0	0	0	0	0	2235	Non-Residential Real I	MACRS Re	ADR Regular	MACRS	Non - Residential Real
0	0	0	0	0	0	0	0	0	0	0	0	0	0	0	0	0		5-Year Property	MACRS Re	ADR Regular	MACRS	5 - Year Property
0	0	0	0	0	0	0	0	0	0	0	0	0	0	0	0	0		AMT - ALL Property	MACRS Re	ADR Regular	MACRS	5 - Year Property
0	23	23	0	0	0	0	0	0	0	0	0	0	0	0	0	0		5-Year Property	MACRS Re	ADR Regular	MACRS	5 - Year Property
0	23	23	0	0	0	0	0	0	0	0	0	0	0	0	0	0		AMT - ALL Property	MACRS Re	ADR Regular	MACRS	5 - Year Property
-37.87	-32.89	-32.89	0	0	0	0	0	0	0	0	0	0	0	0	0	0		3-Year Property	MACRS Re	ADR Regular	MACRS	3 - Year Property
-821.71	-713.69	-713.69	0	0	0	0	0	0	0	0	0	0	0	0	0	0		3-Year Property	MACRS Re	ADR Regular	MACRS	3 - Year Property
0	0	0	0	0	0	0	0	0	0	0	0	0	0	0	0	0		7-Year Property	MACRS Re	ADR Regular	MACRS	7 - Year Property
0	0	0	0	0	0	0	0	0	0	0	0	0	0	0	0	0		AMT - ALL Property	MACRS Re	ADR Regular	MACRS	7 - Year Property
0	0.62	0.62	0	0	0	0.62	0.62	0	0	0	0	0	0	0	0	0		7-Year Property	MACRS Re	ADR Regular	MACRS	7 - Year Property
0	0.62	0.62	0	0	0	0.62	0.62	0	0	0	0	0	0	0	0	0		AMT - ALL Property	MACRS Re	ADR Regular	MACRS	7 - Year Property
0	269757	114412.04	0	0	0	0	0	0	0	0	0	0	0	0	0	0	2235	Non-Residential Real I	MACRS Re	ADR Regular	MACRS	Non - Residential Real
0	0	0	0	0	0	0	0	0	0	0	0	0	0	0	0	0		7-Year Property	MACRS Re	ADR Regular	MACRS	7 - Year Property
0	0	0	0	0	0	0	0	0	0	0	0	0	0	0	0	0		AMT - ALL Property	MACRS Re	ADR Regular	MACRS	7 - Year Property
0	0	0	0	0	0	0	0	0	0	0	0	0	0	0	0	0		NON-Depreciable	MACRS Re	ADR Regular	MACRS	5 - Year Property
26189.34	26189.34	0	0	0	0	0	0	0	0	0	0	0	0	0	0	0		NON-Depreciable	MACRS Re	ADR Regular	MACRS	Class Life
43274.28	89385.28	0	0	0	0	5240	5240	0	0	0	0	0	0	0	0	0		NON-Depreciable	MACRS Re	ADR Regular	MACRS	Class Life
91168.15	67407.76	67407.76	0	1.17	14.58	458.1	473.85	15.75	0	0	0	0	0	0	0	0		15-Year Property	Tax Expen:	Tax Expense Retire La	MACRS	15 - Year Property
73509.15	54351.06	54351.06	0	0.95	11.75	369.34	382.03	12.69	0	0	0	0	0	0	0	0		15-Year Property	Tax Expen:	Tax Expense Retire La	MACRS	15 - Year Property
13773.72	10183.98	10183.98	0	0.18	2.2	69.2	71.58	2.38	0	0	0	0	0	0	0	0		15-Year Property	Tax Expen:	Tax Expense Retire La	MACRS	15 - Year Property
9157.46	6770.82	6770.82	0	0.12	1.46	46	47.58	1.58	0	0	0	0	0	0	0	0		15-Year Property	Tax Expen:	Tax Expense Retire La	MACRS	15 - Year Property
8828.53	6527.6	6527.6	0	0.11	1.41	44.35	45.87	1.52	0	0	0	0	0	0	0	0		15-Year Property	Tax Expen:	Tax Expense Retire La	MACRS	15 - Year Property
2184.31	216420.01	216420.01	0	3.94	46.24	1468.86	1519.04	50.18	0	0	0	0	0	0	0	0		15-Year Property	Tax Expen:	Tax Expense Retire La	MACRS	15 - Year Property
270.53	26799.78	26799.78	0	0	4.92	179.06	183.98	4.92	0	0	0	0	0	0	0	0		15-Year Property	Tax Expen:	Tax Expense Retire La	MACRS	15 - Year Property
24353.39	2412941.19	2412941.19	0	41.32	521.43	16396.66	16959.42	562.76	0	0	0	0	0	0	0	0		15-Year Property	Tax Expen:	Tax Expense Retire La	MACRS	15 - Year Property
939.65	93099.72	93099.72	0	1.97	19.68	631.63	653.27	21.64	0	0	0	0	0	0	0	0		15-Year Property	Tax Expen:	Tax Expense Retire La	MACRS	15 - Year Property
9760.58	967081.39	967081.39	0	16.73	209.56	6571.08	6797.36	226.28	0	0	0	0	0	0	0	0		15-Year Property	Tax Expen:	Tax Expense Retire La	MACRS	15 - Year Property
0	-246834	-246834	0	0	0	0	0	0	0	0	0	0	0	0	0	0		15-Year Property	Tax Expen:	Tax Expense Retire La	MACRS	15 - Year Property
5366866.57	4109335.32	4109335.32	0	71.35	888.15	31649.4	32608.9	959.5	0	0	0	0	0	0	0	0		15-Year Property	Tax Expen:	Tax Expense Retire La	MACRS	15 - Year Property
2977730.5	2213635.13	2213635.13	0	38.26	476.28	26927.32	27441.86	514.54	0	0	0	0	0	0	0	0		15-Year Property	Tax Expen:	Tax Expense Retire La	MACRS	15 - Year Property
1908.54	189096.82	189096.82	0	2.95	41.32	1282.89	1327.16	44.27	0	0	0	0	0	0	0	0		15-Year Property	Tax Expen:	Tax Expense Retire La	MACRS	15 - Year Property
61699.05	58164.05	58164.05	0	0	0	0	0	0	0	0	0	0	0	0	0	0		15-Year Property	Tax Expen:	Tax Expense Retire La	MACRS	15 - Year Property
149768.96	-1791.57	-1791.57	0	0	0	0	0	0	0	0	0	0	0	0	0	0		15-Year Property	Tax Expen:	Tax Expense Retire La	MACRS	15 - Year Property
0	32	32	0	0	0	0	0	0	0	0	0	0	0	0	0	0		15-Year Property	Tax Expen:	Tax Expense Retire La	MACRS	20 - Year Property
1348585.31	1308987.19	1308987.19	0	9817.21	0	101219.37	111036.58	9817.21	0	0	0	0	0	0	0	0		15-Year Property	Tax Expen:	Tax Expense Retire La	MACRS	20 - Year Property
40473.12	73291.7	73291.7	0	282.48	0	38539.17	38821.65	282.48	0	0	0	0	0	0	0	0		15-Year Property	Tax Expen:	Tax Expense Retire La	MACRS	20 - Year Property
205069.02	408679.47	408679.47	0	1661.69	0	204249.44	205911.13	1661.69	0	0	0	0	0	0	0	0		15-Year Property	Tax Expen:	Tax Expense Retire La	MACRS	20 - Year Property
5084621.83	4692207.53	4692207.53	0	0	55068.93	580848	635916.93	55068.93	0	0	0	0	0	0	0	0		15-Year Property	Tax Expen:	Tax Expense Retire La	MACRS	20 - Year Property
-2642	-2365	-2365	0	0	0	0	0	0	0	0	0	0	0	0	0	0		5-Year Property	MACRS Re	ADR Regular	MACRS	5 - Year Property
-2642	-2365	-2365	0	0	0	0	0	0	0	0	0	0	0	0	0	0		AMT - ALL Property	MACRS Re	ADR Regular	MACRS	5 - Year Property
0	30137.69	30137.69	0	0	0	30137.7	30137.7	0	0	0	0	0	0	0	0	0		7-Year Property	MACRS Re	ADR Regular	MACRS	7 - Year Property
0	30137.7	30137.7	0	0	0	30137.7	30137.7	0	0	0	0	0	0	0	0	0		AMT - ALL Property	MACRS Re	ADR Regular	MACRS	7 - Year Property
-184.6	-221.6	-221.6	0	0	0	0	0	0	0	0	0	0	0	0	0	0		7-Year Property	MACRS Re	ADR Regular	MACRS	7 - Year Property
-184.6	-221.6	-221.6	0	0	0	0	0	0	0	0	0	0	0	0	0	0		AMT - ALL Property	MACRS Re	ADR Regular	MACRS	7 - Year Property
0	0	0	0	0	0	0	0	0	0	0	0	0	0	0	0	0		7-Year Property	MACRS Re	ADR Regular	MACRS	7 - Year Property
0	0	0	0	0	0	0	0	0	0	0	0	0	0	0	0	0		AMT - ALL Property	MACRS Re	ADR Regular	MACRS	7 - Year Property
0	0	0	0	0	0	0	0	0	0	0	0	0	0	0	0	0		7-Year Property	MACRS Re	ADR Regular	MACRS	7 - Year Property
0	0	0	0	0	0	0	0	0	0	0	0	0	0	0	0	0		AMT - ALL Property	MACRS Re	ADR Regular	MACRS	7 - Year Property
0	0	0	0	0	0	0	0	0	0	0	0	0	0	0	0	0		7-Year Property	MACRS Re	ADR Regular	MACRS	7 - Year Property
0	0	0	0	0	0	0	0	0	0	0	0	0	0	0	0	0		AMT - ALL Property	MACRS Re	ADR Regular	MACRS	7 - Year Property
-722.88	1060.26	454.29	0	0	0	0	0	0	0	0	0	0	0	0	0	0		Non-Residential Real I	MACRS Re	ADR Regular	MACRS	Non - Residential Real
19.95	-33.91	-14.25	0	0	0	-4.64	-4.64	0	0	0	0	0	0	0	0	0		Non-Residential Real I	MACRS Re	ADR Regular	MACRS	Non - Residential Real
-69.92	102.55	43.94	0	0	0	0	0	0	0	0	0	0	0	0	0	0		Non-Residential Real I	MACRS Re	ADR Regular	MACRS	Non - Residential Real
7298.06	-12402.52	-5127.81	0	0	0	-1698.24	-1698.24	0	0	0	0	0	0	0	0	0		Non-Residential Real I	MACRS Re	ADR Regular	MACRS	Non - Residential Real
0	0.02	0	0	0	0	0	0	0	0	0	0	0	0	0	0	0		Non-Residential Real I	MACRS Re	ADR Regular	MACRS	Non - Residential Real
38664.06	-65706.76	-28289.37	0	0	0	-8997.02	-8997.02	0	0	0	0	0	0	0	0	0		Non-Residential Real I	MACRS Re	ADR Regular	MACRS	Non - Residential Real
3443.68	-5852.28	-2507.08	0	0	0	-801.33	-801.33	0	0	0	0	0	0	0	0	0		Non-Residential Real I	MACRS Re	ADR Regular	MACRS	Non - Residential Real
0	4665.06	4665.06	0	0	0	4665.05	4665.05	0	0	0	0	0	0	0	0	0		7-Year Property	MACRS Re	ADR Regular	MACRS	7 - Year Property
0	4665.07	4665.07	0	0	0	4665.05	4665.05	0	0	0	0	0	0	0	0	0		AMT - ALL Property	MACRS Re	ADR Regular	MACRS	7 - Year Property
13000.07	13000.07	0	0	0	0	0	0	0	0	0	0	0	0	0	0	0	-1	NON-Depreciable	MACRS Re	ADR Regular	MACRS	Class Life
0	0	0	0	0	0	0	0	0	0	0	0	0	0	0	0	0		15-Year Property	Tax Expen:	Tax Expense Retire La	MACRS	15 - Year Property
0	-0.01	0	0	0	0	0	0	0	0	0	0	0	0	0	0	0		Non-Residential Real I	MACRS Re	ADR Regular	MACRS	20 - Year Property
12349.78	102124.21	102124.21	0	154.16	295.62	-1572.44	-1122.66	449.78	0	0	0	0	0	0	0	0		15-Year Property	Tax Expen:	Tax Expense Retire La	MACRS	15 - Year Property
33982.51	25166.06	25166.06	0	37.2	71.33	145.28	253.81	108.53	0	0	0	0	0	0	0	0		15-Year Property	Tax Expen:	Tax Expense Retire La	MACRS	15 - Year Property
79395.43	58797.02	58797.02	0	86.92	166.65	339.42	593	253.58	0	0	0	0	0	0	0	0		15-Year Property	Tax Expen:	Tax Expense Retire La	MACRS	15 - Year Property
39616.66	29338.49	29338.49	0	43.37	83.16	169.37	295.9	126.53	0	0	0	0	0	0	0	0		15-Year Property	Tax Expen:	Tax Expense Retire La	MACRS	15 - Year Property
11821.68	97757.04	97757.04	0	147.56	282.99	-1505.34	-1074.79	430.55	0	0	0	0	0	0	0	0		15-Year Property	Tax Expen:	Tax Expense Retire La	MACRS	15 - Year Property
0	-37008	-37008	0	0	0	0	0	0	0	0	0	0	0	0	0	0		15-Year Property	Tax Expen:	Tax Expense Retire La	MACRS	15 - Year Property
337738.17	249421.12	249421.12	0	369.76	708.93	749.75	1828.44	1078.69	0	0	0	0	0	0	0	0		15-Year Property	Tax Expen:	Tax Expense Retire La	MACRS	15 - Year Property
6237.23	56441.57	56441.57	0	77.83	149.31	4069.8	4296.95	227.15	0	0	0	0	0	0	0	0		15-Year Property	Tax Expen:	Tax Expense Retire La	MACRS	15 - Year Property
600119.97	420347.63	420347.63	0	527.7	1011.73	65460.07	66999.51	1539.44	0	0	0	0	0	0	0	0		15-Year Property	Tax Expen:	Tax Expense Retire La	MACRS	15 - Year Property
-15556.24	-14493.24	-14493.24	0	0	0	0	0	0	0	0	0	0	0	0	0	0		15-Year Property	Tax Expen:	Tax Expense Retire La	MACRS	15 - Year Property
20377.33	19184.33	19184.33	0	0	0	0	0	0	0	0	0	0	0	0	0	0		15-Year Property	Tax Expen:	Tax Expense Retire La	MACRS	15 - Year Property
203.97	190.97	190.97	0	0	0	0	0	0	0	0	0	0	0	0	0	0		15-Year Property	Tax Expen:	Tax Expense Retire La	MACRS	20 - Year Property
283019.75	311316.28	311316.28	0	2836.76	0	72839.61	75676.37	2836.76	0	0	0	0	0	0	0	0		15-Year Property	Tax Expen:	Tax Expense Retire La	MACRS	20 - Year Property
0	0	0	0	0	0	0	0	0	0	0	0	0	0	0	0	0		15-Year Property	Tax Expen:	Tax Expense Retire La	MACRS	20 - Year Property
11442.67	146983.12	146983.12	0	129.22	0	136119.42	136248.64	129.22	0	0	0	0	0	0	0	0		15-Year Property	Tax Expen:	Tax Expense Retire La	MACRS	20 - Year Property
639632.59	697496.97	697496.97	0	0	7698.38	184490.8	192189.18	7698.38	0	0	0	0	0	0	0	0		15-Year Property	Tax Expen:	Tax Expense Retire La	MACRS	20 - Year Property
0	0	0	0	0	0	0	0	0	0	0	0	0	0	0	0	0		7-Year Property	MACRS Re	ADR Regular	MACRS	7 - Year Property
0	0	0	0	0	0	0	0	0	0	0	0	0	0	0	0	0		AMT - ALL Property	MACRS Re	ADR Regular	MACRS	7 - Year Property
1059.12	983.55	983.55	0	0	0	0	0	0	0	0	0	0	0	0	0	0		7-Year Property	MACRS Re	ADR Regular	MACRS	7 - Year Property
1059.12	983.54	983.54	0	0	0	0	0	0	0	0	0	0	0	0	0	0		AMT - ALL Property	MACRS Re	ADR Regular	MACRS	7 - Year Property
0	0	0	0	0	0	0	0	0	0	0	0	0	0	0	0	0		7-Year Property	MACRS Re	ADR Regular	MACRS	7 - Year Property
0	0	0	0	0	0	0	0	0	0	0	0	0	0	0	0	0		AMT - ALL Property	MACRS Re	ADR Regular	MACRS	7 - Year Property
0	0.01	0.01	0	0	0	0	0	0	0	0	0	0	0	0	0	0		7-Year Property	MACRS Re	ADR Regular	MACRS	7 - Year Property
0	0.01	0.01	0	0	0	0	0	0	0	0	0	0	0	0	0	0		AMT - ALL Property	MACRS Re	ADR Regular	MACRS	7 - Year Property

0	5007	2059.44	0	0	0	0	0	0	0	0	0	0	0	0	0	0	2235	Non-Residential Real I	MACRS Re	ADR Regular	MACRS	Non - Residential Real
0	0	0	0	0	0	0	0	0	0	0	0	0	0	0	0	0		7-Year Property	MACRS Re	ADR Regular	MACRS	7 - Year Property
0	0	0	0	0	0	0	0	0	0	0	0	0	0	0	0	0		AMT - ALL Property	MACRS Re	ADR Regular	MACRS	7 - Year Property
323957.47	189540.35	189540.35	0	958.98	457.94	5100.64	6517.57	1416.93	0	0	0	0	0	0	0	0		15-Year Property	Tax Expen	Tax Expense Retire La	MACRS	15 - Year F JCA 50% E
323957.47	379081.71	379081.71	0	1917.97	915.89	10201.23	13035.09	2833.86	0	0	0	0	0	0	0	0		15-Year Property	Tax Expen	Tax Expense Retire La	MACRS	15 - Year Property
0	0	0	0	0	0	0	0	0	0	0	0	0	0	0	0	0		15-Year Property	Tax Expen	Tax Expense Retire La	MACRS	15 - Year F JCA 50% E
0	0	0	0	0	0	0	0	0	0	0	0	0	0	0	0	0		15-Year Property	Tax Expen	Tax Expense Retire La	MACRS	15 - Year Property
0	0	0	0	0	0	0	0	0	0	0	0	0	0	0	0	0		15-Year Property	Tax Expen	Tax Expense Retire La	MACRS	15 - Year F JCA 50% E
0	0	0	0	0	0	0	0	0	0	0	0	0	0	0	0	0		15-Year Property	Tax Expen	Tax Expense Retire La	MACRS	15 - Year Property
0	0	0	0	0	0	0	0	0	0	0	0	0	0	0	0	0		15-Year Property	Tax Expen	Tax Expense Retire La	MACRS	15 - Year F JCA 50% E
0	0	0	0	0	0	0	0	0	0	0	0	0	0	0	0	0		15-Year Property	Tax Expen	Tax Expense Retire La	MACRS	15 - Year Property
0	0	0	0	0	0	0	0	0	0	0	0	0	0	0	0	0		15-Year Property	Tax Expen	Tax Expense Retire La	MACRS	15 - Year F JCA 50% E
0	0	0	0	0	0	0	0	0	0	0	0	0	0	0	0	0		15-Year Property	Tax Expen	Tax Expense Retire La	MACRS	20 - Year Property
0	0	0	0	0	0	0	0	0	0	0	0	0	0	0	0	0		15-Year Property	Tax Expen	Tax Expense Retire La	MACRS	15 - Year F JCA 50% E
0	0	0	0	0	0	0	0	0	0	0	0	0	0	0	0	0		15-Year Property	Tax Expen	Tax Expense Retire La	MACRS	15 - Year Property
885541.75	262297.63	262297.63	0	1313.58	627.27	9659.53	11600.38	1940.85	0	0	0	0	0	0	0	0		15-Year Property	Tax Expen	Tax Expense Retire La	MACRS	15 - Year F JCA 50% E
885541.75	524595.25	524595.25	0	2627.15	1254.55	19319.08	23200.78	3881.7	0	0	0	0	0	0	0	0		15-Year Property	Tax Expen	Tax Expense Retire La	MACRS	15 - Year Property
1135803.86	-186745.02	-186745.02	0	-881.96	-421.16	-17119.2	-18422.32	-1303.12	0	0	0	0	0	0	0	0		15-Year Property	Tax Expen	Tax Expense Retire La	MACRS	15 - Year F JCA 50% E
1135803.86	-373490.03	-373490.03	0	-1763.92	-842.32	-34238.4	-36844.65	-2606.25	0	0	0	0	0	0	0	0		15-Year Property	Tax Expen	Tax Expense Retire La	MACRS	15 - Year Property
0	-17667.5	-17667.5	0	0	0	0	0	0	0	0	0	0	0	0	0	0		15-Year Property	Tax Expen	Tax Expense Retire La	MACRS	15 - Year F JCA 50% E
0	0	0	0	0	0	0	0	0	0	0	0	0	0	0	0	0		15-Year Property	Tax Expen	Tax Expense Retire La	MACRS	15 - Year F JCA 50% E
0	0	0	0	0	0	0	0	0	0	0	0	0	0	0	0	0		15-Year Property	Tax Expen	Tax Expense Retire La	MACRS	15 - Year F JCA 50% E
0	0	0	0	0	0	0	0	0	0	0	0	0	0	0	0	0		15-Year Property	Tax Expen	Tax Expense Retire La	MACRS	15 - Year Property
0	0	0	0	0	0	0	0	0	0	0	0	0	0	0	0	0		15-Year Property	Tax Expen	Tax Expense Retire La	MACRS	15 - Year F JCA 50% E
0	0	0	0	0	0	0	0	0	0	0	0	0	0	0	0	0		15-Year Property	Tax Expen	Tax Expense Retire La	MACRS	15 - Year Property
4430.51	2084.21	2084.21	0	0	0	17.8	17.8	0	0	0	0	0	0	0	0	0		7-Year Property	Tax Expen	Tax Expense Retire La	MACRS	7 - Year Pr JCA 50% E
4430.51	4168.41	4168.41	0	0	0	35.61	35.61	0	0	0	0	0	0	0	0	0		7-Year Property	Tax Expen	Tax Expense Retire La	MACRS	7 - Year Property
584087.49	270110.21	270110.21	0	0	0	2307.39	2307.39	0	0	0	0	0	0	0	0	0		15-Year Property	Tax Expen	Tax Expense Retire La	MACRS	15 - Year F JCA 50% E
584087.49	540220.42	540220.42	0	0	0	4614.79	4614.79	0	0	0	0	0	0	0	0	0		15-Year Property	Tax Expen	Tax Expense Retire La	MACRS	15 - Year Property
136206.44	51686.63	51686.63	0	0	0	9875.88	9875.88	0	0	0	0	0	0	0	0	0		15-Year Property	Tax Expen	Tax Expense Retire La	MACRS	15 - Year F JCA 50% E
136206.44	103373.25	103373.25	0	0	0	19751.77	19751.77	0	0	0	0	0	0	0	0	0		15-Year Property	Tax Expen	Tax Expense Retire La	MACRS	15 - Year Property
0	0.5	0.5	0	0	0	0	0	0	0	0	0	0	0	0	0	0		15-Year Property	Tax Expen	Tax Expense Retire La	MACRS	15 - Year F JCA 50% E
84627.09	39470.5	39470.5	0	0	0	249.3	249.3	0	0	0	0	0	0	0	0	0		15-Year Property	Tax Expen	Tax Expense Retire La	MACRS	15 - Year F JCA 50% E
84627.09	78941	78941	0	0	0	498.6	498.6	0	0	0	0	0	0	0	0	0		15-Year Property	Tax Expen	Tax Expense Retire La	MACRS	20 - Year Property
38471.16	20133.29	20133.29	0	199.55	0	763.11	962.66	199.55	0	0	0	0	0	0	0	0		15-Year Property	Tax Expen	Tax Expense Retire La	MACRS	15 - Year F JCA 50% E
38471.16	40266.58	40266.58	0	399.11	0	1526.21	1925.32	399.11	0	0	0	0	0	0	0	0		15-Year Property	Tax Expen	Tax Expense Retire La	MACRS	20 - Year Property
255840.22	135972.64	135972.64	0	1227.14	0	16856.52	18083.66	1227.14	0	0	0	0	0	0	0	0		15-Year Property	Tax Expen	Tax Expense Retire La	MACRS	15 - Year F JCA 50% E
255840.22	271945.28	271945.28	0	2454.28	0	33713.06	36167.34	2454.28	0	0	0	0	0	0	0	0		15-Year Property	Tax Expen	Tax Expense Retire La	MACRS	20 - Year Property
0	0	0	0	0	0	0	0	0	0	0	0	0	0	0	0	0		15-Year Property	Tax Expen	Tax Expense Retire La	MACRS	15 - Year F JCA 50% E
0	0	0	0	0	0	0	0	0	0	0	0	0	0	0	0	0		15-Year Property	Tax Expen	Tax Expense Retire La	MACRS	20 - Year Property
0	0	0	0	0	0	0	0	0	0	0	0	0	0	0	0	0		15-Year Property	Tax Expen	Tax Expense Retire La	MACRS	15 - Year F JCA 50% E
0	0	0	0	0	0	0	0	0	0	0	0	0	0	0	0	0		15-Year Property	Tax Expen	Tax Expense Retire La	MACRS	20 - Year Property
0	0	0	0	0	0	0	0	0	0	0	0	0	0	0	0	0		15-Year Property	Tax Expen	Tax Expense Retire La	MACRS	15 - Year F JCA 50% E
0	0	0	0	0	0	0	0	0	0	0	0	0	0	0	0	0		15-Year Property	Tax Expen	Tax Expense Retire La	MACRS	20 - Year Property
2114527.75	275719.5	275719.5	0	2568.36	0	26412.61	28980.97	2568.36	0	0	0	0	0	0	0	0		15-Year Property	Tax Expen	Tax Expense Retire La	MACRS	15 - Year F JCA 50% E
2114527.75	551439	551439	0	5136.73	0	52825.17	57961.9	5136.73	0	0	0	0	0	0	0	0		15-Year Property	Tax Expen	Tax Expense Retire La	MACRS	20 - Year Property
0	0	0	0	0	0	0	0	0	0	0	0	0	0	0	0	0		15-Year Property	Tax Expen	Tax Expense Retire La	MACRS	15 - Year F JCA 50% E
0	0	0	0	0	0	0	0	0	0	0	0	0	0	0	0	0		15-Year Property	Tax Expen	Tax Expense Retire La	MACRS	15 - Year F JCA 50% E
0	0	0	0	0	0	0	0	0	0	0	0	0	0	0	0	0		15-Year Property	Tax Expen	Tax Expense Retire La	MACRS	20 - Year Property
0	0	0	0	0	0	0	0	0	0	0	0	0	0	0	0	0		15-Year Property	Tax Expen	Tax Expense Retire La	MACRS	15 - Year F JCA 50% E
0	0	0	0	0	0	0	0	0	0	0	0	0	0	0	0	0		15-Year Property	Tax Expen	Tax Expense Retire La	MACRS	20 - Year Property
0	0	0	0	0	0	0	0	0	0	0	0	0	0	0	0	0		15-Year Property	Tax Expen	Tax Expense Retire La	MACRS	15 - Year F JCA 50% E
0	0	0	0	0	0	0	0	0	0	0	0	0	0	0	0	0		15-Year Property	Tax Expen	Tax Expense Retire La	MACRS	20 - Year Property
0	0	0	0	0	0	0	0	0	0	0	0	0	0	0	0	0		15-Year Property	Tax Expen	Tax Expense Retire La	MACRS	15 - Year F JCA 50% E
0	0	0	0	0	0	0	0	0	0	0	0	0	0	0	0	0		15-Year Property	Tax Expen	Tax Expense Retire La	MACRS	20 - Year Property
0	0	0	0	0	0	0	0	0	0	0	0	0	0	0	0	0		15-Year Property	Tax Expen	Tax Expense Retire La	MACRS	15 - Year F JCA 50% E
0	0	0	0	0	0	0	0	0	0	0	0	0	0	0	0	0		15-Year Property	Tax Expen	Tax Expense Retire La	MACRS	20 - Year Property
0	0	0	0	0	0	0	0	0	0	0	0	0	0	0	0	0		15-Year Property	Tax Expen	Tax Expense Retire La	MACRS	15 - Year F JCA 50% E
0	0	0	0	0	0	0	0	0	0	0	0	0	0	0	0	0		15-Year Property	Tax Expen	Tax Expense Retire La	MACRS	20 - Year Property
0	0	0	0	0	0	0	0	0	0	0	0	0	0	0	0	0		15-Year Property	Tax Expen	Tax Expense Retire La	MACRS	15 - Year F JCA 50% E
0	0	0	0	0	0	0	0	0	0	0	0	0	0	0	0	0		15-Year Property	Tax Expen	Tax Expense Retire La	MACRS	20 - Year Property
1511772.12	325097.09	325097.09	0	565.47	6953.33	123793.49	131312.28	7518.79	0	0	0	0	0	0	0	0		15-Year Property	Tax Expen	Tax Expense Retire La	MACRS	15 - Year F JCA 50% E
1511772.12	650194.18	650194.18	0	1130.93	13906.66	247586.99	262624.58	15037.59	0	0	0	0	0	0	0	0		15-Year Property	Tax Expen	Tax Expense Retire La	MACRS	20 - Year Property
0	0	0	0	0	0	0	0	0	0	0	0	0	0	0	0	0		15-Year Property	Tax Expen	Tax Expense Retire La	MACRS	15 - Year F JCA 50% E
0	0	0	0	0	0	0	0	0	0	0	0	0	0	0	0	0		15-Year Property	Tax Expen	Tax Expense Retire La	MACRS	15 - Year F JCA 50% E
0	0	0	0	0	0	0	0	0	0	0	0	0	0	0	0	0		15-Year Property	Tax Expen	Tax Expense Retire La	MACRS	20 - Year Property
0	0	0	0	0	0	0	0	0	0	0	0	0	0	0	0	0		15-Year Property	Tax Expen	Tax Expense Retire La	MACRS	15 - Year F JCA 50% E
0	0	0	0	0	0	0	0	0	0	0	0	0	0	0	0	0		15-Year Property	Tax Expen	Tax Expense Retire La	MACRS	20 - Year Property
0	0	0	0	0	0	0	0	0	0	0	0	0	0	0	0	0		15-Year Property	Tax Expen	Tax Expense Retire La	MACRS	15 - Year F JCA 50% E
0	0	0	0	0	0	0	0	0	0	0	0	0	0	0	0	0		15-Year Property	Tax Expen	Tax Expense Retire La	MACRS	20 - Year Property
0	0	0	0	0	0	0	0	0	0	0	0	0	0	0	0	0		15-Year Property	Tax Expen	Tax Expense Retire La	MACRS	15 - Year F JCA 50% E
0	0	0	0	0	0	0	0	0	0	0	0	0	0	0	0	0		15-Year Property	Tax Expen	Tax Expense Retire La	MACRS	20 - Year Property
0	0	0	0	0	0	0	0	0	0	0	0	0	0	0	0	0		15-Year Property	Tax Expen	Tax Expense Retire La	MACRS	15 - Year F JCA 50% E
0	0	0	0	0	0	0	0	0	0	0	0	0	0	0	0	0		15-Year Property	Tax Expen	Tax Expense Retire La	MACRS	20 - Year Property
0	0.01	0.01	0	0	0	0	0	0	0	0	0	0	0	0	0	0		5-Year Property	MACRS Re	ADR Regular	MACRS	5 - Year Pr JCA 50% E
0	0	0	0	0	0	0	0	0	0	0	0	0	0	0	0	0		5-Year Property	MACRS Re	ADR Regular	MACRS	5 - Year Property
0	0.01	0.01	0	0	0	0	0	0	0	0	0	0	0	0	0	0		7-Year Property	MACRS Re	ADR Regular	MACRS	7 - Year Pr JCA 50% E
0	0	0	0	0	0	0	0	0	0	0	0	0	0	0	0	0		7-Year Property	MACRS Re	ADR Regular	MACRS	7 - Year Property
14464.61	8546.37	8546.37	0	121964.6	0	1800.04	1800.04	0	0	0	0	0	0	0	0	0		7-Year Property	MACRS Re	ADR Regular	MACRS	7 - Year Pr JCA 50% E
14464.61	17092.76	17092.76	0	243929.2	0	3600.08	3600.08	0	0	0	0	0	0	0	0	0		7-Year Property	MACRS Re	ADR Regular	MACRS	7 - Year Property
10636	4960.5	4960.5	0	0	0	0	0	0	0	0	0	0	0	0	0	0		15-Year Property	MACRS Re	ADR Regular	MACRS	15 - Year F JCA 50% E
10636	9921	9921	0	0	0	0	0	0	0	0	0	0	0	0	0	0		15-Year Property	MACRS Re	ADR Regular	MACRS	20 - Year Property
8563.95	12125.01	12125.01	0	1294.56	0	5747.07	7041.63	1294.56	0	0	0	0	0	0	0	0		15-Year Property	ADR Regul	ADR Regular	MACRS	15 - Year F JCA 50% E
8563.95	24250.01	24250.01	0	2589.13	0	11494.15	14083.28	2589.13	0	0	0	0	0	0	0	0		15-Year Property	ADR Regul	ADR Regular	MACRS	15 - Year Property
17772	12426.25	12426.25	0	0	0	0	0	0	0	0	0	0	0	0	0	0		15-Year Property	Tax Expen	Tax Expense Retire La	MACRS	15 - Year F JCA 50% E
17772	24852.5	24852.5	0	0	0	0	0	0	0	0	0	0	0	0	0	0		15-Year Property	Tax Expen	Tax Expense Retire La	MACRS	15 - Year Property
2233	3696.5	3696.5	0	0	0	3238.11	3238.11	0	0	0	0	0	0	0	0	0		15-Year Property	Tax Expen	Tax Expense Retire La	MACRS	15 - Year F JCA 50% E
2233	7393	7393	0	0	0	6476.21	6476.21	0	0	0	0	0	0	0	0	0		15-Year Property	Tax Expen	Tax Expense Retire La	MACRS	15 - Year Property
0	0	0	0	0	0	0	0	0	0	0	0	0	0	0	0	0		5-Year Property	MACRS Re	ADR Regular	MACRS	5 - Year Pr JCA 50% E
0	-0.01	-0.01	0	0	0	0	0	0	0	0	0	0	0	0	0	0		5-Year Property	MACRS Re	ADR Regular	MACRS	5 - Year Property
0	11	0	0	0	0	0	0	0	0	0	0	0	0	0	0	0		NON-Depreciable	MACRS Re	ADR Regular	MACRS	Class Life
119986.37	5700.76	5700.76	0	4	1.16	26.55	31.71	5.16	0	0	0	0	0	0	0	0		15-Year Property	Tax Expen	Tax Expense Retire La	MACRS	15 - Year F JCA 50% E
119986.37	11401.53	11401.53	0	8	2.32	53.1	63.42	10.32	0	0	0	0	0	0	0	0		15-Year Property	Tax Expen	Tax Expense Retire La	MACRS	15 - Year Property
2372337.71	717863.81	717863.81	0	503.41	146.19	3388.81	4038.41	649.6	0	0	0	0	0	0	0	0		15-Year Property	Tax Expen	Tax Expense Retire La	MACRS	15 - Year F JCA 50% E
2372337.71	1435727.63	1435727.63	0	1006.83	292.37	6777.61	8076.81	1299.2	0	0	0	0	0	0	0	0		15-Year Property	Tax Expen	Tax Expense Retire La	MACRS	15 - Year Property
-5570.89	514156.5	514156.5	0	0	0	194.67	194.67	0	0	0	0	0	0	0	0	0		15-Year Property	Tax Expen	Tax Expense Retire La	MACRS	15 - Year F JCA 50% E

-5570.89	1028313	1028313	0	0	0	389.33	389.33	0	0	0	0	0	0	0	0	0	15-Year Property	Tax Expen	Tax Expense Retire La	MACRS	15 - Year Property
903072.12	42906.49	42906.49	0	30.09	8.74	199.74	238.57	38.83	0	0	0	0	0	0	0	0	15-Year Property	Tax Expen	Tax Expense Retire La	MACRS	15 - Year F JCA 50% E
903072.12	85812.97	85812.97	0	60.18	17.48	399.51	477.17	77.66	0	0	0	0	0	0	0	0	15-Year Property	Tax Expen	Tax Expense Retire La	MACRS	15 - Year Property
58416	21427.5	21427.5	0	0	0	0	0	0	0	0	0	0	0	0	0	0	15-Year Property	Tax Expen	Tax Expense Retire La	MACRS	15 - Year F JCA 50% E
58416	42855	42855	0	0	0	0	0	0	0	0	0	0	0	0	0	0	15-Year Property	Tax Expen	Tax Expense Retire La	MACRS	15 - Year Property
177984	82714	82714	0	0	0	0	0	0	0	0	0	0	0	0	0	0	15-Year Property	Tax Expen	Tax Expense Retire La	MACRS	15 - Year F JCA 50% E
177984	165428	165428	0	0	0	0	0	0	0	0	0	0	0	0	0	0	15-Year Property	Tax Expen	Tax Expense Retire La	MACRS	15 - Year Property
186041.42	91862.07	91862.07	0	1328.02	0	8834.92	10162.94	1328.02	0	0	0	0	0	0	0	0	15-Year Property	Tax Expen	Tax Expense Retire La	MACRS	15 - Year F JCA 50% E
186041.42	183724.14	183724.14	0	2656.04	0	17669.85	20325.89	2656.04	0	0	0	0	0	0	0	0	15-Year Property	Tax Expen	Tax Expense Retire La	MACRS	20 - Year Property
1014231.01	358384.31	358384.31	0	5377.39	0	22192.97	27570.36	5377.39	0	0	0	0	0	0	0	0	15-Year Property	Tax Expen	Tax Expense Retire La	MACRS	15 - Year F JCA 50% E
1014231.01	716768.62	716768.62	0	10754.78	0	44385.92	55140.7	10754.78	0	0	0	0	0	0	0	0	15-Year Property	Tax Expen	Tax Expense Retire La	MACRS	20 - Year Property
16817.97	12830.5	12830.5	0	120.39	0	5303.55	5423.94	120.39	0	0	0	0	0	0	0	0	15-Year Property	Tax Expen	Tax Expense Retire La	MACRS	15 - Year F JCA 50% E
16817.97	25661	25661	0	240.78	0	10607.08	10847.86	240.78	0	0	0	0	0	0	0	0	15-Year Property	Tax Expen	Tax Expense Retire La	MACRS	20 - Year Property
0	226	226	0	0	0	0	0	0	0	0	0	0	0	0	0	0	7-Year Property	Tax Expen	Tax Expense Retire La	MACRS	7 - Year Pr JCA 50% E
3168291.85	1433519.06	1433519.06	0	0	21346.73	238081.01	259427.74	21346.73	0	0	0	0	0	0	0	0	15-Year Property	Tax Expen	Tax Expense Retire La	MACRS	15 - Year F JCA 50% E
3168291.85	2867038.13	2867038.13	0	0	42693.46	476162	518855.46	42693.46	0	0	0	0	0	0	0	0	15-Year Property	Tax Expen	Tax Expense Retire La	MACRS	20 - Year Property
0	0	0	0	0	0	0	0	0	0	0	0	0	0	0	0	0	5-Year Property	MACRS Re	ADR Regular	MACRS	5 - Year Pr JCA 50% E
0	0.01	0.01	0	0	0	0	0	0	0	0	0	0	0	0	0	0	5-Year Property	MACRS Re	ADR Regular	MACRS	5 - Year Property
0	10061.4	10061.4	0	0	0	10061.43	10061.43	0	0	0	0	0	0	0	0	0	7-Year Property	MACRS Re	ADR Regular	MACRS	7 - Year Pr JCA 50% E
0	20122.86	20122.86	0	0	0	20122.86	20122.86	0	0	0	0	0	0	0	0	0	7-Year Property	MACRS Re	ADR Regular	MACRS	7 - Year Property
0	-0.02	-0.02	0	0	0	0	0	0	0	0	0	0	0	0	0	0	7-Year Property	MACRS Re	ADR Regular	MACRS	7 - Year Pr JCA 50% E
0	-0.01	-0.01	0	0	0	0	0	0	0	0	0	0	0	0	0	0	7-Year Property	MACRS Re	ADR Regular	MACRS	7 - Year Property
0	0	0	0	0	0	0	0	0	0	0	0	0	0	0	0	0	7-Year Property	MACRS Re	ADR Regular	MACRS	7 - Year Pr JCA 50% E
0	0	0	0	0	0	0	0	0	0	0	0	0	0	0	0	0	7-Year Property	MACRS Re	ADR Regular	MACRS	7 - Year Property
0	0.01	0.01	0	0	0	0	0	0	0	0	0	0	0	0	0	0	7-Year Property	MACRS Re	ADR Regular	MACRS	7 - Year Pr JCA 50% E
0	0	0	0	0	0	0	0	0	0	0	0	0	0	0	0	0	7-Year Property	MACRS Re	ADR Regular	MACRS	7 - Year Property
0	0.02	0.02	0	0	0	0	0	0	0	0	0	0	0	0	0	0	7-Year Property	MACRS Re	ADR Regular	MACRS	7 - Year Pr JCA 50% E
0	-0.01	-0.01	0	0	0	0	0	0	0	0	0	0	0	0	0	0	7-Year Property	MACRS Re	ADR Regular	MACRS	7 - Year Property
12552.01	12690.91	12690.91	0	6.23	30.36	608.86	645.45	36.59	0	0	0	0	0	0	0	0	15-Year Property	Tax Expen	Tax Expense Retire La	MACRS	15 - Year F JCA 50% E
12552.01	25381.83	25381.83	0	12.46	60.73	1217.68	1290.86	73.18	0	0	0	0	0	0	0	0	15-Year Property	Tax Expen	Tax Expense Retire La	MACRS	15 - Year Property
3547.17	3586.43	3586.43	0	1.77	8.58	172.06	182.4	10.34	0	0	0	0	0	0	0	0	15-Year Property	Tax Expen	Tax Expense Retire La	MACRS	15 - Year F JCA 50% E
3547.17	7172.87	7172.87	0	3.53	17.16	344.13	364.82	20.69	0	0	0	0	0	0	0	0	15-Year Property	Tax Expen	Tax Expense Retire La	MACRS	15 - Year Property
2514	2541.85	2541.85	0	1.26	6.09	121.95	129.3	7.35	0	0	0	0	0	0	0	0	15-Year Property	Tax Expen	Tax Expense Retire La	MACRS	15 - Year F JCA 50% E
2514	5083.7	5083.7	0	2.51	12.19	243.91	258.61	14.7	0	0	0	0	0	0	0	0	15-Year Property	Tax Expen	Tax Expense Retire La	MACRS	15 - Year Property
337047.2	13724.48	13724.48	0	6.31	30.72	1501.7	1538.72	37.02	0	0	0	0	0	0	0	0	15-Year Property	Tax Expen	Tax Expense Retire La	MACRS	15 - Year F JCA 50% E
337047.2	27448.95	27448.95	0	12.61	61.43	3003.41	3077.46	74.05	0	0	0	0	0	0	0	0	15-Year Property	Tax Expen	Tax Expense Retire La	MACRS	15 - Year Property
117680.26	-12055.4	-12055.4	0	-5.78	-28.16	-850.99	-884.93	-33.94	0	0	0	0	0	0	0	0	15-Year Property	Tax Expen	Tax Expense Retire La	MACRS	15 - Year F JCA 50% E
117680.26	-24110.81	-24110.81	0	-11.56	-56.32	-1701.98	-1769.86	-67.88	0	0	0	0	0	0	0	0	15-Year Property	Tax Expen	Tax Expense Retire La	MACRS	15 - Year Property
11774.51	11904.81	11904.81	0	5.85	28.47	571.13	605.46	34.33	0	0	0	0	0	0	0	0	15-Year Property	Tax Expen	Tax Expense Retire La	MACRS	15 - Year F JCA 50% E
11774.51	23809.6	23809.6	0	11.71	56.95	1142.24	1210.89	68.65	0	0	0	0	0	0	0	0	15-Year Property	Tax Expen	Tax Expense Retire La	MACRS	15 - Year Property
287220	121367.12	121367.12	0	0	0	0	0	0	0	0	0	0	0	0	0	0	15-Year Property	Tax Expen	Tax Expense Retire La	MACRS	15 - Year F JCA 50% E
287220	242734.23	242734.23	0	0	0	0	0	0	0	0	0	0	0	0	0	0	15-Year Property	Tax Expen	Tax Expense Retire La	MACRS	20 - Year Property
77452.67	263502.78	263502.78	0	0	3203.4	229996.47	233199.87	3203.4	0	0	0	0	0	0	0	0	15-Year Property	Tax Expen	Tax Expense Retire La	MACRS	15 - Year F JCA 50% E
77452.67	527005.55	527005.55	0	0	6406.79	459992.89	466399.68	6406.79	0	0	0	0	0	0	0	0	15-Year Property	Tax Expen	Tax Expense Retire La	MACRS	20 - Year Property
0	0	0	0	0	0	0	0	0	0	0	0	0	0	0	0	0	5-Year Property	MACRS Re	ADR Regular	MACRS	5 - Year Pr JCA 50% E
0	0.01	0.01	0	0	0	0	0	0	0	0	0	0	0	0	0	0	5-Year Property	MACRS Re	ADR Regular	MACRS	5 - Year Property
0	0	0	0	0	0	0	0	0	0	0	0	0	0	0	0	0	7-Year Property	MACRS Re	ADR Regular	MACRS	7 - Year Pr JCA 50% E
0	0	0	0	0	0	0	0	0	0	0	0	0	0	0	0	0	7-Year Property	MACRS Re	ADR Regular	MACRS	7 - Year Property
0	-0.01	-0.01	0	0	0	0	0	0	0	0	0	0	0	0	0	0	7-Year Property	MACRS Re	ADR Regular	MACRS	7 - Year Pr JCA 50% E
0	0	0	0	0	0	0	0	0	0	0	0	0	0	0	0	0	7-Year Property	MACRS Re	ADR Regular	MACRS	7 - Year Property
-4923	-4939	0	0	0	0	0	0	0	0	0	0	0	0	0	0	0	NON-Depreciable	MACRS Re	ADR Regular	MACRS	Class Life
-39912.79	-40294.52	-40294.52	0	0	0	359.33	359.33	0	0	0	0	0	0	0	0	0	15-Year Property	Tax Expen	Tax Expense Retire La	MACRS	15 - Year Property
600563.54	124670.66	124670.66	0	624.35	298.15	4591.18	5513.67	922.49	0	0	0	0	0	0	0	0	15-Year Property	Tax Expen	Tax Expense Retire La	MACRS	15 - Year Property
851450.24	838940.21	838940.21	0	4201.39	2006.29	30895.36	37103.04	6207.68	0	0	0	0	0	0	0	0	15-Year Property	Tax Expen	Tax Expense Retire La	MACRS	15 - Year Property
0	0	0	0	0	0	0	0	0	0	0	0	0	0	0	0	0	15-Year Property	Tax Expen	Tax Expense Retire La	MACRS	15 - Year Property
0	0	0	0	0	0	0	0	0	0	0	0	0	0	0	0	0	15-Year Property	Tax Expen	Tax Expense Retire La	MACRS	15 - Year Property
0	1873	1873	0	0	0	0	0	0	0	0	0	0	0	0	0	0	15-Year Property	Tax Expen	Tax Expense Retire La	MACRS	15 - Year Property
0	0	0	0	0	0	0	0	0	0	0	0	0	0	0	0	0	15-Year Property	Tax Expen	Tax Expense Retire La	MACRS	15 - Year Property
0	0	0	0	0	0	0	0	0	0	0	0	0	0	0	0	0	15-Year Property	Tax Expen	Tax Expense Retire La	MACRS	15 - Year Property
-30123.21	-218880.89	-218880.89	0	0	0	0	0	0	0	0	0	0	0	0	0	0	15-Year Property	Tax Expen	Tax Expense Retire La	MACRS	15 - Year Property
63889.34	456176.06	456176.06	0	2303.23	1099.98	13186.16	16589.36	3403.2	0	0	0	0	0	0	0	0	15-Year Property	Tax Expen	Tax Expense Retire La	MACRS	15 - Year Property
774294.53	774442.63	774442.63	0	3657.38	1746.5	71025.72	76429.59	5403.87	0	0	0	0	0	0	0	0	15-Year Property	Tax Expen	Tax Expense Retire La	MACRS	15 - Year Property
0	0	0	0	0	0	0	0	0	0	0	0	0	0	0	0	0	15-Year Property	Tax Expen	Tax Expense Retire La	MACRS	15 - Year Property
63464.16	39736.91	39736.91	0	0	0	339.45	339.45	0	0	0	0	0	0	0	0	0	15-Year Property	Tax Expen	Tax Expense Retire La	MACRS	15 - Year Property
7427.1	5481.72	5481.72	0	0	0	1485.95	1485.95	0	0	0	0	0	0	0	0	0	15-Year Property	Tax Expen	Tax Expense Retire La	MACRS	15 - Year Property
9084.57	4116.59	4116.59	0	0	0	35.16	35.16	0	0	0	0	0	0	0	0	0	15-Year Property	Tax Expen	Tax Expense Retire La	MACRS	15 - Year Property
0	0	0	0	0	0	0	0	0	0	0	0	0	0	0	0	0	15-Year Property	Tax Expen	Tax Expense Retire La	MACRS	15 - Year Property
0	945.01	945.01	0	0	0	0	0	0	0	0	0	0	0	0	0	0	15-Year Property	Tax Expen	Tax Expense Retire La	MACRS	15 - Year Property
15189.53	11012.08	11012.08	0	0	0	69.55	69.55	0	0	0	0	0	0	0	0	0	15-Year Property	Tax Expen	Tax Expense Retire La	MACRS	15 - Year Property
91839.89	90945.4	90945.4	0	820.78	0	11274.47	12095.25	820.78	0	0	0	0	0	0	0	0	15-Year Property	Tax Expen	Tax Expense Retire La	MACRS	15 - Year Property
0	0	0	0	0	0	0	0	0	0	0	0	0	0	0	0	0	15-Year Property	Tax Expen	Tax Expense Retire La	MACRS	15 - Year Property
0	0	0	0	0	0	0	0	0	0	0	0	0	0	0	0	0	15-Year Property	Tax Expen	Tax Expense Retire La	MACRS	15 - Year Property
1256749.12	1274477.43	1274477.43	0	11994.77	0	110166.03	122160.8	11994.77	0	0	0	0	0	0	0	0	15-Year Property	Tax Expen	Tax Expense Retire La	MACRS	15 - Year Property
0	0	0	0	0	0	0	0	0	0	0	0	0	0	0	0	0	15-Year Property	Tax Expen	Tax Expense Retire La	MACRS	15 - Year Property
0	0	0	0	0	0	0	0	0	0	0	0	0	0	0	0	0	15-Year Property	Tax Expen	Tax Expense Retire La	MACRS	15 - Year Property
0	0	0	0	0	0	0	0	0	0	0	0	0	0	0	0	0	15-Year Property	Tax Expen	Tax Expense Retire La	MACRS	15 - Year Property
0	0	0	0	0	0	0	0	0	0	0	0	0	0	0	0	0	15-Year Property	Tax Expen	Tax Expense Retire La	MACRS	15 - Year Property
11768.57	-23285.21	-23285.21	0	-230.81	0	-882.53	-1113.34	-230.81	0	0	0	0	0	0	0	0	15-Year Property	Tax Expen	Tax Expense Retire La	MACRS	15 - Year Property
1200.41	-2375.15	-2375.15	0	-23.55	0	-90.02	-113.57	-23.55	0	0	0	0	0	0	0	0	15-Year Property	Tax Expen	Tax Expense Retire La	MACRS	15 - Year Property
-338606.87	-309745.32	-309745.32	0	0	0	724.23	724.23	0	0	0	0	0	0	0	0	0	15-Year Property	Tax Expen	Tax Expense Retire La	MACRS	15 - Year Property
0	0	0	0	0	0	0	0	0	0	0	0	0	0	0	0	0	15-Year Property	Tax Expen	Tax Expense Retire La	MACRS	15 - Year Property
0	0	0	0	0	0	0	0	0	0	0	0	0	0	0	0	0	15-Year Property	Tax Expen	Tax Expense Retire La	MACRS	15 - Year Property
870612.95	1328113.62	1328113.62	0	2310.08	28406.34	505731.37	536447.79	30716.42	0	0	0	0	0	0	0	0	15-Year Property	Tax Expen	Tax Expense Retire La	MACRS	15 - Year Property
0	0	0	0	0	0	0	0	0	0	0	0	0	0	0	0	0	15-Year Property	Tax Expen	Tax Expense Retire La	MACRS	15 - Year Property
-295159.04	-264904.03	-264904.03	0	0	0	9493.73	9493.73	0	0	0	0	0	0	0	0	0	15-Year Property	Tax Expen	Tax Expense Retire La	MACRS	15 - Year Property
0	0	0	0	0	0	0	0	0	0	0	0	0	0	0	0	0	15-Year Property	Tax Expen	Tax Expense Retire La	MACRS	15 - Year Property
0	0	0	0	0	0	0	0	0	0	0	0	0	0	0	0	0	15-Year Property	Tax Expen	Tax Expense Retire La	MACRS	15 - Year Property
0	0	0	0	0	0	0	0	0	0	0	0	0	0	0	0	0	15-Year Property	Tax Expen	Tax Expense Retire La	MACRS	15 - Year Property
0	0	0	0	0	0	0	0	0	0	0	0	0	0	0	0	0	15-Year Property	Tax Expen	Tax Expense Retire La	MACRS	15 - Year Property
2020.38	1896.37	751.58	0	0	0	0	0	0	0	0	0	0	0	0	0	0	Non-Residential Real I	Tax Expen	Tax Expense Retire La	MACRS	Non - Residential Real
0	0	0	0	0	0	0	0	0	0	0	0	0	0	0	0	0	15-Year Property	Tax Expen	Tax Expense Retire La	MACRS	15 - Year Property
6402.63	6009.64	2381.96	0	0	0	0	0	0	0	0	0	0	0	0	0	0	Non-Residential Real I	Tax Expen	Tax Expense Retire La	MACRS	Non - Residential Real

0	-587	-587	0	0	0	0	0	0	0	0	0	0	0	0	0	0	5-Year Property	MACRS Re	ADR Regular	MACRS	5 - Year Property
0	-587	-587	0	0	0	0	0	0	0	0	0	0	0	0	0	0	AMT - ALL Property	MACRS Re	ADR Regular	MACRS	5 - Year Property
7212.64	6390.54	6390.54	0	0	0	0	0	0	0	0	0	0	0	0	0	0	5-Year Property	MACRS Re	ADR Regular	MACRS	5 - Year Property
7212.64	6390.54	6390.54	0	0	0	0	0	0	0	0	0	0	0	0	0	0	AMT - ALL Property	MACRS Re	ADR Regular	MACRS	5 - Year Property
0	-1991	-1991	0	0	0	0	0	0	0	0	0	0	0	0	0	0	7-Year Property	MACRS Re	ADR Regular	MACRS	7 - Year Property
0	-1991	-1991	0	0	0	0	0	0	0	0	0	0	0	0	0	0	AMT - ALL Property	MACRS Re	ADR Regular	MACRS	7 - Year Property
117472.15	117472.15	0	0	0	0	0	0	0	0	0	0	0	0	0	0	0	NON-Depreciable	MACRS Re	ADR Regular	MACRS	Class Life
-117472.15	-117472.15	0	0	0	0	0	0	0	0	0	0	0	0	0	0	0	NON-Depreciable	MACRS Re	ADR Regular	MACRS	Class Life
0	-0.01	-0.01	0	0	0	0	0	0	0	0	0	0	0	0	0	0	7-Year Property	MACRS Re	ADR Regular	MACRS	7 - Year Property
0	0	0	0	0	0	0	0	0	0	0	0	0	0	0	0	0	AMT - ALL Property	MACRS Re	ADR Regular	MACRS	7 - Year Property
6065.04	6928.23	6928.23	0	98872.26	0	1459.23	1459.23	0	0	0	0	0	0	0	0	0	7-Year Property	MACRS Re	ADR Regular	MACRS	7 - Year Property
6065.04	6928.23	6928.23	0	98872.26	0	1459.23	1459.23	0	0	0	0	0	0	0	0	0	AMT - ALL Property	MACRS Re	ADR Regular	MACRS	7 - Year Property
0	-431	-431	0	0	0	0	0	0	0	0	0	0	0	0	0	0	7-Year Property	MACRS Re	ADR Regular	MACRS	7 - Year Property
0	-431	-431	0	0	0	0	0	0	0	0	0	0	0	0	0	0	AMT - ALL Property	MACRS Re	ADR Regular	MACRS	7 - Year Property
0	-541	-541	0	0	0	0	0	0	0	0	0	0	0	0	0	0	7-Year Property	MACRS Re	ADR Regular	MACRS	7 - Year Property
0	-541	-541	0	0	0	0	0	0	0	0	0	0	0	0	0	0	AMT - ALL Property	MACRS Re	ADR Regular	MACRS	7 - Year Property
0	0	0	0	0	0	0	0	0	0	0	0	0	0	0	0	0	Non-Residential Real I	MACRS Re	ADR Regular	MACRS	Non - Residential Real
0	0	0	0	0	0	0	0	0	0	0	0	0	0	0	0	2235	Non-Residential Real I	MACRS Re	ADR Regular	MACRS	Non - Residential Real
0	0	0	0	0	0	0	0	0	0	0	0	0	0	0	0	2235	Non-Residential Real I	MACRS Re	ADR Regular	MACRS	Non - Residential Real
0	0	0	0	0	0	0	0	0	0	0	0	0	0	0	0	2235	Non-Residential Real I	MACRS Re	ADR Regular	MACRS	Non - Residential Real
0	0	0	0	0	0	0	0	0	0	0	0	0	0	0	0	2235	Non-Residential Real I	MACRS Re	ADR Regular	MACRS	Non - Residential Real
0	0	0	0	0	0	0	0	0	0	0	0	0	0	0	0	0	Non-Residential Real I	MACRS Re	ADR Regular	MACRS	Non - Residential Real
0	0	0	0	0	0	0	0	0	0	0	0	0	0	0	0	0	Non-Residential Real I	MACRS Re	ADR Regular	MACRS	Non - Residential Real
0	0	0	0	0	0	0	0	0	0	0	0	0	0	0	0	0	Non-Residential Real I	MACRS Re	ADR Regular	MACRS	Non - Residential Real
0	0	0	0	0	0	0	0	0	0	0	0	0	0	0	0	0	Non-Residential Real I	MACRS Re	ADR Regular	MACRS	Non - Residential Real
0	0	0	0	0	0	0	0	0	0	0	0	0	0	0	0	0	Non-Residential Real I	MACRS Re	ADR Regular	MACRS	Non - Residential Real
0	0	0	0	0	0	0	0	0	0	0	0	0	0	0	0	0	Non-Residential Real I	MACRS Re	ADR Regular	MACRS	Non - Residential Real
20184.05	-38267.2	-15330.98	0	0	0	0	0	0	0	0	0	0	0	0	0	2235	Non-Residential Real I	MACRS Re	ADR Regular	MACRS	Non - Residential Real
104.96	-198.99	-79.27	0	0	0	0	0	0	0	0	0	0	0	0	0	2235	Non-Residential Real I	MACRS Re	ADR Regular	MACRS	Non - Residential Real
2039.83	-3867.34	-1541.11	0	0	0	0	0	0	0	0	0	0	0	0	0	2235	Non-Residential Real I	MACRS Re	ADR Regular	MACRS	Non - Residential Real
47036.95	-89177.95	-35536.5	0	0	0	0	0	0	0	0	0	0	0	0	0	2235	Non-Residential Real I	MACRS Re	ADR Regular	MACRS	Non - Residential Real
0	-1505	-1505	0	0	0	0	0	0	0	0	0	0	0	0	0	0	7-Year Property	MACRS Re	ADR Regular	MACRS	7 - Year Property
0	-1505	-1505	0	0	0	0	0	0	0	0	0	0	0	0	0	0	AMT - ALL Property	MACRS Re	ADR Regular	MACRS	7 - Year Property
0	-9697	-9697	0	0	0	0	0	0	0	0	0	0	0	0	0	0	7-Year Property	MACRS Re	ADR Regular	MACRS	7 - Year Property
0	-9697	-9697	0	0	0	0	0	0	0	0	0	0	0	0	0	0	AMT - ALL Property	MACRS Re	ADR Regular	MACRS	7 - Year Property
-16830	-16830	0	0	0	0	0	0	0	0	0	0	0	0	0	0	-1	NON-Depreciable	MACRS Re	ADR Regular	MACRS	Class Life
21093.01	19848.01	0	0	0	0	0	0	0	0	0	0	0	0	0	0	0	NON-Depreciable	MACRS Re	ADR Regular	MACRS	Class Life
0	0	0	0	0	0	0	0	0	0	0	0	0	0	0	0	0	15-Year Property	Tax Expen	Tax Expense Retire La	MACRS	15 - Year Property
1358.19	2768.69	2768.69	0	0	0	0	0	0	0	0	0	0	0	0	0	0	15-Year Property	Tax Expen	Tax Expense Retire La	MACRS	15 - Year Property
0	16586	16586	0	0	0	0	0	0	0	0	0	0	0	0	0	0	15-Year Property	Tax Expen	Tax Expense Retire La	MACRS	15 - Year Property
19679.44	54142.21	54142.21	0	0	0	35130.64	35130.64	0	0	0	0	0	0	0	0	0	15-Year Property	Tax Expen	Tax Expense Retire La	MACRS	15 - Year Property
0	-1088	-433.61	0	0	0	0	0	0	0	0	0	0	0	0	0	0	Non-Residential Real I	Tax Expen	Tax Expense Retire La	MACRS	Non - Residential Real
0	-1099	-1099	0	0	0	0	0	0	0	0	0	0	0	0	0	0	5-Year Property	MACRS Re	ADR Regular	MACRS	5 - Year Property
0	-1099	-1099	0	0	0	0	0	0	0	0	0	0	0	0	0	0	AMT - ALL Property	MACRS Re	ADR Regular	MACRS	5 - Year Property
0	-2155	-2155	0	0	0	0	0	0	0	0	0	0	0	0	0	0	5-Year Property	MACRS Re	ADR Regular	MACRS	5 - Year Property
0	-2155	-2155	0	0	0	0	0	0	0	0	0	0	0	0	0	0	AMT - ALL Property	MACRS Re	ADR Regular	MACRS	5 - Year Property
0	-57	-57	0	0	0	0	0	0	0	0	0	0	0	0	0	0	3-Year Property	MACRS Re	ADR Regular	MACRS	3 - Year Property
0	-212	-212	0	0	0	0	0	0	0	0	0	0	0	0	0	0	5-Year Property	MACRS Re	ADR Regular	MACRS	5 - Year Property
0	-212	-212	0	0	0	0	0	0	0	0	0	0	0	0	0	0	AMT - ALL Property	MACRS Re	ADR Regular	MACRS	5 - Year Property
-1950	-1950	-1950	0	0	0	0	0	0	0	0	0	0	0	0	0	0	7-Year Property	MACRS Re	ADR Regular	MACRS	7 - Year Property
-1950	-1950	-1950	0	0	0	0	0	0	0	0	0	0	0	0	0	0	AMT - ALL Property	MACRS Re	ADR Regular	MACRS	7 - Year Property
0	576531	226046.2	0	0	0	0	0	0	0	0	0	0	0	0	0	2235	Non-Residential Real I	MACRS Re	ADR Regular	MACRS	Non - Residential Real
0	0	0	0	0	0	0	0	0	0	0	0	0	0	0	0	0	NON-Depreciable	MACRS Re	ADR Regular	MACRS	Class Life
1152674.11	1040086.11	0	0	0	0	0	0	0	0	0	0	0	0	0	0	0	NON-Depreciable	MACRS Re	ADR Regular	MACRS	Class Life
308386.78	293057.32	293057.32	0	205.52	59.68	1364.68	1629.88	265.2	0	0	0	0	0	0	0	0	15-Year Property	Tax Expen	Tax Expense Retire La	MACRS	15 - Year Property
366486.03	348268.54	348268.54	0	244.25	70.92	1621.76	1936.93	315.17	0	0	0	0	0	0	0	0	15-Year Property	Tax Expen	Tax Expense Retire La	MACRS	15 - Year Property
327951.16	311649.15	311649.15	0	218.56	63.48	1451.2	1733.24	282.04	0	0	0	0	0	0	0	0	15-Year Property	Tax Expen	Tax Expense Retire La	MACRS	15 - Year Property
20705.13	1290218.78	1290218.78	0	904.72	262.74	6007.12	7174.59	1167.47	0	0	0	0	0	0	0	0	15-Year Property	Tax Expen	Tax Expense Retire La	MACRS	15 - Year Property
1380.14	86001.53	86001.53	0	60.11	17.35	400.31	477.77	77.46	0	0	0	0	0	0	0	0	15-Year Property	Tax Expen	Tax Expense Retire La	MACRS	15 - Year Property
1714.38	106829.41	106829.41	0	74.98	21.07	497.6	593.65	96.05	0	0	0	0	0	0	0	0	15-Year Property	Tax Expen	Tax Expense Retire La	MACRS	15 - Year Property
2381301.01	1870787.37	1870787.37	0	1311.93	380.98	8831.35	10524.26	1692.91	0	0	0	0	0	0	0	0	15-Year Property	Tax Expen	Tax Expense Retire La	MACRS	15 - Year Property
5130539.92	4875501.48	4875501.48	0	3419.26	992.92	22696.86	27109.04	4412.18	0	0	0	0	0	0	0	0	15-Year Property	Tax Expen	Tax Expense Retire La	MACRS	15 - Year Property
309029.86	286798.86	286798.86	0	0	0	0	0	0	0	0	0	0	0	0	0	0	15-Year Property	Tax Expen	Tax Expense Retire La	MACRS	15 - Year Property
230652.87	212714.87	212714.87	0	0	0	0	0	0	0	0	0	0	0	0	0	0	15-Year Property	Tax Expen	Tax Expense Retire La	MACRS	15 - Year Property
2704.75	2390.75	2390.75	0	0	0	0	0	0	0	0	0	0	0	0	0	0	15-Year Property	Tax Expen	Tax Expense Retire La	MACRS	15 - Year Property
438796.53	458754.65	458754.65	0	6632.08	0	44121.4	50753.48	6632.08	0	0	0	0	0	0	0	0	15-Year Property	Tax Expen	Tax Expense Retire La	MACRS	15 - Year Property
374015.19	371895.38	371895.38	0	5580.12	0	23029.67	28609.79	5580.12	0	0	0	0	0	0	0	0	15-Year Property	Tax Expen	Tax Expense Retire La	MACRS	15 - Year Property
30555.03	41407.78	41407.78	0	388.55	0	17116.02	17504.57	388.55	0	0	0	0	0	0	0	0	15-Year Property	Tax Expen	Tax Expense Retire La	MACRS	15 - Year Property
1036056.51	1102642.86	1102642.86	0	0	16419.61	183128.58	199548.19	16419.61	0	0	0	0	0	0	0	0	15-Year Property	Tax Expen	Tax Expense Retire La	MACRS	15 - Year Property
0	-6925	-6925	0	0	0	0	0	0	0	0	0	0	0	0	0	0	5-Year Property	MACRS Re	ADR Regular	MACRS	5 - Year Property
0	-6925	-6925	0	0	0	0	0	0	0	0	0	0	0	0	0	0	AMT - ALL Property	MACRS Re	ADR Regular	MACRS	5 - Year Property
0	28050.09	28050.09	0	0	0	28050.08	28050.08	0	0	0	0	0	0	0	0	0	7-Year Property	MACRS Re	ADR Regular	MACRS	7 - Year Property
0	28050.08	28050.08	0	0	0	28050.08	28050.08	0	0	0	0	0	0	0	0	0	AMT - ALL Property	MACRS Re	ADR Regular	MACRS	7 - Year Property
0	-292	-292	0	0	0	0	0	0	0	0	0	0	0	0	0	0	7-Year Property	MACRS Re	ADR Regular	MACRS	7 - Year Property
0	-292	-292	0	0	0	0	0	0	0	0	0	0	0	0	0	0	AMT - ALL Property	MACRS Re	ADR Regular	MACRS	7 - Year Property
0	-1762	-1762	0	0	0	0	0	0	0	0	0	0	0	0	0	0	7-Year Property	MACRS Re	ADR Regular	MACRS	7 - Year Property
0	-1762	-1762	0	0	0	0	0	0	0	0	0	0	0	0	0	0	AMT - ALL Property	MACRS Re	ADR Regular	MACRS	7 - Year Property
0	-291	-291	0	0	0	0	0	0	0	0	0	0	0	0	0	0	7-Year Property	MACRS Re	ADR Regular	MACRS	7 - Year Property
0	-291	-291	0	0	0	0	0	0	0	0	0	0	0	0	0	0	AMT - ALL Property	MACRS Re	ADR Regular	MACRS	7 - Year Property
1800	1800	822.89	0	0	0	0	0	0	0	0	0	0	0	0	0	0	Non-Residential Real I	MACRS Re	ADR Regular	MACRS	Non - Residential Real
92.77	44.65	17.91	0	0	0	0	0	0	0	0	0	0	0	0	0	0	Non-Residential Real I	MACRS Re	ADR Regular	MACRS	Non - Residential Real
23.83	11.46	4.56	0	0	0	0	0	0	0	0	0	0	0	0	0	0	Non-Residential Real I	MACRS Re	ADR Regular	MACRS	Non - Residential Real
29052.99	13980.08	5481.32	0	0	0	0	0	0	0	0	0	0	0	0	0	0	Non-Residential Real I	MACRS Re	ADR Regular	MACRS	Non - Residential Real
2872.02	1381.99	559.5	0	0	0	0	0	0	0	0	0	0	0	0	0	0	Non-Residential Real I	MACRS Re	ADR Regular	MACRS	Non - Residential Real
506.21	243.58	99.73	0	0	0	0	0	0	0	0	0	0	0	0	0	0	Non-Residential Real I	MACRS Re	ADR Regular	MACRS	Non - Residential Real
186.97	89.97	36.09	0	0	0	0	0	0	0	0	0	0	0	0	0	0	Non-Residential Real I	MACRS Re	ADR Regular	MACRS	Non - Residential Real
292433.78	140716.84	56675.12	0	0	0	0	0	0	0	0	0	0	0	0	0	0	Non-Residential Real I	MACRS Re	ADR Regular	MACRS	Non - Residential Real
0	0	0	0	0	0	0	0	0	0	0	0	0	0	0	0	0	7-Year Property	MACRS Re	ADR Regular	MACRS	7 - Year Property
0	0	0	0	0	0	0	0	0	0	0	0	0	0	0	0	0	AMT - ALL Property	MACRS Re	ADR Regular	MACRS	7 - Year Property
0	0	0	0	0	0	0	0	0	0	0	0	0	0	0	0	0	5-Year Property	MACRS Re	ADR Regular	MACRS	5 - Year Property
0	0	0	0	0	0	0	0	0	0	0	0	0	0	0	0	0	AMT - ALL Property	MACRS Re	ADR Regular	MACRS	5 - Year Property

0	0	0	0	0	0	0	0	0	0	0	0	0	0	0	0	0		15-Year Property	Tax Expen	Tax Expense Retire La	MACRS	15 - Year Property
1890.88	1890.88	1890.88	0	0	0	0	0	0	0	0	0	0	0	0	0	0		7-Year Property	MACRS Re	ADR Regular	MACRS	7 - Year Property
1890.88	1890.88	1890.88	0	0	0	0	0	0	0	0	0	0	0	0	0	0		AMT - ALL Property	MACRS Re	ADR Regular	MACRS	7 - Year Property
175340.16	170346.89	170346.89	0	78.28	381.25	18639	19098.53	459.53	0	0	0	0	0	0	0	0		15-Year Property	Tax Expen	Tax Expense Retire La	MACRS	15 - Year Property
7357.73	15010	15010	0	7.38	35.92	720.12	763.42	43.3	0	0	0	0	0	0	0	0		15-Year Property	Tax Expen	Tax Expense Retire La	MACRS	15 - Year Property
-295661.83	-268624.02	-268624.02	0	0	0	0	0	0	0	0	0	0	0	0	0	0		15-Year Property	Tax Expen	Tax Expense Retire La	MACRS	15 - Year Property
-113.6	-219.6	-219.6	0	0	0	0	0	0	0	0	0	0	0	0	0	0		15-Year Property	Tax Expen	Tax Expense Retire La	MACRS	15 - Year Property
11846.9	11361.29	11361.29	0	0	0	3589.84	3589.84	0	0	0	0	0	0	0	0	0		15-Year Property	Tax Expen	Tax Expense Retire La	MACRS	15 - Year Property
0	0	0	0	0	0	0	0	0	0	0	0	0	0	0	0	0		15-Year Property	Tax Expen	Tax Expense Retire La	MACRS	15 - Year Property
82219.94	79238.72	79238.72	0	0	0	0	0	0	0	0	0	0	0	0	0	0		15-Year Property	Tax Expen	Tax Expense Retire La	MACRS	15 - Year Property
25268.37	214186.52	214186.52	0	0	2603.86	186951.09	189554.95	2603.86	0	0	0	0	0	0	0	0		15-Year Property	Tax Expen	Tax Expense Retire La	MACRS	15 - Year Property
0	-1114	-1114	0	0	0	0	0	0	0	0	0	0	0	0	0	0		5-Year Property	MACRS Re	ADR Regular	MACRS	5 - Year Property
0	-1114	-1114	0	0	0	0	0	0	0	0	0	0	0	0	0	0		AMT - ALL Property	MACRS Re	ADR Regular	MACRS	5 - Year Property
0	0	0	0	0	0	0	0	0	0	0	0	0	0	0	0	0		7-Year Property	MACRS Re	ADR Regular	MACRS	7 - Year Property
0	0	0	0	0	0	0	0	0	0	0	0	0	0	0	0	0		AMT - ALL Property	MACRS Re	ADR Regular	MACRS	7 - Year Property
0	-316	-316	0	0	0	0	0	0	0	0	0	0	0	0	0	0		7-Year Property	MACRS Re	ADR Regular	MACRS	7 - Year Property
0	-316	-316	0	0	0	0	0	0	0	0	0	0	0	0	0	0		AMT - ALL Property	MACRS Re	ADR Regular	MACRS	7 - Year Property
1769.34	1635.34	1635.34	0	0	0	0	0	0	0	0	0	0	0	0	0	0		7-Year Property	MACRS Re	ADR Regular	MACRS	7 - Year Property
1769.34	1635.34	1635.34	0	0	0	0	0	0	0	0	0	0	0	0	0	0		AMT - ALL Property	MACRS Re	ADR Regular	MACRS	7 - Year Property
0	-11221	-4471.51	0	0	0	0	0	0	0	0	0	0	0	0	0	0	2235	Non-Residential Real I	MACRS Re	ADR Regular	MACRS	Non - Residential Real
0	0	0	0	0	0	0	0	0	0	0	0	0	0	0	0	0		7-Year Property	MACRS Re	ADR Regular	MACRS	7 - Year Property
0	0	0	0	0	0	0	0	0	0	0	0	0	0	0	0	0		AMT - ALL Property	MACRS Re	ADR Regular	MACRS	7 - Year Property
3244932.21	567261.62	550527.42	0	3519.88	396.52	50421.49	54337.89	3916.4	0	0	0	0	0	0	0	0		15-Year Property	Tax Expen	Tax Expense Retire La	MACRS	15 - Year F JCA 50% E
3244932.21	1134523.24	1101054.78	0	7039.76	793.05	100842.92	108675.73	7832.81	0	0	0	0	0	0	0	0		15-Year Property	Tax Expen	Tax Expense Retire La	MACRS	15 - Year Property
0	0	0	0	0	0	0	0	0	0	0	0	0	0	0	0	0		15-Year Property	Tax Expen	Tax Expense Retire La	MACRS	15 - Year F JCA 50% E
0	0	0	0	0	0	0	0	0	0	0	0	0	0	0	0	0		15-Year Property	Tax Expen	Tax Expense Retire La	MACRS	15 - Year Property
0	0	0	0	0	0	0	0	0	0	0	0	0	0	0	0	0		15-Year Property	Tax Expen	Tax Expense Retire La	MACRS	15 - Year F JCA 50% E
0	0	0	0	0	0	0	0	0	0	0	0	0	0	0	0	0		15-Year Property	Tax Expen	Tax Expense Retire La	MACRS	15 - Year Property
0	0	0	0	0	0	0	0	0	0	0	0	0	0	0	0	0		15-Year Property	Tax Expen	Tax Expense Retire La	MACRS	15 - Year F JCA 50% E
0	0	0	0	0	0	0	0	0	0	0	0	0	0	0	0	0		15-Year Property	Tax Expen	Tax Expense Retire La	MACRS	15 - Year Property
1678160.93	447582.5	434378.85	0	3010.59	338.98	5741.36	9090.93	3349.57	0	0	0	0	0	0	0	0		15-Year Property	Tax Expen	Tax Expense Retire La	MACRS	15 - Year F JCA 50% E
1678160.93	895165	868757.63	0	6021.17	677.97	11482.71	18181.85	6699.14	0	0	0	0	0	0	0	0		15-Year Property	Tax Expen	Tax Expense Retire La	MACRS	15 - Year Property
0	0	0	0	0	0	0	0	0	0	0	0	0	0	0	0	0		15-Year Property	Tax Expen	Tax Expense Retire La	MACRS	15 - Year F JCA 50% E
0	0	0	0	0	0	0	0	0	0	0	0	0	0	0	0	0		15-Year Property	Tax Expen	Tax Expense Retire La	MACRS	15 - Year Property
0	0	0	0	0	0	0	0	0	0	0	0	0	0	0	0	0		15-Year Property	Tax Expen	Tax Expense Retire La	MACRS	15 - Year F JCA 50% E
0	0	0	0	0	0	0	0	0	0	0	0	0	0	0	0	0		15-Year Property	Tax Expen	Tax Expense Retire La	MACRS	15 - Year Property
0	0	0	0	0	0	0	0	0	0	0	0	0	0	0	0	0		15-Year Property	Tax Expen	Tax Expense Retire La	MACRS	15 - Year F JCA 50% E
0	0	0	0	0	0	0	0	0	0	0	0	0	0	0	0	0		15-Year Property	Tax Expen	Tax Expense Retire La	MACRS	15 - Year Property
0	0	0	0	0	0	0	0	0	0	0	0	0	0	0	0	0		15-Year Property	Tax Expen	Tax Expense Retire La	MACRS	15 - Year F JCA 50% E
0	0	0	0	0	0	0	0	0	0	0	0	0	0	0	0	0		15-Year Property	Tax Expen	Tax Expense Retire La	MACRS	15 - Year Property
0	0	0	0	0	0	0	0	0	0	0	0	0	0	0	0	0		15-Year Property	Tax Expen	Tax Expense Retire La	MACRS	15 - Year F JCA 50% E
0	0	0	0	0	0	0	0	0	0	0	0	0	0	0	0	0		15-Year Property	Tax Expen	Tax Expense Retire La	MACRS	15 - Year Property
617014.12	80264.25	77896.46	0	534.67	60.2	1795.18	2390.05	594.87	0	0	0	0	0	0	0	0		15-Year Property	Tax Expen	Tax Expense Retire La	MACRS	15 - Year F JCA 50% E
617014.12	160528.49	155792.87	0	1069.34	120.4	3590.35	4780.09	1189.74	0	0	0	0	0	0	0	0		15-Year Property	Tax Expen	Tax Expense Retire La	MACRS	15 - Year Property
0	-52	-50.46	0	0	0	0	0	0	0	0	0	0	0	0	0	0		15-Year Property	Tax Expen	Tax Expen JCA 50% E	MACRS	15 - Year F JCA 50% E
0	-104	-100.97	0	0	0	0	0	0	0	0	0	0	0	0	0	0			Tax Expen	Tax Expense Retire La	MACRS	15 - Year Property
0	0	0	0	0	0	0	0	0	0	0	0	0	0	0	0	0		15-Year Property	Tax Expen	Tax Expense Retire La	MACRS	15 - Year F JCA 50% E
0	0	0	0	0	0	0	0	0	0	0	0	0	0	0	0	0		15-Year Property	Tax Expen	Tax Expense Retire La	MACRS	15 - Year Property
0	0	0	0	0	0	0	0	0	0	0	0	0	0	0	0	0		15-Year Property	Tax Expen	Tax Expense Retire La	MACRS	15 - Year F JCA 50% E
0	0	0	0	0	0	0	0	0	0	0	0	0	0	0	0	0		15-Year Property	Tax Expen	Tax Expense Retire La	MACRS	15 - Year Property
32399.35	19688	19107.19	0	0	0	350.15	350.15	0	0	0	0	0	0	0	0	0		15-Year Property	Tax Expen	Tax Expense Retire La	MACRS	15 - Year F JCA 50% E
32399.35	39376	38214.38	0	0	0	700.29	700.29	0	0	0	0	0	0	0	0	0		15-Year Property	Tax Expen	Tax Expense Retire La	MACRS	15 - Year Property
0	6307.5	6121.41	0	0	0	0	0	0	0	0	0	0	0	0	0	0		15-Year Property	Tax Expen	Tax Expense Retire La	MACRS	15 - Year F JCA 50% E
0	12615	12242.88	0	0	0	0	0	0	0	0	0	0	0	0	0	0		15-Year Property	Tax Expen	Tax Expense Retire La	MACRS	15 - Year Property
225005.72	38639	37499.11	0	0	0	1296.86	1296.86	0	0	0	0	0	0	0	0	0		15-Year Property	Tax Expen	Tax Expense Retire La	MACRS	15 - Year F JCA 50% E
225005.72	77278	74998.3	0	0	0	2593.73	2593.73	0	0	0	0	0	0	0	0	0		15-Year Property	Tax Expen	Tax Expense Retire La	MACRS	15 - Year Property
0	2038	1977.89	0	0	0	0	0	0	0	0	0	0	0	0	0	0		15-Year Property	Tax Expen	Tax Expense Retire La	MACRS	15 - Year F JCA 50% E
0	4076	3955.73	0	0	0	0	0	0	0	0	0	0	0	0	0	0			Tax Expen	Tax Expense Retire La	MACRS	15 - Year Property
69309	31032.5	30117.05	0	0	0	0	0	0	0	0	0	0	0	0	0	0		15-Year Property	Tax Expen	Tax Expense Retire La	MACRS	15 - Year F JCA 50% E
69309	62065	60234.08	0	0	0	0	0	0	0	0	0	0	0	0	0	0		15-Year Property	Tax Expen	Tax Expense Retire La	MACRS	15 - Year Property
0	-839442	-814678.46	0	0	0	0	0	0	0	0	0	0	0	0	0	0		15-Year Property	Tax Expen	Tax Expense Retire La	MACRS	15 - Year F JCA 50% E
0	-1678884	-1629356.92	0	0	0	0	0	0	0	0	0	0	0	0	0	0		15-Year Property	Tax Expen	Tax Expense Retire La	MACRS	15 - Year Property
0	-50746.5	-49249.48	0	0	0	0	0	0	0	0	0	0	0	0	0	0		15-Year Property	Tax Expen	Tax Expense Retire La	MACRS	15 - Year F JCA 50% E
0	-101493	-98498.98	0	0	0	0	0	0	0	0	0	0	0	0	0	0		15-Year Property	Tax Expen	Tax Expense Retire La	MACRS	15 - Year Property
804099.59	149992.5	145567.75	0	3240.22	0	10697.17	13937.39	3240.22	0	0	0	0	0	0	0	0		15-Year Property	Tax Expen	Tax Expense Retire La	MACRS	15 - Year F JCA 50% E
804099.59	299985	291135.44	0	6480.44	0	21394.36	27874.8	6480.44	0	0	0	0	0	0	0	0		15-Year Property	Tax Expen	Tax Expense Retire La	MACRS	15 - Year Property
0	0	0	0	0	0	0	0	0	0	0	0	0	0	0	0	0		15-Year Property	Tax Expen	Tax Expense Retire La	MACRS	15 - Year F JCA 50% E
0	0	0	0	0	0	0	0	0	0	0	0	0	0	0	0	0		15-Year Property	Tax Expen	Tax Expense Retire La	MACRS	15 - Year Property
0	0	0	0	0	0	0	0	0	0	0	0	0	0	0	0	0		15-Year Property	Tax Expen	Tax Expense Retire La	MACRS	15 - Year F JCA 50% E
0	0	0	0	0	0	0	0	0	0	0	0	0	0	0	0	0		15-Year Property	Tax Expen	Tax Expense Retire La	MACRS	15 - Year Property
0	0	0	0	0	0	0	0	0	0	0	0	0	0	0	0	0		15-Year Property	Tax Expen	Tax Expense Retire La	MACRS	15 - Year F JCA 50% E
0	0	0	0	0	0	0	0	0	0	0	0	0	0	0	0	0		15-Year Property	Tax Expen	Tax Expense Retire La	MACRS	15 - Year Property
0	0	0	0	0	0	0	0	0	0	0	0	0	0	0	0	0		15-Year Property	Tax Expen	Tax Expense Retire La	MACRS	15 - Year F JCA 50% E
0	0	0	0	0	0	0	0	0	0	0	0	0	0	0	0	0		15-Year Property	Tax Expen	Tax Expense Retire La	MACRS	15 - Year Property
0	0	0	0	0	0	0	0	0	0	0	0	0	0	0	0	0		15-Year Property	Tax Expen	Tax Expense Retire La	MACRS	15 - Year F JCA 50% E
2490764.77	1381150	1340406.1	0	28717.18	0	146613.78	175330.96	28717.18	0	0	0	0	0	0	0	0		15-Year Property	Tax Expen	Tax Expense Retire La	MACRS	15 - Year F JCA 50% E
2490764.77	2762300	2680812.15	0	57434.35	0	293227.54	350661.89	57434.35	0	0	0	0	0	0	0	0		15-Year Property	Tax Expen	Tax Expense Retire La	MACRS	15 - Year Property
0	0	0	0	0	0	0	0	0	0	0	0	0	0	0	0	0		15-Year Property	Tax Expen	Tax Expense Retire La	MACRS	15 - Year F JCA 50% E
0	0	0	0	0	0	0	0	0	0	0	0	0	0	0	0	0		15-Year Property	Tax Expen	Tax Expense Retire La	MACRS	15 - Year Property
158971.39	81501.5	79097.22	0	1779.41	0	5005.34	6784.75	1779.41	0	0	0	0	0	0	0	0		15-Year Property	Tax Expen	Tax Expense Retire La	MACRS	15 - Year F JCA 50% E
158971.39	163003	158194.45	0	3558.83	0	10010.69	13569.52	3558.83	0	0	0	0	0	0	0	0		15-Year Property	Tax Expen	Tax Expense Retire La	MACRS	15 - Year Property
2260267.17	734596.5	712925.88	0	2506.57	45326.56	243992.32	291825.45	47833.13	0	0	0	0	0	0	0	0		15-Year Property	Tax Expen	Tax Expense Retire La	MACRS	15 - Year F JCA 50% E
2260267.17	1469193	1425851.82	0	5013.14	90653.11	487984.64	583650.9	95666.26	0	0	0	0	0	0	0	0		15-Year Property	Tax Expen	Tax Expense Retire La	MACRS	15 - Year Property
0	0	0	0	0	0	0	0	0	0	0	0	0	0	0	0	0		15-Year Property	Tax Expen	Tax Expense Retire La	MACRS	15 - Year F JCA 50% E
0	0	0	0	0	0	0	0	0	0	0	0	0	0	0	0	0		15-Year Property	Tax Expen	Tax Expense Retire La	MACRS	15 - Year Property
0	0	0	0	0	0	0	0	0	0	0	0	0	0	0	0	0		15-Year Property	Tax Expen	Tax Expense Retire La	MACRS	15 - Year F JCA 50% E
0	0	0	0	0	0	0	0	0	0	0	0	0	0	0	0	0		15-Year Property	Tax Expen	Tax Expense Retire La	MACRS	15 - Year Property
0	0	0	0	0	0	0	0	0	0	0	0	0	0	0	0	0		15-Year Property	Tax Expen	Tax Expense Retire La	MACRS	15 - Year F JCA 50% E
0	0	0	0	0	0	0	0	0	0	0	0	0	0	0	0	0		15-Year Property	Tax Expen	Tax Expense Retire La	MACRS	15 - Year Property
0	0	0	0	0	0	0	0	0	0	0	0	0	0	0	0	0		15-Year Property	Tax Expen	Tax Expense Retire La	MACRS	15 - Year F JCA 50% E
0	0	0	0	0	0	0	0	0	0	0	0	0	0	0	0	0		15-Year Property	Tax Expen	Tax Expense Retire La	MACRS	15 - Year Property
15877	8111	8111	0	0	0	0	0	0	0	0	0	0	0	0	0	0		5-Year Property	MACRS Re	ADR Regular	MACRS	5 - Year Pr JCA 50% E
15877	16222	16222	0	0	0	0	0	0	0	0	0	0	0	0	0	0		5-Year Property	MACRS Re	ADR Regular	MACRS	5 - Year Property

0	0	0	0	0	0	0	0	0	0	0	0	0	0	0	0	0	5-Year Property	MACRS Re	ADR Regular	MACRS	5 - Year Pr JCA 50% E
0	0.01	0.01	0	0	0	0	0	0	0	0	0	0	0	0	0	0	5-Year Property	MACRS Re	ADR Regular	MACRS	5 - Year Property
0	-0.01	-0.01	0	0	0	0	0	0	0	0	0	0	0	0	0	0	5-Year Property	MACRS Re	ADR Regular	MACRS	5 - Year Pr JCA 50% E
0	0	0	0	0	0	0	0	0	0	0	0	0	0	0	0	0	5-Year Property	MACRS Re	ADR Regular	MACRS	5 - Year Property
0	-29	-29	0	0	0	0	0	0	0	0	0	0	0	0	0	0	7-Year Property	MACRS Re	ADR Regul JCA 50% E	MACRS	7 - Year Pr JCA 50% E
0	-58	-58	0	0	0	0	0	0	0	0	0	0	0	0	0	0		MACRS Re	ADR Regular	MACRS	7 - Year Property
108516.91	27936.33	27936.33	0	0	0	612.61	612.61	0	0	0	0	0	0	0	0	0	7-Year Property	MACRS Re	ADR Regular	MACRS	7 - Year Pr JCA 50% E
108516.91	55872.66	55872.66	0	0	0	1225.23	1225.23	0	0	0	0	0	0	0	0	0	7-Year Property	MACRS Re	ADR Regular	MACRS	7 - Year Property
622503.4	308901.84	299789.24	0	0	0	0	0	0	0	0	0	0	0	0	0	0	15-Year Property	MACRS Re	ADR Regular	MACRS	15 - Year F JCA 50% E
622503.4	617803.66	599578.5	0	0	0	0	0	0	0	0	0	0	0	0	0	0	15-Year Property	MACRS Re	ADR Regular	MACRS	15 - Year Property
0	54993.7	54993.7	0	0	0	54993.7	54993.7	0	0	0	0	0	0	0	0	0	7-Year Property	MACRS Re	ADR Regular	MACRS	7 - Year Pr JCA 50% E
0	109987.4	109987.4	0	0	0	109987.4	109987.4	0	0	0	0	0	0	0	0	0	7-Year Property	MACRS Re	ADR Regular	MACRS	7 - Year Property
33134.1	13504	13105.67	0	1441.79	0	6400.69	7842.48	1441.79	0	0	0	0	0	0	0	0	15-Year Property	ADR Regul	ADR Regular	MACRS	15 - Year F JCA 50% E
33134.1	27007.99	26211.24	0	2883.59	0	12801.38	15684.97	2883.59	0	0	0	0	0	0	0	0	15-Year Property	ADR Regul	ADR Regular	MACRS	15 - Year Property
330096.49	147464.98	147464.98	0	0	0	0	0	0	0	0	0	0	0	0	0	0	7-Year Property	MACRS Re	ADR Regular	MACRS	7 - Year Pr JCA 50% E
330096.49	294929.96	294929.96	0	0	0	0	0	0	0	0	0	0	0	0	0	0	7-Year Property	MACRS Re	ADR Regular	MACRS	7 - Year Property
2711918	1208740.5	1173082.65	0	0	0	0	0	0	0	0	0	0	0	0	0	0	15-Year Property	Tax Expen	Tax Expense Retire La	MACRS	15 - Year F JCA 50% E
2711918	2417481	2346165.33	0	0	0	0	0	0	0	0	0	0	0	0	0	0	15-Year Property	Tax Expen	Tax Expense Retire La	MACRS	15 - Year Property
0	1048.5	1017.58	0	0	0	0	0	0	0	0	0	0	0	0	0	0	15-Year Property	Tax Expen	Tax Expense Retire La	MACRS	15 - Year F JCA 50% E
0	2097	2035.1	0	0	0	0	0	0	0	0	0	0	0	0	0	0	15-Year Property	Tax Expen	Tax Expense Retire La	MACRS	15 - Year Property
30041.91	13835.09	13835.09	0	0	0	0	0	0	0	0	0	0	0	0	0	0	5-Year Property	MACRS Re	ADR Regular	MACRS	5 - Year Pr JCA 50% E
30041.91	27670.16	27670.16	0	0	0	0	0	0	0	0	0	0	0	0	0	0	5-Year Property	MACRS Re	ADR Regular	MACRS	5 - Year Property
0	-21.5	-21.5	0	0	0	0	0	0	0	0	0	0	0	0	0	0	5-Year Property	MACRS Re	ADR Regul JCA 50% E	MACRS	5 - Year Pr JCA 50% E
0	-43	-43	0	0	0	0	0	0	0	0	0	0	0	0	0	0		MACRS Re	ADR Regular	MACRS	5 - Year Property
0	-38	-38	0	0	0	0	0	0	0	0	0	0	0	0	0	0	5-Year Property	MACRS Re	ADR Regul JCA 50% E	MACRS	5 - Year Pr JCA 50% E
0	-76	-76	0	0	0	0	0	0	0	0	0	0	0	0	0	0		MACRS Re	ADR Regular	MACRS	5 - Year Property
785	357.5	357.5	0	0	0	0	0	0	0	0	0	0	0	0	0	0	3-Year Property	MACRS Re	ADR Regular	MACRS	3 - Year Pr JCA 50% E
785	715	715	0	0	0	0	0	0	0	0	0	0	0	0	0	0	3-Year Property	MACRS Re	ADR Regular	MACRS	3 - Year Property
0	6	6	0	0	0	0	0	0	0	0	0	0	0	0	0	0	3-Year Property	MACRS Re	ADR Regul JCA 50% E	MACRS	3 - Year Pr JCA 50% E
0	12	12	0	0	0	0	0	0	0	0	0	0	0	0	0	0		MACRS Re	ACRS Regular	MACRS	3 - Year Property
0	0	0	0	0	0	0	0	0	0	0	0	0	0	0	0	0	7-Year Property	MACRS Re	ADR Regular	MACRS	7 - Year Pr JCA 50% E
0	0	0	0	0	0	0	0	0	0	0	0	0	0	0	0	0	7-Year Property	MACRS Re	ADR Regular	MACRS	7 - Year Property
0	45.5	45.5	0	0	0	0	0	0	0	0	0	0	0	0	0	0	5-Year Property	MACRS Re	ADR Regul JCA 50% E	MACRS	5 - Year Pr JCA 50% E
0	91	91	0	0	0	0	0	0	0	0	0	0	0	0	0	0		MACRS Re	ADR Regular	MACRS	5 - Year Property
343900.42	90606.05	87933.2	0	0.82	42.95	1568.62	1612.4	43.78	0	0	0	0	0	0	0	0	15-Year Property	Tax Expen	Tax Expense Retire La	MACRS	15 - Year F JCA 50% E
343900.42	181212.1	175866.35	0	1.65	85.91	3137.24	3224.79	87.55	0	0	0	0	0	0	0	0	15-Year Property	Tax Expen	Tax Expense Retire La	MACRS	15 - Year Property
12090.26	-84439.89	-81948.91	0	-0.75	-40.06	-1461.78	-1502.6	-40.82	0	0	0	0	0	0	0	0	15-Year Property	Tax Expen	Tax Expense Retire La	MACRS	15 - Year F JCA 50% E
12090.26	-168879.79	-163897.86	0	-1.51	-80.12	-2923.53	-3005.16	-81.63	0	0	0	0	0	0	0	0	15-Year Property	Tax Expen	Tax Expense Retire La	MACRS	15 - Year Property
171.97	-1200.82	-1165.41	0	0	-0.48	-20.66	-21.14	-0.48	0	0	0	0	0	0	0	0	15-Year Property	Tax Expen	Tax Expense Retire La	MACRS	15 - Year F JCA 50% E
171.97	-2401.63	-2330.81	0	0	-0.96	-41.29	-42.25	-0.96	0	0	0	0	0	0	0	0	15-Year Property	Tax Expen	Tax Expense Retire La	MACRS	15 - Year Property
15153.09	-105831.29	-102709.29	0	-1.03	-50.21	-1832.2	-1883.44	-51.24	0	0	0	0	0	0	0	0	15-Year Property	Tax Expen	Tax Expense Retire La	MACRS	15 - Year F JCA 50% E
15153.09	-211662.58	-205418.54	0	-2.06	-100.43	-3664.4	-3766.89	-102.49	0	0	0	0	0	0	0	0	15-Year Property	Tax Expen	Tax Expense Retire La	MACRS	15 - Year Property
1448932.8	381744.45	370483	0	3.47	180.98	6608.97	6793.41	184.44	0	0	0	0	0	0	0	0	15-Year Property	Tax Expen	Tax Expense Retire La	MACRS	15 - Year F JCA 50% E
1448932.8	763488.9	740965.99	0	6.93	361.95	13217.93	13586.81	368.88	0	0	0	0	0	0	0	0	15-Year Property	Tax Expen	Tax Expense Retire La	MACRS	15 - Year Property
5755567.32	1795035.5	1742081.94	0	16.27	849.7	33784.54	34650.52	865.98	0	0	0	0	0	0	0	0	15-Year Property	Tax Expen	Tax Expense Retire La	MACRS	15 - Year F JCA 50% E
5755567.32	3590071	3484163.93	0	32.55	1699.41	67569.11	69301.07	1731.96	0	0	0	0	0	0	0	0	15-Year Property	Tax Expen	Tax Expense Retire La	MACRS	15 - Year Property
349944	162498.5	157704.79	0	0	0	0	0	0	0	0	0	0	0	0	0	0	15-Year Property	Tax Expen	Tax Expense Retire La	MACRS	15 - Year F JCA 50% E
349944	324997	315409.56	0	0	0	0	0	0	0	0	0	0	0	0	0	0	15-Year Property	Tax Expen	Tax Expense Retire La	MACRS	15 - Year Property
140228	65646.5	63709.93	0	0	0	0	0	0	0	0	0	0	0	0	0	0	15-Year Property	Tax Expen	Tax Expense Retire La	MACRS	15 - Year F JCA 50% E
140228	131293	127419.88	0	0	0	0	0	0	0	0	0	0	0	0	0	0	15-Year Property	Tax Expen	Tax Expense Retire La	MACRS	15 - Year Property
1017672.03	264448	256646.79	0	8755.98	0	18054.77	26810.75	8755.98	0	0	0	0	0	0	0	0	15-Year Property	Tax Expen	Tax Expense Retire La	MACRS	15 - Year F JCA 50% E
1017672.03	528896	513293.53	0	17511.95	0	36109.57	53621.52	17511.95	0	0	0	0	0	0	0	0	15-Year Property	Tax Expen	Tax Expense Retire La	MACRS	15 - Year Property
1344456.98	465283	451557.19	0	15325.17	0	34032.47	49357.64	15325.17	0	0	0	0	0	0	0	0	15-Year Property	Tax Expen	Tax Expense Retire La	MACRS	15 - Year F JCA 50% E
1344456.98	930566	903114.27	0	30650.33	0	68064.96	98715.29	30650.33	0	0	0	0	0	0	0	0	15-Year Property	Tax Expen	Tax Expense Retire La	MACRS	15 - Year Property
208496.05	57878	56170.6	0	1847.69	0	5883.88	7731.57	1847.69	0	0	0	0	0	0	0	0	15-Year Property	Tax Expen	Tax Expense Retire La	MACRS	15 - Year F JCA 50% E
208496.05	115756	112341.18	0	3695.39	0	11767.78	15463.17	3695.39	0	0	0	0	0	0	0	0	15-Year Property	Tax Expen	Tax Expense Retire La	MACRS	15 - Year Property
3427245.34	1716200.5	1665572.59	0	0	49561.11	317780.34	367341.45	49561.11	0	0	0	0	0	0	0	0	15-Year Property	Tax Expen	Tax Expense Retire La	MACRS	15 - Year F JCA 50% E
3427245.34	3432401	3331145.19	0	0	99122.22	635560.69	734682.91	99122.22	0	0	0	0	0	0	0	0	15-Year Property	Tax Expen	Tax Expense Retire La	MACRS	15 - Year Property
0	1473.65	1473.65	0	0	0	1473.64	1473.64	0	0	0	0	0	0	0	0	0	5-Year Property	MACRS Re	ADR Regular	MACRS	5 - Year Pr JCA 50% E
0	2947.29	2947.29	0	0	0	2947.29	2947.29	0	0	0	0	0	0	0	0	0	5-Year Property	MACRS Re	ADR Regular	MACRS	5 - Year Property
-0.01	0	0	0	0	0	0	0	0	0	0	0	0	0	0	0	0	5-Year Property	MACRS Re	ADR Regular	MACRS	5 - Year Pr JCA 50% E
-0.01	-0.01	-0.01	0	0	0	0	0	0	0	0	0	0	0	0	0	0	5-Year Property	MACRS Re	ADR Regular	MACRS	5 - Year Property
0	0	0	0	0.38	0	0	0	0	0	0	0	0	0	0	0	0	5-Year Property	MACRS Re	ADR Regular	MACRS	5 - Year Pr JCA 50% E
0	0	0	0	0.76	0	0	0	0	0	0	0	0	0	0	0	0	5-Year Property	MACRS Re	ADR Regular	MACRS	5 - Year Property
56251.93	62215.14	62215.14	0	92558.06	0	35455.47	35455.47	0	0	0	0	0	0	0	0	0	7-Year Property	MACRS Re	ADR Regular	MACRS	7 - Year Pr JCA 50% E
56251.93	124430.25	124430.25	0	185116.1	0	70910.95	70910.95	0	0	0	0	0	0	0	0	0	7-Year Property	MACRS Re	ADR Regular	MACRS	7 - Year Property
-0.47	-0.09	-0.09	0	0	0	0	0	0	0	0	0	0	0	0	0	0	7-Year Property	MACRS Re	ADR Regular	MACRS	7 - Year Pr JCA 50% E
-0.47	-0.19	-0.19	0	0	0	0	0	0	0	0	0	0	0	0	0	0	7-Year Property	MACRS Re	ADR Regular	MACRS	7 - Year Property
68.89	34.45	34.45	0	0	0	0	0	0	0	0	0	0	0	0	0	0	7-Year Property	MACRS Re	ADR Regular	MACRS	7 - Year Pr JCA 50% E
68.89	68.89	68.89	0	0	0	0	0	0	0	0	0	0	0	0	0	0	7-Year Property	MACRS Re	ADR Regular	MACRS	7 - Year Property
200585.43	94408.25	94408.25	0	0	0	0	0	0	0	0	0	0	0	0	0	0	7-Year Property	MACRS Re	ADR Regular	MACRS	7 - Year Pr JCA 50% E
200585.43	188816.49	188816.49	0	0	0	0	0	0	0	0	0	0	0	0	0	0	7-Year Property	MACRS Re	ADR Regular	MACRS	7 - Year Property
44655.65	21376.82	21376.82	0	0	0	0	0	0	0	0	0	0	0	0	0	0	7-Year Property	MACRS Re	ADR Regular	MACRS	7 - Year Pr JCA 50% E
44655.65	42753.61	42753.61	0	0	0	0	0	0	0	0	0	0	0	0	0	0	7-Year Property	MACRS Re	ADR Regular	MACRS	7 - Year Property
0	0.02	0.02	0	29806.09	0	0	0	0	0	0	0	0	0	0	0	0	7-Year Property	MACRS Re	ADR Regular	MACRS	7 - Year Pr JCA 50% E
0	-0.01	-0.01	0	59612.2	0	0	0	0	0	0	0	0	0	0	0	0	7-Year Property	MACRS Re	ADR Regular	MACRS	7 - Year Property
0	0	0	0	0	0	0	0	0	0	0	0	0	0	0	0	0	15-Year Property	Tax Expen	Tax Expense Retire La	MACRS	15 - Year F JCA 50% E
0	0	0	0	0	0	0	0	0	0	0	0	0	0	0	0	0	15-Year Property	Tax Expen	Tax Expense Retire La	MACRS	15 - Year Property
247211.17	7296.84	7081.55	0	10.3	18.62	487.32	516.24	28.92	0	0	0	0	0	0	0	0	15-Year Property	Tax Expen	Tax Expense Retire La	MACRS	15 - Year F JCA 50% E
247211.17	14593.68	14163.2	0	20.61	37.24	974.62	1032.46	57.84	0	0	0	0	0	0	0	0	15-Year Property	Tax Expen	Tax Expense Retire La	MACRS	15 - Year Property
660779.71	308942.5	299828.71	0	434.14	784.53	21999.85	23218.52	1218.67	0	0	0	0	0	0	0	0	15-Year Property	Tax Expen	Tax Expense Retire La	MACRS	15 - Year F JCA 50% E
660779.71	617885	599657.39	0	868.28	1569.07	43999.66	46437	2437.34	0	0	0	0	0	0	0	0	15-Year Property	Tax Expen	Tax Expense Retire La	MACRS	15 - Year Property
10203.01	301.16	292.29	0	0.43	0.77	20.11	21.3	1.19	0	0	0	0	0	0	0	0	15-Year Property	Tax Expen	Tax Expense Retire La	MACRS	15 - Year F JCA 50% E
10203.01	602.32	584.57	0	0.85	1.54	40.23	42.62	2.39	0	0	0	0	0	0	0	0	15-Year Property	Tax Expen	Tax Expense Retire La	MACRS	15 - Year Property
16621.33	-5650.74	-5484.03	0	-7.98	-14.42	-377.37	-399.77	-22.4	0	0	0	0	0	0	0	0	15-Year Property	Tax Expen	Tax Expense Retire La	MACRS	15 - Year F JCA 50% E
16621.33	-11301.48	-10968.1	0	-15.96	-28.83	-754.75	-799.54	-44.79	0	0	0	0	0	0	0	0	15-Year Property	Tax Expen	Tax Expense Retire La	MACRS	15 - Year Property
105.24	-35.78	-34.7	0	-0.05	-0.09	-2.39	-2.54	-0.15	0	0	0	0	0	0	0	0	15-Year Property	Tax Expen	Tax Expense Retire La	MACRS	15 - Year F JCA 50% E
105.24	-71.57	-69.45	0	-0.1	-0.19	-4.78	-5.07	-0.29	0	0	0	0	0	0	0	0	15-Year Property	Tax Expen	Tax Expense Retire La	MACRS	15 - Year Property
15020.42	-5106.48	-4955.81	0	-7.21	-13.03	-341.03	-361.27	-20.24	0	0	0	0	0	0	0	0	15-Year Property	Tax Expen	Tax Expense Retire La	MACRS	15 - Year F JCA 50% E
15020.42	-10212.96	-9911.67	0	-14.42	-26.06	-682.05	-722.53	-40.48	0	0	0	0	0	0	0	0	15-Year Property	Tax Expen	Tax Expense Retire La	MACRS	15 - Year Property
17321	8207	7964.87	0	0	0	0	0	0	0	0	0	0	0	0	0	0	15-Year Property	Tax Expen	Tax Expense Retire La	MACRS	15 - Year F JCA 50% E
17321	16414	15929.82	0	0	0	0	0	0	0	0	0	0	0	0	0	0	15-Year Property	Tax Expen	Tax Expense Retire La	MACRS	15 - Year Property

12559	5563	5398.89	0	0	0	0	0	0	0	0	0	0	0	0	0	0	15-Year Property	Tax Expen	Tax Expense Retire La	MACRS	15 - Year F JCA 50% E
12559	11126	10797.77	0	0	0	0	0	0	0	0	0	0	0	0	0	0	15-Year Property	Tax Expen	Tax Expense Retire La	MACRS	15 - Year Property
300658.61	143451.5	139219.68	0	3942.27	0	30839.79	34782.06	3942.27	0	0	0	0	0	0	0	0	15-Year Property	Tax Expen	Tax Expense Retire La	MACRS	15 - Year F JCA 50% E
300658.61	286903	278439.39	0	7884.55	0	61679.54	69564.09	7884.55	0	0	0	0	0	0	0	0	15-Year Property	Tax Expen	Tax Expense Retire La	MACRS	15 - Year Property
357515.18	183005	177606.39	0	5154.09	0	35777.54	40931.63	5154.09	0	0	0	0	0	0	0	0	15-Year Property	Tax Expen	Tax Expense Retire La	MACRS	15 - Year F JCA 50% E
357515.18	366010	355212.7	0	10308.18	0	71555.05	81863.23	10308.18	0	0	0	0	0	0	0	0	15-Year Property	Tax Expen	Tax Expense Retire La	MACRS	15 - Year Property
12539.58	27059.5	26261.26	0	179.92	0	21920.08	22100	179.92	0	0	0	0	0	0	0	0	15-Year Property	Tax Expen	Tax Expense Retire La	MACRS	15 - Year F JCA 50% E
12539.58	54119	52522.47	0	359.83	0	43840.17	44200	359.83	0	0	0	0	0	0	0	0	15-Year Property	Tax Expen	Tax Expense Retire La	MACRS	15 - Year Property
573266.33	186385.5	180887.09	0	43.52	4796.61	55426.81	60266.94	4840.13	0	0	0	0	0	0	0	0	15-Year Property	Tax Expen	Tax Expense Retire La	MACRS	15 - Year F JCA 50% E
573266.33	372771	361774.27	0	87.05	9593.22	110853.62	120533.88	9680.26	0	0	0	0	0	0	0	0	15-Year Property	Tax Expen	Tax Expense Retire La	MACRS	15 - Year Property
0	0	0	0	0	0	0	0	0	0	0	0	0	0	0	0	0	5-Year Property	MACRS Re	ADR Regular	MACRS	5 - Year Pr JCA 50% E
0	-0.01	-0.01	0	0	0	0	0	0	0	0	0	0	0	0	0	0	5-Year Property	MACRS Re	ADR Regular	MACRS	5 - Year Property
0	0	0	0	0	0	0	0	0	0	0	0	0	0	0	0	0	7-Year Property	MACRS Re	ADR Regular	MACRS	7 - Year Pr JCA 50% E
0	0	0	0	0	0	0	0	0	0	0	0	0	0	0	0	0	7-Year Property	MACRS Re	ADR Regular	MACRS	7 - Year Property
10931.72	10462.44	10462.44	0	0	0	5231.45	5231.45	0	0	0	0	0	0	0	0	0	7-Year Property	MACRS Re	ADR Regular	MACRS	7 - Year Pr JCA 50% E
10931.72	20924.88	20924.88	0	0	0	10462.89	10462.89	0	0	0	0	0	0	0	0	0	7-Year Property	MACRS Re	ADR Regular	MACRS	7 - Year Property
-13244	-6328.5	-6328.5	0	0	0	0	0	0	0	0	0	0	0	0	0	0	7-Year Property	MACRS Re	ADR Regular	MACRS	7 - Year Pr JCA 50% E
-13244	-12657	-12657	0	0	0	0	0	0	0	0	0	0	0	0	0	0	7-Year Property	MACRS Re	ADR Regular	MACRS	7 - Year Property
0	-0.02	-0.02	0	0	0	0	0	0	0	0	0	0	0	0	0	0	7-Year Property	MACRS Re	ADR Regular	MACRS	7 - Year Pr JCA 50% E
0	-0.01	-0.01	0	0	0	0	0	0	0	0	0	0	0	0	0	0	7-Year Property	MACRS Re	ADR Regular	MACRS	7 - Year Property
1739.96	2370.83	0	0	0	0	0	0	0	0	0	0	0	0	0	0	0	NON-Depreciable	MACRS Re	ADR Regular	MACRS	Class Life
0	0	0	0	0	0	0	0	0	0	0	0	0	0	0	0	0	NON-Depreciable	MACRS Re	ADR Regular	MACRS	Class Life
0	-0.31	-0.14	0	0	0	0	0	0	0	0	0	0	0	0	0	0	Non-Residential Real I	MACRS Re	ADR Regular	MACRS	Non - Residential Real
0	0	0	0	0	0	0	0	0	0	0	0	0	0	0	0	0	Non-Residential Real I	MACRS Re	ADR Regular	MACRS	Non - Residential Real
32462.51	-8631.66	-3107.69	0	0	0	0	0	0	0	0	0	0	0	0	0	2235	Non-Residential Real I	MACRS Re	ADR Regular	MACRS	Non - Residential Real
0	-0.32	-0.13	0	0	0	0	0	0	0	0	0	0	0	0	0	0	Non-Residential Real I	MACRS Re	ADR Regular	MACRS	Non - Residential Real
0	0.56	0.15	0	0	0	0	0	0	0	0	0	0	0	0	0	0	Non-Residential Real I	MACRS Re	ADR Regular	MACRS	Non - Residential Real
0	0	0	0	0	0	0	0	0	0	0	0	0	0	0	0	0	Non-Residential Real I	MACRS Re	ADR Regular	MACRS	Non - Residential Real
0	0.1	0.01	0	0	0	0	0	0	0	0	0	0	0	0	0	0	Non-Residential Real I	MACRS Re	ADR Regular	MACRS	Non - Residential Real
0	0.03	0	0	0	0	0	0	0	0	0	0	0	0	0	0	0	Non-Residential Real I	MACRS Re	ADR Regular	MACRS	Non - Residential Real
0	-0.06	-0.01	0	0	0	0	0	0	0	0	0	0	0	0	0	0	Non-Residential Real I	MACRS Re	ADR Regular	MACRS	Non - Residential Real
5136.38	-1361.81	-510.7	0	0	0	0	0	0	0	0	0	0	0	0	0	2235	Non-Residential Real I	MACRS Re	ADR Regular	MACRS	Non - Residential Real
0	-0.29	-0.14	0	0	0	0	0	0	0	0	0	0	0	0	0	0	Non-Residential Real I	MACRS Re	ADR Regular	MACRS	Non - Residential Real
67589.24	-6188.97	-2307.59	0	0	0	0	0	0	0	0	0	0	0	0	0	2235	Non-Residential Real I	MACRS Re	ADR Regular	MACRS	Non - Residential Real
1613.5	-430.79	-160.65	0	0	0	0	0	0	0	0	0	0	0	0	0	2235	Non-Residential Real I	MACRS Re	ADR Regular	MACRS	Non - Residential Real
4722.95	-1506.88	-561.86	0	0	0	0	0	0	0	0	0	0	0	0	0	2235	Non-Residential Real I	MACRS Re	ADR Regular	MACRS	Non - Residential Real
5715.78	0.49	0	0	0	0	0	0	0	0	0	0	0	0	0	0	0	NON-Depreciable	MACRS Re	ADR Regular	MACRS	Class Life
0	33	12.36	0	0	0	0	0	0	0	0	0	0	0	0	0	0	Non-Residential Real I	Tax Expen	Tax Expense Retire La	MACRS	Non - Residential Real
0	-838311	-319731.76	0	0	0	0	0	0	0	0	0	0	0	0	0	0	Non-Residential Real I	MACRS Re	ADR Regular	MACRS	Non - Residential Real
39864.73	20464.76	0	0	0	0	0	0	0	0	0	0	0	0	0	0	0	NON-Depreciable	MACRS Re	ADR Regular	MACRS	Class Life
0	-165.19	-60.24	0	0	0	0	0	0	0	0	0	0	0	0	0	0	Non-Residential Real I	MACRS Re	ADR Regular	MACRS	Non - Residential Real
0	-433	-166.04	0	0	0	0	0	0	0	0	0	0	0	0	0	0	Non-Residential Real I	MACRS Re	ADR Regular	MACRS	Non - Residential Real
33376	-271509.42	-102972.64	0	0	0	0	0	0	0	0	0	0	0	0	0	0	Non-Residential Real I	MACRS Re	ADR Regular	MACRS	Non - Residential Real
0	-639.74	-241.22	0	0	0	0	0	0	0	0	0	0	0	0	0	0	Non-Residential Real I	MACRS Re	ADR Regular	MACRS	Non - Residential Real
0	-6.01	-2.18	0	0	0	0	0	0	0	0	0	0	0	0	0	0	Non-Residential Real I	MACRS Re	ADR Regular	MACRS	Non - Residential Real
0	-440.6	-191.24	0	0	0	0	0	0	0	0	0	0	0	0	0	0	Non-Residential Real I	MACRS Re	ADR Regular	MACRS	Non - Residential Real
0	-12274.37	-5327.82	0	0	0	0	0	0	0	0	0	0	0	0	0	0	Non-Residential Real I	MACRS Re	ADR Regular	MACRS	Non - Residential Real
0	-86.76	-31.91	0	0	0	0	0	0	0	0	0	0	0	0	0	2235	Non-Residential Real I	MACRS Re	ADR Regular	MACRS	Non - Residential Real
0	164.76	59.26	0	0	0	0	0	0	0	0	0	0	0	0	0	2235	Non-Residential Real I	MACRS Re	ADR Regular	MACRS	Non - Residential Real
20019.42	19208.4	19208.4	0	14.45	10.79	346.36	371.61	25.25	0	0	0	0	0	0	0	0	15-Year Property	Tax Expen	Tax Expense Retire La	MACRS	15 - Year F JCA 100%
20019.42	19515.23	19515.23	0	14.68	10.96	351.89	377.54	25.65	0	0	0	0	0	0	0	0	15-Year Property	Tax Expen	Tax Expense Retire La	MACRS	15 - Year Property
0	0	0	0	0	0	0	0	0	0	0	0	0	0	0	0	0	15-Year Property	Tax Expen	Tax Expense Retire La	MACRS	15 - Year F JCA 100%
0	0	0	0	0	0	0	0	0	0	0	0	0	0	0	0	0	15-Year Property	Tax Expen	Tax Expense Retire La	MACRS	15 - Year Property
0	0	0	0	0	0	0	0	0	0	0	0	0	0	0	0	0	15-Year Property	Tax Expen	Tax Expense Retire La	MACRS	15 - Year F JCA 100%
0	0	0	0	0	0	0	0	0	0	0	0	0	0	0	0	0	15-Year Property	Tax Expen	Tax Expense Retire La	MACRS	15 - Year Property
0	0.11	0.11	0	0	0	0	0	0	0	0	0	0	0	0	0	0	15-Year Property	Tax Expen	Tax Expense Retire La	MACRS	15 - Year F JCA 100%
0	0.11	0.11	0	0	0	0	0	0	0	0	0	0	0	0	0	0	15-Year Property	Tax Expen	Tax Expense Retire La	MACRS	15 - Year Property
0	0	0	0	0	0	0	0	0	0	0	0	0	0	0	0	0	15-Year Property	Tax Expen	Tax Expense Retire La	MACRS	15 - Year F JCA 100%
0	0	0	0	0	0	0	0	0	0	0	0	0	0	0	0	0	15-Year Property	Tax Expen	Tax Expense Retire La	MACRS	15 - Year Property
0	0.27	0.27	0	0	0	0	0	0	0	0	0	0	0	0	0	0	15-Year Property	Tax Expen	Tax Expense Retire La	MACRS	15 - Year F JCA 100%
0	0.27	0.27	0	0	0	0	0	0	0	0	0	0	0	0	0	0	15-Year Property	Tax Expen	Tax Expense Retire La	MACRS	15 - Year Property
0	0	0	0	0	0	0	0	0	0	0	0	0	0	0	0	0	15-Year Property	Tax Expen	Tax Expense Retire La	MACRS	15 - Year F JCA 100%
0	0	0	0	0	0	0	0	0	0	0	0	0	0	0	0	0	15-Year Property	Tax Expen	Tax Expense Retire La	MACRS	15 - Year Property
385488.14	0	0	0	0	0	0	0	0	0	0	0	0	0	0	0	0	15-Year Property	Tax Expen	Tax Expense Retire La	MACRS	15 - Year F JCA 100%
385488.14	247683.08	225738.35	0	186.23	139.05	4654.78	4980.06	325.28	0	0	0	0	0	0	0	0		Tax Expen	Tax Expense Retire La	MACRS	15 - Year Property
0	0	0	0	0	0	0	0	0	0	0	0	0	0	0	0	0	15-Year Property	Tax Expen	Tax Expense Retire La	MACRS	15 - Year F JCA 100%
0	0	0	0	0	0	0	0	0	0	0	0	0	0	0	0	0	15-Year Property	Tax Expen	Tax Expense Retire La	MACRS	15 - Year Property
21027.37	0	0	0	0	0	0	0	0	0	0	0	0	0	0	0	0	15-Year Property	Tax Expen	Tax Expense Retire La	MACRS	15 - Year F JCA 100%
21027.37	5082.04	4631.77	0	3.8	2.84	115.67	122.31	6.64	0	0	0	0	0	0	0	0	15-Year Property	Tax Expen	Tax Expense Retire La	MACRS	15 - Year Property
0	0	0	0	0	0	0	0	0	0	0	0	0	0	0	0	0	15-Year Property	Tax Expen	Tax Expense Retire La	MACRS	15 - Year F JCA 100%
0	0	0	0	0	0	0	0	0	0	0	0	0	0	0	0	0	15-Year Property	Tax Expen	Tax Expense Retire La	MACRS	15 - Year Property
8962.39	0	0	0	0	0	0	0	0	0	0	0	0	0	0	0	0	15-Year Property	Tax Expen	Tax Expense Retire La	MACRS	15 - Year F JCA 100%
8962.39	4265.4	3887.5	0	0	0	120.93	120.93	0	0	0	0	0	0	0	0	0	15-Year Property	Tax Expen	Tax Expense Retire La	MACRS	15 - Year Property
-606.9	-57506	-57506	0	0	0	0	0	0	0	0	0	0	0	0	0	0	15-Year Property	Tax Expen	Tax Expense Retire La	MACRS	15 - Year F JCA 100%
-606.9	-57901.28	-57901.28	0	0	0	0	0	0	0	0	0	0	0	0	0	0	15-Year Property	Tax Expen	Tax Expense Retire La	MACRS	15 - Year Property
74727.86	0	0	0	0	0	0	0	0	0	0	0	0	0	0	0	0	15-Year Property	Tax Expen	Tax Expense Retire La	MACRS	15 - Year F JCA 100%
74727.86	7658.26	6979.74	0	21.1	0	891.19	912.29	21.1	0	0	0	0	0	0	0	0	15-Year Property	Tax Expen	Tax Expense Retire La	MACRS	15 - Year Property
0	0	0	0	0	0	0	0	0	0	0	0	0	0	0	0	0	15-Year Property	Tax Expen	Tax Expense Retire La	MACRS	15 - Year F JCA 100%
0	0	0	0	0	0	0	0	0	0	0	0	0	0	0	0	0	15-Year Property	Tax Expen	Tax Expense Retire La	MACRS	15 - Year Property
0	0	0	0	0	0	0	0	0	0	0	0	0	0	0	0	0	15-Year Property	Tax Expen	Tax Expense Retire La	MACRS	15 - Year F JCA 100%
0	0	0	0	0	0	0	0	0	0	0	0	0	0	0	0	0	15-Year Property	Tax Expen	Tax Expense Retire La	MACRS	15 - Year Property
0	0	0	0	0	0	0	0	0	0	0	0	0	0	0	0	0	15-Year Property	Tax Expen	Tax Expense Retire La	MACRS	15 - Year F JCA 100%
0	0	0	0	0	0	0	0	0	0	0	0	0	0	0	0	0	15-Year Property	Tax Expen	Tax Expense Retire La	MACRS	15 - Year Property
0	0	0	0	0	0	0	0	0	0	0	0	0	0	0	0	0	15-Year Property	Tax Expen	Tax Expense Retire La	MACRS	15 - Year F JCA 100%
0	0	0	0	0	0	-0.31	-0.31	0	0	0	0	0	0	0	0	0	15-Year Property	Tax Expen	Tax Expense Retire La	MACRS	15 - Year F JCA 100%
0	-851.99	-851.99	0	0	0	-852.3	-852.3	0	0	0	0	0	0	0	0	0	15-Year Property	Tax Expen	Tax Expense Retire La	MACRS	15 - Year Property
0	0.29	0.29	0	0	0	0	0	0	0	0	0	0	0	0	0	0	15-Year Property	Tax Expen	Tax Expense Retire La	MACRS	15 - Year F JCA 100%
0	0.29	0.29	0	0	0	0	0	0	0	0	0	0	0	0	0	0	15-Year Property	Tax Expen	Tax Expense Retire La	MACRS	15 - Year Property
0	0	0	0	0	0	0.25	0.25	0	0	0	0	0	0	0	0	0	15-Year Property	Tax Expen	Tax Expense Retire La	MACRS	15 - Year F JCA 100%
0	1137.6	1137.6	0	0	0	1137.84	1137.84	0	0	0	0	0	0	0	0	0	15-Year Property	Tax Expen	Tax Expense Retire La	MACRS	15 - Year Property
0	0	0	0	0	0	0	0	0	0	0	0	0	0	0	0	0	15-Year Property	Tax Expen	Tax Expense Retire La	MACRS	15 - Year F JCA 100%

0	0	0	0	0	0	0	0	0	0	0	0	0	0	0	0	0	15-Year Property	Tax Expen:	Tax Expense Retire La	MACRS	15 - Year Property
0	0	0	0	0	0	0	0	0	0	0	0	0	0	0	0	0	15-Year Property	Tax Expen:	Tax Expense Retire La	MACRS	15 - Year F JCA 100%
0	0	0	0	0	0	0	0	0	0	0	0	0	0	0	0	0	15-Year Property	Tax Expen:	Tax Expense Retire La	MACRS	15 - Year Property
0	0	0	0	0	0	0	0	0	0	0	0	0	0	0	0	0	15-Year Property	Tax Expen:	Tax Expense Retire La	MACRS	15 - Year F JCA 100%
0	0	0	0	0	0	0	0	0	0	0	0	0	0	0	0	0	15-Year Property	Tax Expen:	Tax Expense Retire La	MACRS	15 - Year Property
0	0.27	0.27	0	0	0	0	0	0	0	0	0	0	0	0	0	0	15-Year Property	Tax Expen:	Tax Expense Retire La	MACRS	15 - Year F JCA 100%
0	0.27	0.27	0	0	0	0	0	0	0	0	0	0	0	0	0	0	15-Year Property	Tax Expen:	Tax Expense Retire La	MACRS	15 - Year Property
176882.83	107793.95	107793.95	0	328.64	0	2415.29	2743.93	328.64	0	0	0	0	0	0	0	0	15-Year Property	Tax Expen:	Tax Expense Retire La	MACRS	15 - Year F JCA 100%
176882.83	173761.95	173761.95	0	527.69	0	4558.16	5085.85	527.69	0	0	0	0	0	0	0	0	15-Year Property	Tax Expen:	Tax Expense Retire La	MACRS	15 - Year Property
15168.18	27779.95	27779.95	0	85.54	0	351.5	437.04	85.54	0	0	0	0	0	0	0	0	15-Year Property	Tax Expen:	Tax Expense Retire La	MACRS	15 - Year F JCA 100%
15168.18	15024.11	15024.11	0	46.26	0	190.1	236.36	46.26	0	0	0	0	0	0	0	0	15-Year Property	Tax Expen:	Tax Expense Retire La	MACRS	15 - Year Property
278512.48	178605.53	178605.53	0	156.79	1077.47	8870.76	10105.01	1234.25	0	0	0	0	0	0	0	0	15-Year Property	Tax Expen:	Tax Expense Retire La	MACRS	15 - Year F JCA 100%
278512.48	295891.58	295891.58	0	254.6	1749.67	20263.3	22267.57	2004.27	0	0	0	0	0	0	0	0	15-Year Property	Tax Expen:	Tax Expense Retire La	MACRS	15 - Year Property
0	0	0	0	0	0	0	0	0	0	0	0	0	0	0	0	0	15-Year Property	Tax Expen:	Tax Expense Retire La	MACRS	15 - Year F JCA 100%
0	0	0	0	0	0	0	0	0	0	0	0	0	0	0	0	0	15-Year Property	Tax Expen:	Tax Expense Retire La	MACRS	15 - Year Property
0	0.27	0.27	0	0	0	0	0	0	0	0	0	0	0	0	0	0	15-Year Property	Tax Expen:	Tax Expense Retire La	MACRS	15 - Year F JCA 100%
0	0.27	0.27	0	0	0	0	0	0	0	0	0	0	0	0	0	0	15-Year Property	Tax Expen:	Tax Expense Retire La	MACRS	15 - Year Property
0	-0.35	-0.35	0	0	0	0	0	0	0	0	0	0	0	0	0	0	15-Year Property	Tax Expen:	Tax Expense Retire La	MACRS	15 - Year F JCA 100%
0	-0.35	-0.35	0	0	0	0	0	0	0	0	0	0	0	0	0	0	15-Year Property	Tax Expen:	Tax Expense Retire La	MACRS	15 - Year Property
0	0	0	0	0	0	0	0	0	0	0	0	0	0	0	0	0	15-Year Property	Tax Expen:	Tax Expense Retire La	MACRS	15 - Year F JCA 100%
0	0	0	0	0	0	0	0	0	0	0	0	0	0	0	0	0	15-Year Property	Tax Expen:	Tax Expense Retire La	MACRS	15 - Year Property
-644.25	0	0	0	0	0	0	0	0	0	0	0	0	0	0	0	0	5-Year Property	MACRS Re	ADR Regular	MACRS	5 - Year Pr JCA 100%
-644.25	-601.53	-601.53	0	0	0	0	0	0	0	0	0	0	0	0	0	0	5-Year Property	MACRS Re	ADR Regular	MACRS	5 - Year Property
-1451.79	0	0	0	0	0	0	0	0	0	0	0	0	0	0	0	0	5-Year Property	MACRS Re	ADR Regular	MACRS	5 - Year Pr JCA 100%
-1451.79	-1353.6	-1353.6	0	0	0	0	0	0	0	0	0	0	0	0	0	0	5-Year Property	MACRS Re	ADR Regular	MACRS	5 - Year Property
55718.25	0	0	0	0	0	0	0	0	0	0	0	0	0	0	0	0	7-Year Property	MACRS Re	ADR Regular	MACRS	7 - Year Pr JCA 100%
55718.25	52578.28	52578.28	0	0	0	0	0	0	0	0	0	0	0	0	0	0	7-Year Property	MACRS Re	ADR Regular	MACRS	7 - Year Property
0	-863.24	-863.24	0	0	0	0	0	0	0	0	0	0	0	0	0	0	15-Year Property	MACRS Re	ADR Regular	MACRS	15 - Year F JCA 100%
0	-863.24	-863.24	0	0	0	0	0	0	0	0	0	0	0	0	0	0	15-Year Property	MACRS Re	ADR Regular	MACRS	15 - Year Property
24582.34	0	0	0	0	0	0	0	0	0	0	0	0	0	0	0	0	7-Year Property	MACRS Re	ADR Regular	MACRS	7 - Year Pr JCA 100%
24582.34	23521.69	23521.69	0	0	0	245.2	245.2	0	0	0	0	0	0	0	0	0	7-Year Property	MACRS Re	ADR Regular	MACRS	7 - Year Property
22439.18	0	0	0	0	0	0	0	0	0	0	0	0	0	0	0	0	5-Year Property	MACRS Re	ADR Regular	MACRS	5 - Year Pr JCA 100%
22439.18	33658.77	33658.77	0	11219.59	0	11219.59	11219.59	0	0	0	0	0	0	0	0	0	5-Year Property	MACRS Re	ADR Regular	MACRS	5 - Year Property
0	1413	1413	0	0	0	0	0	0	0	0	0	0	0	0	0	0	7-Year Property	MACRS Re	ADR Regular	MACRS	7 - Year Pr JCA 100%
0	1413	1413	0	0	0	0	0	0	0	0	0	0	0	0	0	0	7-Year Property	MACRS Re	ADR Regular	MACRS	7 - Year Property
0	0	0	0	0	0	0	0	0	0	0	0	0	0	0	0	0	7-Year Property	MACRS Re	ADR Regular	MACRS	7 - Year Pr JCA 100%
0	0	0	0	0	0	0	0	0	0	0	0	0	0	0	0	0	7-Year Property	MACRS Re	ADR Regular	MACRS	7 - Year Property
4109.69	0	0	0	0	0	0	0	0	0	0	0	0	0	0	0	0	5-Year Property	MACRS Re	ADR Regular	MACRS	5 - Year Pr JCA 100%
4109.69	4109.69	4109.69	0	0	0	0	0	0	0	0	0	0	0	0	0	0	5-Year Property	MACRS Re	ADR Regular	MACRS	5 - Year Property
216518.12	0	0	0	0	0	0	0	0	0	0	0	0	0	0	0	0	15-Year Property	Tax Expen:	Tax Expense Retire La	MACRS	15 - Year F JCA 100%
216518.12	149293.27	136065.85	0	73.29	34.87	1514.01	1622.17	108.16	0	0	0	0	0	0	0	0	15-Year Property	Tax Expen:	Tax Expense Retire La	MACRS	15 - Year Property
12857.02	13398.31	13398.31	0	6.59	3.12	104.21	113.92	9.71	0	0	0	0	0	0	0	0	15-Year Property	Tax Expen:	Tax Expense Retire La	MACRS	15 - Year F JCA 100%
12857.02	13568.71	13568.71	0	6.68	3.16	105.54	115.38	9.84	0	0	0	0	0	0	0	0	15-Year Property	Tax Expen:	Tax Expense Retire La	MACRS	15 - Year Property
85640.1	72537.43	72537.43	0	35.7	16.98	564.21	616.89	52.68	0	0	0	0	0	0	0	0	15-Year Property	Tax Expen:	Tax Expense Retire La	MACRS	15 - Year F JCA 100%
85640.1	84310.86	84310.86	0	40.59	19.31	2472.12	2532.02	59.9	0	0	0	0	0	0	0	0	15-Year Property	Tax Expen:	Tax Expense Retire La	MACRS	15 - Year Property
521.97	0	0	0	0	0	0	0	0	0	0	0	0	0	0	0	0	15-Year Property	Tax Expen:	Tax Expense Retire La	MACRS	15 - Year F JCA 100%
521.97	460.42	419.6	0	0	0	0	0	0	0	0	0	0	0	0	0	0	15-Year Property	Tax Expen:	Tax Expense Retire La	MACRS	15 - Year Property
98548.05	39295.01	39295.01	0	47.34	0	803.39	850.73	47.34	0	0	0	0	0	0	0	0	15-Year Property	Tax Expen:	Tax Expense Retire La	MACRS	15 - Year F JCA 100%
98548.05	112983.72	112983.72	0	132.87	0	4956.15	5089.02	132.87	0	0	0	0	0	0	0	0	15-Year Property	Tax Expen:	Tax Expense Retire La	MACRS	15 - Year Property
190353.62	91076.68	91076.68	0	111.98	0	39.02	151	111.98	0	0	0	0	0	0	0	0	15-Year Property	Tax Expen:	Tax Expense Retire La	MACRS	15 - Year F JCA 100%
190353.62	182346.49	182346.49	0	224.05	0	195.83	419.88	224.05	0	0	0	0	0	0	0	0	15-Year Property	Tax Expen:	Tax Expense Retire La	MACRS	15 - Year Property
3407.97	1513.12	1513.12	0	1.64	0	181.26	182.9	1.64	0	0	0	0	0	0	0	0	7-Year Property	Tax Expen:	Tax Expense Retire La	MACRS	7 - Year Pr JCA 100%
3407.97	7072.17	7072.17	0	4.1	0	3745.01	3749.11	4.1	0	0	0	0	0	0	0	0	7-Year Property	Tax Expen:	Tax Expense Retire La	MACRS	7 - Year Property
385060.36	97045.73	97045.73	0	0	99.7	257.74	357.44	99.7	0	0	0	0	0	0	0	0	15-Year Property	Tax Expen:	Tax Expense Retire La	MACRS	15 - Year F JCA 100%
385060.36	376384.26	376384.26	0	0	384.7	2902.84	3287.54	384.7	0	0	0	0	0	0	0	0	15-Year Property	Tax Expen:	Tax Expense Retire La	MACRS	15 - Year Property
14903.89	0	0	0	0	0	0	0	0	0	0	0	0	0	0	0	0	7-Year Property	MACRS Re	ADR Regular	MACRS	7 - Year Pr JCA 100%
14903.89	34452.94	34452.94	0	0	0	20160.2	20160.2	0	0	0	0	0	0	0	0	0	7-Year Property	MACRS Re	ADR Regular	MACRS	7 - Year Property
0	0	0	0	0	0	0	0	0	0	0	0	0	0	0	0	0	7-Year Property	MACRS Re	ADR Regular	MACRS	7 - Year Pr JCA 100%
0	0	0	0	0	0	0	0	0	0	0	0	0	0	0	0	0	7-Year Property	MACRS Re	ADR Regular	MACRS	7 - Year Property
327.01	0	0	0	0	0	0	0	0	0	0	0	0	0	0	0	0	7-Year Property	MACRS Re	ADR Regular	MACRS	7 - Year Pr JCA 100%
327.01	308.27	308.27	0	121.62	0	0	0	0	0	0	0	0	0	0	0	0	7-Year Property	MACRS Re	ADR Regular	MACRS	7 - Year Property
21938.13	0	0	0	0	0	0	0	0	0	0	0	0	0	0	0	0	5-Year Property	MACRS Re	ADR Regular	MACRS	5 - Year Pr JCA 100%
21938.13	43754.57	43754.57	0	11075.26	0	21816.44	21816.44	0	0	0	0	0	0	0	0	0	5-Year Property	MACRS Re	ADR Regular	MACRS	5 - Year Property
0	0	0	0	0	0	0	0	0	0	0	0	0	0	0	0	0	15-Year Property	Tax Expen:	Tax Expense Retire La	MACRS	15 - Year F JCA 100%
0	0	0	0	0	0	0	0	0	0	0	0	0	0	0	0	0	15-Year Property	Tax Expen:	Tax Expense Retire La	MACRS	15 - Year Property
0	0	0	0	0	0	0	0	0	0	0	0	0	0	0	0	0	15-Year Property	Tax Expen:	Tax Expense Retire La	MACRS	15 - Year F JCA 100%
0	0	0	0	0	0	0	0	0	0	0	0	0	0	0	0	0	15-Year Property	Tax Expen:	Tax Expense Retire La	MACRS	15 - Year Property
0	0	0	0	0	0	0	0	0	0	0	0	0	0	0	0	0	15-Year Property	Tax Expen:	Tax Expense Retire La	MACRS	15 - Year F JCA 100%
0	0	0	0	0	0	0	0	0	0	0	0	0	0	0	0	0	15-Year Property	Tax Expen:	Tax Expense Retire La	MACRS	15 - Year Property
0	0	0	0	0	0	0	0	0	0	0	0	0	0	0	0	0	15-Year Property	Tax Expen:	Tax Expense Retire La	MACRS	15 - Year F JCA 100%
0	0	0	0	0	0	0	0	0	0	0	0	0	0	0	0	0	15-Year Property	Tax Expen:	Tax Expense Retire La	MACRS	15 - Year Property
-14246.6	-9391.79	-9391.79	0	0	0	-0.01	-0.01	0	0	0	0	0	0	0	0	0	15-Year Property	Tax Expen:	Tax Expense Retire La	MACRS	15 - Year F JCA 100%
-14246.6	-15093.13	-15093.13	0	0	0	1.87	1.87	0	0	0	0	0	0	0	0	0	15-Year Property	Tax Expen:	Tax Expense Retire La	MACRS	15 - Year Property
1386.11	0	0	0	3.2	5.7	-1247.06	-1238.16	8.9	0	0	0	0	0	0	0	0	15-Year Property	Tax Expen:	Tax Expense Retire La	MACRS	15 - Year F JCA 100%
1386.11	1826.83	1826.83	0	3.29	5.86	544.1	553.25	9.15	0	0	0	0	0	0	0	0	15-Year Property	Tax Expen:	Tax Expense Retire La	MACRS	15 - Year Property
5355.5	0	0	0	13.7	24.36	-5337.41	-5299.34	38.07	0	0	0	0	0	0	0	0	15-Year Property	Tax Expen:	Tax Expense Retire La	MACRS	15 - Year F JCA 100%
5355.5	7363	7363	0	13.28	23.6	2192.95	2229.82	36.87	0	0	0	0	0	0	0	0	15-Year Property	Tax Expen:	Tax Expense Retire La	MACRS	15 - Year Property
535.43	8361.29	8361.29	0	1.38	2.43	7827.68	7831.49	3.81	0	0	0	0	0	0	0	0	15-Year Property	Tax Expen:	Tax Expense Retire La	MACRS	15 - Year F JCA 100%
535.43	736.12	736.12	0	1.33	2.36	219.22	222.91	3.69	0	0	0	0	0	0	0	0	15-Year Property	Tax Expen:	Tax Expense Retire La	MACRS	15 - Year Property
7616.03	11534.35	11534.35	0	17.6	31.27	4682.33	4731.2	48.87	0	0	0	0	0	0	0	0	15-Year Property	Tax Expen:	Tax Expense Retire La	MACRS	15 - Year F JCA 100%
7616.03	10037.56	10037.56	0	18.1	32.17	2989.47	3039.74	50.27	0	0	0	0	0	0	0	0	15-Year Property	Tax Expen:	Tax Expense Retire La	MACRS	15 - Year Property
-966.64	0	0	0	0	0	0	0	0	0	0	0	0	0	0	0	0	15-Year Property	Tax Expen:	Tax Expense Retire La	MACRS	15 - Year F JCA 100%
-966.64	-926.81	-844.67	0	0	0	0	0	0	0	0	0	0	0	0	0	0	15-Year Property	Tax Expen:	Tax Expense Retire La	MACRS	15 - Year Property
12140.75	3762.88	3762.88	0	7.48	0	326.31	333.79	7.48	0	0	0	0	0	0	0	0	15-Year Property	Tax Expen:	Tax Expense Retire La	MACRS	15 - Year F JCA 100%
12140.75	18861.94	18857.33	0	37.05	0	1851.73	1888.78	37.05	0	0	0	0	0	0	0	0	15-Year Property	Tax Expen:	Tax Expense Retire La	MACRS	15 - Year Property
10626.42	2614.87	2614.87	0	5.68	0	5.59	11.27	5.68	0	0	0	0	0	0	0	0	15-Year Property	Tax Expen:	Tax Expense Retire La	MACRS	15 - Year F JCA 100%
10626.42	10463.03	10463.03	0	22.74	0	22.35	45.09	22.74	0	0	0	0	0	0	0	0	15-Year Property	Tax Expen:	Tax Expense Retire La	MACRS	15 - Year Property
179.26	26.97	26.97	0	0.06	0	0.06	0.12	0.06	0	0	0	0	0	0	0	0	15-Year Property	Tax Expen:	Tax Expense Retire La	MACRS	15 - Year F JCA 100%
179.26	645.57	600.32	0	0.37	0	472.93	473.3	0.37	0	0	0	0	0	0	0	0	15-Year Property	Tax Expen:	Tax Expense Retire La	MACRS	15 - Year Property
39801.42	12062.89	12062.89	0	0	0	2353.52	2353.52	0	0	0	0	0	0	0	0	0	15-Year Property	Tax Expen:	Tax Expense Retire La	MACRS	15 - Year F JCA 100%
39801.42	49266.92	49266.92	0	0	0	9682.36	9682.36	0	0	0	0	0	0	0	0	0	15-Year Property	Tax Expen:	Tax Expense Retire La	MACRS	15 - Year Property
-13321.34	0	0	0	0	0	0	0	0	0	0	0	0	0	0	0	0	7-Year Property	MACRS Re	ADR Regular	MACRS	7 - Year Pr JCA 100%

-13321.34	-12820.52	-12820.52	0	0	0	0	0	0	0	0	0	0	0	0	0	0	7-Year Property	MACRS Re	ADR Regular	MACRS	7 - Year Property
0	0	0	0	0	0	0	0	0	0	0	0	0	0	0	0	0	7-Year Property	MACRS Re	ADR Regular	MACRS	7 - Year Pr JCA 100%
0	0	0	0	0	0	0	0	0	0	0	0	0	0	0	0	0	7-Year Property	MACRS Re	ADR Regular	MACRS	7 - Year Property
6791.03	0	0	0	0	0	0	0	0	0	0	0	0	0	0	0	0	5-Year Property	MACRS Re	ADR Regular	MACRS	5 - Year Pr JCA 100%
6791.03	6791.03	6791.03	0	0	0	0	0	0	0	0	0	0	0	0	0	0	5-Year Property	MACRS Re	ADR Regular	MACRS	5 - Year Property
0	0	0	0	0	0	0	0	0	0	0	0	0	0	0	0	0	15-Year Property	Tax Expen	Tax Expense Retire La	MACRS	15 - Year F JCA 50% E
0	0	0	0	0	0	0	0	0	0	0	0	0	0	0	0	0	15-Year Property	Tax Expen	Tax Expense Retire La	MACRS	15 - Year Property
0	9513.58	9513.58	0	0	0	9513.86	9513.86	0	0	0	0	0	0	0	0	0	15-Year Property	Tax Expen	Tax Expense Retire La	MACRS	15 - Year F JCA 50% E
0	19025.79	19025.79	0	0	0	19026.08	19026.08	0	0	0	0	0	0	0	0	0	15-Year Property	Tax Expen	Tax Expense Retire La	MACRS	15 - Year Property
0	0.3	0.3	0	0	0	0	0	0	0	0	0	0	0	0	0	0	15-Year Property	Tax Expen	Tax Expense Retire La	MACRS	15 - Year F JCA 50% E
0	0.3	0.3	0	0	0	0	0	0	0	0	0	0	0	0	0	0	15-Year Property	Tax Expen	Tax Expense Retire La	MACRS	15 - Year Property
0	0	0	0	0	0	0	0	0	0	0	0	0	0	0	0	0	15-Year Property	Tax Expen	Tax Expense Retire La	MACRS	15 - Year F JCA 50% E
0	0	0	0	0	0	0	0	0	0	0	0	0	0	0	0	0	15-Year Property	Tax Expen	Tax Expense Retire La	MACRS	15 - Year Property
0	0	0	0	0	0	0	0	0	0	0	0	0	0	0	0	0	15-Year Property	Tax Expen	Tax Expense Retire La	MACRS	15 - Year F JCA 50% E
0	0	0	0	0	0	0	0	0	0	0	0	0	0	0	0	0	15-Year Property	Tax Expen	Tax Expense Retire La	MACRS	15 - Year Property
0	0	0	0	0	0	0	0	0	0	0	0	0	0	0	0	0	15-Year Property	Tax Expen	Tax Expense Retire La	MACRS	15 - Year F JCA 50% E
0	0	0	0	0	0	0	0	0	0	0	0	0	0	0	0	0	15-Year Property	Tax Expen	Tax Expense Retire La	MACRS	15 - Year Property
4983918.73	1357494.76	1129585.02	0	1030.4	777.1	-3158.17	-1350.67	1807.5	0	0	0	0	0	0	0	0	15-Year Property	Tax Expen	Tax Expense Retire La	MACRS	15 - Year F JCA 50% E
4983918.73	2986873.65	2627382.72	0	2220.11	1674.34	55201.39	59095.84	3894.45	0	0	0	0	0	0	0	0	15-Year Property	Tax Expen	Tax Expense Retire La	MACRS	15 - Year Property
0	0.2	0.2	0	0	0	0	0	0	0	0	0	0	0	0	0	0	15-Year Property	Tax Expen	Tax Expense Retire La	MACRS	15 - Year F JCA 50% E
0	0.19	0.19	0	0	0	0	0	0	0	0	0	0	0	0	0	0	15-Year Property	Tax Expen	Tax Expense Retire La	MACRS	15 - Year Property
0	0	0	0	0	0	0	0	0	0	0	0	0	0	0	0	0	15-Year Property	Tax Expen	Tax Expense Retire La	MACRS	15 - Year F JCA 50% E
0	0	0	0	0	0	0	0	0	0	0	0	0	0	0	0	0	15-Year Property	Tax Expen	Tax Expense Retire La	MACRS	15 - Year Property
0	0	0	0	0	0	0	0	0	0	0	0	0	0	0	0	0	15-Year Property	Tax Expen	Tax Expense Retire La	MACRS	15 - Year F JCA 50% E
0	0	0	0	0	0	0	0	0	0	0	0	0	0	0	0	0	15-Year Property	Tax Expen	Tax Expense Retire La	MACRS	15 - Year Property
1584843.89	175652.57	153079.99	0	131.49	98.17	4065	4294.66	229.66	0	0	0	0	0	0	0	0	15-Year Property	Tax Expen	Tax Expense Retire La	MACRS	15 - Year F JCA 50% E
1584843.89	367132.12	327594.47	0	274.88	205.23	8423.72	8903.83	480.11	0	0	0	0	0	0	0	0	15-Year Property	Tax Expen	Tax Expense Retire La	MACRS	15 - Year Property
0	0	0	0	0	0	0	0	0	0	0	0	0	0	0	0	0	15-Year Property	Tax Expen	Tax Expense Retire La	MACRS	15 - Year F JCA 50% E
0	0	0	0	0	0	0	0	0	0	0	0	0	0	0	0	0	15-Year Property	Tax Expen	Tax Expense Retire La	MACRS	15 - Year Property
941019.65	217420.5	198082.48	0	141.87	105.92	32287.67	32535.46	247.79	0	0	0	0	0	0	0	0	15-Year Property	Tax Expen	Tax Expense Retire La	MACRS	15 - Year F JCA 50% E
941019.65	406150.03	357308.79	0	305.58	228.16	7384.52	7918.25	533.73	0	0	0	0	0	0	0	0	15-Year Property	Tax Expen	Tax Expense Retire La	MACRS	15 - Year Property
0	0.49	0.49	0	0	0	0	0	0	0	0	0	0	0	0	0	0	15-Year Property	Tax Expen	Tax Expense Retire La	MACRS	15 - Year F JCA 50% E
0	0.48	0.48	0	0	0	0	0	0	0	0	0	0	0	0	0	0	15-Year Property	Tax Expen	Tax Expense Retire La	MACRS	15 - Year Property
245852.87	58125.67	52803.65	0	0	0	1658.12	1658.12	0	0	0	0	0	0	0	0	0	15-Year Property	Tax Expen	Tax Expense Retire La	MACRS	15 - Year F JCA 50% E
245852.87	116639.86	106133.51	0	0	0	3317.06	3317.06	0	0	0	0	0	0	0	0	0	15-Year Property	Tax Expen	Tax Expense Retire La	MACRS	15 - Year Property
59570.98	19276.18	17504.06	0	0	0	40.06	40.06	0	0	0	0	0	0	0	0	0	15-Year Property	Tax Expen	Tax Expense Retire La	MACRS	15 - Year F JCA 50% E
59570.98	38697.37	35204.54	0	0	0	80.42	80.42	0	0	0	0	0	0	0	0	0	15-Year Property	Tax Expen	Tax Expense Retire La	MACRS	15 - Year Property
0	0	0	0	0	0	0	0	0	0	0	0	0	0	0	0	0	15-Year Property	Tax Expen	Tax Expense Retire La	MACRS	15 - Year F JCA 50% E
0	0	0	0	0	0	0	0	0	0	0	0	0	0	0	0	0	15-Year Property	Tax Expen	Tax Expense Retire La	MACRS	15 - Year Property
0	0	0	0	0	0	0	0	0	0	0	0	0	0	0	0	0	15-Year Property	Tax Expen	Tax Expense Retire La	MACRS	15 - Year F JCA 50% E
0	0	0	0	0	0	0	0	0	0	0	0	0	0	0	0	0	15-Year Property	Tax Expen	Tax Expense Retire La	MACRS	15 - Year Property
30405.78	13221.17	12768.81	0	0	0	0	0	0	0	0	0	0	0	0	0	0	15-Year Property	Tax Expen	Tax Expense Retire La	MACRS	15 - Year F JCA 50% E
30405.78	24818.89	23338.97	0	0	0	0	0	0	0	0	0	0	0	0	0	0	15-Year Property	Tax Expen	Tax Expense Retire La	MACRS	15 - Year Property
0.37	0	0	0	0	0	0	0	0	0	0	0	0	0	0	0	0	15-Year Property	Tax Expen	Tax Expense Retire La	MACRS	15 - Year F JCA 50% E
0.37	0	0	0	0	0	0	0	0	0	0	0	0	0	0	0	0	15-Year Property	Tax Expen	Tax Expense Retire La	MACRS	15 - Year Property
0	0	0	0	0	0	0	0	0	0	0	0	0	0	0	0	0	15-Year Property	Tax Expen	Tax Expense Retire La	MACRS	15 - Year F JCA 50% E
0	0	0	0	0	0	0	0	0	0	0	0	0	0	0	0	0	15-Year Property	Tax Expen	Tax Expense Retire La	MACRS	15 - Year Property
0	0	0	0	0	0	0	0	0	0	0	0	0	0	0	0	0	15-Year Property	Tax Expen	Tax Expense Retire La	MACRS	15 - Year F JCA 50% E
0	0	0	0	0	0	0	0	0	0	0	0	0	0	0	0	0	15-Year Property	Tax Expen	Tax Expense Retire La	MACRS	15 - Year Property
0	0	0	0	0	0	0	0	0	0	0	0	0	0	0	0	0	15-Year Property	Tax Expen	Tax Expense Retire La	MACRS	15 - Year F JCA 50% E
0	0	0	0	0	0	0	0	0	0	0	0	0	0	0	0	0	15-Year Property	Tax Expen	Tax Expense Retire La	MACRS	15 - Year Property
0	0	0	0	0	0	0	0	0	0	0	0	0	0	0	0	0	15-Year Property	Tax Expen	Tax Expense Retire La	MACRS	15 - Year F JCA 50% E
0	0	0	0	0	0	0	0	0	0	0	0	0	0	0	0	0	15-Year Property	Tax Expen	Tax Expense Retire La	MACRS	15 - Year Property
3240802.7	-3606739.41	-3606739.41	0	-10910.42	0	-108342.5	-119252.94	-10910.4	0	0	0	0	0	0	0	0	15-Year Property	Tax Expen	Tax Expense Retire La	MACRS	15 - Year F JCA 50% E
3240802.7	-2996594.96	-2996594.96	0	-9086.93	0	-82894.61	-91981.54	-9086.93	0	0	0	0	0	0	0	0	15-Year Property	Tax Expen	Tax Expense Retire La	MACRS	15 - Year Property
0	0	0	0	0	0	0	0	0	0	0	0	0	0	0	0	0	15-Year Property	Tax Expen	Tax Expense Retire La	MACRS	15 - Year F JCA 50% E
0	0	0	0	0	0	0	0	0	0	0	0	0	0	0	0	0	15-Year Property	Tax Expen	Tax Expense Retire La	MACRS	15 - Year Property
0	-0.29	-0.29	0	0	0	0	0	0	0	0	0	0	0	0	0	0	15-Year Property	Tax Expen	Tax Expense Retire La	MACRS	15 - Year F JCA 50% E
0	-0.3	-0.3	0	0	0	0	0	0	0	0	0	0	0	0	0	0	15-Year Property	Tax Expen	Tax Expense Retire La	MACRS	15 - Year Property
0	0	0	0	0	0	0	0	0	0	0	0	0	0	0	0	0	15-Year Property	Tax Expen	Tax Expense Retire La	MACRS	15 - Year F JCA 50% E
0	0	0	0	0	0	0	0	0	0	0	0	0	0	0	0	0	15-Year Property	Tax Expen	Tax Expense Retire La	MACRS	15 - Year Property
14898.87	-5871.26	-5176.97	0	-18.08	0	-74.28	-92.36	-18.08	0	0	0	0	0	0	0	0	15-Year Property	Tax Expen	Tax Expense Retire La	MACRS	15 - Year F JCA 50% E
14898.87	-12135.57	-10886.27	0	-37.37	0	-153.55	-190.92	-37.37	0	0	0	0	0	0	0	0	15-Year Property	Tax Expen	Tax Expense Retire La	MACRS	15 - Year Property
0	0	0	0	0	0	0	0	0	0	0	0	0	0	0	0	0	15-Year Property	Tax Expen	Tax Expense Retire La	MACRS	15 - Year F JCA 50% E
0	0	0	0	0	0	0	0	0	0	0	0	0	0	0	0	0	15-Year Property	Tax Expen	Tax Expense Retire La	MACRS	15 - Year Property
-0.08	0	0	0	0	0	0	0	0	0	0	0	0	0	0	0	0	15-Year Property	Tax Expen	Tax Expense Retire La	MACRS	15 - Year F JCA 50% E
-0.08	0	0	0	0	0	0	0	0	0	0	0	0	0	0	0	0	15-Year Property	Tax Expen	Tax Expense Retire La	MACRS	15 - Year Property
0	0.24	0.24	0	0	0	0	0	0	0	0	0	0	0	0	0	0	15-Year Property	Tax Expen	Tax Expense Retire La	MACRS	15 - Year F JCA 50% E
0	0.24	0.24	0	0	0	0	0	0	0	0	0	0	0	0	0	0	15-Year Property	Tax Expen	Tax Expense Retire La	MACRS	15 - Year Property
213639.07	10946.95	9977.03	0	30.17	0	1273.9	1304.07	30.17	0	0	0	0	0	0	0	0	15-Year Property	Tax Expen	Tax Expense Retire La	MACRS	15 - Year F JCA 50% E
213639.07	21893.91	19954.11	0	60.34	0	2547.82	2608.16	60.34	0	0	0	0	0	0	0	0	15-Year Property	Tax Expen	Tax Expense Retire La	MACRS	15 - Year Property
0	0	0	0	0	0	0	0	0	0	0	0	0	0	0	0	0	15-Year Property	Tax Expen	Tax Expense Retire La	MACRS	15 - Year F JCA 50% E
0	0	0	0	0	0	0	0	0	0	0	0	0	0	0	0	0	15-Year Property	Tax Expen	Tax Expense Retire La	MACRS	15 - Year Property
3207495.2	-1194823.07	-1194823.07	0	-1062.2	-7299.54	-44916.2	-53277.94	-8361.74	0	0	0	0	0	0	0	0	15-Year Property	Tax Expen	Tax Expense Retire La	MACRS	15 - Year F JCA 50% E
3207495.2	-508808.98	-508808.98	0	-498.94	-3428.81	31336.52	27408.76	-3927.76	0	0	0	0	0	0	0	0	15-Year Property	Tax Expen	Tax Expense Retire La	MACRS	15 - Year Property
0	0	0	0	0	0	0	0	0	0	0	0	0	0	0	0	0	15-Year Property	Tax Expen	Tax Expense Retire La	MACRS	15 - Year F JCA 50% E
0	0	0	0	0	0	0	0	0	0	0	0	0	0	0	0	0	15-Year Property	Tax Expen	Tax Expense Retire La	MACRS	15 - Year Property
0	0	0	0	0	0	0	0	0	0	0	0	0	0	0	0	0	15-Year Property	Tax Expen	Tax Expense Retire La	MACRS	15 - Year F JCA 50% E
0	0	0	0	0	0	0	0	0	0	0	0	0	0	0	0	0	15-Year Property	Tax Expen	Tax Expense Retire La	MACRS	15 - Year Property
0	-10566.84	-10566.84	0	0	0	-10566.58	-10566.58	0	0	0	0	0	0	0	0	0	15-Year Property	Tax Expen	Tax Expense Retire La	MACRS	15 - Year F JCA 50% E
0	-7983.32	-7983.32	0	0	0	-7983.05	-7983.05	0	0	0	0	0	0	0	0	0	15-Year Property	Tax Expen	Tax Expense Retire La	MACRS	15 - Year Property
0	-0.19	-0.19	0	0	0	0	0	0	0	0	0	0	0	0	0	0	15-Year Property	Tax Expen	Tax Expense Retire La	MACRS	15 - Year F JCA 50% E
0	-0.2	-0.2	0	0	0	0	0	0	0	0	0	0	0	0	0	0	15-Year Property	Tax Expen	Tax Expense Retire La	MACRS	15 - Year Property
0	0	0	0	0	0	0	0	0	0	0	0	0	0	0	0	0	15-Year Property	Tax Expen	Tax Expense Retire La	MACRS	15 - Year F JCA 50% E
0	0	0	0	0	0	0	0	0	0	0	0	0	0	0	0	0	15-Year Property	Tax Expen	Tax Expense Retire La	MACRS	15 - Year Property
125169.14	58447.18	58447.18	0	0	0	0	0	0	0	0	0	0	0	0	0	0	5-Year Property	MACRS Re	ADR Regular	MACRS	5 - Year Pr JCA 50% E
125169.14	116894.36	116894.36	0	0	0	0	0	0	0	0	0	0	0	0	0	0	5-Year Property	MACRS Re	ADR Regular	MACRS	5 - Year Property
0	0.01	0.01	0	0	0	0	0	0	0	0	0	0	0	0	0	0	5-Year Property	MACRS Re	ADR Regular	MACRS	5 - Year Pr JCA 50% E
0	-0.01	-0.01	0	0	0	0	0	0	0	0	0	0	0	0	0	0	5-Year Property	MACRS Re	ADR Regular	MACRS	5 - Year Property
0	0.01	0.01	0	0	0	0	0	0	0	0	0	0	0	0	0	0	5-Year Property	MACRS Re	ADR Regular	MACRS	5 - Year Pr JCA 50% E
0	0	0	0	0	0	0	0	0	0	0	0	0	0	0	0	0	5-Year Property	MACRS Re	ADR Regular	MACRS	5 - Year Property
145711.63	68749.9	68749.9	0	0	0	0	0	0	0	0	0	0	0	0	0	0	7-Year Property	MACRS Re	ADR Regular	MACRS	7 - Year Pr JCA 50% E

145711.63	137499.81	137499.81	0	0	0	0	0	0	0	0	0	0	0	0	0	0	7-Year Property	MACRS Re	ADR Regular	MACRS	7 - Year Property
0	0	0	0	0	0	0	0	0	0	0	0	0	0	0	0	0	7-Year Property	MACRS Re	ADR Regular	MACRS	7 - Year Pr JCA 50% E
0	-0.01	-0.01	0	0	0	0	0	0	0	0	0	0	0	0	0	0	7-Year Property	MACRS Re	ADR Regular	MACRS	7 - Year Property
10556.72	4919.49	4483.61	0	0	0	0	0	0	0	0	0	0	0	0	0	0	15-Year Property	MACRS Re	ADR Regular	MACRS	15 - Year F JCA 50% E
10556.72	9838.98	8967.23	0	0	0	0	0	0	0	0	0	0	0	0	0	0	15-Year Property	MACRS Re	ADR Regular	MACRS	15 - Year Property
217325.11	120979.5	120979.5	0	0	0	18089.85	18089.85	0	0	0	0	0	0	0	0	0	7-Year Property	MACRS Re	ADR Regular	MACRS	7 - Year Pr JCA 50% E
217325.11	241958.99	241958.99	0	0	0	36179.7	36179.7	0	0	0	0	0	0	0	0	0	7-Year Property	MACRS Re	ADR Regular	MACRS	7 - Year Property
403515.41	-227.13	-227.13	0	0	0	0	0	0	0	0	0	0	0	0	0	0	7-Year Property	MACRS Re	ADR Regular	MACRS	7 - Year Pr JCA 50% E
403515.41	-454.27	-454.27	0	0	0	0	0	0	0	0	0	0	0	0	0	0	7-Year Property	MACRS Re	ADR Regular	MACRS	7 - Year Property
2960.84	829.26	497.32	0	0	0	1.46	1.46	0	0	0	0	0	0	0	0	0	15-Year Property	Tax Expen	Tax Expense Retire La	MACRS	15 - Year F JCA 50% E
2960.84	2242.12	1785.01	0	0	0	2.91	2.91	0	0	0	0	0	0	0	0	0	15-Year Property	Tax Expen	Tax Expense Retire La	MACRS	15 - Year Property
0	0.01	0.01	0	0	0	0	0	0	0	0	0	0	0	0	0	0	5-Year Property	MACRS Re	MACRS Regular	MACRS	5 - Year Pr JCA 50% E
0	0	0	0	0	0	0	0	0	0	0	0	0	0	0	0	0	5-Year Property	MACRS Re	MACRS Regular	MACRS	5 - Year Property
0	0.01	0.01	0	0	0	0	0	0	0	0	0	0	0	0	0	0	5-Year Property	MACRS Re	ADR Regular	MACRS	5 - Year Pr JCA 50% E
0	0	0	0	0	0	0	0	0	0	0	0	0	0	0	0	0	5-Year Property	MACRS Re	ADR Regular	MACRS	5 - Year Property
0	0	0	0	0	0	0	0	0	0	0	0	0	0	0	0	0	7-Year Property	MACRS Re	ADR Regular	MACRS	7 - Year Pr JCA 50% E
0	0	0	0	0	0	0	0	0	0	0	0	0	0	0	0	0	7-Year Property	MACRS Re	ADR Regular	MACRS	7 - Year Property
3160.71	1495.02	1495.02	0	0	0	0	0	0	0	0	0	0	0	0	0	0	7-Year Property	MACRS Re	ADR Regular	MACRS	7 - Year Pr JCA 50% E
3160.71	2990.03	2990.03	0	0	0	0	0	0	0	0	0	0	0	0	0	0	7-Year Property	MACRS Re	ADR Regular	MACRS	7 - Year Property
18730.26	-741.2	-741.2	0	-0.36	-0.17	-5.78	-6.32	-0.54	0	0	0	0	0	0	0	0	15-Year Property	Tax Expen	Tax Expense Retire La	MACRS	15 - Year F JCA 50% E
18730.26	346.14	-494.38	0	0.17	0.08	2.69	2.94	0.25	0	0	0	0	0	0	0	0	15-Year Property	Tax Expen	Tax Expense Retire La	MACRS	15 - Year Property
11804.56	-467.13	-467.13	0	-0.23	-0.11	-3.63	-3.97	-0.34	0	0	0	0	0	0	0	0	15-Year Property	Tax Expen	Tax Expense Retire La	MACRS	15 - Year F JCA 50% E
11804.56	218.14	-311.6	0	0.11	0.05	1.7	1.86	0.16	0	0	0	0	0	0	0	0	15-Year Property	Tax Expen	Tax Expense Retire La	MACRS	15 - Year Property
129.36	0.87	0.78	0	0	0	0.02	0.02	0	0	0	0	0	0	0	0	0	15-Year Property	Tax Expen	Tax Expense Retire La	MACRS	15 - Year F JCA 50% E
129.36	1.74	1.56	0	0	0	0.04	0.04	0	0	0	0	0	0	0	0	0	15-Year Property	Tax Expen	Tax Expense Retire La	MACRS	15 - Year Property
3239352.89	1067467.76	951044.27	0	523.92	249.28	10941.87	11715.07	773.2	0	0	0	0	0	0	0	0	15-Year Property	Tax Expen	Tax Expense Retire La	MACRS	15 - Year F JCA 50% E
3239352.89	2184260.04	1968888.79	0	1072.12	510.11	22267.4	23849.62	1582.22	0	0	0	0	0	0	0	0	15-Year Property	Tax Expen	Tax Expense Retire La	MACRS	15 - Year Property
135845.77	897.98	818.41	0	0.44	0.21	6.99	7.64	0.65	0	0	0	0	0	0	0	0	15-Year Property	Tax Expen	Tax Expense Retire La	MACRS	15 - Year F JCA 50% E
135845.77	1795.96	1636.83	0	0.88	0.42	13.98	15.28	1.3	0	0	0	0	0	0	0	0	15-Year Property	Tax Expen	Tax Expense Retire La	MACRS	15 - Year Property
1211363.87	-34988.52	-34988.52	0	-23.59	-11.22	12574.75	12539.94	-34.81	0	0	0	0	0	0	0	0	15-Year Property	Tax Expen	Tax Expense Retire La	MACRS	15 - Year F JCA 50% E
1211363.87	48280.83	-8373.26	0	11.01	5.24	26069.34	26085.6	16.26	0	0	0	0	0	0	0	0	15-Year Property	Tax Expen	Tax Expense Retire La	MACRS	15 - Year Property
-0.01	0	0	0	0	0	0	0	0	0	0	0	0	0	0	0	0	15-Year Property	Tax Expen	Tax Expense Retire La	MACRS	15 - Year F JCA 50% E
-0.01	0	0	0	0	0	0	0	0	0	0	0	0	0	0	0	0	15-Year Property	Tax Expen	Tax Expense Retire La	MACRS	15 - Year Property
202487.85	89145.6	81247.28	0	0	0	0	0	0	0	0	0	0	0	0	0	0	15-Year Property	Tax Expen	Tax Expense Retire La	MACRS	15 - Year F JCA 50% E
202487.85	178291.21	162494.59	0	0	0	0	0	0	0	0	0	0	0	0	0	0	15-Year Property	Tax Expen	Tax Expense Retire La	MACRS	15 - Year Property
2571330.45	438438.11	320751.59	0	538.08	0	982.76	1520.84	538.08	0	0	0	0	0	0	0	0	15-Year Property	Tax Expen	Tax Expense Retire La	MACRS	15 - Year F JCA 50% E
2571330.45	1054886.78	882582.93	0	1295.03	0	2041.82	3336.85	1295.03	0	0	0	0	0	0	0	0	15-Year Property	Tax Expen	Tax Expense Retire La	MACRS	15 - Year Property
-52582.09	-15372.06	-14010.09	0	0	0	0	0	0	0	0	0	0	0	0	0	0	15-Year Property	Tax Expen	Tax Expense Retire La	MACRS	15 - Year F JCA 50% E
-52582.09	-30744.12	-28020.19	0	0	0	0	0	0	0	0	0	0	0	0	0	0	15-Year Property	Tax Expen	Tax Expense Retire La	MACRS	15 - Year Property
206330.02	104995.12	104995.12	0	123.1	0	4916.8	5039.9	123.1	0	0	0	0	0	0	0	0	15-Year Property	Tax Expen	Tax Expense Retire La	MACRS	15 - Year F JCA 50% E
206330.02	182136.32	178335.54	0	212.63	0	9264.14	9476.77	212.63	0	0	0	0	0	0	0	0	15-Year Property	Tax Expen	Tax Expense Retire La	MACRS	15 - Year Property
3259591.06	1109965.83	935167.56	0	0	1042.85	97548.63	98591.48	1042.85	0	0	0	0	0	0	0	0	15-Year Property	Tax Expen	Tax Expense Retire La	MACRS	15 - Year F JCA 50% E
3259591.06	2392555.91	2104120.12	0	0	2249.17	209015.36	211264.53	2249.17	0	0	0	0	0	0	0	0	15-Year Property	Tax Expen	Tax Expense Retire La	MACRS	15 - Year Property
51364.08	55614.33	55614.33	0	0	0	30985.36	30985.36	0	0	0	0	0	0	0	0	0	7-Year Property	MACRS Re	ADR Regular	MACRS	7 - Year Pr JCA 50% E
51364.08	111228.64	111228.64	0	0	0	61970.73	61970.73	0	0	0	0	0	0	0	0	0	7-Year Property	MACRS Re	ADR Regular	MACRS	7 - Year Property
11069.3	5217.55	5217.55	0	0	0	0	0	0	0	0	0	0	0	0	0	0	7-Year Property	MACRS Re	ADR Regular	MACRS	7 - Year Pr JCA 50% E
11069.3	10435.09	10435.09	0	0	0	0	0	0	0	0	0	0	0	0	0	0	7-Year Property	MACRS Re	ADR Regular	MACRS	7 - Year Property
16786.3	7911.69	7911.69	0	3121.37	0	0	0	0	0	0	0	0	0	0	0	0	7-Year Property	MACRS Re	ADR Regular	MACRS	7 - Year Pr JCA 50% E
16786.3	15823.38	15823.38	0	6242.74	0	0	0	0	0	0	0	0	0	0	0	0	7-Year Property	MACRS Re	ADR Regular	MACRS	7 - Year Property
0	0	0	0	0	0	0	0	0	0	0	0	0	0	0	0	0	15-Year Property	Tax Expen	Tax Expense Retire La	MACRS	15 - Year F JCA 50% E
0	0	0	0	0	0	0	0	0	0	0	0	0	0	0	0	0	15-Year Property	Tax Expen	Tax Expense Retire La	MACRS	15 - Year Property
-0.41	0	0	0	0	0	0	0	0	0	0	0	0	0	0	0	0	15-Year Property	Tax Expen	Tax Expense Retire La	MACRS	15 - Year F JCA 50% E
-0.41	-0.12	-0.12	0	0	0	0	0	0	0	0	0	0	0	0	0	0	15-Year Property	Tax Expen	Tax Expense Retire La	MACRS	15 - Year Property
0	0	0	0	0	0	0	0	0	0	0	0	0	0	0	0	0	15-Year Property	Tax Expen	Tax Expense Retire La	MACRS	15 - Year F JCA 50% E
0	0	0	0	0	0	0	0	0	0	0	0	0	0	0	0	0	15-Year Property	Tax Expen	Tax Expense Retire La	MACRS	15 - Year Property
179681.91	48796.61	42845.86	0	86.41	153.57	15153.23	15393.21	239.98	0	0	0	0	0	0	0	0	15-Year Property	Tax Expen	Tax Expense Retire La	MACRS	15 - Year F JCA 50% E
179681.91	101267.6	90667.95	0	179.45	318.92	31400.85	31899.22	498.37	0	0	0	0	0	0	0	0	15-Year Property	Tax Expen	Tax Expense Retire La	MACRS	15 - Year Property
78472.5	1437.94	1437.94	0	-27.36	-48.62	12089.53	12013.55	-75.98	0	0	0	0	0	0	0	0	15-Year Property	Tax Expen	Tax Expense Retire La	MACRS	15 - Year F JCA 50% E
78472.5	-13731.58	-13731.58	0	-24.76	-44.01	-4089.68	-4158.46	-68.78	0	0	0	0	0	0	0	0	15-Year Property	Tax Expen	Tax Expense Retire La	MACRS	15 - Year Property
15813.79	-351.4	-320.25	0	-0.63	-1.13	-104.66	-106.42	-1.76	0	0	0	0	0	0	0	0	15-Year Property	Tax Expen	Tax Expense Retire La	MACRS	15 - Year F JCA 50% E
15813.79	-702.8	-640.57	0	-1.27	-2.25	-209.32	-212.84	-3.52	0	0	0	0	0	0	0	0	15-Year Property	Tax Expen	Tax Expense Retire La	MACRS	15 - Year Property
12614.2	6046.45	5510.74	0	0	0	0	0	0	0	0	0	0	0	0	0	0	15-Year Property	Tax Expen	Tax Expense Retire La	MACRS	15 - Year F JCA 50% E
12614.2	12092.91	11021.47	0	0	0	0	0	0	0	0	0	0	0	0	0	0	15-Year Property	Tax Expen	Tax Expense Retire La	MACRS	15 - Year Property
48466.33	55826.4	55826.4	0	110.11	0	5272.59	5382.7	110.11	0	0	0	0	0	0	0	0	15-Year Property	Tax Expen	Tax Expense Retire La	MACRS	15 - Year F JCA 50% E
48466.33	85964.29	85964.29	0	169.11	0	8317.48	8486.59	169.11	0	0	0	0	0	0	0	0	15-Year Property	Tax Expen	Tax Expense Retire La	MACRS	15 - Year Property
601151.37	72732.65	188.04	0	158.07	0	155.3	313.37	158.07	0	0	0	0	0	0	0	0	15-Year Property	Tax Expen	Tax Expense Retire La	MACRS	15 - Year F JCA 50% E
601151.37	294710.08	202498.26	0	640.49	0	629.27	1269.76	640.49	0	0	0	0	0	0	0	0	15-Year Property	Tax Expen	Tax Expense Retire La	MACRS	15 - Year Property
-5030.09	-2040.36	-1859.59	0	0	0	0	0	0	0	0	0	0	0	0	0	0	15-Year Property	Tax Expen	Tax Expense Retire La	MACRS	15 - Year F JCA 50% E
-5030.09	-4080.72	-3719.16	0	0	0	0	0	0	0	0	0	0	0	0	0	0	15-Year Property	Tax Expen	Tax Expense Retire La	MACRS	15 - Year Property
809324.7	239812.5	157250.31	0	0	0	47501.99	47501.99	0	0	0	0	0	0	0	0	0	15-Year Property	Tax Expen	Tax Expense Retire La	MACRS	15 - Year F JCA 50% E
809324.7	618064.43	501989.07	0	0	0	122013.95	122013.95	0	0	0	0	0	0	0	0	0	15-Year Property	Tax Expen	Tax Expense Retire La	MACRS	15 - Year Property
0	0.02	0.02	0	0	0	0	0	0	0	0	0	0	0	0	0	0	7-Year Property	MACRS Re	ADR Regular	MACRS	7 - Year Pr JCA 50% E
0	0	0	0	0	0	0	0	0	0	0	0	0	0	0	0	0	7-Year Property	MACRS Re	ADR Regular	MACRS	7 - Year Property
0	0	0	0	0	0	0	0	0	0	0	0	0	0	0	0	0	7-Year Property	MACRS Re	ADR Regular	MACRS	7 - Year Pr JCA 50% E
0	0	0	0	0	0	0	0	0	0	0	0	0	0	0	0	0	7-Year Property	MACRS Re	ADR Regular	MACRS	7 - Year Property
284853.24	267307.4	0	0	0	0	0	0	0	0	0	0	0	0	0	0	0	NON-Depreciable	MACRS Re	ADR Regular	MACRS	Class Life
0	0	0	0	0	0	0	0	0	0	0	0	0	0	0	0	0	Non-Residential Real I	MACRS Re	ADR Regular	MACRS	Non - Residential Real
0	0	0	0	0	0	0	0	0	0	0	0	0	0	0	0	0	Non-Residential Real I	MACRS Re	ADR Regular	MACRS	Non - Residential Real
0	0	0	0	0	0	0	0	0	0	0	0	0	0	0	0	0	Non-Residential Real I	MACRS Re	ADR Regular	MACRS	Non - Residential Real
273.59	260.89	87.25	0	0	0	0	0	0	0	0	0	0	0	0	0	0 2235	Non-Residential Real I	MACRS Re	ADR Regular	MACRS	Non - Residential Real
0	0	0	0	0	0	0	0	0	0	0	0	0	0	0	0	0	Non-Residential Real I	MACRS Re	ADR Regular	MACRS	Non - Residential Real
0	0	0	0	0	0	0	0	0	0	0	0	0	0	0	0	0	Non-Residential Real I	MACRS Re	ADR Regular	MACRS	Non - Residential Real
0	0	0	0	0	0	0	0	0	0	0	0	0	0	0	0	0	Non-Residential Real I	MACRS Re	ADR Regular	MACRS	Non - Residential Real
0	0	0	0	0	0	0	0	0	0	0	0	0	0	0	0	0	Non-Residential Real I	MACRS Re	ADR Regular	MACRS	Non - Residential Real
0	0	0	0	0	0	0	0	0	0	0	0	0	0	0	0	0 2235	Non-Residential Real I	MACRS Re	ADR Regular	MACRS	Non - Residential Real
0	0	0	0	0	0	0	0	0	0	0	0	0	0	0	0	0	Non-Residential Real I	MACRS Re	ADR Regular	MACRS	Non - Residential Real
10306.52	9839.77	9839.77	0	0	0	0	0	0	0	0	0	0	0	0	0	0 2235	Non-Residential Real I	MACRS Re	ADR Regular	MACRS	Non - Residential Real
102327.63	97694.43	33920.5	0	0	0	0	0	0	0	0	0	0	0	0	0	0 2235	Non-Residential Real I	MACRS Re	ADR Regular	MACRS	Non - Residential Real
22.11	20.84	7.21	0	0	0	0	0	0	0	0	0	0	0	0	0	0 2235	Non-Residential Real I	MACRS Re	ADR Regular	MACRS	Non - Residential Real
0	0	0	0	0	0	0	0	0	0	0	0	0	0	0	0	0 -1	NON-Depreciable	MACRS Re	ADR Regular	MACRS	Class Life
311483.96	231261.55	0	0	0	0	0	0	0	0	0	0	0	0	0	0	0	NON-Depreciable	MACRS Re	ADR Regular	MACRS	Class Life
86766.03	4007.41	143.7	0	1.06	0.5	1871.55	1873.11	1.56	0	0	0	0	0	0	0	0	15-Year Property	Tax Expen	Tax Expense Retire La	MACRS	15 - Year Property

564.61	382.06	344.65	0	0.19	0.08	3.87	4.14	0.27	0	0	0	0	0	0	0	0		15-Year Property	Tax Expen	Tax Expense Retire La	MACRS	15 - Year Property
278848.48	245526.52	223772.86	0	0	0	0	0	0	0	0	0	0	0	0	0	0		15-Year Property	Tax Expen	Tax Expense Retire La	MACRS	15 - Year Property
602	602	247.4	0	0	0	0	0	0	0	0	0	0	0	0	0	0		Non-Residential Real I	MACRS Re	ADR Regular	MACRS	Non - Residential Real
1838.72	1780.09	599.03	0	0	0	0	0	0	0	0	0	0	0	0	0	0		Non-Residential Real I	MACRS Re	ADR Regular	MACRS	Non - Residential Real
37354.23	36165.36	36165.36	0	0	0	0	0	0	0	0	0	0	0	0	0	0		Non-Residential Real I	MACRS Re	ADR Regular	MACRS	Non - Residential Real
0	0	0	0	0	0	0	0	0	0	0	0	0	0	0	0	0		Non-Residential Real I	MACRS Re	MACRS Regular	MACRS	Non - Residential Real
120.45	-18.51	-18.51	0	-0.03	-0.06	-5.51	-5.6	-0.09	0	0	0	0	0	0	0	0		15-Year Property	Tax Expen	Tax Expense Retire La	MACRS	15 - Year Property
34.74	32.91	29.97	0	0	0	0	0	0	0	0	0	0	0	0	0	0		15-Year Property	Tax Expen	Tax Expense Retire La	MACRS	15 - Year Property
-207.52	-128.97	-105.49	0	0	0	0	0	0	0	0	0	0	0	0	0	0		15-Year Property	Tax Expen	Tax Expense Retire La	MACRS	15 - Year Property
182.03	173.71	173.71	0	0	0	0	0	0	0	0	0	0	0	0	0	0		7-Year Property	MACRS Re	ADR Regular	MACRS	7 - Year Property
182.03	173.71	173.71	0	0	0	0	0	0	0	0	0	0	0	0	0	0		AMT - ALL Property	MACRS Re	ADR Regular	MACRS	7 - Year Property
9800.46	9449.08	9449.08	0	0	0	-0.25	-0.25	0	0	0	0	0	0	0	0	0	2235	Non-Residential Real I	MACRS Re	ADR Regular	MACRS	Non - Residential Real
2946219.77	0	0	0	0	0	0	0	0	0	0	0	0	0	0	0	0		15-Year Property	Tax Expen	Tax Expense Retire La	MACRS	15 - Year F JCA 100%
2946219.77	2342818.9	1997018.87	0	4090.07	2229.05	24273.72	30592.84	6319.12	0	0	0	0	0	0	0	0		15-Year Property	Tax Expen	Tax Expense Retire La	MACRS	15 - Year Property
2374576.41	0	0	0	0	0	0	0	0	0	0	0	0	0	0	0	0		15-Year Property	Tax Expen	Tax Expense Retire La	MACRS	15 - Year F JCA 100%
2374576.41	697109.17	594215.85	0	822.55	658.23	12452.11	13932.88	1480.77	0	0	0	0	0	0	0	0		15-Year Property	Tax Expen	Tax Expense Retire La	MACRS	15 - Year Property
581891.54	0	0	0	0	0	0	0	0	0	0	0	0	0	0	0	0		15-Year Property	Tax Expen	Tax Expense Retire La	MACRS	15 - Year F JCA 100%
581891.54	128546.35	109572.89	0	151.74	121.42	2246.75	2519.9	273.15	0	0	0	0	0	0	0	0		15-Year Property	Tax Expen	Tax Expense Retire La	MACRS	15 - Year Property
81169.68	0	0	0	0	0	0	0	0	0	0	0	0	0	0	0	0		15-Year Property	Tax Expen	Tax Expense Retire La	MACRS	15 - Year F JCA 100%
81169.68	39475.68	33649.07	0	0	0	0	0	0	0	0	0	0	0	0	0	0		15-Year Property	Tax Expen	Tax Expense Retire La	MACRS	15 - Year Property
645423.89	0	0	0	0	0	0	0	0	0	0	0	0	0	0	0	0		15-Year Property	Tax Expen	Tax Expense Retire La	MACRS	15 - Year F JCA 100%
645423.89	606341.89	516845.83	0	0	0	0	0	0	0	0	0	0	0	0	0	0		15-Year Property	Tax Expen	Tax Expense Retire La	MACRS	15 - Year Property
5790	0	0	0	0	0	0	0	0	0	0	0	0	0	0	0	0		15-Year Property	Tax Expen	Tax Expense Retire La	MACRS	15 - Year F JCA 100%
5790	5626	4795.59	0	0	0	0	0	0	0	0	0	0	0	0	0	0		15-Year Property	Tax Expen	Tax Expense Retire La	MACRS	15 - Year Property
18872	0	0	0	0	0	0	0	0	0	0	0	0	0	0	0	0		20-Year Property	Tax Expen	Tax Expense Retire La	MACRS	20 - Year F JCA 100%
18872	18340	12203.24	0	0	0	0	0	0	0	0	0	0	0	0	0	0		15-Year Property	Tax Expen	Tax Expense Retire La	MACRS	15 - Year Property
203247.49	0	0	0	0	0	0	0	0	0	0	0	0	0	0	0	0		15-Year Property	Tax Expen	Tax Expense Retire La	MACRS	15 - Year F JCA 100%
203247.49	212194	180874.2	0	2981.02	0	14944.91	17925.93	2981.02	0	0	0	0	0	0	0	0		15-Year Property	Tax Expen	Tax Expense Retire La	MACRS	15 - Year Property
472971.29	0	0	0	0	0	0	0	0	0	0	0	0	0	0	0	0		15-Year Property	Tax Expen	Tax Expense Retire La	MACRS	15 - Year F JCA 100%
472971.29	708433	603868.31	0	9388.56	0	87208.15	96596.71	9388.56	0	0	0	0	0	0	0	0		15-Year Property	Tax Expen	Tax Expense Retire La	MACRS	15 - Year Property
253152.11	0	0	0	0	0	0	0	0	0	0	0	0	0	0	0	0		15-Year Property	Tax Expen	Tax Expense Retire La	MACRS	15 - Year F JCA 100%
253152.11	271008	231007.2	0	3827.75	0	17732.02	21559.77	3827.75	0	0	0	0	0	0	0	0		15-Year Property	Tax Expen	Tax Expense Retire La	MACRS	15 - Year Property
222913.85	0	0	0	0	0	0	0	0	0	0	0	0	0	0	0	0		20-Year Property	Tax Expen	Tax Expense Retire La	MACRS	20 - Year F JCA 100%
222913.85	232725	154852.89	0	3269.45	0	16390.87	19660.32	3269.45	0	0	0	0	0	0	0	0		15-Year Property	Tax Expen	Tax Expense Retire La	MACRS	15 - Year Property
1299052.9	0	0	0	0	0	0	0	0	0	0	0	0	0	0	0	0		20-Year Property	Tax Expen	Tax Expense Retire La	MACRS	20 - Year F JCA 100%
1299052.9	1945767	1294693.9	0	25786.4	0	239523.66	265310.06	25786.4	0	0	0	0	0	0	0	0		15-Year Property	Tax Expen	Tax Expense Retire La	MACRS	15 - Year Property
709978.64	0	0	0	0	0	0	0	0	0	0	0	0	0	0	0	0		20-Year Property	Tax Expen	Tax Expense Retire La	MACRS	20 - Year F JCA 100%
709978.64	760056	505733.67	0	10735.13	0	49730.38	60465.51	10735.13	0	0	0	0	0	0	0	0		15-Year Property	Tax Expen	Tax Expense Retire La	MACRS	15 - Year Property
546140.18	0	0	0	0	0	0	0	0	0	0	0	0	0	0	0	0		15-Year Property	Tax Expen	Tax Expense Retire La	MACRS	15 - Year F JCA 100%
546140.18	711973	606885.78	0	4058.66	19512.82	356538.68	380110.16	23571.48	0	0	0	0	0	0	0	0		15-Year Property	Tax Expen	Tax Expense Retire La	MACRS	15 - Year Property
0	0	0	0	0	0	0	0	0	0	0	0	0	0	0	0	0		15-Year Property	Tax Expen	Tax Expense Retire La	MACRS	15 - Year F JCA 100%
0	0	0	0	0	0	0	0	0	0	0	0	0	0	0	0	0		15-Year Property	Tax Expen	Tax Expense Retire La	MACRS	15 - Year Property
1492423.67	0	0	0	0	0	0	0	0	0	0	0	0	0	0	0	0		20-Year Property	Tax Expen	Tax Expense Retire La	MACRS	20 - Year F JCA 100%
1492423.67	1822852	1212907.52	0	11825	53364.84	850788.57	915978.41	65189.84	0	0	0	0	0	0	0	0		15-Year Property	Tax Expen	Tax Expense Retire La	MACRS	15 - Year Property
0	0	0	0	0	0	0	0	0	0	0	0	0	0	0	0	0		20-Year Property	Tax Expen	Tax Expense Retire La	MACRS	20 - Year F JCA 100%
0	0	0	0	0	0	0	0	0	0	0	0	0	0	0	0	0		15-Year Property	Tax Expen	Tax Expense Retire La	MACRS	15 - Year Property
-2382.86	0	0	0	0	0	0	0	0	0	0	0	0	0	0	0	0		5-Year Property	MACRS Re	ADR Regular	MACRS	5 - Year Pr JCA 100%
-2382.86	-2224.86	-2224.86	0	0	0	0	0	0	0	0	0	0	0	0	0	0		5-Year Property	MACRS Re	ADR Regular	MACRS	5 - Year Property
0	0.01	0	0	0	0	0	0	0	0	0	0	0	0	0	0	0		5-Year Property	MACRS Re	ADR Regular	MACRS	5 - Year Pr JCA 100%
0	0.01	0.01	0	0	0	0	0	0	0	0	0	0	0	0	0	0		5-Year Property	MACRS Re	ADR Regular	MACRS	5 - Year Property
143933.29	0	0	0	0	0	0	0	0	0	0	0	0	0	0	0	0		7-Year Property	MACRS Re	ADR Regular	MACRS	7 - Year Pr JCA 100%
143933.29	142083.17	142083.17	0	2698.91	0	4920.74	4920.74	0	0	0	0	0	0	0	0	0		7-Year Property	MACRS Re	ADR Regular	MACRS	7 - Year Property
262471.69	0	0	0	0	0	0	0	0	0	0	0	0	0	0	0	0		7-Year Property	MACRS Re	ADR Regular	MACRS	7 - Year Pr JCA 100%
262471.69	295361.15	295361.15	0	0	0	45785.35	45785.35	0	0	0	0	0	0	0	0	0		7-Year Property	MACRS Re	ADR Regular	MACRS	7 - Year Property
861264	0	0	0	0	0	0	0	0	0	0	0	0	0	0	0	0		7-Year Property	MACRS Re	ADR Regular	MACRS	7 - Year Pr JCA 100%
861264	40274	40274	0	0	0	0	0	0	0	0	0	0	0	0	0	0		7-Year Property	MACRS Re	ADR Regular	MACRS	7 - Year Property
2042035.92	0	0	0	0	0	0	0	0	0	0	0	0	0	0	0	0		15-Year Property	Tax Expen	Tax Expense Retire La	MACRS	15 - Year F JCA 100%
2042035.92	2047697	1745456.9	0	0	0	2104.74	2104.74	0	0	0	0	0	0	0	0	0		15-Year Property	Tax Expen	Tax Expense Retire La	MACRS	15 - Year Property
0	0	0	0	0	0	0	0	0	0	0	0	0	0	0	0	0		15-Year Property	Tax Expen	Tax Expense Retire La	MACRS	15 - Year F JCA 100%
0	0	0	0	0	0	0	0	0	0	0	0	0	0	0	0	0		15-Year Property	Tax Expen	Tax Expense Retire La	MACRS	15 - Year Property
44805.27	0	0	0	0	0	0	0	0	0	0	0	0	0	0	0	0		15-Year Property	Tax Expen	Tax Expense Retire La	MACRS	15 - Year F JCA 100%
44805.27	592.27	504.82	0	0	0	0	0	0	0	0	0	0	0	0	0	0		15-Year Property	Tax Expen	Tax Expense Retire La	MACRS	15 - Year Property
0	0	0	0	0	0	0	0	0	0	0	0	0	0	0	0	0		5-Year Property	MACRS Re	ADR Regular	MACRS	5 - Year Pr JCA 100%
0	0	0	0	0	0	0	0	0	0	0	0	0	0	0	0	0		5-Year Property	MACRS Re	ADR Regular	MACRS	5 - Year Property
0	0	0	0	0	0	0	0	0	0	0	0	0	0	0	0	0		5-Year Property	MACRS Re	MACRS Regular	MACRS	5 - Year Pr JCA 100%
0	0	0	0	0	0	0	0	0	0	0	0	0	0	0	0	0		5-Year Property	MACRS Re	MACRS Regular	MACRS	5 - Year Property
-0.03	0	0	0	0	0	0	0	0	0	0	0	0	0	0	0	0		7-Year Property	MACRS Re	MACRS Re	JCA 100%	MACRS	7 - Year Pr JCA 100%
-0.03	-2.24	-2.24	0	0	0	0	0	0	0	0	0	0	0	0	0	0			MACRS Re	MACRS Regular	MACRS	7 - Year Property
50141.97	0	0	0	0	0	0	0	0	0	0	0	0	0	0	0	0		15-Year Property	Tax Expen	Tax Expense Retire La	MACRS	15 - Year F JCA 100%
50141.97	10570.86	9010.6	0	0.82	9.4	17.91	28.13	10.22	0	0	0	0	0	0	0	0		15-Year Property	Tax Expen	Tax Expense Retire La	MACRS	15 - Year Property
6969.83	0	0	0	0	0	0	0	0	0	0	0	0	0	0	0	0		15-Year Property	Tax Expen	Tax Expense Retire La	MACRS	15 - Year F JCA 100%
6969.83	30948.48	26380.5	0	2.44	27.5	52.44	82.38	29.94	0	0	0	0	0	0	0	0		15-Year Property	Tax Expen	Tax Expense Retire La	MACRS	15 - Year Property
225290.12	0	0	0	0	0	0	0	0	0	0	0	0	0	0	0	0		15-Year Property	Tax Expen	Tax Expense Retire La	MACRS	15 - Year F JCA 100%
225290.12	1000367.47	852713.24	0	78.12	889.74	1695.46	2663.32	967.86	0	0	0	0	0	0	0	0		15-Year Property	Tax Expen	Tax Expense Retire La	MACRS	15 - Year Property
1351557.64	0	0	0	0	0	0	0	0	0	0	0	0	0	0	0	0		15-Year Property	Tax Expen	Tax Expense Retire La	MACRS	15 - Year F JCA 100%
1351557.64	284938.45	242881.55	0	22.25	253.42	487.74	763.41	275.67	0	0	0	0	0	0	0	0		15-Year Property	Tax Expen	Tax Expense Retire La	MACRS	15 - Year Property
4777562.04	0	0	0	0	0	0	0	0	0	0	0	0	0	0	0	0		15-Year Property	Tax Expen	Tax Expense Retire La	MACRS	15 - Year F JCA 100%
4777562.04	2787326	2375916.67	0	217.6	2478.42	5434.64	8130.65	2696.01	0	0	0	0	0	0	0	0		15-Year Property	Tax Expen	Tax Expense Retire La	MACRS	15 - Year Property
72545.67	0	0	0	0	0	0	0	0	0	0	0	0	0	0	0	0		15-Year Property	Tax Expen	Tax Expense Retire La	MACRS	15 - Year F JCA 100%
72545.67	67354.67	57413.13	0	0	0	0	0	0	0	0	0	0	0	0	0	0		15-Year Property	Tax Expen	Tax Expense Retire La	MACRS	15 - Year Property
-152.59	0	0	0	0	0	0	0	0	0	0	0	0	0	0	0	0		15-Year Property	Tax Expen	Tax Expense Retire La	MACRS	15 - Year F JCA 100%
-152.59	11.41	9.7	0	0	0	0	0	0	0	0	0	0	0	0	0	0		15-Year Property	Tax Expen	Tax Expense Retire La	MACRS	15 - Year Property
30640	0	0	0	0	0	0	0	0	0	0	0	0	0	0	0	0		20-Year Property	Tax Expen	Tax Expense Retire La	MACRS	20 - Year F JCA 100%
30640	28539	18989.55	0	0	0	0	0	0	0	0	0	0	0	0	0	0		15-Year Property	Tax Expen	Tax Expense Retire La	MACRS	15 - Year Property
89773.61	0	0	0	0	0	0	0	0	0	0	0	0	0	0	0	0		15-Year Property	Tax Expen	Tax Expense Retire La	MACRS	15 - Year F JCA 100%
89773.61	113128	96430.28	0	1261.76	0	2993.05	4254.81	1261.76	0	0	0	0	0	0	0	0		15-Year Property	Tax Expen	Tax Expense Retire La	MACRS	15 - Year Property
533818.68	0	0	0	0	0	0	0	0	0	0	0	0	0	0	0	0		15-Year Property	Tax Expen	Tax Expense Retire La	MACRS	15 - Year F JCA 100%
533818.68	546780	466075.27	0	6089.96	0	15208.45	21298.41	6089.96	0	0	0	0	0	0	0	0		15-Year Property	Tax Expen	Tax Expense Retire La	MACRS	15 - Year Property
247665.66	0	0	0	0	0	0	0	0	0	0	0	0	0	0	0	0		15-Year Property	Tax Expen	Tax Expense Retire La	MACRS	15 - Year F JCA 100%
247665.66	246989	210533.41	0	2745.54	0	7340.57	10086.11	2745.54	0	0	0	0	0	0	0	0		15-Year Property	Tax Expen	Tax Expense Retire La	MACRS	15 - Year Property
122644.08	0	0	0	0	0	0	0	0	0	0	0	0	0	0	0	0		20-Year Property	Tax Expen	Tax Expense Retire La	MACRS	20 - Year F JCA 100%
122644.08	154550	102836.02	0	1723.75	0	4088.89	5812.64	1723.75	0	0	0	0	0	0	0	0		15-Year Property	Tax Expen	Tax Expense Retire La	MACRS	15 - Year Property

1427823.6	0	0	0	0	0	0	0	0	0	0	0	0	0	0	0	0	20-Year Property	Tax Expen	Tax Expense Retire La	MACRS	20 - Year F JCA 100%
1427823.6	1462495	973129.55	0	16289.08	0	40678.62	56967.7	16289.08	0	0	0	0	0	0	0	0	15-Year Property	Tax Expen	Tax Expense Retire La	MACRS	15 - Year Property
613374.57	0	0	0	0	0	0	0	0	0	0	0	0	0	0	0	0	20-Year Property	Tax Expen	Tax Expense Retire La	MACRS	20 - Year F JCA 100%
613374.57	611700	407019.05	0	6799.68	0	18179.94	24979.62	6799.68	0	0	0	0	0	0	0	0	15-Year Property	Tax Expen	Tax Expense Retire La	MACRS	15 - Year Property
932469.46	0	0	0	0	0	0	0	0	0	0	0	0	0	0	0	0	15-Year Property	Tax Expen	Tax Expense Retire La	MACRS	15 - Year F JCA 100%
932469.46	532685	454060.69	0	0	8359.15	63440.72	71799.87	8359.15	0	0	0	0	0	0	0	0	15-Year Property	Tax Expen	Tax Expense Retire La	MACRS	15 - Year Property
2627339.97	0	0	0	0	0	0	0	0	0	0	0	0	0	0	0	0	20-Year Property	Tax Expen	Tax Expense Retire La	MACRS	20 - Year F JCA 100%
2627339.97	1500901	998684.49	0	0	23552.87	178751.44	202304.31	23552.87	0	0	0	0	0	0	0	0	15-Year Property	Tax Expen	Tax Expense Retire La	MACRS	15 - Year Property
-1230.48	0	0	0	0	0	0	0	0	0	0	0	0	0	0	0	0	5-Year Property	MACRS Re	ADR Regular	MACRS	5 - Year Pr JCA 100%
-1230.48	-1174.48	-1174.48	0	0	0	0	0	0	0	0	0	0	0	0	0	0	5-Year Property	MACRS Re	ADR Regular	MACRS	5 - Year Property
89847.09	0	0	0	0	0	0	0	0	0	0	0	0	0	0	0	0	5-Year Property	MACRS Re	ADR Regular	MACRS	5 - Year Pr JCA 100%
89847.09	84243.91	84243.91	0	27549.61	0	0	0	0	0	0	0	0	0	0	0	0	5-Year Property	MACRS Re	ADR Regular	MACRS	5 - Year Property
0	-0.01	0	0	0	0	0	0	0	0	0	0	0	0	0	0	0	5-Year Property	MACRS Re	ADR Regular	MACRS	5 - Year Pr JCA 100%
0	-0.01	-0.01	0	0	0	0	0	0	0	0	0	0	0	0	0	0	5-Year Property	MACRS Re	ADR Regular	MACRS	5 - Year Property
194380.06	0	0	0	0	0	0	0	0	0	0	0	0	0	0	0	0	7-Year Property	MACRS Re	ADR Regular	MACRS	7 - Year Pr JCA 100%
194380.06	195462.05	195462.05	0	0	0	8583.96	8583.96	0	0	0	0	0	0	0	0	0	7-Year Property	MACRS Re	ADR Regular	MACRS	7 - Year Property
6792.51	0	0	0	0	0	0	0	0	0	0	0	0	0	0	0	0	7-Year Property	MACRS Re	ADR Regular	MACRS	7 - Year Pr JCA 100%
6792.51	6550.51	6550.51	0	0	0	0	0	0	0	0	0	0	0	0	0	0	7-Year Property	MACRS Re	ADR Regular	MACRS	7 - Year Property
0	0	0	0	0	0	0	0	0	0	0	0	0	0	0	0	0	7-Year Property	MACRS Re	ADR Regular	MACRS	7 - Year Pr JCA 100%
0	0	0	0	0	0	0	0	0	0	0	0	0	0	0	0	0	7-Year Property	MACRS Re	ADR Regular	MACRS	7 - Year Property
105444.71	0	0	0	0	0	0	0	0	0	0	0	0	0	0	0	0	7-Year Property	MACRS Re	ADR Regular	MACRS	7 - Year Pr JCA 100%
105444.71	102946.81	102946.81	0	39726	0	2254.01	2254.01	0	0	0	0	0	0	0	0	0	7-Year Property	MACRS Re	ADR Regular	MACRS	7 - Year Property
584252	0	0	0	0	0	0	0	0	0	0	0	0	0	0	0	0	15-Year Property	Tax Expen	Tax Expense Retire La	MACRS	15 - Year F JCA 100%
584252	7199	6136.42	0	0	0	0	0	0	0	0	0	0	0	0	0	0	15-Year Property	Tax Expen	Tax Expense Retire La	MACRS	15 - Year Property
0.03	0.01	0	0	0	0	0	0	0	0	0	0	0	0	0	0	0	7-Year Property	MACRS Re	MACRS Re JCA 100%	MACRS	7 - Year Pr JCA 100%
0.03	0.01	0	0	0	0	0	0	0	0	0	0	0	0	0	0	0		MACRS Re	MACRS Regular	MACRS	7 - Year Property
168425.03	0	0	0	0	0	0	0	0	0	0	0	0	0	0	0	0	15-Year Property	Tax Expen	Tax Expense Retire La	MACRS	15 - Year F JCA 100%
168425.03	27064.12	23069.44	0	45.2	149.09	116.05	310.35	194.3	0	0	0	0	0	0	0	0	15-Year Property	Tax Expen	Tax Expense Retire La	MACRS	15 - Year Property
421840.35	0	0	0	0	0	0	0	0	0	0	0	0	0	0	0	0	15-Year Property	Tax Expen	Tax Expense Retire La	MACRS	15 - Year F JCA 100%
421840.35	239815.36	204418.63	0	517.88	1314.28	2262.12	4094.28	1832.16	0	0	0	0	0	0	0	0	15-Year Property	Tax Expen	Tax Expense Retire La	MACRS	15 - Year Property
249905.49	0	0	0	0	0	0	0	0	0	0	0	0	0	0	0	0	15-Year Property	Tax Expen	Tax Expense Retire La	MACRS	15 - Year F JCA 100%
249905.49	145417.44	123953.83	0	175.32	578.31	40890.23	41643.87	753.64	0	0	0	0	0	0	0	0	15-Year Property	Tax Expen	Tax Expense Retire La	MACRS	15 - Year Property
1154.48	0	0	0	0	0	0	0	0	0	0	0	0	0	0	0	0	15-Year Property	Tax Expen	Tax Expense Retire La	MACRS	15 - Year F JCA 100%
1154.48	185.32	157.95	0	0.31	1.02	0.6	1.93	1.33	0	0	0	0	0	0	0	0	15-Year Property	Tax Expen	Tax Expense Retire La	MACRS	15 - Year Property
25388.04	0	0	0	0	0	0	0	0	0	0	0	0	0	0	0	0	15-Year Property	Tax Expen	Tax Expense Retire La	MACRS	15 - Year F JCA 100%
25388.04	22818.04	19450.08	0	0	0	0	0	0	0	0	0	0	0	0	0	0	15-Year Property	Tax Expen	Tax Expense Retire La	MACRS	15 - Year Property
7094.93	0	0	0	0	0	0	0	0	0	0	0	0	0	0	0	0	15-Year Property	Tax Expen	Tax Expense Retire La	MACRS	15 - Year F JCA 100%
7094.93	6744.93	5749.39	0	0	0	0	0	0	0	0	0	0	0	0	0	0	15-Year Property	Tax Expen	Tax Expense Retire La	MACRS	15 - Year Property
4222.84	0	0	0	0	0	0	0	0	0	0	0	0	0	0	0	0	15-Year Property	Tax Expen	Tax Expense Retire La	MACRS	15 - Year F JCA 100%
4222.84	8752	7460.2	0	52.68	0	358.47	411.15	52.68	0	0	0	0	0	0	0	0	15-Year Property	Tax Expen	Tax Expense Retire La	MACRS	15 - Year Property
96337.74	0	0	0	0	0	0	0	0	0	0	0	0	0	0	0	0	15-Year Property	Tax Expen	Tax Expense Retire La	MACRS	15 - Year F JCA 100%
96337.74	92951	79231.43	0	580.78	0	431.07	1011.85	580.78	0	0	0	0	0	0	0	0	15-Year Property	Tax Expen	Tax Expense Retire La	MACRS	15 - Year Property
6117.17	0	0	0	0	0	0	0	0	0	0	0	0	0	0	0	0	15-Year Property	Tax Expen	Tax Expense Retire La	MACRS	15 - Year F JCA 100%
6117.17	31150	26552.29	0	36.6	0	25320.55	25357.15	36.6	0	0	0	0	0	0	0	0	15-Year Property	Tax Expen	Tax Expense Retire La	MACRS	15 - Year Property
-328	0	0	0	0	0	0	0	0	0	0	0	0	0	0	0	0	20-Year Property	Tax Expen	Tax Expense Retire La	MACRS	20 - Year F JCA 100%
-328	-648	-431.17	0	0	0	0	0	0	0	0	0	0	0	0	0	0	15-Year Property	Tax Expen	Tax Expense Retire La	MACRS	15 - Year Property
317714.32	0	0	0	0	0	0	0	0	0	0	0	0	0	0	0	0	20-Year Property	Tax Expen	Tax Expense Retire La	MACRS	20 - Year F JCA 100%
317714.32	306548	203973.98	0	1915.42	0	1421.64	3337.06	1915.42	0	0	0	0	0	0	0	0	15-Year Property	Tax Expen	Tax Expense Retire La	MACRS	15 - Year Property
26566.6	0	0	0	0	0	0	0	0	0	0	0	0	0	0	0	0	20-Year Property	Tax Expen	Tax Expense Retire La	MACRS	20 - Year F JCA 100%
26566.6	135281	90014.65	0	158.91	0	109964.37	110123.28	158.91	0	0	0	0	0	0	0	0	15-Year Property	Tax Expen	Tax Expense Retire La	MACRS	15 - Year Property
229267.82	0	0	0	0	0	0	0	0	0	0	0	0	0	0	0	0	15-Year Property	Tax Expen	Tax Expense Retire La	MACRS	15 - Year F JCA 100%
229267.82	257304	219325.96	0	2488.85	11234.87	93362.24	107085.96	13723.72	0	0	0	0	0	0	0	0	15-Year Property	Tax Expen	Tax Expense Retire La	MACRS	15 - Year Property
327620.27	0	0	0	0	0	0	0	0	0	0	0	0	0	0	0	0	20-Year Property	Tax Expen	Tax Expense Retire La	MACRS	20 - Year F JCA 100%
327620.27	367683	244652.62	0	3556.53	16054.44	133413.03	153023.99	19610.96	0	0	0	0	0	0	0	0	15-Year Property	Tax Expen	Tax Expense Retire La	MACRS	15 - Year Property
0	-0.01	0	0	0	0	0	0	0	0	0	0	0	0	0	0	0	5-Year Property	MACRS Re	ADR Regular	MACRS	5 - Year Pr JCA 100%
0	-0.01	-0.01	0	0	0	0	0	0	0	0	0	0	0	0	0	0	5-Year Property	MACRS Re	ADR Regular	MACRS	5 - Year Property
-1600.26	0	0	0	0	0	0	0	0	0	0	0	0	0	0	0	0	7-Year Property	MACRS Re	MACRS Re JCA 100%	MACRS	7 - Year Pr JCA 100%
-1600.26	-1873.26	-1873.26	0	0	0	0	0	0	0	0	0	0	0	0	0	0		MACRS Re	MACRS Regular	MACRS	7 - Year Property
0	0	0	0	0	0	0	0	0	0	0	0	0	0	0	0	0	7-Year Property	MACRS Re	ADR Regular	MACRS	7 - Year Pr JCA 100%
0	0	0	0	0	0	0	0	0	0	0	0	0	0	0	0	0	7-Year Property	MACRS Re	ADR Regular	MACRS	7 - Year Property
0	0	0	0	0	0	0	0	0	0	0	0	0	0	0	0	0	15-Year Property	Tax Expen	Tax Expense Retire La	MACRS	15 - Year F JCA 50% E
0	0	0	0	0	0	0	0	0	0	0	0	0	0	0	0	0	15-Year Property	Tax Expen	Tax Expense Retire La	MACRS	15 - Year Property
1637081.43	647654.83	552060.96	0	773.45	618.94	3862.79	5255.18	1392.39	0	0	0	0	0	0	0	0	15-Year Property	Tax Expen	Tax Expense Retire La	MACRS	15 - Year F JCA 50% E
1637081.43	1295309.66	1104121.95	0	1546.89	1237.88	7725.59	10510.37	2784.78	0	0	0	0	0	0	0	0	15-Year Property	Tax Expen	Tax Expense Retire La	MACRS	15 - Year Property
0	0	0	0	0	0	0	0	0	0	0	0	0	0	0	0	0	15-Year Property	Tax Expen	Tax Expense Retire La	MACRS	15 - Year F JCA 50% E
0	0	0	0	0	0	0	0	0	0	0	0	0	0	0	0	0	15-Year Property	Tax Expen	Tax Expense Retire La	MACRS	15 - Year Property
495535.89	72737.56	62001.51	0	85.83	68.68	1298.16	1452.67	154.51	0	0	0	0	0	0	0	0	15-Year Property	Tax Expen	Tax Expense Retire La	MACRS	15 - Year F JCA 50% E
495535.89	145475.12	124002.99	0	171.65	137.37	2596.31	2905.33	309.02	0	0	0	0	0	0	0	0	15-Year Property	Tax Expen	Tax Expense Retire La	MACRS	15 - Year Property
289841.78	136145.39	116050.34	0	0	0	0	0	0	0	0	0	0	0	0	0	0	15-Year Property	Tax Expen	Tax Expense Retire La	MACRS	15 - Year F JCA 50% E
289841.78	272290.78	232100.69	0	0	0	0	0	0	0	0	0	0	0	0	0	0	15-Year Property	Tax Expen	Tax Expense Retire La	MACRS	15 - Year Property
2844.15	692.58	590.36	0	0	0	0	0	0	0	0	0	0	0	0	0	0	15-Year Property	Tax Expen	Tax Expense Retire La	MACRS	15 - Year F JCA 50% E
2844.15	1385.15	1180.68	0	0	0	0	0	0	0	0	0	0	0	0	0	0	15-Year Property	Tax Expen	Tax Expense Retire La	MACRS	15 - Year Property
10707	5203	4435.06	0	0	0	0	0	0	0	0	0	0	0	0	0	0	15-Year Property	Tax Expen	Tax Expense Retire La	MACRS	15 - Year F JCA 50% E
10707	10406	8870.04	0	0	0	0	0	0	0	0	0	0	0	0	0	0	15-Year Property	Tax Expen	Tax Expense Retire La	MACRS	15 - Year Property
34900	16958	11283.71	0	0	0	0	0	0	0	0	0	0	0	0	0	0	20-Year Property	Tax Expen	Tax Expense Retire La	MACRS	20 - Year F JCA 50% E
34900	33916	22567.35	0	0	0	0	0	0	0	0	0	0	0	0	0	0	15-Year Property	Tax Expen	Tax Expense Retire La	MACRS	15 - Year Property
114683.67	59865.5	51029.33	0	841.02	0	4216.35	5057.37	841.02	0	0	0	0	0	0	0	0	15-Year Property	Tax Expen	Tax Expense Retire La	MACRS	15 - Year F JCA 50% E
114683.67	119731	102058.7	0	1682.04	0	8432.69	10114.73	1682.04	0	0	0	0	0	0	0	0	15-Year Property	Tax Expen	Tax Expense Retire La	MACRS	15 - Year Property
125780.68	65658.5	43688.52	0	922.41	0	4624.35	5546.76	922.41	0	0	0	0	0	0	0	0	20-Year Property	Tax Expen	Tax Expense Retire La	MACRS	20 - Year F JCA 50% E
125780.68	131317	87376.99	0	1844.83	0	9248.71	11093.54	1844.83	0	0	0	0	0	0	0	0	15-Year Property	Tax Expen	Tax Expense Retire La	MACRS	15 - Year Property
87185.21	40697.61	40697.61	0	0	0	0	0	0	0	0	0	0	0	0	0	0	5-Year Property	MACRS Re	ADR Regular	MACRS	5 - Year Pr JCA 50% E
87185.21	81395.21	81395.21	0	0	0	0	0	0	0	0	0	0	0	0	0	0	5-Year Property	MACRS Re	ADR Regular	MACRS	5 - Year Property
0	0.01	0.01	0	0	0	0	0	0	0	0	0	0	0	0	0	0	5-Year Property	MACRS Re	ADR Regular	MACRS	5 - Year Pr JCA 50% E
0	0	0	0	0	0	0	0	0	0	0	0	0	0	0	0	0	5-Year Property	MACRS Re	ADR Regular	MACRS	5 - Year Property
27548.92	13597.38	13597.38	0	258.28	0	470.91	470.91	0	0	0	0	0	0	0	0	0	7-Year Property	MACRS Re	ADR Regular	MACRS	7 - Year Pr JCA 50% E
27548.92	27194.74	27194.74	0	516.57	0	941.83	941.83	0	0	0	0	0	0	0	0	0	7-Year Property	MACRS Re	ADR Regular	MACRS	7 - Year Property
7320.45	4118.7	4118.7	0	0	0	638.46	638.46	0	0	0	0	0	0	0	0	0	7-Year Property	MACRS Re	ADR Regular	MACRS	7 - Year Pr JCA 50% E
7320.45	8237.41	8237.41	0	0	0	1276.92	1276.92	0	0	0	0	0	0	0	0	0	7-Year Property	MACRS Re	ADR Regular	MACRS	7 - Year Property
811044	18962.5	18962.5	0	0	0	0	0	0	0	0	0	0	0	0	0	0	7-Year Property	MACRS Re	ADR Regular	MACRS	7 - Year Pr JCA 50% E
811044	37925	37925	0	0	0	0	0	0	0	0	0	0	0	0	0	0	7-Year Property	MACRS Re	ADR Regular	MACRS	7 - Year Property
0	-0.01	-0.01	0	0	0	0	0	0	0	0	0	0	0	0	0	0	5-Year Property	MACRS Re	ADR Regular	MACRS	5 - Year Pr JCA 50% E
0	-0.01	-0.01	0	0	0	0	0	0	0	0	0	0	0	0	0	0	5-Year Property	MACRS Re	ADR Regular	MACRS	5 - Year Property

991546.91	289243.86	246551.47	0	22.58	257.19	563.96	843.73	279.77	0	0	0	0	0	0	0	0	15-Year Property	Tax Expen	Tax Expense Retire La	MACRS	15 - Year F JCA 50% E
991546.91	578487.73	493102.95	0	45.16	514.38	1127.92	1687.46	559.54	0	0	0	0	0	0	0	0	15-Year Property	Tax Expen	Tax Expense Retire La	MACRS	15 - Year Property
13361.94	1408.9	1200.99	0	0.11	1.25	2.4	3.76	1.36	0	0	0	0	0	0	0	0	15-Year Property	Tax Expen	Tax Expense Retire La	MACRS	15 - Year F JCA 50% E
13361.94	2817.8	2401.88	0	0.22	2.5	4.82	7.54	2.72	0	0	0	0	0	0	0	0	15-Year Property	Tax Expen	Tax Expense Retire La	MACRS	15 - Year Property
101135.64	46949.32	40019.6	0	0	0	0	0	0	0	0	0	0	0	0	0	0	15-Year Property	Tax Expen	Tax Expense Retire La	MACRS	15 - Year F JCA 50% E
101135.64	93898.64	80039.21	0	0	0	0	0	0	0	0	0	0	0	0	0	0	15-Year Property	Tax Expen	Tax Expense Retire La	MACRS	15 - Year Property
11053.68	-436.66	-372.19	0	0	0	0	0	0	0	0	0	0	0	0	0	0	15-Year Property	Tax Expen	Tax Expense Retire La	MACRS	15 - Year F JCA 50% E
11053.68	-873.32	-744.44	0	0	0	0	0	0	0	0	0	0	0	0	0	0	15-Year Property	Tax Expen	Tax Expense Retire La	MACRS	15 - Year Property
22083.93	13914.5	11860.75	0	155.2	0	368.14	523.34	155.2	0	0	0	0	0	0	0	0	15-Year Property	Tax Expen	Tax Expense Retire La	MACRS	15 - Year F JCA 50% E
22083.93	27829	23721.42	0	310.4	0	736.27	1046.67	310.4	0	0	0	0	0	0	0	0	15-Year Property	Tax Expen	Tax Expense Retire La	MACRS	15 - Year Property
30169.98	19009	12648.4	0	212.02	0	502.89	714.91	212.02	0	0	0	0	0	0	0	0	20-Year Property	Tax Expen	Tax Expense Retire La	MACRS	20 - Year F JCA 50% E
30169.98	38018	25296.77	0	424.03	0	1005.81	1429.84	424.03	0	0	0	0	0	0	0	0	15-Year Property	Tax Expen	Tax Expense Retire La	MACRS	15 - Year Property
0	2648.03	2648.03	0	0	0	2648.03	2648.03	0	0	0	0	0	0	0	0	0	5-Year Property	MACRS Re	ADR Regular	MACRS	5 - Year Pr JCA 50% E
0	5296.06	5296.06	0	0	0	5296.07	5296.07	0	0	0	0	0	0	0	0	0	5-Year Property	MACRS Re	ADR Regular	MACRS	5 - Year Property
0	0.01	0.01	0	0	0	0	0	0	0	0	0	0	0	0	0	0	5-Year Property	MACRS Re	ADR Regular	MACRS	5 - Year Pr JCA 50% E
0	0.01	0.01	0	0	0	0	0	0	0	0	0	0	0	0	0	0	5-Year Property	MACRS Re	ADR Regular	MACRS	5 - Year Property
105718.44	53153.29	53153.29	0	0	0	2334.3	2334.3	0	0	0	0	0	0	0	0	0	7-Year Property	MACRS Re	ADR Regular	MACRS	7 - Year Pr JCA 50% E
105718.44	106306.58	106306.58	0	0	0	4668.6	4668.6	0	0	0	0	0	0	0	0	0	7-Year Property	MACRS Re	ADR Regular	MACRS	7 - Year Property
6719.27	3240.14	3240.14	0	0	0	0	0	0	0	0	0	0	0	0	0	0	7-Year Property	MACRS Re	ADR Regular	MACRS	7 - Year Pr JCA 50% E
6719.27	6480.27	6480.27	0	0	0	0	0	0	0	0	0	0	0	0	0	0	7-Year Property	MACRS Re	ADR Regular	MACRS	7 - Year Property
12994.35	3780.42	3222.4	0	4.56	15.04	1063.01	1082.6	19.59	0	0	0	0	0	0	0	0	15-Year Property	Tax Expen	Tax Expense Retire La	MACRS	15 - Year F JCA 50% E
12994.35	7560.84	6444.87	0	9.11	30.07	2126.02	2165.21	39.19	0	0	0	0	0	0	0	0	15-Year Property	Tax Expen	Tax Expense Retire La	MACRS	15 - Year Property
21912.36	10417.18	8879.6	0	0	0	0	0	0	0	0	0	0	0	0	0	0	15-Year Property	Tax Expen	Tax Expense Retire La	MACRS	15 - Year F JCA 50% E
21912.36	20834.36	17759.22	0	0	0	0	0	0	0	0	0	0	0	0	0	0	15-Year Property	Tax Expen	Tax Expense Retire La	MACRS	15 - Year Property
23270.73	24118	20558.17	0	145.19	0	987.97	1133.16	145.19	0	0	0	0	0	0	0	0	15-Year Property	Tax Expen	Tax Expense Retire La	MACRS	15 - Year F JCA 50% E
23270.73	48236	41116.35	0	290.39	0	1975.96	2266.35	290.39	0	0	0	0	0	0	0	0	15-Year Property	Tax Expen	Tax Expense Retire La	MACRS	15 - Year Property
-1808	-1786	-1188.36	0	0	0	0	0	0	0	0	0	0	0	0	0	0	20-Year Property	Tax Expen	Tax Expense Retire La	MACRS	20 - Year F JCA 50% E
-1808	-3572	-2376.77	0	0	0	0	0	0	0	0	0	0	0	0	0	0	15-Year Property	Tax Expen	Tax Expense Retire La	MACRS	15 - Year Property
0	0.02	0.02	0	0	0	0	0	0	0	0	0	0	0	0	0	0	5-Year Property	MACRS Re	ADR Regular	MACRS	5 - Year Pr JCA 50% E
0	0.01	0.01	0	0	0	0	0	0	0	0	0	0	0	0	0	0	5-Year Property	MACRS Re	ADR Regular	MACRS	5 - Year Property
0	-0.01	-0.01	0	0	0	0	0	0	0	0	0	0	0	0	0	0	7-Year Property	MACRS Re	ADR Regular	MACRS	7 - Year Pr JCA 50% E
0	0	0	0	0	0	0	0	0	0	0	0	0	0	0	0	0	7-Year Property	MACRS Re	ADR Regular	MACRS	7 - Year Property
0	-0.02	-0.02	0	0	0	0	0	0	0	0	0	0	0	0	0	0	7-Year Property	MACRS Re	ADR Regular	MACRS	7 - Year Pr JCA 50% E
0	0	0	0	0	0	0	0	0	0	0	0	0	0	0	0	0	7-Year Property	MACRS Re	ADR Regular	MACRS	7 - Year Property
0	0	0	0	0	0	0	0	0	0	0	0	0	0	0	0	0	NON-Depreciable	MACRS Re	ADR Regular	MACRS	Class Life
43347.97	37163.97	0	0	0	0	0	0	0	0	0	0	0	0	0	0	0	NON-Depreciable	MACRS Re	ADR Regular	MACRS	Class Life
8852.34	8363.34	0	0	0	0	0	0	0	0	0	0	0	0	0	0	0	NON-Depreciable	MACRS Re	ADR Regular	MACRS	Class Life
89665.29	4513.61	3847.39	0	5.4	4.32	19.75	29.47	9.72	0	0	0	0	0	0	0	0	15-Year Property	Tax Expen	Tax Expense Retire La	MACRS	15 - Year Property
130920.85	-59711.53	-50898.12	0	-70.48	-56.39	-1051.05	-1177.92	-126.87	0	0	0	0	0	0	0	0	15-Year Property	Tax Expen	Tax Expense Retire La	MACRS	15 - Year Property
1914.64	-475.36	-405.19	0	0	0	0	0	0	0	0	0	0	0	0	0	0	15-Year Property	Tax Expen	Tax Expense Retire La	MACRS	15 - Year Property
10750.93	2580.12	2199.32	0	36.44	0	168.82	205.26	36.44	0	0	0	0	0	0	0	0	15-Year Property	Tax Expen	Tax Expense Retire La	MACRS	15 - Year Property
6299.54	1714	1461.04	0	24.21	0	112.14	136.35	24.21	0	0	0	0	0	0	0	0	15-Year Property	Tax Expen	Tax Expense Retire La	MACRS	15 - Year Property
11791.91	2831.76	1884.2	0	40	0	185.27	225.27	40	0	0	0	0	0	0	0	0	20-Year Property	Tax Expen	Tax Expense Retire La	MACRS	20 - Year Property
17667.95	4810	3200.51	0	67.94	0	314.71	382.65	67.94	0	0	0	0	0	0	0	0	20-Year Property	Tax Expen	Tax Expense Retire La	MACRS	20 - Year Property
24608.2	-3984.8	-3396.63	0	-38.27	-184	-633.24	-855.51	-222.27	0	0	0	0	0	0	0	0	15-Year Property	Tax Expen	Tax Expense Retire La	MACRS	15 - Year Property
63004.3	-10201.38	-6787.91	0	-97.98	-471.04	-1621.11	-2190.13	-569.02	0	0	0	0	0	0	0	0	20-Year Property	Tax Expen	Tax Expense Retire La	MACRS	20 - Year Property
6035.12	5833.12	1913.13	0	0	0	0	0	0	0	0	0	0	0	0	0	0	Non-Residential Real I	Tax Expen	Tax Expense Retire La	MACRS	Non - Residential Real
0	0	0	0	0	0	0	0	0	0	0	0	0	0	0	0	2235	Non-Residential Real I	MACRS Re	ADR Regular	MACRS	Non - Residential Real
0	0	0	0	0	0	0	0	0	0	0	0	0	0	0	0	2235	Non-Residential Real I	MACRS Re	ADR Regular	MACRS	Non - Residential Real
0	0	0	0	0	0	0	0	0	0	0	0	0	0	0	0	2235	Non-Residential Real I	MACRS Re	ADR Regular	MACRS	Non - Residential Real
125443	-89729	-29621.32	0	0	0	0	0	0	0	0	0	0	0	0	0	0	Non-Residential Real I	MACRS Re	ADR Regular	MACRS	Non - Residential Real
0	0	0	0	0	0	0	0	0	0	0	0	0	0	0	0	2235	Non-Residential Real I	MACRS Re	ADR Regular	MACRS	Non - Residential Real
0	0	0	0	0	0	0	0	0	0	0	0	0	0	0	0	0	Non-Residential Real I	MACRS Re	ADR Regular	MACRS	Non - Residential Real
6812.14	6515.14	2150.8	0	0	0	0	0	0	0	0	0	0	0	0	0	0	Non-Residential Real I	MACRS Re	ADR Regular	MACRS	Non - Residential Real
-146.14	-140.14	-45.92	0	0	0	0	0	0	0	0	0	0	0	0	0	0	Non-Residential Real I	MACRS Re	ADR Regular	MACRS	Non - Residential Real
15934.2	15052.2	0	0	0	0	0	0	0	0	0	0	0	0	0	0	0	NON-Depreciable	MACRS Re	ADR Regular	MACRS	Class Life
-2799.78	-18028.78	0	0	0	0	0	0	0	0	0	0	0	0	0	0	0	NON-Depreciable	MACRS Re	ADR Regular	MACRS	Class Life
-8531.29	-4962.45	-4229.97	0	0	0	0	0	0	0	0	0	0	0	0	0	0	15-Year Property	Tax Expen	Tax Expense Retire La	MACRS	15 - Year Property
107030.67	22564.12	19233.64	0	1.76	20.07	38.61	60.44	21.83	0	0	0	0	0	0	0	0	15-Year Property	Tax Expen	Tax Expense Retire La	MACRS	15 - Year Property
247202.51	23325.16	7301.22	0	0	0	0	0	0	0	0	0	0	0	0	0	0	Non-Residential Real I	MACRS Re	ADR Regular	MACRS	Non - Residential Real
21177.2	1999.1	617.2	0	0	0	0	0	0	0	0	0	0	0	0	0	0	Non-Residential Real I	MACRS Re	ADR Regular	MACRS	Non - Residential Real
7457.87	704.17	232.43	0	0	0	0	0	0	0	0	0	0	0	0	0	0	Non-Residential Real I	MACRS Re	ADR Regular	MACRS	Non - Residential Real
20812.09	1963.56	639.85	0	0	0	0	0	0	0	0	0	0	0	0	0	0	Non-Residential Real I	MACRS Re	ADR Regular	MACRS	Non - Residential Real
381.18	362.18	0	0	0	0	0	0	0	0	0	0	0	0	0	0	0	NON-Depreciable	MACRS Re	ADR Regular	MACRS	Class Life
66568.26	63555.26	0	0	0	0	0	0	0	0	0	0	0	0	0	0	0	NON-Depreciable	MACRS Re	ADR Regular	MACRS	Class Life
-460	0	0	0	0	0	0	0	0	0	0	0	0	0	0	0	0	15-Year Property	Tax Expen	Tax Expense Retire La	MACRS	15 - Year F JCA 100%
-460	63	49.99	0	0	0	0	0	0	0	0	0	0	0	0	0	0	15-Year Property	Tax Expen	Tax Expense Retire La	MACRS	15 - Year Property
-2062667.19	0	0	0	0	0	0	0	0	0	0	0	0	0	0	0	0	15-Year Property	Tax Expen	Tax Expense Retire La	MACRS	15 - Year F JCA 100%
-2062667.19	-1094881	-868569.11	0	0	0	-0.43	-0.43	0	0	0	0	0	0	0	0	0	15-Year Property	Tax Expen	Tax Expense Retire La	MACRS	15 - Year Property
-4654	0	0	0	0	0	0	0	0	0	0	0	0	0	0	0	0	15-Year Property	Tax Expen	Tax Expense Retire La	MACRS	15 - Year F JCA 100%
-4654	-7536	-5978.29	0	0	0	0	0	0	0	0	0	0	0	0	0	0	15-Year Property	Tax Expen	Tax Expense Retire La	MACRS	15 - Year Property
0	0	0	0	0	0	0	0	0	0	0	0	0	0	0	0	0	15-Year Property	Tax Expen	Tax Expense Retire La	MACRS	15 - Year F JCA 100%
0	0	0	0	0	0	0	0	0	0	0	0	0	0	0	0	0	15-Year Property	Tax Expen	Tax Expense Retire La	MACRS	15 - Year Property
1948631.54	0	0	0	0	0	0	0	0	0	0	0	0	0	0	0	0	15-Year Property	Tax Expen	Tax Expense Retire La	MACRS	15 - Year F JCA 100%
1948631.54	1078363.8	855465.97	0	19384.43	407.33	24222.36	44014.12	19791.76	0	0	0	0	0	0	0	0	15-Year Property	Tax Expen	Tax Expense Retire La	MACRS	15 - Year Property
720023.26	0	0	0	0	0	0	0	0	0	0	0	0	0	0	0	0	15-Year Property	Tax Expen	Tax Expense Retire La	MACRS	15 - Year F JCA 100%
720023.26	490722	389289.76	0	1299.91	187.18	6323.58	7810.67	1487.09	0	0	0	0	0	0	0	0	15-Year Property	Tax Expen	Tax Expense Retire La	MACRS	15 - Year Property
374245.46	0	0	0	0	0	0	0	0	0	0	0	0	0	0	0	0	15-Year Property	Tax Expen	Tax Expense Retire La	MACRS	15 - Year F JCA 100%
374245.46	79516.2	63080.23	0	211.82	30.5	585.04	827.35	242.31	0	0	0	0	0	0	0	0	15-Year Property	Tax Expen	Tax Expense Retire La	MACRS	15 - Year Property
5924.96	0	0	0	0	0	0	0	0	0	0	0	0	0	0	0	0	15-Year Property	Tax Expen	Tax Expense Retire La	MACRS	15 - Year F JCA 100%
5924.96	7684.67	6096.25	0	0	0	3242.88	3242.88	0	0	0	0	0	0	0	0	0	15-Year Property	Tax Expen	Tax Expense Retire La	MACRS	15 - Year Property
-212.4	0	0	0	0	0	0	0	0	0	0	0	0	0	0	0	0	15-Year Property	Tax Expen	Tax Expense Retire La	MACRS	15 - Year F JCA 100%
-212.4	-202.4	-160.56	0	0	0	0	0	0	0	0	0	0	0	0	0	0	15-Year Property	Tax Expen	Tax Expense Retire La	MACRS	15 - Year Property
117663.56	0	0	0	0	0	0	0	0	0	0	0	0	0	0	0	0	20-Year Property	Tax Expen	Tax Expense Retire La	MACRS	20 - Year F JCA 100%
117663.56	118738.56	73709.33	0	0	0	0	0	0	0	0	0	0	0	0	0	0	15-Year Property	Tax Expen	Tax Expense Retire La	MACRS	15 - Year Property
180099.21	0	0	0	0	0	0	0	0	0	0	0	0	0	0	0	0	20-Year Property	Tax Expen	Tax Expense Retire La	MACRS	20 - Year F JCA 100%
180099.21	373093.12	231605.01	0	1570.58	0	173866.53	175437.11	1570.58	0	0	0	0	0	0	0	0	15-Year Property	Tax Expen	Tax Expense Retire La	MACRS	15 - Year Property
297634.04	0	0	0	0	0	0	0	0	0	0	0	0	0	0	0	0	20-Year Property	Tax Expen	Tax Expense Retire La	MACRS	20 - Year F JCA 100%
297634.04	624943.89	387946.42	0	2750.82	0	276002.06	278752.88	2750.82	0	0	0	0	0	0	0	0	15-Year Property	Tax Expen	Tax Expense Retire La	MACRS	15 - Year Property
169976.48	0	0	0	0	0	0	0	0	0	0	0	0	0	0	0	0	20-Year Property	Tax Expen	Tax Expense Retire La	MACRS	20 - Year F JCA 100%
169976.48	333203.3	206842.6	0	1549.53	0	136646.1	138195.63	1549.53	0	0	0	0	0	0	0	0	15-Year Property	Tax Expen	Tax Expense Retire La	MACRS	15 - Year Property
0	0	0	0	0	0	0	0	0	0	0	0	0	0	0	0	0	20-Year Property	Tax Expen	Tax Expense Retire La	MACRS	20 - Year F JCA 100%

0	0	0	0	0	0	0	0	0	0	0	0	0	0	0	0	0	15-Year Property	Tax Expen:	Tax Expense Retire La	MACRS	15 - Year Property
950316.79	0	0	0	0	0	0	0	0	0	0	0	0	0	0	0	0	20-Year Property	Tax Expen:	Tax Expense Retire La	MACRS	20 - Year F JCA 100%
950316.79	1130914.88	702038.03	0	3167.41	39601.37	395208.51	437977.29	42768.78	0	0	0	0	0	0	0	0	15-Year Property	Tax Expen:	Tax Expense Retire La	MACRS	15 - Year Property
1264.32	0	0	0	0	0	0	0	0	0	0	0	0	0	0	0	0	5-Year Property	MACRS Re	ADR Regular	MACRS	5 - Year Pr JCA 100%
1264.32	1186.3	1186.3	0	0	0	0	0	0	0	0	0	0	0	0	0	0	5-Year Property	MACRS Re	ADR Regular	MACRS	5 - Year Property
15811.88	0	0	0	0	0	0	0	0	0	0	0	0	0	0	0	0	7-Year Property	MACRS Re	ADR Regular	MACRS	7 - Year Pr JCA 100%
15811.88	15101.74	15101.74	0	0	0	0	0	0	0	0	0	0	0	0	0	0	7-Year Property	MACRS Re	ADR Regular	MACRS	7 - Year Property
1175.53	0	0	0	0	0	0	0	0	0	0	0	0	0	0	0	0	7-Year Property	MACRS Re	ADR Regular	MACRS	7 - Year Pr JCA 100%
1175.53	1108.53	1108.53	0	0	0	0	0	0	0	0	0	0	0	0	0	0	15-Year Property	MACRS Re	ADR Regular	MACRS	15 - Year Property
746.02	0	0	0	0	0	0	0	0	0	0	0	0	0	0	0	0	7-Year Property	MACRS Re	ADR Regular	MACRS	7 - Year Pr JCA 100%
746.02	510.42	510.42	0	0	0	29.89	29.89	0	0	0	0	0	0	0	0	0	7-Year Property	MACRS Re	ADR Regular	MACRS	7 - Year Property
94284.57	0	0	0	0	0	0	0	0	0	0	0	0	0	0	0	0	15-Year Property	ADR Regul	ADR Regular	MACRS	15 - Year F JCA 100%
94284.57	100397.57	79645.41	0	0	0	0	0	0	0	0	0	0	0	0	0	0	15-Year Property	ADR Regul	ADR Regular	MACRS	15 - Year Property
15864.53	0	0	0	0	0	0	0	0	0	0	0	0	0	0	0	0	7-Year Property	MACRS Re	ADR Regular	MACRS	7 - Year Pr JCA 100%
15864.53	20401.53	20401.53	0	0	0	0	0	0	0	0	0	0	0	0	0	0	7-Year Property	MACRS Re	ADR Regular	MACRS	7 - Year Property
129776.47	0	0	0	0	0	0	0	0	0	0	0	0	0	0	0	0	15-Year Property	Tax Expen:	Tax Expense Retire La	MACRS	15 - Year F JCA 100%
129776.47	210369	166885.73	0	0	0	216.23	216.23	0	0	0	0	0	0	0	0	0	15-Year Property	Tax Expen:	Tax Expense Retire La	MACRS	15 - Year Property
-167994.76	0	0	0	0	0	0	0	0	0	0	0	0	0	0	0	0	5-Year Property	MACRS Re	ADR Regular	MACRS	5 - Year Pr JCA 100%
-167994.76	-169478.76	-169478.76	0	0	0	0	0	0	0	0	0	0	0	0	0	0	5-Year Property	MACRS Re	ADR Regular	MACRS	5 - Year Property
69870.97	0	0	0	0	0	0	0	0	0	0	0	0	0	0	0	0	15-Year Property	Tax Expen:	Tax Expense Retire La	MACRS	15 - Year F JCA 100%
69870.97	-51304.16	-40699.63	0	-9.13	-29.44	-9189.92	-9228.49	-38.57	0	0	0	0	0	0	0	0	15-Year Property	Tax Expen:	Tax Expense Retire La	MACRS	15 - Year Property
280619.96	0	0	0	0	0	0	0	0	0	0	0	0	0	0	0	0	15-Year Property	Tax Expen:	Tax Expense Retire La	MACRS	15 - Year F JCA 100%
280619.96	17124.47	13584.82	0	3.69	11.89	121.81	137.38	15.57	0	0	0	0	0	0	0	0	15-Year Property	Tax Expen:	Tax Expense Retire La	MACRS	15 - Year Property
278122.21	0	0	0	0	0	0	0	0	0	0	0	0	0	0	0	0	15-Year Property	Tax Expen:	Tax Expense Retire La	MACRS	15 - Year F JCA 100%
278122.21	128864.09	102227.87	0	27.73	89.44	949.27	1066.43	117.16	0	0	0	0	0	0	0	0	15-Year Property	Tax Expen:	Tax Expense Retire La	MACRS	15 - Year Property
149.24	0	0	0	0	0	0	0	0	0	0	0	0	0	0	0	0	15-Year Property	Tax Expen:	Tax Expense Retire La	MACRS	15 - Year F JCA 100%
149.24	142.24	112.83	0	0	0	0	0	0	0	0	0	0	0	0	0	0	15-Year Property	Tax Expen:	Tax Expense Retire La	MACRS	15 - Year Property
45994.78	0	0	0	0	0	0	0	0	0	0	0	0	0	0	0	0	20-Year Property	Tax Expen:	Tax Expense Retire La	MACRS	20 - Year F JCA 100%
45994.78	44795.78	27807.89	0	0	0	0	0	0	0	0	0	0	0	0	0	0	15-Year Property	Tax Expen:	Tax Expense Retire La	MACRS	15 - Year Property
18982.07	0	0	0	0	0	0	0	0	0	0	0	0	0	0	0	0	20-Year Property	Tax Expen:	Tax Expense Retire La	MACRS	20 - Year F JCA 100%
18982.07	20484.1	12715.91	0	261.4	0	800.7	1062.1	261.4	0	0	0	0	0	0	0	0	15-Year Property	Tax Expen:	Tax Expense Retire La	MACRS	15 - Year Property
481535.83	0	0	0	0	0	0	0	0	0	0	0	0	0	0	0	0	20-Year Property	Tax Expen:	Tax Expense Retire La	MACRS	20 - Year F JCA 100%
481535.83	512654.66	318240.62	0	6592.04	0	16305.17	22897.21	6592.04	0	0	0	0	0	0	0	0	15-Year Property	Tax Expen:	Tax Expense Retire La	MACRS	15 - Year Property
34193.54	0	0	0	0	0	0	0	0	0	0	0	0	0	0	0	0	20-Year Property	Tax Expen:	Tax Expense Retire La	MACRS	20 - Year F JCA 100%
34193.54	341913.99	212249.94	0	496.91	0	304499.38	304996.29	496.91	0	0	0	0	0	0	0	0	15-Year Property	Tax Expen:	Tax Expense Retire La	MACRS	15 - Year Property
879317.36	0	0	0	0	0	0	0	0	0	0	0	0	0	0	0	0	20-Year Property	Tax Expen:	Tax Expense Retire La	MACRS	20 - Year F JCA 100%
879317.36	643365.04	399381.7	0	0	16386.1	74984.45	91370.55	16386.1	0	0	0	0	0	0	0	0	15-Year Property	Tax Expen:	Tax Expense Retire La	MACRS	15 - Year Property
0	0	0	0	0	0	0	0	0	0	0	0	0	0	0	0	0	5-Year Property	MACRS Re	ADR Regular	MACRS	5 - Year Pr JCA 100%
0	0	0	0	0	0	0	0	0	0	0	0	0	0	0	0	0	5-Year Property	MACRS Re	ADR Regular	MACRS	5 - Year Property
203.98	0	0	0	0	0	0	0	0	0	0	0	0	0	0	0	0	7-Year Property	MACRS Re	ADR Regular	MACRS	7 - Year Pr JCA 100%
203.98	245.18	245.18	0	0	0	49.96	49.96	0	0	0	0	0	0	0	0	0	7-Year Property	MACRS Re	ADR Regular	MACRS	7 - Year Property
12200.07	0	0	0	0	0	0	0	0	0	0	0	0	0	0	0	0	7-Year Property	MACRS Re	ADR Regular	MACRS	7 - Year Pr JCA 100%
12200.07	8258.95	8258.95	0	3258.38	0	0	0	0	0	0	0	0	0	0	0	0	7-Year Property	MACRS Re	ADR Regular	MACRS	7 - Year Property
0	0	0	0	0	0	0	0	0	0	0	0	0	0	0	0	0	15-Year Property	Tax Expen:	Tax Expense Retire La	MACRS	15 - Year F JCA 100%
0	0	0	0	0	0	0	0	0	0	0	0	0	0	0	0	0	15-Year Property	Tax Expen:	Tax Expense Retire La	MACRS	15 - Year Property
0	0	0	0	0	0	0	0	0	0	0	0	0	0	0	0	0	15-Year Property	Tax Expen:	Tax Expense Retire La	MACRS	15 - Year F JCA 100%
0	0	0	0	0	0	0	0	0	0	0	0	0	0	0	0	0	15-Year Property	Tax Expen:	Tax Expense Retire La	MACRS	15 - Year Property
0.2	0	0	0	0	0	0	0	0	0	0	0	0	0	0	0	0	7-Year Property	MACRS Re	ADR Regular	MACRS	7 - Year Pr JCA 100%
0.2	0.19	0.19	0	0	0	0	0	0	0	0	0	0	0	0	0	0	7-Year Property	MACRS Re	ADR Regular	MACRS	7 - Year Property
25757.58	0	0	0	0	0	0	0	0	0	0	0	0	0	0	0	0	15-Year Property	Tax Expen:	Tax Expense Retire La	MACRS	15 - Year F JCA 100%
25757.58	-13733.87	-10895.09	0	-12.01	-8.61	-114.82	-135.44	-20.62	0	0	0	0	0	0	0	0	15-Year Property	Tax Expen:	Tax Expense Retire La	MACRS	15 - Year Property
-26479.06	0	0	0	0	0	0	0	0	0	0	0	0	0	0	0	0	15-Year Property	Tax Expen:	Tax Expense Retire La	MACRS	15 - Year F JCA 100%
-26479.06	-863.06	-684.67	0	0	0	0	0	0	0	0	0	0	0	0	0	0	15-Year Property	Tax Expen:	Tax Expense Retire La	MACRS	15 - Year Property
94713.18	0	0	0	0	0	0	0	0	0	0	0	0	0	0	0	0	15-Year Property	Tax Expen:	Tax Expense Retire La	MACRS	15 - Year F JCA 100%
94713.18	41792.93	33154.33	0	36.33	26.04	602.79	665.15	62.36	0	0	0	0	0	0	0	0	15-Year Property	Tax Expen:	Tax Expense Retire La	MACRS	15 - Year Property
6795.08	0	0	0	0	0	0	0	0	0	0	0	0	0	0	0	0	20-Year Property	Tax Expen:	Tax Expense Retire La	MACRS	20 - Year F JCA 100%
6795.08	7381.59	4582.28	0	52.27	0	334.29	386.56	52.27	0	0	0	0	0	0	0	0	15-Year Property	Tax Expen:	Tax Expense Retire La	MACRS	15 - Year Property
76305.06	0	0	0	0	0	0	0	0	0	0	0	0	0	0	0	0	20-Year Property	Tax Expen:	Tax Expense Retire La	MACRS	20 - Year F JCA 100%
76305.06	90086.36	55922.89	0	574.11	0	12698.14	13272.25	574.11	0	0	0	0	0	0	0	0	15-Year Property	Tax Expen:	Tax Expense Retire La	MACRS	15 - Year Property
0	0	0	0	0	0	0	0	0	0	0	0	0	0	0	0	0	20-Year Property	Tax Expen:	Tax Expense Retire La	MACRS	20 - Year F JCA 100%
0	0	0	0	0	0	0	0	0	0	0	0	0	0	0	0	0	15-Year Property	Tax Expen:	Tax Expense Retire La	MACRS	15 - Year Property
1967771.64	0	0	0	0	0	0	0	0	0	0	0	0	0	0	0	0	20-Year Property	Tax Expen:	Tax Expense Retire La	MACRS	20 - Year F JCA 100%
1967771.64	637078	395478.91	0	4947.05	19317.02	128527.07	152791.13	24264.06	0	0	0	0	0	0	0	0	15-Year Property	Tax Expen:	Tax Expense Retire La	MACRS	15 - Year Property
0	0	0	0	0	0	0	0	0	0	0	0	0	0	0	0	0	5-Year Property	MACRS Re	ADR Regular	MACRS	5 - Year Pr JCA 100%
0	0	0	0	0	0	0	0	0	0	0	0	0	0	0	0	0	5-Year Property	MACRS Re	ADR Regular	MACRS	5 - Year Property
0	-0.01	0	0	0	0	0	0	0	0	0	0	0	0	0	0	0	7-Year Property	MACRS Re	ADR Regular	MACRS	7 - Year Pr JCA 100%
0	-0.01	-0.01	0	0	0	0	0	0	0	0	0	0	0	0	0	0	7-Year Property	MACRS Re	ADR Regular	MACRS	7 - Year Property
51017.42	13529	10732.54	0	36.03	5.19	99.55	140.77	41.22	0	0	0	0	0	0	0	0	15-Year Property	Tax Expen:	Tax Expense Retire La	MACRS	15 - Year F JCA 50% E
51017.42	27058	21465.1	0	72.07	10.38	199.08	281.52	82.44	0	0	0	0	0	0	0	0	15-Year Property	Tax Expen:	Tax Expense Retire La	MACRS	15 - Year Property
1973222.93	533879.5	423526.61	0	1409.71	202.99	8565.87	10178.56	1612.69	0	0	0	0	0	0	0	0	15-Year Property	Tax Expen:	Tax Expense Retire La	MACRS	15 - Year F JCA 50% E
1973222.93	1067759	847053.22	0	2819.42	405.97	17131.72	20357.11	3225.39	0	0	0	0	0	0	0	0	15-Year Property	Tax Expen:	Tax Expense Retire La	MACRS	15 - Year Property
4649.22	3768	2989.15	0	0	0	3.87	3.87	0	0	0	0	0	0	0	0	0	15-Year Property	Tax Expen:	Tax Expense Retire La	MACRS	15 - Year F JCA 50% E
4649.22	7536	5978.29	0	0	0	7.74	7.74	0	0	0	0	0	0	0	0	0	15-Year Property	Tax Expen:	Tax Expense Retire La	MACRS	15 - Year Property
376983.25	-25684	-20375.12	0	-68.42	-9.85	-188.97	-267.24	-78.27	0	0	0	0	0	0	0	0	15-Year Property	Tax Expen:	Tax Expense Retire La	MACRS	15 - Year F JCA 50% E
376983.25	-51368	-40750.23	0	-136.84	-19.7	-377.96	-534.5	-156.54	0	0	0	0	0	0	0	0	15-Year Property	Tax Expen:	Tax Expense Retire La	MACRS	15 - Year Property
0	0	0	0	0	0	0	0	0	0	0	0	0	0	0	0	0	15-Year Property	Tax Expen:	Tax Expense Retire La	MACRS	15 - Year F JCA 50% E
0	0	0	0	0	0	0	0	0	0	0	0	0	0	0	0	0	15-Year Property	Tax Expen:	Tax Expense Retire La	MACRS	15 - Year Property
1466760.11	397648	315454.16	0	1047.88	150.88	7165.15	8363.92	1198.77	0	0	0	0	0	0	0	0	15-Year Property	Tax Expen:	Tax Expense Retire La	MACRS	15 - Year F JCA 50% E
1466760.11	795296	630908.29	0	2095.76	301.77	14330.31	16727.84	2397.53	0	0	0	0	0	0	0	0	15-Year Property	Tax Expen:	Tax Expense Retire La	MACRS	15 - Year Property
0	0	0	0	0	0	0	0	0	0	0	0	0	0	0	0	0	15-Year Property	Tax Expen:	Tax Expense Retire La	MACRS	15 - Year F JCA 50% E
0	0	0	0	0	0	0	0	0	0	0	0	0	0	0	0	0	15-Year Property	Tax Expen:	Tax Expense Retire La	MACRS	15 - Year Property
5043628.39	1716287.98	1361531.25	0	4552.81	655.56	19731.32	24939.69	5208.37	0	0	0	0	0	0	0	0	15-Year Property	Tax Expen:	Tax Expense Retire La	MACRS	15 - Year F JCA 50% E
5043628.39	3432575.96	2723062.5	0	9105.62	1311.13	39462.62	49879.36	10416.74	0	0	0	0	0	0	0	0	15-Year Property	Tax Expen:	Tax Expense Retire La	MACRS	15 - Year Property
151603.95	93656.99	74298.08	0	0	0	21376.91	21376.91	0	0	0	0	0	0	0	0	0	15-Year Property	Tax Expen:	Tax Expense Retire La	MACRS	15 - Year F JCA 50% E
151603.95	187313.99	148596.22	0	0	0	42753.83	42753.83	0	0	0	0	0	0	0	0	0	15-Year Property	Tax Expen:	Tax Expense Retire La	MACRS	15 - Year Property
49083.02	31835.87	25255.41	0	0	0	13434.52	13434.52	0	0	0	0	0	0	0	0	0	15-Year Property	Tax Expen:	Tax Expense Retire La	MACRS	15 - Year F JCA 50% E
49083.02	63671.74	50510.78	0	0	0	26869.05	26869.05	0	0	0	0	0	0	0	0	0	15-Year Property	Tax Expen:	Tax Expense Retire La	MACRS	15 - Year Property
0	0	0	0	0	0	0	0	0	0	0	0	0	0	0	0	0	20-Year Property	Tax Expen:	Tax Expense Retire La	MACRS	20 - Year F JCA 50% E
0	0	0	0	0	0	0	0	0	0	0	0	0	0	0	0	0	15-Year Property	Tax Expen:	Tax Expense Retire La	MACRS	15 - Year Property
20536.72	10361.86	6432.32	0	0	0	0	0	0	0	0	0	0	0	0	0	0	20-Year Property	Tax Expen:	Tax Expense Retire La	MACRS	20 - Year F JCA 50% E
20536.72	20723.72	12864.68	0	0	0	0	0	0	0	0	0	0	0	0	0	0	15-Year Property	Tax Expen:	Tax Expense Retire La	MACRS	15 - Year Property
835677.91	793728.64	492722.92	0	3643.82	0	331511.95	335155.77	3643.82	0	0	0	0	0	0	0	0	20-Year Property	Tax Expen:	Tax Expense Retire La	MACRS	20 - Year F JCA 50% E

835677.91	1587457.27	985445.85	0	7287.63	0	663023.87	670311.5	7287.63	0	0	0	0	0	0	0	0	15-Year Property	Tax Expen:	Tax Expense Retire La	MACRS	15 - Year Property
757718.53	795492.11	493817.63	0	3501.54	0	351323.45	354824.99	3501.54	0	0	0	0	0	0	0	0	20-Year Property	Tax Expen:	Tax Expense Retire La	MACRS	20 - Year F JCA 50% E
757718.53	1590984.22	987635.31	0	7003.08	0	702646.91	709649.99	7003.08	0	0	0	0	0	0	0	0	15-Year Property	Tax Expen:	Tax Expense Retire La	MACRS	15 - Year Property
370852.15	363488.5	225642.76	0	1690.37	0	149066	150756.37	1690.37	0	0	0	0	0	0	0	0	20-Year Property	Tax Expen:	Tax Expense Retire La	MACRS	20 - Year F JCA 50% E
370852.15	726977	451285.5	0	3380.74	0	298131.96	301512.7	3380.74	0	0	0	0	0	0	0	0	15-Year Property	Tax Expen:	Tax Expense Retire La	MACRS	15 - Year Property
0	0	0	0	0	0	0	0	0	0	0	0	0	0	0	0	0	20-Year Property	Tax Expen:	Tax Expense Retire La	MACRS	20 - Year F JCA 50% E
0	0	0	0	0	0	0	0	0	0	0	0	0	0	0	0	0	15-Year Property	Tax Expen:	Tax Expense Retire La	MACRS	15 - Year Property
0	0	0	0	0	0	0	0	0	0	0	0	0	0	0	0	0	20-Year Property	Tax Expen:	Tax Expense Retire La	MACRS	20 - Year F JCA 50% E
0	0	0	0	0	0	0	0	0	0	0	0	0	0	0	0	0	15-Year Property	Tax Expen:	Tax Expense Retire La	MACRS	15 - Year Property
0	0	0	0	0	0	0	0	0	0	0	0	0	0	0	0	0	20-Year Property	Tax Expen:	Tax Expense Retire La	MACRS	20 - Year F JCA 50% E
0	0	0	0	0	0	0	0	0	0	0	0	0	0	0	0	0	15-Year Property	Tax Expen:	Tax Expense Retire La	MACRS	15 - Year Property
2782979.32	1613577.5	1001660.5	0	4637.85	57985.8	536329.05	598952.7	62623.65	0	0	0	0	0	0	0	0	20-Year Property	Tax Expen:	Tax Expense Retire La	MACRS	20 - Year F JCA 50% E
2782979.32	3227155	2003321.01	0	9275.69	115971.6	1072658.1	1197905.37	125247.3	0	0	0	0	0	0	0	0	15-Year Property	Tax Expen:	Tax Expense Retire La	MACRS	15 - Year Property
0	0	0	0	0	0	0	0	0	0	0	0	0	0	0	0	0	5-Year Property	MACRS Re	ADR Regular	MACRS	5 - Year Pr JCA 50% E
0	0	0	0	0	0	0	0	0	0	0	0	0	0	0	0	0	5-Year Property	MACRS Re	ADR Regular	MACRS	5 - Year Property
1478.47	693.63	693.63	0	0	0	0	0	0	0	0	0	0	0	0	0	0	5-Year Property	MACRS Re	ADR Regular	MACRS	5 - Year Pr JCA 50% E
1478.47	1387.25	1387.25	0	0	0	0	0	0	0	0	0	0	0	0	0	0	5-Year Property	MACRS Re	ADR Regular	MACRS	5 - Year Property
107757.56	51459.42	51459.42	0	0	0	0	0	0	0	0	0	0	0	0	0	0	7-Year Property	MACRS Re	ADR Regular	MACRS	7 - Year Pr JCA 50% E
107757.56	102918.85	102918.85	0	0	0	0	0	0	0	0	0	0	0	0	0	0	7-Year Property	MACRS Re	ADR Regular	MACRS	7 - Year Property
97283.66	45859.33	45859.33	0	0	0	0	0	0	0	0	0	0	0	0	0	0	7-Year Property	MACRS Re	ADR Regular	MACRS	7 - Year Pr JCA 50% E
97283.66	91718.66	91718.66	0	0	0	0	0	0	0	0	0	0	0	0	0	0	15-Year Property	MACRS Re	ADR Regular	MACRS	15 - Year Property
0	0.01	0.01	0	0	0	0	0	0	0	0	0	0	0	0	0	0	7-Year Property	MACRS Re	ADR Regular	MACRS	7 - Year Pr JCA 50% E
0	0	0	0	0	0	0	0	0	0	0	0	0	0	0	0	0	7-Year Property	MACRS Re	ADR Regular	MACRS	7 - Year Property
215138.72	73470.23	73470.23	0	0	0	4301.98	4301.98	0	0	0	0	0	0	0	0	0	7-Year Property	MACRS Re	ADR Regular	MACRS	7 - Year Pr JCA 50% E
215138.72	146940.45	146940.45	0	0	0	8603.95	8603.95	0	0	0	0	0	0	0	0	0	7-Year Property	MACRS Re	ADR Regular	MACRS	7 - Year Property
0	0.01	0.01	0	0	0	0	0	0	0	0	0	0	0	0	0	0	5-Year Property	MACRS Re	ADR Regular	MACRS	5 - Year Pr JCA 50% E
0	0.02	0.02	0	0	0	0	0	0	0	0	0	0	0	0	0	0	5-Year Property	MACRS Re	ADR Regular	MACRS	5 - Year Property
63819.26	1947.11	1544.62	0	0.42	1.35	13.86	15.63	1.77	0	0	0	0	0	0	0	0	15-Year Property	Tax Expen:	Tax Expense Retire La	MACRS	15 - Year F JCA 50% E
63819.26	3894.22	3089.29	0	0.84	2.7	27.7	31.24	3.54	0	0	0	0	0	0	0	0	15-Year Property	Tax Expen:	Tax Expense Retire La	MACRS	15 - Year Property
63690.57	1943.18	1541.53	0	0.42	1.35	13.82	15.59	1.77	0	0	0	0	0	0	0	0	15-Year Property	Tax Expen:	Tax Expense Retire La	MACRS	15 - Year F JCA 50% E
63690.57	3886.37	3083.07	0	0.84	2.7	27.64	31.17	3.53	0	0	0	0	0	0	0	0	15-Year Property	Tax Expen:	Tax Expense Retire La	MACRS	15 - Year Property
148252.92	-44999.69	-35698.25	0	-9.69	-31.24	-320.08	-361.01	-40.93	0	0	0	0	0	0	0	0	15-Year Property	Tax Expen:	Tax Expense Retire La	MACRS	15 - Year F JCA 50% E
148252.92	-89999.39	-71396.49	0	-19.37	-62.48	-640.19	-722.05	-81.86	0	0	0	0	0	0	0	0	15-Year Property	Tax Expen:	Tax Expense Retire La	MACRS	15 - Year Property
5755036.83	1333266	1057679.89	0	286.91	925.27	9821.48	11033.66	1212.18	0	0	0	0	0	0	0	0	15-Year Property	Tax Expen:	Tax Expense Retire La	MACRS	15 - Year F JCA 50% E
5755036.83	2666532	2115359.84	0	573.82	1850.54	19642.96	22067.32	2424.36	0	0	0	0	0	0	0	0	15-Year Property	Tax Expen:	Tax Expense Retire La	MACRS	15 - Year Property
80606.37	-24466.71	-19409.45	0	-5.27	-16.98	-174.03	-196.28	-22.25	0	0	0	0	0	0	0	0	15-Year Property	Tax Expen:	Tax Expense Retire La	MACRS	15 - Year F JCA 50% E
80606.37	-48933.41	-38818.87	0	-10.53	-33.96	-348.07	-392.57	-44.5	0	0	0	0	0	0	0	0	15-Year Property	Tax Expen:	Tax Expense Retire La	MACRS	15 - Year Property
273046.46	8330.57	6608.63	0	1.79	5.78	59.25	66.83	7.58	0	0	0	0	0	0	0	0	15-Year Property	Tax Expen:	Tax Expense Retire La	MACRS	15 - Year F JCA 50% E
273046.46	16661.14	13217.29	0	3.59	11.57	118.51	133.66	15.15	0	0	0	0	0	0	0	0	15-Year Property	Tax Expen:	Tax Expense Retire La	MACRS	15 - Year Property
119331.84	56908.42	45145.46	0	0	0	0	0	0	0	0	0	0	0	0	0	0	15-Year Property	Tax Expen:	Tax Expense Retire La	MACRS	15 - Year F JCA 50% E
119331.84	113816.84	90290.9	0	0	0	0	0	0	0	0	0	0	0	0	0	0	15-Year Property	Tax Expen:	Tax Expense Retire La	MACRS	15 - Year Property
13121.02	6389.01	3966.09	0	0	0	0	0	0	0	0	0	0	0	0	0	0	20-Year Property	Tax Expen:	Tax Expense Retire La	MACRS	20 - Year F JCA 50% E
13121.02	12778.02	7932.24	0	0	0	0	0	0	0	0	0	0	0	0	0	0	15-Year Property	Tax Expen:	Tax Expense Retire La	MACRS	15 - Year Property
1214069.37	655057.28	406639.93	0	8359.77	0	25605.57	33965.34	8359.77	0	0	0	0	0	0	0	0	20-Year Property	Tax Expen:	Tax Expense Retire La	MACRS	20 - Year F JCA 50% E
1214069.37	1310114.56	813279.81	0	16719.55	0	51211.12	67930.67	16719.55	0	0	0	0	0	0	0	0	15-Year Property	Tax Expen:	Tax Expense Retire La	MACRS	15 - Year Property
748929.67	398663.88	247478.6	0	5126.27	0	12679.65	17805.92	5126.27	0	0	0	0	0	0	0	0	20-Year Property	Tax Expen:	Tax Expense Retire La	MACRS	20 - Year F JCA 50% E
748929.67	797327.76	494957.13	0	10252.55	0	25359.32	35611.87	10252.55	0	0	0	0	0	0	0	0	15-Year Property	Tax Expen:	Tax Expense Retire La	MACRS	15 - Year Property
25473.46	127359.85	79061.18	0	185.09	0	113423.24	113608.33	185.09	0	0	0	0	0	0	0	0	20-Year Property	Tax Expen:	Tax Expense Retire La	MACRS	20 - Year F JCA 50% E
25473.46	254719.7	158122.36	0	370.19	0	226846.47	227216.66	370.19	0	0	0	0	0	0	0	0	15-Year Property	Tax Expen:	Tax Expense Retire La	MACRS	15 - Year Property
2724430.65	996684.18	618711.64	0	0	25384.92	116163.96	141548.88	25384.92	0	0	0	0	0	0	0	0	20-Year Property	Tax Expen:	Tax Expense Retire La	MACRS	20 - Year F JCA 50% E
2724430.65	1993368.36	1237423.28	0	0	50769.83	232327.94	283097.77	50769.83	0	0	0	0	0	0	0	0	15-Year Property	Tax Expen:	Tax Expense Retire La	MACRS	15 - Year Property
79001.3	47494.59	47494.59	0	0	0	9678.35	9678.35	0	0	0	0	0	0	0	0	0	7-Year Property	MACRS Re	ADR Regular	MACRS	7 - Year Pr JCA 50% E
79001.3	94989.18	94989.18	0	0	0	19356.7	19356.7	0	0	0	0	0	0	0	0	0	7-Year Property	MACRS Re	ADR Regular	MACRS	7 - Year Property
993.27	478.63	478.63	0	0	0	0	0	0	0	0	0	0	0	0	0	0	7-Year Property	MACRS Re	ADR Regular	MACRS	7 - Year Pr JCA 50% E
993.27	957.27	957.27	0	0	0	0	0	0	0	0	0	0	0	0	0	0	7-Year Property	MACRS Re	ADR Regular	MACRS	7 - Year Property
19945.12	9606.08	9606.08	0	0	0	0	0	0	0	0	0	0	0	0	0	0	7-Year Property	MACRS Re	ADR Regular	MACRS	7 - Year Pr JCA 50% E
19945.12	19212.15	19212.15	0	0	0	0	0	0	0	0	0	0	0	0	0	0	7-Year Property	MACRS Re	ADR Regular	MACRS	7 - Year Property
107252.53	36302.83	36302.83	0	14322.43	0	0	0	0	0	0	0	0	0	0	0	0	7-Year Property	MACRS Re	ADR Regular	MACRS	7 - Year Pr JCA 50% E
107252.53	72605.65	72605.65	0	28644.86	0	0	0	0	0	0	0	0	0	0	0	0	7-Year Property	MACRS Re	ADR Regular	MACRS	7 - Year Property
48087.15	-28082.41	-28082.41	0	0	0	0	0	0	0	0	0	0	0	0	0	0	5-Year Property	MACRS Re	ADR Regular	MACRS	5 - Year Pr JCA 50% E
48087.15	-56164.81	-56164.81	0	0	0	0	0	0	0	0	0	0	0	0	0	0	5-Year Property	MACRS Re	ADR Regular	MACRS	5 - Year Property
-537227.58	9883.71	7840.77	0	0	0	0	0	0	0	0	0	0	0	0	0	0	15-Year Property	Tax Expen:	Tax Expense Retire La	MACRS	15 - Year F JCA 50% E
-537227.58	19767.42	15681.48	0	0	0	0	0	0	0	0	0	0	0	0	0	0	15-Year Property	Tax Expen:	Tax Expense Retire La	MACRS	15 - Year Property
91687.07	45114.54	35789.38	0	0	0	0	0	0	0	0	0	0	0	0	0	0	15-Year Property	Tax Expen:	Tax Expense Retire La	MACRS	15 - Year F JCA 50% E
91687.07	90229.07	71578.74	0	0	0	0	0	0	0	0	0	0	0	0	0	0	15-Year Property	Tax Expen:	Tax Expense Retire La	MACRS	15 - Year Property
0	0	0	0	0	0	0	0	0	0	0	0	0	0	0	0	0	15-Year Property	Tax Expen:	Tax Expense Retire La	MACRS	15 - Year F JCA 50% E
0	0	0	0	0	0	0	0	0	0	0	0	0	0	0	0	0	15-Year Property	Tax Expen:	Tax Expense Retire La	MACRS	15 - Year Property
0	0	0	0	0	0	0	0	0	0	0	0	0	0	0	0	0	20-Year Property	Tax Expen:	Tax Expense Retire La	MACRS	20 - Year F JCA 50% E
0	0	0	0	0	0	0	0	0	0	0	0	0	0	0	0	0	15-Year Property	Tax Expen:	Tax Expense Retire La	MACRS	15 - Year Property
0.91	0.12	0.12	0	0	0	0	0	0	0	0	0	0	0	0	0	0	20-Year Property	Tax Expen:	Tax Expense Retire La	MACRS	20 - Year F JCA 50% E
0.91	0.22	0.22	0	0	0	0	0	0	0	0	0	0	0	0	0	0	15-Year Property	Tax Expen:	Tax Expense Retire La	MACRS	15 - Year Property
0	0.01	0	0	0	0	0	0	0	0	0	0	0	0	0	0	0	7-Year Property	MACRS Re	MACRS Re JCA 100%	MACRS	7 - Year Pr JCA 50% E
0	0	0	0	0	0	0	0	0	0	0	0	0	0	0	0	0		MACRS Re	MACRS Regular	MACRS	7 - Year Property
402523.9	88807.8	70451.23	0	77.2	55.33	1280.83	1413.36	132.53	0	0	0	0	0	0	0	0	15-Year Property	Tax Expen:	Tax Expense Retire La	MACRS	15 - Year F JCA 50% E
402523.9	177615.6	140902.44	0	154.41	110.66	2561.64	2826.71	265.07	0	0	0	0	0	0	0	0	15-Year Property	Tax Expen:	Tax Expense Retire La	MACRS	15 - Year Property
29758.35	-7933.63	-6293.74	0	-6.94	-4.97	-66.33	-78.24	-11.91	0	0	0	0	0	0	0	0	15-Year Property	Tax Expen:	Tax Expense Retire La	MACRS	15 - Year F JCA 50% E
29758.35	-15867.25	-12587.49	0	-13.88	-9.95	-132.66	-156.49	-23.83	0	0	0	0	0	0	0	0	15-Year Property	Tax Expen:	Tax Expense Retire La	MACRS	15 - Year Property
176409.04	2907.15	2306.24	0	2.54	1.82	24.3	28.67	4.37	0	0	0	0	0	0	0	0	15-Year Property	Tax Expen:	Tax Expense Retire La	MACRS	15 - Year F JCA 50% E
176409.04	5814.3	4612.47	0	5.09	3.64	48.62	57.35	8.73	0	0	0	0	0	0	0	0	15-Year Property	Tax Expen:	Tax Expense Retire La	MACRS	15 - Year Property
4089.24	67.39	53.47	0	0.06	0.04	0.56	0.66	0.1	0	0	0	0	0	0	0	0	15-Year Property	Tax Expen:	Tax Expense Retire La	MACRS	15 - Year F JCA 50% E
4089.24	134.78	106.92	0	0.12	0.08	1.13	1.33	0.2	0	0	0	0	0	0	0	0	15-Year Property	Tax Expen:	Tax Expense Retire La	MACRS	15 - Year Property
260776.02	141654.18	87934.66	0	1003.27	0	6416.03	7419.3	1003.27	0	0	0	0	0	0	0	0	20-Year Property	Tax Expen:	Tax Expense Retire La	MACRS	20 - Year F JCA 50% E
260776.02	283308.37	175869.34	0	2006.53	0	12832.05	14838.58	2006.53	0	0	0	0	0	0	0	0	15-Year Property	Tax Expen:	Tax Expense Retire La	MACRS	15 - Year Property
130763.43	77188.65	47916.41	0	491.91	0	10880.15	11372.06	491.91	0	0	0	0	0	0	0	0	20-Year Property	Tax Expen:	Tax Expense Retire La	MACRS	20 - Year F JCA 50% E
130763.43	154377.3	95832.81	0	983.82	0	21760.32	22744.14	983.82	0	0	0	0	0	0	0	0	15-Year Property	Tax Expen:	Tax Expense Retire La	MACRS	15 - Year Property
-20722.65	-12900.33	-8008.12	0	0	0	0	0	0	0	0	0	0	0	0	0	0	20-Year Property	Tax Expen:	Tax Expense Retire La	MACRS	20 - Year F JCA 50% E
-20722.65	-25800.65	-16016.29	0	0	0	0	0	0	0	0	0	0	0	0	0	0	15-Year Property	Tax Expen:	Tax Expense Retire La	MACRS	15 - Year Property
1048830.06	169782.5	105395.9	0	1318.4	5148.02	34252.71	40719.13	6466.42	0	0	0	0	0	0	0	0	20-Year Property	Tax Expen:	Tax Expense Retire La	MACRS	20 - Year F JCA 50% E
1048830.06	339565	210791.77	0	2636.8	10296.05	68505.42	81438.26	12932.84	0	0	0	0	0	0	0	0	15-Year Property	Tax Expen:	Tax Expense Retire La	MACRS	15 - Year Property
0	0	0	0	0	0	0	0	0	0	0	0	0	0	0	0	0	5-Year Property	MACRS Re	ADR Regular	MACRS	5 - Year Pr JCA 50% E
0	0	0	0	0	0	0	0	0	0	0	0	0	0	0	0	0	5-Year Property	MACRS Re	ADR Regular	MACRS	5 - Year Property
0	-0.02	-0.02	0	0	0	0	0	0	0	0	0	0	0	0	0	0	5-Year Property	MACRS Re	ADR Regular	MACRS	5 - Year Pr JCA 50% E

0	-0.02	-0.02	0	0	0	0	0	0	0	0	0	0	0	0	0	0	5-Year Property	MACRS Re	ADR Regular	MACRS	5 - Year Property
0	0.01	0.01	0	0	0	0	0	0	0	0	0	0	0	0	0	0	7-Year Property	MACRS Re	MACRS Re	JCA 100% MACRS	7 - Year Pr JCA 50% E
0	0	0	0	0	0	0	0	0	0	0	0	0	0	0	0	0		MACRS Re	MACRS Regular	MACRS	7 - Year Property
0	-0.02	-0.02	0	0	0	0	0	0	0	0	0	0	0	0	0	0	7-Year Property	MACRS Re	ADR Regular	MACRS	7 - Year Pr JCA 50% E
0	-0.01	-0.01	0	0	0	0	0	0	0	0	0	0	0	0	0	0	7-Year Property	MACRS Re	ADR Regular	MACRS	7 - Year Property
12591.87	11384.87	0	0	0	0	0	0	0	0	0	0	0	0	0	0	0	NON-Depreciable	MACRS Re	ADR Regular	MACRS	Class Life
16414.44	-2237	-1774.61	0	-5.96	-0.86	-16.45	-23.27	-6.82	0	0	0	0	0	0	0	0	15-Year Property	Tax Expen	Tax Expense Retire La	MACRS	15 - Year Property
8323.52	8031.52	2428.27	0	0	0	0	0	0	0	0	0	0	0	0	0	0	Non-Residential Real I	Tax Expen	Tax Expense Retire La	MACRS	Non - Residential Real
710029	679411	0	0	0	0	0	0	0	0	0	0	0	0	0	0	0	NON-Depreciable	MACRS Re	ADR Regular	MACRS	Class Life
0	0	0	0	0	0	0	0	0	0	0	0	0	0	0	0	0	Non-Residential Real I	MACRS Re	ADR Regular	MACRS	Non - Residential Real
-0.28	-0.27	-0.11	0	0	0	0	0	0	0	0	0	0	0	0	0	0	Non-Residential Real I	MACRS Re	ADR Regular	MACRS	Non - Residential Real
141656.48	135643.48	41300.74	0	0	0	0	0	0	0	0	0	0	0	0	0	0	Non-Residential Real I	MACRS Re	ADR Regular	MACRS	Non - Residential Real
455193.93	435873.04	129920.63	0	0	0	0	0	0	0	0	0	0	0	0	0	0	Non-Residential Real I	MACRS Re	ADR Regular	MACRS	Non - Residential Real
7286.47	7286.47	2171.93	0	0	0	0	0	0	0	0	0	0	0	0	0	0	Non-Residential Real I	Tax Expen	Tax Expense Retire La	MACRS	Non - Residential Real
-218727.53	-218762.53	0	0	0	0	0	0	0	0	0	0	0	0	0	0	0	NON-Depreciable	MACRS Re	ADR Regular	MACRS	Class Life
22850.3	10584.27	8396.49	0	2.28	7.35	75.3	84.93	9.63	0	0	0	0	0	0	0	0	15-Year Property	Tax Expen	Tax Expense Retire La	MACRS	15 - Year Property
8510.09	8325.09	2428.15	0	0	0	0	0	0	0	0	0	0	0	0	0	0	Non-Residential Real I	MACRS Re	ADR Regular	MACRS	Non - Residential Real
8953.79	8922.79	2564.23	0	0	0	0	0	0	0	0	0	0	0	0	0	0	Non-Residential Real I	MACRS Re	ADR Regular	MACRS	Non - Residential Real
96210.97	95882.97	27350.62	0	0	0	0	0	0	0	0	0	0	0	0	0	0	Non-Residential Real I	MACRS Re	ADR Regular	MACRS	Non - Residential Real
10410.39	10375.39	2937.32	0	0	0	0	0	0	0	0	0	0	0	0	0	0	Non-Residential Real I	MACRS Re	ADR Regular	MACRS	Non - Residential Real
8685.34	8497.34	2605.35	0	0	0	0	0	0	0	0	0	0	0	0	0	0	Non-Residential Real I	MACRS Re	ADR Regular	MACRS	Non - Residential Real
17170.69	17111.69	5173.51	0	0	0	0	0	0	0	0	0	0	0	0	0	0	Non-Residential Real I	MACRS Re	ADR Regular	MACRS	Non - Residential Real
19505.32	19083.32	5647.37	0	0	0	0	0	0	0	0	0	0	0	0	0	0	Non-Residential Real I	MACRS Re	ADR Regular	MACRS	Non - Residential Real
9511599.04	4307191.5	3162770.72	0	1187.65	7104.13	38631.58	46923.36	8291.78	0	0	0	0	0	0	0	0	15-Year Property	Tax Expen	Tax Expense Retire La	MACRS	15 - Year F JCA 50% E
9511599.04	8614382.99	6325541.42	0	2375.3	14208.26	77263.14	93846.7	16583.56	0	0	0	0	0	0	0	0	15-Year Property	Tax Expen	Tax Expense Retire La	MACRS	15 - Year Property
6374145.86	2460463.25	1806718.16	0	852.56	4050.68	26586.82	31490.06	4903.24	0	0	0	0	0	0	0	0	15-Year Property	Tax Expen	Tax Expense Retire La	MACRS	15 - Year F JCA 50% E
6374145.86	4920926.51	3613436.34	0	1705.13	8101.35	53173.63	62980.11	9806.48	0	0	0	0	0	0	0	0	15-Year Property	Tax Expen	Tax Expense Retire La	MACRS	15 - Year Property
1076458.63	374403.83	274924.76	0	103.56	619.44	2210.08	2933.08	723	0	0	0	0	0	0	0	0	15-Year Property	Tax Expen	Tax Expense Retire La	MACRS	15 - Year F JCA 50% E
1076458.63	748807.68	549849.47	0	207.11	1238.88	4420.16	5866.15	1445.99	0	0	0	0	0	0	0	0	15-Year Property	Tax Expen	Tax Expense Retire La	MACRS	15 - Year Property
267038.04	148128.09	108770.46	0	0	0	14197.68	14197.68	0	0	0	0	0	0	0	0	0	15-Year Property	Tax Expen	Tax Expense Retire La	MACRS	15 - Year F JCA 50% E
267038.04	296256.18	217540.9	0	0	0	28395.36	28395.36	0	0	0	0	0	0	0	0	0	15-Year Property	Tax Expen	Tax Expense Retire La	MACRS	15 - Year Property
251805.79	128172.68	94117.21	0	0	0	505.78	505.78	0	0	0	0	0	0	0	0	0	15-Year Property	Tax Expen	Tax Expense Retire La	MACRS	15 - Year F JCA 50% E
251805.79	256345.37	188234.41	0	0	0	1011.56	1011.56	0	0	0	0	0	0	0	0	0	15-Year Property	Tax Expen	Tax Expense Retire La	MACRS	15 - Year Property
156484.75	77556.38	44684.9	0	0	0	0	0	0	0	0	0	0	0	0	0	0	20-Year Property	Tax Expen	Tax Expense Retire La	MACRS	20 - Year F JCA 50% E
156484.75	155112.75	89369.76	0	0	0	0	0	0	0	0	0	0	0	0	0	0	15-Year Property	Tax Expen	Tax Expense Retire La	MACRS	15 - Year Property
3141505.79	1622168.63	934628.66	0	2037.3	0	90552.99	92590.29	2037.3	0	0	0	0	0	0	0	0	20-Year Property	Tax Expen	Tax Expense Retire La	MACRS	20 - Year F JCA 50% E
3141505.79	3244337.25	1869257.35	0	4074.61	0	181105.99	185180.6	4074.61	0	0	0	0	0	0	0	0	15-Year Property	Tax Expen	Tax Expense Retire La	MACRS	15 - Year Property
1200607.18	612766.69	353051.66	0	770.97	0	33167.02	33937.99	770.97	0	0	0	0	0	0	0	0	20-Year Property	Tax Expen	Tax Expense Retire La	MACRS	20 - Year F JCA 50% E
1200607.18	1225533.38	706103.3	0	1541.93	0	66334.03	67875.96	1541.93	0	0	0	0	0	0	0	0	15-Year Property	Tax Expen	Tax Expense Retire La	MACRS	15 - Year Property
302566.39	154393.3	88955.25	0	194.29	0	8327.64	8521.93	194.29	0	0	0	0	0	0	0	0	20-Year Property	Tax Expen	Tax Expense Retire La	MACRS	20 - Year F JCA 50% E
302566.39	308786.6	177910.49	0	388.58	0	16655.29	17043.87	388.58	0	0	0	0	0	0	0	0	15-Year Property	Tax Expen	Tax Expense Retire La	MACRS	15 - Year Property
2659.9	-0.24	-0.24	0	2.47	0	-1849.86	-1847.39	2.47	0	0	0	0	0	0	0	0	20-Year Property	Tax Expen	Tax Expense Retire La	MACRS	20 - Year F JCA 50% E
2659.9	-0.49	-0.49	0	4.83	0	-3625.73	-3620.9	4.83	0	0	0	0	0	0	0	0	15-Year Property	Tax Expen	Tax Expense Retire La	MACRS	15 - Year Property
0.34	0.24	0.24	0	0	0	0.01	0.01	0	0	0	0	0	0	0	0	0	20-Year Property	Tax Expen	Tax Expense Retire La	MACRS	20 - Year F JCA 50% E
0.34	0.48	0.48	0	0	0	0.01	0.01	0	0	0	0	0	0	0	0	0	15-Year Property	Tax Expen	Tax Expense Retire La	MACRS	15 - Year Property
0.1	0	0	0	0	0	0	0	0	0	0	0	0	0	0	0	0	20-Year Property	Tax Expen	Tax Expense Retire La	MACRS	20 - Year F JCA 50% E
0.1	0.13	0.13	0	0	0	0	0	0	0	0	0	0	0	0	0	0	15-Year Property	Tax Expen	Tax Expense Retire La	MACRS	15 - Year Property
4227635	2589566.6	1492004.69	0	41368.42	48976.9	934569.22	1024914.53	90345.31	0	0	0	0	0	0	0	0	20-Year Property	Tax Expen	Tax Expense Retire La	MACRS	20 - Year F JCA 50% E
4227635	5179133.19	2984009.36	0	82736.83	97953.79	1869138.5	2049829.08	180690.6	0	0	0	0	0	0	0	0	15-Year Property	Tax Expen	Tax Expense Retire La	MACRS	15 - Year Property
0.14	0.1	0.1	0	0	0	0	0	0	0	0	0	0	0	0	0	0	20-Year Property	Tax Expen	Tax Expense Retire La	MACRS	20 - Year F JCA 50% E
0.14	0.21	0.21	0	0	0	0	0	0	0	0	0	0	0	0	0	0	15-Year Property	Tax Expen	Tax Expense Retire La	MACRS	15 - Year Property
0	0	0	0	0	0	0	0	0	0	0	0	0	0	0	0	0	5-Year Property	MACRS Re	ADR Regular	MACRS	5 - Year Pr JCA 50% E
0	0	0	0	0	0	0	0	0	0	0	0	0	0	0	0	0	5-Year Property	MACRS Re	ADR Regular	MACRS	5 - Year Property
297308.5	98264.25	98264.25	0	0	0	0	0	0	0	0	0	0	0	0	0	0	7-Year Property	MACRS Re	ADR Regular	MACRS	7 - Year Pr JCA 50% E
297308.5	196528.5	196528.5	0	0	0	0	0	0	0	0	0	0	0	0	0	0	7-Year Property	MACRS Re	ADR Regular	MACRS	7 - Year Property
90694.54	6655.27	6655.27	0	0	0	0	0	0	0	0	0	0	0	0	0	0	7-Year Property	MACRS Re	ADR Regular	MACRS	7 - Year Pr JCA 50% E
90694.54	13310.54	13310.54	0	0	0	0	0	0	0	0	0	0	0	0	0	0	7-Year Property	MACRS Re	ADR Regular	MACRS	7 - Year Property
252120.39	121550.7	89254.67	0	0	0	0	0	0	0	0	0	0	0	0	0	0	15-Year Property	ADR Regul	ADR Regular	MACRS	15 - Year F JCA 50% E
252120.39	243101.39	178509.35	0	0	0	0	0	0	0	0	0	0	0	0	0	0	15-Year Property	ADR Regul	ADR Regular	MACRS	15 - Year Property
1851352.3	17768.15	17768.15	0	0	0	0	0	0	0	0	0	0	0	0	0	0	7-Year Property	MACRS Re	ADR Regular	MACRS	7 - Year Pr JCA 50% E
1851352.3	35536.3	35536.3	0	0	0	0	0	0	0	0	0	0	0	0	0	0	7-Year Property	MACRS Re	ADR Regular	MACRS	7 - Year Property
0	0	0	0	0	0	0	0	0	0	0	0	0	0	0	0	0	15-Year Property	Tax Expen	Tax Expense Retire La	MACRS	15 - Year F JCA 50% E
0	0	0	0	0	0	0	0	0	0	0	0	0	0	0	0	0	15-Year Property	Tax Expen	Tax Expense Retire La	MACRS	15 - Year Property
36998.78	17837.39	13098.01	0	0	0	0	0	0	0	0	0	0	0	0	0	0	15-Year Property	Tax Expen	Tax Expense Retire La	MACRS	15 - Year F JCA 50% E
36998.78	35674.78	26195.98	0	0	0	0	0	0	0	0	0	0	0	0	0	0	15-Year Property	Tax Expen	Tax Expense Retire La	MACRS	15 - Year Property
222895.58	105728.91	105728.91	0	0	0	0	0	0	0	0	0	0	0	0	0	0	5-Year Property	MACRS Re	ADR Regular	MACRS	5 - Year Pr JCA 50% E
222895.58	211457.83	211457.83	0	0	0	0	0	0	0	0	0	0	0	0	0	0	5-Year Property	MACRS Re	ADR Regular	MACRS	5 - Year Property
0	0.02	0.02	0	38455.22	0	0	0	0	0	0	0	0	0	0	0	0	3-Year Property	MACRS Re	ADR Regular	MACRS	3 - Year Pr JCA 50% E
0	0.01	0.01	0	76910.44	0	0	0	0	0	0	0	0	0	0	0	0	3-Year Property	MACRS Re	ADR Regular	MACRS	3 - Year Property
4797.82	2275.41	2275.41	0	0	0	0	0	0	0	0	0	0	0	0	0	0	7-Year Property	MACRS Re	ADR Regular	MACRS	7 - Year Pr JCA 50% E
4797.82	4550.82	4550.82	0	0	0	0	0	0	0	0	0	0	0	0	0	0	7-Year Property	MACRS Re	ADR Regular	MACRS	7 - Year Property
23175	9102.56	9102.56	0	0	0	0	0	0	0	0	0	0	0	0	0	0	5-Year Property	MACRS Re	ADR Regular	MACRS	5 - Year Pr JCA 50% E
23175	18205.12	18205.12	0	0	0	0	0	0	0	0	0	0	0	0	0	0	5-Year Property	MACRS Re	ADR Regular	MACRS	5 - Year Property
61294.14	29534.57	17016.63	0	0	0	0	0	0	0	0	0	0	0	0	0	0	20-Year Property	Tax Expen	Tax Expense Retire La	MACRS	20 - Year F JCA 50% E
61294.14	59069.14	34033.28	0	0	0	0	0	0	0	0	0	0	0	0	0	0	20-Year Property	Tax Expen	Tax Expense Retire La	MACRS	20 - Year Property
118632.98	61515.13	45170.54	0	8.24	0.93	43.72	52.89	9.17	0	0	0	0	0	0	0	0	15-Year Property	Tax Expen	Tax Expense Retire La	MACRS	15 - Year F JCA 50% E
118632.98	123030.24	90341.1	0	16.48	1.87	87.44	105.78	18.34	0	0	0	0	0	0	0	0	15-Year Property	Tax Expen	Tax Expense Retire La	MACRS	15 - Year Property
870764.02	24410.59	17924.69	0	3.27	0.37	17.35	20.99	3.64	0	0	0	0	0	0	0	0	15-Year Property	Tax Expen	Tax Expense Retire La	MACRS	15 - Year F JCA 50% E
870764.02	48821.16	35849.4	0	6.54	0.74	34.71	41.99	7.28	0	0	0	0	0	0	0	0	15-Year Property	Tax Expen	Tax Expense Retire La	MACRS	15 - Year Property
89842.4	2518.6	1849.42	0	0.34	0.04	1.78	2.16	0.38	0	0	0	0	0	0	0	0	15-Year Property	Tax Expen	Tax Expense Retire La	MACRS	15 - Year F JCA 50% E
89842.4	5037.2	3698.8	0	0.67	0.08	3.58	4.33	0.75	0	0	0	0	0	0	0	0	15-Year Property	Tax Expen	Tax Expense Retire La	MACRS	15 - Year Property
32326.41	906.22	665.45	0	0.12	0.01	0.65	0.79	0.14	0	0	0	0	0	0	0	0	15-Year Property	Tax Expen	Tax Expense Retire La	MACRS	15 - Year F JCA 50% E
32326.41	1812.45	1330.88	0	0.24	0.03	1.28	1.55	0.27	0	0	0	0	0	0	0	0	15-Year Property	Tax Expen	Tax Expense Retire La	MACRS	15 - Year Property
19651.24	550.89	404.52	0	0.07	0.01	0.39	0.47	0.08	0	0	0	0	0	0	0	0	15-Year Property	Tax Expen	Tax Expense Retire La	MACRS	15 - Year F JCA 50% E
19651.24	1101.79	809.06	0	0.15	0.02	0.78	0.94	0.16	0	0	0	0	0	0	0	0	15-Year Property	Tax Expen	Tax Expense Retire La	MACRS	15 - Year Property
4622.18	129.58	95.17	0	0.02	0	0.09	0.11	0.02	0	0	0	0	0	0	0	0	15-Year Property	Tax Expen	Tax Expense Retire La	MACRS	15 - Year F JCA 50% E
4622.18	259.15	190.3	0	0.03	0	0.18	0.22	0.04	0	0	0	0	0	0	0	0	15-Year Property	Tax Expen	Tax Expense Retire La	MACRS	15 - Year Property
3972.48	2059.86	1512.56	0	0.28	0.03	1.46	1.77	0.31	0	0	0	0	0	0	0	0	15-Year Property	Tax Expen	Tax Expense Retire La	MACRS	15 - Year F JCA 50% E
3972.48	4119.73	3025.12	0	0.56	0.06	2.91	3.53	0.62	0	0	0	0	0	0	0	0	15-Year Property	Tax Expen	Tax Expense Retire La	MACRS	15 - Year Property
7865255.55	3017986.22	2216107.3	0	404.13	45.81	2581.74	3031.68	449.94	0	0	0	0	0	0	0	0	15-Year Property	Tax Expen	Tax Expense Retire La	MACRS	15 - Year F JCA 50% E
7865255.55	6035972.44	4432214.54	0	808.26	91.61	5163.48	6063.35	899.87	0	0	0	0	0	0	0	0	15-Year Property	Tax Expen	Tax Expense Retire La	MACRS	15 - Year Property
376765.67	184568.52	135528.67	0	0	0	2933.22	2933.22	0	0	0	0	0	0	0	0	0	15-Year Property	Tax Expen	Tax Expense Retire La	MACRS	15 - Year F JCA 50% E

376765.67	369137.05	271057.35	0	0	0	5866.45	5866.45	0	0	0	0	0	0	0	0	0	15-Year Property	Tax Expen	Tax Expense Retire La	MACRS	15 - Year Property
52653.86	25370.93	14617.71	0	0	0	0	0	0	0	0	0	0	0	0	0	0	20-Year Property	Tax Expen	Tax Expense Retire La	MACRS	20 - Year F JCA 50% E
52653.86	50741.86	29235.41	0	0	0	0	0	0	0	0	0	0	0	0	0	0	15-Year Property	Tax Expen	Tax Expense Retire La	MACRS	15 - Year Property
4320424.07	2113991.71	1217997.47	0	7179.95	0	15102.48	22282.43	7179.95	0	0	0	0	0	0	0	0	20-Year Property	Tax Expen	Tax Expense Retire La	MACRS	20 - Year F JCA 50% E
4320424.07	4227983.43	2435994.92	0	14359.9	0	30204.98	44564.88	14359.9	0	0	0	0	0	0	0	0	15-Year Property	Tax Expen	Tax Expense Retire La	MACRS	15 - Year Property
680593.49	332317.85	191468.25	0	1124.73	0	3528.51	4653.24	1124.73	0	0	0	0	0	0	0	0	20-Year Property	Tax Expen	Tax Expense Retire La	MACRS	20 - Year F JCA 50% E
680593.49	664635.71	382936.53	0	2249.47	0	7056.97	9306.44	2249.47	0	0	0	0	0	0	0	0	15-Year Property	Tax Expen	Tax Expense Retire La	MACRS	15 - Year Property
0	0	0	0	0	0	0	0	0	0	0	0	0	0	0	0	0	20-Year Property	Tax Expen	Tax Expense Retire La	MACRS	20 - Year F JCA 50% E
0	0	0	0	0	0	0	0	0	0	0	0	0	0	0	0	0	15-Year Property	Tax Expen	Tax Expense Retire La	MACRS	15 - Year Property
4626555.33	1418062.72	817031.02	0	0	16575.57	103613.7	120189.27	16575.57	0	0	0	0	0	0	0	0	20-Year Property	Tax Expen	Tax Expense Retire La	MACRS	20 - Year F JCA 50% E
4626555.33	2836125.44	1634062.05	0	0	33151.13	207227.41	240378.54	33151.13	0	0	0	0	0	0	0	0	15-Year Property	Tax Expen	Tax Expense Retire La	MACRS	15 - Year Property
0	3982.57	3982.57	0	0	0	3982.58	3982.58	0	0	0	0	0	0	0	0	0	5-Year Property	MACRS Re	ADR Regular	MACRS	5 - Year Pr JCA 50% E
0	7965.15	7965.15	0	0	0	7965.16	7965.16	0	0	0	0	0	0	0	0	0	5-Year Property	MACRS Re	ADR Regular	MACRS	5 - Year Property
0	0.01	0.01	0	0	0	0	0	0	0	0	0	0	0	0	0	0	5-Year Property	MACRS Re	ADR Regular	MACRS	5 - Year Pr JCA 50% E
0	0	0	0	0	0	0	0	0	0	0	0	0	0	0	0	0		MACRS Re	ADR Regular	MACRS	5 - Year Property
213952.17	71842.02	71842.02	0	0	0	4870.53	4870.53	0	0	0	0	0	0	0	0	0	7-Year Property	MACRS Re	ADR Regular	MACRS	7 - Year Pr JCA 50% E
213952.17	143684.02	143684.02	0	0	0	9741.05	9741.05	0	0	0	0	0	0	0	0	0	7-Year Property	MACRS Re	ADR Regular	MACRS	7 - Year Property
5636.22	2715.61	2715.61	0	0	0	0	0	0	0	0	0	0	0	0	0	0	7-Year Property	MACRS Re	ADR Regular	MACRS	7 - Year Pr JCA 50% E
5636.22	5431.22	5431.22	0	0	0	0	0	0	0	0	0	0	0	0	0	0	7-Year Property	MACRS Re	ADR Regular	MACRS	7 - Year Property
5067.38	5067.04	5067.04	0	0	0	2625.15	2625.15	0	0	0	0	0	0	0	0	0	7-Year Property	MACRS Re	ADR Regular	MACRS	7 - Year Pr JCA 50% E
5067.38	10134.08	10134.08	0	0	0	5250.31	5250.31	0	0	0	0	0	0	0	0	0	7-Year Property	MACRS Re	ADR Regular	MACRS	7 - Year Property
1649.43	795.22	795.22	0	0	0	0	0	0	0	0	0	0	0	0	0	0	5-Year Property	MACRS Re	ADR Regular	MACRS	5 - Year Pr JCA 50% E
1649.43	1590.43	1590.43	0	0	0	0	0	0	0	0	0	0	0	0	0	0	5-Year Property	MACRS Re	ADR Regular	MACRS	5 - Year Property
91140.55	23448.78	17218.44	0	0	0	0	0	0	0	0	0	0	0	0	0	0	15-Year Property	Tax Expen	Tax Expense Retire La	MACRS	15 - Year F JCA 50% E
91140.55	46897.55	34436.9	0	0	0	0	0	0	0	0	0	0	0	0	0	0	15-Year Property	Tax Expen	Tax Expense Retire La	MACRS	15 - Year Property
-0.35	0	0	0	0	0	0	0	0	0	0	0	0	0	0	0	0	15-Year Property	Tax Expen	Tax Expense Retire La	MACRS	15 - Year F JCA 50% E
-0.35	0.11	0.11	0	0	0	0	0	0	0	0	0	0	0	0	0	0	15-Year Property	Tax Expen	Tax Expense Retire La	MACRS	15 - Year Property
-0.17	0.58	0.41	0	0	0	0	0	0	0	0	0	0	0	0	0	0	15-Year Property	Tax Expen	Tax Expense Retire La	MACRS	15 - Year F JCA 50% E
-0.17	1.15	0.86	0	0	0	0	0	0	0	0	0	0	0	0	0	0	15-Year Property	Tax Expen	Tax Expense Retire La	MACRS	15 - Year Property
-0.18	0	0	0	0	0	0	0	0	0	0	0	0	0	0	0	0	15-Year Property	Tax Expen	Tax Expense Retire La	MACRS	15 - Year F JCA 50% E
-0.18	0	0	0	0	0	0	0	0	0	0	0	0	0	0	0	0	15-Year Property	Tax Expen	Tax Expense Retire La	MACRS	15 - Year Property
0.96	0.51	0.38	0	0	0	0	0	0	0	0	0	0	0	0	0	0	15-Year Property	Tax Expen	Tax Expense Retire La	MACRS	15 - Year F JCA 50% E
0.96	1.02	0.75	0	0	0	0	0	0	0	0	0	0	0	0	0	0	15-Year Property	Tax Expen	Tax Expense Retire La	MACRS	15 - Year Property
0.18	0.1	0.1	0	0	0	0	0	0	0	0	0	0	0	0	0	0	20-Year Property	Tax Expen	Tax Expense Retire La	MACRS	20 - Year F JCA 50% E
0.18	0.2	0.2	0	0	0	0	0	0	0	0	0	0	0	0	0	0	15-Year Property	Tax Expen	Tax Expense Retire La	MACRS	15 - Year Property
0.2	0	0	0	0	0	0	0	0	0	0	0	0	0	0	0	0	20-Year Property	Tax Expen	Tax Expense Retire La	MACRS	20 - Year F JCA 50% E
0.2	0	0	0	0	0	0	0	0	0	0	0	0	0	0	0	0	15-Year Property	Tax Expen	Tax Expense Retire La	MACRS	15 - Year Property
0.27	0.14	0.14	0	0	0	0	0	0	0	0	0	0	0	0	0	0	20-Year Property	Tax Expen	Tax Expense Retire La	MACRS	20 - Year F JCA 50% E
0.27	0.27	0.27	0	0	0	0	0	0	0	0	0	0	0	0	0	0	15-Year Property	Tax Expen	Tax Expense Retire La	MACRS	15 - Year Property
0.34	0	0	0	0	0	0	0	0	0	0	0	0	0	0	0	0	20-Year Property	Tax Expen	Tax Expense Retire La	MACRS	20 - Year F JCA 50% E
0.34	0.17	0.17	0	0	0	0	0	0	0	0	0	0	0	0	0	0	15-Year Property	Tax Expen	Tax Expense Retire La	MACRS	15 - Year Property
0.18	0.08	0.08	0	0	0	0	0	0	0	0	0	0	0	0	0	0	5-Year Property	MACRS Re	ADR Regular	MACRS	5 - Year Pr JCA 50% E
0.18	0.17	0.17	0	0	0	0	0	0	0	0	0	0	0	0	0	0		MACRS Re	ADR Regular	MACRS	5 - Year Property
0.1	0.05	0.05	0	0	0	0	0	0	0	0	0	0	0	0	0	0	7-Year Property	MACRS Re	ADR Regular	MACRS	7 - Year Pr JCA 50% E
0.1	0.09	0.09	0	0	0	0	0	0	0	0	0	0	0	0	0	0	7-Year Property	MACRS Re	ADR Regular	MACRS	7 - Year Property
0.97	0.43	0.43	0	0	0	0	0	0	0	0	0	0	0	0	0	0	7-Year Property	MACRS Re	MACRS Re JCA 100%	MACRS	7 - Year Pr JCA 50% E
0.97	0.85	0.85	0	0	0	0	0	0	0	0	0	0	0	0	0	0		MACRS Re	MACRS Regular	MACRS	7 - Year Property
63411.7	27312.43	20055.49	0	20.39	53.33	167.14	240.86	73.72	0	0	0	0	0	0	0	0	15-Year Property	Tax Expen	Tax Expense Retire La	MACRS	15 - Year F JCA 50% E
63411.7	54624.86	40111.04	0	40.78	106.65	334.27	481.7	147.43	0	0	0	0	0	0	0	0	15-Year Property	Tax Expen	Tax Expense Retire La	MACRS	15 - Year Property
864929.31	320126.07	235068.59	0	238.97	625.02	1958.98	2822.97	863.99	0	0	0	0	0	0	0	0	15-Year Property	Tax Expen	Tax Expense Retire La	MACRS	15 - Year F JCA 50% E
864929.31	640252.15	470137.16	0	477.94	1250.03	3917.96	5645.93	1727.97	0	0	0	0	0	0	0	0	15-Year Property	Tax Expen	Tax Expense Retire La	MACRS	15 - Year Property
867339.05	254704.83	187029.74	0	188.9	494.07	3199.81	3882.78	682.97	0	0	0	0	0	0	0	0	15-Year Property	Tax Expen	Tax Expense Retire La	MACRS	15 - Year F JCA 50% E
867339.05	509409.65	374059.51	0	377.81	988.13	6399.62	7765.56	1365.94	0	0	0	0	0	0	0	0	15-Year Property	Tax Expen	Tax Expense Retire La	MACRS	15 - Year Property
44467.04	16458.07	12085.16	0	12.29	32.13	100.72	145.14	44.42	0	0	0	0	0	0	0	0	15-Year Property	Tax Expen	Tax Expense Retire La	MACRS	15 - Year F JCA 50% E
44467.04	32916.13	24170.3	0	24.57	64.26	201.44	290.27	88.83	0	0	0	0	0	0	0	0	15-Year Property	Tax Expen	Tax Expense Retire La	MACRS	15 - Year Property
37465.98	13866.84	10182.4	0	10.35	27.07	84.85	122.27	37.42	0	0	0	0	0	0	0	0	15-Year Property	Tax Expen	Tax Expense Retire La	MACRS	15 - Year F JCA 50% E
37465.98	27733.68	20364.84	0	20.71	54.14	169.73	244.58	74.85	0	0	0	0	0	0	0	0	15-Year Property	Tax Expen	Tax Expense Retire La	MACRS	15 - Year Property
13256.96	4906.64	3602.93	0	3.66	9.58	30.03	43.28	13.25	0	0	0	0	0	0	0	0	15-Year Property	Tax Expen	Tax Expense Retire La	MACRS	15 - Year F JCA 50% E
13256.96	9813.28	7205.87	0	7.33	19.16	60.04	86.53	26.49	0	0	0	0	0	0	0	0	15-Year Property	Tax Expen	Tax Expense Retire La	MACRS	15 - Year Property
439.13	210.56	154.59	0	0	0	0	0	0	0	0	0	0	0	0	0	0	15-Year Property	Tax Expen	Tax Expense Retire La	MACRS	15 - Year F JCA 50% E
439.13	421.13	309.26	0	0	0	0	0	0	0	0	0	0	0	0	0	0	15-Year Property	Tax Expen	Tax Expense Retire La	MACRS	15 - Year Property
207999.82	107004.49	61651.71	0	1121.7	0	6102.37	7224.07	1121.7	0	0	0	0	0	0	0	0	20-Year Property	Tax Expen	Tax Expense Retire La	MACRS	20 - Year F JCA 50% E
207999.82	214008.97	123303.41	0	2243.4	0	12204.76	14448.16	2243.4	0	0	0	0	0	0	0	0	15-Year Property	Tax Expen	Tax Expense Retire La	MACRS	15 - Year Property
180250.08	111112.91	64018.82	0	1012.93	0	19995.21	21008.14	1012.93	0	0	0	0	0	0	0	0	20-Year Property	Tax Expen	Tax Expense Retire La	MACRS	20 - Year F JCA 50% E
180250.08	222225.82	128037.63	0	2025.86	0	39990.42	42016.28	2025.86	0	0	0	0	0	0	0	0	15-Year Property	Tax Expen	Tax Expense Retire La	MACRS	15 - Year Property
20411.92	25392.55	14630.19	0	109.87	0	15509.51	15619.38	109.87	0	0	0	0	0	0	0	0	20-Year Property	Tax Expen	Tax Expense Retire La	MACRS	20 - Year F JCA 50% E
20411.92	50785.09	29260.34	0	219.74	0	31019.04	31238.78	219.74	0	0	0	0	0	0	0	0	15-Year Property	Tax Expen	Tax Expense Retire La	MACRS	15 - Year Property
1241986.96	529753.38	305222.73	0	8682.32	4552.97	51166.97	64402.26	13235.29	0	0	0	0	0	0	0	0	20-Year Property	Tax Expen	Tax Expense Retire La	MACRS	20 - Year F JCA 50% E
1241986.96	1059506.76	610445.41	0	17364.64	9105.94	102333.96	128804.54	26470.58	0	0	0	0	0	0	0	0	15-Year Property	Tax Expen	Tax Expense Retire La	MACRS	15 - Year Property
0	0	0	0	5031.61	0	0	0	0	0	0	0	0	0	0	0	0	5-Year Property	MACRS Re	ADR Regular	MACRS	5 - Year Pr JCA 50% E
0	0	0	0	10063.23	0	0	0	0	0	0	0	0	0	0	0	0	5-Year Property	MACRS Re	ADR Regular	MACRS	5 - Year Property
0	0.01	0.01	0	0	0	0	0	0	0	0	0	0	0	0	0	0	7-Year Property	MACRS Re	MACRS Re JCA 100%	MACRS	7 - Year Pr JCA 50% E
0	0	0	0	0	0	0	0	0	0	0	0	0	0	0	0	0		MACRS Re	MACRS Regular	MACRS	7 - Year Property
1544.82	739.91	739.91	0	0	0	0	0	0	0	0	0	0	0	0	0	0	7-Year Property	MACRS Re	ADR Regular	MACRS	7 - Year Pr JCA 50% E
1544.82	1479.82	1479.82	0	0	0	0	0	0	0	0	0	0	0	0	0	0	7-Year Property	MACRS Re	ADR Regular	MACRS	7 - Year Property
0	-0.01	-0.01	0	1392.93	0	0	0	0	0	0	0	0	0	0	0	0	7-Year Property	MACRS Re	ADR Regular	MACRS	7 - Year Pr JCA 50% E
0	-0.01	-0.01	0	2785.85	0	0	0	0	0	0	0	0	0	0	0	0	7-Year Property	MACRS Re	ADR Regular	MACRS	7 - Year Property
85604.1	82541.1	0	0	0	0	0	0	0	0	0	0	0	0	0	0	0	NON-Depreciable	MACRS Re	ADR Regular	MACRS	Class Life
-36.52	-34.52	-9.6	0	0	0	0	0	0	0	0	0	0	0	0	0	0	Non-Residential Real I	Tax Expen	Tax Expense Retire La	MACRS	Non - Residential Real
374553.93	361154.93	100704.42	0	0	0	0	0	0	0	0	0	0	0	0	0	0	Non-Residential Real I	MACRS Re	ADR Regular	MACRS	Non - Residential Real
10719.07	10336.07	2815.89	0	0	0	0	0	0	0	0	0	0	0	0	0	0	Non-Residential Real I	MACRS Re	ADR Regular	MACRS	Non - Residential Real
142929.08	137743.08	0	0	0	0	0	0	0	0	0	0	0	0	0	0	0	NON-Depreciable	MACRS Re	ADR Regular	MACRS	Class Life
2522.03	169.03	0	0	0	0	0	0	0	0	0	0	0	0	0	0	0	NON-Depreciable	MACRS Re	ADR Regular	MACRS	Class Life
-312.2	-240.2	-176.39	0	0	0	0	0	0	0	0	0	0	0	0	0	0	15-Year Property	Tax Expen	Tax Expense Retire La	MACRS	15 - Year Property
270.53	259.7	190.7	0	0	0	0	0	0	0	0	0	0	0	0	0	0	15-Year Property	Tax Expen	Tax Expense Retire La	MACRS	15 - Year Property
101.42	98.42	56.69	0	0	0	0	0	0	0	0	0	0	0	0	0	0	20-Year Property	Tax Expen	Tax Expense Retire La	MACRS	20 - Year Property
-53.15	-51.15	-29.46	0	0	0	0	0	0	0	0	0	0	0	0	0	0	20-Year Property	Tax Expen	Tax Expense Retire La	MACRS	20 - Year Property
-48.27	-46.27	-26.65	0	0	0	0	0	0	0	0	0	0	0	0	0	0	20-Year Property	Tax Expen	Tax Expense Retire La	MACRS	20 - Year Property
34.51	19.78	11.39	0	0	0.24	0.77	1.01	0.24	0	0	0	0	0	0	0	0	20-Year Property	Tax Expen	Tax Expense Retire La	MACRS	20 - Year Property
476.29	458.29	125.82	0	0	0	0	0	0	0	0	0	0	0	0	0	0	Non-Residential Real I	Tax Expen	Tax Expense Retire La	MACRS	Non - Residential Real
91.01	88.01	23.82	0	0	0	0	0	0	0	0	0	0	0	0	0	0	Non-Residential Real I	Tax Expen	Tax Expense Retire La	MACRS	Non - Residential Real
79139.62	76267.62	20451.14	0	0	0	0	0	0	0	0	0	0	0	0	0	0	Non-Residential Real I	MACRS Re	ADR Regular	MACRS	Non - Residential Real

17003.35	16385.35	4393.73	0	0	0	0	0	0	0	0	0	0	0	0	0	0	Non-Residential Real I	MACRS Re	ADR Regular	MACRS	Non - Residential Real
-11.67	-10.67	-2.8	0	0	0	0	0	0	0	0	0	0	0	0	0	0	Non-Residential Real I	MACRS Re	ADR Regular	MACRS	Non - Residential Real
8.85	8.85	2.37	0	0	0	0	0	0	0	0	0	0	0	0	0	0	Non-Residential Real I	MACRS Re	ADR Regular	MACRS	Non - Residential Real
45160.11	43521.11	11391.2	0	0	0	0	0	0	0	0	0	0	0	0	0	0	Non-Residential Real I	MACRS Re	ADR Regular	MACRS	Non - Residential Real
3510.7	3383.7	871.22	0	0	0	0	0	0	0	0	0	0	0	0	0	0	Non-Residential Real I	MACRS Re	ADR Regular	MACRS	Non - Residential Real
13349.94	12865.94	3559.98	0	0	0	0	0	0	0	0	0	0	0	0	0	0	Non-Residential Real I	MACRS Re	ADR Regular	MACRS	Non - Residential Real
288994.88	338976	89448.94	0	0	0	66057.86	66057.86	0	0	0	0	0	0	0	0	0	Non-Residential Real I	Tax Expen	Tax Expense Retire La	MACRS	Non - Residential Real
-288995.42	-288995.42	-74407.63	0	0	0	0	0	0	0	0	0	0	0	0	0	0	Non-Residential Real I	Tax Expen	Tax Expense Retire La	MACRS	Non - Residential Real
-23114	-23114	-6049.83	0	0	0	0	0	0	0	0	0	0	0	0	0	0	Non-Residential Real I	MACRS Re	ADR Regular	MACRS	Non - Residential Real
23114	21828	5759.97	0	0	0	0	0	0	0	0	0	0	0	0	0	0	Non-Residential Real I	MACRS Re	ADR Regular	MACRS	Non - Residential Real
18899	18899	4946.62	0	0	0	0	0	0	0	0	0	0	0	0	0	0	Non-Residential Real I	MACRS Re	ADR Regular	MACRS	Non - Residential Real
-381.18	-365.18	0	0	0	0	0	0	0	0	0	0	0	0	0	0	0	NON-Depreciable	MACRS Re	ADR Regular	MACRS	Class Life
1691649.56	2127649.54	1436588.97	0	1463.97	5377.49	26245.67	33087.13	6841.46	0	0	0	0	0	0	0	0		Tax Expen	Tax Expense Retire La	MACRS	15 - Year F JCA 50% E
1691649.56	4255299.07	2873177.95	0	2927.94	10754.98	52491.31	66174.24	13682.93	0	0	0	0	0	0	0	0		Tax Expen	Tax Expense Retire La	MACRS	15 - Year Property
9774112.44	4964881.27	3352287.81	0	3490.9	12657.58	18594.48	34742.96	16148.48	0	0	0	0	0	0	0	0		Tax Expen	Tax Expense Retire La	MACRS	15 - Year F JCA 50% E
9774112.44	9929762.54	6704575.68	0	6981.8	25315.17	37188.94	69485.91	32296.97	0	0	0	0	0	0	0	0		Tax Expen	Tax Expense Retire La	MACRS	15 - Year Property
3470510.9	1796516.52	1213007.94	0	1243.62	4568.09	11411.83	17223.54	5811.71	0	0	0	0	0	0	0	0		Tax Expen	Tax Expense Retire La	MACRS	15 - Year F JCA 50% E
3470510.9	3593033.04	2426015.9	0	2487.24	9136.18	22823.66	34447.08	11623.42	0	0	0	0	0	0	0	0		Tax Expen	Tax Expense Retire La	MACRS	15 - Year Property
199108	102082.66	68926.22	0	0	0	0	0	0	0	0	0	0	0	0	0	0		Tax Expen	Tax Expense Retire La	MACRS	15 - Year F JCA 50% E
199108	204165.32	137852.42	0	0	0	0	0	0	0	0	0	0	0	0	0	0		Tax Expen	Tax Expense Retire La	MACRS	15 - Year Property
229259.41	134858.67	91056.58	0	0	0	17293.14	17293.14	0	0	0	0	0	0	0	0	0		Tax Expen	Tax Expense Retire La	MACRS	15 - Year F JCA 50% E
229259.41	269717.33	182113.13	0	0	0	34586.27	34586.27	0	0	0	0	0	0	0	0	0		Tax Expen	Tax Expense Retire La	MACRS	15 - Year Property
77195	39577.86	26722.97	0	0	0	0	0	0	0	0	0	0	0	0	0	0	15-Year Property	Tax Expen	Tax Expense Retire La	MACRS	15 - Year F JCA 50% E
77195	79155.71	79155.71	0	0	0	0	0	0	0	0	0	0	0	0	0	0	15-Year Property	Tax Expen	Tax Expense Retire La	MACRS	15 - Year Property
2837283.85	1623364.88	862883.37	0	108.87	0	168580.75	168689.62	108.87	0	0	0	0	0	0	0	0		Tax Expen	Tax Expense Retire La	MACRS	20 - Year F JCA 50% E
2837283.85	3246729.76	1725766.74	0	217.74	0	337161.52	337379.26	217.74	0	0	0	0	0	0	0	0		Tax Expen	Tax Expense Retire La	MACRS	20 - Year Property
504635.64	288522.4	194810.32	0	19.36	0	29776.37	29795.73	19.36	0	0	0	0	0	0	0	0		Tax Expen	Tax Expense Retire La	MACRS	15 - Year F JCA 50% E
504635.64	577044.8	389620.64	0	38.73	0	59552.76	59591.49	38.73	0	0	0	0	0	0	0	0		Tax Expen	Tax Expense Retire La	MACRS	15 - Year Property
633987.14	362478.39	192671.75	0	24.33	0	37408.85	37433.18	24.33	0	0	0	0	0	0	0	0		Tax Expen	Tax Expense Retire La	MACRS	20 - Year F JCA 50% E
633987.14	724956.77	385343.53	0	48.66	0	74817.71	74866.37	48.66	0	0	0	0	0	0	0	0		Tax Expen	Tax Expense Retire La	MACRS	20 - Year Property
3578532.8	2870094.16	1525569.86	0	325.1	57465.67	977192.63	1034983.4	57790.77	0	0	0	0	0	0	0	0		Tax Expen	Tax Expense Retire La	MACRS	20 - Year F JCA 50% E
3578532.8	5740188.32	3051139.69	0	650.2	114931.33	1954385.3	2069966.81	115581.5	0	0	0	0	0	0	0	0		Tax Expen	Tax Expense Retire La	MACRS	20 - Year Property
0	26947.16	26947.16	0	0	0	26947.16	26947.16	0	0	0	0	0	0	0	0	0	5-Year Property	MACRS Re	ADR Regular	MACRS	5 - Year Pr JCA 50% E
0	26947.16	26947.16	0	0	0	26947.16	26947.16	0	0	0	0	0	0	0	0	0	5-Year Property	MACRS Re	ADR Regular	MACRS	5 - Year Property
0	0	0	0	0	0	0	0	0	0	0	0	0	0	0	0	0	5-Year Property	MACRS Re	ADR Regular	MACRS	5 - Year Pr JCA 50% E
0	0	0	0	0	0	0	0	0	0	0	0	0	0	0	0	0	5-Year Property	MACRS Re	ADR Regular	MACRS	5 - Year Property
461642.57	236684.11	236684.11	0	0	0	0	0	0	0	0	0	0	0	0	0	0		MACRS Re	MACRS Regular	MACRS	7 - Year Pr JCA 50% E
461642.57	473368.22	473368.22	0	0	0	0	0	0	0	0	0	0	0	0	0	0		MACRS Re	MACRS Regular	MACRS	7 - Year Property
56377.42	29049.9	29049.9	0	0	0	0	0	0	0	0	0	0	0	0	0	0	7-Year Property	MACRS Re	ADR Regular	MACRS	7 - Year Pr JCA 50% E
56377.42	58099.8	58099.8	0	0	0	0	0	0	0	0	0	0	0	0	0	0	7-Year Property	MACRS Re	ADR Regular	MACRS	7 - Year Property
223176.52	114422.59	114422.59	0	0	0	0	0	0	0	0	0	0	0	0	0	0	7-Year Property	MACRS Re	ADR Regular	MACRS	7 - Year Pr JCA 50% E
223176.52	228845.17	228845.17	0	0	0	0	0	0	0	0	0	0	0	0	0	0	7-Year Property	MACRS Re	ADR Regular	MACRS	7 - Year Property
157246.69	81025.33	81025.33	0	0	0	0	0	0	0	0	0	0	0	0	0	0	7-Year Property	MACRS Re	ADR Regular	MACRS	7 - Year Pr JCA 50% E
157246.69	162050.67	162050.67	0	0	0	0	0	0	0	0	0	0	0	0	0	0	7-Year Property	MACRS Re	ADR Regular	MACRS	7 - Year Property
1165681	597644.55	597644.55	0	0	0	0	0	0	0	0	0	0	0	0	0	0		MACRS Re	MACRS Regular	MACRS	7 - Year Pr JCA 50% E
1165681	1195289.1	1195289.1	0	0	0	0	0	0	0	0	0	0	0	0	0	0		MACRS Re	MACRS Regular	MACRS	7 - Year Property
0	0	0	0	0	0	0	0	0	0	0	0	0	0	0	0	0	5-Year Property	MACRS Re	ADR Regular	MACRS	5 - Year Pr JCA 50% E
0	0	0	0	0	0	0	0	0	0	0	0	0	0	0	0	0	5-Year Property	MACRS Re	ADR Regular	MACRS	5 - Year Property
0	0.01	0.01	0	12100.11	0	0	0	0	0	0	0	0	0	0	0	0		MACRS Re	MACRS Regular	MACRS	3 - Year Pr JCA 50% E
0	-0.01	-0.01	0	24200.23	0	0	0	0	0	0	0	0	0	0	0	0		MACRS Re	ADR Regular	MACRS	3 - Year Property
0	0	0	0	0	0	0	0	0	0	0	0	0	0	0	0	0	7-Year Property	MACRS Re	MACRS Re JCA 100%	MACRS	7 - Year Pr JCA 50% E
0	0	0	0	0	0	0	0	0	0	0	0	0	0	0	0	0	7-Year Property	MACRS Re	MACRS Regular	MACRS	7 - Year Property
60.22	31.54	16.78	0	0	0	0	0	0	0	0	0	0	0	0	0	0		Tax Expen	Tax Expense Retire La	MACRS	20 - Year F JCA 50% E
60.22	63.08	33.51	0	0	0	0	0	0	0	0	0	0	0	0	0	0		Tax Expen	Tax Expense Retire La	MACRS	20 - Year Property
150176.05	76367.22	51563.17	0	7.03	162.88	77.77	247.68	169.91	0	0	0	0	0	0	0	0		Tax Expen	Tax Expense Retire La	MACRS	15 - Year F JCA 50% E
150176.05	152734.43	103126.27	0	14.06	325.76	155.53	495.36	339.83	0	0	0	0	0	0	0	0		Tax Expen	Tax Expense Retire La	MACRS	15 - Year Property
48668.01	24748.57	16710.25	0	2.28	52.79	25.22	80.29	55.07	0	0	0	0	0	0	0	0		Tax Expen	Tax Expense Retire La	MACRS	15 - Year F JCA 50% E
48668.01	49497.14	33420.46	0	4.56	105.58	50.41	160.55	110.14	0	0	0	0	0	0	0	0		Tax Expen	Tax Expense Retire La	MACRS	15 - Year Property
43513.86	22127.59	14940.55	0	2.04	47.2	22.53	71.78	49.25	0	0	0	0	0	0	0	0		Tax Expen	Tax Expense Retire La	MACRS	15 - Year F JCA 50% E
43513.86	44255.17	29881.11	0	4.09	94.41	45.05	143.54	98.49	0	0	0	0	0	0	0	0		Tax Expen	Tax Expense Retire La	MACRS	15 - Year Property
3371.07	1714.25	1157.47	0	0.16	3.65	1.74	5.56	3.82	0	0	0	0	0	0	0	0		Tax Expen	Tax Expense Retire La	MACRS	15 - Year F JCA 50% E
3371.07	3428.49	2314.9	0	0.32	7.31	3.48	11.11	7.63	0	0	0	0	0	0	0	0		Tax Expen	Tax Expense Retire La	MACRS	15 - Year Property
8575208.16	4360647.27	2944309.02	0	401.62	9300.74	4440.32	14142.68	9702.36	0	0	0	0	0	0	0	0		Tax Expen	Tax Expense Retire La	MACRS	15 - Year F JCA 50% E
8575208.16	8721294.55	5888618.09	0	803.24	18601.47	8880.65	28285.37	19404.72	0	0	0	0	0	0	0	0		Tax Expen	Tax Expense Retire La	MACRS	15 - Year Property
4916299.33	2760264.54	1863730.61	0	254.2	5886.93	2987.07	9128.2	6141.13	0	0	0	0	0	0	0	0		Tax Expen	Tax Expense Retire La	MACRS	15 - Year F JCA 50% E
4916299.33	5520529.08	3727461.25	0	508.4	11773.87	5974.14	18256.41	12282.27	0	0	0	0	0	0	0	0		Tax Expen	Tax Expense Retire La	MACRS	15 - Year Property
0	4.78	3.22	0	0	0	0	0	0	0	0	0	0	0	0	0	0		Tax Expen	Tax Expense Retire La	MACRS	15 - Year F JCA 50% E
0	9.56	6.45	0	0	0	0	0	0	0	0	0	0	0	0	0	0		Tax Expen	Tax Expense Retire La	MACRS	15 - Year Property
683295	346343.17	233850.91	0	0	0	0	0	0	0	0	0	0	0	0	0	0		Tax Expen	Tax Expense Retire La	MACRS	15 - Year F JCA 50% E
683295	692686.33	467701.8	0	0	0	0	0	0	0	0	0	0	0	0	0	0		Tax Expen	Tax Expense Retire La	MACRS	15 - Year Property
12776.04	6909.26	4665.14	0	0	0	0	0	0	0	0	0	0	0	0	0	0	15-Year Property	Tax Expen	Tax Expense Retire La	MACRS	15 - Year F JCA 50% E
12776.04	13818.51	13818.51	0	0	0	0	0	0	0	0	0	0	0	0	0	0	15-Year Property	Tax Expen	Tax Expense Retire La	MACRS	15 - Year Property
93556	47418.25	25204.68	0	0	0	0	0	0	0	0	0	0	0	0	0	0		Tax Expen	Tax Expense Retire La	MACRS	20 - Year F JCA 50% E
93556	94836.5	50409.4	0	0	0	0	0	0	0	0	0	0	0	0	0	0		Tax Expen	Tax Expense Retire La	MACRS	20 - Year Property
2336387.8	1426349.22	758161.67	0	65867.25	0	176299.11	242166.36	65867.25	0	0	0	0	0	0	0	0		Tax Expen	Tax Expense Retire La	MACRS	20 - Year F JCA 50% E
2336387.8	2852698.44	1516323.31	0	131734.5	0	352598.21	484332.7	131734.5	0	0	0	0	0	0	0	0		Tax Expen	Tax Expense Retire La	MACRS	20 - Year Property
449975.67	278135.92	147840.37	0	12685.68	0	37383.01	50068.69	12685.68	0	0	0	0	0	0	0	0		Tax Expen	Tax Expense Retire La	MACRS	20 - Year F JCA 50% E
449975.67	556271.83	295680.73	0	25371.36	0	74766.04	100137.4	25371.36	0	0	0	0	0	0	0	0		Tax Expen	Tax Expense Retire La	MACRS	20 - Year Property
90787.86	148093.78	78717.76	0	2559.48	0	99519.06	102078.54	2559.48	0	0	0	0	0	0	0	0		Tax Expen	Tax Expense Retire La	MACRS	20 - Year F JCA 50% E
90787.86	296187.56	157435.54	0	5118.97	0	199038.13	204157.1	5118.97	0	0	0	0	0	0	0	0		Tax Expen	Tax Expense Retire La	MACRS	20 - Year Property
3298614.02	1862063.77	989761.37	0	0	27794.25	153223.69	181017.94	27794.25	0	0	0	0	0	0	0	0		Tax Expen	Tax Expense Retire La	MACRS	20 - Year F JCA 50% E
3298614.02	3724127.54	1979522.76	0	0	55588.49	306447.39	362035.88	55588.49	0	0	0	0	0	0	0	0		Tax Expen	Tax Expense Retire La	MACRS	20 - Year Property
60995.75	30915.3	30915.3	0	4955.54	0	0	0	0	0	0	0	0	0	0	0	0		MACRS Re	MACRS Regular	MACRS	5 - Year Pr JCA 50% E
60995.75	61830.61	61830.61	0	9911.07	0	0	0	0	0	0	0	0	0	0	0	0		MACRS Re	MACRS Regular	MACRS	5 - Year Property
306405	155299.38	155299.38	0	0	0	0	0	0	0	0	0	0	0	0	0	0		MACRS Re	MACRS Regular	MACRS	7 - Year Pr JCA 50% E
306405	310598.75	310598.75	0	0	0	0	0	0	0	0	0	0	0	0	0	0		MACRS Re	MACRS Regular	MACRS	7 - Year Property
4043.94	2049.64	2049.64	0	0	0	0	0	0	0	0	0	0	0	0	0	0	7-Year Property	MACRS Re	ADR Regular	MACRS	7 - Year Pr JCA 50% E
4043.94	4099.29	4099.29	0	0	0	0	0	0	0	0	0	0	0	0	0	0	7-Year Property	MACRS Re	ADR Regular	MACRS	7 - Year Property
206514	111682.51	75408.04	0	0	0	0	0	0	0	0	0	0	0	0	0	0	15-Year Property	Tax Expen	Tax Expense Retire La	MACRS	15 - Year F JCA 50% E
206514	223365.03	223365.03	0	0	0	0	0	0	0	0	0	0	0	0	0	0	15-Year Property	Tax Expen	Tax Expense Retire La	MACRS	15 - Year Property
0	0	0	0	0	0	0	0	0	0	0	0	0	0	0	0	0	20-Year Property	Tax Expen	Tax Expense Retire La	MACRS	20 - Year F JCA 50% E
0	0	0	0	0	0	0	0	0	0	0	0	0	0	0	0	0	20-Year Property	Tax Expen	Tax Expense Retire La	MACRS	20 - Year Property

570001.68	325031.31	219461.15	0	587.39	241.08	5006.21	5834.67	828.46	0	0	0	0	0	0	0	0		Tax Expen:	Tax Expense Retire La	MACRS	15 - Year F JCA 50% E
570001.68	650062.63	438922.29	0	1174.77	482.15	10012.43	11669.36	1656.93	0	0	0	0	0	0	0	0		Tax Expen:	Tax Expense Retire La	MACRS	15 - Year Property
-534961	-275272.71	-185864.15	0	0	0	0	0	0	0	0	0	0	0	0	0	0		Tax Expen:	Tax Expense Retire La	MACRS	15 - Year F JCA 50% E
-534961	-550545.42	-371728.26	0	0	0	0	0	0	0	0	0	0	0	0	0	0		Tax Expen:	Tax Expense Retire La	MACRS	15 - Year Property
643034.79	336293.18	227065.17	0	608.9	249.89	4549.92	5408.72	858.8	0	0	0	0	0	0	0	0		Tax Expen:	Tax Expense Retire La	MACRS	15 - Year F JCA 50% E
643034.79	672586.36	454130.31	0	1217.81	499.79	9099.84	10817.43	1717.59	0	0	0	0	0	0	0	0		Tax Expen:	Tax Expense Retire La	MACRS	15 - Year Property
81309.35	41839.01	22239.11	0	0	0	0	0	0	0	0	0	0	0	0	0	0	20-Year Property	Tax Expen:	Tax Expense Retire La	MACRS	20 - Year F JCA 50% E
81309.35	83678.02	76349.92	0	0	0	0	0	0	0	0	0	0	0	0	0	0	20-Year Property	Tax Expen:	Tax Expense Retire La	MACRS	20 - Year Property
225922.51	131373.28	69830.17	0	1787.74	0	13333.55	15121.29	1787.74	0	0	0	0	0	0	0	0		Tax Expen:	Tax Expense Retire La	MACRS	20 - Year F JCA 50% E
225922.51	262746.56	139660.31	0	3575.48	0	26667.08	30242.56	3575.48	0	0	0	0	0	0	0	0		Tax Expen:	Tax Expense Retire La	MACRS	20 - Year Property
170833.6	107676.56	57234.39	0	1351.82	0	18419.6	19771.42	1351.82	0	0	0	0	0	0	0	0		Tax Expen:	Tax Expense Retire La	MACRS	20 - Year F JCA 50% E
170833.6	215353.12	114468.79	0	2703.64	0	36839.22	39542.86	2703.64	0	0	0	0	0	0	0	0		Tax Expen:	Tax Expense Retire La	MACRS	20 - Year Property
0	0	0	0	0	0	0	0	0	0	0	0	0	0	0	0	0		Tax Expen:	Tax Expense Retire La	MACRS	20 - Year F JCA 50% E
0	0	0	0	0	0	0	0	0	0	0	0	0	0	0	0	0		Tax Expen:	Tax Expense Retire La	MACRS	20 - Year Property
1270269.44	743040.89	394955.95	0	262.44	16025.05	73092.46	89379.95	16287.49	0	0	0	0	0	0	0	0		Tax Expen:	Tax Expense Retire La	MACRS	20 - Year F JCA 50% E
1270269.44	1486081.78	789911.91	0	524.89	32050.1	146184.92	178759.91	32574.99	0	0	0	0	0	0	0	0		Tax Expen:	Tax Expense Retire La	MACRS	20 - Year Property
39865.37	20513.36	20513.36	0	3427.92	0	0	0	0	0	0	0	0	0	0	0	0	5-Year Property	MACRS Re	ADR Regular	MACRS	5 - Year Pr JCA 50% E
39865.37	41026.71	41026.71	0	6855.84	0	0	0	0	0	0	0	0	0	0	0	0	5-Year Property	MACRS Re	ADR Regular	MACRS	5 - Year Property
50308.47	25887.02	25887.02	0	9306.2	0	0	0	0	0	0	0	0	0	0	0	0		MACRS Re	MACRS Regular	MACRS	7 - Year Pr JCA 50% E
50308.47	51774.04	51774.04	0	18612.41	0	0	0	0	0	0	0	0	0	0	0	0		MACRS Re	MACRS Regular	MACRS	7 - Year Property
25781.92	13266.51	13266.51	0	688.75	0	0	0	0	0	0	0	0	0	0	0	0		MACRS Re	MACRS Regular	MACRS	7 - Year Pr JCA 50% E
25781.92	26532.99	26532.99	0	1377.5	0	0	0	0	0	0	0	0	0	0	0	0		MACRS Re	MACRS Regular	MACRS	7 - Year Property
4739.44	-43.18	0	0	0	0	0	0	0	0	0	0	0	0	0	0	0		MACRS Re	ADR Regular	MACRS	Class Life
-2740679.13	-3569206.95	-2409928.53	0	0	0	-483.43	-483.43	0	0	0	0	0	0	0	0	0		Tax Expen:	Tax Expense Retire La	MACRS	15 - Year Property
4454819.07	504772.57	340822.43	0	347.56	1276.65	5885.83	7510.04	1624.21	0	0	0	0	0	0	0	0		Tax Expen:	Tax Expense Retire La	MACRS	15 - Year Property
3984431.16	-1270363.92	-857749.72	0	-881.7	-3238.69	-4757.78	-8878.17	-4120.39	0	0	0	0	0	0	0	0		Tax Expen:	Tax Expense Retire La	MACRS	15 - Year Property
-0.2	-0.2	-0.2	0	0	0	0	0	0	0	0	0	0	0	0	0	0		Tax Expen:	Tax Expense Retire La	MACRS	15 - Year Property
205492.99	5163.87	3486.65	0	0	0	0	0	0	0	0	0	0	0	0	0	0		Tax Expen:	Tax Expense Retire La	MACRS	15 - Year Property
-0.08	0	0	0	0	0	0	0	0	0	0	0	0	0	0	0	0	15-Year Property	Tax Expen:	Tax Expense Retire La	MACRS	15 - Year Property
104.37	119.23	63.37	0	0.01	0	12.31	12.32	0.01	0	0	0	0	0	0	0	0		Tax Expen:	Tax Expense Retire La	MACRS	20 - Year Property
329.63	-107.17	-56.97	0	-0.01	0	-11.07	-11.08	-0.01	0	0	0	0	0	0	0	0		Tax Expen:	Tax Expense Retire La	MACRS	20 - Year Property
1335401.99	51814.22	27541.33	0	5.87	1037.44	17641.41	18684.71	1043.3	0	0	0	0	0	0	0	0		Tax Expen:	Tax Expense Retire La	MACRS	20 - Year Property
238410.59	245694.19	0	0	0	0	0	0	0	0	0	0	0	0	0	0	0	NON-Depreciable	MACRS Re	ADR Regular	MACRS	Class Life
-0.24	-0.24	-0.24	0	0	0	0	0	0	0	0	0	0	0	0	0	0		MACRS Re	MACRS Regular	MACRS	7 - Year Property
-0.24	-0.24	-0.24	0	0	0	0	0	0	0	0	0	0	0	0	0	0	AMT - ALL Property	MACRS Re	MACRS Regular	MACRS	7 - Year Property
-753.06	0	0	0	0	0	0	0	0	0	0	0	0	0	0	0	0	Non-Residential Real I	MACRS Re	ADR Regular	MACRS	Non - Residential Real
25305.08	25947.83	6070.99	0	0	0	0	0	0	0	0	0	0	0	0	0	0	Non-Residential Real I	MACRS Re	ADR Regular	MACRS	Non - Residential Real
236925.32	242943.18	61513.18	0	0	0	0	0	0	0	0	0	0	0	0	0	0	Non-Residential Real I	MACRS Re	ADR Regular	MACRS	Non - Residential Real
9066.23	230.29	230.29	0	0	0	0	0	0	0	0	0	0	0	0	0	0		MACRS Re	MACRS Regular	MACRS	7 - Year Property
9066.23	230.29	230.29	0	0	0	0	0	0	0	0	0	0	0	0	0	0	AMT - ALL Property	MACRS Re	MACRS Regular	MACRS	7 - Year Property
29935.35	760.34	760.34	0	0	0	0	0	0	0	0	0	0	0	0	0	0		MACRS Re	MACRS Regular	MACRS	7 - Year Property
29935.35	760.34	760.34	0	0	0	0	0	0	0	0	0	0	0	0	0	0	AMT - ALL Property	MACRS Re	MACRS Regular	MACRS	7 - Year Property
145.03	145.03	0	0	0	0	0	0	0	0	0	0	0	0	0	0	0		MACRS Re	ADR Regular	MACRS	Class Life
111206.02	3142.35	2121.71	0	0	0	0	0	0	0	0	0	0	0	0	0	0		Tax Expen:	Tax Expense Retire La	MACRS	15 - Year Property
-4147.54	-105.35	-71.15	0	0	0	0	0	0	0	0	0	0	0	0	0	0		Tax Expen:	Tax Expense Retire La	MACRS	15 - Year Property
-0.23	0.01	0	0	0	0	0	0	0	0	0	0	0	0	0	0	0		MACRS Re	MACRS Regular	MACRS	3 - Year Property
-0.01	-2.05	-1.1	0	0	0	0	0	0	0	0	0	0	0	0	0	0		Tax Expen:	Tax Expense Retire La	MACRS	20 - Year Property
79243.19	22936.77	0	0	0	0	0	0	0	0	0	0	0	0	0	0	0		MACRS Re	ADR Regular	MACRS	Class Life
75973.68	1033.67	697.94	0	0.1	2.2	1.05	3.35	2.3	0	0	0	0	0	0	0	0		Tax Expen:	Tax Expense Retire La	MACRS	15 - Year Property
1829450	231160.42	156079.5	0	21.29	493.04	235.38	749.71	514.33	0	0	0	0	0	0	0	0		Tax Expen:	Tax Expense Retire La	MACRS	15 - Year Property
6843918.09	-274716.82	-185488.79	0	-25.3	-585.94	-279.74	-890.98	-611.24	0	0	0	0	0	0	0	0		Tax Expen:	Tax Expense Retire La	MACRS	15 - Year Property
69423.53	911.08	615.14	0	0	0	0	0	0	0	0	0	0	0	0	0	0		Tax Expen:	Tax Expense Retire La	MACRS	15 - Year Property
-0.41	-0.41	-0.41	0	0	0	0	0	0	0	0	0	0	0	0	0	0		Tax Expen:	Tax Expense Retire La	MACRS	20 - Year Property
-0.48	-0.48	-0.48	0	0	0	0	0	0	0	0	0	0	0	0	0	0		Tax Expen:	Tax Expense Retire La	MACRS	20 - Year Property
0.16	0.19	0.19	0	0.01	0	0.02	0.03	0.01	0	0	0	0	0	0	0	0		Tax Expen:	Tax Expense Retire La	MACRS	20 - Year Property
0.15	0.19	0.19	0	0.01	0	0.02	0.03	0.01	0	0	0	0	0	0	0	0		Tax Expen:	Tax Expense Retire La	MACRS	20 - Year Property
2177274.77	12785.66	6796.09	0	0	190.85	1052.11	1242.96	190.85	0	0	0	0	0	0	0	0		Tax Expen:	Tax Expense Retire La	MACRS	20 - Year Property
-0.46	-0.47	-0.47	0	0	0	0	0	0	0	0	0	0	0	0	0	0		MACRS Re	MACRS Regular	MACRS	5 - Year Property
-0.46	-0.47	-0.47	0	0	0	0	0	0	0	0	0	0	0	0	0	0	AMT - ALL Property	MACRS Re	MACRS Regular	MACRS	5 - Year Property
0.44	0.45	0.45	0	0	0	0	0	0	0	0	0	0	0	0	0	0		MACRS Re	MACRS Regular	MACRS	7 - Year Property
0.44	0.45	0.45	0	0	0	0	0	0	0	0	0	0	0	0	0	0	AMT - ALL Property	MACRS Re	MACRS Regular	MACRS	7 - Year Property
0	-0.01	0	0	0	0	0	0	0	0	0	0	0	0	0	0	0		MACRS Re	MACRS Regular	MACRS	7 - Year Property
0	-0.01	-0.01	0	0	0	0	0	0	0	0	0	0	0	0	0	0	AMT - ALL Property	MACRS Re	MACRS Regular	MACRS	7 - Year Property
7246.72	7345.9	1765.82	0	0	0	0	0	0	0	0	0	0	0	0	0	0	Non-Residential Real I	MACRS Re	ADR Regular	MACRS	Non - Residential Real
11985.65	12149.69	2894.56	0	0	0	0	0	0	0	0	0	0	0	0	0	0	Non-Residential Real I	MACRS Re	ADR Regular	MACRS	Non - Residential Real
6267.06	6352.84	1499.93	0	0	0	0	0	0	0	0	0	0	0	0	0	0	Non-Residential Real I	MACRS Re	ADR Regular	MACRS	Non - Residential Real
424952.21	595372.21	138025.1	0	0	0	0	0	0	0	0	0	0	0	0	0	0	Non-Residential Real I	MACRS Re	ADR Regular	MACRS	Non - Residential Real
445.45	451.55	115.31	0	0	0	0	0	0	0	0	0	0	0	0	0	0	Non-Residential Real I	MACRS Re	ADR Regular	MACRS	Non - Residential Real
4.12	4.17	1.07	0	0	0	0	0	0	0	0	0	0	0	0	0	0	Non-Residential Real I	MACRS Re	ADR Regular	MACRS	Non - Residential Real
-206514	-223365.02	-150816.08	0	0	0	0	0	0	0	0	0	0	0	0	0	0		Tax Expen:	Tax Expense Retire La	MACRS	15 - Year Property
601	0	0	0	0	0	0	0	0	0	0	0	0	0	0	0	0	5-Year Property	MACRS Re	MACRS Regular	MACRS	5 - Year Property
601	0	0	0	0	0	0	0	0	0	0	0	0	0	0	0	0	AMT - ALL Property	MACRS Re	MACRS Regular	MACRS	5 - Year Property
592274.41	552496.9	373045.93	0	1000.37	410.55	7475.1	8886.02	1410.92	0	0	0	0	0	0	0	0		Tax Expen:	Tax Expense Retire La	MACRS	15 - Year Property
1629609.97	562238.66	379623.54	0	1018	417.79	7606.89	9042.68	1435.79	0	0	0	0	0	0	0	0		Tax Expen:	Tax Expense Retire La	MACRS	15 - Year Property
2137953.1	47876.28	32326.06	0	86.52	35.51	737.4	859.43	122.03	0	0	0	0	0	0	0	0		Tax Expen:	Tax Expense Retire La	MACRS	15 - Year Property
12701.19	401.9	271.35	0	0.73	0.3	5.44	6.47	1.03	0	0	0	0	0	0	0	0		Tax Expen:	Tax Expense Retire La	MACRS	15 - Year Property
0	0	0	0	0	0	0	0	0	0	0	0	0	0	0	0	0		Tax Expen:	Tax Expense Retire La	MACRS	20 - Year Property
-0.49	-0.5	-0.26	0	0	0	0	0	0	0	0	0	0	0	0	0	0		Tax Expen:	Tax Expense Retire La	MACRS	20 - Year Property
0.1	0.1	0.1	0	0	0	0	0	0	0	0	0	0	0	0	0	0		Tax Expen:	Tax Expense Retire La	MACRS	20 - Year Property
143215.69	4688.7	2492.23	0	1.66	101.12	461.23	564.01	102.78	0	0	0	0	0	0	0	0		Tax Expen:	Tax Expense Retire La	MACRS	20 - Year Property
0	0.01	0	0	0	0	0	0	0	0	0	0	0	0	0	0	0		MACRS Re	MACRS Regular	MACRS	5 - Year Property
0	0.01	0.01	0	0	0	0	0	0	0	0	0	0	0	0	0	0	AMT - ALL Property	MACRS Re	MACRS Regular	MACRS	5 - Year Property
-0.01	-0.01	0	0	0	0	0	0	0	0	0	0	0	0	0	0	0		MACRS Re	MACRS Regular	MACRS	7 - Year Property
-0.01	-0.01	-0.01	0	0	0	0	0	0	0	0	0	0	0	0	0	0	AMT - ALL Property	MACRS Re	MACRS Regular	MACRS	7 - Year Property
0	0.02	0	0	0	0	0	0	0	0	0	0	0	0	0	0	0		MACRS Re	MACRS Regular	MACRS	7 - Year Property
0	0.02	0.02	0	0	0	0	0	0	0	0	0	0	0	0	0	0	AMT - ALL Property	MACRS Re	MACRS Regular	MACRS	7 - Year Property
17686205.17	7159028.79	4411393.54	0	25737.91	6901.16	55059.49	87698.57	32639.08	0	0	0	0	0	0	0	0		Tax Expen:	Tax Expense Retire La	MACRS	15 - Year F JCA 50% E
17686205.17	14318057.58	8822787.08	0	51475.82	13802.33	110118.96	175397.11	65278.15	0	0	0	0	0	0	0	0		Tax Expen:	Tax Expense Retire La	MACRS	15 - Year Property
13551156.27	5498674.38	3388283.16	0	19720.37	5287.66	55618.78	80626.81	25008.03	0	0	0	0	0	0	0	0		Tax Expen:	Tax Expense Retire La	MACRS	15 - Year F JCA 50% E
13551156.27	10997348.76	6776566.31	0	39440.75	10575.32	111237.55	161253.62	50016.07	0	0	0	0	0	0	0	0		Tax Expen:	Tax Expense Retire La	MACRS	15 - Year Property
569977.42	230719.1	142169.1	0	829.47	222.4	1777.84	2829.7	1051.86	0	0	0	0	0	0	0	0		Tax Expen:	Tax Expense Retire La	MACRS	15 - Year F JCA 50% E
569977.42	461438.19	284338.22	0	1658.93	444.79	3555.69	5659.42	2103.73	0	0	0	0	0	0	0	0		Tax Expen:	Tax Expense Retire La	MACRS	15 - Year Property

1153068.1	489199.11	301444.49	0	0	0	28177.36	28177.36	0	0	0	0	0	0	0	0	0		Tax Expen	Tax Expense Retire La	MACRS	15 - Year F JCA 50% E
1153068.1	978398.22	602888.97	0	0	0	56354.71	56354.71	0	0	0	0	0	0	0	0	0		Tax Expen	Tax Expense Retire La	MACRS	15 - Year Property
118894.7	50442.1	31082.42	0	0	0	2905.41	2905.41	0	0	0	0	0	0	0	0	0		Tax Expen	Tax Expense Retire La	MACRS	15 - Year F JCA 50% E
118894.7	100884.2	62164.86	0	0	0	5810.83	5810.83	0	0	0	0	0	0	0	0	0		Tax Expen	Tax Expense Retire La	MACRS	15 - Year Property
84227.41	41576.45	25619.41	0	0	0	0	0	0	0	0	0	0	0	0	0	0	15-Year Property	Tax Expen	Tax Expense Retire La	MACRS	15 - Year F JCA 50% E
84227.41	83152.9	51238.82	0	0	0	0	0	0	0	0	0	0	0	0	0	0	15-Year Property	Tax Expen	Tax Expense Retire La	MACRS	15 - Year Property
4105839.88	1863070.28	907184.82	0	681.55	0	220784.47	221466.02	681.55	0	0	0	0	0	0	0	0		Tax Expen	Tax Expense Retire La	MACRS	20 - Year F JCA 50% E
4105839.88	3726140.56	1814369.62	0	1363.1	0	441568.93	442932.03	1363.1	0	0	0	0	0	0	0	0		Tax Expen	Tax Expense Retire La	MACRS	20 - Year Property
974870.63	442358.32	272581.19	0	161.82	0	52421.98	52583.8	161.82	0	0	0	0	0	0	0	0		Tax Expen	Tax Expense Retire La	MACRS	15 - Year F JCA 50% E
974870.63	884716.64	545162.38	0	323.64	0	104843.99	105167.63	323.64	0	0	0	0	0	0	0	0		Tax Expen	Tax Expense Retire La	MACRS	15 - Year Property
174845.53	102534.56	49927.15	0	37.51	0	12150.93	12188.44	37.51	0	0	0	0	0	0	0	0		Tax Expen	Tax Expense Retire La	MACRS	20 - Year F JCA 50% E
174845.53	205069.11	99854.3	0	75.02	0	24301.86	24376.88	75.02	0	0	0	0	0	0	0	0		Tax Expen	Tax Expense Retire La	MACRS	20 - Year Property
5670928.08	4266265.44	2077372.61	0	38914.15	207990.46	1752000.2	1998904.81	246904.6	0	0	0	0	0	0	0	0		Tax Expen	Tax Expense Retire La	MACRS	20 - Year F JCA 50% E
5670928.08	8532530.88	4154745.27	0	77828.31	415980.92	3504000.4	3997809.63	493809.2	0	0	0	0	0	0	0	0		Tax Expen	Tax Expense Retire La	MACRS	20 - Year Property
0	0	0	0	0	0	0	0	0	0	0	0	0	0	0	0	0	5-Year Property	MACRS Re	ADR Regular	MACRS	5 - Year Pr JCA 50% E
0	0	0	0	0	0	0	0	0	0	0	0	0	0	0	0	0	5-Year Property	MACRS Re	ADR Regular	MACRS	5 - Year Property
0	0	0	0	0	0	0	0	0	0	0	0	0	0	0	0	0	5-Year Property	MACRS Re	ADR Regular	MACRS	5 - Year Pr JCA 50% E
0	0.01	0.01	0	0	0	0	0	0	0	0	0	0	0	0	0	0	5-Year Property	MACRS Re	ADR Regular	MACRS	5 - Year Property
221210.45	109194.2	109194.2	0	0	0	0	0	0	0	0	0	0	0	0	0	0		MACRS Re	MACRS Regular	MACRS	7 - Year Pr JCA 50% E
221210.45	218388.4	218388.4	0	0	0	0	0	0	0	0	0	0	0	0	0	0		MACRS Re	MACRS Regular	MACRS	7 - Year Property
246218.07	121538.5	121538.5	0	0	0	0	0	0	0	0	0	0	0	0	0	0	7-Year Property	MACRS Re	ADR Regular	MACRS	7 - Year Pr JCA 50% E
246218.07	243077.01	243077.01	0	0	0	0	0	0	0	0	0	0	0	0	0	0	7-Year Property	MACRS Re	ADR Regular	MACRS	7 - Year Property
444955.86	219639.73	219639.73	0	0	0	0	0	0	0	0	0	0	0	0	0	0	7-Year Property	MACRS Re	ADR Regular	MACRS	7 - Year Pr JCA 50% E
444955.86	439279.46	439279.46	0	0	0	0	0	0	0	0	0	0	0	0	0	0	7-Year Property	MACRS Re	ADR Regular	MACRS	7 - Year Property
0	0	0	0	0	0	0	0	0	0	0	0	0	0	0	0	0	7-Year Property	MACRS Re	ADR Regular	MACRS	7 - Year Pr JCA 50% E
0	0	0	0	0	0	0	0	0	0	0	0	0	0	0	0	0	7-Year Property	MACRS Re	ADR Regular	MACRS	7 - Year Property
775808.01	400875.26	400875.26	0	0	0	0	0	0	0	0	0	0	0	0	0	0		MACRS Re	MACRS Regular	MACRS	7 - Year Pr JCA 50% E
775808.01	801750.53	801750.53	0	0	0	0	0	0	0	0	0	0	0	0	0	0		MACRS Re	MACRS Regular	MACRS	7 - Year Property
0	0	0	0	8974.72	0	0	0	0	0	0	0	0	0	0	0	0		MACRS Re	MACRS Regular	MACRS	3 - Year Pr JCA 50% E
0	-0.01	-0.01	0	17949.45	0	0	0	0	0	0	0	0	0	0	0	0		MACRS Re	ADR Regular	MACRS	3 - Year Property
10755.98	4709.36	4709.36	0	0	0	0	0	0	0	0	0	0	0	0	0	0	7-Year Property	MACRS Re	MACRS ReJCA 100%	MACRS	7 - Year Pr JCA 50% E
10755.98	9418.73	9418.73	0	0	0	0	0	0	0	0	0	0	0	0	0	0	7-Year Property	MACRS Re	MACRS Regular	MACRS	7 - Year Property
3013.44	1319.39	1319.39	0	0	0	0	0	0	0	0	0	0	0	0	0	0	5-Year Property	MACRS Re	ADR Regular	MACRS	5 - Year Pr JCA 50% E
3013.44	2638.79	2638.79	0	0	0	0	0	0	0	0	0	0	0	0	0	0	5-Year Property	MACRS Re	ADR Regular	MACRS	5 - Year Property
107382.2	30176.08	18594.5	0	3.97	8.56	193.74	206.27	12.53	0	0	0	0	0	0	0	0		Tax Expen	Tax Expense Retire La	MACRS	15 - Year F JCA 50% E
107382.2	60352.16	37189.01	0	7.94	17.12	387.47	412.53	25.06	0	0	0	0	0	0	0	0		Tax Expen	Tax Expense Retire La	MACRS	15 - Year Property
2881973.91	809879.71	499047.87	0	106.6	229.68	5199.78	5536.06	336.28	0	0	0	0	0	0	0	0		Tax Expen	Tax Expense Retire La	MACRS	15 - Year F JCA 50% E
2881973.91	1619759.41	998095.75	0	213.19	459.36	10399.54	11072.1	672.56	0	0	0	0	0	0	0	0		Tax Expen	Tax Expense Retire La	MACRS	15 - Year Property
10229336.5	2856835.26	1760381.89	0	378.37	696.79	806.45	1881.61	1075.16	0	0	0	0	0	0	0	0		Tax Expen	Tax Expense Retire La	MACRS	15 - Year F JCA 50% E
10229336.5	5713670.53	3520763.77	0	756.74	1393.58	1612.9	3763.21	2150.31	0	0	0	0	0	0	0	0		Tax Expen	Tax Expense Retire La	MACRS	15 - Year Property
72357.42	20333.57	12529.54	0	2.67	5.77	130.55	138.99	8.44	0	0	0	0	0	0	0	0		Tax Expen	Tax Expense Retire La	MACRS	15 - Year F JCA 50% E
72357.42	40667.14	25059.09	0	5.35	11.53	261.12	278	16.88	0	0	0	0	0	0	0	0		Tax Expen	Tax Expense Retire La	MACRS	15 - Year Property
3550.61	997.77	614.84	0	0.13	0.28	6.4	6.81	0.41	0	0	0	0	0	0	0	0		Tax Expen	Tax Expense Retire La	MACRS	15 - Year F JCA 50% E
3550.61	1995.54	1229.67	0	0.26	0.56	12.82	13.64	0.82	0	0	0	0	0	0	0	0		Tax Expen	Tax Expense Retire La	MACRS	15 - Year Property
7684.34	2184.77	1346.25	0	10.13	0	29.99	40.12	10.13	0	0	0	0	0	0	0	0	15-Year Property	Tax Expen	Tax Expense Retire La	MACRS	15 - Year F JCA 50% E
7684.34	4369.54	2692.51	0	20.26	0	59.98	80.24	20.26	0	0	0	0	0	0	0	0	15-Year Property	Tax Expen	Tax Expense Retire La	MACRS	15 - Year Property
899367.17	255704.27	157564.98	0	1185.49	0	3510.16	4695.65	1185.49	0	0	0	0	0	0	0	0		Tax Expen	Tax Expense Retire La	MACRS	15 - Year F JCA 50% E
899367.17	511408.53	315129.93	0	2370.99	0	7020.31	9391.3	2370.99	0	0	0	0	0	0	0	0		Tax Expen	Tax Expense Retire La	MACRS	15 - Year Property
218519.89	118117.44	57514.92	0	0	0	0	0	0	0	0	0	0	0	0	0	0		Tax Expen	Tax Expense Retire La	MACRS	20 - Year F JCA 50% E
218519.89	236234.88	115029.85	0	0	0	0	0	0	0	0	0	0	0	0	0	0		Tax Expen	Tax Expense Retire La	MACRS	20 - Year Property
271579.33	154784.32	75369.14	0	358.45	0	4439.17	4797.62	358.45	0	0	0	0	0	0	0	0		Tax Expen	Tax Expense Retire La	MACRS	20 - Year F JCA 50% E
271579.33	309568.64	150738.25	0	716.9	0	8878.35	9595.25	716.9	0	0	0	0	0	0	0	0		Tax Expen	Tax Expense Retire La	MACRS	20 - Year Property
2871014.34	1592562.45	775466.42	0	3789.34	0	3181.42	6970.76	3789.34	0	0	0	0	0	0	0	0		Tax Expen	Tax Expense Retire La	MACRS	20 - Year F JCA 50% E
2871014.34	3185124.9	1550932.88	0	7578.68	0	6362.82	13941.5	7578.68	0	0	0	0	0	0	0	0		Tax Expen	Tax Expense Retire La	MACRS	20 - Year Property
889608.94	493469.44	240285.09	0	1174.16	0	985.81	2159.97	1174.16	0	0	0	0	0	0	0	0		Tax Expen	Tax Expense Retire La	MACRS	20 - Year F JCA 50% E
889608.94	986938.88	480570.15	0	2348.32	0	1971.61	4319.93	2348.32	0	0	0	0	0	0	0	0		Tax Expen	Tax Expense Retire La	MACRS	20 - Year Property
5119932.48	1564451.29	761778.27	0	0	29973.27	105531.96	135505.23	29973.27	0	0	0	0	0	0	0	0		Tax Expen	Tax Expense Retire La	MACRS	20 - Year F JCA 50% E
5119932.48	3128902.57	1523556.52	0	0	59946.55	211063.94	271010.49	59946.55	0	0	0	0	0	0	0	0		Tax Expen	Tax Expense Retire La	MACRS	20 - Year Property
272379.81	147230.55	147230.55	0	0	0	0	0	0	0	0	0	0	0	0	0	0		MACRS Re	MACRS Regular	MACRS	7 - Year Pr JCA 50% E
272379.81	294461.11	294461.11	0	0	0	0	0	0	0	0	0	0	0	0	0	0		MACRS Re	MACRS Regular	MACRS	7 - Year Property
111342.21	60134.37	60134.37	0	0	0	0	0	0	0	0	0	0	0	0	0	0	7-Year Property	MACRS Re	ADR Regular	MACRS	7 - Year Pr JCA 50% E
111342.21	120268.74	120268.74	0	0	0	0	0	0	0	0	0	0	0	0	0	0	7-Year Property	MACRS Re	ADR Regular	MACRS	7 - Year Property
460163.2	123025.98	75808.61	0	0	0	0	0	0	0	0	0	0	0	0	0	0	15-Year Property	Tax Expen	Tax Expense Retire La	MACRS	15 - Year F JCA 50% E
460163.2	246051.97	151617.23	0	0	0	0	0	0	0	0	0	0	0	0	0	0	15-Year Property	Tax Expen	Tax Expense Retire La	MACRS	15 - Year Property
33061.48	7558.39	4657.5	0	9.88	33.63	50.42	93.93	43.51	0	0	0	0	0	0	0	0		Tax Expen	Tax Expense Retire La	MACRS	15 - Year F JCA 50% E
33061.48	15116.78	9314.95	0	19.76	67.27	100.86	187.88	87.02	0	0	0	0	0	0	0	0		Tax Expen	Tax Expense Retire La	MACRS	15 - Year Property
401103.97	91698.86	56504.82	0	119.82	408.03	611.72	1139.57	527.85	0	0	0	0	0	0	0	0		Tax Expen	Tax Expense Retire La	MACRS	15 - Year F JCA 50% E
401103.97	183397.72	113009.69	0	239.64	816.06	1223.45	2279.15	1055.7	0	0	0	0	0	0	0	0		Tax Expen	Tax Expense Retire La	MACRS	15 - Year Property
2279225.05	521395.61	321283.97	0	680.86	2318.58	3803.92	6803.35	2999.43	0	0	0	0	0	0	0	0		Tax Expen	Tax Expense Retire La	MACRS	15 - Year F JCA 50% E
2279225.05	1042791.23	642567.94	0	1361.71	4637.15	7607.86	13606.73	5998.87	0	0	0	0	0	0	0	0		Tax Expen	Tax Expense Retire La	MACRS	15 - Year Property
476867.53	247380.13	120456.8	0	934.99	0	6222	7156.99	934.99	0	0	0	0	0	0	0	0		Tax Expen	Tax Expense Retire La	MACRS	20 - Year F JCA 50% E
476867.53	494760.25	240913.6	0	1869.98	0	12444.01	14313.99	1869.98	0	0	0	0	0	0	0	0		Tax Expen	Tax Expense Retire La	MACRS	20 - Year Property
123706.11	64534.49	31423.79	0	242.55	0	1974.7	2217.25	242.55	0	0	0	0	0	0	0	0		Tax Expen	Tax Expense Retire La	MACRS	20 - Year F JCA 50% E
123706.11	129068.98	62847.57	0	485.09	0	3949.4	4434.49	485.09	0	0	0	0	0	0	0	0		Tax Expen	Tax Expense Retire La	MACRS	20 - Year Property
37353.98	16604.97	8085.45	0	32.83	0	8138.55	8171.38	32.83	0	0	0	0	0	0	0	0		Tax Expen	Tax Expense Retire La	MACRS	20 - Year F JCA 50% E
37353.98	33209.94	16170.92	0	65.65	0	16277.09	16342.74	65.65	0	0	0	0	0	0	0	0		Tax Expen	Tax Expense Retire La	MACRS	20 - Year Property
1273882.3	346802.12	168868.37	0	4253.77	9120.86	45816.6	59191.22	13374.62	0	0	0	0	0	0	0	0		Tax Expen	Tax Expense Retire La	MACRS	20 - Year F JCA 50% E
1273882.3	693604.24	337736.71	0	8507.54	18241.71	91633.2	118382.45	26749.25	0	0	0	0	0	0	0	0		Tax Expen	Tax Expense Retire La	MACRS	20 - Year Property
18832.34	9135.96	9135.96	0	0	0	0	0	0	0	0	0	0	0	0	0	0		MACRS Re	MACRS Regular	MACRS	7 - Year Pr JCA 50% E
18832.34	18271.93	18271.93	0	0	0	0	0	0	0	0	0	0	0	0	0	0		MACRS Re	MACRS Regular	MACRS	7 - Year Property
70189.49	34050.39	34050.39	0	1767.79	0	0	0	0	0	0	0	0	0	0	0	0		MACRS Re	MACRS Regular	MACRS	7 - Year Pr JCA 50% E
70189.49	68100.78	68100.78	0	3535.58	0	0	0	0	0	0	0	0	0	0	0	0		MACRS Re	MACRS Regular	MACRS	7 - Year Property
-24.9	-24.9	0	0	0	0	0	0	0	0	0	0	0	0	0	0	0		MACRS Re	ADR Regular	MACRS	Class Life
1156523.43	1156523.46	0	0	0	0	0	0	0	0	0	0	0	0	0	0	0		MACRS Re	ADR Regular	MACRS	Class Life
17004.97	16788.04	16788.04	0	0	0	0	0	0	0	0	0	0	0	0	0	0		MACRS Re	MACRS Regular	MACRS	5 - Year Property
17004.97	16788.04	16788.04	0	0	0	0	0	0	0	0	0	0	0	0	0	0	AMT - ALL Property	MACRS Re	MACRS Regular	MACRS	5 - Year Property
179875.26	179875.26	0	0	0	0	0	0	0	0	0	0	0	0	0	0	0	NON-Depreciable	MACRS Re	ADR Regular	MACRS	Class Life
2677613.6	2643454.6	550710.93	0	0	0	0	0	0	0	0	0	0	0	0	0	0	Non-Residential Real I	MACRS Re	ADR Regular	MACRS	Non - Residential Real
73360.04	72424.17	16480.88	0	0	0	0	0	0	0	0	0	0	0	0	0	0	Non-Residential Real I	MACRS Re	ADR Regular	MACRS	Non - Residential Real
0	0	0	0	27758.72	0	0	0	0	0	0	0	0	0	0	0	0		MACRS Re	MACRS Regular	MACRS	3 - Year Property
0	0	0	0	0	0	0	0	0	0	0	0	0	0	0	0	0		MACRS Re	MACRS Regular	MACRS	7 - Year Property
0	0	0	0	0	0	0	0	0	0	0	0	0	0	0	0	0	AMT - ALL Property	MACRS Re	MACRS Regular	MACRS	7 - Year Property

2949.48	2582.78	2582.78	0	0	0	0	0	0	0	0	0	0	0	0	0	0		MACRS Re	MACRS Regular	MACRS	7 - Year Property
2949.48	2582.78	2582.78	0	0	0	0	0	0	0	0	0	0	0	0	0	0	AMT - ALL Property	MACRS Re	MACRS Regular	MACRS	7 - Year Property
4681.63	4099.58	4099.58	0	0	0	0	0	0	0	0	0	0	0	0	0	0		MACRS Re	MACRS Regular	MACRS	7 - Year Property
4681.63	4099.58	4099.58	0	0	0	0	0	0	0	0	0	0	0	0	0	0	AMT - ALL Property	MACRS Re	MACRS Regular	MACRS	7 - Year Property
337779.46	337779.46	0	0	0	0	0	0	0	0	0	0	0	0	0	0	0		MACRS Re	ADR Regular	MACRS	Class Life
69143.93	69143.93	0	0	0	0	0	0	0	0	0	0	0	0	0	0	0		MACRS Re	ADR Regular	MACRS	Class Life
1.59	1.73	0.34	0	0	0	0	0	0	0	0	0	0	0	0	0	0	Non-Residential Real I	Tax Expen	Tax Expense Retire La	MACRS	Non - Residential Real
248482.82	268626.83	56535.19	0	0	0	0	0	0	0	0	0	0	0	0	0	0	Non-Residential Real I	Tax Expen	Tax Expense Retire La	MACRS	Non - Residential Real
-1583.72	-1712.12	-356.7	0	0	0	0	0	0	0	0	0	0	0	0	0	0	Non-Residential Real I	Tax Expen	Tax Expense Retire La	MACRS	Non - Residential Real
-1139.04	-1231.38	-253.88	0	0	0	0	0	0	0	0	0	0	0	0	0	0	Non-Residential Real I	Tax Expen	Tax Expense Retire La	MACRS	Non - Residential Real
0	0	0	0	0	0	0	0	0	0	0	0	0	0	0	0	0		MACRS Re	MACRS Regular	MACRS	5 - Year Property
0	0	0	0	0	0	0	0	0	0	0	0	0	0	0	0	0	AMT - ALL Property	MACRS Re	MACRS Regular	MACRS	5 - Year Property
20448.87	22106.63	22106.63	0	0	0	0	0	0	0	0	0	0	0	0	0	0		MACRS Re	MACRS Regular	MACRS	7 - Year Property
20448.87	22106.63	22106.63	0	0	0	0	0	0	0	0	0	0	0	0	0	0	AMT - ALL Property	MACRS Re	MACRS Regular	MACRS	7 - Year Property
4320.52	4670.77	4670.77	0	0	0	0	0	0	0	0	0	0	0	0	0	0		MACRS Re	MACRS Regular	MACRS	7 - Year Property
4320.52	4670.77	4670.77	0	0	0	0	0	0	0	0	0	0	0	0	0	0	AMT - ALL Property	MACRS Re	MACRS Regular	MACRS	7 - Year Property
19143.48	20695.4	4576.79	0	0	0	0	0	0	0	0	0	0	0	0	0	0	Non-Residential Real I	MACRS Re	ADR Regular	MACRS	Non - Residential Real
4116.42	4450.13	965.09	0	0	0	0	0	0	0	0	0	0	0	0	0	0	Non-Residential Real I	MACRS Re	ADR Regular	MACRS	Non - Residential Real
-417.33	-451.16	-95.93	0	0	0	0	0	0	0	0	0	0	0	0	0	0	Non-Residential Real I	MACRS Re	ADR Regular	MACRS	Non - Residential Real
9828.87	10625.69	2236.28	0	0	0	0	0	0	0	0	0	0	0	0	0	0	Non-Residential Real I	MACRS Re	ADR Regular	MACRS	Non - Residential Real
18748.78	20268.71	4179.22	0	0	0	0	0	0	0	0	0	0	0	0	0	0	Non-Residential Real I	MACRS Re	ADR Regular	MACRS	Non - Residential Real
151058.33	99793.27	20576.38	0	0	0	0	0	0	0	0	0	0	0	0	0	0	Non-Residential Real I	MACRS Re	ADR Regular	MACRS	Non - Residential Real
6662.81	6464.54	3983.45	0	0	0	0	0	0	0	0	0	0	0	0	0	0		Tax Expen	Tax Expense Retire La	MACRS	15 - Year Property
1165.51	1130.83	696.82	0	0	0	0	0	0	0	0	0	0	0	0	0	0		Tax Expen	Tax Expense Retire La	MACRS	15 - Year Property
439.13	426.07	207.48	0	0	0	0	0	0	0	0	0	0	0	0	0	0		Tax Expen	Tax Expense Retire La	MACRS	20 - Year Property
0	0.01	0.01	0	0	0	0	0	0	0	0	0	0	0	0	0	0		MACRS Re	MACRS Regular	MACRS	5 - Year Property
0	0.01	0.01	0	0	0	0	0	0	0	0	0	0	0	0	0	0	AMT - ALL Property	MACRS Re	MACRS Regular	MACRS	5 - Year Property
110.63	107.33	23.72	0	0	0	0	0	0	0	0	0	0	0	0	0	0	Non-Residential Real I	MACRS Re	ADR Regular	MACRS	Non - Residential Real
5.33	5.17	1.11	0	0	0	0	0	0	0	0	0	0	0	0	0	0	Non-Residential Real I	MACRS Re	ADR Regular	MACRS	Non - Residential Real
8354.84	8106.22	1671.39	0	0	0	0	0	0	0	0	0	0	0	0	0	0	Non-Residential Real I	MACRS Re	ADR Regular	MACRS	Non - Residential Real
7783.57	7551.94	1702.34	0	0	0	0	0	0	0	0	0	0	0	0	0	0	Non-Residential Real I	MACRS Re	ADR Regular	MACRS	Non - Residential Real
560312.85	-27387.03	-15257.3	0	-255.2	-15.6	-358.73	-629.54	-270.81	0	0	0	0	0	0	0	0		Tax Expen	Tax Expense Retire La	MACRS	15 - Year F JCA 50% E
560312.85	-54774.05	-30514.61	0	-510.41	-31.2	-717.44	-1259.05	-541.61	0	0	0	0	0	0	0	0		Tax Expen	Tax Expense Retire La	MACRS	15 - Year Property
26385104	8871541	4942335.5	0	89167.34	5015.53	181895.47	276078.35	94182.88	0	0	0	0	0	0	0	0		Tax Expen	Tax Expense Retire La	MACRS	15 - Year F JCA 50% E
26385104	17743082	9884670.98	0	178334.7	10031.07	363790.91	552156.66	188365.8	0	0	0	0	0	0	0	0		Tax Expen	Tax Expense Retire La	MACRS	15 - Year Property
12938373.91	1877400.57	1045899.85	0	17439.35	1066.04	30429.72	48935.11	18505.39	0	0	0	0	0	0	0	0		Tax Expen	Tax Expense Retire La	MACRS	15 - Year F JCA 50% E
12938373.91	3754801.13	2091799.73	0	34878.69	2132.09	60859.45	97870.23	37010.78	0	0	0	0	0	0	0	0		Tax Expen	Tax Expense Retire La	MACRS	15 - Year Property
893629.46	447110.15	249085.06	0	64.81	0	18979.68	19044.49	64.81	0	0	0	0	0	0	0	0		Tax Expen	Tax Expense Retire La	MACRS	15 - Year F JCA 50% E
893629.46	894220.3	498170.14	0	129.62	0	37959.36	38088.98	129.62	0	0	0	0	0	0	0	0		Tax Expen	Tax Expense Retire La	MACRS	15 - Year Property
16568.84	8294.76	4621.01	0	1.2	0	352.11	353.31	1.2	0	0	0	0	0	0	0	0		Tax Expen	Tax Expense Retire La	MACRS	15 - Year F JCA 50% E
16568.84	16589.52	9242.01	0	2.41	0	704.23	706.64	2.41	0	0	0	0	0	0	0	0		Tax Expen	Tax Expense Retire La	MACRS	15 - Year Property
1763342.28	917242.49	510995.79	0	132.96	0	38936.66	39069.62	132.96	0	0	0	0	0	0	0	0		Tax Expen	Tax Expense Retire La	MACRS	15 - Year F JCA 50% E
1763342.28	1834484.99	1021991.57	0	265.91	0	77873.3	78139.21	265.91	0	0	0	0	0	0	0	0		Tax Expen	Tax Expense Retire La	MACRS	15 - Year Property
-141305.37	-66057.57	-29217.92	0	0	0	0	0	0	0	0	0	0	0	0	0	0		Tax Expen	Tax Expense Retire La	MACRS	20 - Year F JCA 50% E
-141305.37	-132115.15	-58435.86	0	0	0	0	0	0	0	0	0	0	0	0	0	0		Tax Expen	Tax Expense Retire La	MACRS	20 - Year Property
1888432.88	1841939.12	814708.1	0	41379.02	0	191903.3	233282.32	41379.02	0	0	0	0	0	0	0	0		Tax Expen	Tax Expense Retire La	MACRS	20 - Year F JCA 50% E
1888432.88	3683878.24	1629416.17	0	82758.04	0	383806.61	466564.65	82758.04	0	0	0	0	0	0	0	0		Tax Expen	Tax Expense Retire La	MACRS	20 - Year Property
-893972.03	-321344.47	-142133.89	0	0	0	0	0	0	0	0	0	0	0	0	0	0		Tax Expen	Tax Expense Retire La	MACRS	20 - Year F JCA 50% E
-893972.03	-642688.94	-284267.75	0	0	0	0	0	0	0	0	0	0	0	0	0	0		Tax Expen	Tax Expense Retire La	MACRS	20 - Year Property
22490.64	12798.24	5660.79	0	287.51	0	1333.39	1620.9	287.51	0	0	0	0	0	0	0	0		Tax Expen	Tax Expense Retire La	MACRS	20 - Year F JCA 50% E
22490.64	25596.48	11321.58	0	575.02	0	2666.77	3241.79	575.02	0	0	0	0	0	0	0	0		Tax Expen	Tax Expense Retire La	MACRS	20 - Year Property
4143125.82	3297902.5	1458695.25	0	72749.37	0	396938.62	469687.99	72749.37	0	0	0	0	0	0	0	0		Tax Expen	Tax Expense Retire La	MACRS	20 - Year F JCA 50% E
4143125.82	6595804.99	2917390.5	0	145498.7	0	793877.24	939375.97	145498.7	0	0	0	0	0	0	0	0		Tax Expen	Tax Expense Retire La	MACRS	20 - Year Property
7801177.27	980125.98	433519.52	0	30.38	27344.82	202957.8	230333	27375.2	0	0	0	0	0	0	0	0		Tax Expen	Tax Expense Retire La	MACRS	20 - Year F JCA 50% E
7801177.27	1960251.95	867039.04	0	60.75	54689.64	405915.62	460666.01	54750.39	0	0	0	0	0	0	0	0		Tax Expen	Tax Expense Retire La	MACRS	20 - Year Property
9105.17	4405.4	4405.4	0	0	0	0	0	0	0	0	0	0	0	0	0	0		MACRS Re	MACRS Regular	MACRS	5 - Year Pr JCA 50% E
9105.17	8810.81	8810.81	0	0	0	0	0	0	0	0	0	0	0	0	0	0		MACRS Re	MACRS Regular	MACRS	5 - Year Property
453.87	213.98	213.98	0	775.76	0	0	0	0	0	0	0	0	0	0	0	0		MACRS Re	MACRS Regular	MACRS	5 - Year Pr JCA 50% E
453.87	428	428	0	1551.5	0	0	0	0	0	0	0	0	0	0	0	0		MACRS Re	MACRS Regular	MACRS	5 - Year Property
9357.19	4467.39	4467.39	0	16194.01	0	0	0	0	0	0	0	0	0	0	0	0		MACRS Re	MACRS Regular	MACRS	5 - Year Pr JCA 50% E
9357.19	8934.77	8934.77	0	32388.03	0	0	0	0	0	0	0	0	0	0	0	0		MACRS Re	MACRS Regular	MACRS	5 - Year Property
1215.68	581.39	581.39	0	2107.44	0	0	0	0	0	0	0	0	0	0	0	0		MACRS Re	MACRS Regular	MACRS	5 - Year Pr JCA 50% E
1215.68	1162.76	1162.76	0	4214.89	0	0	0	0	0	0	0	0	0	0	0	0		MACRS Re	MACRS Regular	MACRS	5 - Year Property
1555.68	9193.4	9193.4	0	0	0	0	0	0	0	0	0	0	0	0	0	0		MACRS Re	MACRS Regular	MACRS	7 - Year Pr JCA 50% E
1555.68	18386.8	18386.8	0	0	0	0	0	0	0	0	0	0	0	0	0	0		MACRS Re	MACRS Regular	MACRS	7 - Year Property
15511.06	7470.47	7470.47	0	0	0	0	0	0	0	0	0	0	0	0	0	0		MACRS Re	MACRS Regular	MACRS	7 - Year Pr JCA 50% E
15511.06	14940.95	14940.95	0	0	0	0	0	0	0	0	0	0	0	0	0	0		MACRS Re	MACRS Regular	MACRS	7 - Year Property
5493.25	2617.32	2617.32	0	0	0	0	0	0	0	0	0	0	0	0	0	0		MACRS Re	MACRS Regular	MACRS	7 - Year Pr JCA 50% E
5493.25	5234.63	5234.63	0	0	0	0	0	0	0	0	0	0	0	0	0	0		MACRS Re	MACRS Regular	MACRS	7 - Year Property
559956.79	254875.7	254875.7	0	0	0	0	0	0	0	0	0	0	0	0	0	0		MACRS Re	MACRS Regular	MACRS	7 - Year Pr JCA 50% E
559956.79	509751.4	509751.4	0	0	0	0	0	0	0	0	0	0	0	0	0	0		MACRS Re	MACRS Regular	MACRS	7 - Year Property
0	0	0	0	0	0	0	0	0	0	0	0	0	0	0	0	0		MACRS Re	MACRS Regular	MACRS	5 - Year Pr JCA 50% E
0	0	0	0	0	0	0	0	0	0	0	0	0	0	0	0	0		MACRS Re	MACRS Regular	MACRS	5 - Year Property
890699.82	426830.72	426830.72	0	0	0	0	0	0	0	0	0	0	0	0	0	0		MACRS Re	MACRS Regular	MACRS	7 - Year Pr JCA 50% E
890699.82	853661.43	853661.43	0	0	0	0	0	0	0	0	0	0	0	0	0	0		MACRS Re	MACRS Regular	MACRS	7 - Year Property
133021.28	63730.5	35504.27	0	0	0	0	0	0	0	0	0	0	0	0	0	0		Tax Expen	Tax Expense Retire La	MACRS	15 - Year F JCA 50% E
133021.28	127461	71008.54	0	0	0	0	0	0	0	0	0	0	0	0	0	0		Tax Expen	Tax Expense Retire La	MACRS	15 - Year Property
116451.93	55977.42	31185.02	0	0	0	0	0	0	0	0	0	0	0	0	0	0		Tax Expen	Tax Expense Retire La	MACRS	15 - Year F JCA 50% E
116451.93	111954.83	62370.03	0	0	0	0	0	0	0	0	0	0	0	0	0	0		Tax Expen	Tax Expense Retire La	MACRS	15 - Year Property
897.64	429.47	429.47	0	0	0	0	0	0	0	0	0	0	0	0	0	0		MACRS Re	MACRS Regular	MACRS	5 - Year Pr JCA 50% E
897.64	858.95	858.95	0	0	0	0	0	0	0	0	0	0	0	0	0	0		MACRS Re	MACRS Regular	MACRS	5 - Year Property
4796.89	1511.83	1511.83	0	0	0	0	0	0	0	0	0	0	0	0	0	0		MACRS Re	MACRS Regular	MACRS	7 - Year Pr JCA 50% E
4796.89	3023.65	3023.65	0	0	0	0	0	0	0	0	0	0	0	0	0	0		MACRS Re	MACRS Regular	MACRS	7 - Year Property
9612.91	1799.8	1799.8	0	0	0	0	0	0	0	0	0	0	0	0	0	0		MACRS Re	MACRS Regular	MACRS	7 - Year Pr JCA 50% E
9612.91	3599.6	3599.6	0	0	0	0	0	0	0	0	0	0	0	0	0	0		MACRS Re	MACRS Regular	MACRS	7 - Year Property
1068	510.69	510.69	0	0	0	0	0	0	0	0	0	0	0	0	0	0		MACRS Re	MACRS Regular	MACRS	7 - Year Pr JCA 50% E
1068	1021.38	1021.38	0	0	0	0	0	0	0	0	0	0	0	0	0	0		MACRS Re	MACRS Regular	MACRS	7 - Year Property
-13237.06	2506.62	1396.44	0	0	0	2066.94	2066.94	0	0	0	0	0	0	0	0	0		Tax Expen	Tax Expense Retire La	MACRS	15 - Year F JCA 50% E
-13237.06	5013.23	2792.87	0	0	0	4133.89	4133.89	0	0	0	0	0	0	0	0	0		Tax Expen	Tax Expense Retire La	MACRS	15 - Year Property
2332508.68	1458835.4	812717.21	0	282.66	75.52	8100.51	8458.68	358.17	0	0	0	0	0	0	0	0		Tax Expen	Tax Expense Retire La	MACRS	15 - Year F JCA 50% E
2332508.68	2917670.81	1625434.41	0	565.31	151.04	16201.04	16917.39	716.35	0	0	0	0	0	0	0	0		Tax Expen	Tax Expense Retire La	MACRS	15 - Year Property
11104273.54	4554257.25	2537176.72	0	879.64	235	39469.59	40584.23	1114.64	0	0	0	0	0	0	0	0		Tax Expen	Tax Expense Retire La	MACRS	15 - Year F JCA 50% E

11104273.54	9108514.5	5074353.44	0	1759.28	470	78939.2	81168.48	2229.28	0	0	0	0	0	0	0	0		Tax Expen:	Tax Expense Retire La	MACRS	15 - Year Property
148644.57	675.5	376.3	0	0.13	0.04	1.65	1.82	0.17	0	0	0	0	0	0	0	0		Tax Expen:	Tax Expense Retire La	MACRS	15 - Year F JCA 50% E
148644.57	1351	752.64	0	0.26	0.07	3.31	3.64	0.33	0	0	0	0	0	0	0	0		Tax Expen:	Tax Expense Retire La	MACRS	15 - Year Property
78060.89	-29.61	-16.49	0	0	0	-4.05	-4.06	-0.01	0	0	0	0	0	0	0	0		Tax Expen:	Tax Expense Retire La	MACRS	15 - Year F JCA 50% E
78060.89	-59.22	-32.98	0	-0.01	0	-8.11	-8.12	-0.01	0	0	0	0	0	0	0	0		Tax Expen:	Tax Expense Retire La	MACRS	15 - Year Property
889844.39	440785.4	245561.55	0	0	0	12506.32	12506.32	0	0	0	0	0	0	0	0	0		Tax Expen:	Tax Expense Retire La	MACRS	15 - Year F JCA 50% E
889844.39	881570.8	491123.1	0	0	0	25012.64	25012.64	0	0	0	0	0	0	0	0	0		Tax Expen:	Tax Expense Retire La	MACRS	15 - Year Property
437333.78	209587.01	116760.92	0	0	0	405.08	405.08	0	0	0	0	0	0	0	0	0		Tax Expen:	Tax Expense Retire La	MACRS	15 - Year F JCA 50% E
437333.78	419174.02	233521.85	0	0	0	810.16	810.16	0	0	0	0	0	0	0	0	0		Tax Expen:	Tax Expense Retire La	MACRS	15 - Year Property
-240691.21	-114734.01	-50748	0	0	0	0	0	0	0	0	0	0	0	0	0	0		Tax Expen:	Tax Expense Retire La	MACRS	20 - Year F JCA 50% E
-240691.21	-229468.01	-101496	0	0	0	0	0	0	0	0	0	0	0	0	0	0		Tax Expen:	Tax Expense Retire La	MACRS	20 - Year Property
71547.8	300875.3	133080.15	0	7307.15	0	23052.01	30359.16	7307.15	0	0	0	0	0	0	0	0		Tax Expen:	Tax Expense Retire La	MACRS	20 - Year F JCA 50% E
71547.8	601750.61	266160.32	0	14614.29	0	46104.01	60718.3	14614.29	0	0	0	0	0	0	0	0		Tax Expen:	Tax Expense Retire La	MACRS	20 - Year Property
1427280.32	772016.46	341470.6	0	-147030.7	0	192020.71	44989.98	-147031	0	0	0	0	0	0	0	0		Tax Expen:	Tax Expense Retire La	MACRS	20 - Year F JCA 50% E
1427280.32	1544032.92	682941.2	0	-294061.5	0	384041.42	89979.95	-294061	0	0	0	0	0	0	0	0		Tax Expen:	Tax Expense Retire La	MACRS	20 - Year Property
6837443.01	3596252.08	1590658.25	0	90942.11	0	138564.62	229506.73	90942.11	0	0	0	0	0	0	0	0		Tax Expen:	Tax Expense Retire La	MACRS	20 - Year F JCA 50% E
6837443.01	7192504.15	3181316.5	0	181884.2	0	277129.21	459013.43	181884.2	0	0	0	0	0	0	0	0		Tax Expen:	Tax Expense Retire La	MACRS	20 - Year Property
5964382.99	2113872.63	934987	0	0	44522.69	115047.61	159570.3	44522.69	0	0	0	0	0	0	0	0		Tax Expen:	Tax Expense Retire La	MACRS	20 - Year F JCA 50% E
5964382.99	4227745.25	1869974.01	0	0	89045.38	230095.25	319140.63	89045.38	0	0	0	0	0	0	0	0		Tax Expen:	Tax Expense Retire La	MACRS	20 - Year Property
68006.17	34053.13	34053.13	0	0	0	0	0	0	0	0	0	0	0	0	0	0		MACRS Re	MACRS Regular	MACRS	7 - Year Pr JCA 50% E
68006.17	68106.26	68106.26	0	0	0	0	0	0	0	0	0	0	0	0	0	0		MACRS Re	MACRS Regular	MACRS	7 - Year Property
13576.03	6523.61	6523.61	0	0	0	0	0	0	0	0	0	0	0	0	0	0		MACRS Re	MACRS Regular	MACRS	7 - Year Pr JCA 50% E
13576.03	13047.21	13047.21	0	0	0	0	0	0	0	0	0	0	0	0	0	0		MACRS Re	MACRS Regular	MACRS	7 - Year Property
0	0	0	0	0	0	0	0	0	0	0	0	0	0	0	0	0		MACRS Re	MACRS Regular	MACRS	7 - Year Pr JCA 50% E
0	0	0	0	0	0	0	0	0	0	0	0	0	0	0	0	0		MACRS Re	MACRS Regular	MACRS	7 - Year Property
614294.74	294559.11	294559.11	0	0	0	0	0	0	0	0	0	0	0	0	0	0		MACRS Re	MACRS Regular	MACRS	7 - Year Pr JCA 50% E
614294.74	589118.23	589118.23	0	0	0	0	0	0	0	0	0	0	0	0	0	0		MACRS Re	MACRS Regular	MACRS	7 - Year Property
0	0	0	0	0	0	0	0	0	0	0	0	0	0	0	0	0		MACRS Re	MACRS Regular	MACRS	5 - Year Pr JCA 50% E
0	0	0	0	0	0	0	0	0	0	0	0	0	0	0	0	0		MACRS Re	MACRS Regular	MACRS	5 - Year Property
25843.95	-218533.36	-121744.94	0	0	0	-212542.3	-212542.25	0	0	0	0	0	0	0	0	0		Tax Expen:	Tax Expense Retire La	MACRS	15 - Year F JCA 50% E
25843.95	-437066.72	-243489.88	0	0	0	-425084.5	-425084.5	0	0	0	0	0	0	0	0	0		Tax Expen:	Tax Expense Retire La	MACRS	15 - Year Property
61665.73	13340.02	7431.71	0	0	0	0	0	0	0	0	0	0	0	0	0	0		Tax Expen:	Tax Expense Retire La	MACRS	15 - Year F JCA 50% E
61665.73	26680.05	14863.44	0	0	0	0	0	0	0	0	0	0	0	0	0	0		Tax Expen:	Tax Expense Retire La	MACRS	15 - Year Property
5231.02	99.91	55.64	0	0.02	0.47	1.09	1.58	0.49	0	0	0	0	0	0	0	0		Tax Expen:	Tax Expense Retire La	MACRS	15 - Year F JCA 50% E
5231.02	199.81	111.32	0	0.04	0.94	2.18	3.16	0.98	0	0	0	0	0	0	0	0		Tax Expen:	Tax Expense Retire La	MACRS	15 - Year Property
1739391.33	847921.18	472376.89	0	149.79	3973.15	14597.96	18720.91	4122.95	0	0	0	0	0	0	0	0		Tax Expen:	Tax Expense Retire La	MACRS	15 - Year F JCA 50% E
1739391.33	1695842.35	944753.77	0	299.59	7946.31	29195.94	37441.84	8245.9	0	0	0	0	0	0	0	0		Tax Expen:	Tax Expense Retire La	MACRS	15 - Year Property
3501105.96	587761.09	327441.68	0	104.46	2770.75	6628.51	9503.72	2875.21	0	0	0	0	0	0	0	0		Tax Expen:	Tax Expense Retire La	MACRS	15 - Year F JCA 50% E
3501105.96	1175522.17	654883.42	0	208.93	5541.5	13257.01	19007.44	5750.43	0	0	0	0	0	0	0	0		Tax Expen:	Tax Expense Retire La	MACRS	15 - Year Property
60492.48	-242.5	-135.11	0	-0.04	-1.14	-2.65	-3.84	-1.19	0	0	0	0	0	0	0	0		Tax Expen:	Tax Expense Retire La	MACRS	15 - Year F JCA 50% E
60492.48	-485	-270.2	0	-0.09	-2.29	-5.3	-7.67	-2.37	0	0	0	0	0	0	0	0		Tax Expen:	Tax Expense Retire La	MACRS	15 - Year Property
39120.76	-231	-128.7	0	-0.04	-1.09	-2.53	-3.66	-1.13	0	0	0	0	0	0	0	0		Tax Expen:	Tax Expense Retire La	MACRS	15 - Year F JCA 50% E
39120.76	-462	-257.38	0	-0.08	-2.18	-5.06	-7.32	-2.26	0	0	0	0	0	0	0	0		Tax Expen:	Tax Expense Retire La	MACRS	15 - Year Property
10399.74	4956.57	2761.31	0	0	0	0	0	0	0	0	0	0	0	0	0	0		Tax Expen:	Tax Expense Retire La	MACRS	15 - Year F JCA 50% E
10399.74	9913.15	5522.62	0	0	0	0	0	0	0	0	0	0	0	0	0	0		Tax Expen:	Tax Expense Retire La	MACRS	15 - Year Property
56119.44	26636.77	14839.34	0	0	0	0	0	0	0	0	0	0	0	0	0	0		Tax Expen:	Tax Expense Retire La	MACRS	15 - Year F JCA 50% E
56119.44	53273.54	29678.7	0	0	0	0	0	0	0	0	0	0	0	0	0	0		Tax Expen:	Tax Expense Retire La	MACRS	15 - Year Property
77919.25	110041.1	48672.28	0	4177.75	0	15277.71	19455.46	4177.75	0	0	0	0	0	0	0	0		Tax Expen:	Tax Expense Retire La	MACRS	20 - Year F JCA 50% E
77919.25	220082.19	97344.56	0	8355.49	0	30555.42	38910.91	8355.49	0	0	0	0	0	0	0	0		Tax Expen:	Tax Expense Retire La	MACRS	20 - Year Property
59701.22	68411.89	30259.26	0	1506.37	0	34243.16	35749.53	1506.37	0	0	0	0	0	0	0	0		Tax Expen:	Tax Expense Retire La	MACRS	20 - Year F JCA 50% E
59701.22	136823.77	60518.52	0	3012.73	0	68486.33	71499.06	3012.73	0	0	0	0	0	0	0	0		Tax Expen:	Tax Expense Retire La	MACRS	20 - Year Property
278444.24	168002.2	74309.07	0	6335.87	0	24286.48	30622.35	6335.87	0	0	0	0	0	0	0	0		Tax Expen:	Tax Expense Retire La	MACRS	20 - Year F JCA 50% E
278444.24	336004.4	148618.11	0	12671.75	0	48572.97	61244.72	12671.75	0	0	0	0	0	0	0	0		Tax Expen:	Tax Expense Retire La	MACRS	20 - Year Property
1806520.33	445502.87	197050.38	0	0	1020.71	16272.48	17293.19	1020.71	0	0	0	0	0	0	0	0		Tax Expen:	Tax Expense Retire La	MACRS	20 - Year F JCA 50% E
1806520.33	891005.74	394100.74	0	0	2041.42	32544.94	34586.36	2041.42	0	0	0	0	0	0	0	0		Tax Expen:	Tax Expense Retire La	MACRS	20 - Year Property
0	0	0	0	0	0	0	0	0	0	0	0	0	0	0	0	0		MACRS Re	MACRS Regular	MACRS	5 - Year Pr JCA 50% E
0	0.01	0.01	0	0	0	0	0	0	0	0	0	0	0	0	0	0		MACRS Re	MACRS Regular	MACRS	5 - Year Property
3477.24	1668.04	1668.04	0	0	0	0	0	0	0	0	0	0	0	0	0	0		MACRS Re	MACRS Regular	MACRS	7 - Year Pr JCA 50% E
3477.24	3336.07	3336.07	0	0	0	0	0	0	0	0	0	0	0	0	0	0		MACRS Re	MACRS Regular	MACRS	7 - Year Property
186823.24	89070.83	89070.83	0	4624.27	0	0	0	0	0	0	0	0	0	0	0	0		MACRS Re	MACRS Regular	MACRS	7 - Year Pr JCA 50% E
186823.24	178141.65	178141.65	0	9248.54	0	0	0	0	0	0	0	0	0	0	0	0		MACRS Re	MACRS Regular	MACRS	7 - Year Property
695011.32	547598.86	0	0	0	0	0	0	0	0	0	0	0	0	0	0	0		MACRS Re	ADR Regular	MACRS	Class Life
7195.55	7195.55	0	0	0	0	0	0	0	0	0	0	0	0	0	0	0		MACRS Re	ADR Regular	MACRS	Class Life
12146.37	11586.45	2289.97	0	0	0	0	0	0	0	0	0	0	0	0	0	0		MACRS Re	ADR Regular	MACRS	Non - Residential Real
68828.25	65404.11	11948.67	0	0	0	0	0	0	0	0	0	0	0	0	0	0		MACRS Re	ADR Regular	MACRS	Non - Residential Real
2275833.16	2237516.34	403983.58	0	0	0	0	0	0	0	0	0	0	0	0	0	0		MACRS Re	ADR Regular	MACRS	Non - Residential Real
2556.81	2422.91	494.37	0	0	0	0	0	0	0	0	0	0	0	0	0	0		MACRS Re	ADR Regular	MACRS	Non - Residential Real
164076.16	164947.16	33306.16	0	0	0	0	0	0	0	0	0	0	0	0	0	0		MACRS Re	ADR Regular	MACRS	Non - Residential Real
-19.03	17.78	3.58	0	0	0	0	0	0	0	0	0	0	0	0	0	0		MACRS Re	ADR Regular	MACRS	Non - Residential Real
0	-612192.4	0	0	0	0	0	0	0	0	0	0	0	0	0	0	-1	15-Year Property	MACRS Re	MACRS Regular	MACRS	15 - Year Property
0	1628704.03	811233.04	0	0	0	0	0	0	0	0	0	0	0	0	0	0	15-Year Property	MACRS Re	ADR Regular	MACRS	15 - Year Property
4624.16	4473.16	0	0	0	0	0	0	0	0	0	0	0	0	0	0	0		MACRS Re	ADR Regular	MACRS	Class Life
156307.51	178620.92	0	0	0	0	0	0	0	0	0	0	0	0	0	0	0		MACRS Re	ADR Regular	MACRS	Class Life
0	0	0	0	0	0	0	0	0	0	0	0	0	0	0	0	0		MACRS Re	ADR Regular	MACRS	Class Life
7148.06	6782.68	1340.53	0	0	0	0	0	0	0	0	0	0	0	0	0	0		MACRS Re	ADR Regular	MACRS	Non - Residential Real
-666.01	-484.85	-93.74	0	0	0	0	0	0	0	0	0	0	0	0	0	0		MACRS Re	MACRS Regular	MACRS	Non - Residential Real
13483.59	12946.3	2503.42	0	0	0	0	0	0	0	0	0	0	0	0	0	0		MACRS Re	MACRS Regular	MACRS	Non - Residential Real
17720.64	17013.09	3253.42	0	0	0	0	0	0	0	0	0	0	0	0	0	0		MACRS Re	ADR Regular	MACRS	Non - Residential Real
29833.88	28353.7	5361.68	0	0	0	0	0	0	0	0	0	0	0	0	0	0		MACRS Re	ADR Regular	MACRS	Non - Residential Real
22752.57	21773.25	4070.73	0	0	0	0	0	0	0	0	0	0	0	0	0	0		MACRS Re	ADR Regular	MACRS	Non - Residential Real
41438.17	39689.57	7335.42	0	0	0	0	0	0	0	0	0	0	0	0	0	0		MACRS Re	ADR Regular	MACRS	Non - Residential Real
3391.42	3457.38	631.63	0	0	0	0	0	0	0	0	0	0	0	0	0	0		MACRS Re	ADR Regular	MACRS	Non - Residential Real
0	23.35	4.27	0	0	0	0	0	0	0	0	0	0	0	0	0	0		MACRS Re	ADR Regular	MACRS	Non - Residential Real
9412.9	9092.69	1641.69	0	0	0	0	0	0	0	0	0	0	0	0	0	0		MACRS Re	ADR Regular	MACRS	Non - Residential Real
1077.17	1023.14	208.77	0	0	0	0	0	0	0	0	0	0	0	0	0	0		MACRS Re	ADR Regular	MACRS	Non - Residential Real
1813.81	1722.59	347.83	0	0	0	0	0	0	0	0	0	0	0	0	0	0		MACRS Re	ADR Regular	MACRS	Non - Residential Real
262.39	282.8	56.49	0	0	0	0	0	0	0	0	0	0	0	0	0	0		MACRS Re	ADR Regular	MACRS	Non - Residential Real
0	-60787.04	0	0	0	0	0	0	0	0	0	0	0	0	0	0	-1	15-Year Property	MACRS Re	MACRS Regular	MACRS	15 - Year Property
0	1124678.67	560185.57	0	0	0	0	0	0	0	0	0	0	0	0	0	0	15-Year Property	MACRS Re	ADR Regular	MACRS	15 - Year Property
4911.47	4708.22	910.44	0	0	0	0	0	0	0	0	0	0	0	0	0	0		MACRS Re	MACRS Regular	MACRS	Non - Residential Real
5008.01	4754.92	889.01	0	0	0	0	0	0	0	0	0	0	0	0	0	0		MACRS Re	ADR Regular	MACRS	Non - Residential Real
0	18.58	3.42	0	0	0	0	0	0	0	0	0	0	0	0	0	0		MACRS Re	ADR Regular	MACRS	Non - Residential Real

0	-27722.84	0	0	0	0	0	0	0	0	0	0	0	0	0	0	0	-1	15-Year Property	MACRS Re	MACRS Regular	MACRS	15 - Year Property
0	174058.06	86695.71	0	0	0	0	0	0	0	0	0	0	0	0	0	0		15-Year Property	MACRS Re	ADR Regular	MACRS	15 - Year Property
20539172.61	8461307.61	4214577.32	0	6881.8	5085.99	99089.15	111056.94	11967.79	0	0	0	0	0	0	0	0			Tax Expen	Tax Expense Retire La	MACRS	15 - Year F JCA 50% E
20539172.61	16922615.23	8429154.65	0	13763.61	10171.97	198178.3	222113.88	23935.58	0	0	0	0	0	0	0	0			Tax Expen	Tax Expense Retire La	MACRS	15 - Year Property
13222575.4	28988.57	14439.21	0	23.57	17.42	343.31	384.31	41	0	0	0	0	0	0	0	0			Tax Expen	Tax Expense Retire La	MACRS	15 - Year F JCA 50% E
13222575.4	57977.15	28878.43	0	47.15	34.84	686.61	768.6	81.99	0	0	0	0	0	0	0	0			Tax Expen	Tax Expense Retire La	MACRS	15 - Year Property
324813.59	42491.91	21165.23	0	34.56	25.54	497.78	557.88	60.1	0	0	0	0	0	0	0	0			Tax Expen	Tax Expense Retire La	MACRS	15 - Year F JCA 50% E
324813.59	84983.83	42330.44	0	69.12	51.08	995.56	1115.76	120.2	0	0	0	0	0	0	0	0			Tax Expen	Tax Expense Retire La	MACRS	15 - Year Property
1323243.33	690063.94	343720.84	0	2598.46	0	45071.6	47670.06	2598.46	0	0	0	0	0	0	0	0			Tax Expen	Tax Expense Retire La	MACRS	15 - Year F JCA 50% E
1323243.33	1380127.89	687441.7	0	5196.93	0	90143.2	95340.13	5196.93	0	0	0	0	0	0	0	0			Tax Expen	Tax Expense Retire La	MACRS	15 - Year Property
229793.78	121796.96	60667.07	0	458.63	0	7955.19	8413.82	458.63	0	0	0	0	0	0	0	0			Tax Expen	Tax Expense Retire La	MACRS	15 - Year F JCA 50% E
229793.78	243593.93	121334.13	0	917.26	0	15910.36	16827.62	917.26	0	0	0	0	0	0	0	0			Tax Expen	Tax Expense Retire La	MACRS	15 - Year Property
250499.83	132137.14	65817.51	0	497.57	0	8630.55	9128.12	497.57	0	0	0	0	0	0	0	0			Tax Expen	Tax Expense Retire La	MACRS	15 - Year F JCA 50% E
250499.83	264274.28	131635.02	0	995.14	0	17261.1	18256.24	995.14	0	0	0	0	0	0	0	0			Tax Expen	Tax Expense Retire La	MACRS	15 - Year Property
34663.55	16942.84	6727.83	0	0	0	0	0	0	0	0	0	0	0	0	0	0			Tax Expen	Tax Expense Retire La	MACRS	20 - Year F JCA 50% E
34663.55	33885.67	13455.67	0	0	0	0	0	0	0	0	0	0	0	0	0	0			Tax Expen	Tax Expense Retire La	MACRS	20 - Year Property
829571.79	459254.99	182365.57	0	4994.03	0	155924.22	160918.25	4994.03	0	0	0	0	0	0	0	0			Tax Expen	Tax Expense Retire La	MACRS	20 - Year F JCA 50% E
829571.79	918509.98	364731.13	0	9988.06	0	311848.44	321836.5	9988.06	0	0	0	0	0	0	0	0			Tax Expen	Tax Expense Retire La	MACRS	20 - Year Property
3846547.89	2864547.3	1137483.08	0	31148.69	0	972616.49	1003765.18	31148.69	0	0	0	0	0	0	0	0			Tax Expen	Tax Expense Retire La	MACRS	20 - Year F JCA 50% E
3846547.89	5729094.6	2274966.17	0	62297.38	0	1945232.9	2007530.32	62297.38	0	0	0	0	0	0	0	0			Tax Expen	Tax Expense Retire La	MACRS	20 - Year Property
517893.9	590453.33	234463.12	0	6420.7	0	200468.11	206888.81	6420.7	0	0	0	0	0	0	0	0			Tax Expen	Tax Expense Retire La	MACRS	20 - Year F JCA 50% E
517893.9	1180906.66	468926.23	0	12841.41	0	400936.22	413777.63	12841.41	0	0	0	0	0	0	0	0			Tax Expen	Tax Expense Retire La	MACRS	20 - Year Property
13152.01	9889.37	3926.96	0	107.54	0	3357.58	3465.12	107.54	0	0	0	0	0	0	0	0			Tax Expen	Tax Expense Retire La	MACRS	20 - Year F JCA 50% E
13152.01	19778.73	7853.94	0	215.08	0	6715.18	6930.26	215.08	0	0	0	0	0	0	0	0			Tax Expen	Tax Expense Retire La	MACRS	20 - Year Property
7880241.59	1197477.54	475506.36	0	1439.64	49517.55	431517.5	482474.69	50957.19	0	0	0	0	0	0	0	0			Tax Expen	Tax Expense Retire La	MACRS	20 - Year F JCA 50% E
7880241.59	2394955.09	951012.72	0	2879.28	99035.09	863034.96	964949.34	101914.4	0	0	0	0	0	0	0	0			Tax Expen	Tax Expense Retire La	MACRS	20 - Year Property
79999.06	38764.46	38764.46	0	0	0	0	0	0	0	0	0	0	0	0	0	0			MACRS Re	MACRS Regular	MACRS	5 - Year Pr JCA 50% E
79999.06	77528.92	77528.92	0	0	0	0	0	0	0	0	0	0	0	0	0	0			MACRS Re	MACRS Regular	MACRS	5 - Year Property
1360.36	646.22	646.22	0	0	0	0	0	0	0	0	0	0	0	0	0	0			MACRS Re	MACRS Regular	MACRS	5 - Year Pr JCA 50% E
1360.36	1292.43	1292.43	0	0	0	0	0	0	0	0	0	0	0	0	0	0			MACRS Re	MACRS Regular	MACRS	5 - Year Property
16.32	7.81	7.81	0	0	0	0	0	0	0	0	0	0	0	0	0	0			MACRS Re	MACRS Regular	MACRS	5 - Year Pr JCA 50% E
16.32	15.61	15.61	0	0	0	0	0	0	0	0	0	0	0	0	0	0			MACRS Re	MACRS Regular	MACRS	5 - Year Property
19253.97	9317.02	8901.49	0	0	0	0	0	0	0	0	0	0	0	0	0	0			MACRS Re	MACRS Regular	MACRS	7 - Year Pr JCA 50% E
19253.97	18634.04	17802.96	0	0	0	0	0	0	0	0	0	0	0	0	0	0			MACRS Re	MACRS Regular	MACRS	7 - Year Property
82479.92	39755.63	37982.53	0	0	0	0	0	0	0	0	0	0	0	0	0	0			MACRS Re	MACRS Regular	MACRS	7 - Year Pr JCA 50% E
82479.92	79511.26	75965.07	0	0	0	0	0	0	0	0	0	0	0	0	0	0			MACRS Re	MACRS Regular	MACRS	7 - Year Property
571507.75	273159.66	260976.74	0	0	0	0	0	0	0	0	0	0	0	0	0	0			MACRS Re	MACRS Regular	MACRS	7 - Year Pr JCA 50% E
571507.75	546319.32	521953.48	0	0	0	0	0	0	0	0	0	0	0	0	0	0			MACRS Re	MACRS Regular	MACRS	7 - Year Property
37618.2	18162.6	17352.54	0	0	0	0	0	0	0	0	0	0	0	0	0	0			MACRS Re	MACRS Regular	MACRS	7 - Year Pr JCA 50% E
37618.2	36325.19	34705.1	0	0	0	0	0	0	0	0	0	0	0	0	0	0			MACRS Re	MACRS Regular	MACRS	7 - Year Property
926422.64	527972.7	504425.11	0	0	0	0	0	0	0	0	0	0	0	0	0	0			MACRS Re	MACRS Regular	MACRS	7 - Year Pr JCA 50% E
926422.64	1055945.4	1008850.23	0	0	0	0	0	0	0	0	0	0	0	0	0	0			MACRS Re	MACRS Regular	MACRS	7 - Year Property
44536.09	21566.76	20604.88	0	0	0	0	0	0	0	0	0	0	0	0	0	0			MACRS Re	MACRS Regular	MACRS	7 - Year Pr JCA 50% E
44536.09	43133.51	41209.76	0	0	0	0	0	0	0	0	0	0	0	0	0	0			MACRS Re	MACRS Regular	MACRS	7 - Year Property
0	-58007.18	-28893.37	0	0	0	0	0	0	0	0	0	0	0	0	0	0			Tax Expen	Tax Expense Retire La	MACRS	15 - Year F JCA 50% E
0	-116014.37	-57786.78	0	0	0	0	0	0	0	0	0	0	0	0	0	0			Tax Expen	Tax Expense Retire La	MACRS	15 - Year Property
-7.17	-3.59	-1.79	0	0	0	0	0	0	0	0	0	0	0	0	0	0			Tax Expen	Tax Expense Retire La	MACRS	15 - Year F JCA 50% E
-7.17	-7.17	-3.57	0	0	0	0	0	0	0	0	0	0	0	0	0	0			Tax Expen	Tax Expense Retire La	MACRS	15 - Year Property
0	0	0	0	0	0	0	0	0	0	0	0	0	0	0	0	0			MACRS Re	MACRS Regular	MACRS	5 - Year Pr JCA 50% E
0	0	0	0	0	0	0	0	0	0	0	0	0	0	0	0	0			MACRS Re	MACRS Regular	MACRS	5 - Year Property
13346.43	3714.29	3548.63	0	0	0	0	0	0	0	0	0	0	0	0	0	0			MACRS Re	MACRS Regular	MACRS	7 - Year Pr JCA 50% E
13346.43	7428.58	7097.26	0	0	0	0	0	0	0	0	0	0	0	0	0	0			MACRS Re	MACRS Regular	MACRS	7 - Year Property
4023961.59	2425469.08	1208126.15	0	6154.65	39404.78	11997.89	57557.32	45559.43	0	0	0	0	0	0	0	0			Tax Expen	Tax Expense Retire La	MACRS	15 - Year F JCA 50% E
4023961.59	4850938.17	2416252.31	0	12309.29	78809.56	23995.79	115114.65	91118.86	0	0	0	0	0	0	0	0			Tax Expen	Tax Expense Retire La	MACRS	15 - Year Property
17177414.44	5580509.17	2779651.62	0	14157.96	90645.54	28634.59	133438.09	104803.5	0	0	0	0	0	0	0	0			Tax Expen	Tax Expense Retire La	MACRS	15 - Year F JCA 50% E
17177414.44	11161018.35	5559303.23	0	28315.91	181291.08	57269.21	266876.2	209607	0	0	0	0	0	0	0	0			Tax Expen	Tax Expense Retire La	MACRS	15 - Year Property
69936.37	-34801.74	-17334.75	0	-88.31	-565.4	-172.14	-825.85	-653.71	0	0	0	0	0	0	0	0			Tax Expen	Tax Expense Retire La	MACRS	15 - Year F JCA 50% E
69936.37	-69603.48	-34669.5	0	-176.62	-1130.79	-344.32	-1651.74	-1307.42	0	0	0	0	0	0	0	0			Tax Expen	Tax Expense Retire La	MACRS	15 - Year Property
59848.16	20350.64	10136.65	0	51.64	330.62	100.67	482.93	382.26	0	0	0	0	0	0	0	0			Tax Expen	Tax Expense Retire La	MACRS	15 - Year F JCA 50% E
59848.16	40701.27	20273.3	0	103.28	661.25	201.34	965.87	764.53	0	0	0	0	0	0	0	0			Tax Expen	Tax Expense Retire La	MACRS	15 - Year Property
1008542.66	504690.14	251386.17	0	0	0	7108.52	7108.52	0	0	0	0	0	0	0	0	0			Tax Expen	Tax Expense Retire La	MACRS	15 - Year F JCA 50% E
1008542.66	1009380.29	502772.31	0	0	0	14217.03	14217.03	0	0	0	0	0	0	0	0	0			Tax Expen	Tax Expense Retire La	MACRS	15 - Year Property
510572.24	294186.49	146534.28	0	0	0	4143.59	4143.59	0	0	0	0	0	0	0	0	0			Tax Expen	Tax Expense Retire La	MACRS	15 - Year F JCA 50% E
510572.24	588372.97	293068.59	0	0	0	8287.18	8287.18	0	0	0	0	0	0	0	0	0			Tax Expen	Tax Expense Retire La	MACRS	15 - Year Property
35073.67	14207.94	5641.82	0	0	0	0	0	0	0	0	0	0	0	0	0	0			Tax Expen	Tax Expense Retire La	MACRS	20 - Year F JCA 50% E
35073.67	28415.88	11283.67	0	0	0	0	0	0	0	0	0	0	0	0	0	0			Tax Expen	Tax Expense Retire La	MACRS	20 - Year Property
5702672.22	2911142.93	1155985.75	0	18017.49	0	16213.84	34231.33	18017.49	0	0	0	0	0	0	0	0			Tax Expen	Tax Expense Retire La	MACRS	20 - Year F JCA 50% E
5702672.22	5822285.87	2311971.5	0	36034.99	0	32427.67	68462.66	36034.99	0	0	0	0	0	0	0	0			Tax Expen	Tax Expense Retire La	MACRS	20 - Year Property
995460.15	458168.7	181934.22	0	2835.67	0	2551.8	5387.47	2835.67	0	0	0	0	0	0	0	0			Tax Expen	Tax Expense Retire La	MACRS	20 - Year F JCA 50% E
995460.15	916337.4	363868.42	0	5671.35	0	5103.61	10774.96	5671.35	0	0	0	0	0	0	0	0			Tax Expen	Tax Expense Retire La	MACRS	20 - Year Property
654462.18	192601.4	76480.1	0	1192.04	0	1072.72	2264.76	1192.04	0	0	0	0	0	0	0	0			Tax Expen	Tax Expense Retire La	MACRS	20 - Year F JCA 50% E
654462.18	385202.79	152960.18	0	2384.07	0	2145.41	4529.48	2384.07	0	0	0	0	0	0	0	0			Tax Expen	Tax Expense Retire La	MACRS	20 - Year Property
6395413.62	2282710.21	906441.39	0	0	44851.49	195354.75	240206.24	44851.49	0	0	0	0	0	0	0	0			Tax Expen	Tax Expense Retire La	MACRS	20 - Year F JCA 50% E
6395413.62	4565420.42	1812882.8	0	0	89702.98	390709.49	480412.47	89702.98	0	0	0	0	0	0	0	0			Tax Expen	Tax Expense Retire La	MACRS	20 - Year Property
29475.48	13857.76	13857.76	0	0	0	0	0	0	0	0	0	0	0	0	0	0			MACRS Re	MACRS Regular	MACRS	5 - Year Pr JCA 50% E
29475.48	27715.52	27715.52	0	0	0	0	0	0	0	0	0	0	0	0	0	0			MACRS Re	MACRS Regular	MACRS	5 - Year Property
0	0	0	0	0	0	0	0	0	0	0	0	0	0	0	0	0			MACRS Re	MACRS Regular	MACRS	5 - Year Pr JCA 50% E
0	-0.02	-0.02	0	0	0	0	0	0	0	0	0	0	0	0	0	0			MACRS Re	MACRS Regular	MACRS	5 - Year Property
150231.96	71190.07	68014.98	0	0	0	0	0	0	0	0	0	0	0	0	0	0			MACRS Re	MACRS Regular	MACRS	7 - Year Pr JCA 50% E
150231.96	142380.13	136029.98	0	0	0	0	0	0	0	0	0	0	0	0	0	0			MACRS Re	MACRS Regular	MACRS	7 - Year Property
336888.32	159498.42	152384.78	0	0	0	0	0	0	0	0	0	0	0	0	0	0			MACRS Re	MACRS Regular	MACRS	7 - Year Pr JCA 50% E
336888.32	318996.83	304769.58	0	0	0	0	0	0	0	0	0	0	0	0	0	0			MACRS Re	MACRS Regular	MACRS	7 - Year Property
7811.35	3708.13	1847.03	0	0	0	0	0	0	0	0	0	0	0	0	0	0			Tax Expen	Tax Expense Retire La	MACRS	15 - Year F JCA 50% E
7811.35	7416.26	3694.03	0	0	0	0	0	0	0	0	0	0	0	0	0	0			Tax Expen	Tax Expense Retire La	MACRS	15 - Year Property
6034237.26	3019134.79	1503831.04	0	1515.92	695.29	2827.24	5038.45	2211.21	0	0	0	0	0	0	0	0			Tax Expen	Tax Expense Retire La	MACRS	15 - Year F JCA 50% E
6034237.26	6038269.59	3007662.09	0	3031.84	1390.58	5654.45	10076.87	4422.42	0	0	0	0	0	0	0	0			Tax Expen	Tax Expense Retire La	MACRS	15 - Year Property
485714.4	154426.19	76919.69	0	77.54	35.57	144.62	257.72	113.1	0	0	0	0	0	0	0	0			Tax Expen	Tax Expense Retire La	MACRS	15 - Year F JCA 50% E
485714.4	308852.38	153839.37	0	155.08	71.13	289.22	515.43	226.21	0	0	0	0	0	0	0	0			Tax Expen	Tax Expense Retire La	MACRS	15 - Year Property
19927.79	-1199.05	-597.24	0	-0.6	-0.28	-1.12	-2	-0.88	0	0	0	0	0	0	0	0			Tax Expen	Tax Expense Retire La	MACRS	15 - Year F JCA 50% E
19927.79	-2398.1	-1194.5	0	-1.2	-0.55	-2.25	-4.01	-1.76	0	0	0	0	0	0	0	0			Tax Expen	Tax Expense Retire La	MACRS	15 - Year Property
18200.24	8696.6	4331.78	0	4.37	2	8.15	14.52	6.37	0	0	0	0	0	0	0	0			Tax Expen	Tax Expense Retire La	MACRS	15 - Year F JCA 50% E
18200.24	17393.2	8663.56	0	8.74	4.01	16.27	29.02	12.75	0	0	0	0	0	0	0	0			Tax Expen	Tax Expense Retire La	MACRS	15 - Year Property

31704.64	50479.01	25143.6	0	25.35	11.62	47.28	84.25	36.97	0	0	0	0	0	0	0	0		Tax Expen:	Tax Expense Retire La	MACRS	15 - Year F JCA 50% E
31704.64	100958.03	50287.19	0	50.71	23.24	94.55	168.49	73.94	0	0	0	0	0	0	0	0		Tax Expen:	Tax Expense Retire La	MACRS	15 - Year Property
60435.66	30302.77	15093.8	0	0	0	0	0	0	0	0	0	0	0	0	0	0		Tax Expen:	Tax Expense Retire La	MACRS	15 - Year F JCA 50% E
60435.66	60605.53	30187.62	0	0	0	0	0	0	0	0	0	0	0	0	0	0		Tax Expen:	Tax Expense Retire La	MACRS	15 - Year Property
3360546.63	1688155.72	840870.36	0	0	0	0	0	0	0	0	0	0	0	0	0	0		Tax Expen:	Tax Expense Retire La	MACRS	15 - Year F JCA 50% E
3360546.63	3376311.44	1681740.72	0	0	0	0	0	0	0	0	0	0	0	0	0	0		Tax Expen:	Tax Expense Retire La	MACRS	15 - Year Property
345768.67	178699.33	70959.7	0	0	0	12954.67	12954.67	0	0	0	0	0	0	0	0	0		Tax Expen:	Tax Expense Retire La	MACRS	20 - Year F JCA 50% E
345768.67	357398.65	141919.43	0	0	0	25909.35	25909.35	0	0	0	0	0	0	0	0	0		Tax Expen:	Tax Expense Retire La	MACRS	20 - Year Property
181907.02	90878.89	36087.1	0	0	0	6588.2	6588.2	0	0	0	0	0	0	0	0	0		Tax Expen:	Tax Expense Retire La	MACRS	20 - Year F JCA 50% E
181907.02	181757.77	72174.2	0	0	0	13176.39	13176.39	0	0	0	0	0	0	0	0	0		Tax Expen:	Tax Expense Retire La	MACRS	20 - Year Property
132070.06	78793.48	31288.11	0	0	0	13150.61	13150.61	0	0	0	0	0	0	0	0	0		Tax Expen:	Tax Expense Retire La	MACRS	20 - Year F JCA 50% E
132070.06	157586.95	62576.2	0	0	0	26301.23	26301.23	0	0	0	0	0	0	0	0	0		Tax Expen:	Tax Expense Retire La	MACRS	20 - Year Property
1584100.08	303048.56	120337.55	0	55.98	5608.18	20169.09	25833.25	5664.16	0	0	0	0	0	0	0	0		Tax Expen:	Tax Expense Retire La	MACRS	20 - Year F JCA 50% E
1584100.08	606097.13	240675.11	0	111.96	11216.35	40338.17	51666.49	11328.32	0	0	0	0	0	0	0	0		Tax Expen:	Tax Expense Retire La	MACRS	20 - Year Property
9108.28	4325.03	4325.03	0	0	0	0	0	0	0	0	0	0	0	0	0	0		MACRS Re	MACRS Regular	MACRS	5 - Year Pr JCA 50% E
9108.28	8650.05	8650.05	0	0	0	0	0	0	0	0	0	0	0	0	0	0		MACRS Re	MACRS Regular	MACRS	5 - Year Property
0	0.01	0.01	0	0	0	0	0	0	0	0	0	0	0	0	0	0		MACRS Re	MACRS Regular	MACRS	5 - Year Pr JCA 50% E
0	0.01	0.01	0	0	0	0	0	0	0	0	0	0	0	0	0	0		MACRS Re	MACRS Regular	MACRS	5 - Year Property
54072.43	25630.8	24487.67	0	0	0	0	0	0	0	0	0	0	0	0	0	0		MACRS Re	MACRS Regular	MACRS	7 - Year Pr JCA 50% E
54072.43	51261.6	48975.32	0	0	0	0	0	0	0	0	0	0	0	0	0	0		MACRS Re	MACRS Regular	MACRS	7 - Year Property
57608.68	27307.01	26089.14	0	0	0	0	0	0	0	0	0	0	0	0	0	0		MACRS Re	MACRS Regular	MACRS	7 - Year Pr JCA 50% E
57608.68	54614.03	52178.23	0	0	0	0	0	0	0	0	0	0	0	0	0	0		MACRS Re	MACRS Regular	MACRS	7 - Year Property
186455.35	177773.75	0	0	0	0	0	0	0	0	0	0	0	0	0	0	0		MACRS Re	MACRS Regular	MACRS	Class Life
1217.87	901.68	155.09	0	0	0	0	0	0	0	0	0	0	0	0	0	0		MACRS Re	ADR Regular	MACRS	Non - Residential Real
162.56	60.4	10.14	0	0	0	0	0	0	0	0	0	0	0	0	0	0		MACRS Re	MACRS Regular	MACRS	Non - Residential Real
0	133.3	20.95	0	0	0	0	0	0	0	0	0	0	0	0	0	0		MACRS Re	ADR Regular	MACRS	Non - Residential Real
5237.1	5292.1	944.17	0	0	0	0	0	0	0	0	0	0	0	0	0	0		MACRS Re	ADR Regular	MACRS	Non - Residential Real
2151.32	2174.32	383.29	0	0	0	0	0	0	0	0	0	0	0	0	0	0		MACRS Re	ADR Regular	MACRS	Non - Residential Real
17638.31	17295.13	3011.79	0	0	0	0	0	0	0	0	0	0	0	0	0	0		MACRS Re	ADR Regular	MACRS	Non - Residential Real
105107.55	99607.88	0	0	0	0	0	0	0	0	0	0	0	0	0	0	0		MACRS Re	MACRS Regular	MACRS	Class Life
223501.2	216199.24	0	0	0	0	0	0	0	0	0	0	0	0	0	0	0		MACRS Re	MACRS Regular	MACRS	Class Life
12965.35	12292.24	2114.25	0	0	0	0	0	0	0	0	0	0	0	0	0	0		MACRS Re	ADR Regular	MACRS	Non - Residential Real
381.55	165.43	27.75	0	0	0	0	0	0	0	0	0	0	0	0	0	0		MACRS Re	MACRS Regular	MACRS	Non - Residential Real
68645.65	64126.92	10344.95	0	0	0	0	0	0	0	0	0	0	0	0	0	0		MACRS Re	ADR Regular	MACRS	Non - Residential Real
184456.89	172314.3	27428.99	0	0	0	0	0	0	0	0	0	0	0	0	0	0		MACRS Re	ADR Regular	MACRS	Non - Residential Real
0	2747.14	431.46	0	0	0	0	0	0	0	0	0	0	0	0	0	0		MACRS Re	ADR Regular	MACRS	Non - Residential Real
4248.01	4144.4	650.87	0	0	0	0	0	0	0	0	0	0	0	0	0	0		MACRS Re	ADR Regular	MACRS	Non - Residential Real
22649.33	21555.56	3339.16	0	0	0	0	0	0	0	0	0	0	0	0	0	0		MACRS Re	ADR Regular	MACRS	Non - Residential Real
-106.39	-42.74	-6.65	0	0	0	0	0	0	0	0	0	0	0	0	0	0		MACRS Re	ADR Regular	MACRS	Non - Residential Real
317.16	318.68	56.86	0	0	0	0	0	0	0	0	0	0	0	0	0	0		MACRS Re	ADR Regular	MACRS	Non - Residential Real
-17.75	-14.69	-2.61	0	0	0	0	0	0	0	0	0	0	0	0	0	0		MACRS Re	ADR Regular	MACRS	Non - Residential Real
2987.92	2823.23	491.65	0	0	0	0	0	0	0	0	0	0	0	0	0	0		MACRS Re	ADR Regular	MACRS	Non - Residential Real
10894.11	10293.44	1792.48	0	0	0	0	0	0	0	0	0	0	0	0	0	0		MACRS Re	ADR Regular	MACRS	Non - Residential Real
12328790.09	0	0	0	0	0	0	0	0	0	0	0	0	0	0	0	0	15-Year Property	Tax Expen:	Tax Expense Retire La	MACRS	15 - Year F JCA 100%
12328790.09	6935336.28	3045306.15	0	11118.6	17363.73	58473.25	86955.57	28482.32	0	0	0	0	0	0	0	0	15-Year Property	Tax Expen:	Tax Expense Retire La	MACRS	15 - Year Property
1289858.35	0	0	0	0	0	0	0	0	0	0	0	0	0	0	0	0	15-Year Property	Tax Expen:	Tax Expense Retire La	MACRS	15 - Year F JCA 100%
1289858.35	1202748.69	528126.94	0	2731.65	0	4463.27	7194.92	2731.65	0	0	0	0	0	0	0	0	15-Year Property	Tax Expen:	Tax Expense Retire La	MACRS	15 - Year Property
28187.39	0	0	0	0	0	0	0	0	0	0	0	0	0	0	0	0	20-Year Property	Tax Expen:	Tax Expense Retire La	MACRS	20 - Year F JCA 100%
28187.39	27167.94	9460.14	0	0	0	0	0	0	0	0	0	0	0	0	0	0	20-Year Property	Tax Expen:	Tax Expense Retire La	MACRS	20 - Year Property
5013248.04	0	0	0	0	0	0	0	0	0	0	0	0	0	0	0	0	20-Year Property	Tax Expen:	Tax Expense Retire La	MACRS	20 - Year F JCA 100%
5013248.04	5750802.35	2002486.88	0	46898.52	0	905979.4	952877.92	46898.52	0	0	0	0	0	0	0	0	20-Year Property	Tax Expen:	Tax Expense Retire La	MACRS	20 - Year Property
13469237.02	0	0	0	0	0	0	0	0	0	0	0	0	0	0	0	0	20-Year Property	Tax Expen:	Tax Expense Retire La	MACRS	20 - Year F JCA 100%
13469237.02	2333848.13	812669.25	0	3775.55	95390.32	237237.87	336403.74	99165.87	0	0	0	0	0	0	0	0	20-Year Property	Tax Expen:	Tax Expense Retire La	MACRS	20 - Year Property
3111.46	0	0	0	0	0	0	0	0	0	0	0	0	0	0	0	0	5-Year Property	MACRS Re	MACRS Regular	MACRS	5 - Year Pr JCA 100%
3111.46	2966.13	2966.13	0	0	0	0	0	0	0	0	0	0	0	0	0	0	5-Year Property	MACRS Re	MACRS Regular	MACRS	5 - Year Property
0	0	0	0	0	0	0	0	0	0	0	0	0	0	0	0	0	5-Year Property	MACRS Re	MACRS Regular	MACRS	5 - Year Pr JCA 100%
0	0	0	0	0	0	0	0	0	0	0	0	0	0	0	0	0	5-Year Property	MACRS Re	MACRS Regular	MACRS	5 - Year Property
107.98	0	0	0	0	0	0	0	0	0	0	0	0	0	0	0	0	7-Year Property	MACRS Re	MACRS Regular	MACRS	7 - Year Pr JCA 100%
107.98	103.63	89.74	0	0	0	0	0	0	0	0	0	0	0	0	0	0	7-Year Property	MACRS Re	MACRS Regular	MACRS	7 - Year Property
21425.23	0	0	0	0	0	0	0	0	0	0	0	0	0	0	0	0	7-Year Property	MACRS Re	MACRS Regular	MACRS	7 - Year Pr JCA 100%
21425.23	20512.82	17766.14	0	0	0	0	0	0	0	0	0	0	0	0	0	0	7-Year Property	MACRS Re	MACRS Regular	MACRS	7 - Year Property
447812.79	0	0	0	0	0	0	0	0	0	0	0	0	0	0	0	0	7-Year Property	MACRS Re	MACRS Regular	MACRS	7 - Year Pr JCA 100%
447812.79	431633.79	373838.03	0	0	0	0	0	0	0	0	0	0	0	0	0	0	7-Year Property	MACRS Re	MACRS Regular	MACRS	7 - Year Property
-851.38	0	0	0	0	0	0	0	0	0	0	0	0	0	0	0	0	7-Year Property	MACRS Re	MACRS Regular	MACRS	7 - Year Pr JCA 100%
-851.38	-45.54	-39.44	0	0	0	0	0	0	0	0	0	0	0	0	0	0	7-Year Property	MACRS Re	MACRS Regular	MACRS	7 - Year Property
0	0	0	0	0	0	0	0	0	0	0	0	0	0	0	0	0	15-Year Property	Tax Expen:	Tax Expense Retire La	MACRS	15 - Year F JCA 100%
0	0	0	0	0	0	0	0	0	0	0	0	0	0	0	0	0	15-Year Property	Tax Expen:	Tax Expense Retire La	MACRS	15 - Year Property
56194.61	0	0	0	0	0	0	0	0	0	0	0	0	0	0	0	0	15-Year Property	Tax Expen:	Tax Expense Retire La	MACRS	15 - Year F JCA 100%
56194.61	54300.6	23843.4	0	0	0	0	0	0	0	0	0	0	0	0	0	0	15-Year Property	Tax Expen:	Tax Expense Retire La	MACRS	15 - Year Property
43521.91	0	0	0	0	0	0	0	0	0	0	0	0	0	0	0	0	3-Year Property	MACRS Re	MACRS Regular	MACRS	3 - Year Pr JCA 100%
43521.91	42220.67	42220.67	0	0	0	0	0	0	0	0	0	0	0	0	0	0	3-Year Property	MACRS Re	MACRS Regular	MACRS	3 - Year Property
15143.8	0	0	0	0	0	0	0	0	0	0	0	0	0	0	0	0	7-Year Property	MACRS Re	MACRS Regular	MACRS	7 - Year Pr JCA 100%
15143.8	9398.13	8139.71	0	0	0	0	0	0	0	0	0	0	0	0	0	0	7-Year Property	MACRS Re	MACRS Regular	MACRS	7 - Year Property
16657983.06	0	0	0	0	0	0	0	0	0	0	0	0	0	0	0	0	15-Year Property	Tax Expen:	Tax Expense Retire La	MACRS	15 - Year F JCA 100%
16657983.06	13816194.84	6066691.15	0	1995.2	418.28	28489.3	30902.78	2413.48	0	0	0	0	0	0	0	0	15-Year Property	Tax Expen:	Tax Expense Retire La	MACRS	15 - Year Property
923358.89	0	0	0	0	0	0	0	0	0	0	0	0	0	0	0	0	15-Year Property	Tax Expen:	Tax Expense Retire La	MACRS	15 - Year F JCA 100%
923358.89	944102.46	414555.38	0	0	0	0	0	0	0	0	0	0	0	0	0	0	15-Year Property	Tax Expen:	Tax Expense Retire La	MACRS	15 - Year Property
83863.26	0	0	0	0	0	0	0	0	0	0	0	0	0	0	0	0	20-Year Property	Tax Expen:	Tax Expense Retire La	MACRS	20 - Year F JCA 100%
83863.26	80890.3	28166.81	0	0	0	0	0	0	0	0	0	0	0	0	0	0	20-Year Property	Tax Expen:	Tax Expense Retire La	MACRS	20 - Year Property
6135122.21	0	0	0	0	0	0	0	0	0	0	0	0	0	0	0	0	20-Year Property	Tax Expen:	Tax Expense Retire La	MACRS	20 - Year F JCA 100%
6135122.21	6262532.16	2180676.32	0	133383.9	0	200428.38	333812.3	133383.9	0	0	0	0	0	0	0	0	20-Year Property	Tax Expen:	Tax Expense Retire La	MACRS	20 - Year Property
7565018.62	0	0	0	0	0	0	0	0	0	0	0	0	0	0	0	0	20-Year Property	Tax Expen:	Tax Expense Retire La	MACRS	20 - Year F JCA 100%
7565018.62	5068894.1	1765039.62	0	0	61883.7	249428.33	311312.03	61883.7	0	0	0	0	0	0	0	0	20-Year Property	Tax Expen:	Tax Expense Retire La	MACRS	20 - Year Property
0	0	0	0	0	0	0	0	0	0	0	0	0	0	0	0	0	5-Year Property	MACRS Re	MACRS Regular	MACRS	5 - Year Pr JCA 100%
0	0.01	0.01	0	83527.42	0	0	0	0	0	0	0	0	0	0	0	0	5-Year Property	MACRS Re	MACRS Regular	MACRS	5 - Year Property
57564.14	0	0	0	0	0	0	0	0	0	0	0	0	0	0	0	0	7-Year Property	MACRS Re	MACRS Regular	MACRS	7 - Year Pr JCA 100%
57564.14	55497.21	48066.13	0	0	0	0	0	0	0	0	0	0	0	0	0	0	7-Year Property	MACRS Re	MACRS Regular	MACRS	7 - Year Property
43474.34	0	0	0	0	0	0	0	0	0	0	0	0	0	0	0	0	7-Year Property	MACRS Re	MACRS Regular	MACRS	7 - Year Pr JCA 100%
43474.34	41766.02	36173.56	0	0	0	0	0	0	0	0	0	0	0	0	0	0	7-Year Property	MACRS Re	MACRS Regular	MACRS	7 - Year Property
0	0	0	0	0	0	0	0	0	0	0	0	0	0	0	0	0	7-Year Property	MACRS Re	MACRS Regular	MACRS	7 - Year Pr JCA 100%
0	0	0	0	0	0	0	0	0	0	0	0	0	0	0	0	0	7-Year Property	MACRS Re	MACRS Regular	MACRS	7 - Year Property
340877.44	0	0	0	0	0	0	0	0	0	0	0	0	0	0	0	0	7-Year Property	MACRS Re	MACRS Regular	MACRS	7 - Year Pr JCA 100%

340877.44	322593.52	279398.24	0	0	0	0	0	0	0	0	0	0	0	0	0	0	7-Year Property	MACRS Re	MACRS Regular	MACRS	7 - Year Property
0	0	0	0	0	0	0	0	0	0	0	0	0	0	0	0	0	5-Year Property	MACRS Re	MACRS Regular	MACRS	5 - Year Pr JCA 100%
0	0	0	0	10601.21	0	0	0	0	0	0	0	0	0	0	0	0	5-Year Property	MACRS Re	MACRS Regular	MACRS	5 - Year Property
0	0	0	0	0	0	0	0	0	0	0	0	0	0	0	0	0	15-Year Property	Tax Expen	Tax Expense Retire La	MACRS	15 - Year F JCA 100%
0	0	0	0	0	0	0	0	0	0	0	0	0	0	0	0	0	15-Year Property	Tax Expen	Tax Expense Retire La	MACRS	15 - Year Property
1382094.9	0	0	0	0	0	0	0	0	0	0	0	0	0	0	0	0	15-Year Property	Tax Expen	Tax Expense Retire La	MACRS	15 - Year F JCA 100%
1382094.9	995937.16	437316.02	0	407.07	3015	5348.09	8770.16	3422.07	0	0	0	0	0	0	0	0	15-Year Property	Tax Expen	Tax Expense Retire La	MACRS	15 - Year Property
18772.27	0	0	0	0	0	0	0	0	0	0	0	0	0	0	0	0	15-Year Property	Tax Expen	Tax Expense Retire La	MACRS	15 - Year F JCA 100%
18772.27	13695.06	6013.5	0	5.6	41.46	73.58	120.63	47.05	0	0	0	0	0	0	0	0	15-Year Property	Tax Expen	Tax Expense Retire La	MACRS	15 - Year Property
-102920.51	0	0	0	0	0	0	0	0	0	0	0	0	0	0	0	0	15-Year Property	Tax Expen	Tax Expense Retire La	MACRS	15 - Year F JCA 100%
-102920.51	72823.5	31976.8	0	0	0	0	0	0	0	0	0	0	0	0	0	0	15-Year Property	Tax Expen	Tax Expense Retire La	MACRS	15 - Year Property
315353.43	0	0	0	0	0	0	0	0	0	0	0	0	0	0	0	0	20-Year Property	Tax Expen	Tax Expense Retire La	MACRS	20 - Year F JCA 100%
315353.43	453030.38	157749.72	0	0	0	153536.04	153536.04	0	0	0	0	0	0	0	0	0	20-Year Property	Tax Expen	Tax Expense Retire La	MACRS	20 - Year Property
1999795.58	0	0	0	0	0	0	0	0	0	0	0	0	0	0	0	0	20-Year Property	Tax Expen	Tax Expense Retire La	MACRS	20 - Year F JCA 100%
1999795.58	572235.52	199258.14	0	11675.78	3446.68	40252.64	55375.1	15122.46	0	0	0	0	0	0	0	0	20-Year Property	Tax Expen	Tax Expense Retire La	MACRS	20 - Year Property
0	0	0	0	0	0	0	0	0	0	0	0	0	0	0	0	0	5-Year Property	MACRS Re	MACRS Regular	MACRS	5 - Year Pr JCA 100%
0	0	0	0	1568.66	0	0	0	0	0	0	0	0	0	0	0	0	5-Year Property	MACRS Re	MACRS Regular	MACRS	5 - Year Property
211066.37	0	0	0	0	0	0	0	0	0	0	0	0	0	0	0	0	7-Year Property	MACRS Re	MACRS Regular	MACRS	7 - Year Pr JCA 100%
211066.37	203316.14	176092.1	0	0	0	0	0	0	0	0	0	0	0	0	0	0	7-Year Property	MACRS Re	MACRS Regular	MACRS	7 - Year Property
24181532.93	6663940.18	2926136.13	0	4250.62	16693.81	52401.55	73345.98	20944.43	0	0	0	0	0	0	0	0	15-Year Property	Tax Expen	Tax Expense Retire La	MACRS	15 - Year F JCA 50% E
24181532.93	13327880.36	5852272.27	0	8501.24	33387.62	104803.1	146691.96	41888.86	0	0	0	0	0	0	0	0	15-Year Property	Tax Expen	Tax Expense Retire La	MACRS	15 - Year Property
5799877.37	2703288.19	1187013.84	0	6139.62	0	10031.6	16171.22	6139.62	0	0	0	0	0	0	0	0	15-Year Property	Tax Expen	Tax Expense Retire La	MACRS	15 - Year F JCA 50% E
5799877.37	5406576.37	2374027.69	0	12279.24	0	20063.2	32342.44	12279.24	0	0	0	0	0	0	0	0	15-Year Property	Tax Expen	Tax Expense Retire La	MACRS	15 - Year Property
2797.59	1624.65	565.71	0	13.25	0	255.95	269.2	13.25	0	0	0	0	0	0	0	0	20-Year Property	Tax Expen	Tax Expense Retire La	MACRS	20 - Year F JCA 50% E
2797.59	3249.3	1131.45	0	26.49	0	511.9	538.39	26.49	0	0	0	0	0	0	0	0	20-Year Property	Tax Expen	Tax Expense Retire La	MACRS	20 - Year Property
442.31	37.72	13.12	0	0.06	1.54	3.83	5.43	1.6	0	0	0	0	0	0	0	0	20-Year Property	Tax Expen	Tax Expense Retire La	MACRS	20 - Year F JCA 50% E
442.31	75.44	26.28	0	0.12	3.08	7.68	10.89	3.21	0	0	0	0	0	0	0	0	20-Year Property	Tax Expen	Tax Expense Retire La	MACRS	20 - Year Property
82314.73	38955.11	38955.11	0	0	0	0	0	0	0	0	0	0	0	0	0	0	5-Year Property	MACRS Re	MACRS Regular	MACRS	5 - Year Pr JCA 50% E
82314.73	77910.21	77910.21	0	0	0	0	0	0	0	0	0	0	0	0	0	0	5-Year Property	MACRS Re	MACRS Regular	MACRS	5 - Year Property
309341.6	285318.6	125283.4	0	0	0	28133.14	28133.14	0	0	0	0	0	0	0	0	0	15-Year Property	Tax Expen	Tax Expense Retire La	MACRS	15 - Year F JCA 50% E
309341.6	570637.2	250566.79	0	0	0	56266.27	56266.27	0	0	0	0	0	0	0	0	0	15-Year Property	Tax Expen	Tax Expense Retire La	MACRS	15 - Year Property
6279820.64	2598348.26	1140934.72	0	375.23	78.66	5357.84	5811.73	453.89	0	0	0	0	0	0	0	0	15-Year Property	Tax Expen	Tax Expense Retire La	MACRS	15 - Year F JCA 50% E
6279820.64	5196696.52	2281869.44	0	750.45	157.32	10715.69	11623.47	907.78	0	0	0	0	0	0	0	0	15-Year Property	Tax Expen	Tax Expense Retire La	MACRS	15 - Year Property
1670772.15	849978.34	373225.49	0	0	0	0	0	0	0	0	0	0	0	0	0	0	15-Year Property	Tax Expen	Tax Expense Retire La	MACRS	15 - Year F JCA 50% E
1670772.15	1699956.68	746450.97	0	0	0	0	0	0	0	0	0	0	0	0	0	0	15-Year Property	Tax Expen	Tax Expense Retire La	MACRS	15 - Year Property
1062160.87	541625.25	188599.33	0	11535.92	0	17334.37	28870.29	11535.92	0	0	0	0	0	0	0	0	20-Year Property	Tax Expen	Tax Expense Retire La	MACRS	20 - Year F JCA 50% E
1062160.87	1083250.5	377198.65	0	23071.84	0	34668.73	57740.57	23071.84	0	0	0	0	0	0	0	0	20-Year Property	Tax Expen	Tax Expense Retire La	MACRS	20 - Year Property
24603.59	11906.55	10312.26	0	0	0	0	0	0	0	0	0	0	0	0	0	0	7-Year Property	MACRS Re	MACRS Regular	MACRS	7 - Year Pr JCA 50% E
24603.59	23813.1	20624.53	0	0	0	0	0	0	0	0	0	0	0	0	0	0	7-Year Property	MACRS Re	MACRS Regular	MACRS	7 - Year Property
178416.6	62693.05	27528.52	0	25.63	189.79	336.86	552.28	215.42	0	0	0	0	0	0	0	0	15-Year Property	Tax Expen	Tax Expense Retire La	MACRS	15 - Year F JCA 50% E
178416.6	125386.11	55057.04	0	51.25	379.58	673.72	1104.56	430.84	0	0	0	0	0	0	0	0	15-Year Property	Tax Expen	Tax Expense Retire La	MACRS	15 - Year Property
23409.23	-8771.04	-3851.36	0	0	0	0	0	0	0	0	0	0	0	0	0	0	15-Year Property	Tax Expen	Tax Expense Retire La	MACRS	15 - Year F JCA 50% E
23409.23	-17542.08	-7702.73	0	0	0	0	0	0	0	0	0	0	0	0	0	0	15-Year Property	Tax Expen	Tax Expense Retire La	MACRS	15 - Year Property
930138.24	732244.07	0	0	0	0	0	0	0	0	0	0	0	0	0	0	0	16a. Class Life	MACRS Re	MACRS Regular	MACRS	Class Life
14434.58	13709.16	1889.38	0	0	0	0	0	0	0	0	0	0	0	0	0	0	Non-Residential Real I	MACRS Re	ADR Regular	MACRS	Non - Residential Real
56245.92	53743.02	7291.85	0	0	0	0	0	0	0	0	0	0	0	0	0	0	Non-Residential Real I	MACRS Re	ADR Regular	MACRS	Non - Residential Real
0	0	0	0	0	0	0	0	0	0	0	0	0	0	0	0	0	Non-Residential Real I	MACRS Re	ADR Regular	MACRS	Non - Residential Real
0	878.33	115.42	0	0	0	0	0	0	0	0	0	0	0	0	0	0	Non-Residential Real I	MACRS Re	ADR Regular	MACRS	Non - Residential Real
647164.04	642870.86	83103.92	0	0	0	0	0	0	0	0	0	0	0	0	0	0	Non-Residential Real I	MACRS Re	ADR Regular	MACRS	Non - Residential Real
68103.16	64680.58	9743.48	0	0	0	0	0	0	0	0	0	0	0	0	0	0	Non-Residential Real I	MACRS Re	ADR Regular	MACRS	Non - Residential Real
536462.23	519155.75	0	0	0	0	0	0	0	0	0	0	0	0	0	0	0	16a. Class Life	MACRS Re	MACRS Regular	MACRS	Class Life
0	1.02	0.15	0	0	0	0	0	0	0	0	0	0	0	0	0	0	Non-Residential Real I	Tax Expen	Tax Expense Retire La	MACRS	Non - Residential Real
51157.75	49307.83	7532.74	0	0	0	0	0	0	0	0	0	0	0	0	0	0	Non-Residential Real I	Tax Expen	Tax Expense Retire La	MACRS	Non - Residential Real
-7.94	-8.21	-1.23	0	0	0	0	0	0	0	0	0	0	0	0	0	0	Non-Residential Real I	Tax Expen	Tax Expense Retire La	MACRS	Non - Residential Real
5.7	6.57	0.98	0	0	0	0	0	0	0	0	0	0	0	0	0	0	Non-Residential Real I	Tax Expen	Tax Expense Retire La	MACRS	Non - Residential Real
0	0	0	0	0	0	0	0	0	0	0	0	0	0	0	0	0	Non-Residential Real I	MACRS Re	ADR Regular	MACRS	Non - Residential Real
13460.01	12785.85	1762.15	0	0	0	0	0	0	0	0	0	0	0	0	0	0	Non-Residential Real I	MACRS Re	ADR Regular	MACRS	Non - Residential Real
6419.79	6203.68	841.7	0	0	0	0	0	0	0	0	0	0	0	0	0	0	Non-Residential Real I	MACRS Re	ADR Regular	MACRS	Non - Residential Real
21394.55	20365.51	2719.6	0	0	0	0	0	0	0	0	0	0	0	0	0	0	Non-Residential Real I	MACRS Re	ADR Regular	MACRS	Non - Residential Real
98815.94	95239.49	12515.42	0	0	0	0	0	0	0	0	0	0	0	0	0	0	Non-Residential Real I	MACRS Re	ADR Regular	MACRS	Non - Residential Real
576008.51	569968.71	73679.87	0	0	0	0	0	0	0	0	0	0	0	0	0	0	Non-Residential Real I	MACRS Re	ADR Regular	MACRS	Non - Residential Real
92969.69	90013.5	13751.38	0	0	0	0	0	0	0	0	0	0	0	0	0	0	Non-Residential Real I	MACRS Re	ADR Regular	MACRS	Non - Residential Real
1985.3	1889.64	284.65	0	0	0	0	0	0	0	0	0	0	0	0	0	0	Non-Residential Real I	MACRS Re	ADR Regular	MACRS	Non - Residential Real
-28.36	-19.68	-2.9	0	0	0	0	0	0	0	0	0	0	0	0	0	0	Non-Residential Real I	MACRS Re	ADR Regular	MACRS	Non - Residential Real
4724.49	4495.21	657.93	0	0	0	0	0	0	0	0	0	0	0	0	0	0	Non-Residential Real I	MACRS Re	ADR Regular	MACRS	Non - Residential Real
-263.78	-173.6	-24.66	0	0	0	0	0	0	0	0	0	0	0	0	0	0	Non-Residential Real I	MACRS Re	ADR Regular	MACRS	Non - Residential Real
0	18.37	2.41	0	0	0	0	0	0	0	0	0	0	0	0	0	0	Non-Residential Real I	MACRS Re	ADR Regular	MACRS	Non - Residential Real
681296.11	638101.93	0	0	0	0	0	0	0	0	0	0	0	0	0	0	0	16a. Class Life	MACRS Re	MACRS Regular	MACRS	Class Life
74318090.4	54851761.53	20668143.75	0	25325.63	74604.66	995362.68	1095292.97	99930.29	0	0	0	0	0	0	0	0	15-Year Property	Tax Expen	Tax Expense Retire La	MACRS	15 - Year Property
6388260.81	6991960.76	2634570.81	0	0	0	542561.86	542561.86	0	0	0	0	0	0	0	0	0	15-Year Property	Tax Expen	Tax Expense Retire La	MACRS	15 - Year Property
38588.5	37108.64	10960.4	0	0	0	0	0	0	0	0	0	0	0	0	0	0	20-Year Property	Tax Expen	Tax Expense Retire La	MACRS	20 - Year Property
6206517.36	9795531.02	2893208.04	0	160972.2	0	3647530.6	3808502.75	160972.2	0	0	0	0	0	0	0	0	20-Year Property	Tax Expen	Tax Expense Retire La	MACRS	20 - Year Property
12652182.43	3301373.67	975093.73	0	185475.8	151681.55	643549.15	980706.47	337157.3	0	0	0	0	0	0	0	0	20-Year Property	Tax Expen	Tax Expense Retire La	MACRS	20 - Year Property
84703.28	80131.94	8304.06	0	0	0	0	0	0	0	0	0	0	0	0	0	0	Non-Residential Real I	Tax Expen	Tax Expense Retire La	MACRS	Non - Residential Real
8585.77	8157.25	7687.4	0	0	0	0	0	0	0	0	0	0	0	0	0	0	5-Year Property	MACRS Re	MACRS Regular	MACRS	5 - Year Property
23411.57	22120.27	20846.14	0	101949.4	0	0	0	0	0	0	0	0	0	0	0	0	5-Year Property	MACRS Re	MACRS Regular	MACRS	5 - Year Property
16809.26	15984.91	12418.67	0	0	0	0	0	0	0	0	0	0	0	0	0	0	7-Year Property	MACRS Re	MACRS Regular	MACRS	7 - Year Property
14624.25	13898.39	10797.67	0	0	0	0	0	0	0	0	0	0	0	0	0	0	7-Year Property	MACRS Re	MACRS Regular	MACRS	7 - Year Property
0	0	0	0	0	0	0	0	0	0	0	0	0	0	0	0	0	7-Year Property	MACRS Re	MACRS Regular	MACRS	7 - Year Property
100716.15	95070.34	11274.38	0	0	0	0	0	0	0	0	0	0	0	0	0	0	Non-Residential Real I	MACRS Re	ADR Regular	MACRS	Non - Residential Real
6153.14	5808.22	676.36	0	0	0	0	0	0	0	0	0	0	0	0	0	0	Non-Residential Real I	MACRS Re	ADR Regular	MACRS	Non - Residential Real
9972.6	9413.58	1076.05	0	0	0	0	0	0	0	0	0	0	0	0	0	0	Non-Residential Real I	MACRS Re	ADR Regular	MACRS	Non - Residential Real
0	0	0	0	0	0	0	0	0	0	0	0	0	0	0	0	0	Non-Residential Real I	MACRS Re	ADR Regular	MACRS	Non - Residential Real
78972.89	74545.93	8203.04	0	0	0	0	0	0	0	0	0	0	0	0	0	0	Non-Residential Real I	MACRS Re	ADR Regular	MACRS	Non - Residential Real
0	945.98	100.04	0	0	0	0	0	0	0	0	0	0	0	0	0	0	Non-Residential Real I	MACRS Re	ADR Regular	MACRS	Non - Residential Real
30171.54	28554.39	2959.07	0	0	0	0	0	0	0	0	0	0	0	0	0	0	Non-Residential Real I	MACRS Re	ADR Regular	MACRS	Non - Residential Real
0	0	0	0	0	0	0	0	0	0	0	0	0	0	0	0	0	Non-Residential Real I	MACRS Re	ADR Regular	MACRS	Non - Residential Real
0	0	0	0	0	0	0	0	0	0	0	0	0	0	0	0	0	7-Year Property	MACRS Re	MACRS Regular	MACRS	7 - Year Property
752610.37	715074.1	555541.08	0	0	0	0	0	0	0	0	0	0	0	0	0	0	7-Year Property	MACRS Re	MACRS Regular	MACRS	7 - Year Property
28127.11	25645.54	24168.36	0	0	0	0	0	0	0	0	0	0	0	0	0	0	5-Year Property	MACRS Re	MACRS Regular	MACRS	5 - Year Property
411963.34	389163.79	302341.36	0	0	0	0	0	0	0	0	0	0	0	0	0	0	7-Year Property	MACRS Re	MACRS Regular	MACRS	7 - Year Property
0	0	0	0	0	0	0	0	0	0	0	0	0	0	0	0	0	7-Year Property	MACRS Re	MACRS Regular	MACRS	7 - Year Property

730934.34	740649.27	575410.42	0	0	0	0	0	0	0	0	0	0	0	0	0	0	7-Year Property	MACRS Re	MACRS Regular	MACRS	7 - Year Property
2145971.91	2082308.48	784613.84	0	0	0	0	0	0	0	0	0	0	0	0	0	0	15-Year Property	Tax Expen	Tax Expense Retire La	MACRS	15 - Year Property
529007.81	496347.27	187023.65	0	0	0	0	0	0	0	0	0	0	0	0	0	0	15-Year Property	Tax Expen	Tax Expense Retire La	MACRS	15 - Year Property
-15.45	-15.45	0	0	0	0	0	0	0	0	0	0	0	0	0	0	0	16a. Class Life	MACRS Re	MACRS Regular	MACRS	Class Life
-11543.19	-10778.87	-4061.47	0	-21.86	-21.07	30.66	-12.27	-42.93	0	0	0	0	0	0	0	0	15-Year Property	Tax Expen	Tax Expense Retire La	MACRS	15 - Year Property
-1129.6	-1127.78	-424.96	0	0	0	0	0	0	0	0	0	0	0	0	0	0	15-Year Property	Tax Expen	Tax Expense Retire La	MACRS	15 - Year Property
0.82	0.82	0.24	0	0	0	0	0	0	0	0	0	0	0	0	0	0	20-Year Property	Tax Expen	Tax Expense Retire La	MACRS	20 - Year Property
-3175.19	-10588.91	-3127.53	0	-73.96	0	-7344.88	-7418.84	-73.96	0	0	0	0	0	0	0	0	20-Year Property	Tax Expen	Tax Expense Retire La	MACRS	20 - Year Property
-13167.5	-10186.84	-3008.79	0	-200.93	-964.43	-3263.64	-4429	-1165.36	0	0	0	0	0	0	0	0	20-Year Property	Tax Expen	Tax Expense Retire La	MACRS	20 - Year Property
-8.2	-8.2	-0.85	0	0	0	0	0	0	0	0	0	0	0	0	0	0	Non-Residential Real I	Tax Expen	Tax Expense Retire La	MACRS	Non - Residential Real
-1.9	-1.9	-1.48	0	0	0	0	0	0	0	0	0	0	0	0	0	0	7-Year Property	MACRS Re	MACRS Regular	MACRS	7 - Year Property
-1752.08	-1384.23	-521.58	0	0	0	0	0	0	0	0	0	0	0	0	0	0	15-Year Property	Tax Expen	Tax Expense Retire La	MACRS	15 - Year Property
-25.09	-25.05	-9.44	0	0	0	0	0	0	0	0	0	0	0	0	0	0	15-Year Property	Tax Expen	Tax Expense Retire La	MACRS	15 - Year Property
23903.89	16543.67	15590.74	0	0	0	0	0	0	0	0	0	0	0	0	0	0	5-Year Property	MACRS Re	MACRS Regular	MACRS	5 - Year Property
0	0	0	0	0	0	0	0	0	0	0	0	0	0	0	0	0	7-Year Property	MACRS Re	MACRS Regular	MACRS	7 - Year Property
58839.38	57153.3	44402.4	0	0	0	0	0	0	0	0	0	0	0	0	0	0	7-Year Property	MACRS Re	MACRS Regular	MACRS	7 - Year Property
386427.02	371295.62	139904.19	0	0	0	0	0	0	0	0	0	0	0	0	0	0	15-Year Property	Tax Expen	Tax Expense Retire La	MACRS	15 - Year Property
1823123.36	1739527.76	0	0	0	0	0	0	0	0	0	0	0	0	0	0	0	16a. Class Life	MACRS Re	MACRS Regular	MACRS	Class Life
33899263.74	23487118.82	8849946.37	0	931.96	34744.2	107403.91	143080.07	35676.16	0	0	0	0	0	0	0	0	15-Year Property	Tax Expen	Tax Expense Retire La	MACRS	15 - Year Property
6232648.13	6539548.26	2464101.78	0	0	0	550953.15	550953.15	0	0	0	0	0	0	0	0	0	15-Year Property	Tax Expen	Tax Expense Retire La	MACRS	15 - Year Property
62329.16	62075.36	18334.58	0	0	0	0	0	0	0	0	0	0	0	0	0	0	20-Year Property	Tax Expen	Tax Expense Retire La	MACRS	20 - Year Property
5071734.31	4966061.11	1466775.8	0	28730.51	0	20194.74	48925.25	28730.51	0	0	0	0	0	0	0	0	20-Year Property	Tax Expen	Tax Expense Retire La	MACRS	20 - Year Property
10101884.44	5886162.69	1738537	0	0	150910.7	368519.34	519430.04	150910.7	0	0	0	0	0	0	0	0	20-Year Property	Tax Expen	Tax Expense Retire La	MACRS	20 - Year Property
2033.87	1959.33	203.06	0	0	0	0	0	0	0	0	0	0	0	0	0	0	Non-Residential Real I	Tax Expen	Tax Expense Retire La	MACRS	Non - Residential Real
64947.44	62359.89	58767.95	0	15029.91	0	0	0	0	0	0	0	0	0	0	0	0	5-Year Property	MACRS Re	MACRS Regular	MACRS	5 - Year Property
24503.02	24503.02	0	0	0	0	0	0	0	0	0	0	0	0	0	0	0	16a. Class Life	MACRS Re	MACRS Regular	MACRS	Class Life
91842.28	88489.43	68747.44	0	0	0	0	0	0	0	0	0	0	0	0	0	0	7-Year Property	MACRS Re	MACRS Regular	MACRS	7 - Year Property
214691.2	207185.03	160962.04	0	0	0	0	0	0	0	0	0	0	0	0	0	0	7-Year Property	MACRS Re	MACRS Regular	MACRS	7 - Year Property
1978.87	1958.3	236.4	0	0	0	0	0	0	0	0	0	0	0	0	0	0	Non-Residential Real I	MACRS Re	ADR Regular	MACRS	Non - Residential Real
1072.07	1060.93	125.81	0	0	0	0	0	0	0	0	0	0	0	0	0	0	Non-Residential Real I	MACRS Re	ADR Regular	MACRS	Non - Residential Real
161757.41	160075.6	18640.81	0	0	0	0	0	0	0	0	0	0	0	0	0	0	Non-Residential Real I	MACRS Re	ADR Regular	MACRS	Non - Residential Real
63.4	62.74	7.18	0	0	0	0	0	0	0	0	0	0	0	0	0	0	Non-Residential Real I	MACRS Re	ADR Regular	MACRS	Non - Residential Real
0	0	0	0	0	0	0	0	0	0	0	0	0	0	0	0	0	Non-Residential Real I	MACRS Re	ADR Regular	MACRS	Non - Residential Real
67144.83	66446.71	7311.78	0	0	0	0	0	0	0	0	0	0	0	0	0	0	Non-Residential Real I	MACRS Re	ADR Regular	MACRS	Non - Residential Real
35759.72	35387.92	3818.37	0	0	0	0	0	0	0	0	0	0	0	0	0	0	Non-Residential Real I	MACRS Re	ADR Regular	MACRS	Non - Residential Real
21590.22	22837.18	2415.51	0	0	0	0	0	0	0	0	0	0	0	0	0	0	Non-Residential Real I	MACRS Re	ADR Regular	MACRS	Non - Residential Real
1659727.3	1642683.63	170231.31	0	0	0	0	0	0	0	0	0	0	0	0	0	0	Non-Residential Real I	MACRS Re	ADR Regular	MACRS	Non - Residential Real
150246.62	149485.59	19004.1	0	0	0	0	0	0	0	0	0	0	0	0	0	0	Non-Residential Real I	MACRS Re	ADR Regular	MACRS	Non - Residential Real
16412.82	16242.18	2030.27	0	0	0	0	0	0	0	0	0	0	0	0	0	0	Non-Residential Real I	MACRS Re	ADR Regular	MACRS	Non - Residential Real
2339.26	2314.94	284.43	0	0	0	0	0	0	0	0	0	0	0	0	0	0	Non-Residential Real I	MACRS Re	ADR Regular	MACRS	Non - Residential Real
433952.48	418612.91	325220.36	0	0	0	0	0	0	0	0	0	0	0	0	0	0	7-Year Property	MACRS Re	MACRS Regular	MACRS	7 - Year Property
14686.63	13390.88	12619.56	0	0	0	0	0	0	0	0	0	0	0	0	0	0	5-Year Property	MACRS Re	MACRS Regular	MACRS	5 - Year Property
2938.64	-12814.42	-12076.31	0	-3.49	0	0	0	0	0	0	0	0	0	0	0	0	5-Year Property	MACRS Re	MACRS Regular	MACRS	5 - Year Property
-6793.56	-3865.96	-1456.7	0	-0.07	-1.43	-29.51	-31.01	-1.5	0	0	0	0	0	0	0	0	15-Year Property	Tax Expen	Tax Expense Retire La	MACRS	15 - Year Property
14.61	14.58	5.5	0	0	0	0	0	0	0	0	0	0	0	0	0	0	15-Year Property	Tax Expen	Tax Expense Retire La	MACRS	15 - Year Property
-127.3	-127.02	-37.52	0	0	0	0	0	0	0	0	0	0	0	0	0	0	20-Year Property	Tax Expen	Tax Expense Retire La	MACRS	20 - Year Property
-3609.38	-3643.99	-1076.29	0	-29.28	0	-13.35	-42.63	-29.28	0	0	0	0	0	0	0	0	20-Year Property	Tax Expen	Tax Expense Retire La	MACRS	20 - Year Property
-10531.9	-4782.4	-1412.53	0	0	-218.58	-308.49	-527.07	-218.58	0	0	0	0	0	0	0	0	20-Year Property	Tax Expen	Tax Expense Retire La	MACRS	20 - Year Property
0	0	0	0	0	0	0	0	0	0	0	0	0	0	0	0	0	7-Year Property	MACRS Re	MACRS Regular	MACRS	7 - Year Property
2388199.3	-262238.61	-98811.51	0	-27.42	-56.32	-833.25	-917	-83.75	0	0	0	0	0	0	0	0	15-Year Property	Tax Expen	Tax Expense Retire La	MACRS	15 - Year Property
101260.15	94981.17	35788.91	0	0	0	0	0	0	0	0	0	0	0	0	0	0	15-Year Property	Tax Expen	Tax Expense Retire La	MACRS	15 - Year Property
1050165.57	1192192.31	352125.92	0	5336.55	0	177009.15	182345.7	5336.55	0	0	0	0	0	0	0	0	20-Year Property	Tax Expen	Tax Expense Retire La	MACRS	20 - Year Property
1216813.27	953136.67	281518.46	0	18884.26	17988.19	110400.82	147273.26	36872.44	0	0	0	0	0	0	0	0	20-Year Property	Tax Expen	Tax Expense Retire La	MACRS	20 - Year Property
14063.74	13378.62	12608.01	0	704.58	0	0	0	0	0	0	0	0	0	0	0	0	5-Year Property	MACRS Re	MACRS Regular	MACRS	5 - Year Property
46677.79	44576.08	34631.15	0	0	0	0	0	0	0	0	0	0	0	0	0	0	7-Year Property	MACRS Re	MACRS Regular	MACRS	7 - Year Property
-1680.38	-1011.51	-381.14	0	-0.12	-0.31	-1.39	-1.82	-0.43	0	0	0	0	0	0	0	0	15-Year Property	Tax Expen	Tax Expense Retire La	MACRS	15 - Year Property
-647.18	-640.74	-189.26	0	-0.42	0	-0.48	-0.9	-0.42	0	0	0	0	0	0	0	0	20-Year Property	Tax Expen	Tax Expense Retire La	MACRS	20 - Year Property
-1588.46	-1243.29	-367.21	0	-43.59	-9.21	-228.25	-281.05	-52.8	0	0	0	0	0	0	0	0	20-Year Property	Tax Expen	Tax Expense Retire La	MACRS	20 - Year Property
-29600.29	-28568	0	0	0	0	0	0	0	0	0	0	0	0	0	0	0	16a. Class Life	MACRS Re	MACRS Regular	MACRS	Class Life
24527456.86	9180870.77	2823117.76	0	22085.16	24202.64	24535.48	70823.27	46287.79	0	0	0	0	0	0	0	0	15-Year Property	Tax Expen	Tax Expense Retire La	MACRS	15 - Year Property
1147036.79	1428030.09	439119.25	0	0	0	0	0	0	0	0	0	0	0	0	0	0	15-Year Property	Tax Expen	Tax Expense Retire La	MACRS	15 - Year Property
36108.91	34759.57	8280.77	0	0	0	0	0	0	0	0	0	0	0	0	0	0	20-Year Property	Tax Expen	Tax Expense Retire La	MACRS	20 - Year Property
7265917.85	8550923.28	2037086.45	0	64100.41	0	1291493	1355593.4	64100.41	0	0	0	0	0	0	0	0	20-Year Property	Tax Expen	Tax Expense Retire La	MACRS	20 - Year Property
16298414.28	7142311.7	1701512.91	0	155878.9	357233	1003738.9	1516850.72	513111.9	0	0	0	0	0	0	0	0	20-Year Property	Tax Expen	Tax Expense Retire La	MACRS	20 - Year Property
-86100.33	-83049.2	-7719.42	0	0	0	0	0	0	0	0	0	0	0	0	0	0	Non-Residential Real I	MACRS Re	ADR Regular	MACRS	Non - Residential Real
1316.44	1266.16	128.49	0	0	0	0	0	0	0	0	0	0	0	0	0	0	Non-Residential Real I	MACRS Re	ADR Regular	MACRS	Non - Residential Real
42.86	41.22	4.1	0	0	0	0	0	0	0	0	0	0	0	0	0	0	Non-Residential Real I	MACRS Re	ADR Regular	MACRS	Non - Residential Real
37.75	36.3	3.53	0	0	0	0	0	0	0	0	0	0	0	0	0	0	Non-Residential Real I	MACRS Re	ADR Regular	MACRS	Non - Residential Real
341038.42	327886.44	271227.67	0	0	0	0	0	0	0	0	0	0	0	0	0	0	5-Year Property	MACRS Re	MACRS Regular	MACRS	5 - Year Property
4910.59	4732.91	450	0	0	0	0	0	0	0	0	0	0	0	0	0	0	Non-Residential Real I	MACRS Re	ADR Regular	MACRS	Non - Residential Real
0	0	0	0	0	0	0	0	0	0	0	0	0	0	0	0	0	Non-Residential Real I	MACRS Re	ADR Regular	MACRS	Non - Residential Real
131.09	126.35	11.48	0	0	0	0	0	0	0	0	0	0	0	0	0	0	Non-Residential Real I	MACRS Re	ADR Regular	MACRS	Non - Residential Real
10192.8	9824	871.1	0	0	0	0	0	0	0	0	0	0	0	0	0	0	Non-Residential Real I	MACRS Re	ADR Regular	MACRS	Non - Residential Real
176877.15	170477.17	14388.26	0	0	0	0	0	0	0	0	0	0	0	0	0	0	Non-Residential Real I	MACRS Re	ADR Regular	MACRS	Non - Residential Real
13632.87	13139.59	1080.87	0	0	0	0	0	0	0	0	0	0	0	0	0	0	Non-Residential Real I	MACRS Re	ADR Regular	MACRS	Non - Residential Real
7534.96	7262.32	581.94	0	0	0	0	0	0	0	0	0	0	0	0	0	0	Non-Residential Real I	MACRS Re	ADR Regular	MACRS	Non - Residential Real
6843.41	6595.8	514.42	0	0	0	0	0	0	0	0	0	0	0	0	0	0	Non-Residential Real I	MACRS Re	ADR Regular	MACRS	Non - Residential Real
23439.62	22591.5	2244.7	0	0	0	0	0	0	0	0	0	0	0	0	0	0	Non-Residential Real I	MACRS Re	ADR Regular	MACRS	Non - Residential Real
42480.17	40943.11	3980.49	0	0	0	0	0	0	0	0	0	0	0	0	0	0	Non-Residential Real I	MACRS Re	ADR Regular	MACRS	Non - Residential Real
671478.84	650820.47	447504.16	0	0	0	0	0	0	0	0	0	0	0	0	0	0	7-Year Property	MACRS Re	MACRS Regular	MACRS	7 - Year Property
3466.03	8033.65	5523.94	0	0	0	0	0	0	0	0	0	0	0	0	0	0	7-Year Property	MACRS Re	MACRS Regular	MACRS	7 - Year Property
-215556.26	23831.53	7328.21	0	0	0	0	0	0	0	0	0	0	0	0	0	0	15-Year Property	Tax Expen	Tax Expense Retire La	MACRS	15 - Year Property
684924.55	650260.62	199955.14	0	0	0	0	0	0	0	0	0	0	0	0	0	0	15-Year Property	Tax Expen	Tax Expense Retire La	MACRS	15 - Year Property
10.76	10.76	0	0	0	0	0	0	0	0	0	0	0	0	0	0	0	16a. Class Life	MACRS Re	MACRS Regular	MACRS	Class Life
-178808.53	-109675.23	-33725.13	0	-457.09	-320.73	-248.95	-1026.78	-777.83	0	0	0	0	0	0	0	0	15-Year Property	Tax Expen	Tax Expense Retire La	MACRS	15 - Year Property
-8206.48	-8182.21	-2516.03	0	0	0	0	0	0	0	0	0	0	0	0	0	0	15-Year Property	Tax Expen	Tax Expense Retire La	MACRS	15 - Year Property
-1921.08	-1915.4	-456.3	0	0	0	0	0	0	0	0	0	0	0	0	0	0	20-Year Property	Tax Expen	Tax Expense Retire La	MACRS	20 - Year Property
-88517.71	-110024.01	-26211.01	0	-319.33	0	-21448.77	-21768.1	-319.33	0	0	0	0	0	0	0	0	20-Year Property	Tax Expen	Tax Expense Retire La	MACRS	20 - Year Property
-326204.05	-302846.29	-72147.08	0	-1612.86	-9507.83	-16022.4	-27143.09	-11120.7	0	0	0	0	0	0	0	0	20-Year Property	Tax Expen	Tax Expense Retire La	MACRS	20 - Year Property
8.2	8.2	0.76	0	0	0	0	0	0	0	0	0	0	0	0	0	0	Non-Residential Real I	MACRS Re	ADR Regular	MACRS	Non - Residential Real
-140.26	-140.26	-96.44	0	0	0	0	0	0	0	0	0	0	0	0	0	0	7-Year Property	MACRS Re	MACRS Regular	MACRS	7 - Year Property
0	0	0	0	0	0	0	0	0	0	0	0	0	0	0	0	0	7-Year Property	MACRS Re	MACRS Regular	MACRS	7 - Year Property

-450.07	-219.71	-67.57	0	0	0	0	0	0	0	0	0	0	0	0	0	0	15-Year Property	ADR Regul	ADR Regular	MACRS	15 - Year Property
-1090.57	-7459.53	-2293.81	0	0	0	0	0	0	0	0	0	0	0	0	0	0	15-Year Property	ADR Regul	ADR Regular	MACRS	15 - Year Property
4362.55	4156.75	3438.47	0	0	0	0	0	0	0	0	0	0	0	0	0	0	5-Year Property	MACRS Re	MACRS Regular	MACRS	5 - Year Property
2457.03	2384.71	1639.74	0	0	0	0	0	0	0	0	0	0	0	0	0	0	7-Year Property	MACRS Re	MACRS Regular	MACRS	7 - Year Property
690600.85	663943.17	0	0	0	0	0	0	0	0	0	0	0	0	0	0	0	16a. Class Life	MACRS Re	MACRS Regular	MACRS	Class Life
37477883.16	22786918.82	7006977.54	0	1967.43	67643.06	118750.37	188360.86	69610.49	0	0	0	0	0	0	0	0	15-Year Property	Tax Expen	Tax Expense Retire La	MACRS	15 - Year Property
4169327.09	4139953.41	1273035.67	0	0	0	175616.15	175616.15	0	0	0	0	0	0	0	0	0	15-Year Property	Tax Expen	Tax Expense Retire La	MACRS	15 - Year Property
59594.93	57584.95	13718.47	0	0	0	0	0	0	0	0	0	0	0	0	0	0	20-Year Property	Tax Expen	Tax Expense Retire La	MACRS	20 - Year Property
4135064.46	4118536.92	981159.05	0	9138.38	0	3705.4	12843.78	9138.38	0	0	0	0	0	0	0	0	20-Year Property	Tax Expen	Tax Expense Retire La	MACRS	20 - Year Property
10873089.89	5647532.86	1345411.75	0	0	110435.68	223505.24	333940.92	110435.7	0	0	0	0	0	0	0	0	20-Year Property	Tax Expen	Tax Expense Retire La	MACRS	20 - Year Property
3989.68	3826.13	322.92	0	0	0	0	0	0	0	0	0	0	0	0	0	0	Non-Residential Real I	MACRS Re	ADR Regular	MACRS	Non - Residential Real
0	0	0	0	0	0	0	0	0	0	0	0	0	0	0	0	0	Non-Residential Real I	MACRS Re	ADR Regular	MACRS	Non - Residential Real
0	0	0	0	0	0	0	0	0	0	0	0	0	0	0	0	0	Non-Residential Real I	MACRS Re	ADR Regular	MACRS	Non - Residential Real
199116.96	191694.87	158570	0	46202.08	0	0	0	0	0	0	0	0	0	0	0	0	5-Year Property	MACRS Re	MACRS Regular	MACRS	5 - Year Property
1516178.44	746545.48	0	0	0	0	0	0	0	0	0	0	0	0	0	0	0	16a. Class Life	MACRS Re	MACRS Regular	MACRS	Class Life
-14999.29	-14524.58	-9987.1	0	0	0	0	0	0	0	0	0	0	0	0	0	0	7-Year Property	MACRS Re	MACRS Regular	MACRS	7 - Year Property
13697.57	13205	9079.74	0	0	0	0	0	0	0	0	0	0	0	0	0	0	7-Year Property	MACRS Re	MACRS Regular	MACRS	7 - Year Property
50	48.37	4.6	0	0	0	0	0	0	0	0	0	0	0	0	0	0	Non-Residential Real I	MACRS Re	ADR Regular	MACRS	Non - Residential Real
10617.48	10271.2	954.7	0	0	0	0	0	0	0	0	0	0	0	0	0	0	Non-Residential Real I	MACRS Re	ADR Regular	MACRS	Non - Residential Real
445.96	431.42	39.17	0	0	0	0	0	0	0	0	0	0	0	0	0	0	Non-Residential Real I	MACRS Re	ADR Regular	MACRS	Non - Residential Real
10814.57	10461.86	927.65	0	0	0	0	0	0	0	0	0	0	0	0	0	0	Non-Residential Real I	MACRS Re	ADR Regular	MACRS	Non - Residential Real
0	0	0	0	0	0	0	0	0	0	0	0	0	0	0	0	0	Non-Residential Real I	MACRS Re	ADR Regular	MACRS	Non - Residential Real
108.3	104.77	8.85	0	0	0	0	0	0	0	0	0	0	0	0	0	0	Non-Residential Real I	MACRS Re	ADR Regular	MACRS	Non - Residential Real
9565.74	9253.75	761.23	0	0	0	0	0	0	0	0	0	0	0	0	0	0	Non-Residential Real I	MACRS Re	ADR Regular	MACRS	Non - Residential Real
8899.15	8608.91	689.82	0	0	0	0	0	0	0	0	0	0	0	0	0	0	Non-Residential Real I	MACRS Re	ADR Regular	MACRS	Non - Residential Real
186650.33	-290929.15	-22689.55	0	0	0	0	0	0	0	0	0	0	0	0	0	0	Non-Residential Real I	MACRS Re	ADR Regular	MACRS	Non - Residential Real
11580.51	11202.82	1136.97	0	0	0	0	0	0	0	0	0	0	0	0	0	0	Non-Residential Real I	MACRS Re	ADR Regular	MACRS	Non - Residential Real
46729.42	45205.36	4491.62	0	0	0	0	0	0	0	0	0	0	0	0	0	0	Non-Residential Real I	MACRS Re	ADR Regular	MACRS	Non - Residential Real
4309.12	4168.58	405.26	0	0	0	0	0	0	0	0	0	0	0	0	0	0	Non-Residential Real I	MACRS Re	ADR Regular	MACRS	Non - Residential Real
794020.24	768216.63	528225.76	0	0	0	0	0	0	0	0	0	0	0	0	0	0	7-Year Property	MACRS Re	MACRS Regular	MACRS	7 - Year Property
554564.3	508110.6	420309.1	0	138.08	0	0	0	0	0	0	0	0	0	0	0	0	5-Year Property	MACRS Re	MACRS Regular	MACRS	5 - Year Property
-27.32	-27.32	0	0	0	0	0	0	0	0	0	0	0	0	0	0	0	16a. Class Life	MACRS Re	MACRS Regular	MACRS	Class Life
-111279.51	-64485.81	-19829.39	0	-2.66	-129.39	-858.13	-990.19	-132.06	0	0	0	0	0	0	0	0	15-Year Property	Tax Expen	Tax Expense Retire La	MACRS	15 - Year Property
-1871.76	-1871.8	-575.58	0	0	0	-5.62	-5.62	0	0	0	0	0	0	0	0	0	15-Year Property	Tax Expen	Tax Expense Retire La	MACRS	15 - Year Property
-191.4	-190.83	-45.47	0	0	0	0	0	0	0	0	0	0	0	0	0	0	20-Year Property	Tax Expen	Tax Expense Retire La	MACRS	20 - Year Property
-56482.8	-56461.31	-13450.78	0	-94.31	0	-52.8	-147.11	-94.31	0	0	0	0	0	0	0	0	20-Year Property	Tax Expen	Tax Expense Retire La	MACRS	20 - Year Property
-156844.85	-144536.1	-34432.83	0	0	-646.23	-1979.55	-2625.78	-646.23	0	0	0	0	0	0	0	0	20-Year Property	Tax Expen	Tax Expense Retire La	MACRS	20 - Year Property
0	0	0	0	0	0	0	0	0	0	0	0	0	0	0	0	0	Non-Residential Real I	MACRS Re	ADR Regular	MACRS	Non - Residential Real
-0.48	-0.48	-0.04	0	0	0	0	0	0	0	0	0	0	0	0	0	0	Non-Residential Real I	MACRS Re	ADR Regular	MACRS	Non - Residential Real
1825019.59	1890672.8	581381.89	0	41439.99	9546.17	1296.03	52282.19	50986.16	0	0	0	0	0	0	0	0	15-Year Property	Tax Expen	Tax Expense Retire La	MACRS	15 - Year Property
824023.41	788088.16	242337.12	0	0	0	0	0	0	0	0	0	0	0	0	0	0	15-Year Property	Tax Expen	Tax Expense Retire La	MACRS	15 - Year Property
2040538.05	2116522.69	504219.2	0	32203.32	0	117697.91	149901.23	32203.32	0	0	0	0	0	0	0	0	20-Year Property	Tax Expen	Tax Expense Retire La	MACRS	20 - Year Property
1581542.98	1027958.52	244890.56	0	5168.9	12407.5	23866.11	41442.52	17576.41	0	0	0	0	0	0	0	0	20-Year Property	Tax Expen	Tax Expense Retire La	MACRS	20 - Year Property
78059.68	75178.5	62187.66	0	3959.26	0	0	0	0	0	0	0	0	0	0	0	0	5-Year Property	MACRS Re	MACRS Regular	MACRS	5 - Year Property
140480.58	135752.03	93343.1	0	0	0	0	0	0	0	0	0	0	0	0	0	0	7-Year Property	MACRS Re	MACRS Regular	MACRS	7 - Year Property
-27527.36	-18736.02	-5761.32	0	-300.67	-83.6	-12.72	-397	-384.28	0	0	0	0	0	0	0	0	15-Year Property	Tax Expen	Tax Expense Retire La	MACRS	15 - Year Property
-1070.1	-1061.04	-326.27	0	0	0	0	0	0	0	0	0	0	0	0	0	0	15-Year Property	Tax Expen	Tax Expense Retire La	MACRS	15 - Year Property
-29833.8	-29756.4	-7088.86	0	-22.8	0	-152.28	-175.08	-22.8	0	0	0	0	0	0	0	0	20-Year Property	Tax Expen	Tax Expense Retire La	MACRS	20 - Year Property
-34442.16	-31204.68	-7433.9	0	-77.94	-320.24	-528.01	-926.19	-398.18	0	0	0	0	0	0	0	0	20-Year Property	Tax Expen	Tax Expense Retire La	MACRS	20 - Year Property
28888347.27	3904876.02	900073.92	0	7623.25	6403.57	8023.14	22049.96	14026.82	0	0	0	0	0	0	0	0	15-Year Property	Tax Expen	Tax Expense Retire La	MACRS	15 - Year Property
1091292.77	1042510.53	240298.68	0	0	0	0	0	0	0	0	0	0	0	0	0	0	15-Year Property	Tax Expen	Tax Expense Retire La	MACRS	15 - Year Property
31093.86	29895.28	5275.32	0	0	0	0	0	0	0	0	0	0	0	0	0	0	20-Year Property	Tax Expen	Tax Expense Retire La	MACRS	20 - Year Property
3083775.15	3801136.97	670748.64	0	31700.84	0	681256.13	712956.97	31700.84	0	0	0	0	0	0	0	0	20-Year Property	Tax Expen	Tax Expense Retire La	MACRS	20 - Year Property
17123679.97	7192698.81	1269223.64	0	292835.6	394107.48	498563	1185506.12	686943.1	0	0	0	0	0	0	0	0	20-Year Property	Tax Expen	Tax Expense Retire La	MACRS	20 - Year Property
77124.59	73946.28	52649.76	0	0	0	0	0	0	0	0	0	0	0	0	0	0	5-Year Property	MACRS Re	MACRS Regular	MACRS	5 - Year Property
0	0	0	0	0	0	0	0	0	0	0	0	0	0	0	0	0	7-Year Property	MACRS Re	MACRS Regular	MACRS	7 - Year Property
0	0	0	0	0	0	0	0	0	0	0	0	0	0	0	0	0	Non-Residential Real I	MACRS Re	ADR Regular	MACRS	Non - Residential Real
0	0	0	0	0	0	0	0	0	0	0	0	0	0	0	0	0	Non-Residential Real I	MACRS Re	ADR Regular	MACRS	Non - Residential Real
7191.9	6945.8	423	0	0	0	0	0	0	0	0	0	0	0	0	0	0	Non-Residential Real I	MACRS Re	ADR Regular	MACRS	Non - Residential Real
7510.68	7253.67	426.22	0	0	0	0	0	0	0	0	0	0	0	0	0	0	Non-Residential Real I	MACRS Re	ADR Regular	MACRS	Non - Residential Real
58956.68	56939.26	3223.9	0	0	0	0	0	0	0	0	0	0	0	0	0	0	Non-Residential Real I	MACRS Re	ADR Regular	MACRS	Non - Residential Real
0	0	0	0	0	0	0	0	0	0	0	0	0	0	0	0	0	Non-Residential Real I	MACRS Re	ADR Regular	MACRS	Non - Residential Real
9132.11	8819.62	461.72	0	0	0	0	0	0	0	0	0	0	0	0	0	0	Non-Residential Real I	MACRS Re	ADR Regular	MACRS	Non - Residential Real
27852.15	26899.08	2040.29	0	0	0	0	0	0	0	0	0	0	0	0	0	0	Non-Residential Real I	MACRS Re	ADR Regular	MACRS	Non - Residential Real
93104.56	89918.63	6628.79	0	0	0	0	0	0	0	0	0	0	0	0	0	0	Non-Residential Real I	MACRS Re	ADR Regular	MACRS	Non - Residential Real
19503.29	18835.91	1348.27	0	0	0	0	0	0	0	0	0	0	0	0	0	0	Non-Residential Real I	MACRS Re	ADR Regular	MACRS	Non - Residential Real
21001.01	20197.74	4655.59	0	0	0	0	0	0	0	0	0	0	0	0	0	0	15-Year Property	ADR Regul	ADR Regular	MACRS	15 - Year Property
796322.94	769576.68	433040.8	0	0	0	0	0	0	0	0	0	0	0	0	0	0	7-Year Property	MACRS Re	MACRS Regular	MACRS	7 - Year Property
39987.21	110057.82	25368.32	0	67.31	198.19	422.03	687.53	265.5	0	0	0	0	0	0	0	0	15-Year Property	Tax Expen	Tax Expense Retire La	MACRS	15 - Year Property
1506.15	1501.15	346.02	0	0	0	0	0	0	0	0	0	0	0	0	0	0	15-Year Property	Tax Expen	Tax Expense Retire La	MACRS	15 - Year Property
1083.53	1079.53	190.49	0	0	0	0	0	0	0	0	0	0	0	0	0	0	20-Year Property	Tax Expen	Tax Expense Retire La	MACRS	20 - Year Property
17856.98	9507.58	1677.7	0	350.15	0	-8637.79	-8287.64	350.15	0	0	0	0	0	0	0	0	20-Year Property	Tax Expen	Tax Expense Retire La	MACRS	20 - Year Property
111244.86	220966.56	38991.77	0	3367.3	22310.72	-49084.58	-23406.56	25678.02	0	0	0	0	0	0	0	0	20-Year Property	Tax Expen	Tax Expense Retire La	MACRS	20 - Year Property
22810.06	17475.39	9833.4	0	0	0	0	0	0	0	0	0	0	0	0	0	0	7-Year Property	MACRS Re	MACRS Regular	MACRS	7 - Year Property
1812717.43	1813703.54	0	0	0	0	0	0	0	0	0	0	0	0	0	0	0	16a. Class Life	MACRS Re	MACRS Regular	MACRS	Class Life
29552495.42	21520112.96	4960386.04	0	133464.9	0	6928.64	140393.53	133464.9	0	0	0	0	0	0	0	0	15-Year Property	Tax Expen	Tax Expense Retire La	MACRS	15 - Year Property
7748504.7	7595045.96	1750658.1	0	0	0	0	0	0	0	0	0	0	0	0	0	0	15-Year Property	Tax Expen	Tax Expense Retire La	MACRS	15 - Year Property
-1620.37	40.23	7.1	0	0	0	0	0	0	0	0	0	0	0	0	0	0	20-Year Property	Tax Expen	Tax Expense Retire La	MACRS	20 - Year Property
4724339.68	4703685.61	830012.36	0	8691.22	0	4060.64	12751.86	8691.22	0	0	0	0	0	0	0	0	20-Year Property	Tax Expen	Tax Expense Retire La	MACRS	20 - Year Property
10838916.59	5135259.15	906167.83	0	0	168278.75	95453.92	263732.67	168278.8	0	0	0	0	0	0	0	0	20-Year Property	Tax Expen	Tax Expense Retire La	MACRS	20 - Year Property
109348.98	105392.77	75039.65	0	25401.64	0	0	0	0	0	0	0	0	0	0	0	0	5-Year Property	MACRS Re	MACRS Regular	MACRS	5 - Year Property
13400	12862.41	7237.68	0	0	0	0	0	0	0	0	0	0	0	0	0	0	7-Year Property	MACRS Re	MACRS Regular	MACRS	7 - Year Property
7315.45	7117.28	418.22	0	0	0	0	0	0	0	0	0	0	0	0	0	0	Non-Residential Real I	MACRS Re	ADR Regular	MACRS	Non - Residential Real
-22.38	-21.77	-1.24	0	0	0	0	0	0	0	0	0	0	0	0	0	0	Non-Residential Real I	MACRS Re	ADR Regular	MACRS	Non - Residential Real
5323.19	5178.99	282.2	0	0	0	0	0	0	0	0	0	0	0	0	0	0	Non-Residential Real I	MACRS Re	ADR Regular	MACRS	Non - Residential Real
-139.85	-136.06	-7.13	0	0	0	0	0	0	0	0	0	0	0	0	0	0	Non-Residential Real I	MACRS Re	ADR Regular	MACRS	Non - Residential Real
0	0	0	0	0	0	0	0	0	0	0	0	0	0	0	0	0	Non-Residential Real I	MACRS Re	ADR Regular	MACRS	Non - Residential Real
0	0	0	0	0	0	0	0	0	0	0	0	0	0	0	0	0	Non-Residential Real I	MACRS Re	ADR Regular	MACRS	Non - Residential Real
706994.39	681859.25	383682.2	0	0	0	0	0	0	0	0	0	0	0	0	0	0	7-Year Property	MACRS Re	MACRS Regular	MACRS	7 - Year Property
3010.37	2911.4	2072.92	0	0.79	0	0	0	0	0	0	0	0	0	0	0	0	5-Year Property	MACRS Re	MACRS Regular	MACRS	5 - Year Property
0	0	0	0	0	0	0	0	0	0	0	0	0	0	0	0	0	15-Year Property	Tax Expen	Tax Expense Retire La	MACRS	15 - Year Property
-179.85	-179.85	0	0	0	0	0	0	0	0	0	0	0	0	0	0	0	16a. Class Life	MACRS Re	MACRS Regular	MACRS	Class Life

28254.39	53056.02	12229.41	0	1039.87	830.71	-1.49	1869.09	1870.58	0	0	0	0	0	0	0	0	15-Year Property	Tax Expen	Tax Expense Retire La	MACRS	15 - Year Property
2115.09	2097.53	483.49	0	0	0	0	0	0	0	0	0	0	0	0	0	0	15-Year Property	Tax Expen	Tax Expense Retire La	MACRS	15 - Year Property
14147.7	13980.09	2466.92	0	-32.68	0	-16.44	-49.12	-32.68	0	0	0	0	0	0	0	0	20-Year Property	Tax Expen	Tax Expense Retire La	MACRS	20 - Year Property
61999.59	109330.51	19292.46	0	0	-796.21	-3446.1	-4242.31	-796.21	0	0	0	0	0	0	0	0	20-Year Property	Tax Expen	Tax Expense Retire La	MACRS	20 - Year Property
-858.02	-858.02	-482.81	0	0	0	0	0	0	0	0	0	0	0	0	0	0	7-Year Property	MACRS Re	MACRS Regular	MACRS	7 - Year Property
4069891.2	4105643.71	946350.88	0	95795.5	21979.28	15004.48	132779.26	117774.8	0	0	0	0	0	0	0	0	15-Year Property	Tax Expen	Tax Expense Retire La	MACRS	15 - Year Property
1052439.07	1050147.55	242059.02	0	0	0	0	0	0	0	0	0	0	0	0	0	0	15-Year Property	Tax Expen	Tax Expense Retire La	MACRS	15 - Year Property
33458.02	32114.1	5666.86	0	0	0	0	0	0	0	0	0	0	0	0	0	0	20-Year Property	Tax Expen	Tax Expense Retire La	MACRS	20 - Year Property
1087205.28	1138567.68	200911.65	0	22797.44	0	71211.67	94009.11	22797.44	0	0	0	0	0	0	0	0	20-Year Property	Tax Expen	Tax Expense Retire La	MACRS	20 - Year Property
1287469.36	842742.87	148710.41	0	18026.57	10427.93	58191.86	86646.36	28454.5	0	0	0	0	0	0	0	0	20-Year Property	Tax Expen	Tax Expense Retire La	MACRS	20 - Year Property
28367.72	27287.01	19428.34	0	1437.06	0	0	0	0	0	0	0	0	0	0	0	0	5-Year Property	MACRS Re	MACRS Regular	MACRS	5 - Year Property
94207.05	91079.46	51250.41	0	0	0	0	0	0	0	0	0	0	0	0	0	0	7-Year Property	MACRS Re	MACRS Regular	MACRS	7 - Year Property
9941.87	21161.86	4877.81	0	826.25	88.43	58.67	973.36	914.69	0	0	0	0	0	0	0	0	15-Year Property	Tax Expen	Tax Expense Retire La	MACRS	15 - Year Property
-803.51	-797.51	-183.83	0	0	0	0	0	0	0	0	0	0	0	0	0	0	15-Year Property	Tax Expen	Tax Expense Retire La	MACRS	15 - Year Property
547.04	543.04	95.82	0	0	0	0	0	0	0	0	0	0	0	0	0	0	20-Year Property	Tax Expen	Tax Expense Retire La	MACRS	20 - Year Property
2743.08	2954.28	521.32	0	224.91	0	5.65	230.56	224.91	0	0	0	0	0	0	0	0	20-Year Property	Tax Expen	Tax Expense Retire La	MACRS	20 - Year Property
13866.5	22255.43	3927.2	0	-1075.36	818.16	-1779.86	-2037.05	-257.19	0	0	0	0	0	0	0	0	20-Year Property	Tax Expen	Tax Expense Retire La	MACRS	20 - Year Property
3203297.99	2971267.4	0	0	0	0	0	0	0	0	0	0	0	0	0	0	0	16a. Class Life	MACRS Re	MACRS Regular	MACRS	Class Life
26977388.94	14064409.56	2039339.39	0	348689.1	156252.1	10216.8	515157.96	504941.2	0	0	0	0	0	0	0	0	15-Year Property	Tax Expen	Tax Expense Retire La	MACRS	15 - Year Property
3421899.38	3192576.18	462923.55	0	0	0	0	0	0	0	0	0	0	0	0	0	0	15-Year Property	Tax Expen	Tax Expense Retire La	MACRS	15 - Year Property
205427.06	197383.85	21651.03	0	0	0	0	0	0	0	0	0	0	0	0	0	0	20-Year Property	Tax Expen	Tax Expense Retire La	MACRS	20 - Year Property
3560427.23	4565785.59	500821.02	0	502321	0	531054.95	1033375.97	502321	0	0	0	0	0	0	0	0	20-Year Property	Tax Expen	Tax Expense Retire La	MACRS	20 - Year Property
16370559.54	11111992.89	1218874.5	0	207416.9	939606.24	480770.15	1627793.24	1147023	0	0	0	0	0	0	0	0	20-Year Property	Tax Expen	Tax Expense Retire La	MACRS	20 - Year Property
230387.57	222525.95	115713.49	0	0	0	0	0	0	0	0	0	0	0	0	0	0	5-Year Property	MACRS Re	MACRS Regular	MACRS	5 - Year Property
14744.26	14423.1	631.73	0	0	0	0	0	0	0	0	0	0	0	0	0	0	Non-Residential Real I	MACRS Re	ADR Regular	MACRS	Non - Residential Real
62864.54	61495.24	2562.51	0	0	0	0	0	0	0	0	0	0	0	0	0	0	Non-Residential Real I	MACRS Re	ADR Regular	MACRS	Non - Residential Real
137.78	134.78	5.33	0	0	0	0	0	0	0	0	0	0	0	0	0	0	Non-Residential Real I	MACRS Re	ADR Regular	MACRS	Non - Residential Real
31803.63	31110.89	1163.23	0	0	0	0	0	0	0	0	0	0	0	0	0	0	Non-Residential Real I	MACRS Re	ADR Regular	MACRS	Non - Residential Real
314.79	307.93	10.2	0	0	0	0	0	0	0	0	0	0	0	0	0	0	Non-Residential Real I	MACRS Re	ADR Regular	MACRS	Non - Residential Real
939.79	919.32	28.48	0	0	0	0	0	0	0	0	0	0	0	0	0	0	Non-Residential Real I	MACRS Re	ADR Regular	MACRS	Non - Residential Real
2783.03	2722.41	78.54	0	0	0	0	0	0	0	0	0	0	0	0	0	0	Non-Residential Real I	MACRS Re	ADR Regular	MACRS	Non - Residential Real
148151.35	144924.36	3870.93	0	0	0	0	0	0	0	0	0	0	0	0	0	0	Non-Residential Real I	MACRS Re	ADR Regular	MACRS	Non - Residential Real
0	0	0	0	0	0	0	0	0	0	0	0	0	0	0	0	0	Non-Residential Real I	MACRS Re	ADR Regular	MACRS	Non - Residential Real
481915.02	472653.86	183295.17	0	0	0	0	0	0	0	0	0	0	0	0	0	0	7-Year Property	MACRS Re	MACRS Regular	MACRS	7 - Year Property
517259.59	494415.14	191734.19	0	0	0	0	0	0	0	0	0	0	0	0	0	0	7-Year Property	MACRS Re	MACRS Regular	MACRS	7 - Year Property
-1498.44	-1498.44	0	0	0	0	0	0	0	0	0	0	0	0	0	0	0	16a. Class Life	MACRS Re	MACRS Regular	MACRS	Class Life
3975.11	-2588.04	-375.26	0	327.63	4958.41	-51.54	5234.5	5286.04	0	0	0	0	0	0	0	0	15-Year Property	Tax Expen	Tax Expense Retire La	MACRS	15 - Year Property
-544.88	-542.88	-78.71	0	0	0	0	0	0	0	0	0	0	0	0	0	0	15-Year Property	Tax Expen	Tax Expense Retire La	MACRS	15 - Year Property
166.93	165.93	18.2	0	0	0	0	0	0	0	0	0	0	0	0	0	0	20-Year Property	Tax Expen	Tax Expense Retire La	MACRS	20 - Year Property
-8297.88	-18987.27	-2082.71	0	0	0	-10720.74	-10720.74	0	0	0	0	0	0	0	0	0	20-Year Property	Tax Expen	Tax Expense Retire La	MACRS	20 - Year Property
-71327.51	-124105.72	-13613.15	0	0	-4278.5	-7813.81	-12092.31	-4278.5	0	0	0	0	0	0	0	0	20-Year Property	Tax Expen	Tax Expense Retire La	MACRS	20 - Year Property
3160979.03	2971356.55	0	0	0	0	0	0	0	0	0	0	0	0	0	0	0	16a. Class Life	MACRS Re	MACRS Regular	MACRS	Class Life
38213379.69	19019842.78	2757877.2	0	110452.8	0	29756.93	140209.72	110452.8	0	0	0	0	0	0	0	0	15-Year Property	Tax Expen	Tax Expense Retire La	MACRS	15 - Year Property
5446395.41	5188827.66	752380.01	0	0	0	0	0	0	0	0	0	0	0	0	0	0	15-Year Property	Tax Expen	Tax Expense Retire La	MACRS	15 - Year Property
6523174.07	6043188.79	662877.38	0	0	0	0	0	0	0	0	0	0	0	0	0	0	20-Year Property	Tax Expen	Tax Expense Retire La	MACRS	20 - Year Property
13383700.37	5808804.41	637167.76	0	0	149291.98	8099.09	157391.07	149292	0	0	0	0	0	0	0	0	20-Year Property	Tax Expen	Tax Expense Retire La	MACRS	20 - Year Property
1326.18	1297.25	674.57	0	0	0	0	0	0	0	0	0	0	0	0	0	0	5-Year Property	MACRS Re	MACRS Regular	MACRS	5 - Year Property
212695.26	208770.42	108560.61	0	0	0	0	0	0	0	0	0	0	0	0	0	0	5-Year Property	MACRS Re	MACRS Regular	MACRS	5 - Year Property
-19225.89	-18919.01	-7336.8	0	0	0	0	0	0	0	0	0	0	0	0	0	0	7-Year Property	MACRS Re	MACRS Regular	MACRS	7 - Year Property
105146.7	103190.32	40017.21	0	0	0	0	0	0	0	0	0	0	0	0	0	0	7-Year Property	MACRS Re	MACRS Regular	MACRS	7 - Year Property
18867.32	18494.56	810.06	0	0	0	0	0	0	0	0	0	0	0	0	0	0	Non-Residential Real I	MACRS Re	ADR Regular	MACRS	Non - Residential Real
205988.03	201918.35	8413.94	0	0	0	0	0	0	0	0	0	0	0	0	0	0	Non-Residential Real I	MACRS Re	ADR Regular	MACRS	Non - Residential Real
0	0	0	0	0	0	0	0	0	0	0	0	0	0	0	0	0	Non-Residential Real I	MACRS Re	ADR Regular	MACRS	Non - Residential Real
0	0	0	0	0	0	0	0	0	0	0	0	0	0	0	0	0	Non-Residential Real I	MACRS Re	ADR Regular	MACRS	Non - Residential Real
8951.18	8774.33	271.82	0	0	0	0	0	0	0	0	0	0	0	0	0	0	Non-Residential Real I	MACRS Re	ADR Regular	MACRS	Non - Residential Real
59943.99	58759.69	1695.22	0	0	0	0	0	0	0	0	0	0	0	0	0	0	Non-Residential Real I	MACRS Re	ADR Regular	MACRS	Non - Residential Real
43008.37	42158.66	1126.06	0	0	0	0	0	0	0	0	0	0	0	0	0	0	Non-Residential Real I	MACRS Re	ADR Regular	MACRS	Non - Residential Real
12251.74	12009.68	603.01	0	0	0	0	0	0	0	0	0	0	0	0	0	0	Non-Residential Real I	MACRS Re	ADR Regular	MACRS	Non - Residential Real
0	0	0	0	0	0	0	0	0	0	0	0	0	0	0	0	0	Non-Residential Real I	MACRS Re	ADR Regular	MACRS	Non - Residential Real
581299.32	567297.38	219997.93	0	0	0	0	0	0	0	0	0	0	0	0	0	0	7-Year Property	MACRS Re	MACRS Regular	MACRS	7 - Year Property
410.68	410.68	213.56	0	0	0	0	0	0	0	0	0	0	0	0	0	0	5-Year Property	MACRS Re	MACRS Regular	MACRS	5 - Year Property
386.83	386.83	0	0	0	0	0	0	0	0	0	0	0	0	0	0	0	16a. Class Life	MACRS Re	MACRS Regular	MACRS	Class Life
16341.79	-4099.59	-594.44	0	-0.03	-26.04	-85.21	-111.28	-26.07	0	0	0	0	0	0	0	0	15-Year Property	Tax Expen	Tax Expense Retire La	MACRS	15 - Year Property
-947.63	-883.11	-128.06	0	0	0	0	0	0	0	0	0	0	0	0	0	0	15-Year Property	Tax Expen	Tax Expense Retire La	MACRS	15 - Year Property
-434.42	-404.69	-44.39	0	0	0	0	0	0	0	0	0	0	0	0	0	0	20-Year Property	Tax Expen	Tax Expense Retire La	MACRS	20 - Year Property
-42165.27	-39689.51	-4353.55	0	0	0	0	0	0	0	0	0	0	0	0	0	0	20-Year Property	Tax Expen	Tax Expense Retire La	MACRS	20 - Year Property
35.84	35.84	18.64	0	0	0	0	0	0	0	0	0	0	0	0	0	0	5-Year Property	MACRS Re	MACRS Regular	MACRS	5 - Year Property
720.87	720.87	279.55	0	0	0	0	0	0	0	0	0	0	0	0	0	0	7-Year Property	MACRS Re	MACRS Regular	MACRS	7 - Year Property
6792144.88	5057174.81	733290.35	0	48813.37	31210.22	116.56	80140.16	80023.6	0	0	0	0	0	0	0	0	15-Year Property	Tax Expen	Tax Expense Retire La	MACRS	15 - Year Property
1075644.52	1087483.27	157685.07	0	0	0	0	0	0	0	0	0	0	0	0	0	0	15-Year Property	Tax Expen	Tax Expense Retire La	MACRS	15 - Year Property
-1062	-1054.71	-115.69	0	0	0	0	0	0	0	0	0	0	0	0	0	0	20-Year Property	Tax Expen	Tax Expense Retire La	MACRS	20 - Year Property
390850.9	471042.39	51668.64	0	14448.7	0	75218.29	89666.99	14448.7	0	0	0	0	0	0	0	0	20-Year Property	Tax Expen	Tax Expense Retire La	MACRS	20 - Year Property
1697167.49	854459.75	93725.69	0	106.08	6340.57	0	6446.65	6446.65	0	0	0	0	0	0	0	0	20-Year Property	Tax Expen	Tax Expense Retire La	MACRS	20 - Year Property
13918.03	13561.71	7052.09	0	0	0	0	0	0	0	0	0	0	0	0	0	0	5-Year Property	MACRS Re	MACRS Regular	MACRS	5 - Year Property
84440.66	82649.02	32051.28	0	0	0	0	0	0	0	0	0	0	0	0	0	0	7-Year Property	MACRS Re	MACRS Regular	MACRS	7 - Year Property
5308.19	-329.85	-47.83	0	21.53	4.32	-0.06	25.8	25.86	0	0	0	0	0	0	0	0	15-Year Property	Tax Expen	Tax Expense Retire La	MACRS	15 - Year Property
1368.48	1360.48	197.27	0	0	0	0	0	0	0	0	0	0	0	0	0	0	15-Year Property	Tax Expen	Tax Expense Retire La	MACRS	15 - Year Property
593.3	593.3	65.08	0	0	0	0	0	0	0	0	0	0	0	0	0	0	20-Year Property	Tax Expen	Tax Expense Retire La	MACRS	20 - Year Property
0	0	0	0	0	0	-529.77	0	529.77	0	0	0	0	0	0	0	0	20-Year Property	Tax Expen	Tax Expense Retire La	MACRS	20 - Year Property
-7399.73	-16609.89	-1821.94	0	-2.29	-611.65	0	-613.94	-613.94	0	0	0	0	0	0	0	0	20-Year Property	Tax Expen	Tax Expense Retire La	MACRS	20 - Year Property
-777560.27	-727903.23	0	-727903.23	0	0	0	0	0	0	0	0	0	0	0	0	0	16a. Class Life	MACRS Re	MACRS Regular	MACRS	Class Life
33784059.67	25389930.07	1269496.5	25389930.07	14408.29	25777.08	0	40185.37	40185.37	0	0	0	0	0	0	0	0	15-Year Property	Tax Expen	Tax Expense Retire La	MACRS	15 - Year Property
2089030.09	3015925.75	150796.29	3015925.75	0	0	0	0	0	0	0	0	0	0	0	0	0	15-Year Property	Tax Expen	Tax Expense Retire La	MACRS	15 - Year Property
35327.85	34047.54	1276.78	34047.54	0	0	0	0	0	0	0	0	0	0	0	0	0	20-Year Property	Tax Expen	Tax Expense Retire La	MACRS	20 - Year Property
4956243.76	5131010.05	192412.88	5131010.05	304444.7	0	0	304444.65	304444.7	0	0	0	0	0	0	0	0	20-Year Property	Tax Expen	Tax Expense Retire La	MACRS	20 - Year Property
15064976.45	5636578.3	211371.69	5636578.3	239266	143676.36	0	382942.32	382942.3	0	0	0	0	0	0	0	0	20-Year Property	Tax Expen	Tax Expense Retire La	MACRS	20 - Year Property
114448.27	110303.84	22060.77	110303.84	0	0	0	0	0	0	0	0	0	0	0	0	0	5-Year Property	MACRS Re	MACRS Regular	MACRS	5 - Year Property
626189.72	606368.97	86650.13	606368.97	0	0	0	0	0	0	0	0	0	0	0	0	0	7-Year Property	MACRS Re	MACRS Regular	MACRS	7 - Year Property
46937.17	45476.61	6498.61	45476.61	0	0	0	0	0	0	0	0	0	0	0	0	0	7-Year Property	MACRS Re	MACRS Regular	MACRS	7 - Year Property
87337.82	84686.29	1537.9	84686.29	0	0	0	0	0	0	0	0	0	0	0	0	0	Non-Residential Real I	MACRS Re	ADR Regular	MACRS	Non - Residential Real
13596.52	13183.74	183.12	13183.74	0	0	0	0	0	0	0	0	0	0	0	0	0	Non-Residential Real I	MACRS Re	ADR Regular	MACRS	Non - Residential Real
0	0	0	0	0	0	0	0	0	0	0	0	0	0	0	0	0	Non-Residential Real I	MACRS Re	ADR Regular	MACRS	Non - Residential Real

6999.6	6787.09	50.77	6787.09	0	0	0	0	0	0	0	0	0	0	0	0	0	Non-Residential Real I	MACRS Re	ADR Regular	MACRS	Non - Residential Real
125869.16	122047.84	651.74	122047.84	0	0	0	0	0	0	0	0	0	0	0	0	0	Non-Residential Real I	MACRS Re	ADR Regular	MACRS	Non - Residential Real
0	0	0	0	0	0	0	0	0	0	0	0	0	0	0	0	0	Non-Residential Real I	MACRS Re	ADR Regular	MACRS	Non - Residential Real
19670.87	19073.67	20.41	19073.67	0	0	0	0	0	0	0	0	0	0	0	0	0	Non-Residential Real I	MACRS Re	ADR Regular	MACRS	Non - Residential Real
26210.37	25414.64	515.92	25414.64	0	0	0	0	0	0	0	0	0	0	0	0	0	Non-Residential Real I	MACRS Re	ADR Regular	MACRS	Non - Residential Real
190958.51	185289.15	26477.82	185289.15	0	0	0	0	0	0	0	0	0	0	0	0	0	7-Year Property	MACRS Re	MACRS Regular	MACRS	7 - Year Property
9524.48	9254.71	1850.94	9254.71	0	0	0	0	0	0	0	0	0	0	0	0	0	5-Year Property	MACRS Re	MACRS Regular	MACRS	5 - Year Property
5358736.22	5187053.24	741229.91	5187053.24	0	0	0	0	0	0	0	0	0	0	0	0	0	7-Year Property	MACRS Re	MACRS Regular	MACRS	7 - Year Property
435401.04	418181.98	59758.2	418181.98	0	0	0	0	0	0	0	0	0	0	0	0	0	7-Year Property	MACRS Re	MACRS Regular	MACRS	7 - Year Property
3643.68	3643.68	0	3643.68	0	0	0	0	0	0	0	0	0	0	0	0	0	16a. Class Life	MACRS Re	MACRS Regular	MACRS	Class Life
172303.55	43724.92	2186.25	43724.92	23.27	78.4	0	101.67	101.67	0	0	0	0	0	0	0	0	15-Year Property	Tax Expen:	Tax Expense Retire La	MACRS	15 - Year Property
6431.22	6407.22	320.36	6407.22	0	0	0	0	0	0	0	0	0	0	0	0	0	15-Year Property	Tax Expen:	Tax Expense Retire La	MACRS	15 - Year Property
287.54	286.54	10.75	286.54	0	0	0	0	0	0	0	0	0	0	0	0	0	20-Year Property	Tax Expen:	Tax Expense Retire La	MACRS	20 - Year Property
48350.53	51844.48	1944.17	51844.48	3676.98	0	0	3676.98	3676.98	0	0	0	0	0	0	0	0	20-Year Property	Tax Expen:	Tax Expense Retire La	MACRS	20 - Year Property
335041.86	102760.65	3853.52	102760.65	2950.4	2317.66	0	5268.06	5268.06	0	0	0	0	0	0	0	0	20-Year Property	Tax Expen:	Tax Expense Retire La	MACRS	20 - Year Property
5968.99	5968.99	852.97	5968.99	0	0	0	0	0	0	0	0	0	0	0	0	0	7-Year Property	MACRS Re	MACRS Regular	MACRS	7 - Year Property
1258.16	1258.16	179.79	1258.16	0	0	0	0	0	0	0	0	0	0	0	0	0	7-Year Property	MACRS Re	MACRS Regular	MACRS	7 - Year Property
12053543.3	11183017.48	0	11183017.48	0	0	0	0	0	0	0	0	0	0	0	0	0	16a. Class Life	MACRS Re	MACRS Regular	MACRS	Class Life
35325019.84	10583939.08	529196.95	10583939.08	222.14	0	0	222.14	222.14	0	0	0	0	0	0	0	0	15-Year Property	Tax Expen:	Tax Expense Retire La	MACRS	15 - Year Property
2643607.41	2340163.81	117008.19	2340163.81	0	0	0	0	0	0	0	0	0	0	0	0	0	15-Year Property	Tax Expen:	Tax Expense Retire La	MACRS	15 - Year Property
103791.9	81201.92	3045.07	81201.92	0	0	0	0	0	0	0	0	0	0	0	0	0	20-Year Property	Tax Expen:	Tax Expense Retire La	MACRS	20 - Year Property
7346378.91	5951646.21	223186.73	5951646.21	0	0	0	0	0	0	0	0	0	0	0	0	0	20-Year Property	Tax Expen:	Tax Expense Retire La	MACRS	20 - Year Property
17127858.58	6473976.46	242774.12	6473976.46	0	23721.66	0	23721.66	23721.66	0	0	0	0	0	0	0	0	20-Year Property	Tax Expen:	Tax Expense Retire La	MACRS	20 - Year Property
1392.49	1363.56	272.71	1363.56	0	0	0	0	0	0	0	0	0	0	0	0	0	5-Year Property	MACRS Re	MACRS Regular	MACRS	5 - Year Property
191619.51	186141.95	37228.39	186141.95	0	0	0	0	0	0	0	0	0	0	0	0	0	5-Year Property	MACRS Re	MACRS Regular	MACRS	5 - Year Property
464801.28	447748.03	63983.19	447748.03	0	0	0	0	0	0	0	0	0	0	0	0	0	7-Year Property	MACRS Re	MACRS Regular	MACRS	7 - Year Property
7824.03	7824.03	1118.05	7824.03	0	0	0	0	0	0	0	0	0	0	0	0	0	7-Year Property	MACRS Re	MACRS Regular	MACRS	7 - Year Property
21200.61	20625.12	330.62	20625.12	0	0	0	0	0	0	0	0	0	0	0	0	0	Non-Residential Real I	MACRS Re	ADR Regular	MACRS	Non - Residential Real
0	0	0	0	0	0	0	0	0	0	0	0	0	0	0	0	0	Non-Residential Real I	MACRS Re	ADR Regular	MACRS	Non - Residential Real
21228.94	20652.67	154.48	20652.67	0	0	0	0	0	0	0	0	0	0	0	0	0	Non-Residential Real I	MACRS Re	ADR Regular	MACRS	Non - Residential Real
42337.54	41188.3	219.95	41188.3	0	0	0	0	0	0	0	0	0	0	0	0	0	Non-Residential Real I	MACRS Re	ADR Regular	MACRS	Non - Residential Real
0	0	0	0	0	0	0	0	0	0	0	0	0	0	0	0	0	Non-Residential Real I	MACRS Re	ADR Regular	MACRS	Non - Residential Real
99937.95	97225.15	104.03	97225.15	0	0	0	0	0	0	0	0	0	0	0	0	0	Non-Residential Real I	MACRS Re	ADR Regular	MACRS	Non - Residential Real
0	0	0	0	0	0	0	0	0	0	0	0	0	0	0	0	0	Non-Residential Real I	MACRS Re	ADR Regular	MACRS	Non - Residential Real
0	0	0	0	0	0	0	0	0	0	0	0	0	0	0	0	0	Non-Residential Real I	MACRS Re	ADR Regular	MACRS	Non - Residential Real
1304870	1263960.86	180620.01	1263960.86	0	0	0	0	0	0	0	0	0	0	0	0	0	7-Year Property	MACRS Re	MACRS Regular	MACRS	7 - Year Property
29829.45	25757.23	5151.45	25757.23	0	0	0	0	0	0	0	0	0	0	0	0	0	5-Year Property	MACRS Re	MACRS Regular	MACRS	5 - Year Property
1470886.11	1153224.37	57661.22	1153224.37	0	0	0	0	0	0	0	0	0	0	0	0	0	15-Year Property	Tax Expen:	Tax Expense Retire La	MACRS	15 - Year Property
2388.05	2388.05	0	2388.05	0	0	0	0	0	0	0	0	0	0	0	0	0	16a. Class Life	MACRS Re	MACRS Regular	MACRS	Class Life
109914.1	1081.94	54.1	1081.94	0	0	0	0	0	0	0	0	0	0	0	0	0	15-Year Property	Tax Expen:	Tax Expense Retire La	MACRS	15 - Year Property
2011.03	1653.36	82.67	1653.36	0	0	0	0	0	0	0	0	0	0	0	0	0	15-Year Property	Tax Expen:	Tax Expense Retire La	MACRS	15 - Year Property
301.21	247.93	9.3	247.93	0	0	0	0	0	0	0	0	0	0	0	0	0	20-Year Property	Tax Expen:	Tax Expense Retire La	MACRS	20 - Year Property
69447.72	57094.25	2141.03	57094.25	0	0	0	0	0	0	0	0	0	0	0	0	0	20-Year Property	Tax Expen:	Tax Expense Retire La	MACRS	20 - Year Property
186688.59	-14333.12	-537.49	-14333.12	0	-47.12	0	-47.12	-47.12	0	0	0	0	0	0	0	0	20-Year Property	Tax Expen:	Tax Expense Retire La	MACRS	20 - Year Property
5302376.78	2747090.06	137354.5	2747090.06	954.75	263.68	0	1218.42	1218.42	0	0	0	0	0	0	0	0	15-Year Property	Tax Expen:	Tax Expense Retire La	MACRS	15 - Year Property
3174190.53	3188992.13	159449.61	3188992.13	0	0	0	0	0	0	0	0	0	0	0	0	0	15-Year Property	Tax Expen:	Tax Expense Retire La	MACRS	15 - Year Property
637201.35	641138.82	24042.71	641138.82	19312.27	0	0	19312.27	19312.27	0	0	0	0	0	0	0	0	20-Year Property	Tax Expen:	Tax Expense Retire La	MACRS	20 - Year Property
1555786.93	714910.56	26809.15	714910.56	0	10153.98	0	10153.98	10153.98	0	0	0	0	0	0	0	0	20-Year Property	Tax Expen:	Tax Expense Retire La	MACRS	20 - Year Property
15265.55	14840.81	2120.75	14840.81	0	0	0	0	0	0	0	0	0	0	0	0	0	7-Year Property	MACRS Re	MACRS Regular	MACRS	7 - Year Property
129455.03	124856.95	17842.06	124856.95	0	0	0	0	0	0	0	0	0	0	0	0	0	7-Year Property	MACRS Re	MACRS Regular	MACRS	7 - Year Property
31972.53	20295.55	1014.78	20295.55	6.73	1.82	0	8.55	8.55	0	0	0	0	0	0	0	0	15-Year Property	Tax Expen:	Tax Expense Retire La	MACRS	15 - Year Property
1090.38	1084.38	54.22	1084.38	0	0	0	0	0	0	0	0	0	0	0	0	0	15-Year Property	Tax Expen:	Tax Expense Retire La	MACRS	15 - Year Property
6407.6	6644.33	249.16	6644.33	272.21	0	0	272.21	272.21	0	0	0	0	0	0	0	0	20-Year Property	Tax Expen:	Tax Expense Retire La	MACRS	20 - Year Property
32536.24	6598.76	247.45	6598.76	0	186.28	0	186.28	186.28	0	0	0	0	0	0	0	0	20-Year Property	Tax Expen:	Tax Expense Retire La	MACRS	20 - Year Property

def_tax_sc	annotation	company_i	tax_book_i	tax_class_i	vintage_id	tax_rate_id	tax_locatio	type_of_pr	tax_law_id	convention	extraordina	tax_limit_ic	summary_	recovery_p	tax_credit_ deferred_ta	yes_no_id	asset_id	tax_record	tax_layer_i	tax_layer	k1_export_description
None		1	10	241	35	1057		3		5	2		1	3	0	0	0	990638			0
None		1	30	241	35	1339		303		5	2		1	3	0	0	0	990638			0
None		1	20	241	35	1091		200		5	2		1	3	0	0	0	990638			0
None		1	10	60	39	1057		3		5	2		1	3	0	0	0	991038			0
None		1	30	60	39	1339		303		5	2		1	3	0	0	0	991038			0
None		1	20	60	39	1091		200		5	2		1	3	0	0	0	991038			0
None		1	10	62	39	1057		3		5	2		1	3	0	0	0	990829			0
None		1	30	62	39	1339		303		5	2		1	3	0	0	0	990829			0
None		1	20	62	39	1091		200		5	2		1	3	0	0	0	990829			0
None		1	10	67	39	1059	-1	5		5	2		1	5	0	0	0	990363			0
None		1	30	67	39	1342	-1	303		5	2		1	5	0	0	0	990363			0
None		1	20	67	39	1096	-1	200		5	2		1	5	0	0	0	990363			0
None		1	10	244	39	1057		3		5	2		1	3	0	0	0	991266			0
None		1	30	244	39	1339		303		5	2		1	3	0	0	0	991266			0
None		1	20	244	39	1091		200		5	2		1	3	0	0	0	991266			0
None		1	10	54	41	1059	2033	5		20	20		1	5	0	0	0	990406			0
None		1	30	54	41	1342	2033	302		20	20		1	5	0	0	0	990406			0
None		1	20	54	41	1096	2033	200		20	20		1	5	0	0	0	990406			0
None		1	10	60	41	1057		3		5	2		1	3	0	0	0	990290			0
None		1	30	60	41	1339		302		5	2		1	3	0	0	0	990290			0
None		1	20	60	41	1091		200		5	2		1	3	0	0	0	990290			0
None		1	10	61	41	1057		3		5	2		1	3	0	0	0	990828			0
None		1	30	61	41	1339		302		5	2		1	3	0	0	0	990828			0
None		1	20	61	41	1091		200		5	2		1	3	0	0	0	990828			0
None		1	10	62	41	1057		3		5	2		1	3	0	0	0	990282			0
None		1	30	62	41	1339		302		5	2		1	3	0	0	0	990282			0
None		1	20	62	41	1091		200		5	2		1	3	0	0	0	990282			0
None		1	10	62	41	1057		3		5	2		1	3	0	0	0	990511			0
None		1	30	62	41	1339		302		5	2		1	3	0	0	0	990511			0
None		1	20	62	41	1091		200		5	2		1	3	0	0	0	990511			0
None		1	10	67	41	1059	-1	5		5	2		1	5	0	0	0	990268			0
None		1	30	67	41	1342	-1	302		5	2		1	5	0	0	0	990268			0
None		1	20	67	41	1096	-1	200		5	2		1	5	0	0	0	990268			0
None		1	10	244	41	1057		3		5	2		1	3	0	0	0	991267			0
None		1	30	244	41	1339		302		5	2		1	3	0	0	0	991267			0
None		1	20	244	41	1091		200		5	2		1	3	0	0	0	991267			0
None		1	10	57	43	1056		2		5	2		1	2	0	0	0	990833			0
None		1	30	57	43	1349		302		5	2		1	2	0	0	0	990833			0
None		1	20	57	43	1087		200		5	2		1	2	0	0	0	990833			0
None		1	10	62	43	1057		3		5	2		1	3	0	0	0	990277			0
None		1	30	62	43	1339		302		5	2		1	3	0	0	0	990277			0
None		1	20	62	43	1091		200		5	2		1	3	0	0	0	990277			0
None		1	10	67	43	1059	-1	5		5	2		1	5	0	0	0	990364			0
None		1	30	67	43	1342	-1	302		5	2		1	5	0	0	0	990364			0
None		1	20	67	43	1096	-1	200		5	2		1	5	0	0	0	990364			0
None		1	10	236	43	1056		2		5	2		1	2	0	0	0	991058			0
None		1	30	236	43	1349		302		5	2		1	2	0	0	0	991058			0
None		1	20	236	43	1087		200		5	2		1	2	0	0	0	991058			0
None		1	10	61	44	1181		2		5	2		1	2	0	0	0	990675			0
None		1	10	67	44	1059	-1	5		5	2		1	5	0	0	0	990365			0
None		1	30	67	44	1342	-1	302		5	2		1	5	0	0	0	990365			0
None		1	20	67	44	1096	-1	200		5	2		1	5	0	0	0	990365			0
None		1	10	236	44	1056		2		5	2		1	2	0	0	0	991059			0
None		1	30	236	44	1349		302		5	2		1	2	0	0	0	991059			0
None		1	20	236	44	1087		200		5	2		1	2	0	0	0	991059			0
None		1	10	57	45	1056		2		5	2		1	2	0	0	0	990824			0
None		1	30	57	45	1349		302		5	2		1	2	0	0	0	990824			0
None		1	20	57	45	1087		200		5	2		1	2	0	0	0	990824			0
None		1	10	62	45	1057		3		5	2		1	3	0	0	0	990590			0
None		1	30	62	45	1339		302		5	2		1	3	0	0	0	990590			0
None		1	20	62	45	1091		200		5	2		1	3	0	0	0	990590			0
None		1	10	67	45	1059	-1	5		5	2		1	5	0	0	0	990366			0
None		1	30	67	45	1342	-1	302		5	2		1	5	0	0	0	990366			0
None		1	20	67	45	1096	-1	200		5	2		1	5	0	0	0	990366			0
None		1	10	236	45	1056		2		5	2		1	2	0	0	0	991060			0
None		1	30	236	45	1349		302		5	2		1	2	0	0	0	991060			0
None		1	20	236	45	1087		200		5	2		1	2	0	0	0	991060			0
None		1	10	57	46	1056		2		5	2		1	2	0	0	0	990291			0
None		1	20	57	46	1087		200		5	2		1	2	0	0	0	990291			0
None		1	10	59	46	1180		1		5	2		1	1	0	0	0	990884			0
None		1	10	59	46	1181		2		5	2		1	2	0	0	0	991043			0
None		1	10	61	46	1057		3		5	2		1	3	0	0	0	990942			0
None		1	20	61	46	1091		200		5	2		1	3	0	0	0	990942			0
None		1	10	62	46	1057		3		5	2		1	3	0	0	0	990313			0
None		1	20	62	46	1091		200		5	2		1	3	0	0	0	990313			0
None		1	10	62	46	1057		3		5	2		1	3	0	0	0	990940			0
None		1	20	62	46	1091		200		5	2		1	3	0	0	0	990940			0
None		1	10	67	46	1059	-1	5		5	2		1	5	0	0	0	990367			0
None		1	20	67	46	1096	-1	200		5	2		1	5	0	0	0	990367			0
None		1	10	236	46	1056		2		5	2		1	2	0	0	0	991061			0
None		1	20	236	46	1087		200		5	2		1	2	0	0	0	991061			0
None		1	10	57	47	1056		2		5	2		1	2	0	0	0	990414			0
None		1	20	57	47	1087		200		5	2		1	2	0	0	0	990414			0
None		1	10	57	47	1056		2		5	2		1	2	0	0	0	990683			0
None		1	20	57	47	1087		200		5	2		1	2	0	0	0	990683			0
None		1	10	58	47	1056		2		5	2		1	2	0	0	0	990272			0
None		1	20	58	47	1087		200		5	2		1	2	0	0	0	990272			0
None		1	10	58	47	1180		1		5	2		1	1	0	0	0	990408			0
None		1	10	59	47	1180		1		5	2		1	1	0	0	0	990294			0
None		1	10	61	47	1057		3		5	2		1	3	0	0	0	990916			0

None	1	20	61	47	1091		200	5	2	1	3	0	0	0	990916	0
None	1	10	1219	47	1056		2	5	2	1	2	0	0	0	990315	0
None	1	20	1219	47	1091		200	5	2	1	2	0	0	0	990315	0
None	1	10	62	47	1057		3	5	2	1	3	0	0	0	990371	0
None	1	20	62	47	1091		200	5	2	1	3	0	0	0	990371	0
None	1	10	62	47	1057		3	5	2	1	3	0	0	0	990591	0
None	1	20	62	47	1091		200	5	2	1	3	0	0	0	990591	0
None	1	10	62	47	1057		3	5	2	1	3	0	0	0	990834	0
None	1	20	62	47	1091		200	5	2	1	3	0	0	0	990834	0
None	1	10	65	47	1056		2	5	2	1	2	0	0	0	990372	0
None	1	20	65	47	1085		200	5	2	1	2	0	0	0	990372	0
None	1	10	67	47	1059	-1	5	5	2	1	5	0	0	0	990269	0
None	1	20	67	47	1096	-1	200	5	2	1	5	0	0	0	990269	0
None	1	10	236	47	1056		2	5	2	1	2	0	0	0	991062	0
None	1	20	236	47	1087		200	5	2	1	2	0	0	0	991062	0
None	1	10	238	47	1180		1	5	2	1	1	0	0	0	990610	0
None	1	10	238	47	1180		1	5	2	1	1	0	0	0	991045	0
None	1	10	57	48	1056		2	5	2	1	2	0	0	0	990405	0
None	1	20	57	48	1087		200	5	2	1	2	0	0	0	990405	0
None	1	10	58	48	1056		2	5	2	1	2	0	0	0	990823	0
None	1	20	58	48	1087		200	5	2	1	2	0	0	0	990823	0
None	1	10	58	48	1181		2	5	2	1	2	0	0	0	991033	0
None	1	10	61	48	1057		3	5	2	1	3	0	0	0	990656	0
None	1	20	61	48	1091		200	5	2	1	3	0	0	0	990656	0
None	1	10	62	48	1057		3	5	2	1	3	0	0	0	990664	0
None	1	20	62	48	1091		200	5	2	1	3	0	0	0	990664	0
None	1	10	62	48	1057		3	5	2	1	3	0	0	0	990672	0
None	1	20	62	48	1091		200	5	2	1	3	0	0	0	990672	0
None	1	10	62	48	1057		3	5	2	1	3	0	0	0	990830	0
None	1	20	62	48	1091		200	5	2	1	3	0	0	0	990830	0
None	1	10	63	48	1057		3	5	2	1	3	0	0	0	990323	0
None	1	20	63	48	1091		200	5	2	1	3	0	0	0	990323	0
None	1	10	64	48	1057		3	5	2	1	3	0	0	0	991044	0
None	1	20	64	48	1091		200	5	2	1	3	0	0	0	991044	0
None	1	10	67	48	1059	-1	5	5	2	1	5	0	0	0	990368	0
None	1	20	67	48	1096	-1	200	5	2	1	5	0	0	0	990368	0
None	1	10	236	48	1056		2	5	2	1	2	0	0	0	991063	0
None	1	20	236	48	1087		200	5	2	1	2	0	0	0	991063	0
None	1	10	242	48	1057		3	5	2	1	3	0	0	0	990635	0
None	1	20	242	48	1091		200	5	2	1	3	0	0	0	990635	0
None	1	10	58	49	1057		3	5	2	1	3	0	0	0	990288	0
None	1	20	58	49	1091		200	5	2	1	3	0	0	0	990288	0
None	1	10	58	49	1056		2	5	2	1	2	0	0	0	990814	0
None	1	20	58	49	1087		200	5	2	1	2	0	0	0	990814	0
None	1	10	61	49	1181		2	5	2	1	2	0	0	0	990312	0
None	1	10	62	49	1057		3	5	2	1	3	0	0	0	990822	0
None	1	20	62	49	1091		200	5	2	1	3	0	0	0	990822	0
None	1	10	63	49	-27		9	5	2	1		0	0	0	990396	0
None	1	20	63	49	-817		200	5	2	1		0	0	0	990396	0
None	1	10	63	49	1057		3	5	2	1	3	0	0	0	991034	0
None	1	20	63	49	1091		200	5	2	1	3	0	0	0	991034	0
None	1	10	67	49	1059	-1	5	5	2	1	5	0	0	0	990369	0
None	1	20	67	49	1096	-1	200	5	2	1	5	0	0	0	990369	0
None	1	10	236	49	1056		2	5	2	1	2	0	0	0	991064	0
None	1	20	236	49	1087		200	5	2	1	2	0	0	0	991064	0
None	1	10	238	49	1180		1	5	2	1	1	0	0	0	990612	0
None	1	10	243	49	1057		3	5	2	1	3	0	0	0	991076	0
None	1	20	243	49	1091		200	5	2	1	3	0	0	0	991076	0
None	1	10	58	50	1056		2	5	2	1	2	0	0	0	991031	0
None	1	20	58	50	1087		200	5	2	1	2	0	0	0	991031	0
None	1	10	63	50	1057		3	5	2	1	3	0	0	0	990334	0
None	1	20	63	50	1091		200	5	2	1	3	0	0	0	990334	0
None	1	10	63	50	-27		9	5	2	1		0	0	0	990397	0
None	1	20	63	50	-817		200	5	2	1		0	0	0	990397	0
None	1	10	67	50	1059	-1	5	5	2	1	5	0	0	0	990370	0
None	1	20	67	50	1096	-1	200	5	2	1	5	0	0	0	990370	0
None	1	10	238	50	1180		1	5	2	1	1	0	0	0	990615	0
None	1	10	57	51	1056		2	5	2	1	2	0	0	0	990659	0
None	1	20	57	51	1086		200	5	2	1	2	0	0	0	990659	0
None	1	10	58	51	1056		2	5	2	1	2	0	0	0	990318	0
None	1	20	58	51	1086		200	5	2	1	2	0	0	0	990318	0
None	1	10	58	51	1056		2	5	2	1	2	0	0	0	990374	0
None	1	20	58	51	1086		200	5	2	1	2	0	0	0	990374	0
None	1	10	58	51	1181		2	5	2	1	2	0	0	0	990886	0
None	1	10	59	51	1180		1	5	2	1	1	0	0	0	990373	0
None	1	10	61	51	1181		2	5	2	1	2	0	0	0	990667	0
None	1	10	63	51	1057		3	5	2	1	3	0	0	0	990887	0
None	1	20	63	51	1175		200	5	2	1	3	0	0	0	990887	0
None	1	10	67	51	1059	-1	5	5	2	1	5	0	0	0	990324	0
None	1	10	236	51	1056		2	5	2	1	2	0	0	0	991065	0
None	1	20	236	51	1086		200	5	2	1	2	0	0	0	991065	0
None	1	10	237	51	1056		2	5	2	1	2	0	0	0	990640	0
None	1	20	237	51	1086		200	5	2	1	2	0	0	0	990640	0
None	1	10	237	51	1056		2	5	2	1	2	0	0	0	991048	0
None	1	20	237	51	1086		200	5	2	1	2	0	0	0	991048	0
None	1	10	238	51	1180		1	5	2	1	1	0	0	0	990613	0
None	1	10	241	51	1181		2	5	2	1	2	0	0	0	990653	0
None	1	10	243	51	1057		3	5	2	1	3	0	0	0	991077	0
None	1	20	243	51	1175		200	5	2	1	3	0	0	0	991077	0
None	1	10	243	51	1185		9	5	2	1	8	0	0	0	991078	0
None	1	10	54	52	1059	2033	5	20	20	1	5	0	0	0	991039	0
None	1	10	57	52	1056		2	5	2	1	2	0	0	0	990660	0

None	1	20	57	52	1086		200	5	2	1	2		0	0	0	990660	0
None	1	10	57	52	1056		2	5	2	1	2		0	0	0	990682	0
None	1	20	57	52	1086		200	5	2	1	2		0	0	0	990682	0
None	1	10	58	52	1056		2	5	2	1	2		0	0	0	990316	0
None	1	20	58	52	1086		200	5	2	1	2		0	0	0	990316	0
None	1	10	58	52	1057		3	5	2	1	3		0	0	0	990325	0
None	1	20	58	52	1175		200	5	2	1	3		0	0	0	990325	0
None	1	10	58	52	1056		2	5	2	1	2		0	0	0	990594	0
None	1	20	58	52	1086		200	5	2	1	2		0	0	0	990594	0
None	1	10	59	52	1180		1	5	2	1	1		0	0	0	990407	0
None	1	10	61	52	1159	-1	0	5	2	1	10		0	0	0	990883	0
None	1	10	63	52	1057		3	5	2	1	3		0	0	0	990383	0
None	1	20	63	52	1175		200	5	2	1	3		0	0	0	990383	0
None	1	10	63	52	1185		9	5	2	1	8		0	0	0	990663	0
None	1	10	66	52	1159		0	5	2	1	10		0	0	0	990678	0
None	1	50	66	52	1159		0	5	2	1	10		0	0	0	990678	0
None	1	10	67	52	1059	-1	5	5	2	1	5		0	0	0	990676	0
None	1	10	236	52	1056		2	5	2	1	2		0	0	0	991066	0
None	1	20	236	52	1086		200	5	2	1	2		0	0	0	991066	0
None	1	10	237	52	1056		2	5	2	1	2		0	0	0	991056	0
None	1	20	237	52	1086		200	5	2	1	2		0	0	0	991056	0
None	1	10	238	52	1180		1	5	2	1	1		0	0	0	991047	0
None	1	10	241	52	1057		3	5	2	1	3		0	0	0	990836	0
None	1	20	241	52	1175		200	5	2	1	3		0	0	0	990836	0
None	1	10	243	52	1185		9	5	2	1	8		0	0	0	991079	0
None	1	10	246	52	1159		0	5	2	1	10		0	0	0	990680	0
None	1	50	246	52	1159		0	5	2	1	10		0	0	0	990680	0
None	1	10	57	54	1056		2	5	2	1	2		0	0	0	990322	0
None	1	20	57	54	1086		200	5	2	1	2		0	0	0	990322	0
None	1	10	58	54	1180		1	5	2	1	1		0	0	0	990289	0
None	1	10	58	54	1056		2	5	2	1	2		0	0	0	990377	0
None	1	20	58	54	1086		200	5	2	1	2		0	0	0	990377	0
None	1	10	58	54	1056		2	5	2	1	2		0	0	0	990658	0
None	1	20	58	54	1086		200	5	2	1	2		0	0	0	990658	0
None	1	10	58	54	1057		3	5	2	1	3		0	0	0	991036	0
None	1	20	58	54	1175		200	5	2	1	3		0	0	0	991036	0
None	1	10	59	54	1180		1	5	2	1	1		0	0	0	990595	0
None	1	10	59	54	1180		1	5	2	1	1		0	0	0	991037	0
None	1	10	62	54	1057		3	5	2	1	3		0	0	0	990281	0
None	1	20	62	54	1175		200	5	2	1	3		0	0	0	990281	0
None	1	10	63	54	1185		9	5	2	1	8		0	0	0	990657	0
None	1	10	63	54	1057		3	5	2	1	3		0	0	0	990662	0
None	1	20	63	54	1175		200	5	2	1	3		0	0	0	990662	0
None	1	10	67	54	1059	-1	5	5	2	1	5		0	0	0	990677	0
None	1	10	236	54	1056		2	5	2	1	2		0	0	0	991067	0
None	1	20	236	54	1086		200	5	2	1	2		0	0	0	991067	0
None	1	10	237	54	1056		2	5	2	1	2		0	0	0	990641	0
None	1	20	237	54	1086		200	5	2	1	2		0	0	0	990641	0
None	1	10	237	54	1056		2	5	2	1	2		0	0	0	991049	0
None	1	20	237	54	1086		200	5	2	1	2		0	0	0	991049	0
None	1	10	238	54	1180		1	5	2	1	1		0	0	0	990614	0
None	1	10	238	54	1180		1	5	2	1	1		0	0	0	990644	0
None	1	10	238	54	1180		1	5	2	1	1		0	0	0	991046	0
None	1	10	238	54	1180		1	5	2	1	1		0	0	0	991054	0
None	1	10	241	54	1057		3	5	2	1	3		0	0	0	990637	0
None	1	20	241	54	1175		200	5	2	1	3		0	0	0	990637	0
None	1	10	57	61	1056		2	5	2	1	2		0	0	0	990943	0
None	1	20	57	61	1086		200	5	2	1	2		0	0	0	990943	0
None	1	10	58	61	1057		3	5	2	1	3		0	0	0	990816	0
None	1	20	58	61	1175		200	5	2	1	3		0	0	0	990816	0
None	1	10	58	61	1056		2	5	2	1	2		0	0	0	991035	0
None	1	20	58	61	1086		200	5	2	1	2		0	0	0	991035	0
None	1	10	59	61	1180		1	5	2	1	1		0	0	0	990412	0
None	1	10	63	61	1185		9	5	2	1	8		0	0	0	990317	0
None	1	10	63	61	-27		9	5	2	1			0	0	0	990398	0
None	1	10	67	61	1059	-1	5	5	2	1	5		0	0	0	990333	0
None	1	10	236	61	1056		2	5	2	1	2		0	0	0	991068	0
None	1	20	236	61	1086		200	5	2	1	2		0	0	0	991068	0
None	1	10	238	61	1180		1	5	2	1	1		0	0	0	990646	0
None	1	10	58	62	1056		2	5	2	1	2	99	0	0	0	990655	0
None	1	50	58	62	1056		2	5	2	1	2		0	0	0	990655	0
None	1	10	59	62	1180		1	5	2	1	1	99	0	0	0	990415	0
None	1	50	59	62	1180		1	5	2	1	1		0	0	0	990415	0
None	1	10	59	62	1180		1	5	2	1	1	99	0	0	0	990819	0
None	1	50	59	62	1180		1	5	2	1	1		0	0	0	990819	0
None	1	10	1219	62	1056		2	5	2	1	2	99	0	0	0	990890	0
None	1	50	1219	62	1056		2	5	2	1	2		0	0	0	990890	0
None	1	10	62	62	1057		3	5	2	1	3	99	0	0	0	990826	0
None	1	50	62	62	1057		3	5	2	1	3		0	0	0	990826	0
None	1	10	63	62	1185		9	5	2	1	8	99	0	0	0	990275	0
None	1	50	63	62	1185		9	5	2	1	8		0	0	0	990275	0
None	1	10	236	62	1056		2	5	2	1	2	99	0	0	0	991069	0
None	1	50	236	62	1056		2	5	2	1	2		0	0	0	991069	0
None	1	10	237	62	1056		2	5	2	1	2	99	0	0	0	990643	0.01
None	1	50	237	62	1056		2	5	2	1	2		0	0	0	990643	0
None	1	10	238	62	1180		1	5	2	1	1	99	0	0	0	990647	0
None	1	50	238	62	1180		1	5	2	1	1		0	0	0	990647	0
None	1	10	238	62	1180		1	5	2	1	1	99	0	0	0	991052	0
None	1	50	238	62	1180		1	5	2	1	1		0	0	0	991052	0
None	1	10	58	83	1056		2	5	2	1	2	99	0	0	0	990592	0
None	1	50	58	83	1056		2	5	2	1	2		0	0	0	990592	0
None	1	10	58	83	1056		2	5	2	1	2	99	0	0	0	990813	0

None	1	50	58	83	1056	2	5	2	1	2		0	0	0	990813	0
None	1	10	58	83	1056	2	5	2	1	2	99	0	0	0	991040	0
None	1	50	58	83	1056	2	5	2	1	2		0	0	0	991040	0
None	1	10	59	83	1180	1	5	2	1	1	99	0	0	0	990416	0
None	1	50	59	83	1180	1	5	2	1	1		0	0	0	990416	0
None	1	10	59	83	1180	1	5	2	1	1	99	0	0	0	990593	0
None	1	50	59	83	1180	1	5	2	1	1		0	0	0	990593	0
None	1	10	61	83	1057	3	5	2	1	3	99	0	0	0	990417	2124.98
None	1	50	61	83	1057	3	5	2	1	3		0	0	0	990417	0
None	1	10	62	83	1057	3	5	2	1	3	99	0	0	0	991032	0
None	1	50	62	83	1057	3	5	2	1	3		0	0	0	991032	0
None	1	10	63	83	1082	9	5	2	1	8		0	0	0	991042	0
None	1	50	63	83	1082	9	5	2	1	8		0	0	0	991042	0
None	1	10	63	83	1084	9	5	2	1	8		0	0	0	990941	0
None	1	50	63	83	1084	9	5	2	1	8		0	0	0	990941	0
None	1	10	236	83	1056	2	5	2	1	2	99	0	0	0	991070	23365.06
None	1	50	236	83	1056	2	5	2	1	2		0	0	0	991070	0
None	1	10	237	83	1056	2	5	2	1	2	99	0	0	0	990642	658.19
None	1	50	237	83	1056	2	5	2	1	2		0	0	0	990642	0
None	1	10	237	83	1056	2	5	2	1	2	99	0	0	0	991051	19168.7
None	1	50	237	83	1056	2	5	2	1	2		0	0	0	991051	0
None	1	10	238	83	1180	1	5	2	1	1	99	0	0	0	990645	0
None	1	50	238	83	1180	1	5	2	1	1		0	0	0	990645	0
None	1	10	242	83	1056	1	5	2	1	2	99	0	0	0	991055	11317.43
None	1	50	242	83	1056	1	5	2	1	2		0	0	0	991055	0
None	1	10	243	83	1081	9	5	2	1	8		0	0	0	991081	0
None	1	50	243	83	1081	9	5	2	1	8		0	0	0	991081	0
None	1	10	243	83	1084	9	5	2	1	8		0	0	0	991080	0
None	1	50	243	83	1084	9	5	2	1	8		0	0	0	991080	0
None	1	10	57	84	1056	2	5	2	1	2	100	0	0	0	990661	0
None	1	50	57	84	1056	2	5	2	1	2		0	0	0	990661	0
None	1	10	58	84	1056	2	5	2	1	2	100	0	0	0	990271	0
None	1	50	58	84	1056	2	5	2	1	2		0	0	0	990271	0
None	1	10	58	84	1056	2	5	2	1	2	100	0	0	0	990293	0
None	1	50	58	84	1056	2	5	2	1	2		0	0	0	990293	0
None	1	10	58	84	1056	2	5	2	1	2	100	0	0	0	990815	0
None	1	50	58	84	1056	2	5	2	1	2		0	0	0	990815	0
None	1	10	59	84	1180	1	5	2	1	1	100	0	0	0	990284	0
None	1	50	59	84	1180	1	5	2	1	1		0	0	0	990284	0
None	1	10	59	84	1180	1	5	2	1	1	100	0	0	0	990314	0
None	1	50	59	84	1180	1	5	2	1	1		0	0	0	990314	0
None	1	10	59	84	1180	1	5	2	1	1	100	0	0	0	990319	0
None	1	50	59	84	1180	1	5	2	1	1		0	0	0	990319	0
None	1	10	61	84	1057	3	5	2	1	3	100	0	0	0	991041	301.78
None	1	50	61	84	1057	3	5	2	1	3		0	0	0	991041	0
None	1	10	62	84	1057	3	5	2	1	3	100	0	0	0	990944	0
None	1	50	62	84	1057	3	5	2	1	3		0	0	0	990944	0
None	1	10	63	84	1081	9	5	2	1	8		0	0	0	990821	0
None	1	50	63	84	1081	9	5	2	1	8		0	0	0	990821	0
None	1	10	63	84	1082	9	5	2	1	8		0	0	0	990818	0
None	1	50	63	84	1082	9	5	2	1	8		0	0	0	990818	0
None	1	10	63	84	1084	9	5	2	1	8		0	0	0	990915	0
None	1	50	63	84	1084	9	5	2	1	8		0	0	0	990915	0
None	1	10	63	84	1073	9	5	2	1	8		0	0	0	990673	0
None	1	50	63	84	1073	9	5	2	1	8		0	0	0	990673	0
None	1	10	236	84	1056	2	5	2	1	2	100	0	0	0	991071	478.93
None	1	50	236	84	1056	2	5	2	1	2		0	0	0	991071	0
None	1	10	57	82	1056	2	5	2	1	2		0	0	0	990273	0
None	1	20	57	82	1086	200	5	2	1	2		0	0	0	990273	0
None	1	10	58	82	1056	2	5	2	1	2		0	0	0	990654	0
None	1	20	58	82	1086	200	5	2	1	2		0	0	0	990654	0
None	1	10	58	82	1056	2	5	2	1	2		0	0	0	990817	0
None	1	20	58	82	1086	200	5	2	1	2		0	0	0	990817	0
None	1	10	58	82	1056	2	5	2	1	2		0	0	0	990939	0
None	1	20	58	82	1086	200	5	2	1	2		0	0	0	990939	0
None	1	10	59	82	1180	1	5	2	1	1		0	0	0	990376	0
None	1	10	59	82	1180	1	5	2	1	1		0	0	0	990832	0
None	1	10	61	82	1057	3	5	2	1	3		0	0	0	990375	0
None	1	20	61	82	1175	200	5	2	1	3		0	0	0	990375	0
None	1	10	62	82	1057	3	5	2	1	3		0	0	0	990274	0
None	1	20	62	82	1175	200	5	2	1	3		0	0	0	990274	0
None	1	10	63	82	1084	9	5	2	1	8		0	0	0	990326	0
None	1	10	63	82	1073	9	5	2	1	8		0	0	0	990597	0
None	1	10	236	82	1056	2	5	2	1	2		0	0	0	991072	0
None	1	20	236	82	1086	200	5	2	1	2		0	0	0	991072	0
None	1	10	237	82	1056	2	5	2	1	2		0	0	0	991050	0
None	1	20	237	82	1086	200	5	2	1	2		0	0	0	991050	0
None	1	10	238	82	1180	1	5	2	1	1		0	0	0	990648	0
None	1	10	241	82	1057	3	5	2	1	3		0	0	0	990636	0
None	1	20	241	82	1175	200	5	2	1	3		0	0	0	990636	0
None	1	10	242	82	1057	3	5	2	1	3		0	0	0	990634	0
None	1	20	242	82	1175	200	5	2	1	3		0	0	0	990634	0
None	1	10	57	87	1056	2	5	2	1	2	100	0	0	0	990881	0
None	1	50	57	87	1056	2	5	2	1	2		0	0	0	990881	0
None	1	10	58	87	1056	2	5	2	1	2	100	0	0	0	990278	0
None	1	50	58	87	1056	2	5	2	1	2		0	0	0	990278	0
None	1	10	58	87	1056	2	5	2	1	2	100	0	0	0	990279	0
None	1	50	58	87	1056	2	5	2	1	2		0	0	0	990279	0
None	1	10	58	87	1056	2	5	2	1	2	100	0	0	0	990914	0
None	1	50	58	87	1056	2	5	2	1	2		0	0	0	990914	0
None	1	10	59	87	1180	1	5	2	1	1	100	0	0	0	990286	0
None	1	50	59	87	1180	1	5	2	1	1		0	0	0	990286	0

None	1	10	59	87	1180		1	5	2	1	1	100	0	0	0	990287	0
None	1	50	59	87	1180		1	5	2	1	1		0	0	0	990287	0
None	1	10	59	87	1180		1	5	2	1	1	100	0	0	0	990889	0
None	1	50	59	87	1180		1	5	2	1	1		0	0	0	990889	0
None	1	10	62	87	1057		3	5	2	1	3	100	0	0	0	990320	0
None	1	50	62	87	1057		3	5	2	1	3		0	0	0	990320	0
None	1	10	63	87	1079		9	5	2	1	8		0	0	0	990888	0
None	1	50	63	87	1082		9	5	2	1	8		0	0	0	990888	0
None	1	10	63	87	1080		9	5	2	1	8		0	0	0	990831	0
None	1	50	63	87	1082		9	5	2	1	8		0	0	0	990831	0
None	1	10	236	87	1056		2	5	2	1	2	100	0	0	0	991073	5919.69
None	1	50	236	87	1056		2	5	2	1	2		0	0	0	991073	0
None	1	10	237	87	1056		2	5	2	1	2	100	0	0	0	990639	0
None	1	50	237	87	1056		2	5	2	1	2		0	0	0	990639	0
None	1	10	237	87	1056		2	5	2	1	2	100	0	0	0	991057	6027.21
None	1	50	237	87	1056		2	5	2	1	2		0	0	0	991057	0
None	1	10	238	87	1180		1	5	2	1	1	100	0	0	0	990649	0
None	1	50	238	87	1180		1	5	2	1	1		0	0	0	990649	0
None	1	10	238	87	1180		1	5	2	1	1	100	0	0	0	991053	54915.31
None	1	50	238	87	1180		1	5	2	1	1		0	0	0	991053	0
None	1	10	243	87	1084		9	5	2	1	8		0	0	0	990292	0
None	1	50	243	87	1084		9	5	2	1	8		0	0	0	990292	0
None	1	10	58	88	1056		2	5	2	1	2		0	0	0	990270	0
None	1	20	58	88	1086		200	5	2	1	2		0	0	0	990270	0
None	1	10	58	88	1056		2	5	2	1	2		0	0	0	990674	0
None	1	20	58	88	1086		200	5	2	1	2		0	0	0	990674	0
None	1	10	59	88	1180		1	5	2	1	1		0	0	0	990666	0
None	1	10	59	88	1180		1	5	2	1	1		0	0	0	990835	0
None	1	10	61	88	-3		3	5	2	1			0	0	0	990837	0
None	1	10	62	88	1057		3	5	2	1	3		0	0	0	990310	0
None	1	20	62	88	1175		200	5	2	1	3		0	0	0	990310	0
None	1	10	63	88	-27		9	5	2	1			0	0	0	990399	0
None	1	10	63	88	1078		9	5	2	1	8		0	0	0	990276	0
None	1	10	63	88	1079		9	5	2	1	8		0	0	0	990283	0
None	1	10	63	88	1081		9	5	2	1	8		0	0	0	990880	0
None	1	10	63	88	1084		9	5	2	1	8		0	0	0	990285	0
None	1	10	63	88	1084		9	5	2	1	8		0	0	0	990820	0
None	1	10	236	88	1056		2	5	2	1	2		0	0	0	991074	0
None	1	20	236	88	1086		200	5	2	1	2		0	0	0	991074	0
None	1	10	238	88	1180		1	5	2	1	1		0	0	0	990651	0
None	1	10	63	96	1076	2235	9	5	2	1	8		0	0	0	990413	0
None	1	10	57	97	1056		2	5	2	1	2	100	0	0	0	990411	0
None	1	50	57	97	1056			5	2	1	2		0	0	0	990411	0
None	1	10	58	97	1056		2	5	2	1	2	100	0	0	0	990409	0
None	1	50	58	97	1056			5	2	1	2		0	0	0	990409	0
None	1	10	58	97	1056		2	5	2	1	2	100	0	0	0	990410	-6827.44
None	1	50	58	97	1056			5	2	1	2		0	0	0	990410	0
None	1	10	58	97	1056		2	5	2	1	2	100	0	0	0	990882	-8860.93
None	1	50	58	97	1056			5	2	1	2		0	0	0	990882	0
None	1	10	59	97	1180		1	5	2	1	1	100	0	0	0	990885	-6938.82
None	1	50	59	97	1055			5	2	1	1		0	0	0	990885	0
None	1	10	62	97	1057		3	5	2	1	3	100	0	0	0	990280	0
None	1	50	62	97	1057			5	2	1	3		0	0	0	990280	0
None	1	10	63	97	1073		9	5	2	1	8		0	0	0	990311	0
None	1	10	236	97	1056		2	5	2	1	2	100	0	0	0	991075	0
None	1	50	236	97	1056			5	2	1	2		0	0	0	991075	0
None	1	10	238	97	1176		1	5	2	1	1	100	0	0	0	990650	-6950.37
None	1	50	238	97	1055			5	2	1	1		0	0	0	990650	0
None	1	10	57	89	1056		2	5	2	1	2		0	0	0	990671	0
None	1	20	57	89	1086		200	5	2	1	2		0	0	0	990671	0
None	1	10	58	89	1056		2	5	2	1	2		0	0	0	990665	0
None	1	20	58	89	1086		200	5	2	1	2		0	0	0	990665	0
None	1	10	58	89	1056		2	5	2	1	2		0	0	0	990670	0
None	1	20	58	89	1086		200	5	2	1	2		0	0	0	990670	0
None	1	10	58	89	1056		2	20	2	1	2		0	0	0	990825	0
None	1	20	58	89	1086		200	5	2	1	2		0	0	0	990825	0
None	1	10	59	89	1180		1	5	2	1	1		0	0	0	990669	0
None	1	10	62	89	1057		3	5	2	1	3		0	0	0	990668	0
None	1	20	62	89	1175		200	5	2	1	3		0	0	0	990668	0
None	1	10	63	89	1076		9	5	2	1	8		0	0	0	990321	0
None	1	10	63	89	1073		9	5	2	1	8		0	0	0	990827	0
None	1	10	63	89	1084	2235	9	5	2	1	8		0	0	0	990267	0
None	1	10	67	89	1059	-1	5	5	2	1	5		0	0	0	990616	0
None	1	10	67	89	1059	-1	5	5	2	1	5		0	0	0	990617	0
None	1	10	238	89	1176		1	5	2	1	1		0	0	0	990611	0
None	1	10	238	89	1176		1	5	2	1	1		0	0	0	990652	0
None	1	10	243	89	1076		9	5	2	1	8		0	0	0	990633	0
None	1	10	54	90	1059	2033	5	20	20	1	5		0	0	0	990931	0
None	1	10	1220	90	1059		5	20	2	1	6		0	0	0	990596	0
None	1	10	56	90	1059		5	20	2	1	6		0	0	0	990935	0
None	1	10	58	90	1056		2	5	2	1	2		0	0	0	990297	0
None	1	20	58	90	1086		200	5	2	1	2		0	0	0	990297	0
None	1	10	58	90	1056		2	5	2	1	2		0	0	0	990600	0
None	1	20	58	90	1086		200	5	2	1	2		0	0	0	990600	0
None	1	10	58	90	1056		2	5	2	1	2		0	0	0	990605	0
None	1	20	58	90	1086		200	5	2	1	2		0	0	0	990605	0
None	1	10	58	90	1056		2	5	2	1	2		0	0	0	990934	0
None	1	20	58	90	1086		200	5	2	1	2		0	0	0	990934	0
None	1	10	59	90	1180		1	5	2	1	1		0	0	0	990295	0
None	1	10	59	90	1180		1	5	2	1	1		0	0	0	990296	0
None	1	10	59	90	1180		1	5	2	1	1		0	0	0	990327	0
None	1	10	59	90	1180		1	5	2	1	1		0	0	0	990328	0

None	1	10	59	90	1180		1	5	2	1	1	0	0	0	990329	0
None	1	10	59	90	1180		1	5	2	1	1	0	0	0	990331	0
None	1	10	59	90	1180		1	5	2	1	1	0	0	0	990332	0
None	1	10	59	90	1180		1	5	2	1	1	0	0	0	990335	0
None	1	10	59	90	1180		1	5	2	1	1	0	0	0	990336	0
None	1	10	59	90	1180		1	5	2	1	1	0	0	0	990337	0
None	1	10	59	90	1180		1	5	2	1	1	0	0	0	990338	0
None	1	10	59	90	1180		1	5	2	1	1	0	0	0	990378	0
None	1	10	59	90	1180		1	5	2	1	1	0	0	0	990379	0
None	1	10	59	90	1180		1	5	2	1	1	0	0	0	990380	0
None	1	10	59	90	1180		1	5	2	1	1	0	0	0	990381	0
None	1	10	59	90	1180		1	5	2	1	1	0	0	0	990382	0
None	1	10	59	90	1180		1	5	2	1	1	0	0	0	990401	0
None	1	10	59	90	1180		1	5	2	1	1	0	0	0	990402	0
None	1	10	59	90	1180		1	5	2	1	1	0	0	0	990403	0
None	1	10	59	90	1180		1	5	2	1	1	0	0	0	990404	0
None	1	10	59	90	1180		1	5	2	1	1	0	0	0	990602	0
None	1	10	59	90	1180		1	5	2	1	1	0	0	0	990603	0
None	1	10	59	90	1180		1	5	2	1	1	0	0	0	990604	0
None	1	10	59	90	1180		1	5	2	1	1	0	0	0	990606	0
None	1	10	59	90	1180		1	5	2	1	1	0	0	0	990607	0
None	1	10	59	90	1180		1	5	2	1	1	0	0	0	990608	0
None	1	10	59	90	1180		1	5	2	1	1	0	0	0	990920	0
None	1	10	59	90	1180		1	5	2	1	1	0	0	0	990921	0
None	1	10	59	90	1180		1	5	2	1	1	0	0	0	990923	0
None	1	10	59	90	1180		1	5	2	1	1	0	0	0	990924	0
None	1	10	59	90	1180		1	5	2	1	1	0	0	0	990925	0
None	1	10	59	90	1180		1	5	2	1	1	0	0	0	990926	0
None	1	10	59	90	1180		1	5	2	1	1	0	0	0	990928	0
None	1	10	59	90	1180		1	5	2	1	1	0	0	0	990929	0
None	1	10	59	90	1180		1	5	2	1	1	0	0	0	990932	0
None	1	10	59	90	1180		1	5	2	1	1	0	0	0	990933	0
None	1	10	59	90	1180		1	5	2	1	1	0	0	0	990937	0
None	1	10	59	90	1180		1	5	2	1	1	0	0	0	990938	0
None	1	10	61	90	1159	-1	0	5	2	1	10	0	0	0	990599	0
None	1	10	61	90	1057		3	5	2	1	3	0	0	0	990917	0
None	1	20	61	90	1175		200	5	2	1	3	0	0	0	990917	0
None	1	10	62	90	1056		2	5	2	1	2	0	0	0	990601	0
None	1	20	62	90	1086		200	5	2	1	2	0	0	0	990601	0
None	1	10	62	90	1057		3	5	2	1	3	0	0	0	990936	0
None	1	20	62	90	1175		200	5	2	1	3	0	0	0	990936	0
None	1	10	63	90	1076	2235	9	5	2	1	8	0	0	0	990918	0
None	1	10	63	90	1077	2235	9	5	2	1	8	0	0	0	990598	0
None	1	10	63	90	1078		9	5	2	1	8	0	0	0	990609	0
None	1	10	63	90	1084		9	5	2	1	8	0	0	0	990922	0
None	1	10	66	90	1159		0	5	2	1	10	0	0	0	990679	0
None	1	50	66	90	1159		0	5	2	1	10	0	0	0	990679	0
None	1	10	236	90	1056		2	5	2	1	2	0	0	0	990766	0
None	1	20	236	90	1086		200	5	2	1	2	0	0	0	990766	0
None	1	10	237	90	1056		2	5	2	1	2	0	0	0	990767	0
None	1	20	237	90	1086		200	5	2	1	2	0	0	0	990767	0
None	1	10	237	90	1056		2	5	2	1	2	0	0	0	990919	0
None	1	20	237	90	1086		200	5	2	1	2	0	0	0	990919	0
None	1	10	238	90	1180		1	5	2	1	1	0	0	0	990330	0
None	1	10	238	90	1180		1	5	2	1	1	0	0	0	990927	0
None	1	10	238	90	1180		1	5	2	1	1	0	0	0	990930	0
None	1	10	243	90	1078		9	5	2	1	8	0	0	0	990765	0
None	1	10	54	91	1059	2033	5	20	20	1	5	0	0	0	990433	0
None	1	10	57	91	1056		2	5	2	1	2	0	0	0	990449	0
None	1	20	57	91	1086		200	5	2	1	2	0	0	0	990449	0
None	1	10	58	91	1056		2	5	2	1	2	0	0	0	990420	0
None	1	20	58	91	1086		200	5	2	1	2	0	0	0	990420	0
None	1	10	58	91	1056		2	5	2	1	2	0	0	0	990435	0
None	1	20	58	91	1086		200	5	2	1	2	0	0	0	990435	0
None	1	10	58	91	1056		2	5	2	1	2	0	0	0	990441	0
None	1	20	58	91	1086		200	5	2	1	2	0	0	0	990441	0
None	1	10	59	91	1180		1	5	2	1	1	0	0	0	990298	0
None	1	10	59	91	1180		1	5	2	1	1	0	0	0	990299	0
None	1	10	59	91	1180		1	5	2	1	1	0	0	0	990418	0
None	1	10	59	91	1180		1	5	2	1	1	0	0	0	990419	0
None	1	10	59	91	1180		1	5	2	1	1	0	0	0	990422	0
None	1	10	59	91	1180		1	5	2	1	1	0	0	0	990425	0
None	1	10	59	91	1180		1	5	2	1	1	0	0	0	990426	0
None	1	10	59	91	1180		1	5	2	1	1	0	0	0	990427	0
None	1	10	59	91	1180		1	5	2	1	1	0	0	0	990428	0
None	1	10	59	91	1180		1	5	2	1	1	0	0	0	990429	0
None	1	10	59	91	1180		1	5	2	1	1	0	0	0	990430	0
None	1	10	59	91	1180		1	5	2	1	1	0	0	0	990431	0
None	1	10	59	91	1180		1	5	2	1	1	0	0	0	990432	0
None	1	10	59	91	1180		1	5	2	1	1	0	0	0	990442	0
None	1	10	59	91	1180		1	5	2	1	1	0	0	0	990443	0
None	1	10	59	91	1180		1	5	2	1	1	0	0	0	990445	0
None	1	10	59	91	1180		1	5	2	1	1	0	0	0	990448	0
None	1	10	59	91	1180		1	5	2	1	1	0	0	0	990450	0
None	1	10	59	91	1180		1	5	2	1	1	0	0	0	990468	0
None	1	10	59	91	1180		1	5	2	1	1	0	0	0	990469	0
None	1	10	59	91	1180		1	5	2	1	1	0	0	0	990470	0
None	1	10	59	91	1180		1	5	2	1	1	0	0	0	990472	0
None	1	10	59	91	1180		1	5	2	1	1	0	0	0	990480	0
None	1	10	59	91	1180		1	5	2	1	1	0	0	0	990495	0
None	1	10	59	91	1180		1	5	2	1	1	0	0	0	990496	0
None	1	10	59	91	1180		1	5	2	1	1	0	0	0	990497	0

None	1	10	59	91	1180		1	5	2	1	1		0	0	0	990498	0
None	1	10	59	91	1180		1	5	2	1	1		0	0	0	990499	0
None	1	10	59	91	1180		1	5	2	1	1		0	0	0	990500	0
None	1	10	59	91	1180		1	5	2	1	1		0	0	0	990501	0
None	1	10	61	91	1180		1	5	2	1	1		0	0	0	990687	0
None	1	10	62	91	1057		3	5	2	1	3		0	0	0	990436	0
None	1	20	62	91	1175		200	5	2	1	3		0	0	0	990436	0
None	1	10	63	91	1076		9	5	2	1	8		0	0	0	990440	0
None	1	10	63	91	1077	2235	9	5	2	1	8		0	0	0	990447	0
None	1	10	63	91	1078	2235	9	5	2	1	8		0	0	0	990479	0
None	1	10	63	91	1079		9	5	2	1	8		0	0	0	990421	0
None	1	10	63	91	1079	2235	9	5	2	1	8		0	0	0	990483	0
None	1	10	63	91	1077	2235	9	5	2	1	8		0	0	0	990473	0
None	1	10	63	91	1084		9	5	2	1	8		0	0	0	990475	0
None	1	10	63	91	1074	2235	9	5	2	1	8		0	0	0	990437	0
None	1	10	63	91	1075	2235	9	5	2	1	8		0	0	0	990434	0
None	1	10	236	91	1056		2	5	2	1	2		0	0	0	990438	0
None	1	20	236	91	1086		200	5	2	1	2		0	0	0	990438	0
None	1	10	237	91	1056		2	5	2	1	2		0	0	0	990446	0
None	1	20	237	91	1086		200	5	2	1	2		0	0	0	990446	0
None	1	10	237	91	1056		2	5	2	1	2		0	0	0	990476	0
None	1	20	237	91	1086		200	5	2	1	2		0	0	0	990476	0
None	1	10	238	91	1180		1	5	2	1	1		0	0	0	990423	0
None	1	10	238	91	1180		1	5	2	1	1		0	0	0	990424	0
None	1	10	238	91	1180		1	5	2	1	1		0	0	0	990439	0
None	1	10	238	91	1180		1	5	2	1	1		0	0	0	990444	0
None	1	10	238	91	1180		1	5	2	1	1		0	0	0	990471	0
None	1	10	238	91	1180		1	5	2	1	1		0	0	0	990893	0
None	1	10	242	91	1180		1	5	2	1	1		0	0	0	991379	0
None	1	10	57	183	1056		2	5	2	1	2	100	0	0	0	990481	12500.97
None	1	50	57	183	1056		2	5	2	1	2		0	0	0	990481	0
None	1	10	58	183	1056		2	5	2	1	2	100	0	0	0	990300	0
None	1	50	58	183	1056		2	5	2	1	2		0	0	0	990300	0
None	1	10	58	183	1056		2	5	2	1	2	100	0	0	0	990466	0
None	1	50	58	183	1056		2	5	2	1	2		0	0	0	990466	0
None	1	10	58	183	1056		2	5	2	1	2	100	0	0	0	990870	0
None	1	50	58	183	1056		2	5	2	1	2		0	0	0	990870	0
None	1	10	58	183	1056		2	5	2	1	2	100	0	0	0	990871	0
None	1	50	58	183	1056		2	5	2	1	2		0	0	0	990871	0
None	1	10	59	183	1056		2	5	2	1	2	100	0	0	0	990467	-264581
None	1	50	59	183	1056		2	5	2	1	2		0	0	0	990467	0
None	1	10	59	183	1180		1	5	2	1	1	100	0	0	0	990484	1077930
None	1	50	59	183	1180		1	5	2	1	1		0	0	0	990484	0
None	1	10	59	183	1180		1	5	2	1	1	100	0	0	0	990510	1482.86
None	1	50	59	183	1180		1	5	2	1	1		0	0	0	990510	0
None	1	10	61	183	1159		3	5	5	1	3		0	0	0	990688	0
None	1	50	61	183	1159		3	5	5	1	3		0	0	0	990688	0
None	1	10	1219	183	1056		2	5	2	1	2	100	0	0	0	990894	0
None	1	50	1219	183	1056		2	5	2	1	2		0	0	0	990894	0
None	1	10	62	183	1057		3	5	2	1	3	100	0	0	0	990302	63991.65
None	1	10	62	183	1057		3	5	2	1	3	100	0	0	0	990477	0
None	1	10	238	183	1180		1	5	2	1	1	100	0	0	0	990843	0
None	1	50	238	183	1180		1	5	2	1	1		0	0	0	990843	0
None	1	10	242	183	1057		3	5	2	1	3	100	0	0	0	990901	0
None	1	50	242	183	1057		3	5	2	1	3		0	0	0	990901	0
None	1	10	54	92	1059	2033	5	20	20	1	5		0	0	0	990872	0
None	1	10	57	92	1056		2	5	2	1	2		0	0	0	990502	0
None	1	20	57	92	1086		200	5	2	1	2		0	0	0	990502	0
None	1	10	58	92	1056		2	5	2	1	2		0	0	0	990485	0
None	1	20	58	92	1086		200	5	2	1	2		0	0	0	990485	0
None	1	10	58	92	1056		2	5	2	1	2		0	0	0	990486	0
None	1	20	58	92	1086		200	5	2	1	2		0	0	0	990486	0
None	1	10	59	92	1180		1	5	2	1	1		0	0	0	990451	0
None	1	10	59	92	1180		1	5	2	1	1		0	0	0	990452	0
None	1	10	59	92	1180		1	5	2	1	1		0	0	0	990453	0
None	1	10	59	92	1180		1	5	2	1	1		0	0	0	990454	0
None	1	10	59	92	1180		1	5	2	1	1		0	0	0	990455	0
None	1	10	59	92	1180		1	5	2	1	1		0	0	0	990456	0
None	1	10	59	92	1180		1	5	2	1	1		0	0	0	990457	0
None	1	10	59	92	1180		1	5	2	1	1		0	0	0	990458	0
None	1	10	59	92	1180		1	5	2	1	1		0	0	0	990459	0
None	1	10	59	92	1180		1	5	2	1	1		0	0	0	990460	0
None	1	10	59	92	1180		1	5	2	1	1		0	0	0	990461	0
None	1	10	59	92	1180		1	5	2	1	1		0	0	0	990462	0
None	1	10	59	92	1180		1	5	2	1	1		0	0	0	990463	0
None	1	10	59	92	1180		1	5	2	1	1		0	0	0	990464	0
None	1	10	59	92	1180		1	5	2	1	1		0	0	0	990465	0
None	1	10	59	92	1180		1	5	2	1	1		0	0	0	990474	0
None	1	10	59	92	1180		1	5	2	1	1		0	0	0	990488	0
None	1	10	59	92	1056		2	5	2	1	2		0	0	0	990489	0
None	1	20	59	92	1086		200	5	2	1	2		0	0	0	990489	0
None	1	10	59	92	1180		1	5	2	1	1		0	0	0	990493	0
None	1	10	59	92	1180		1	5	2	1	1		0	0	0	990494	0
None	1	10	59	92	1180		1	5	2	1	1		0	0	0	990503	0
None	1	10	59	92	1180		1	5	2	1	1		0	0	0	990504	0
None	1	10	59	92	1180		1	5	2	1	1		0	0	0	990506	0
None	1	10	59	92	1180		1	5	2	1	1		0	0	0	990507	0
None	1	10	59	92	1180		1	5	2	1	1		0	0	0	990508	0
None	1	10	62	92	1057		3	5	2	1	3		0	0	0	990303	0
None	1	20	62	92	1175		200	5	2	1	3		0	0	0	990303	0
None	1	10	62	92	1057		3	5	2	1	3		0	0	0	990482	0
None	1	20	62	92	1175		200	5	2	1	3		0	0	0	990482	0

None	1	10	63	92	1073		9	5	2		1	8		0	0	0	990490	0
None	1	10	63	92	1073		9	5	2		1	8		0	0	0	990491	0
None	1	10	63	92	1083		9	5	2		1	8		0	0	0	990478	0
None	1	10	63	92	1084		9	5	2		1	8		0	0	0	990509	0
None	1	10	63	92	1073		9	5	2		1	8		0	0	0	990301	0
None	1	10	63	92	1073		9	5	2		1	8		0	0	0	990487	0
None	1	10	63	92	1073	2235	9	5	2		1	8		0	0	0	990492	0
None	1	10	238	92	1180		1	5	2		1	1		0	0	0	990505	0
None	1	10	57	182	1056		2	5	2		1	2	100	0	0	0	990867	5562.83
None	1	50	57	182	1056		2	5	2		1	2		0	0	0	990867	0
None	1	10	58	182	1180		1	5	2		1	1	100	0	0	0	990354	0
None	1	50	58	182	1180		1	5	2		1	1		0	0	0	990354	0
None	1	10	58	182	1056		2	5	2		1	2	100	0	0	0	990356	0
None	1	50	58	182	1056		2	5	2		1	2		0	0	0	990356	0
None	1	10	58	182	1056		2	5	2		1	2	100	0	0	0	990758	0
None	1	50	58	182	1056		2	5	2		1	2		0	0	0	990758	0
None	1	10	58	182	1056		2	5	2		1	2	100	0	0	0	990868	0
None	1	50	58	182	1056		2	5	2		1	2		0	0	0	990868	0
None	1	10	58	182	1056		2	5	2		1	2	100	0	0	0	990869	0
None	1	50	58	182	1056		2	5	2		1	2		0	0	0	990869	0
None	1	10	59	182	1180		1	5	2		1	1	100	0	0	0	990304	-289146
None	1	50	59	182	1180		1	5	2		1	1		0	0	0	990304	0
None	1	10	59	182	1180		1	5	2		1	1	100	0	0	0	990351	-249732
None	1	50	59	182	1180		1	5	2		1	1		0	0	0	990351	0
None	1	10	59	182	1180		1	5	2		1	1	100	0	0	0	990352	-8470.13
None	1	50	59	182	1180		1	5	2		1	1		0	0	0	990352	0
None	1	10	59	182	1180		1	5	2		1	1	100	0	0	0	990353	-2707.18
None	1	50	59	182	1180		1	5	2		1	1		0	0	0	990353	0
None	1	10	59	182	1180		1	5	2		1	1	100	0	0	0	990759	-184247
None	1	50	59	182	1180		1	5	2		1	1		0	0	0	990759	0
None	1	10	59	182	1180		1	5	2		1	1	100	0	0	0	990864	48614.59
None	1	50	59	182	1180		1	5	2		1	1		0	0	0	990864	0
None	1	10	59	182	1180		1	5	2		1	1	100	0	0	0	990879	0
None	1	50	59	182	1180		1	5	2		1	1		0	0	0	990879	0
None	1	10	61	182	1057		3	5	2	100	1	3	100	0	0	0	990770	0
None	1	50	61	182	1057		3	5	2		1	3		0	0	0	990770	0
None	1	10	62	182	1057		3	5	2		1	3	100	0	0	0	990866	0
None	1	50	62	182	1057		3	5	2		1	3		0	0	0	990866	0
None	1	10	236	182	1056		2	5	2		1	2	100	0	0	0	990904	0
None	1	50	236	182	1056		2	5	2		1	2		0	0	0	990904	0
None	1	10	237	182	1056		2	5	2		1	2	100	0	0	0	990243	0
None	1	50	237	182	1056		2	5	2		1	2		0	0	0	990243	0
None	1	10	237	182	1056		2	5	2		1	2	100	0	0	0	990768	11061.6
None	1	50	237	182	1056		2	5	2		1	2		0	0	0	990768	0
None	1	10	237	182	1056		2	5	2		1	2	100	0	0	0	990895	0
None	1	50	237	182	1056		2	5	2		1	2		0	0	0	990895	0
None	1	10	237	182	1056		2	5	2		1	2	100	0	0	0	990896	0
None	1	50	237	182	1056		2	5	2		1	2		0	0	0	990896	0
None	1	10	237	182	1056		2	5	2		1	2	100	0	0	0	990897	0
None	1	50	237	182	1056		2	5	2		1	2		0	0	0	990897	0
None	1	10	237	182	1056		2	5	2		1	2	100	0	0	0	990898	0
None	1	50	237	182	1056		2	5	2		1	2		0	0	0	990898	0
None	1	10	237	182	1056		2	5	2		1	2	100	0	0	0	990899	0
None	1	50	237	182	1056		2	5	2		1	2		0	0	0	990899	0
None	1	10	237	182	1056		2	5	2		1	2	100	0	0	0	990900	0
None	1	50	237	182	1056		2	5	2		1	2		0	0	0	990900	0
None	1	10	238	182	1180		1	5	2		1	1	100	0	0	0	990241	0
None	1	50	238	182	1180		1	5	2		1	1		0	0	0	990241	0
None	1	10	238	182	1180		1	5	2		1	1	100	0	0	0	990242	0
None	1	50	238	182	1180		1	5	2		1	1		0	0	0	990242	0
None	1	10	238	182	1180		1	5	2		1	1	100	0	0	0	990769	13354.08
None	1	50	238	182	1180		1	5	2		1	1		0	0	0	990769	0
None	1	10	238	182	1180		1	5	2		1	1	100	0	0	0	990865	0
None	1	50	238	182	1180		1	5	2		1	1		0	0	0	990865	0
None	1	10	238	182	1180		1	5	2		1	1	100	0	0	0	990902	0
None	1	50	238	182	1180		1	5	2		1	1		0	0	0	990902	0
None	1	10	244	182	1057		3	5	2	100	1	3	100	0	0	0	990531	2814.39
None	1	50	244	182	1057		3	5	2		1	3		0	0	0	990531	0
None	1	10	63	180	1076		9	5	2		1	8		0	0	0	990875	0
None	1	10	63	180	1078		9	5	2		1	8		0	0	0	990876	0
None	1	10	63	180	1079		9	5	2		1	8		0	0	0	990877	0
None	1	10	63	180	1083	2235	9	5	2		1	8		0	0	0	990873	0
None	1	10	63	180	1084		9	5	2		1	8		0	0	0	990355	0
None	1	10	63	180	1074		9	5	2		1	8		0	0	0	990878	0
None	1	10	63	180	1075		9	5	2		1	8		0	0	0	990874	0
None	1	10	243	180	1083	2235	9	5	2		1	8		0	0	0	990357	0
None	1	10	243	180	1084		9	5	2		1	8		0	0	0	990903	0
None	1	10	243	180	1074		9	5	2		1	8		0	0	0	990239	0
None	1	10	243	180	1074		9	5	2		1	8		0	0	0	990240	0
None	1	10	58	191	1056		2	5	2		1	2	101	0	0	0	990799	0
None	1	50	58	191	1056		2	5	2		1	2		0	0	0	990799	0
None	1	10	58	191	1056		2	5	2		1	2	101	0	0	0	990803	0
None	1	50	58	191	1056		2	5	2		1	2		0	0	0	990803	0
None	1	10	59	191	1180		1	5	2		1	1	101	0	0	0	990800	1815.57
None	1	50	59	191	1180		1	5	2		1	1		0	0	0	990800	0
None	1	10	59	191	1180		1	5	2		1	1	101	0	0	0	990801	54831.83
None	1	50	59	191	1180		1	5	2		1	1		0	0	0	990801	0
None	1	10	59	191	1180		1	5	2		1	1	101	0	0	0	990802	-14314.7
None	1	50	59	191	1180		1	5	2		1	1		0	0	0	990802	0
None	1	10	237	191	1056		2	5	2		1	2	101	0	0	0	990772	-267.77
None	1	50	237	191	1056		2	5	2		1	2		0	0	0	990772	0
None	1	10	238	191	1180		1	5	2		1	1	101	0	0	0	990771	-296.03

None	1	50	238	191	1180		1	5	2		1	1		0	0	0	990771	0
None	1	10	57	184	1056		2	5	2		1	2	100	0	0	0	990852	0
None	1	50	57	184	1056		2	5	2		1	2		0	0	0	990852	0
None	1	10	58	184	1056		2	5	2		1	2	100	0	0	0	990763	0
None	1	50	58	184	1056		2	5	2		1	2		0	0	0	990763	0
None	1	10	58	184	1056		2	5	2		1	2	100	0	0	0	990854	0
None	1	50	58	184	1056		2	5	2		1	2		0	0	0	990854	0
None	1	10	59	184	1180		1	5	2		1	1	100	0	0	0	990533	96523.33
None	1	50	59	184	1180		1	5	2		1	1		0	0	0	990533	0
None	1	10	59	184	1180		1	5	2		1	1	100	0	0	0	990684	0
None	1	50	59	184	1180		1	5	2		1	1		0	0	0	990684	0
None	1	10	59	184	1180		1	5	2		1	1	100	0	0	0	990848	152592.1
None	1	50	59	184	1180		1	5	2		1	1		0	0	0	990848	0
None	1	10	59	184	1180		1	5	2		1	1	100	0	0	0	990849	1064726
None	1	50	59	184	1180		1	5	2		1	1		0	0	0	990849	0
None	1	10	59	184	1180		1	5	2		1	1	100	0	0	0	990853	0
None	1	50	59	184	1180		1	5	2		1	1		0	0	0	990853	0
None	1	10	1219	184	1056		2	5	5		1	2	100	0	0	0	990747	29471.32
None	1	50	1219	184	1056		2	5	5		1	2		0	0	0	990747	0
None	1	10	62	184	1057		3	5	2		1	3	100	0	0	0	990535	7020.38
None	1	50	62	184	1057		3	5	2		1	3		0	0	0	990535	0
None	1	10	62	184	1057		3	5	2		1	3	100	0	0	0	990851	0
None	1	50	62	184	1057		3	5	2		1	3		0	0	0	990851	0
None	1	10	64	184	1057		3	5	2	100	1	3	100	0	0	0	990536	0
None	1	50	64	184	1057		3	5	2		1	3		0	0	0	990536	0
None	1	10	64	184	1057		3	5	2	100	1	3	100	0	0	0	990539	0
None	1	50	64	184	1057		3	5	2		1	3		0	0	0	990539	0
None	1	10	64	184	1057		3	5	2	100	1	3	100	0	0	0	990858	0
None	1	50	64	184	1057		3	5	2		1	3		0	0	0	990858	0
None	1	10	1087	184	1180		1	5	2		1	1	100	0	0	0	990685	0
None	1	10	1087	184	1180		1	5	2		1	1	100	0	0	0	990686	0
None	1	50	1087	184	1180		1	5	2		1	1		0	0	0	990686	0
None	1	10	236	184	1056		2	5	5		1	2	100	0	0	0	990748	0
None	1	50	236	184	1056		2	5	5		1	2		0	0	0	990748	0
None	1	10	237	184	1056		2	5	2		1	2	100	0	0	0	990855	0
None	1	50	237	184	1056		2	5	2		1	2		0	0	0	990855	0
None	1	10	237	184	1056		2	5	2		1	2	100	0	0	0	990856	0
None	1	50	237	184	1056		2	5	2		1	2		0	0	0	990856	0
None	1	10	237	184	1056		2	5	2		1	2	100	0	0	0	990857	0
None	1	50	237	184	1056		2	5	2		1	2		0	0	0	990857	0
None	1	10	238	184	1180		1	5	2		1	1	100	0	0	0	990761	0
None	1	50	238	184	1180		1	5	2		1	1		0	0	0	990761	0
None	1	10	238	184	1180		1	5	2		1	1	100	0	0	0	990838	0
None	1	50	238	184	1180		1	5	2		1	1		0	0	0	990838	0
None	1	10	238	184	1180		1	5	2		1	1	100	0	0	0	990839	0
None	1	50	238	184	1180		1	5	2		1	1		0	0	0	990839	0
None	1	10	238	184	1180		1	5	2		1	1	100	0	0	0	990840	0
None	1	50	238	184	1180		1	5	2		1	1		0	0	0	990840	0
None	1	10	238	184	1180		1	5	2		1	1	100	0	0	0	990841	0
None	1	50	238	184	1180		1	5	2		1	1		0	0	0	990841	0
None	1	10	238	184	1180		1	5	2		1	1	100	0	0	0	990842	0
None	1	50	238	184	1180		1	5	2		1	1		0	0	0	990842	0
None	1	10	238	184	1180		1	5	2		1	1	100	0	0	0	990850	56623.41
None	1	50	238	184	1180		1	5	2		1	1		0	0	0	990850	0
None	1	10	244	184	1057		3	5	2	100	1	3	100	0	0	0	990537	19827.19
None	1	50	244	184	1057		3	5	2		1	3		0	0	0	990537	0
None	1	10	244	184	1057		3	5	2	100	1	3	100	0	0	0	990538	2152.64
None	1	50	244	184	1057		3	5	2		1	3		0	0	0	990538	0
None	1	10	244	184	1057		3	5	2	100	1	3	100	0	0	0	990540	10660.98
None	1	50	244	184	1057		3	5	2		1	3		0	0	0	990540	0
None	1	10	58	94	1056		2	5	5		1	2		0	0	0	990740	0
None	1	20	58	94	1086		200	5	5		1	2		0	0	0	990740	0
None	1	10	59	94	1056		2	5	5		1	2		0	0	0	990534	0
None	1	20	59	94	1086		200	5	5		1	2		0	0	0	990534	0
None	1	10	59	94	1056		2	5	5		1	2		0	0	0	990741	0
None	1	20	59	94	1086		200	5	5		1	2		0	0	0	990741	0
None	1	10	61	94	1159	-1	0	5	2		1	10		0	0	0	990808	0
None	1	10	62	94	1075	2235	9	5	2		1	8		0	0	0	990532	0
None	1	10	63	94	1076	2235	9	5	2		1	8		0	0	0	990744	0
None	1	10	63	94	1077	2235	9	5	2		1	8		0	0	0	990742	0
None	1	10	63	94	1078	2235	9	5	2		1	8		0	0	0	990746	0
None	1	10	63	94	1079	2235	9	5	2		1	8		0	0	0	990745	0
None	1	10	63	94	1079		9	5	2		1	8		0	0	0	990762	0
None	1	10	63	94	1080	2235	9	5	2		1	8		0	0	0	990749	0
None	1	10	63	94	1081	2235	9	5	2		1	8		0	0	0	990860	0
None	1	10	63	94	1082	2235	9	5	2		1	8		0	0	0	990862	0
None	1	10	63	94	1084	2235	9	5	2		1	8		0	0	0	990859	0
None	1	10	63	94	1075	2235	9	5	2		1	8		0	0	0	990743	0
None	1	10	243	94	1082		9	5	2		1	8		0	0	0	990863	0
None	1	10	57	192	1056		2	5	2		1	2	101	0	0	0	990909	34832.53
None	1	50	57	192	1056		2	5	2		1	2		0	0	0	990909	0
None	1	10	58	192	1056		2	5	2		1	2	101	0	0	0	990541	0
None	1	50	58	192	1056		2	5	2		1	2		0	0	0	990541	0
None	1	10	58	192	1056		2	5	2		1	2	101	0	0	0	990542	0
None	1	50	58	192	1056		2	5	2		1	2		0	0	0	990542	0
None	1	10	58	192	1180		1	5	2		1	1	101	0	0	0	990546	0
None	1	50	58	192	1180		1	5	2		1	1		0	0	0	990546	0
None	1	10	58	192	1180		1	5	2		1	1	101	0	0	0	990547	0
None	1	50	58	192	1180		1	5	2		1	1		0	0	0	990547	0
None	1	10	58	192	1056		2	5	2		1	2	101	0	0	0	990794	0
None	1	50	58	192	1056		2	5	2		1	2		0	0	0	990794	0
None	1	10	58	192	1056		2	5	2		1	2	101	0	0	0	990797	0

None	1	50	58	192	1056		2	5	2		1	2		0	0	0	990797	0
None	1	10	58	192	1056		2	5	2		1	2	101	0	0	0	990798	0
None	1	50	58	192	1056		2	5	2		1	2		0	0	0	990798	0
None	1	10	59	192	1180		1	5	2		1	1	101	0	0	0	990543	285689.9
None	1	50	59	192	1180		1	5	2		1	1		0	0	0	990543	0
None	1	10	59	192	1180		1	5	2		1	1	101	0	0	0	990791	5315.68
None	1	50	59	192	1180		1	5	2		1	1		0	0	0	990791	0
None	1	10	59	192	1180		1	5	2		1	1	101	0	0	0	990795	534753.6
None	1	50	59	192	1180		1	5	2		1	1		0	0	0	990795	0
None	1	10	59	192	1180		1	5	2		1	1	101	0	0	0	990796	613108.2
None	1	50	59	192	1180		1	5	2		1	1		0	0	0	990796	0
None	1	10	59	192	1180		1	5	5	101	1	1	101	0	0	0	990910	24267.59
None	1	50	59	192	1180			5	5		1	1		0	0	0	990910	0
None	1	10	1219	192	1056		2	5	5		1	2	101	0	0	0	990793	310.49
None	1	50	1219	192	1056			5	5		1	2		0	0	0	990793	0
None	1	10	62	192	1057		3	5	2		1	3	101	0	0	0	990551	74640.91
None	1	50	62	192	1057		3	5	2		1	3		0	0	0	990551	0
None	1	10	62	192	1057		3	5	2		1	3	101	0	0	0	990907	0
None	1	50	62	192	1057		3	5	2		1	3		0	0	0	990907	0
None	1	10	65	192	1056		2	5	5	101	1	2	101	0	0	0	990908	0
None	1	50	65	192	1056			5	5		1	2		0	0	0	990908	0
None	1	10	236	192	1056		2	5	2		1	2	101	0	0	0	990905	246779.6
None	1	50	236	192	1056		2	5	2		1	2		0	0	0	990905	0
None	1	10	237	192	1056		2	5	2		1	2	101	0	0	0	990792	7108.43
None	1	50	237	192	1056		2	5	2		1	2		0	0	0	990792	0
None	1	10	237	192	1056		2	5	2		1	2	101	0	0	0	990906	851.95
None	1	50	237	192	1056		2	5	2		1	2		0	0	0	990906	0
None	1	10	237	192	1056		2	5	2		1	2	101	0	0	0	990912	494.07
None	1	50	237	192	1056		2	5	2		1	2		0	0	0	990912	0
None	1	10	238	192	1180		1	5	2		1	1	101	0	0	0	990790	157909.3
None	1	50	238	192	1180			5	2		1	1		0	0	0	990790	0
None	1	10	238	192	1180		1	5	2		1	1	101	0	0	0	990911	129763.2
None	1	50	238	192	1180		1	5	2		1	1		0	0	0	990911	0
None	1	10	241	192	1057		3	5	2		1	3	101	0	0	0	990810	0
None	1	50	241	192	1057		3	5	2		1	3		0	0	0	990810	0
None	1	10	242	192	1057		3	5	2		1	3	101	0	0	0	990548	7754.53
None	1	50	242	192	1057		3	5	2		1	3		0	0	0	990548	0
None	1	10	242	192	1057		3	5	2		1	3	101	0	0	0	990549	1931.52
None	1	50	242	192	1057		3	5	2		1	3		0	0	0	990549	0
None	1	10	242	192	1057		3	5	2		1	3	101	0	0	0	990550	6922.1
None	1	50	242	192	1057		3	5	2		1	3		0	0	0	990550	0
None	1	10	57	190	1056		2	5	2		1	2	100	0	0	0	990951	74374.97
None	1	50	57	190	1056		2	5	2		1	2		0	0	0	990951	0
None	1	10	58	190	1056		2	5	2		1	2	100	0	0	0	990952	0
None	1	50	58	190	1056		2	5	2		1	2		0	0	0	990952	0
None	1	10	58	190	1056		2	5	2		1	2	100	0	0	0	990953	0
None	1	50	58	190	1056		2	5	2		1	2		0	0	0	990953	0
None	1	10	58	190	1056		2	5	2		1	2	100	0	0	0	990954	0
None	1	50	58	190	1056		2	5	2		1	2		0	0	0	990954	0
None	1	10	59	190	1180		1	5	2		1	1	100	0	0	0	990252	40.27
None	1	50	59	190	1180		1	5	2		1	1		0	0	0	990252	0
None	1	10	59	190	1180		1	5	2		1	1	100	0	0	0	990544	76641.69
None	1	50	59	190	1180		1	5	2		1	1		0	0	0	990544	0
None	1	10	59	190	1180		1	5	2		1	1	100	0	0	0	990545	18916.14
None	1	50	59	190	1180		1	5	2		1	1		0	0	0	990545	0
None	1	10	59	190	1180		1	5	2		1	1	100	0	0	0	990751	9199.95
None	1	50	59	190	1180		1	5	2		1	1		0	0	0	990751	0
None	1	10	59	190	1180		1	5	2		1	1	100	0	0	0	990752	25982.99
None	1	50	59	190	1180		1	5	2		1	1		0	0	0	990752	0
None	1	10	59	190	1180		1	5	2		1	1	100	0	0	0	990955	314549.9
None	1	50	59	190	1180		1	5	2		1	1		0	0	0	990955	0
None	1	10	65	190	1056		2	5	5	100	1	2	100	0	0	0	990750	0
None	1	50	65	190	1056			5	5		1	2		0	0	0	990750	0
None	1	10	237	190	1056		2	5	2		1	2	100	0	0	0	990248	28.96
None	1	50	237	190	1056		2	5	2		1	2		0	0	0	990248	0
None	1	10	237	190	1056		2	5	2		1	2	100	0	0	0	990249	14.12
None	1	50	237	190	1056		2	5	2		1	2		0	0	0	990249	0
None	1	10	237	190	1056		2	5	2		1	2	100	0	0	0	990250	3.33
None	1	50	237	190	1056		2	5	2		1	2		0	0	0	990250	0
None	1	10	237	190	1056		2	5	2		1	2	100	0	0	0	990251	0.29
None	1	50	237	190	1056		2	5	2		1	2		0	0	0	990251	0
None	1	10	237	190	1056		2	5	2		1	2	100	0	0	0	990753	201.95
None	1	50	237	190	1056		2	5	2		1	2		0	0	0	990753	0
None	1	10	237	190	1056		2	5	2		1	2	100	0	0	0	990755	26.3
None	1	50	237	190	1056		2	5	2		1	2		0	0	0	990755	0
None	1	10	238	190	1180		1	5	2		1	1	100	0	0	0	990754	6076.7
None	1	50	238	190	1180		1	5	2		1	1		0	0	0	990754	0
None	1	10	238	190	1180		1	5	2		1	1	100	0	0	0	990756	0
None	1	50	238	190	1180		1	5	2		1	1		0	0	0	990756	0
None	1	10	238	190	1180		1	5	2		1	1	100	0	0	0	990757	17300.39
None	1	50	238	190	1180		1	5	2		1	1		0	0	0	990757	0
None	1	10	245	190	1056		2	5	5	100	1	2	100	0	0	0	990552	45741.51
None	1	50	245	190	1056			5	5		1	2		0	0	0	990552	0
None	1	10	58	95	1056		2	5	5		1	2		0	0	0	990244	0
None	1	20	58	95	1086		200	5	5		1	2		0	0	0	990244	0
None	1	10	61	95	1159	-1	0	5	2		1	10		0	0	0	990811	0
None	1	10	61	95	1057		3	5	5		1	3		0	0	0	990913	0
None	1	20	61	95	1175		200	5	5		1	3		0	0	0	990913	0
None	1	10	63	95	1077	2235	9	5	2		1	8		0	0	0	990861	0
None	1	10	63	95	1078	2235	9	5	2		1	8		0	0	0	990618	0
None	1	10	63	95	1079	2235	9	5	2		1	8		0	0	0	990619	0
None	1	10	63	95	1081	2235	9	5	2		1	8		0	0	0	990620	0

None	1	10	63	95	1073	2235	9	5	2	1	8		0	0	0	990891	0
None	1	10	63	95	1075	2235	9	5	2	1	8		0	0	0	990892	0
None	1	10	236	95	1056		2	5	5	1	2		0	0	0	990949	0
None	1	20	236	95	1086		200	5	5	1	2		0	0	0	990949	0
None	1	10	237	95	1056		2	5	5	1	2		0	0	0	990948	0
None	1	20	237	95	1086		200	5	5	1	2		0	0	0	990948	0
None	1	10	239	95	1159	-1	0	5	2	1	10		0	0	0	990812	0
None	1	10	240	95	1159		0	5	2	1	10		0	0	0	990247	0
None	1	10	1089	95	1159		0	5	2	1	10		0	0	0	990681	0
None	1	10	241	95	1057		3	5	5	1	3		0	0	0	990553	0
None	1	20	241	95	1175		200	5	5	1	3		0	0	0	990553	0
None	1	10	241	95	1057		3	5	5	1	3		0	0	0	990554	0
None	1	20	241	95	1175		200	5	5	1	3		0	0	0	990554	0
None	1	10	242	95	1057		3	5	2	1	3		0	0	0	990809	0
None	1	20	242	95	1175		200	5	2	1	3		0	0	0	990809	0
None	1	10	243	95	1074	2235	9	5	2	1	8		0	0	0	990245	0
None	1	10	243	95	1075	2235	9	5	2	1	8		0	0	0	990246	0
None	1	10	58	194	1056		2	5	2	1	2	101	0	0	0	990257	0
None	1	50	58	194	1056		2	5	2	1	2		0	0	0	990257	0
None	1	10	58	194	1056		2	5	2	1	2	101	0	0	0	990260	0
None	1	50	58	194	1056		2	5	2	1	2		0	0	0	990260	0
None	1	10	58	194	1056		2	5	2	1	2	101	0	0	0	990261	0
None	1	50	58	194	1056		2	5	2	1	2		0	0	0	990261	0
None	1	10	59	194	1180		1	5	2	1	1	101	0	0	0	990255	55987.24
None	1	50	59	194	1180		1	5	2	1	1		0	0	0	990255	0
None	1	10	59	194	1180		1	5	2	1	1	101	0	0	0	990258	707201.4
None	1	50	59	194	1180		1	5	2	1	1		0	0	0	990258	0
None	1	10	59	194	1180		1	5	2	1	1	101	0	0	0	990259	967242.1
None	1	50	59	194	1180		1	5	2	1	1		0	0	0	990259	0
None	1	10	59	194	1180		1	5	2	1	1	101	0	0	0	990555	94551.89
None	1	50	59	194	1180		1	5	2	1	1		0	0	0	990555	0
None	1	10	61	194	1057		3	5	2	1	3	101	0	0	0	990561	1413.92
None	1	50	61	194	1057		3	5	2	1	3		0	0	0	990561	0
None	1	10	61	194	1057		3	5	2	1	3	101	0	0	0	990807	-0.01
None	1	50	61	194	1057		3	5	2	1	3		0	0	0	990807	0
None	1	10	62	194	1057		3	5	2	1	3	101	0	0	0	990264	0
None	1	50	62	194	1057		3	5	2	1	3		0	0	0	990264	0
None	1	10	64	194	1057		3	5	2	1	3	101	0	0	0	990806	0
None	1	50	64	194	1057		3	5	2	1	3		0	0	0	990806	0
None	1	10	236	194	1056		2	5	2	1	2	101	0	0	0	990262	1105.92
None	1	50	236	194	1056		2	5	2	1	2		0	0	0	990262	0
None	1	10	237	194	1056		2	5	2	1	2	101	0	0	0	990256	4600.37
None	1	50	237	194	1056		2	5	2	1	2		0	0	0	990256	0
None	1	10	237	194	1056		2	5	2	1	2	101	0	0	0	990263	24604.1
None	1	50	237	194	1056		2	5	2	1	2		0	0	0	990263	0
None	1	10	237	194	1056		2	5	2	1	2	101	0	0	0	990266	15144.96
None	1	50	237	194	1056		2	5	2	1	2		0	0	0	990266	0
None	1	10	237	194	1056		2	5	2	1	2	101	0	0	0	990566	3380.62
None	1	50	237	194	1056		2	5	2	1	2		0	0	0	990566	0
None	1	10	238	194	1180		1	5	2	1	1	101	0	0	0	990254	28151.8
None	1	50	238	194	1180			5	2	1	1		0	0	0	990254	0
None	1	10	238	194	1180		1	5	2	1	1	101	0	0	0	990265	139734.4
None	1	50	238	194	1180		1	5	2	1	1		0	0	0	990265	0
None	1	10	238	194	1180		1	5	2	1	1	101	0	0	0	990556	5511.89
None	1	50	238	194	1180		1	5	2	1	1		0	0	0	990556	0
None	1	10	238	194	1180		1	5	2	1	1	101	0	0	0	990567	7705.87
None	1	50	238	194	1180		1	5	2	1	1		0	0	0	990567	0
None	1	10	238	194	1180		1	5	2	1	1	101	0	0	0	990571	1147.17
None	1	50	238	194	1180		1	5	2	1	1		0	0	0	990571	0
None	1	10	241	194	1057		3	5	2	1	3	101	0	0	0	990253	-4304.08
None	1	50	241	194	1057		3	5	2	1	3		0	0	0	990253	0
None	1	10	241	194	1057		3	5	2	1	3	101	0	0	0	990559	3073.5
None	1	50	241	194	1057		3	5	2	1	3		0	0	0	990559	0
None	1	10	241	194	1057		3	5	2	1	3	101	0	0	0	990560	2612.28
None	1	50	241	194	1057		3	5	2	1	3		0	0	0	990560	0
None	1	10	241	194	1057		3	5	2	1	3	101	0	0	0	990562	110488.9
None	1	50	241	194	1057		3	5	2	1	3		0	0	0	990562	0
None	1	10	242	194	1057		3	5	2	1	3	101	0	0	0	990563	4422.45
None	1	50	242	194	1057		3	5	2	1	3		0	0	0	990563	0
None	1	10	242	194	1057		3	5	2	1	3	101	0	0	0	990565	1524.81
None	1	50	242	194	1057		3	5	2	1	3		0	0	0	990565	0
None	1	10	242	194	1057		3	5	2	1	3	101	0	0	0	990570	10385.34
None	1	50	242	194	1057		3	5	2	1	3		0	0	0	990570	0
None	1	10	244	194	1057		3	5	2	1	3	101	0	0	0	990564	24864.04
None	1	50	244	194	1057		3	5	2	1	3		0	0	0	990564	0
None	1	10	244	194	1057		3	5	2	1	3	101	0	0	0	990568	2782.61
None	1	50	244	194	1057		3	5	2	1	3		0	0	0	990568	0
None	1	10	244	194	1057		3	5	2	1	3	101	0	0	0	990569	1010.1
None	1	50	244	194	1057		3	5	2	1	3		0	0	0	990569	0
None	1	10	244	194	1057		3	5	2	1	3	101	0	0	0	990572	17625.42
None	1	50	244	194	1057		3	5	2	1	3		0	0	0	990572	0
None	1	10	244	194	1057		3	5	2	1	3	101	0	0	0	990974	6284.62
None	1	50	244	194	1057		3	5	2	1	3		0	0	0	990974	0
None	1	10	244	194	1057		3	5	2	1	3	101	0	0	0	990976	4564.05
None	1	50	244	194	1057		3	5	2	1	3		0	0	0	990976	0
None	1	10	57	199	1056		2	5	2	1	2	100	0	0	0	990557	4103.38
None	1	50	57	199	1056		2	5	2	1	2		0	0	0	990557	0
None	1	10	57	199	1056		2	5	2	1	2	100	0	0	0	990785	65718.59
None	1	50	57	199	1056		2	5	2	1	2		0	0	0	990785	0
None	1	10	58	199	1056		2	5	2	1	2	100	0	0	0	990777	0
None	1	50	58	199	1056		2	5	2	1	2		0	0	0	990777	0
None	1	10	58	199	1056		2	5	2	1	2	100	0	0	0	990780	0

None	1	50	58	199	1056		2	5	2		1	2		0	0	0	990780	0
None	1	10	58	199	1056		2	5	2		1	2	100	0	0	0	990781	0
None	1	50	58	199	1056		2	5	2		1	2		0	0	0	990781	0
None	1	10	59	199	1180		1	5	2		1	1	100	0	0	0	990775	10600.87
None	1	50	59	199	1180		1	5	2		1	1		0	0	0	990775	0
None	1	10	59	199	1180		1	5	2		1	1	100	0	0	0	990778	198125
None	1	50	59	199	1180		1	5	2		1	1		0	0	0	990778	0
None	1	10	59	199	1180		1	5	2		1	1	100	0	0	0	990779	98396.34
None	1	50	59	199	1180		1	5	2		1	1		0	0	0	990779	0
None	1	10	61	199	1057		3	5	2		1	3	100	0	0	0	990805	3352.14
None	1	50	61	199	1057		3	5	2		1	3		0	0	0	990805	0
None	1	10	62	199	1057		3	5	2		1	3	100	0	0	0	990783	0
None	1	50	62	199	1057		3	5	2		1	3		0	0	0	990783	0
None	1	10	64	199	1057		3	5	2	100	1	3	100	0	0	0	990804	0
None	1	50	64	199	1057		3	5	2		1	3		0	0	0	990804	0
None	1	10	65	199	1056		2	5	5	101	1	2	100	0	0	0	990784	1336.28
None	1	50	65	199	1056			5	5		1	2		0	0	0	990784	0
None	1	10	236	199	1056		2	5	2		1	2	100	0	0	0	990558	601.33
None	1	50	236	199	1056		2	5	2		1	2		0	0	0	990558	0
None	1	10	237	199	1056		2	5	2		1	2	100	0	0	0	990776	1109.17
None	1	50	237	199	1056		2	5	2		1	2		0	0	0	990776	0
None	1	10	237	199	1056		2	5	2		1	2	100	0	0	0	990782	21809.45
None	1	50	237	199	1056		2	5	2		1	2		0	0	0	990782	0
None	1	10	237	199	1056		2	5	2		1	2	100	0	0	0	990787	4709.01
None	1	50	237	199	1056		2	5	2		1	2		0	0	0	990787	0
None	1	10	238	199	1180		1	5	2		1	1	100	0	0	0	990774	33569.81
None	1	50	238	199	1180			5	2		1	1		0	0	0	990774	0
None	1	10	238	199	1180		1	5	2		1	1	100	0	0	0	990786	2553.82
None	1	50	238	199	1180		1	5	2		1	1		0	0	0	990786	0
None	1	10	239	199	1057		3	5	2		1	3	100	0	0	0	990977	0
None	1	50	239	199	1057		3	5	2		1	3		0	0	0	990977	0
None	1	10	241	199	1057		3	5	2		1	3	100	0	0	0	990773	2507.17
None	1	50	241	199	1057		3	5	2		1	3		0	0	0	990773	0
None	1	10	244	199	1057		3	5	2	100	1	3	100	0	0	0	990573	4850.07
None	1	50	244	199	1057		3	5	2		1	3		0	0	0	990573	0
None	1	10	244	199	1057		3	5	2	100	1	3	100	0	0	0	990975	3081.03
None	1	50	244	199	1057		3	5	2		1	3		0	0	0	990975	0
None	1	10	62	141	1057		3	5	5		1	3		0	0	0	990945	0
None	1	20	62	141	1175		200	5	5		1	3		0	0	0	990945	0
None	1	10	63	141	1076		9	5	2		1	8		0	0	0	990789	0
None	1	10	63	141	1078		9	5	2		1	8		0	0	0	990950	0
None	1	10	63	141	1082	2235	9	5	2		1	8		0	0	0	990760	0
None	1	10	63	141	1075		9	5	2		1	8		0	0	0	990788	0
None	1	10	243	141	1082	2235	9	5	2		1	8		0	0	0	990979	0
None	1	10	243	141	1083	2235	9	5	2		1	8		0	0	0	990978	0
None	1	10	243	141	1074	2235	9	5	2		1	8		0	0	0	990946	0
None	1	10	243	141	1075	2235	9	5	2		1	8		0	0	0	990947	0
None	1	10	57	197	1056		2	5	2		1	2	100	0	0	0	990967	4134.17
None	1	50	57	197	1056		2	5	2		1	2		0	0	0	990967	0
None	1	10	58	197	1056		2	5	2		1	2	100	0	0	0	990960	0
None	1	50	58	197	1056		2	5	2		1	2		0	0	0	990960	0
None	1	10	58	197	1056		2	5	2		1	2	100	0	0	0	990963	0
None	1	50	58	197	1056		2	5	2		1	2		0	0	0	990963	0
None	1	10	58	197	1056		2	5	2		1	2	100	0	0	0	990964	0
None	1	50	58	197	1056		2	5	2		1	2		0	0	0	990964	0
None	1	10	59	197	1180		1	5	2		1	1	100	0	0	0	990958	37783.01
None	1	50	59	197	1180		1	5	2		1	1		0	0	0	990958	0
None	1	10	59	197	1180		1	5	2		1	1	100	0	0	0	990961	513820.6
None	1	50	59	197	1180		1	5	2		1	1		0	0	0	990961	0
None	1	10	59	197	1180		1	5	2		1	1	100	0	0	0	990962	219378.7
None	1	50	59	197	1180		1	5	2		1	1		0	0	0	990962	0
None	1	10	59	197	1180		1	5	2		1	1	100	0	0	0	990980	35275.49
None	1	50	59	197	1180		1	5	2		1	1		0	0	0	990980	0
None	1	10	61	197	1057		3	5	2		1	3	100	0	0	0	990970	0
None	1	50	61	197	1057		3	5	2		1	3		0	0	0	990970	0
None	1	10	62	197	1057		3	5	2		1	3	100	0	0	0	990966	0
None	1	50	62	197	1057		3	5	2		1	3		0	0	0	990966	0
None	1	10	237	197	1056		2	5	2		1	2	100	0	0	0	990959	2619434
None	1	50	237	197	1056		2	5	2		1	2		0	0	0	990959	0
None	1	10	237	197	1056		2	5	2		1	2	100	0	0	0	990965	12420.89
None	1	50	237	197	1056		2	5	2		1	2		0	0	0	990965	0
None	1	10	237	197	1056		2	5	2		1	2	100	0	0	0	990969	184509.8
None	1	50	237	197	1056		2	5	2		1	2		0	0	0	990969	0
None	1	10	238	197	1180		1	5	2		1	1	100	0	0	0	990957	8533604
None	1	50	238	197	1180		1	5	2		1	1		0	0	0	990957	0
None	1	10	238	197	1180		1	5	2		1	1	100	0	0	0	990968	179083.5
None	1	50	238	197	1180		1	5	2		1	1		0	0	0	990968	0
None	1	10	241	197	1057		3	5	2	100	1	3	100	0	0	0	990628	0
None	1	50	241	197	1057		3	5	2		1	3		0	0	0	990628	0
None	1	10	241	197	1057		3	5	2		1	3	100	0	0	0	990956	0
None	1	50	241	197	1057		3	5	2		1	3		0	0	0	990956	0
None	1	10	241	197	1057		3	5	2		1	3	100	0	0	0	990984	0
None	1	50	241	197	1057		3	5	2		1	3		0	0	0	990984	0
None	1	10	242	197	1057		3	5	2		1	3	100	0	0	0	990629	10973.26
None	1	50	242	197	1057		3	5	2		1	3		0	0	0	990629	0
None	1	10	242	197	1057		3	5	2		1	3	100	0	0	0	990630	502994.6
None	1	50	242	197	1057		3	5	2		1	3		0	0	0	990630	0
None	1	10	242	197	1057		3	5	2		1	3	100	0	0	0	990981	9609.79
None	1	50	242	197	1057		3	5	2		1	3		0	0	0	990981	0
None	1	10	244	197	1057		3	5	2	100	1	3	100	0	0	0	990986	8271.07
None	1	50	244	197	1057		3	5	2		1	3		0	0	0	990986	0
None	1	10	244	197	1057		3	5	2	100	1	3	100	0	0	0	990987	4793.64

None	1	50	244	197	1057		3	5	2		1	3		0	0	0	990987		0
None	1	10	59	142	1180		1	5	5		1	1		0	0	0	991026		0
None	1	10	63	142	1076		9	5	2		1	8		0	0	0	990972		0
None	1	10	63	142	1078		9	5	2		1	8		0	0	0	991030		0
None	1	10	63	142	1081	2235	9	5	2		1	8		0	0	0	990625		0
None	1	10	63	142	1082	2235	9	5	2		1	8		0	0	0	990973		0
None	1	10	63	142	1073	2235	9	5	2		1	8		0	0	0	990622		0
None	1	10	63	142	1073	2235	9	5	2		1	8		0	0	0	990623		0
None	1	10	63	142	1074	2235	9	5	2		1	8		0	0	0	991029		0
None	1	10	63	142	1075	2235	9	5	2		1	8		0	0	0	990621		0
None	1	10	63	142	1075		9	5	2		1	8		0	0	0	990971		0
None	1	10	243	142	1081	2235	9	5	2		1	8		0	0	0	990983		0
None	1	10	243	142	1084	2235	9	5	2		1	8		0	0	0	990400		0
None	1	10	243	142	1084	2235	9	5	2		1	8		0	0	0	990982		0
None	1	10	243	142	1074		9	5	2		1	8		0	0	0	990624		0
None	1	10	243	142	1074	2235	9	5	2		1	8		0	0	0	990626		0
None	1	10	243	142	1074	2235	9	5	2		1	8		0	0	0	990985		0
None	1	10	243	142	1074	2235	9	5	2		1	8		0	0	0	991027		0
None	1	10	243	142	1075		9	5	2		1	8		0	0	0	990627		0
None	1	10	243	142	1075	2235	9	5	2		1	8		0	0	0	991028		0
None	1	10	58	201	1056			5	5		1	2	100	0	0	0	990512		0
None	1	50	58	201	1056			5	5		1	2		0	0	0	990512		0
None	1	10	58	201	1056			5	5		1	2	100	0	0	0	990525		0
None	1	50	58	201	1056			5	5		1	2		0	0	0	990525		0
None	1	10	58	201	1056			5	5		1	2	100	0	0	0	990527		0
None	1	50	58	201	1056			5	5		1	2		0	0	0	990527		0
None	1	10	58	201	1056			5	5		1	2	100	0	0	0	990988		0
None	1	50	58	201	1056			5	5		1	2		0	0	0	990988		0
None	1	10	58	201	1056			5	5		1	2	100	0	0	0	990989		0
None	1	50	58	201	1056			5	5		1	2		0	0	0	990989		0
None	1	10	58	201	1180			5	5		1	1	100	0	0	0	990992		0
None	1	50	58	201	1180			5	5		1	1		0	0	0	990992		0
None	1	10	58	201	1056			5	5		1	2	100	0	0	0	991004		0
None	1	50	58	201	1056			5	5		1	2		0	0	0	991004		0
None	1	10	59	201	1180			5	5		1	1	100	0	0	0	990513		10377.5
None	1	50	59	201	1180			5	5		1	1		0	0	0	990513		0
None	1	10	59	201	1056			5	5		1	2	100	0	0	0	990516		93912.58
None	1	50	59	201	1056			5	5		1	2		0	0	0	990516		0
None	1	10	59	201	1180			5	5		1	1	100	0	0	0	990519		373336.7
None	1	50	59	201	1180			5	5		1	1		0	0	0	990519		0
None	1	10	59	201	1056			5	5		1	2	100	0	0	0	990990		12953.86
None	1	50	59	201	1056			5	5		1	2		0	0	0	990990		0
None	1	10	59	201	1056			5	5		1	2	100	0	0	0	990991		4339.69
None	1	50	59	201	1056			5	5		1	2		0	0	0	990991		0
None	1	10	61	201	1057			5	5		1	3	100	0	0	0	990520		2851.93
None	1	50	61	201	1057			5	5		1	3		0	0	0	990520		0
None	1	10	62	201	1057			5	5		1	3	100	0	0	0	990526		0
None	1	50	62	201	1057			5	5		1	3		0	0	0	990526		0
None	1	10	62	201	1057			5	5		1	3	100	0	0	0	990996		11113
None	1	50	62	201	1057			5	5		1	3		0	0	0	990996		0
None	1	10	63	201	1057			5	5		1	3	100	0	0	0	991345		16040.48
None	1	50	63	201	1057			5	5		1	3		0	0	0	991345		0
None	1	10	1308	201	1057			5	5		1	3	100	0	0	0	991289		0
None	1	50	1308	201	1057			5	5		1	3		0	0	0	991289		0
None	1	10	64	201	1057			5	5		1	3	100	0	0	0	990528		0
None	1	50	64	201	1057			5	5		1	3		0	0	0	990528		0
None	1	10	65	201	1056		2	5	5	101	1	2	100	0	0	0	990631		2000.15
None	1	50	65	201	1056		2	5	5		1	2		0	0	0	990631		0
None	1	10	236	201	1056			5	5		1	2	100	0	0	0	990523		8780.1
None	1	50	236	201	1056			5	5		1	2		0	0	0	990523		0
None	1	10	237	201	1056			5	5		1	2	100	0	0	0	990514		153776.3
None	1	50	237	201	1056			5	5		1	2		0	0	0	990514		0
None	1	10	237	201	1056			5	5		1	2	100	0	0	0	990517		38278.38
None	1	50	237	201	1056			5	5		1	2		0	0	0	990517		0
None	1	10	237	201	1056			5	5		1	2	100	0	0	0	990522		13562.78
None	1	50	237	201	1056			5	5		1	2		0	0	0	990522		0
None	1	10	237	201	1056			5	5		1	2	100	0	0	0	991005		8973.86
None	1	50	237	201	1056			5	5		1	2		0	0	0	991005		0
None	1	10	238	201	1180			5	5		1	1	100	0	0	0	990518		692.69
None	1	50	238	201	1180			5	5		1	1		0	0	0	990518		0
None	1	10	238	201	1180			5	5		1	1	100	0	0	0	990521		66056.81
None	1	50	238	201	1180			5	5		1	1		0	0	0	990521		0
None	1	10	238	201	1180			5	5		1	1	100	0	0	0	990524		1651766
None	1	50	238	201	1180			5	5		1	1		0	0	0	990524		0
None	1	10	241	201	1057			5	5		1	3	100	0	0	0	990515		6042.7
None	1	50	241	201	1057			5	5		1	3		0	0	0	990515		0
None	1	10	241	201	1057		3	5	2		1	3	100	0	0	0	990739		8512.9
None	1	50	241	201	1057		3	5	2		1	3		0	0	0	990739		0
None	1	10	241	201	1057			5	5		1	3	100	0	0	0	991006		1522.65
None	1	50	241	201	1057			5	5		1	3		0	0	0	991006		0
None	1	10	242	201	1057			5	5		1	3	100	0	0	0	990529		15720.66
None	1	50	242	201	1057			5	5		1	3		0	0	0	990529		0
None	1	10	242	201	1056		2	5	2		1	2	100	0	0	0	990632		1787.33
None	1	50	242	201	1056		2	5	2		1	2		0	0	0	990632		0
None	1	10	242	201	1057			5	5		1	3	100	0	0	0	990993		10222.68
None	1	50	242	201	1057			5	5		1	3		0	0	0	990993		0
None	1	10	242	201	1057			5	5		1	3	100	0	0	0	990994		6848.7
None	1	50	242	201	1057			5	5		1	3		0	0	0	990994		0
None	1	10	242	201	1057			5	5		1	3	100	0	0	0	990995		13223.73
None	1	50	242	201	1057			5	5		1	3		0	0	0	990995		0
None	1	10	242	201	1057			5	5		1	3	100	0	0	0	990997		8515.07
None	1	50	242	201	1057			5	5		1	3		0	0	0	990997		0

None	1	10	242	201	1057			5	5		1	3	100	0	0	0	990998	5120.82
None	1	50	242	201	1057			5	5		1	3		0	0	0	990998	0
None	1	10	242	201	1057			5	5		1	3	100	0	0	0	990999	3832.08
None	1	50	242	201	1057			5	5		1	3		0	0	0	990999	0
None	1	10	244	201	1057			5	5		1	3	100	0	0	0	991007	4351.34
None	1	50	244	201	1057			5	5		1	3		0	0	0	991007	0
None	1	10	244	201	1057			5	5		1	3	100	0	0	0	991008	1302.96
None	1	50	244	201	1057			5	5		1	3		0	0	0	991008	0
None	1	10	244	201	1057			5	5		1	3	100	0	0	0	991009	5322.01
None	1	50	244	201	1057			5	5		1	3		0	0	0	991009	0
None	1	10	58	143	1056			5	5		1	2		0	0	0	990341	0
None	1	20	58	143	1086		200	5	5		1	2		0	0	0	990341	0
None	1	10	58	143	1056			5	5		1	2		0	0	0	990345	0
None	1	20	58	143	1086		200	5	5		1	2		0	0	0	990345	0
None	1	10	58	143	1056			5	5		1	2		0	0	0	990347	0
None	1	20	58	143	1086		200	5	5		1	2		0	0	0	990347	0
None	1	10	58	143	1056			5	5		1	2		0	0	0	990845	0
None	1	20	58	143	1086		200	5	5		1	2		0	0	0	990845	0
None	1	10	59	143	1180			5	5		1	1		0	0	0	990344	0
None	1	10	59	143	1180			5	5		1	1		0	0	0	990346	0
None	1	10	62	143	1057			5	5		1	3		0	0	0	990390	0
None	1	20	62	143	1175		200	5	5		1	3		0	0	0	990390	0
None	1	10	63	143	1075	2235	9	5	2		1	8		0	0	0	990392	0
None	1	10	63	143	1076	2235	9	5	2		1	8		0	0	0	990393	0
None	1	10	63	143	1077	2235	9	5	2		1	8		0	0	0	990394	0
None	1	10	63	143	1078	2235	9	5	2		1	8		0	0	0	990385	0
None	1	10	63	143	1079	2235	9	5	2		1	8		0	0	0	990395	0
None	1	10	63	143	1081	2235	9	5	2		1	8		0	0	0	990386	0
None	1	10	63	143	1082	2235	9	5	2		1	8		0	0	0	990384	0
None	1	10	63	143	1083	2235	9	5	2		1	8		0	0	0	990349	0
None	1	10	63	143	1084	2235	9	5	2		1	8		0	0	0	990350	0
None	1	10	64	143	1057			5	5		1	3		0	0	0	990339	0
None	1	20	64	143	1175		200	5	5		1	3		0	0	0	990339	0
None	1	10	237	143	1056			5	5		1	2		0	0	0	990343	0
None	1	20	237	143	1086		200	5	5		1	2		0	0	0	990343	0
None	1	10	237	143	1056			5	5		1	2		0	0	0	990348	0
None	1	20	237	143	1086		200	5	5		1	2		0	0	0	990348	0
None	1	10	237	143	1056			5	5		1	2		0	0	0	990846	0
None	1	20	237	143	1086		200	5	5		1	2		0	0	0	990846	0
None	1	10	238	143	1180			5	5		1	1		0	0	0	990342	0
None	1	10	238	143	1180			5	5		1	1		0	0	0	990530	0
None	1	10	238	143	1180			5	5		1	1		0	0	0	990847	0
None	1	10	241	143	1057			5	5		1	3		0	0	0	990340	0
None	1	20	241	143	1175		200	5	5		1	3		0	0	0	990340	0
None	1	10	241	143	1057		3	5	2		1	3		0	0	0	990391	0
None	1	20	241	143	1175		200	5	2		1	3		0	0	0	990391	0
None	1	10	242	143	1057			5	5		1	3		0	0	0	990844	0
None	1	20	242	143	1175		200	5	5		1	3		0	0	0	990844	0
None	1	10	242	143	1083	2235	9	5	2		1	8		0	0	0	991003	0
None	1	10	243	143	1081	2235	9	5	2		1	8		0	0	0	991000	0
None	1	10	243	143	1081	2235	9	5	2		1	8		0	0	0	991001	0
None	1	10	243	143	1081	2235	9	5	2		1	8		0	0	0	991002	0
None	1	10	243	143	1083	2235	9	5	2		1	8		0	0	0	990387	0
None	1	10	243	143	1083	2235	9	5	2		1	8		0	0	0	990389	0
None	1	10	243	143	1084	2235	9	5	2		1	8		0	0	0	990388	0
None	1	10	57	202	1056		2	5	5	101	1	2	100	0	0	0	990764	9315.75
None	1	50	57	202	1056			5	5		1	2		0	0	0	990764	0
None	1	10	58	202	1056			5	5		1	2	100	0	0	0	991010	4777.09
None	1	50	58	202	1056			5	5		1	2		0	0	0	991010	0
None	1	10	58	202	1180			5	5		1	1	100	0	0	0	991013	13966.19
None	1	50	58	202	1180			5	5		1	1		0	0	0	991013	0
None	1	10	58	202	1056			5	5		1	2	100	0	0	0	991084	753.67
None	1	50	58	202	1056			5	5		1	2		0	0	0	991084	0
None	1	10	58	202	1056			5	5		1	2	100	0	0	0	991086	2697.23
None	1	50	58	202	1056			5	5		1	2		0	0	0	991086	0
None	1	10	58	202	1056			5	5		1	2	100	0	0	0	991088	186.53
None	1	50	58	202	1056			5	5		1	2		0	0	0	991088	0
None	1	10	58	202	1056			5	5		1	2	100	0	0	0	991093	44073.72
None	1	50	58	202	1056			5	5		1	2		0	0	0	991093	0
None	1	10	58	202	1056			5	5		1	2	100	0	0	0	991104	706184.5
None	1	50	58	202	1056			5	5		1	2		0	0	0	991104	0
None	1	10	58	202	1056			5	5		1	2	100	0	0	0	991106	102592.2
None	1	50	58	202	1056			5	5		1	2		0	0	0	991106	0
None	1	10	59	202	1056			5	5		1	2	100	0	0	0	991011	307186.4
None	1	50	59	202	1056			5	5		1	2		0	0	0	991011	0
None	1	10	59	202	1056			5	5		1	2	100	0	0	0	991012	63117.19
None	1	50	59	202	1056			5	5		1	2		0	0	0	991012	0
None	1	10	59	202	1180			5	5		1	1	100	0	0	0	991094	73374.83
None	1	50	59	202	1180			5	5		1	1		0	0	0	991094	0
None	1	10	59	202	1056			5	5		1	2	100	0	0	0	991097	1468724
None	1	50	59	202	1056			5	5		1	2		0	0	0	991097	0
None	1	10	59	202	1180			5	5		1	1	100	0	0	0	991099	239774.7
None	1	50	59	202	1180			5	5		1	1		0	0	0	991099	0
None	1	10	61	202	1057			5	5		1	3	100	0	0	0	991100	115.92
None	1	50	61	202	1057			5	5		1	3		0	0	0	991100	0
None	1	10	61	202	1057			5	5		1	3	100	0	0	0	991113	288.21
None	1	50	61	202	1057			5	5		1	3		0	0	0	991113	0
None	1	10	62	202	1057			5	5		1	3	100	0	0	0	991105	0
None	1	50	62	202	1057			5	5		1	3		0	0	0	991105	0
None	1	10	63	202	1057			5	5		1	3	100	0	0	0	991342	2272.99
None	1	50	63	202	1057			5	5		1	3		0	0	0	991342	0
None	1	10	63	202	1057			5	5		1	3	100	0	0	0	991344	0

None	1	50	63	202	1057			5	5	1	3		0	0	0	991344		0
None	1	10	1308	202	1057			5	5	1	3	100	0	0	0	991287		0
None	1	50	1308	202	1057			5	5	1	3		0	0	0	991287		0
None	1	10	1308	202	1057			5	5	1	3	100	0	0	0	991311		0
None	1	50	1308	202	1057			5	5	1	3		0	0	0	991311		0
None	1	10	64	202	1057			5	5	1	3	100	0	0	0	991107		0
None	1	50	64	202	1057			5	5	1	3		0	0	0	991107		0
None	1	10	64	202	1057			5	5	1	3	100	0	0	0	991114		0
None	1	50	64	202	1057			5	5	1	3		0	0	0	991114		0
None	1	10	237	202	1056			5	5	1	2	100	0	0	0	991085		445.11
None	1	50	237	202	1056			5	5	1	2		0	0	0	991085		0
None	1	10	237	202	1056			5	5	1	2	100	0	0	0	991087		1898.33
None	1	50	237	202	1056			5	5	1	2		0	0	0	991087		0
None	1	10	237	202	1056			5	5	1	2	100	0	0	0	991095		9029.04
None	1	50	237	202	1056			5	5	1	2		0	0	0	991095		0
None	1	10	237	202	1056			5	5	1	2	100	0	0	0	991098		19114.27
None	1	50	237	202	1056			5	5	1	2		0	0	0	991098		0
None	1	10	237	202	1056			5	5	1	2	100	0	0	0	991102		4353.09
None	1	50	237	202	1056			5	5	1	2		0	0	0	991102		0
None	1	10	238	202	1180			5	5	1	1	100	0	0	0	991101		1978.22
None	1	50	238	202	1180			5	5	1	1		0	0	0	991101		0
None	1	10	238	202	1180			5	5	1	1	100	0	0	0	991103		269475.8
None	1	50	238	202	1180			5	5	1	1		0	0	0	991103		0
None	1	10	241	202	1057			5	5	1	3	100	0	0	0	991096		1289.02
None	1	50	241	202	1057			5	5	1	3		0	0	0	991096		0
None	1	10	242	202	1057			5	5	1	3	100	0	0	0	991083		2662.66
None	1	50	242	202	1057			5	5	1	3		0	0	0	991083		0
None	1	10	242	202	1056		2	5	2	1	2	100	0	0	0	991092		-560.5
None	1	50	242	202	1056		2	5	2	1	2		0	0	0	991092		0
None	1	10	242	202	1057			5	5	1	3	100	0	0	0	991108		255.06
None	1	50	242	202	1057			5	5	1	3		0	0	0	991108		0
None	1	10	242	202	1057			5	5	1	3	100	0	0	0	991110		960.39
None	1	50	242	202	1057			5	5	1	3		0	0	0	991110		0
None	1	10	242	202	1057			5	5	1	3	100	0	0	0	991112		761.22
None	1	50	242	202	1057			5	5	1	3		0	0	0	991112		0
None	1	10	244	202	1057			5	5	1	3	100	0	0	0	991089		26180.84
None	1	50	244	202	1057			5	5	1	3		0	0	0	991089		0
None	1	10	244	202	1057			5	5	1	3	100	0	0	0	991090		15829.71
None	1	50	244	202	1057			5	5	1	3		0	0	0	991090		0
None	1	10	244	202	1057			5	5	1	3	100	0	0	0	991091		7816.73
None	1	50	244	202	1057			5	5	1	3		0	0	0	991091		0
None	1	10	244	202	1057			5	5	1	3	100	0	0	0	991109		5073.8
None	1	50	244	202	1057			5	5	1	3		0	0	0	991109		0
None	1	10	244	202	1057			5	5	1	3	100	0	0	0	991111		2368.23
None	1	50	244	202	1057			5	5	1	3		0	0	0	991111		0
None	1	10	63	144	1077	2235	9	5	2	1	8		0	0	0	990305		0
None	1	10	63	144	1078	2235	9	5	2	1	8		0	0	0	990306		0
None	1	10	63	144	1079	2235	9	5	2	1	8		0	0	0	990731		0
None	1	10	63	144	1080	2235	9	5	2	1	8		0	0	0	990307		0
None	1	10	63	144	1080	2235	9	5	2	1	8		0	0	0	990732		0
None	1	10	63	144	1081	2235	9	5	2	1	8		0	0	0	990308		0
None	1	10	63	144	1081	2235	9	5	2	1	8		0	0	0	990736		0
None	1	10	63	144	1082	2235	9	5	2	1	8		0	0	0	990735		0
None	1	10	63	144	1083	2235	9	5	2	1	8		0	0	0	990733		0
None	1	10	63	144	1084		9	5	2	1	8		0	0	0	990730		0
None	1	10	63	144	1084	2235	9	5	2	1	8		0	0	0	990734		0
None	1	10	243	144	1077	2235	9	5	2	1	8		0	0	0	991316		0
None	1	10	243	144	1078	2235	9	5	2	1	8		0	0	0	991295		0
None	1	10	243	144	1079	2235	9	5	2	1	8		0	0	0	991306		0
None	1	10	243	144	1080	2235	9	5	2	1	8		0	0	0	991273		0
None	1	10	243	144	1080	2235	9	5	2	1	8		0	0	0	991301		0
None	1	10	243	144	1082	2235	9	5	2	1	8		0	0	0	991307		0
None	1	10	243	144	1083	2235	9	5	2	1	8		0	0	0	990737		0
None	1	10	243	144	1084	2235	9	5	2	1	8		0	0	0	990738		0
None	1	10	243	144	1084	2235	9	5	2	1	8		0	0	0	991014		0
None	1	10	243	144	1084	2235	9	5	2	1	8		0	0	0	991015		0
None	1	10	243	144	1084	2235	9	5	2	1	8		0	0	0	991016		0
None	1	10	243	144	1084	2235	9	5	2	1	8		0	0	0	991017		0
None	1	10	243	144	1084	2235	9	5	2	1	8		0	0	0	991018		0
None	1	10	243	144	1084	2235	9	5	2	1	8		0	0	0	991082		0
None	1	10	58	206	1056			5	5	1	2	100	0	0	0	990726		259383.4
None	1	50	58	206	1056			5	5	1	2		0	0	0	990726		0
None	1	10	58	206	1056			5	5	1	2	100	0	0	0	991221		97217.99
None	1	50	58	206	1056			5	5	1	2		0	0	0	991221		0
None	1	10	58	206	1056			5	5	1	2	100	0	0	0	991261		20964.95
None	1	50	58	206	1056			5	5	1	2		0	0	0	991261		0
None	1	10	58	206	1056			5	5	1	2	100	0	0	0	991264		3234.66
None	1	50	58	206	1056			5	5	1	2		0	0	0	991264		0
None	1	10	58	206	1056			5	5	1	2	100	0	0	0	991268		986997.2
None	1	50	58	206	1056			5	5	1	2		0	0	0	991268		0
None	1	10	58	206	1370			5	5	1	1	100	0	0	0	991275		0
None	1	50	58	206	1370			5	5	1	1		0	0	0	991275		0
None	1	10	58	206	1370			5	5	1	1	100	0	0	0	991288		0
None	1	50	58	206	1370			5	5	1	1		0	0	0	991288		0
None	1	10	58	206	1371			5	5	1	1	100	0	0	0	991293		0
None	1	50	58	206	1371			5	5	1	1		0	0	0	991293		0
None	1	10	58	206	1372			5	5	1	1	100	0	0	0	991282		0
None	1	50	58	206	1372			5	5	1	1		0	0	0	991282		0
None	1	10	58	206	1372			5	5	1	1	100	0	0	0	991318		0
None	1	50	58	206	1372			5	5	1	1		0	0	0	991318		0
None	1	10	58	206	1373			5	5	1	1	100	0	0	0	991283		0
None	1	50	58	206	1373			5	5	1	1		0	0	0	991283		0

None	1	10	58	206	1373	5	5	1	1		0	0	0	991309		0
None	1	50	58	206	1373	5	5	1	1		0	0	0	991309		0
None	1	10	58	206	1374	5	5	1	1	100	0	0	0	991292		0
None	1	50	58	206	1374	5	5	1	1		0	0	0	991292		0
None	1	10	58	206	1374	5	5	1	1	100	0	0	0	991297		0
None	1	50	58	206	1374	5	5	1	1		0	0	0	991297		0
None	1	10	58	206	1374	5	5	1	1	100	0	0	0	991302		0
None	1	50	58	206	1374	5	5	1	1		0	0	0	991302		0
None	1	10	58	206	1376	5	5	1	1	100	0	0	0	991296		0
None	1	50	58	206	1376	5	5	1	1		0	0	0	991296		0
None	1	10	58	206	1377	5	5	1	1	100	0	0	0	991313		0
None	1	50	58	206	1377	5	5	1	1		0	0	0	991313		0
None	1	10	58	206	1378	5	5	1	1	100	0	0	0	991272		0
None	1	50	58	206	1378	5	5	1	1		0	0	0	991272		0
None	1	10	58	206	1378	5	5	1	1	100	0	0	0	991280		0
None	1	50	58	206	1378	5	5	1	1		0	0	0	991280		0
None	1	10	58	206	1378	5	5	1	1	100	0	0	0	991303		0
None	1	50	58	206	1378	5	5	1	1		0	0	0	991303		0
None	1	10	58	206	1378	5	5	1	1	100	0	0	0	991304		0
None	1	50	58	206	1378	5	5	1	1		0	0	0	991304		0
None	1	10	58	206	1378	5	5	1	1	100	0	0	0	991305		0
None	1	50	58	206	1378	5	5	1	1		0	0	0	991305		0
None	1	10	58	206	1379	5	5	1	1	100	0	0	0	991294		0
None	1	50	58	206	1379	5	5	1	1		0	0	0	991294		0
None	1	10	58	206	1379	5	5	1	1	100	0	0	0	991314		0
None	1	50	58	206	1379	5	5	1	1		0	0	0	991314		0
None	1	10	58	206	1380	5	5	1	1	100	0	0	0	991298		0
None	1	50	58	206	1380	5	5	1	1		0	0	0	991298		0
None	1	10	58	206	1381	5	5	1	1	100	0	0	0	991271		0
None	1	50	58	206	1381	5	5	1	1		0	0	0	991271		0
None	1	10	58	206	1381	5	5	1	1	100	0	0	0	991285		0
None	1	50	58	206	1381	5	5	1	1		0	0	0	991285		0
None	1	10	58	206	1381	5	5	1	1	100	0	0	0	991310		0
None	1	50	58	206	1381	5	5	1	1		0	0	0	991310		0
None	1	10	58	206	1381	5	5	1	1	100	0	0	0	991317		0
None	1	50	58	206	1381	5	5	1	1		0	0	0	991317		0
None	1	10	59	206	1370	5	5	1	1	100	0	0	0	991197		0.5
None	1	50	59	206	1370	5	5	1	1		0	0	0	991197		0
None	1	10	59	206	1370	5	5	1	1	100	0	0	0	991198		131.04
None	1	50	59	206	1370	5	5	1	1		0	0	0	991198		0
None	1	10	59	206	1370	5	5	1	1	100	0	0	0	991200		708.35
None	1	50	59	206	1370	5	5	1	1		0	0	0	991200		0
None	1	10	59	206	1371	5	5	1	1	100	0	0	0	991241		-0.5
None	1	50	59	206	1371	5	5	1	1		0	0	0	991241		0
None	1	10	59	206	1372	5	5	1	1	100	0	0	0	991222		8.51
None	1	50	59	206	1372	5	5	1	1		0	0	0	991222		0
None	1	10	59	206	1372	5	5	1	1	100	0	0	0	991254		111.18
None	1	50	59	206	1372	5	5	1	1		0	0	0	991254		0
None	1	10	59	206	1373	5	5	1	1	100	0	0	0	991201		1036.76
None	1	50	59	206	1373	5	5	1	1		0	0	0	991201		0
None	1	10	59	206	1373	5	5	1	1		0	0	0	991224		0
None	1	50	59	206	1373	5	5	1	1		0	0	0	991224		0
None	1	10	59	206	1374	5	5	1	1	100	0	0	0	991219		115.07
None	1	50	59	206	1374	5	5	1	1		0	0	0	991219		0
None	1	10	59	206	1374	5	5	1	1	100	0	0	0	991223		682.96
None	1	50	59	206	1374	5	5	1	1		0	0	0	991223		0
None	1	10	59	206	1374	5	5	1	1	100	0	0	0	991227		62927.34
None	1	50	59	206	1374	5	5	1	1		0	0	0	991227		0
None	1	10	59	206	1375	5	5	1	1	100	0	0	0	991245		-52.2
None	1	50	59	206	1375	5	5	1	1		0	0	0	991245		0
None	1	10	59	206	1375	5	5	1	1	100	0	0	0	991252		0
None	1	50	59	206	1375	5	5	1	1		0	0	0	991252		0
None	1	10	59	206	1376	5	5	1	1	100	0	0	0	991244		57010.85
None	1	50	59	206	1376	5	5	1	1		0	0	0	991244		0
None	1	10	59	206	1377	5	5	1	1	100	0	0	0	991205		0.46
None	1	50	59	206	1377	5	5	1	1		0	0	0	991205		0
None	1	10	59	206	1377	5	5	1	1	100	0	0	0	991216		14.69
None	1	50	59	206	1377	5	5	1	1		0	0	0	991216		0
None	1	10	59	206	1377	5	5	1	1	100	0	0	0	991225		2145.6
None	1	50	59	206	1377	5	5	1	1		0	0	0	991225		0
None	1	10	59	206	1377	5	5	1	1	100	0	0	0	991253		568.84
None	1	50	59	206	1377	5	5	1	1		0	0	0	991253		0
None	1	10	59	206	1378	5	5	1	1	100	0	0	0	991196		53332.77
None	1	50	59	206	1378	5	5	1	1		0	0	0	991196		0
None	1	10	59	206	1378	5	5	1	1	100	0	0	0	991204		52216.88
None	1	50	59	206	1378	5	5	1	1		0	0	0	991204		0
None	1	10	59	206	1378	5	5	1	1	100	0	0	0	991209		1859142
None	1	50	59	206	1378	5	5	1	1		0	0	0	991209		0
None	1	10	59	206	1378	5	5	1	1	100	0	0	0	991228		128684.8
None	1	50	59	206	1378	5	5	1	1		0	0	0	991228		0
None	1	10	59	206	1378	5	5	1	1	100	0	0	0	991259		1274.41
None	1	50	59	206	1378	5	5	1	1		0	0	0	991259		0
None	1	10	59	206	1379	5	5	1	1	100	0	0	0	991210		0
None	1	50	59	206	1379	5	5	1	1		0	0	0	991210		0
None	1	10	59	206	1379	5	5	1	1	100	0	0	0	991243		4051.18
None	1	50	59	206	1379	5	5	1	1		0	0	0	991243		0
None	1	10	59	206	1380	5	5	1	1	100	0	0	0	991218		0
None	1	50	59	206	1380	5	5	1	1		0	0	0	991218		0
None	1	10	59	206	1380	5	5	1	1	100	0	0	0	991226		-431.83
None	1	50	59	206	1380	5	5	1	1		0	0	0	991226		0
None	1	10	59	206	1381	5	5	1	1	100	0	0	0	991199		2071.93
None	1	50	59	206	1381	5	5	1	1		0	0	0	991199		0

None	1	10	59	206	1381		5	5	1	1	100	0	0	0	991217	972637.3
None	1	50	59	206	1381		5	5	1	1		0	0	0	991217	0
None	1	10	59	206	1381		5	5	1	1	100	0	0	0	991242	129438
None	1	50	59	206	1381		5	5	1	1		0	0	0	991242	0
None	1	10	59	206	1381		5	5	1	1	100	0	0	0	991258	68076.94
None	1	50	59	206	1381		5	5	1	1		0	0	0	991258	0
None	1	10	61	206	1057		5	5	1	3	100	0	0	0	991265	1144.25
None	1	50	61	206	1057	3	5	5	1	3		0	0	0	991265	0
None	1	10	62	206	1057		5	5	1	3	100	0	0	0	990728	0
None	1	50	62	206	1057		5	5	1	3		0	0	0	990728	0
None	1	10	62	206	1056		5	5	1	2	100	0	0	0	991262	-33193
None	1	50	62	206	1056		5	5	1	2		0	0	0	991262	0
None	1	10	63	206	1057		5	5	1	3	100	0	0	0	991343	6223.69
None	1	50	63	206	1057	3	5	5	1	3		0	0	0	991343	0
None	1	10	1308	206	1057		5	5	1	3	100	0	0	0	991320	0
None	1	50	1308	206	1057	3	5	5	1	3		0	0	0	991320	0
None	1	10	64	206	1057		5	5	1	3	100	0	0	0	990729	0
None	1	50	64	206	1057		5	5	1	3		0	0	0	990729	0
None	1	10	237	206	1056		5	5	1	2	100	0	0	0	990727	17377.72
None	1	50	237	206	1056		5	5	1	2		0	0	0	990727	0
None	1	10	237	206	1056		5	5	1	2	100	0	0	0	991124	4482.59
None	1	50	237	206	1056		5	5	1	2		0	0	0	991124	0
None	1	10	237	206	1056		5	5	1	2	100	0	0	0	991195	593533.7
None	1	50	237	206	1056		5	5	1	2		0	0	0	991195	0
None	1	10	237	206	1056		5	5	1	2	100	0	0	0	991269	41318.07
None	1	50	237	206	1056		5	5	1	2		0	0	0	991269	0
None	1	10	238	206	1370		5	5	1	1	100	0	0	0	991207	-9.27
None	1	50	238	206	1370		5	5	1	1		0	0	0	991207	0
None	1	10	238	206	1370		5	5	1	1	100	0	0	0	991208	453.51
None	1	50	238	206	1370		5	5	1	1		0	0	0	991208	0
None	1	10	238	206	1371		5	5	1	1	100	0	0	0	991235	506.21
None	1	50	238	206	1371		5	5	1	1		0	0	0	991235	0
None	1	10	238	206	1371		5	5	1	1	100	0	0	0	991248	-1
None	1	50	238	206	1371		5	5	1	1		0	0	0	991248	0
None	1	10	238	206	1372		5	5	1	1	100	0	0	0	991238	8323.8
None	1	50	238	206	1372		5	5	1	1		0	0	0	991238	0
None	1	10	238	206	1372		5	5	1	1	100	0	0	0	991247	2.5
None	1	50	238	206	1372		5	5	1	1		0	0	0	991247	0
None	1	10	238	206	1373		5	5	1	1		0	0	0	991256	0
None	1	50	238	206	1373		5	5	1	1		0	0	0	991256	0
None	1	10	238	206	1374		5	5	1	1	100	0	0	0	991236	2868.42
None	1	50	238	206	1374		5	5	1	1		0	0	0	991236	0
None	1	10	238	206	1375		5	5	1	1	100	0	0	0	991251	775.53
None	1	50	238	206	1375		5	5	1	1		0	0	0	991251	0
None	1	10	238	206	1376		5	5	1	1	100	0	0	0	991237	40.44
None	1	50	238	206	1376		5	5	1	1		0	0	0	991237	0
None	1	10	238	206	1377		5	5	1	1	100	0	0	0	991202	1.52
None	1	50	238	206	1377		5	5	1	1		0	0	0	991202	0
None	1	10	238	206	1377		5	5	1	1	100	0	0	0	991234	1225.31
None	1	50	238	206	1377		5	5	1	1		0	0	0	991234	0
None	1	10	238	206	1378		5	5	1	1	100	0	0	0	991239	67.93
None	1	50	238	206	1378		5	5	1	1		0	0	0	991239	0
None	1	10	238	206	1379		5	5	1	1	100	0	0	0	991249	19822.47
None	1	50	238	206	1379		5	5	1	1		0	0	0	991249	0
None	1	10	238	206	1379		5	5	1	1	100	0	0	0	991250	15324.77
None	1	50	238	206	1379		5	5	1	1		0	0	0	991250	0
None	1	10	238	206	1380		5	5	1	1	100	0	0	0	991203	-14.89
None	1	50	238	206	1380		5	5	1	1		0	0	0	991203	0
None	1	10	238	206	1380		5	5	1	1	100	0	0	0	991214	-17.08
None	1	50	238	206	1380		5	5	1	1		0	0	0	991214	0
None	1	10	238	206	1381		5	5	1	1	100	0	0	0	991215	16132.76
None	1	50	238	206	1381		5	5	1	1		0	0	0	991215	0
None	1	10	238	206	1381		5	5	1	1	100	0	0	0	991233	9277.78
None	1	50	238	206	1381		5	5	1	1		0	0	0	991233	0
None	1	10	241	206	1057		5	5	1	3	100	0	0	0	991194	168050.6
None	1	50	241	206	1057		5	5	1	3		0	0	0	991194	0
None	1	10	241	206	1057		5	5	1	3	100	0	0	0	991263	6370.38
None	1	50	241	206	1057		5	5	1	3		0	0	0	991263	0
None	1	10	242	206	1057		5	5	1	3	100	0	0	0	990725	7089.54
None	1	50	242	206	1057	3	5	5	1	3		0	0	0	990725	0
None	1	10	243	206	1057		5	5	1	3	100	0	0	0	991158	212.08
None	1	50	243	206	1057	3	5	5	1	3		0	0	0	991158	0
None	1	10	244	206	1057		5	5	1	3	100	0	0	0	991125	33828.25
None	1	50	244	206	1057		5	5	1	3		0	0	0	991125	0
None	1	10	63	145	1073		5	2	1	8		0	0	0	991230	0
None	1	10	63	145	1075		5	5	1	8		0	0	0	991211	0
None	1	10	63	145	1075		5	5	1	8		0	0	0	991257	0
None	1	10	63	145	1076		5	2	1	8		0	0	0	991212	0
None	1	10	63	145	1077		5	2	1	8		0	0	0	991231	0
None	1	10	63	145	1078		5	2	1	8		0	0	0	991232	0
None	1	10	63	145	1079		5	2	1	8		0	0	0	991255	0
None	1	10	63	145	1080		5	2	1	8		0	0	0	991240	0
None	1	10	63	145	1080		5	2	1	8		0	0	0	991260	0
None	1	10	63	145	1081		5	2	1	8		0	0	0	991229	0
None	1	10	63	145	1082		5	2	1	8		0	0	0	991206	0
None	1	10	63	145	1084		5	2	1	8		0	0	0	990724	0
None	1	10	243	145	1075		5	5	1	8		0	0	0	991279	0
None	1	10	243	145	1075		5	5	1	8		0	0	0	991319	0
None	1	10	243	145	1076		5	2	1	8		0	0	0	991270	0
None	1	10	243	145	1077		5	2	1	8		0	0	0	991246	0
None	1	10	243	145	1078		5	2	1	8		0	0	0	991213	0
None	1	10	243	145	1079		5	2	1	8		0	0	0	991276	0

None	1	10	243	145	1080		5	2	1	8		0	0	0	990723	0
None	1	10	243	145	1082		5	2	1	8		0	0	0	991284	0
None	1	10	243	145	1084		5	2	1	8		0	0	0	991312	0
None	1	10	58	207	1056		5	5	1	2	100	0	0	0	990309	19075.59
None	1	50	58	207	1056		5	5	1	2		0	0	0	990309	0
None	1	10	58	207	1056		5	5	1	2	100	0	0	0	990358	2300290
None	1	50	58	207	1056		5	5	1	2		0	0	0	990358	0
None	1	10	58	207	1056		5	5	1	2	100	0	0	0	990578	129636.2
None	1	50	58	207	1056		5	5	1	2		0	0	0	990578	0
None	1	10	58	207	1056		5	5	1	2	100	0	0	0	990580	156707.7
None	1	50	58	207	1056		5	5	1	2		0	0	0	990580	0
None	1	10	58	207	1056		5	5	1	2	100	0	0	0	990583	11622.55
None	1	50	58	207	1056		5	5	1	2		0	0	0	990583	0
None	1	10	58	207	1056		5	5	1	2	100	0	0	0	990722	3352.56
None	1	50	58	207	1056		5	5	1	2		0	0	0	990722	0
None	1	10	58	207	1180		5	5	1	1	100	0	0	0	991281	0
None	1	50	58	207	1180		5	5	1	1		0	0	0	991281	0
None	1	10	58	207	1180		5	5	1	1	100	0	0	0	991286	0
None	1	50	58	207	1180		5	5	1	1		0	0	0	991286	0
None	1	10	58	207	1180		5	5	1	1	100	0	0	0	991290	0
None	1	50	58	207	1180		5	5	1	1		0	0	0	991290	0
None	1	10	58	207	1180		5	5	1	1	100	0	0	0	991299	0
None	1	50	58	207	1180		5	5	1	1		0	0	0	991299	0
None	1	10	58	207	1180		5	5	1	1	100	0	0	0	991300	0
None	1	50	58	207	1180		5	5	1	1		0	0	0	991300	0
None	1	10	58	207	1180		5	5	1	1	100	0	0	0	991308	0
None	1	50	58	207	1180		5	5	1	1		0	0	0	991308	0
None	1	10	59	207	1180		5	5	1	1	100	0	0	0	990360	2398781
None	1	50	59	207	1180		5	5	1	1		0	0	0	990360	0
None	1	10	59	207	1180		5	5	1	1	100	0	0	0	990576	79672.84
None	1	50	59	207	1180		5	5	1	1		0	0	0	990576	0
None	1	10	59	207	1180		5	5	1	1	100	0	0	0	990577	1270.6
None	1	50	59	207	1180		5	5	1	1		0	0	0	990577	0
None	1	10	59	207	1180		5	5	1	1	100	0	0	0	990579	159039.5
None	1	50	59	207	1180		5	5	1	1		0	0	0	990579	0
None	1	10	59	207	1180		5	5	1	1	100	0	0	0	990587	320426.2
None	1	50	59	207	1180		5	5	1	1		0	0	0	990587	0
None	1	10	59	207	1180		5	5	1	1	100	0	0	0	990589	9223.75
None	1	50	59	207	1180		5	5	1	1		0	0	0	990589	0
None	1	10	64	207	1057		5	5	1	3	100	0	0	0	990584	0
None	1	50	64	207	1057		5	5	1	3		0	0	0	990584	0
None	1	10	237	207	1056		5	5	1	2	100	0	0	0	990359	195707.4
None	1	50	237	207	1056		5	5	1	2		0	0	0	990359	0
None	1	10	237	207	1056		5	5	1	2	100	0	0	0	990361	24747.07
None	1	50	237	207	1056		5	5	1	2		0	0	0	990361	0
None	1	10	237	207	1056		5	5	1	2	100	0	0	0	990585	4224.8
None	1	50	237	207	1056		5	5	1	2		0	0	0	990585	0
None	1	10	238	207	1180		5	5	1	1	100	0	0	0	990574	314890.7
None	1	50	238	207	1180		5	5	1	1		0	0	0	990574	0
None	1	10	238	207	1180		5	5	1	1	100	0	0	0	990581	14986.27
None	1	50	238	207	1180		5	5	1	1		0	0	0	990581	0
None	1	10	238	207	1180		5	5	1	1	100	0	0	0	990582	622.57
None	1	50	238	207	1180		5	5	1	1		0	0	0	990582	0
None	1	10	238	207	1180		5	5	1	1	100	0	0	0	990586	107278.9
None	1	50	238	207	1180		5	5	1	1		0	0	0	990586	0
None	1	10	241	207	1057		5	5	1	3	100	0	0	0	991019	8900.55
None	1	50	241	207	1057		5	5	1	3		0	0	0	991019	0
None	1	10	242	207	1057		5	5	1	3	100	0	0	0	990575	66762.1
None	1	50	242	207	1057		5	5	1	3		0	0	0	990575	0
None	1	10	242	207	1057		5	5	1	3	100	0	0	0	990588	39935.67
None	1	50	242	207	1057		5	5	1	3		0	0	0	990588	0
None	1	10	244	207	1057		5	5	1	3	100	0	0	0	991126	42767.02
None	1	50	244	207	1057		5	5	1	3		0	0	0	991126	0
None	1	10	58	146	1056	2	5	5	1	2		0		0	991346	0
	1	50	58	146	1056	2	5	5	1	2			0	0	991346	0
None	1	10	61	146	1057		5	5	1	3		0	0	0	991220	0
None	1	20	61	146	1175	200	5	5	1	3		0	0	0	991220	0
None	1	10	63	146	1073		5	2	1	8		0	0	0	991120	0
None	1	10	63	146	1074		5	2	1	8		0	0	0	991121	0
None	1	10	63	146	1075		5	5	1	8		0	0	0	991122	0
None	1	10	63	146	1076		5	2	1	8		0	0	0	991119	0
None	1	10	63	146	1078		5	2	1	8		0	0	0	991024	0
None	1	10	63	146	1080		5	2	1	8		0	0	0	991021	0
None	1	10	63	146	1082		5	2	1	8		0	0	0	991123	0
None	1	10	63	146	1083		5	2	1	8		0	0	0	991115	0
None	1	10	63	146	1084		5	2	1	8		0	0	0	991023	0
None	1	10	63	146	1084		5	2	1	8		0	0	0	991118	0
None	1	10	237	146	1056	2	5	5	1	2		0	0	0	991157	0
	1	50	237	146	1056	2	5	5	1	2			0	0	991157	0
None	1	10	243	146	1073		5	2	1	8		0	0	0	991025	0
None	1	10	243	146	1074		5	2	1	8		0	0	0	991117	0
None	1	10	243	146	1075		5	5	1	8		0	0	0	991022	0
None	1	10	243	146	1076		5	2	1	8		0	0	0	991020	0
None	1	10	243	146	1077		5	2	1	8		0	0	0	991116	0
None	1	10	243	146	1078		5	2	1	8		0	0	0	991291	0
None	1	10	243	146	1081		5	2	1	8		0	0	0	990362	0
None	1	10	243	146	1082		5	2	1	8		0	0	0	991278	0
None	1	10	243	146	1083		5	2	1	8		0	0	0	991315	0
None	1	10	243	146	1084		5	2	1	8		0	0	0	991274	0
None	1	10	243	146	1084		5	2	1	8		0	0	0	991277	0
None	1	10	58	224	1056		5	5	1	2	101	0	0	0	991347	101571.9
None	1	50	58	224	1056	2	5	5	1	2		0	0	0	991347	0

None	1	10	59	224	1180	1	5	5	1	1	101	0	0	0	991321	393517.8
	1	50	59	224	1180	1	5	5	1	1			0	0	991321	0
None	1	10	1219	224	1056	2	5	5	1	2	101	0	0	0	991328	7070.01
	1	50	1219	224	1056	2	5	5	1	2			0	0	991328	0
None	1	10	62	224	1057	3	5	5	1	3	101	0	0	0	991322	47479.7
	1	50	62	224	1057	3	5	5	1	3			0	0	991322	0
None	1	10	236	224	1056	2	5	5	1	2	101	0	0	0	991323	-2818.83
	1	50	236	224	1056	2	5	5	1	2			0	0	991323	0
None	1	10	237	224	1056	2	5	5	1	2	101	0	0	0	991324	639855.9
	1	50	237	224	1056	2	5	5	1	2			0	0	991324	0
None	1	10	238	224	1180	1	5	5	1	1	101	0	0	0	991325	90914.63
	1	50	238	224	1180	1	5	5	1	1			0	0	991325	0
None	1	10	242	224	1057	3	5	5	1	3	101	0	0	0	991326	107935.1
	1	50	242	224	1057	3	5	5	1	3			0	0	991326	0
None	1	10	244	224	1057	3	5	5	1	3	101	0	0	0	991327	58610.29
	1	50	244	224	1057	3	5	5	1	3			0	0	991327	0
None	1	10	58	221	1056	2	5	5	1	2	100	0	0	0	991329	1852293
	1	50	58	221	1056	2	5	5	1	2			0	0	991329	0
None	1	10	59	221	1180	1	5	5	1	1	100	0	0	0	991330	1394397
	1	50	59	221	1180	1	5	5	1	1			0	0	991330	0
None	1	10	61	221	1057	3	5	5	1	3	100	0	0	0	991331	14377.39
	1	50	61	221	1057	3	5	5	1	3			0	0	991331	0
None	1	10	62	221	1057	3	5	5	1	3	100	0	0	0	991332	92048.63
	1	50	62	221	1057	3	5	5	1	3			0	0	991332	0
None	1	10	237	221	1056	2	5	5	1	2	100	0	0	0	991333	253605.2
	1	50	237	221	1056	2	5	5	1	2			0	0	991333	0
None	1	10	238	221	1180	1	5	5	1	1	100	0	0	0	991334	260672.5
	1	50	238	221	1180	1	5	5	1	1			0	0	991334	0
None	1	10	241	221	1057	3	5	5	1	3	100	0	0	0	990700	11703.24
	1	50	241	221	1057	3	5	5	1	3			0	0	990700	0
None	1	10	242	221	1057	3	5	5	1	3	100	0	0	0	991335	41691.17
	1	50	242	221	1057	3	5	5	1	3			0	0	991335	0
None	1	10	63	147	1076	9	5	2	1	8		0	0	0	991337	0
None	1	10	63	147	1078		5	2	1	8		0	0	0	991348	0
None	1	10	63	147	1080	9	5	2	1	8		0	0	0	991338	0
None	1	10	63	147	1081	9	5	2	1	8		0	0	0	991339	0
None	1	10	1089	147	1159	10	5	5	1	10		0	0	0	991336	0
None	1	10	242	147	1076	9	5	2	1	8		0	0	0	991374	0
None	1	10	242	147	1078		5	2	1	8		0	0	0	991366	0
None	1	10	242	147	1081	9	5	2	1	8		0	0	0	991369	0
None	1	10	243	147	1076	9	5	2	1	8		0	0	0	991156	0
None	1	10	243	147	1078		5	2	1	8		0	0	0	991159	0
None	1	10	243	147	1081	9	5	2	1	8		0	0	0	991340	0
None	1	10	243	147	1082	9	5	2	1	8		0	0	0	991341	0
None	1	10	57	148	1056	2	5	5	1	2		0	0	0	990701	0
None	1	10	58	148	1056	2	5	5	1	2		0	0	0	991130	0
None	1	10	58	148	1180	1	5	5	1	1		0	0	0	991423	0
None	1	10	59	148	1180	1	5	5	1	1		0	0	0	991131	0
None	1	10	62	148	1057	3	5	5	1	3		0	0	0	991132	0
None	1	10	63	148	1073	9	5	2	1	8		0	0	0	991142	0
None	1	10	63	148	1076	9	5	2	1	8		0	0	0	991143	0
None	1	10	63	148	1077	9	5	2	1	8		0	0	0	991144	0
None	1	10	63	148	1078	9	5	2	1	8		0	0	0	991145	0
None	1	10	63	148	1079	9	5	2	1	8		0	0	0	991146	0
None	1	10	63	148	1080	9	5	2	1	8		0	0	0	991147	0
None	1	10	63	148	1081	9	5	2	1	8		0	0	0	991148	0
None	1	10	1375	148	1056	2	5	5	1	2		0	0	0	991139	0
None	1	10	1376	148	1180	1	5	5	1	1		0	0	0	991140	0
None	1	10	236	148	1056	2	5	5	1	2		0	0	0	991133	0
None	1	10	237	148	1056	2	5	5	1	2		0	0	0	991134	0
None	1	10	238	148	1180	1	5	5	1	1		0	0	0	991135	0
None	1	10	1089	148	1159	10	5	5	1	10		0	0	0	991127	0
None	1	10	241	148	1057	3	5	5	1	3		0	0	0	991136	0
None	1	10	242	148	1057	3	5	5	1	3		0	0	0	991137	0
None	1	10	242	148	1076	9	5	2	1	8		0	0	0	991376	0
None	1	10	242	148	1078	9	5	2	1	8		0	0	0	991372	0
None	1	10	242	148	1079	9	5	2	1	8		0	0	0	991373	0
None	1	10	242	148	1082	9	5	2	1	8		0	0	0	991368	0
None	1	10	242	148	1084	9	5	2	1	8		0	0	0	991161	0
None	1	10	243	148	1076	9	5	2	1	8		0	0	0	991149	0
None	1	10	243	148	1078	9	5	2	1	8		0	0	0	991150	0
None	1	10	243	148	1079	9	5	2	1	8		0	0	0	991151	0
None	1	10	243	148	1080	9	5	2	1	8		0	0	0	991152	0
None	1	10	243	148	1081	9	5	2	1	8		0	0	0	991153	0
None	1	10	243	148	1082	9	5	2	1	8		0	0	0	991154	0
None	1	10	243	148	1084	9	5	2	1	8		0	0	0	991155	0
None	1	10	244	148	1057	3	5	5	1	3		0	0	0	991138	0
None	1	10	1378	148	1180	1	5	5	1	1		0	0	0	991141	0
None	1	10	58	149	1056	2	5	5	1	2		0	0	0	990720	0
	1	10	59	149	1176	1	5	5	1	1			0	0	990690	0
Property	1	10	63	149	1074	9	5	2	1	8			0	0	990706	0
Property	1	10	63	149	1075	9	5	2	1	8			0	0	990707	0
Property	1	10	63	149	1077	9	5	2	1	8			0	0	990708	0
Property	1	10	63	149	1078	9	5	2	1	8			0	0	990709	0
Property	1	10	63	149	1080	9	5	2	1	8			0	0	990710	0
Property	1	10	63	149	1081	9	5	2	1	8			0	0	990711	0
	1	10	1710	149	1059	5	2	2	1	5			0	0	990721	0
	1	10	1710	149	1176	1	5	5	1	1			0	0	991160	0
	1	10	64	149	1057	3	5	5	1	3			0	0	990693	0
	1	10	65	149	1056	2	5	5	1	2			0	0	990694	0
	1	10	1375	149	1056	2	5	5	1	2			0	0	990702	0
	1	10	1376	149	1176	1	5	5	1	1			0	0	990703	0

	1	10	1750	149	1176	1	5	5	1	1		0	0	991128	0
	1	10	236	149	1056	2	5	5	1	2		0	0	990689	0
	1	10	236	149	1056	2	5	5	1	2		0	0	990695	0
	1	10	237	149	1056	2	5	5	1	2		0	0	990696	0
	1	10	238	149	1176	1	5	5	1	1		0	0	990697	0
	1	10	241	149	1057	3	5	5	1	3		0	0	990691	0
	1	10	242	149	1057	3	5	5	1	3		0	0	990692	0
	1	10	242	149	1057	3	5	5	1	3		0	0	990698	0
Property	1	10	242	149	1073	9	5	2	1	8		0	0	991367	0
Property	1	10	242	149	1074	9	5	2	1	8		0	0	991162	0
Property	1	10	242	149	1075	9	5	2	1	8		0	0	991371	0
Property	1	10	242	149	1076	9	5	2	1	8		0	0	991163	0
Property	1	10	242	149	1079	9	5	2	1	8		0	0	991377	0
Property	1	10	242	149	1080	9	5	2	1	8		0	0	991370	0
Property	1	10	242	149	1081	9	5	2	1	8		0	0	991375	0
Property	1	10	243	149	1073	9	5	2	1	8		0	0	990712	0
Property	1	10	243	149	1074	9	5	2	1	8		0	0	990713	0
Property	1	10	243	149	1075	9	5	2	1	8		0	0	990714	0
Property	1	10	243	149	1076	9	5	2	1	8		0	0	990715	0
Property	1	10	243	149	1078	9	5	2	1	8		0	0	990716	0
Property	1	10	243	149	1079	9	5	2	1	8		0	0	990717	0
Property	1	10	243	149	1080	9	5	2	1	8		0	0	990718	0
Property	1	10	243	149	1081	9	5	2	1	8		0	0	990719	0
	1	10	244	149	1057	3	5	5	1	3		0	0	990699	0
	1	10	1377	149	1056	2	5	5	1	2		0	0	990704	0
	1	10	1378	149	1176	1	5	5	1	1		0	0	990705	0
	1	10	57	150	1056	2	5	5	1	2		0	0	991165	0
None	1	10	58	150	1056	2	5	5	1	2	0	0	0	991378	0
	1	10	59	150	1176	1	5	5	1	1		0	0	991166	0
	1	10	62	150	1057	3	5	5	1	3		0	0	991167	0
Property	1	10	63	150	1073	9	5	2	1	8		0	0	991354	0
Property	1	10	63	150	1075	9	5	2	1	8		0	0	991355	0
Property	1	10	63	150	1078	9	5	2	1	8		0	0	991356	0
Property	1	10	63	150	1080	9	5	2	1	8		0	0	991357	0
Property	1	10	63	150	1082	9	5	2	1	8		0	0	991358	0
	1	10	1710	150	1059	5	2	2	1	5		0	0	991353	0
	1	10	64	150	1057	3	5	5	1	3		0	0	991168	0
	1	10	65	150	1056	2	5	5	1	2		0	0	991169	0
	1	10	1375	150	1056	2	5	5	1	2		0	0	991349	0
	1	10	1376	150	1176	1	5	5	1	1		0	0	991350	0
	1	10	1750	150	1176	1	5	5	1	1		0	0	991164	0
	1	10	236	150	1056	2	5	5	1	2		0	0	991170	0
	1	10	237	150	1056	2	5	5	1	2		0	0	991171	0
	1	10	238	150	1176	1	5	5	1	1		0	0	991172	0
	1	10	242	150	1057	3	5	5	1	3		0	0	991173	0
Property	1	10	243	150	1076	9	5	2	1	8		0	0	991359	0
Property	1	10	243	150	1077	9	5	2	1	8		0	0	991360	0
Property	1	10	243	150	1078	9	5	2	1	8		0	0	991361	0
Property	1	10	243	150	1080	9	5	2	1	8		0	0	991362	0
Property	1	10	243	150	1081	9	5	2	1	8		0	0	991363	0
Property	1	10	243	150	1082	9	5	2	1	8		0	0	991364	0
Property	1	10	243	150	1084	9	5	2	1	8		0	0	991365	0
	1	10	244	150	1057	3	5	5	1	3		0	0	991174	0
	1	10	1377	150	1056	2	5	5	1	2		0	0	991351	0
	1	10	1378	150	1176	1	5	5	1	1		0	0	991352	0
	1	10	57	151	1056	2	5	5	1	2		0	0	991381	0
	1	10	58	151	1056	2	5	5	1	2		0	0	991382	0
	1	10	59	151	1176	1	5	5	1	1		0	0	991380	0
	1	10	61	151	1057	3	5	5	1	3		0	0	991424	0
	1	10	1219	151	1056	2	5	5	1	2		0	0	991175	0
	1	10	62	151	1057	3	5	5	1	3		0	0	991383	0
	1	10	62	151	1056	2	5	5	1	2		0	0	991425	0
Property	1	10	63	151	1073	9	5	2	1	8		0	0	991181	0
Property	1	10	63	151	1074	9	5	2	1	8		0	0	991182	0
Property	1	10	63	151	1075	9	5	2	1	8		0	0	991183	0
Property	1	10	63	151	1076	9	5	2	1	8		0	0	991184	0
Property	1	10	63	151	1077	9	5	2	1	8		0	0	991185	0
Property	1	10	63	151	1078	9	5	2	1	8		0	0	991186	0
Property	1	10	63	151	1080	9	5	2	1	8		0	0	991187	0
Property	1	10	63	151	1081	9	5	2	1	8		0	0	991188	0
Property	1	10	63	151	1084	9	5	2	1	8		0	0	991189	0
	1	10	1375	151	1056	2	5	5	1	2		0	0	991176	0
	1	10	1376	151	1176	1	5	5	1	1		0	0	991177	0
Property	1	10	1774	151	1073	9	5	2	1	8		0	0	991190	0
Property	1	10	1774	151	1074	9	5	2	1	8		0	0	991191	0
Property	1	10	1774	151	1075	9	5	2	1	8		0	0	991192	0
	1	10	1750	151	1176	1	5	5	1	1		0	0	991193	0
	1	10	236	151	1056	2	5	5	1	2		0	0	991384	0
	1	10	237	151	1056	2	5	5	1	2		0	0	991385	0
	1	10	238	151	1176	1	5	5	1	1		0	0	991386	0
	1	10	241	151	1057	3	5	5	1	3		0	0	991387	0
	1	10	242	151	1057	3	5	5	1	3		0	0	991388	0
	1	10	1721	151	1059	5	2	2	1	5		0	0	991180	0
	1	10	244	151	1057	3	5	5	1	3		0	0	991389	0
	1	10	1377	151	1056	2	5	5	1	2		0	0	991178	0
	1	10	1378	151	1176	1	5	5	1	1		0	0	991179	0
	1	10	58	152	1056	2	5	5	1	2		0	0	991129	0
	1	10	59	152	1176	1	5	5	1	1		0	0	991390	0
	1	10	1797	152	1181	308	5	5	3	2		0	0	991421	0
	1	10	62	152	1057	3	5	5	1	3		0	0	991391	0
Property	1	10	63	152	1073	9	5	2	1	8		0	0	991404	0
Property	1	10	63	152	1074	9	5	2	1	8		0	0	991405	0

Property	1	10	63	152	1075	9	5	2	1	8		0	0	991406	0
Property	1	10	63	152	1076	9	5	2	1	8		0	0	991407	0
Property	1	10	63	152	1077	9	5	2	1	8		0	0	991408	0
Property	1	10	63	152	1078	9	5	2	1	8		0	0	991409	0
Property	1	10	63	152	1080	9	5	2	1	8		0	0	991410	0
Property	1	10	63	152	1081	9	5	2	1	8		0	0	991411	0
	1	10	1710	152	1059	5	20	20	1	5		0	0	991401	0
	1	10	1375	152	1056	2	5	5	1	2		0	0	991398	0
	1	10	1376	152	1176	1	5	5	1	1		0	0	991399	0
Property	1	10	1774	152	1073	9	5	2	1	8		0	0	991414	0
Property	1	10	1774	152	1075	9	5	2	1	8		0	0	991415	0
Property	1	10	1774	152	1076	9	5	2	1	8		0	0	991416	0
Property	1	10	1774	152	1077	9	5	2	1	8		0	0	991417	0
Property	1	10	1774	152	1078	9	5	2	1	8		0	0	991418	0
	1	10	1750	152	1181	1	5	5	3	2		0	0	991419	0
	1	10	236	152	1056	2	5	5	1	2		0	0	991392	0
	1	10	237	152	1056	2	5	5	1	2		0	0	991393	0
	1	10	238	152	1176	1	5	5	1	1		0	0	991394	0
	1	10	1799	152	1181	1	5	5	3	2		0	0	991422	0
	1	10	241	152	1057	3	5	5	1	3		0	0	991395	0
	1	10	242	152	1057	3	5	5	1	3		0	0	991396	0
Property	1	10	243	152	1078	9	5	2	1	8		0	0	991412	0
Property	1	10	243	152	1080	9	5	2	1	8		0	0	991413	0
	1	10	1721	152	1059	5	20	20	1	5		0	0	991402	0
	1	10	244	152	1057	3	5	5	1	3		0	0	991397	0
	1	10	1378	152	1176	1	5	5	1	1		0	0	991400	0
	1	10	1782	152	1057	3	5	5	1	3		0	0	991403	0
	1	10	1793	152	1181	1	5	5	3	2		0	0	991420	0
None	5	10	218	136	1059	5	20	20	1	5	0	0	0	1003206	0
None	5	10	179	1	1159	15	5	2	2	10	0	0	0	999776	0
None	5	10	179	1	1159	15	5	2	2	10	0	0	0	1003288	0
None	5	10	179	1	1159	15	5	2	2	10	0	0	0	1003516	0
None	5	10	1186	1	1159	15	5	2	2	10	0	0	0	999790	0
None	5	10	190	1	1159	15	5	2	2	10	0	0	0	1003292	0
None	5	10	179	3	1159	15	2	2	2	10	0	0	0	1003489	0
None	5	10	179	3	1159	15	2	2	2	10	0	0	0	1003656	0
None	5	10	207	3	1159	15	2	2	2	10	0	0	0	999724	0
None	5	10	207	3	1159	15	2	2	2	10	0	0	0	1000515	0
None	5	10	215	3	1159	15	2	2	2	10	0	0	0	1003507	0
None	5	10	179	4	1159	15	2	2	2	10	0	0	0	1003006	0
None	5	10	179	4	1159	15	2	2	2	10	0	0	0	1003479	0
None	5	10	179	4	1159	15	2	2	2	10	0	0	0	1003496	0
None	5	10	1186	4	1159	15	2	2	2	10	0	0	0	1003509	0
None	5	10	215	4	1159	15	2	2	2	10	0	0	0	1003332	0
None	5	10	179	5	1159	15	2	2	2	10	0	0	0	999763	0
None	5	10	1186	5	1159	15	2	2	2	10	0	0	0	1003475	0
None	5	10	207	5	1159	15	2	2	2	10	0	0	0	1003116	0
None	5	10	215	5	1159	15	2	2	2	10	0	0	0	1003122	0
None	5	10	1186	6	1159	15	2	2	2	10	0	0	0	1003471	0
None	5	10	190	6	1159	15	2	2	2	10	0	0	0	1003303	0
None	5	10	207	6	1159	15	2	2	2	10	0	0	0	1003141	0
None	5	10	215	6	1159	15	2	2	2	10	0	0	0	999704	0
None	5	10	215	6	1159	15	2	2	2	10	0	0	0	1003009	0
None	5	10	179	7	1159	15	2	2	2	10	0	0	0	1003124	0
None	5	10	1186	7	1159	15	2	2	2	10	0	0	0	1001283	0
None	5	10	190	7	1159	15	2	2	2	10	0	0	0	999726	0
None	5	10	215	7	1159	15	2	2	2	10	0	0	0	1003502	0
None	5	10	179	8	1159	15	2	2	2	10	0	0	0	1003571	0
None	5	10	215	8	1159	15	2	2	2	10	0	0	0	1003198	0
None	5	10	179	9	1159	15	2	2	2	10	0	0	0	1000489	0
None	5	10	207	9	1159	15	2	2	2	10	0	0	0	1003309	0
None	5	10	207	9	1159	15	2	2	2	10	0	0	0	1003324	0
None	5	10	215	9	1159	15	2	2	2	10	0	0	0	1003331	0
None	5	10	832	9	1159	15	2	2	2	10	0	0	0	1000289	0
None	5	10	179	10	1159	15	2	2	2	10	0	0	0	1003181	0
None	5	10	190	10	1159	15	2	2	2	10	0	0	0	1003138	0
None	5	10	207	10	1159	15	2	2	2	10	0	0	0	1003256	0
None	5	10	215	10	1159	15	2	2	2	10	0	0	0	1003152	0
None	5	10	179	11	1159	15	2	2	2	10	0	0	0	1000503	0
None	5	10	181	11	1059	5	20	20	1	5	0	0	0	1003212	0
None	5	10	207	11	1159	15	2	2	2	10	0	0	0	1002911	0
None	5	10	215	11	1159	15	2	2	2	10	0	0	0	999708	0
None	5	10	215	11	1159	15	2	2	2	10	0	0	0	1003166	0
None	5	10	179	12	1159	15	2	2	2	10	0	0	0	1003260	0
None	5	10	207	12	1159	15	2	2	2	10	0	0	0	1003473	0
None	5	10	215	12	1159	15	2	2	2	10	0	0	0	1000497	0
None	5	10	215	12	1159	15	2	2	2	10	0	0	0	1003664	0
None	5	10	186	13	1159	200	5	2	1		0	0	0	1000231	0
None	5	50	186	13	1159	200	5	2	1		0	0	0	1000231	0
None	5	10	207	13	1159	15	2	2	2	10	0	0	0	1003342	0
None	5	10	1106	13	1159	15	2	2	2	10	0	0	0	1000296	0
None	5	10	215	13	1159	15	2	2	2	10	0	0	0	999784	0
None	5	10	842	13	1159	15	2	2	2	10	0	0	0	1000287	0
None	5	10	179	14	1159	15	2	2	2	10	0	0	0	1003316	0
None	5	10	207	14	1159	15	2	2	2	10	0	0	0	1003339	0
None	5	10	215	14	1159	15	2	2	2	10	0	0	0	1003340	0
None	5	10	179	15	1159	15	2	2	2	10	0	0	0	999788	0
None	5	10	179	15	1159	15	2	2	2	10	0	0	0	1003682	0
None	5	10	207	15	1159	15	2	2	2	10	0	0	0	999767	0
None	5	10	215	15	1159	15	2	2	2	10	0	0	0	1001278	0
None	5	10	215	15	1159	15	2	2	2	10	0	0	0	1003683	0
None	5	10	179	16	1159	15	2	2	2	10	0	0	0	1003485	0

None	5	10	179	16	1159	15	2	2	2	10	0	0	0	1003553	0
None	5	10	186	16	1159	200	5	2	1		0	0	0	1000232	0
None	5	50	186	16	1159	200	5	2	1		0	0	0	1000232	0
None	5	10	207	16	1159	15	2	2	2	10	0	0	0	1003508	0
None	5	10	215	16	1159	15	2	2	2	10	0	0	0	1003196	0
None	5	10	179	17	1159	15	2	2	2	10	0	0	0	1000523	0
None	5	10	186	17	1159	200	5	2	1		0	0	0	1000233	0
None	5	50	186	17	1159	200	5	2	1		0	0	0	1000233	0
None	5	10	190	17	1159	15	2	2	2	10	0	0	0	1003520	0
None	5	10	194	17	1159	0	5	5	1	3	0	0	0	1000268	0
None	5	50	194	17	1159	0	5	5	1	3	0	0	0	1000268	0
None	5	10	207	17	1159	15	2	2	2	10	0	0	0	1002914	0
None	5	10	215	17	1159	15	2	2	2	10	0	0	0	1000509	0
None	5	10	215	17	1159	15	2	2	2	10	0	0	0	1002933	0
None	5	10	179	18	1159	15	2	2	2	10	0	0	0	999723	0
None	5	10	190	18	1159	15	2	2	2	10	0	0	0	999710	0
None	5	10	207	18	1159	15	2	2	2	10	0	0	0	1003005	0
None	5	10	215	18	1159	15	2	2	2	10	0	0	0	1003180	0
None	5	10	179	19	1159	15	2	2	2	10	0	0	0	1001178	0
None	5	10	186	19	1159	200	5	2	1		0	0	0	1000234	0
None	5	50	186	19	1159	200	5	2	1		0	0	0	1000234	0
None	5	10	207	19	1159	15	2	2	2	10	0	0	0	1003655	0
None	5	10	215	19	1159	15	2	2	2	10	0	0	0	999698	0
None	5	10	215	19	1159	15	2	2	2	10	0	0	0	999721	0
None	5	10	179	20	1159	15	2	2	2	10	0	0	0	1003271	0
None	5	10	186	20	1159	200	5	2	1		0	0	0	1000235	0
None	5	50	186	20	1159	200	5	2	1		0	0	0	1000235	0
None	5	10	190	20	1159	15	2	2	2	10	0	0	0	1003160	0
None	5	10	207	20	1159	15	2	2	2	10	0	0	0	1000510	0
None	5	10	215	20	1159	15	2	2	2	10	0	0	0	1000496	0
None	5	10	179	21	1159	15	2	2	2	10	0	0	0	1003125	0
None	5	10	190	21	1159	15	2	2	2	10	0	0	0	999702	0
None	5	10	194	21	1159	0	5	5	1	3	0	0	0	1000269	0
None	5	50	194	21	1159	0	5	5	1	3	0	0	0	1000269	0
None	5	10	207	21	1159	15	2	2	2	10	0	0	0	1003302	0
None	5	10	215	21	1159	15	2	2	2	10	0	0	0	1003660	0
None	5	10	217	21	1059	5	20	20	1	5	0	0	0	1003211	0
None	5	10	1190	21	1159	15	2	2	2	10	0	0	0	1000278	0
None	5	10	179	22	1159	15	2	2	2	10	0	0	0	1003566	0
None	5	10	194	22	1208	15	1	2	2	10	0	0	0	999810	0
None	5	10	194	22	1208	15	1	2	2	10	0	0	0	1001712	0
None	5	10	194	22	1208	15	1	2	2	10	0	0	0	1001714	0
None	5	10	194	22	1208	15	1	2	2	10	0	0	0	1001910	0
None	5	10	194	22	1208	15	1	2	2	10	0	0	0	1001934	0
None	5	10	194	22	1208	15	1	2	2	10	0	0	0	1003859	0
None	5	10	207	22	1159	15	2	2	2	10	0	0	0	1003661	0
None	5	10	215	22	1159	15	2	2	2	10	0	0	0	999731	0
None	5	10	794	22	1208	15	1	2	2	10	0	0	0	1001774	0
None	5	10	846	22	1208	15	1	2	2	10	0	0	0	1001411	0
None	5	10	846	22	1208	15	1	2	2	10	0	0	0	1002427	0
None	5	10	179	23	1159	15	2	2	2	10	0	0	0	999754	0
None	5	10	179	23	1159	15	2	2	2	10	0	0	0	999762	0
None	5	10	179	23	1159	15	2	2	2	10	0	0	0	1003120	0
None	5	10	180	23	1200	15	20	20	2	10	0	0	0	1001923	0
None	5	10	180	23	1200	15	20	20	2	10	0	0	0	1002429	0
None	5	10	180	23	1200	15	20	20	2	10	0	0	0	1002855	0
None	5	10	181	23	1200	15	20	20	2	10	0	0	0	1001217	0
None	5	10	182	23	1200	15	20	20	2	10	0	0	0	1000830	0
None	5	10	186	23	1159	200	5	2	1		0	0	0	1000236	0
None	5	50	186	23	1159	200	5	2	1		0	0	0	1000236	0
None	5	10	195	23	1182	15	1	2	2	3	0	0	0	999623	0
None	5	10	215	23	1159	15	2	2	2	10	0	0	0	1003640	0
None	5	10	218	23	1059	5	20	20	1	5	0	0	0	1003207	0
None	5	10	792	23	1182	15	1	2	2	3	0	0	0	1001512	0
None	5	10	834	23	1200	15	20	20	2	10	0	0	0	1000593	0
None	5	10	835	23	1200	15	20	20	2	10	0	0	0	1000346	0
None	5	10	837	23	1200	15	20	20	2	10	0	0	0	1002938	0
None	5	10	179	24	1159	15	2	2	2	10	0	0	0	1000504	0
None	5	10	179	24	1159	15	2	2	2	10	0	0	0	1003167	0
None	5	10	179	24	1159	15	2	2	2	10	0	0	0	1003261	0
None	5	10	180	24	1184	15	20	20	2	10	0	0	0	1000290	0
None	5	10	186	24	1159	200	5	2	1		0	0	0	1000237	0
None	5	50	186	24	1159	200	5	2	1		0	0	0	1000237	0
None	5	10	190	24	1159	15	2	2	2	10	0	0	0	1001287	0
None	5	10	215	24	1159	15	2	2	2	10	0	0	0	1003668	0
None	5	10	792	24	1182	15	1	2	2	3	0	0	0	999843	0
None	5	10	835	24	1200	15	20	20	2	10	0	0	0	1002020	0
None	5	10	891	24	1184	15	20	20	2	10	0	0	0	1002208	0
None	5	10	900	24	1184	15	1	2	2	10	0	0	0	1000279	0
None	5	10	906	24	1184	15	1	2	2	10	0	0	0	1000280	0
None	5	10	180	25	1200	15	20	20	2	10	0	0	0	1001691	0
None	5	10	180	25	1200	15	20	20	2	10	0	0	0	1001975	0
None	5	10	182	25	1200	15	20	20	2	10	0	0	0	999823	0
None	5	10	184	25	1200	15	20	20	2	10	0	0	0	1000293	0
None	5	10	185	25	1202	15	20	20	2	10	0	0	0	1002251	0
None	5	10	186	25	1159	200	5	2	1		0	0	0	1000238	0
None	5	50	186	25	1159	200	5	2	1		0	0	0	1000238	0
None	5	10	190	25	1159	15	2	2	2	10	0	0	0	1003569	0
None	5	10	194	25	1202	15	1	2	2	10	0	0	0	1001105	0
None	5	10	215	25	1159	15	2	2	2	10	0	0	0	1003146	0
None	5	10	217	25	1059	5	20	20	1	5	0	0	0	1003210	0
None	5	10	792	25	1182	15	1	2	2	3	0	0	0	999569	0

None	5	10	1315	25	1202	15	1	2	2	10	0	0	0	1003544	0
None	5	10	835	25	1200	15	20	20	2	10	0	0	0	1000355	0
None	5	10	835	25	1200	15	20	20	2	10	0	0	0	1001743	0
None	5	10	836	25	1200	15	20	20	2	10	0	0	0	1002447	0
None	5	10	843	25	1204	15	1	2	2	9	0	0	0	999523	0
None	5	10	843	25	1182	15	1	2	2	3	0	0	0	999594	0
None	5	10	874	25	1202	15	1	2	2	10	0	0	0	1000567	0
None	5	10	903	25	1202	15	1	2	2	10	0	0	0	1001537	0
None	5	10	909	25	1202	15	1	2	2	10	0	0	0	1001625	0
None	5	10	180	26	1004	15	20	20	2	10	0	0	0	1001614	0
None	5	10	183	26	1004	15	20	20	2	10	0	0	0	1000291	0
None	5	10	184	26	1196	15	20	20	2	10	0	0	0	999625	0
None	5	10	184	26	1200	15	20	20	2	10	0	0	0	1001051	0
None	5	10	190	26	1159	15	2	2	2	10	0	0	0	1003156	0
None	5	10	215	26	1159	15	2	2	2	10	0	0	0	1003258	0
None	5	10	217	26	1059	5	20	20	1	5	0	0	0	1003209	0
None	5	10	836	26	1200	15	20	20	2	10	0	0	0	1001161	0
None	5	10	842	26	1159	0	5	2	1	10	0	0	0	1000850	0
None	5	10	1116	26	1159	0	5	2	1	10	0	0	0	1000298	0
None	5	10	846	26	1004	15	1	2	2	10	0	0	0	1000793	0
None	5	10	846	26	1004	15	1	2	2	10	0	0	0	1001776	0
None	5	10	903	26	1004	15	1	2	2	10	0	0	0	1001892	0
None	5	10	184	27	1196	15	20	20	2	10	0	0	0	1001535	0
None	5	10	186	27	1159	200	5	2	1		0	0	0	1000239	0
None	5	50	186	27	1159	200	5	2	1		0	0	0	1000239	0
None	5	10	194	27	1207	15	1	2	2	10	0	0	0	1002939	0
None	5	10	794	27	1207	15	1	2	2	10	0	0	0	1001909	0
None	5	10	836	27	1200	15	20	20	2	10	0	0	0	1001378	0
None	5	10	843	27	1183	15	1	2	2	10	0	0	0	1003958	0
None	5	10	846	27	1207	15	1	2	2	10	0	0	0	1001998	0
None	5	10	1185	28	1003	15	20	20	2	6	0	0	0	1000283	0
None	5	10	179	28	1159	15	2	2	2	10	0	0	0	1003202	0
None	5	10	179	28	1159	15	2	2	2	10	0	0	0	1003557	0
None	5	10	1186	28	1159	15	2	2	2	10	0	0	0	999782	0
None	5	10	180	28	1003	15	20	20	2	6	0	0	0	1000565	0
None	5	10	180	28	1002	15	20	20	2	5	0	0	0	1000785	0
None	5	10	180	28	1003	15	20	20	2	6	0	0	0	1001563	0
None	5	10	182	28	1003	15	20	20	2	6	0	0	0	999842	0
None	5	10	182	28	1003	15	20	20	2	6	0	0	0	1000578	0
None	5	10	182	28	1003	15	20	20	2	6	0	0	0	1001381	0
None	5	10	182	28	1003	15	20	20	2	6	0	0	0	1001675	0
None	5	10	182	28	1003	15	20	20	2	6	0	0	0	1002231	0
None	5	10	182	28	1003	15	20	20	2	6	0	0	0	1002882	0
None	5	10	190	28	1159	15	2	2	2	10	0	0	0	1003189	0
None	5	10	206	28	1003	15	1	2	2	6	0	0	0	999954	0
None	5	10	835	28	1003	15	20	20	2	6	0	0	0	1003769	0
None	5	10	836	28	1003	15	20	20	2	6	0	0	0	1001701	0
None	5	10	841	28	1001	15	1	2	2	10	0	0	0	1001567	0
None	5	10	845	28	1001	15	1	2	2	10	0	0	0	1000558	0
None	5	10	895	28	1003	15	20	20	2	6	0	0	0	1001302	0
None	5	10	1185	29	1018	15	20	20	2	5	0	0	0	1002848	0
None	5	30	1185	29	1345	304	20	20	2	5	0	0	0	1002848	0
None	5	10	179	29	1159	15	3	2	2	10	0	0	0	1003341	0
None	5	10	180	29	1017	15	20	20	2	4	0	0	0	1001156	0
None	5	30	180	29	1342	304	20	20	2	4	0	0	0	1001156	0
None	5	10	180	29	1016	15	20	20	2	2	0	0	0	1001410	0
None	5	30	180	29	1340	304	20	20	2	2	0	0	0	1001410	0
None	5	10	180	29	1018	15	20	20	2	5	0	0	0	1002964	0
None	5	30	180	29	1345	304	20	20	2	5	0	0	0	1002964	0
None	5	10	180	29	1018	15	20	20	2	5	0	0	0	1003384	0
None	5	30	180	29	1345	304	20	20	2	5	0	0	0	1003384	0
None	5	10	186	29	1159	200	5	2	1		0	0	0	1000240	0
None	5	50	186	29	1159	200	5	2	1		0	0	0	1000240	0
None	5	10	190	29	1159	15	3	2	2	10	0	0	0	1001173	0
None	5	10	215	29	1159	15	3	2	2	10	0	0	0	999757	0
None	5	10	792	29	1018	15	3	2	2	5	0	0	0	1000573	0
None	5	30	792	29	1345	304	3	2	2	5	0	0	0	1000573	0
None	5	10	844	29	1016	15	3	2	2	2	0	0	0	1000627	0
None	5	30	844	29	1339	304	3	2	2	2	0	0	0	1000627	0
None	5	10	844	29	1018	15	3	2	2	5	0	0	0	1002199	0
None	5	30	844	29	1345	304	3	2	2	5	0	0	0	1002199	0
None	5	10	179	30	1159	15	3	2	2	10	0	0	0	1003195	0
None	5	10	180	30	1018	15	20	20	2	5	0	0	0	999964	0
None	5	30	180	30	1345	304	20	20	2	5	0	0	0	999964	0
None	5	10	180	30	1016	15	20	20	2	2	0	0	0	1001661	0
None	5	30	180	30	1340	304	20	20	2	2	0	0	0	1001661	0
None	5	10	180	30	1018	15	20	20	2	5	0	0	0	1001759	0
None	5	30	180	30	1345	304	20	20	2	5	0	0	0	1001759	0
None	5	10	181	30	1201	15	20	20	2	10	0	0	0	1002016	0
None	5	10	184	30	1201	15	20	20	2	10	0	0	0	1001582	0
None	5	10	190	30	1159	15	3	2	2	10	0	0	0	1003159	0
None	5	10	192	30	1018	15	3	2	2	5	0	0	0	1000591	0
None	5	30	192	30	1345	304	3	2	2	5	0	0	0	1000591	0
None	5	10	192	30	1018	15	3	2	2	5	0	0	0	1003039	0
None	5	30	192	30	1345	304	3	2	2	5	0	0	0	1003039	0
None	5	10	197	30	1201	15	3	2	2	10	0	0	0	1001107	0
None	5	10	197	30	1201	15	3	2	2	10	0	0	0	1001221	0
None	5	10	1188	30	1201	15	3	2	2	10	0	0	0	999812	0
None	5	10	1188	30	1201	15	3	2	2	10	0	0	0	1001355	0
None	5	10	1188	30	1201	15	3	2	2	10	0	0	0	1002434	0
None	5	10	198	30	1201	15	3	2	2	10	0	0	0	999486	0
None	5	10	215	30	1159	15	3	2	2	10	0	0	0	1003662	0

None	5	10	218	30	1201	15	20	20	2	10	0	0	0	1001711	0
None	5	10	792	30	1018	15	3	2	2	5	0	0	0	1001147	0
None	5	30	792	30	1345	304	3	2	2	5	0	0	0	1001147	0
None	5	10	792	30	1018	15	3	2	2	5	0	0	0	1001822	0
None	5	30	792	30	1345	304	3	2	2	5	0	0	0	1001822	0
None	5	10	792	30	1018	15	3	2	2	5	0	0	0	1001908	0
None	5	30	792	30	1345	304	3	2	2	5	0	0	0	1001908	0
None	5	10	792	30	1018	15	3	2	2	5	0	0	0	1003784	0
None	5	30	792	30	1345	304	3	2	2	5	0	0	0	1003784	0
None	5	10	901	30	1018	15	3	2	2	5	0	0	0	1001893	0
None	5	30	901	30	1345	304	3	2	2	5	0	0	0	1001893	0
None	5	10	907	30	1018	15	3	2	2	5	0	0	0	999457	0
None	5	30	907	30	1345	304	3	2	2	5	0	0	0	999457	0
None	5	10	1185	31	1018	15	20	20	2	5	0	0	0	999604	0
None	5	30	1185	31	1345	304	20	20	2	5	0	0	0	999604	0
None	5	10	1185	31	1018	15	20	20	2	5	0	0	0	1001111	0
None	5	30	1185	31	1345	304	20	20	2	5	0	0	0	1001111	0
None	5	10	180	31	1016	15	20	20	2	2	0	0	0	1001157	0
None	5	30	180	31	1340	304	20	20	2	2	0	0	0	1001157	0
None	5	10	180	31	1017	15	20	20	2	4	0	0	0	1002257	0
None	5	30	180	31	1342	304	20	20	2	4	0	0	0	1002257	0
None	5	10	183	31	1018	15	20	20	2	5	0	0	0	1000294	0
None	5	30	183	31	1345	304	20	20	2	5	0	0	0	1000294	0
None	5	10	192	31	1018	15	3	2	2	5	0	0	0	999627	0
None	5	30	192	31	1345	304	3	2	2	5	0	0	0	999627	0
None	5	10	192	31	1018	15	3	2	2	5	0	0	0	1002611	0
None	5	30	192	31	1345	304	3	2	2	5	0	0	0	1002611	0
None	5	10	197	31	1017	15	3	2	2	4	0	0	0	1001957	0
None	5	30	197	31	1342	304	3	2	2	4	0	0	0	1001957	0
None	5	10	1188	31	1017	15	3	2	2	4	0	0	0	1000626	0
None	5	30	1188	31	1342	304	3	2	2	4	0	0	0	1000626	0
None	5	10	217	31	1017	15	20	20	2	4	0	0	0	1001868	0
None	5	30	217	31	1342	304	20	20	2	4	0	0	0	1001868	0
None	5	10	791	31	1018	15	3	2	2	5	0	0	0	1001624	0
None	5	30	791	31	1345	304	3	2	2	5	0	0	0	1001624	0
None	5	10	792	31	1018	15	3	2	2	5	0	0	0	1002655	0
None	5	30	792	31	1345	304	3	2	2	5	0	0	0	1002655	0
None	5	10	833	31	1018	15	20	20	2	5	0	0	0	1001345	0
None	5	30	833	31	1345	304	20	20	2	5	0	0	0	1001345	0
None	5	10	845	31	1018	15	3	2	2	5	0	0	0	999537	0
None	5	30	845	31	1345	304	3	2	2	5	0	0	0	999537	0
None	5	10	849	31	1017	15	3	2	2	4	0	0	0	1002174	0
None	5	30	849	31	1342	304	3	2	2	4	0	0	0	1002174	0
None	5	10	850	31	1018	15	3	2	2	5	0	0	0	999492	0
None	5	30	850	31	1345	304	3	2	2	5	0	0	0	999492	0
None	5	10	854	31	1017	15	20	20	2	4	0	0	0	1002012	0
None	5	30	854	31	1342	304	20	20	2	4	0	0	0	1002012	0
None	5	10	891	31	1018	15	20	20	2	5	0	0	0	1001584	0
None	5	30	891	31	1345	304	20	20	2	5	0	0	0	1001584	0
None	5	10	180	32	1016	15	20	20	2	2	0	0	0	1001960	0
None	5	30	180	32	1340	304	20	20	2	2	0	0	0	1001960	0
None	5	10	180	32	1036	15	20	20	2	8	0	0	0	1002652	0
None	5	30	180	32	1347	304	20	20	2	8	0	0	0	1002652	0
None	5	10	181	32	1018	15	20	20	2	5	0	0	0	1001622	0
None	5	30	181	32	1345	304	20	20	2	5	0	0	0	1001622	0
None	5	10	186	32	1018	15	3	2	2	5	0	0	0	999493	0
None	5	30	186	32	1345	304	3	2	2	5	0	0	0	999493	0
None	5	10	186	32	1018	15	3	2	2	5	0	0	0	1000601	0
None	5	30	186	32	1345	304	3	2	2	5	0	0	0	1000601	0
None	5	10	189	32	1018	15	3	2	2	5	0	0	0	999535	0
None	5	30	189	32	1345	304	3	2	2	5	0	0	0	999535	0
None	5	10	189	32	1018	15	3	2	2	5	0	0	0	1000766	0
None	5	30	189	32	1345	304	3	2	2	5	0	0	0	1000766	0
None	5	10	189	32	1018	15	3	2	2	5	0	0	0	1000817	0
None	5	30	189	32	1345	304	3	2	2	5	0	0	0	1000817	0
None	5	10	189	32	1018	15	3	2	2	5	0	0	0	1001886	0
None	5	30	189	32	1345	304	3	2	2	5	0	0	0	1001886	0
None	5	10	193	32	1018	15	3	2	2	5	0	0	0	1000633	0
None	5	30	193	32	1345	304	3	2	2	5	0	0	0	1000633	0
None	5	10	193	32	1018	15	3	2	2	5	0	0	0	1000782	0
None	5	30	193	32	1345	304	3	2	2	5	0	0	0	1000782	0
None	5	10	193	32	1018	15	3	2	2	5	0	0	0	1001707	0
None	5	30	193	32	1345	304	3	2	2	5	0	0	0	1001707	0
None	5	10	193	32	1018	15	3	2	2	5	0	0	0	1001727	0
None	5	30	193	32	1345	304	3	2	2	5	0	0	0	1001727	0
None	5	10	193	32	1018	15	3	2	2	5	0	0	0	1001919	0
None	5	30	193	32	1345	304	3	2	2	5	0	0	0	1001919	0
None	5	10	193	32	1018	15	3	2	2	5	0	0	0	1002817	0
None	5	30	193	32	1345	304	3	2	2	5	0	0	0	1002817	0
None	5	10	193	32	1018	15	3	2	2	5	0	0	0	1003044	0
None	5	30	193	32	1345	304	3	2	2	5	0	0	0	1003044	0
None	5	10	195	32	1018	15	3	2	2	5	0	0	0	1001885	0
None	5	30	195	32	1345	304	3	2	2	5	0	0	0	1001885	0
None	5	10	195	32	1018	15	3	2	2	5	0	0	0	1001932	0
None	5	30	195	32	1345	304	3	2	2	5	0	0	0	1001932	0
None	5	10	195	32	1018	15	3	2	2	5	0	0	0	1002887	0
None	5	30	195	32	1345	304	3	2	2	5	0	0	0	1002887	0
None	5	10	196	32	1018	15	3	2	2	5	0	0	0	1001692	0
None	5	30	196	32	1345	304	3	2	2	5	0	0	0	1001692	0
None	5	10	196	32	1018	15	3	2	2	5	0	0	0	1001777	0
None	5	30	196	32	1345	304	3	2	2	5	0	0	0	1001777	0
None	5	10	196	32	1018	15	3	2	2	5	0	0	0	1003811	0

None	5	30	196	32	1345	304	3	2	2	5	0	0	0	1003811	0
None	5	10	790	32	1018	15	3	2	2	5	0	0	0	1002656	0
None	5	30	790	32	1345	304	3	2	2	5	0	0	0	1002656	0
None	5	10	791	32	1018	15	3	2	2	5	0	0	0	1001573	0
None	5	30	791	32	1345	304	3	2	2	5	0	0	0	1001573	0
None	5	10	795	32	1018	15	3	2	2	5	0	0	0	1001840	0
None	5	30	795	32	1345	304	3	2	2	5	0	0	0	1001840	0
None	5	10	796	32	1018	15	3	2	2	5	0	0	0	999461	0
None	5	30	796	32	1345	304	3	2	2	5	0	0	0	999461	0
None	5	10	838	32	1018	15	3	2	2	5	0	0	0	999957	0
None	5	30	838	32	1345	304	3	2	2	5	0	0	0	999957	0
None	5	10	838	32	1018	15	3	2	2	5	0	0	0	1001351	0
None	5	30	838	32	1345	304	3	2	2	5	0	0	0	1001351	0
None	5	10	838	32	1018	15	3	2	2	5	0	0	0	1002252	0
None	5	30	838	32	1345	304	3	2	2	5	0	0	0	1002252	0
None	5	10	838	32	1018	15	3	2	2	5	0	0	0	1002633	0
None	5	30	838	32	1345	304	3	2	2	5	0	0	0	1002633	0
None	5	10	845	32	1018	15	3	2	2	5	0	0	0	1000351	0
None	5	30	845	32	1345	304	3	2	2	5	0	0	0	1000351	0
None	5	10	845	32	1018	15	3	2	2	5	0	0	0	1000753	0
None	5	30	845	32	1345	304	3	2	2	5	0	0	0	1000753	0
None	5	10	845	32	1018	15	3	2	2	5	0	0	0	1001412	0
None	5	30	845	32	1345	304	3	2	2	5	0	0	0	1001412	0
None	5	10	854	32	1017	15	20	20	2	4	0	0	0	1002217	0
None	5	30	854	32	1342	304	20	20	2	4	0	0	0	1002217	0
None	5	10	855	32	1018	15	20	20	2	5	0	0	0	1001304	0
None	5	30	855	32	1345	304	20	20	2	5	0	0	0	1001304	0
None	5	10	873	32	1018	15	3	2	2	5	0	0	0	1001784	0
None	5	30	873	32	1345	304	3	2	2	5	0	0	0	1001784	0
None	5	10	899	32	1018	15	3	2	2	5	0	0	0	1000729	0
None	5	30	899	32	1345	304	3	2	2	5	0	0	0	1000729	0
None	5	10	900	32	1018	15	3	2	2	5	0	0	0	999452	0
None	5	30	900	32	1345	304	3	2	2	5	0	0	0	999452	0
None	5	10	902	32	1018	15	3	2	2	5	0	0	0	1001669	0
None	5	30	902	32	1345	304	3	2	2	5	0	0	0	1001669	0
None	5	10	902	32	1018	15	3	2	2	5	0	0	0	1001865	0
None	5	30	902	32	1345	304	3	2	2	5	0	0	0	1001865	0
None	5	10	902	32	1018	15	3	2	2	5	0	0	0	1002286	0
None	5	30	902	32	1345	304	3	2	2	5	0	0	0	1002286	0
None	5	10	904	32	1018	15	3	2	2	5	0	0	0	1002176	0
None	5	30	904	32	1345	304	3	2	2	5	0	0	0	1002176	0
None	5	10	179	33	1159	15	3	2	2	10	0	0	0	1003468	0
None	5	10	180	33	1048	15	20	20	2	8	0	0	0	1001155	0
None	5	30	180	33	1347	304	20	20	2	8	0	0	0	1001155	0
None	5	10	180	33	1016	15	20	20	2	2	0	0	0	1003040	0
None	5	30	180	33	1340	304	20	20	2	2	0	0	0	1003040	0
None	5	10	194	33	1048	15	3	2	2	8	0	0	0	999469	0
None	5	30	194	33	1347	304	3	2	2	8	0	0	0	999469	0
None	5	10	194	33	1048	15	3	2	2	8	0	0	0	1002446	0
None	5	30	194	33	1347	304	3	2	2	8	0	0	0	1002446	0
None	5	10	194	33	1048	15	3	2	2	8	0	0	0	1002599	0
None	5	30	194	33	1347	304	3	2	2	8	0	0	0	1002599	0
None	5	10	215	33	1159	15	3	2	2	10	0	0	0	1001170	0
None	5	10	854	33	1018	15	20	20	2	5	0	0	0	1001792	0
None	5	30	854	33	1345	304	20	20	2	5	0	0	0	1001792	0
None	5	10	854	33	1017	15	20	20	2	4	0	0	0	1002282	0
None	5	30	854	33	1342	304	20	20	2	4	0	0	0	1002282	0
None	5	10	180	34	1016	15	20	20	2	2	0	0	0	1002420	0
None	5	30	180	34	1340	304	20	20	2	2	0	0	0	1002420	0
None	5	10	184	34	1018	15	20	20	2	5	0	0	0	1001732	0
None	5	30	184	34	1345	304	20	20	2	5	0	0	0	1001732	0
None	5	10	186	34	1159	200	5	2	1		0	0	0	1000241	0
None	5	50	186	34	1159	200	5	2	1		0	0	0	1000241	0
None	5	10	194	34	1048	15	3	2	2	8	0	0	0	1001825	0
None	5	30	194	34	1347	304	3	2	2	8	0	0	0	1001825	0
None	5	10	198	34	1018	15	3	2	2	5	0	0	0	1001575	0
None	5	30	198	34	1342	304	3	2	2	5	0	0	0	1001575	0
None	5	10	215	34	1159	15	3	2	2	10	0	0	0	999747	0
None	5	10	215	34	1159	15	3	2	2	10	0	0	0	999764	0
None	5	10	216	34	1018	15	20	20	2	5	0	0	0	1001944	0
None	5	30	216	34	1345	304	20	20	2	5	0	0	0	1001944	0
None	5	10	218	34	1018	15	20	20	2	5	0	0	0	1001930	0
None	5	30	218	34	1345	304	20	20	2	5	0	0	0	1001930	0
None	5	10	854	34	1018	15	20	20	2	5	0	0	0	999828	0
None	5	30	854	34	1345	304	20	20	2	5	0	0	0	999828	0
None	5	10	891	34	1048	15	20	20	2	8	0	0	0	999813	0
None	5	30	891	34	1347	304	20	20	2	8	0	0	0	999813	0
None	5	10	1185	35	1180	1	20	20	1	1	0	0	0	999785	0
None	5	10	179	35	1159	0	5	2	1	10	0	0	0	1003487	0
None	5	10	184	35	1059	5	20	20	1	5	0	0	0	1002893	0
None	5	30	184	35	1342	303	20	20	1	5	0	0	0	1002893	0
None	5	20	184	35	1096	200	20	20	1	5	0	0	0	1002893	0
None	5	10	186	35	1159	200	5	2	1		0	0	0	1000266	0
None	5	50	186	35	1159	200	5	2	1		0	0	0	1000266	0
None	5	10	215	35	1159	0	5	2	1	10	0	0	0	1003137	0
None	5	10	789	35	1180	1	5	2	1	1	0	0	0	1000587	0
None	5	10	833	35	1057	3	20	20	1	3	0	0	0	1001649	0
None	5	30	833	35	1340	303	20	20	1	3	0	0	0	1001649	0
None	5	20	833	35	1160	200	20	20	1	3	0	0	0	1001649	0
None	5	10	1291	35	1060	6	20	20	1	10	0	0	0	1000852	0
None	5	30	1291	35	1342	303	20	20	1	10	0	0	0	1000852	0
None	5	20	1291	35	1100	200	20	20	1	10	0	0	0	1000852	0

None	5	10	836	35	1060	6	20	20	1	6	0	0	0	1002147	0
None	5	30	836	35	1345	303	20	20	1	6	0	0	0	1002147	0
None	5	20	836	35	1100	200	20	20	1	6	0	0	0	1002147	0
None	5	10	840	35	1180	1	5	2	1	1	0	0	0	1001350	0
None	5	10	855	35	1056	2	20	20	1	2	0	0	0	999607	0
None	5	30	855	35	1339	303	20	20	1	2	0	0	0	999607	0
None	5	20	855	35	1091	200	20	20	1	2	0	0	0	999607	0
None	5	10	898	35	1180	1	5	2	1	1	0	0	0	999963	0
None	5	10	217	36	1059	5	20	20	1	5	0	0	0	1003208	0
None	5	30	217	36	1342	303	20	20	1	5	0	0	0	1003208	0
None	5	20	217	36	1096	200	20	20	1	5	0	0	0	1003208	0
None	5	10	1185	37	1059	5	20	20	1	5	0	0	0	1001280	0
None	5	30	1185	37	1342	303	20	20	1	5	0	0	0	1001280	0
None	5	20	1185	37	1096	200	20	20	1	5	0	0	0	1001280	0
None	5	10	1185	37	1057	3	20	20	1	3	0	0	0	1003318	0
None	5	30	1185	37	1339	303	20	20	1	3	0	0	0	1003318	0
None	5	20	1185	37	1091	200	20	20	1	3	0	0	0	1003318	0
None	5	10	1185	37	1057	3	20	20	1	3	0	0	0	1003643	0
None	5	30	1185	37	1339	303	20	20	1	3	0	0	0	1003643	0
None	5	20	1185	37	1091	200	20	20	1	3	0	0	0	1003643	0
None	5	10	180	37	1059	5	20	20	1	5	0	0	0	999743	0
None	5	30	180	37	1342	303	20	20	1	5	0	0	0	999743	0
None	5	20	180	37	1096	200	20	20	1	5	0	0	0	999743	0
None	5	10	180	37	1059	5	20	20	1	5	0	0	0	1000670	0
None	5	30	180	37	1342	303	20	20	1	5	0	0	0	1000670	0
None	5	20	180	37	1096	200	20	20	1	5	0	0	0	1000670	0
None	5	10	180	37	1059	5	20	20	1	5	0	0	0	1000671	0
None	5	30	180	37	1342	303	20	20	1	5	0	0	0	1000671	0
None	5	20	180	37	1096	200	20	20	1	5	0	0	0	1000671	0
None	5	10	180	37	1059	5	20	20	1	5	0	0	0	1000672	0
None	5	30	180	37	1342	303	20	20	1	5	0	0	0	1000672	0
None	5	20	180	37	1096	200	20	20	1	5	0	0	0	1000672	0
None	5	10	180	37	1059	5	20	20	1	5	0	0	0	1000673	0
None	5	30	180	37	1342	303	20	20	1	5	0	0	0	1000673	0
None	5	20	180	37	1096	200	20	20	1	5	0	0	0	1000673	0
None	5	10	180	37	1059	5	20	20	1	5	0	0	0	1001513	0
None	5	30	180	37	1342	303	20	20	1	5	0	0	0	1001513	0
None	5	20	180	37	1096	200	20	20	1	5	0	0	0	1001513	0
None	5	10	180	37	1059	5	20	20	1	5	0	0	0	1002146	0
None	5	30	180	37	1342	303	20	20	1	5	0	0	0	1002146	0
None	5	20	180	37	1096	200	20	20	1	5	0	0	0	1002146	0
None	5	10	180	37	1059	5	20	20	1	5	0	0	0	1002954	0
None	5	30	180	37	1342	303	20	20	1	5	0	0	0	1002954	0
None	5	20	180	37	1096	200	20	20	1	5	0	0	0	1002954	0
None	5	10	180	37	1059	5	20	20	1	5	0	0	0	1003547	0
None	5	30	180	37	1342	303	20	20	1	5	0	0	0	1003547	0
None	5	20	180	37	1096	200	20	20	1	5	0	0	0	1003547	0
None	5	10	181	37	1059	5	20	20	1	5	0	0	0	1001695	0
None	5	30	181	37	1342	303	20	20	1	5	0	0	0	1001695	0
None	5	20	181	37	1096	200	20	20	1	5	0	0	0	1001695	0
None	5	10	181	37	1059	5	20	20	1	5	0	0	0	1002632	0
None	5	30	181	37	1342	303	20	20	1	5	0	0	0	1002632	0
None	5	20	181	37	1096	200	20	20	1	5	0	0	0	1002632	0
None	5	10	181	37	1059	5	20	20	1	5	0	0	0	1003131	0
None	5	30	181	37	1342	303	20	20	1	5	0	0	0	1003131	0
None	5	20	181	37	1096	200	20	20	1	5	0	0	0	1003131	0
None	5	10	1233	37	1059	5	20	20	1	5	0	0	0	1001756	0
None	5	30	1233	37	1342	303	20	20	1	5	0	0	0	1001756	0
None	5	20	1233	37	1096	200	20	20	1	5	0	0	0	1001756	0
None	5	10	182	37	1059	5	20	20	1	5	0	0	0	999707	0
None	5	30	182	37	1342	303	20	20	1	5	0	0	0	999707	0
None	5	20	182	37	1096	200	20	20	1	5	0	0	0	999707	0
None	5	10	182	37	1059	5	20	20	1	5	0	0	0	1004043	0
None	5	30	182	37	1342	303	20	20	1	5	0	0	0	1004043	0
None	5	20	182	37	1096	200	20	20	1	5	0	0	0	1004043	0
None	5	10	184	37	1059	5	20	20	1	5	0	0	0	1000345	0
None	5	30	184	37	1342	303	20	20	1	5	0	0	0	1000345	0
None	5	20	184	37	1096	200	20	20	1	5	0	0	0	1000345	0
None	5	10	184	37	1059	5	20	20	1	5	0	0	0	1000598	0
None	5	30	184	37	1342	303	20	20	1	5	0	0	0	1000598	0
None	5	20	184	37	1096	200	20	20	1	5	0	0	0	1000598	0
None	5	10	186	37	1180	1	5	2	1	1	0	0	0	1002950	0
None	5	10	187	37	1056	2	5	2	1	2	0	0	0	1002268	0
None	5	30	187	37	1349	303	5	2	1	2	0	0	0	1002268	0
None	5	20	187	37	1087	200	5	2	1	2	0	0	0	1002268	0
None	5	10	193	37	1180	1	5	2	1	1	0	0	0	1001894	0
None	5	10	194	37	1066	9	5	2	1	8	0	0	0	999519	0
None	5	30	194	37	1347	303	5	2	1	8	0	0	0	999519	0
None	5	20	194	37	1103	200	5	2	1	8	0	0	0	999519	0
None	5	10	194	37	1066	9	5	2	1	8	0	0	0	1001290	0
None	5	30	194	37	1347	303	5	2	1	8	0	0	0	1001290	0
None	5	20	194	37	1103	200	5	2	1	8	0	0	0	1001290	0
None	5	10	194	37	1066	9	5	2	1	8	0	0	0	1003151	0
None	5	30	194	37	1347	303	5	2	1	8	0	0	0	1003151	0
None	5	20	194	37	1103	200	5	2	1	8	0	0	0	1003151	0
None	5	10	194	37	1066	9	5	2	1	8	0	0	0	1003307	0
None	5	30	194	37	1347	303	5	2	1	8	0	0	0	1003307	0
None	5	20	194	37	1103	200	5	2	1	8	0	0	0	1003307	0
None	5	10	195	37	1057	3	5	2	1	3	0	0	0	1003653	0
None	5	30	195	37	1339	303	5	2	1	3	0	0	0	1003653	0
None	5	20	195	37	1091	200	5	2	1	3	0	0	0	1003653	0
None	5	10	197	37	1059	5	5	2	1	5	0	0	0	1001403	0

None	5	30	197	37	1342	303	5	2	1	5	0	0	0	1001403	0
None	5	20	197	37	1096	200	5	2	1	5	0	0	0	1001403	0
None	5	10	198	37	1059	5	5	2	1	5	0	0	0	1003275	0
None	5	30	198	37	1342	303	5	2	1	5	0	0	0	1003275	0
None	5	20	198	37	1096	200	5	2	1	5	0	0	0	1003275	0
None	5	10	206	37	1057	3	5	2	1	3	0	0	0	1003336	0
None	5	30	206	37	1340	303	5	2	1	3	0	0	0	1003336	0
None	5	20	206	37	1160	200	5	2	1	3	0	0	0	1003336	0
None	5	10	207	37	1057	3	5	2	1	3	0	0	0	1003568	0
None	5	30	207	37	1340	303	5	2	1	3	0	0	0	1003568	0
None	5	20	207	37	1160	200	5	2	1	3	0	0	0	1003568	0
None	5	10	208	37	1057	3	5	2	1	3	0	0	0	999753	0
None	5	30	208	37	1340	303	5	2	1	3	0	0	0	999753	0
None	5	20	208	37	1160	200	5	2	1	3	0	0	0	999753	0
None	5	10	209	37	1057	3	5	2	1	3	0	0	0	1001561	0
None	5	30	209	37	1340	303	5	2	1	3	0	0	0	1001561	0
None	5	20	209	37	1160	200	5	2	1	3	0	0	0	1001561	0
None	5	10	209	37	1057	3	5	2	1	3	0	0	0	1003276	0
None	5	30	209	37	1340	303	5	2	1	3	0	0	0	1003276	0
None	5	20	209	37	1160	200	5	2	1	3	0	0	0	1003276	0
None	5	10	210	37	1057	3	5	2	1	3	0	0	0	1001633	0
None	5	30	210	37	1340	303	5	2	1	3	0	0	0	1001633	0
None	5	20	210	37	1160	200	5	2	1	3	0	0	0	1001633	0
None	5	10	212	37	1057	3	5	2	1	3	0	0	0	999766	0
None	5	30	212	37	1340	303	5	2	1	3	0	0	0	999766	0
None	5	20	212	37	1160	200	5	2	1	3	0	0	0	999766	0
None	5	10	212	37	1057	3	5	2	1	3	0	0	0	1003274	0
None	5	30	212	37	1340	303	5	2	1	3	0	0	0	1003274	0
None	5	20	212	37	1160	200	5	2	1	3	0	0	0	1003274	0
None	5	10	212	37	1057	3	5	2	1	3	0	0	0	1003306	0
None	5	30	212	37	1340	303	5	2	1	3	0	0	0	1003306	0
None	5	20	212	37	1160	200	5	2	1	3	0	0	0	1003306	0
None	5	10	213	37	1057	3	5	2	1	3	0	0	0	1000720	0
None	5	30	213	37	1340	303	5	2	1	3	0	0	0	1000720	0
None	5	20	213	37	1160	200	5	2	1	3	0	0	0	1000720	0
None	5	10	213	37	1057	3	5	2	1	3	0	0	0	1003281	0
None	5	30	213	37	1340	303	5	2	1	3	0	0	0	1003281	0
None	5	20	213	37	1160	200	5	2	1	3	0	0	0	1003281	0
None	5	10	216	37	1059	5	20	20	1	5	0	0	0	999950	0
None	5	30	216	37	1342	303	20	20	1	5	0	0	0	999950	0
None	5	20	216	37	1096	200	20	20	1	5	0	0	0	999950	0
None	5	10	216	37	1059	5	20	20	1	5	0	0	0	1003463	0
None	5	30	216	37	1342	303	20	20	1	5	0	0	0	1003463	0
None	5	20	216	37	1096	200	20	20	1	5	0	0	0	1003463	0
None	5	10	217	37	1059	5	20	20	1	5	0	0	0	1000786	0
None	5	30	217	37	1342	303	20	20	1	5	0	0	0	1000786	0
None	5	20	217	37	1096	200	20	20	1	5	0	0	0	1000786	0
None	5	10	218	37	1059	5	20	20	1	5	0	0	0	1000288	0
None	5	30	218	37	1342	303	20	20	1	5	0	0	0	1000288	0
None	5	20	218	37	1096	200	20	20	1	5	0	0	0	1000288	0
None	5	10	218	37	1059	5	20	20	1	5	0	0	0	1001967	0
None	5	30	218	37	1342	303	20	20	1	5	0	0	0	1001967	0
None	5	20	218	37	1096	200	20	20	1	5	0	0	0	1001967	0
None	5	10	218	37	1059	5	20	20	1	5	0	0	0	1003561	0
None	5	30	218	37	1342	303	20	20	1	5	0	0	0	1003561	0
None	5	20	218	37	1096	200	20	20	1	5	0	0	0	1003561	0
None	5	10	833	37	1057	3	20	20	1	3	0	0	0	1000031	0
None	5	30	833	37	1340	303	20	20	1	3	0	0	0	1000031	0
None	5	20	833	37	1160	200	20	20	1	3	0	0	0	1000031	0
None	5	10	836	37	1060	6	20	20	1	6	0	0	0	1001938	0
None	5	30	836	37	1345	303	20	20	1	6	0	0	0	1001938	0
None	5	20	836	37	1100	200	20	20	1	6	0	0	0	1001938	0
None	5	10	838	37	1180	1	5	2	1	1	0	0	0	1003809	0
None	5	10	855	37	1056	2	20	20	1	2	0	0	0	1001884	0
None	5	30	855	37	1339	303	20	20	1	2	0	0	0	1001884	0
None	5	20	855	37	1091	200	20	20	1	2	0	0	0	1001884	0
None	5	10	891	37	1060	6	20	20	1	6	0	0	0	1000152	0
None	5	30	891	37	1345	303	20	20	1	6	0	0	0	1000152	0
None	5	20	891	37	1100	200	20	20	1	6	0	0	0	1000152	0
None	5	10	891	37	1060	6	20	20	1	6	0	0	0	1004030	0
None	5	30	891	37	1345	303	20	20	1	6	0	0	0	1004030	0
None	5	20	891	37	1100	200	20	20	1	6	0	0	0	1004030	0
None	5	10	896	37	1180	1	5	2	1	1	0	0	0	1002604	0
None	5	10	1185	39	1060	6	20	20	1	6	0	0	0	999799	0
None	5	30	1185	39	1345	303	20	20	1	6	0	0	0	999799	0
None	5	20	1185	39	1100	200	20	20	1	6	0	0	0	999799	0
None	5	10	180	39	1057	3	20	20	1	3	0	0	0	1000669	0
None	5	30	180	39	1340	303	20	20	1	3	0	0	0	1000669	0
None	5	20	180	39	1160	200	20	20	1	3	0	0	0	1000669	0
None	5	10	180	39	1059	5	20	20	1	5	0	0	0	1001754	0
None	5	30	180	39	1342	303	20	20	1	5	0	0	0	1001754	0
None	5	20	180	39	1096	200	20	20	1	5	0	0	0	1001754	0
None	5	10	180	39	1057	3	20	20	1	3	0	0	0	1002122	0
None	5	30	180	39	1340	303	20	20	1	3	0	0	0	1002122	0
None	5	20	180	39	1160	200	20	20	1	3	0	0	0	1002122	0
None	5	10	1233	39	1059	5	20	20	1	5	0	0	0	999722	0
None	5	30	1233	39	1342	303	20	20	1	5	0	0	0	999722	0
None	5	20	1233	39	1096	200	20	20	1	5	0	0	0	999722	0
None	5	10	182	39	1059	5	20	20	1	5	0	0	0	1000744	0
None	5	30	182	39	1342	303	20	20	1	5	0	0	0	1000744	0
None	5	20	182	39	1096	200	20	20	1	5	0	0	0	1000744	0
None	5	10	182	39	1059	5	20	20	1	5	0	0	0	1001883	0

None	5	30	182	39	1342	303	20	20	1	5	0	0	0	1001883	0
None	5	20	182	39	1096	200	20	20	1	5	0	0	0	1001883	0
None	5	10	184	39	1059	5	20	20	1	5	0	0	0	1000824	0
None	5	30	184	39	1342	303	20	20	1	5	0	0	0	1000824	0
None	5	20	184	39	1096	200	20	20	1	5	0	0	0	1000824	0
None	5	10	184	39	1060	6	20	20	1	6	0	0	0	1001963	0
None	5	30	184	39	1345	303	20	20	1	6	0	0	0	1001963	0
None	5	20	184	39	1100	200	20	20	1	6	0	0	0	1001963	0
None	5	10	186	39	1159	200	5	2	1		0	0	0	1000267	0
None	5	50	186	39	1159	200	5	2	1		0	0	0	1000267	0
None	5	10	187	39	1056	2	5	2	1	2	0	0	0	1001706	0
None	5	30	187	39	1349	303	5	2	1	2	0	0	0	1001706	0
None	5	20	187	39	1087	200	5	2	1	2	0	0	0	1001706	0
None	5	10	189	39	1057	3	5	2	1	3	0	0	0	1000726	0
None	5	30	189	39	1339	303	5	2	1	3	0	0	0	1000726	0
None	5	20	189	39	1091	200	5	2	1	3	0	0	0	1000726	0
None	5	10	189	39	1057	3	5	2	1	3	0	0	0	1001619	0
None	5	30	189	39	1339	303	5	2	1	3	0	0	0	1001619	0
None	5	20	189	39	1091	200	5	2	1	3	0	0	0	1001619	0
None	5	10	191	39	1057	3	5	2	1	3	0	0	0	1002441	0
None	5	30	191	39	1339	303	5	2	1	3	0	0	0	1002441	0
None	5	20	191	39	1091	200	5	2	1	3	0	0	0	1002441	0
None	5	10	192	39	1057	3	5	2	1	3	0	0	0	1000754	0
None	5	30	192	39	1339	303	5	2	1	3	0	0	0	1000754	0
None	5	20	192	39	1091	200	5	2	1	3	0	0	0	1000754	0
None	5	10	192	39	1057	3	5	2	1	3	0	0	0	1001372	0
None	5	30	192	39	1339	303	5	2	1	3	0	0	0	1001372	0
None	5	20	192	39	1091	200	5	2	1	3	0	0	0	1001372	0
None	5	10	193	39	1057	3	5	2	1	3	0	0	0	1003620	0
None	5	30	193	39	1339	303	5	2	1	3	0	0	0	1003620	0
None	5	20	193	39	1091	200	5	2	1	3	0	0	0	1003620	0
None	5	10	195	39	1057	3	5	2	1	3	0	0	0	1003110	0
None	5	30	195	39	1339	303	5	2	1	3	0	0	0	1003110	0
None	5	20	195	39	1091	200	5	2	1	3	0	0	0	1003110	0
None	5	10	195	39	1057	3	5	2	1	3	0	0	0	1003310	0
None	5	30	195	39	1339	303	5	2	1	3	0	0	0	1003310	0
None	5	20	195	39	1091	200	5	2	1	3	0	0	0	1003310	0
None	5	10	206	39	1057	3	5	2	1	3	0	0	0	1002880	0
None	5	30	206	39	1340	303	5	2	1	3	0	0	0	1002880	0
None	5	20	206	39	1160	200	5	2	1	3	0	0	0	1002880	0
None	5	10	210	39	1057	3	5	2	1	3	0	0	0	1001705	0
None	5	30	210	39	1340	303	5	2	1	3	0	0	0	1001705	0
None	5	20	210	39	1160	200	5	2	1	3	0	0	0	1001705	0
None	5	10	213	39	1057	3	5	2	1	3	0	0	0	1001833	0
None	5	30	213	39	1340	303	5	2	1	3	0	0	0	1001833	0
None	5	20	213	39	1160	200	5	2	1	3	0	0	0	1001833	0
None	5	10	213	39	1057	3	5	2	1	3	0	0	0	1003554	0
None	5	30	213	39	1340	303	5	2	1	3	0	0	0	1003554	0
None	5	20	213	39	1160	200	5	2	1	3	0	0	0	1003554	0
None	5	10	216	39	1057	3	20	20	1	3	0	0	0	1000599	0
None	5	30	216	39	1340	303	20	20	1	3	0	0	0	1000599	0
None	5	20	216	39	1160	200	20	20	1	3	0	0	0	1000599	0
None	5	10	216	39	1057	3	20	20	1	3	0	0	0	1001912	0
None	5	30	216	39	1340	303	20	20	1	3	0	0	0	1001912	0
None	5	20	216	39	1160	200	20	20	1	3	0	0	0	1001912	0
None	5	10	216	39	1059	5	20	20	1	5	0	0	0	1003518	0
None	5	30	216	39	1342	303	20	20	1	5	0	0	0	1003518	0
None	5	20	216	39	1096	200	20	20	1	5	0	0	0	1003518	0
None	5	10	216	39	1057	3	20	20	1	3	0	0	0	1003585	0
None	5	30	216	39	1340	303	20	20	1	3	0	0	0	1003585	0
None	5	20	216	39	1160	200	20	20	1	3	0	0	0	1003585	0
None	5	10	216	39	1059	5	20	20	1	5	0	0	0	1003781	0
None	5	30	216	39	1342	303	20	20	1	5	0	0	0	1003781	0
None	5	20	216	39	1096	200	20	20	1	5	0	0	0	1003781	0
None	5	10	217	39	1057	3	20	20	1	3	0	0	0	1001903	0
None	5	30	217	39	1340	303	20	20	1	3	0	0	0	1001903	0
None	5	20	217	39	1160	200	20	20	1	3	0	0	0	1001903	0
None	5	10	218	39	1059	5	20	20	1	5	0	0	0	1003512	0
None	5	30	218	39	1342	303	20	20	1	5	0	0	0	1003512	0
None	5	20	218	39	1096	200	20	20	1	5	0	0	0	1003512	0
None	5	10	788	39	1056	2	5	2	1	2	0	0	0	1001536	0
None	5	30	788	39	1349	303	5	2	1	2	0	0	0	1001536	0
None	5	20	788	39	1087	200	5	2	1	2	0	0	0	1001536	0
None	5	10	788	39	1056	2	5	2	1	2	0	0	0	1001827	0
None	5	30	788	39	1349	303	5	2	1	2	0	0	0	1001827	0
None	5	20	788	39	1087	200	5	2	1	2	0	0	0	1001827	0
None	5	10	833	39	1060	6	20	20	1	6	0	0	0	1004032	0
None	5	30	833	39	1345	303	20	20	1	6	0	0	0	1004032	0
None	5	20	833	39	1100	200	20	20	1	6	0	0	0	1004032	0
None	5	10	841	39	1057	3	5	2	1	3	0	0	0	1000700	0
None	5	30	841	39	1339	303	5	2	1	3	0	0	0	1000700	0
None	5	20	841	39	1091	200	5	2	1	3	0	0	0	1000700	0
None	5	10	846	39	1066	9	5	2	1	10	0	0	0	1000851	0
None	5	30	846	39	1347	303	5	2	1	10	0	0	0	1000851	0
None	5	20	846	39	1103	200	5	2	1	10	0	0	0	1000851	0
None	5	10	848	39	1056	2	5	2	1	2	0	0	0	1001696	0
None	5	30	848	39	1346	303	5	2	1	2	0	0	0	1001696	0
None	5	20	848	39	1085	200	5	2	1	2	0	0	0	1001696	0
None	5	10	855	39	1056	2	20	20	1	2	0	0	0	1001859	0
None	5	30	855	39	1339	303	20	20	1	2	0	0	0	1001859	0
None	5	20	855	39	1091	200	20	20	1	2	0	0	0	1001859	0
None	5	10	889	39	1060	6	20	20	1	6	0	0	0	1002661	0

None	5	30	889	39	1345	303	20	20	1	6	0	0	0	1002661	0
None	5	20	889	39	1100	200	20	20	1	6	0	0	0	1002661	0
None	5	10	892	39	1060	6	20	20	1	6	0	0	0	1001679	0
None	5	30	892	39	1345	303	20	20	1	6	0	0	0	1001679	0
None	5	20	892	39	1100	200	20	20	1	6	0	0	0	1001679	0
None	5	10	900	39	1057	3	5	2	1	3	0	0	0	1002846	0
None	5	30	900	39	1339	303	5	2	1	3	0	0	0	1002846	0
None	5	20	900	39	1091	200	5	2	1	3	0	0	0	1002846	0
None	5	10	904	39	1060	6	5	5	1	6	0	0	0	1000962	0
None	5	30	904	39	1345	303	5	5	1	6	0	0	0	1000962	0
None	5	20	904	39	1100	200	5	5	1	6	0	0	0	1000962	0
None	5	10	907	39	1057	3	5	2	1	3	0	0	0	1002419	0
None	5	30	907	39	1340	303	5	2	1	3	0	0	0	1002419	0
None	5	20	907	39	1160	200	5	2	1	3	0	0	0	1002419	0
None	5	10	1185	41	1056	2	20	20	1	2	0	0	0	999772	0
None	5	30	1185	41	1339	302	20	20	1	2	0	0	0	999772	0
None	5	20	1185	41	1091	200	20	20	1	2	0	0	0	999772	0
None	5	10	1185	41	1056	2	20	20	1	2	0	0	0	1000767	0
None	5	30	1185	41	1349	302	20	20	1	2	0	0	0	1000767	0
None	5	20	1185	41	1087	200	20	20	1	2	0	0	0	1000767	0
None	5	10	1185	41	1057	3	20	20	1	3	0	0	0	1003511	0
None	5	30	1185	41	1339	302	20	20	1	3	0	0	0	1003511	0
None	5	20	1185	41	1091	200	20	20	1	3	0	0	0	1003511	0
None	5	10	179	41	1159	0	5	2	1	10	0	0	0	1001529	0
None	5	10	180	41	1057	3	20	20	1	3	0	0	0	1001578	0
None	5	30	180	41	1340	302	20	20	1	3	0	0	0	1001578	0
None	5	20	180	41	1160	200	20	20	1	3	0	0	0	1001578	0
None	5	10	180	41	1059	5	20	20	1	5	0	0	0	1002276	0
None	5	30	180	41	1342	302	20	20	1	5	0	0	0	1002276	0
None	5	20	180	41	1096	200	20	20	1	5	0	0	0	1002276	0
None	5	10	180	41	1196	10	20	20	1	10	0	0	0	1003301	0
None	5	10	181	41	1059	5	20	20	1	5	0	0	0	999738	0
None	5	30	181	41	1342	302	20	20	1	5	0	0	0	999738	0
None	5	20	181	41	1096	200	20	20	1	5	0	0	0	999738	0
None	5	10	182	41	1059	5	20	20	1	5	0	0	0	999807	0
None	5	30	182	41	1342	302	20	20	1	5	0	0	0	999807	0
None	5	20	182	41	1096	200	20	20	1	5	0	0	0	999807	0
None	5	10	182	41	1059	5	20	20	1	5	0	0	0	1000674	0
None	5	30	182	41	1342	302	20	20	1	5	0	0	0	1000674	0
None	5	20	182	41	1096	200	20	20	1	5	0	0	0	1000674	0
None	5	10	182	41	1059	5	20	20	1	5	0	0	0	1001629	0
None	5	30	182	41	1342	302	20	20	1	5	0	0	0	1001629	0
None	5	20	182	41	1096	200	20	20	1	5	0	0	0	1001629	0
None	5	10	183	41	1056	2	20	20	1	2	0	0	0	1000292	0
None	5	20	183	41	1085	200	20	20	1	2	0	0	0	1000292	0
None	5	10	184	41	1059	5	20	20	1	5	0	0	0	1001680	0
None	5	30	184	41	1342	302	20	20	1	5	0	0	0	1001680	0
None	5	20	184	41	1096	200	20	20	1	5	0	0	0	1001680	0
None	5	10	186	41	1056	2	5	2	1	2	0	0	0	1003000	0
None	5	30	186	41	1349	302	5	2	1	2	0	0	0	1003000	0
None	5	20	186	41	1087	200	5	2	1	2	0	0	0	1003000	0
None	5	10	187	41	1056	2	5	2	1	2	0	0	0	1002222	0
None	5	30	187	41	1349	302	5	2	1	2	0	0	0	1002222	0
None	5	20	187	41	1087	200	5	2	1	2	0	0	0	1002222	0
None	5	10	187	41	1056	2	5	2	1	2	0	0	0	1002885	0
None	5	30	187	41	1349	302	5	2	1	2	0	0	0	1002885	0
None	5	20	187	41	1087	200	5	2	1	2	0	0	0	1002885	0
None	5	10	191	41	1057	3	5	2	1	3	0	0	0	1001354	0
None	5	30	191	41	1339	302	5	2	1	3	0	0	0	1001354	0
None	5	20	191	41	1091	200	5	2	1	3	0	0	0	1001354	0
None	5	10	194	41	1066	9	5	2	1	8	0	0	0	999735	0
None	5	30	194	41	1347	302	5	2	1	8	0	0	0	999735	0
None	5	20	194	41	1103	200	5	2	1	8	0	0	0	999735	0
None	5	10	195	41	1057	3	5	2	1	3	0	0	0	1003201	0
None	5	30	195	41	1339	302	5	2	1	3	0	0	0	1003201	0
None	5	20	195	41	1091	200	5	2	1	3	0	0	0	1003201	0
None	5	10	196	41	1056	2	5	2	1	2	0	0	0	999725	0
None	5	30	196	41	1346	302	5	2	1	2	0	0	0	999725	0
None	5	20	196	41	1085	200	5	2	1	2	0	0	0	999725	0
None	5	10	196	41	1056	2	5	2	1	2	0	0	0	1000642	0
None	5	30	196	41	1346	302	5	2	1	2	0	0	0	1000642	0
None	5	20	196	41	1085	200	5	2	1	2	0	0	0	1000642	0
None	5	10	197	41	1059	5	5	2	1	5	0	0	0	1003499	0
None	5	30	197	41	1342	302	5	2	1	5	0	0	0	1003499	0
None	5	20	197	41	1096	200	5	2	1	5	0	0	0	1003499	0
None	5	10	206	41	1057	3	5	2	1	3	0	0	0	1003164	0
None	5	30	206	41	1340	302	5	2	1	3	0	0	0	1003164	0
None	5	20	206	41	1160	200	5	2	1	3	0	0	0	1003164	0
None	5	10	206	41	1057	3	5	2	1	3	0	0	0	1003545	0
None	5	30	206	41	1340	302	5	2	1	3	0	0	0	1003545	0
None	5	20	206	41	1160	200	5	2	1	3	0	0	0	1003545	0
None	5	10	208	41	1057	3	5	2	1	3	0	0	0	1003004	0
None	5	30	208	41	1340	302	5	2	1	3	0	0	0	1003004	0
None	5	20	208	41	1160	200	5	2	1	3	0	0	0	1003004	0
None	5	10	209	41	1057	3	5	2	1	3	0	0	0	1003001	0
None	5	30	209	41	1340	302	5	2	1	3	0	0	0	1003001	0
None	5	20	209	41	1160	200	5	2	1	3	0	0	0	1003001	0
None	5	10	209	41	1057	3	5	2	1	3	0	0	0	1003165	0
None	5	30	209	41	1340	302	5	2	1	3	0	0	0	1003165	0
None	5	20	209	41	1160	200	5	2	1	3	0	0	0	1003165	0
None	5	10	210	41	1057	3	5	2	1	3	0	0	0	999495	0
None	5	30	210	41	1340	302	5	2	1	3	0	0	0	999495	0

None	5	20	210	41	1160	200	5	2	1	3	0	0	0	999495	0
None	5	10	212	41	1057	3	5	2	1	3	0	0	0	1003570	0
None	5	30	212	41	1340	302	5	2	1	3	0	0	0	1003570	0
None	5	20	212	41	1160	200	5	2	1	3	0	0	0	1003570	0
None	5	10	213	41	1057	3	5	2	1	3	0	0	0	1003128	0
None	5	30	213	41	1340	302	5	2	1	3	0	0	0	1003128	0
None	5	20	213	41	1160	200	5	2	1	3	0	0	0	1003128	0
None	5	10	213	41	1057	3	5	2	1	3	0	0	0	1003621	0
None	5	30	213	41	1340	302	5	2	1	3	0	0	0	1003621	0
None	5	20	213	41	1160	200	5	2	1	3	0	0	0	1003621	0
None	5	10	216	41	1057	3	20	20	1	3	0	0	0	1002610	0
None	5	30	216	41	1340	302	20	20	1	3	0	0	0	1002610	0
None	5	20	216	41	1160	200	20	20	1	3	0	0	0	1002610	0
None	5	10	217	41	1057	3	20	20	1	3	0	0	0	1001361	0
None	5	30	217	41	1340	302	20	20	1	3	0	0	0	1001361	0
None	5	20	217	41	1160	200	20	20	1	3	0	0	0	1001361	0
None	5	10	217	41	1059	5	20	20	1	5	0	0	0	1003562	0
None	5	30	217	41	1342	302	20	20	1	5	0	0	0	1003562	0
None	5	20	217	41	1096	200	20	20	1	5	0	0	0	1003562	0
None	5	10	788	41	1056	2	5	2	1	2	0	0	0	999599	0
None	5	30	788	41	1349	302	5	2	1	2	0	0	0	999599	0
None	5	20	788	41	1087	200	5	2	1	2	0	0	0	999599	0
None	5	10	792	41	1057	3	5	2	1	3	0	0	0	1000581	0
None	5	30	792	41	1339	302	5	2	1	3	0	0	0	1000581	0
None	5	20	792	41	1091	200	5	2	1	3	0	0	0	1000581	0
None	5	10	795	41	1057	3	5	2	1	3	0	0	0	1003767	0
None	5	30	795	41	1339	302	5	2	1	3	0	0	0	1003767	0
None	5	20	795	41	1091	200	5	2	1	3	0	0	0	1003767	0
None	5	10	833	41	1060	6	20	20	1	6	0	0	0	1001527	0
None	5	30	833	41	1345	302	20	20	1	6	0	0	0	1001527	0
None	5	20	833	41	1100	200	20	20	1	6	0	0	0	1001527	0
None	5	10	834	41	1056	2	20	20	1	2	0	0	0	1002963	0
None	5	30	834	41	1339	302	20	20	1	2	0	0	0	1002963	0
None	5	20	834	41	1091	200	20	20	1	2	0	0	0	1002963	0
None	5	10	843	41	1057	3	5	2	1	3	0	0	0	1002806	0
None	5	30	843	41	1339	302	5	2	1	3	0	0	0	1002806	0
None	5	20	843	41	1091	200	5	2	1	3	0	0	0	1002806	0
None	5	10	845	41	1001	4	5	2	1	10	0	0	0	1000640	0
None	5	10	846	41	1066	9	5	2	1	10	0	0	0	1000853	0
None	5	30	846	41	1347	302	5	2	1	10	0	0	0	1000853	0
None	5	20	846	41	1103	200	5	2	1	10	0	0	0	1000853	0
None	5	10	847	41	1057	3	5	2	1	3	0	0	0	1001723	0
None	5	30	847	41	1339	302	5	2	1	3	0	0	0	1001723	0
None	5	20	847	41	1091	200	5	2	1	3	0	0	0	1001723	0
None	5	10	848	41	1056	2	5	2	1	2	0	0	0	1002284	0
None	5	30	848	41	1346	302	5	2	1	2	0	0	0	1002284	0
None	5	20	848	41	1085	200	5	2	1	2	0	0	0	1002284	0
None	5	10	901	41	1057	3	5	2	1	3	0	0	0	1000832	0
None	5	30	901	41	1339	302	5	2	1	3	0	0	0	1000832	0
None	5	20	901	41	1091	200	5	2	1	3	0	0	0	1000832	0
None	5	10	906	41	1059	5	5	2	1	5	0	0	0	1002007	0
None	5	30	906	41	1342	302	5	2	1	5	0	0	0	1002007	0
None	5	20	906	41	1096	200	5	2	1	5	0	0	0	1002007	0
None	5	10	1185	43	1056	2	20	20	1	2	0	0	0	999774	0
None	5	30	1185	43	1339	302	20	20	1	2	0	0	0	999774	0
None	5	20	1185	43	1091	200	20	20	1	2	0	0	0	999774	0
None	5	10	1185	43	1056	2	20	20	1	2	0	0	0	1003134	0
None	5	30	1185	43	1349	302	20	20	1	2	0	0	0	1003134	0
None	5	20	1185	43	1087	200	20	20	1	2	0	0	0	1003134	0
None	5	10	1185	43	1057	3	20	20	1	3	0	0	0	1003161	0
None	5	30	1185	43	1339	302	20	20	1	3	0	0	0	1003161	0
None	5	20	1185	43	1091	200	20	20	1	3	0	0	0	1003161	0
None	5	10	179	43	1159	0	5	2	1	10	0	0	0	1000507	0
None	5	10	179	43	1159	0	5	2	1	10	0	0	0	1003469	0
None	5	10	180	43	1059	5	20	20	1	5	0	0	0	1000787	0
None	5	30	180	43	1342	302	20	20	1	5	0	0	0	1000787	0
None	5	20	180	43	1096	200	20	20	1	5	0	0	0	1000787	0
None	5	10	180	43	1057	3	20	20	1	3	0	0	0	1001358	0
None	5	30	180	43	1340	302	20	20	1	3	0	0	0	1001358	0
None	5	20	180	43	1160	200	20	20	1	3	0	0	0	1001358	0
None	5	10	180	43	1059	5	20	20	1	5	0	0	0	1003171	0
None	5	30	180	43	1342	302	20	20	1	5	0	0	0	1003171	0
None	5	20	180	43	1096	200	20	20	1	5	0	0	0	1003171	0
None	5	10	180	43	1059	5	20	20	1	5	0	0	0	1003486	0
None	5	30	180	43	1342	302	20	20	1	5	0	0	0	1003486	0
None	5	20	180	43	1096	200	20	20	1	5	0	0	0	1003486	0
None	5	10	181	43	1059	5	20	20	1	5	0	0	0	1003290	0
None	5	30	181	43	1342	302	20	20	1	5	0	0	0	1003290	0
None	5	20	181	43	1096	200	20	20	1	5	0	0	0	1003290	0
None	5	10	181	43	1059	5	20	20	1	5	0	0	0	1003685	0
None	5	30	181	43	1342	302	20	20	1	5	0	0	0	1003685	0
None	5	20	181	43	1096	200	20	20	1	5	0	0	0	1003685	0
None	5	10	1233	43	1059	5	20	20	1	5	0	0	0	1003150	0
None	5	30	1233	43	1342	302	20	20	1	5	0	0	0	1003150	0
None	5	20	1233	43	1096	200	20	20	1	5	0	0	0	1003150	0
None	5	10	182	43	1059	5	20	20	1	5	0	0	0	1000544	0
None	5	30	182	43	1342	302	20	20	1	5	0	0	0	1000544	0
None	5	20	182	43	1096	200	20	20	1	5	0	0	0	1000544	0
None	5	10	182	43	1059	5	20	20	1	5	0	0	0	1000589	0
None	5	30	182	43	1342	302	20	20	1	5	0	0	0	1000589	0
None	5	20	182	43	1096	200	20	20	1	5	0	0	0	1000589	0
None	5	10	182	43	1059	5	20	20	1	5	0	0	0	1002930	0

None	5	30	182	43	1342	302	20	20	1	5	0	0	0	1002930	0
None	5	20	182	43	1096	200	20	20	1	5	0	0	0	1002930	0
None	5	10	182	43	1059	5	20	20	1	5	0	0	0	1003175	0
None	5	30	182	43	1342	302	20	20	1	5	0	0	0	1003175	0
None	5	20	182	43	1096	200	20	20	1	5	0	0	0	1003175	0
None	5	10	187	43	1056	2	5	2	1	2	0	0	0	1002629	0
None	5	30	187	43	1349	302	5	2	1	2	0	0	0	1002629	0
None	5	20	187	43	1087	200	5	2	1	2	0	0	0	1002629	0
None	5	10	193	43	1057	3	5	2	1	3	0	0	0	1000501	0
None	5	30	193	43	1339	302	5	2	1	3	0	0	0	1000501	0
None	5	20	193	43	1091	200	5	2	1	3	0	0	0	1000501	0
None	5	10	194	43	1066	9	5	2	1	8	0	0	0	1000815	0
None	5	30	194	43	1347	302	5	2	1	8	0	0	0	1000815	0
None	5	20	194	43	1103	200	5	2	1	8	0	0	0	1000815	0
None	5	10	195	43	1057	3	5	2	1	3	0	0	0	999733	0
None	5	30	195	43	1339	302	5	2	1	3	0	0	0	999733	0
None	5	20	195	43	1091	200	5	2	1	3	0	0	0	999733	0
None	5	10	197	43	1059	5	5	2	1	5	0	0	0	1003289	0
None	5	30	197	43	1342	302	5	2	1	5	0	0	0	1003289	0
None	5	20	197	43	1096	200	5	2	1	5	0	0	0	1003289	0
None	5	10	206	43	1057	3	5	2	1	3	0	0	0	1000621	0
None	5	30	206	43	1340	302	5	2	1	3	0	0	0	1000621	0
None	5	20	206	43	1160	200	5	2	1	3	0	0	0	1000621	0
None	5	10	206	43	1057	3	5	2	1	3	0	0	0	1003785	0
None	5	30	206	43	1340	302	5	2	1	3	0	0	0	1003785	0
None	5	20	206	43	1160	200	5	2	1	3	0	0	0	1003785	0
None	5	10	207	43	1057	3	5	2	1	3	0	0	0	1002929	0
None	5	30	207	43	1340	302	5	2	1	3	0	0	0	1002929	0
None	5	20	207	43	1160	200	5	2	1	3	0	0	0	1002929	0
None	5	10	208	43	1057	3	5	2	1	3	0	0	0	1003162	0
None	5	30	208	43	1340	302	5	2	1	3	0	0	0	1003162	0
None	5	20	208	43	1160	200	5	2	1	3	0	0	0	1003162	0
None	5	10	209	43	1057	3	5	2	1	3	0	0	0	999761	0
None	5	30	209	43	1340	302	5	2	1	3	0	0	0	999761	0
None	5	20	209	43	1160	200	5	2	1	3	0	0	0	999761	0
None	5	10	209	43	1057	3	5	2	1	3	0	0	0	1003343	0
None	5	30	209	43	1340	302	5	2	1	3	0	0	0	1003343	0
None	5	20	209	43	1160	200	5	2	1	3	0	0	0	1003343	0
None	5	10	210	43	1057	3	5	2	1	3	0	0	0	1000337	0
None	5	30	210	43	1340	302	5	2	1	3	0	0	0	1000337	0
None	5	20	210	43	1160	200	5	2	1	3	0	0	0	1000337	0
None	5	10	212	43	1057	3	5	2	1	3	0	0	0	999732	0
None	5	30	212	43	1340	302	5	2	1	3	0	0	0	999732	0
None	5	20	212	43	1160	200	5	2	1	3	0	0	0	999732	0
None	5	10	212	43	1057	3	5	2	1	3	0	0	0	1000499	0
None	5	30	212	43	1340	302	5	2	1	3	0	0	0	1000499	0
None	5	20	212	43	1160	200	5	2	1	3	0	0	0	1000499	0
None	5	10	212	43	1057	3	5	2	1	3	0	0	0	1003567	0
None	5	30	212	43	1340	302	5	2	1	3	0	0	0	1003567	0
None	5	20	212	43	1160	200	5	2	1	3	0	0	0	1003567	0
None	5	10	213	43	1057	3	5	2	1	3	0	0	0	1000572	0
None	5	30	213	43	1340	302	5	2	1	3	0	0	0	1000572	0
None	5	20	213	43	1160	200	5	2	1	3	0	0	0	1000572	0
None	5	10	213	43	1057	3	5	2	1	3	0	0	0	1003672	0
None	5	30	213	43	1340	302	5	2	1	3	0	0	0	1003672	0
None	5	20	213	43	1160	200	5	2	1	3	0	0	0	1003672	0
None	5	10	215	43	1159	0	5	2	1	10	0	0	0	1003317	0
None	5	10	216	43	1059	5	20	20	1	5	0	0	0	1002802	0
None	5	30	216	43	1342	302	20	20	1	5	0	0	0	1002802	0
None	5	20	216	43	1096	200	20	20	1	5	0	0	0	1002802	0
None	5	10	216	43	1059	5	20	20	1	5	0	0	0	1003296	0
None	5	30	216	43	1342	302	20	20	1	5	0	0	0	1003296	0
None	5	20	216	43	1096	200	20	20	1	5	0	0	0	1003296	0
None	5	10	217	43	1059	5	20	20	1	5	0	0	0	1001289	0
None	5	30	217	43	1342	302	20	20	1	5	0	0	0	1001289	0
None	5	20	217	43	1096	200	20	20	1	5	0	0	0	1001289	0
None	5	10	788	43	1056	2	5	2	1	2	0	0	0	1002426	0
None	5	30	788	43	1349	302	5	2	1	2	0	0	0	1002426	0
None	5	20	788	43	1087	200	5	2	1	2	0	0	0	1002426	0
None	5	10	789	43	1181	2	5	2	1	2	0	0	0	1001534	0
None	5	10	833	43	1060	6	20	20	1	6	0	0	0	999527	0
None	5	30	833	43	1345	302	20	20	1	6	0	0	0	999527	0
None	5	20	833	43	1100	200	20	20	1	6	0	0	0	999527	0
None	5	10	834	43	1056	2	20	20	1	2	0	0	0	999622	0
None	5	30	834	43	1339	302	20	20	1	2	0	0	0	999622	0
None	5	20	834	43	1091	200	20	20	1	2	0	0	0	999622	0
None	5	10	839	43	1056	2	5	2	1	2	0	0	0	1002642	0
None	5	30	839	43	1349	302	5	2	1	2	0	0	0	1002642	0
None	5	20	839	43	1087	200	5	2	1	2	0	0	0	1002642	0
None	5	10	846	43	1066	9	5	2	1	10	0	0	0	1000854	0
None	5	30	846	43	1347	302	5	2	1	10	0	0	0	1000854	0
None	5	20	846	43	1103	200	5	2	1	10	0	0	0	1000854	0
None	5	10	1185	44	1056	2	20	20	1	2	0	0	0	1001917	0
None	5	30	1185	44	1346	302	20	20	1	2	0	0	0	1001917	0
None	5	20	1185	44	1085	200	20	20	1	2	0	0	0	1001917	0
None	5	10	1185	44	1181	2	20	20	1	2	0	0	0	1002926	0
None	5	10	1185	44	1057	3	20	20	1	3	0	0	0	1002932	0
None	5	30	1185	44	1339	302	20	20	1	3	0	0	0	1002932	0
None	5	20	1185	44	1091	200	20	20	1	3	0	0	0	1002932	0
None	5	10	1185	44	1056	2	20	20	1	2	0	0	0	1003500	0
None	5	30	1185	44	1339	302	20	20	1	2	0	0	0	1003500	0
None	5	20	1185	44	1091	200	20	20	1	2	0	0	0	1003500	0

None	5	10	1185	44	1056	2	20	20	1	2	0	0	0	1003686	0
None	5	30	1185	44	1349	302	20	20	1	2	0	0	0	1003686	0
None	5	20	1185	44	1087	200	20	20	1	2	0	0	0	1003686	0
None	5	10	179	44	1159	0	5	2	1	10	0	0	0	999709	0
None	5	10	179	44	1159	0	5	2	1	10	0	0	0	1003136	0
None	5	10	180	44	1057	3	20	20	1	3	0	0	0	999827	0
None	5	30	180	44	1340	302	20	20	1	3	0	0	0	999827	0
None	5	20	180	44	1160	200	20	20	1	3	0	0	0	999827	0
None	5	10	180	44	1059	5	20	20	1	5	0	0	0	1000150	0
None	5	30	180	44	1342	302	20	20	1	5	0	0	0	1000150	0
None	5	20	180	44	1096	200	20	20	1	5	0	0	0	1000150	0
None	5	10	180	44	1059	5	20	20	1	5	0	0	0	1001562	0
None	5	30	180	44	1342	302	20	20	1	5	0	0	0	1001562	0
None	5	20	180	44	1096	200	20	20	1	5	0	0	0	1001562	0
None	5	10	180	44	1059	5	20	20	1	5	0	0	0	1002884	0
None	5	30	180	44	1342	302	20	20	1	5	0	0	0	1002884	0
None	5	20	180	44	1096	200	20	20	1	5	0	0	0	1002884	0
None	5	10	180	44	1059	5	20	20	1	5	0	0	0	1003269	0
None	5	30	180	44	1342	302	20	20	1	5	0	0	0	1003269	0
None	5	20	180	44	1096	200	20	20	1	5	0	0	0	1003269	0
None	5	10	181	44	1059	5	20	20	1	5	0	0	0	1002919	0
None	5	30	181	44	1342	302	20	20	1	5	0	0	0	1002919	0
None	5	20	181	44	1096	200	20	20	1	5	0	0	0	1002919	0
None	5	10	181	44	1059	5	20	20	1	5	0	0	0	1002927	0
None	5	30	181	44	1342	302	20	20	1	5	0	0	0	1002927	0
None	5	20	181	44	1096	200	20	20	1	5	0	0	0	1002927	0
None	5	10	1233	44	1059	5	20	20	1	5	0	0	0	1001977	0
None	5	30	1233	44	1342	302	20	20	1	5	0	0	0	1001977	0
None	5	20	1233	44	1096	200	20	20	1	5	0	0	0	1001977	0
None	5	10	1233	44	1060	6	20	20	1	6	0	0	0	1002816	0
None	5	30	1233	44	1345	302	20	20	1	6	0	0	0	1002816	0
None	5	20	1233	44	1100	200	20	20	1	6	0	0	0	1002816	0
None	5	10	182	44	1059	5	20	20	1	5	0	0	0	1000562	0
None	5	30	182	44	1342	302	20	20	1	5	0	0	0	1000562	0
None	5	20	182	44	1096	200	20	20	1	5	0	0	0	1000562	0
None	5	10	182	44	1059	5	20	20	1	5	0	0	0	1001688	0
None	5	30	182	44	1342	302	20	20	1	5	0	0	0	1001688	0
None	5	20	182	44	1096	200	20	20	1	5	0	0	0	1001688	0
None	5	10	182	44	1059	5	20	20	1	5	0	0	0	1002348	0
None	5	30	182	44	1342	302	20	20	1	5	0	0	0	1002348	0
None	5	20	182	44	1096	200	20	20	1	5	0	0	0	1002348	0
None	5	10	182	44	1059	5	20	20	1	5	0	0	0	1003495	0
None	5	30	182	44	1342	302	20	20	1	5	0	0	0	1003495	0
None	5	20	182	44	1096	200	20	20	1	5	0	0	0	1003495	0
None	5	10	182	44	1060	6	20	20	1	6	0	0	0	1004042	0
None	5	30	182	44	1345	302	20	20	1	6	0	0	0	1004042	0
None	5	20	182	44	1100	200	20	20	1	6	0	0	0	1004042	0
None	5	10	193	44	1057	3	5	2	1	3	0	0	0	999768	0
None	5	30	193	44	1339	302	5	2	1	3	0	0	0	999768	0
None	5	20	193	44	1091	200	5	2	1	3	0	0	0	999768	0
None	5	10	193	44	1057	3	5	2	1	3	0	0	0	1003183	0
None	5	30	193	44	1339	302	5	2	1	3	0	0	0	1003183	0
None	5	20	193	44	1091	200	5	2	1	3	0	0	0	1003183	0
None	5	10	193	44	1057	3	5	2	1	3	0	0	0	1003333	0
None	5	30	193	44	1339	302	5	2	1	3	0	0	0	1003333	0
None	5	20	193	44	1091	200	5	2	1	3	0	0	0	1003333	0
None	5	10	195	44	1057	3	5	2	1	3	0	0	0	1000511	0
None	5	30	195	44	1339	302	5	2	1	3	0	0	0	1000511	0
None	5	20	195	44	1091	200	5	2	1	3	0	0	0	1000511	0
None	5	10	196	44	1056	2	5	2	1	2	0	0	0	1000492	0
None	5	30	196	44	1346	302	5	2	1	2	0	0	0	1000492	0
None	5	20	196	44	1085	200	5	2	1	2	0	0	0	1000492	0
None	5	10	196	44	1056	2	5	2	1	2	0	0	0	1001281	0
None	5	30	196	44	1346	302	5	2	1	2	0	0	0	1001281	0
None	5	20	196	44	1085	200	5	2	1	2	0	0	0	1001281	0
None	5	10	206	44	1057	3	5	2	1	3	0	0	0	999516	0
None	5	30	206	44	1340	302	5	2	1	3	0	0	0	999516	0
None	5	20	206	44	1160	200	5	2	1	3	0	0	0	999516	0
None	5	10	206	44	1057	3	5	2	1	3	0	0	0	1000494	0
None	5	30	206	44	1340	302	5	2	1	3	0	0	0	1000494	0
None	5	20	206	44	1160	200	5	2	1	3	0	0	0	1000494	0
None	5	10	207	44	1057	3	5	2	1	3	0	0	0	999773	0
None	5	30	207	44	1340	302	5	2	1	3	0	0	0	999773	0
None	5	20	207	44	1160	200	5	2	1	3	0	0	0	999773	0
None	5	10	208	44	1057	3	5	2	1	3	0	0	0	1003278	0
None	5	30	208	44	1340	302	5	2	1	3	0	0	0	1003278	0
None	5	20	208	44	1160	200	5	2	1	3	0	0	0	1003278	0
None	5	10	209	44	1057	3	5	2	1	3	0	0	0	1001285	0
None	5	30	209	44	1340	302	5	2	1	3	0	0	0	1001285	0
None	5	20	209	44	1160	200	5	2	1	3	0	0	0	1001285	0
None	5	10	209	44	1057	3	5	2	1	3	0	0	0	1003504	0
None	5	30	209	44	1340	302	5	2	1	3	0	0	0	1003504	0
None	5	20	209	44	1160	200	5	2	1	3	0	0	0	1003504	0
None	5	10	210	44	1057	3	5	2	1	3	0	0	0	1000338	0
None	5	30	210	44	1340	302	5	2	1	3	0	0	0	1000338	0
None	5	20	210	44	1160	200	5	2	1	3	0	0	0	1000338	0
None	5	10	212	44	1057	3	5	2	1	3	0	0	0	1001741	0
None	5	30	212	44	1340	302	5	2	1	3	0	0	0	1001741	0
None	5	20	212	44	1160	200	5	2	1	3	0	0	0	1001741	0
None	5	10	212	44	1057	3	5	2	1	3	0	0	0	1003133	0
None	5	30	212	44	1340	302	5	2	1	3	0	0	0	1003133	0
None	5	20	212	44	1160	200	5	2	1	3	0	0	0	1003133	0

None	5	10	212	44	1057	3	5	2	1	3	0	0	0	1003467	0
None	5	30	212	44	1340	302	5	2	1	3	0	0	0	1003467	0
None	5	20	212	44	1160	200	5	2	1	3	0	0	0	1003467	0
None	5	10	213	44	1057	3	5	2	1	3	0	0	0	1002906	0
None	5	30	213	44	1340	302	5	2	1	3	0	0	0	1002906	0
None	5	20	213	44	1160	200	5	2	1	3	0	0	0	1002906	0
None	5	10	213	44	1057	3	5	2	1	3	0	0	0	1002921	0
None	5	30	213	44	1340	302	5	2	1	3	0	0	0	1002921	0
None	5	20	213	44	1160	200	5	2	1	3	0	0	0	1002921	0
None	5	10	216	44	1059	5	20	20	1	5	0	0	0	1001832	0
None	5	30	216	44	1342	302	20	20	1	5	0	0	0	1001832	0
None	5	20	216	44	1096	200	20	20	1	5	0	0	0	1001832	0
None	5	10	216	44	1059	5	20	20	1	5	0	0	0	1003184	0
None	5	30	216	44	1342	302	20	20	1	5	0	0	0	1003184	0
None	5	20	216	44	1096	200	20	20	1	5	0	0	0	1003184	0
None	5	10	217	44	1059	5	20	20	1	5	0	0	0	1002943	0
None	5	30	217	44	1342	302	20	20	1	5	0	0	0	1002943	0
None	5	20	217	44	1096	200	20	20	1	5	0	0	0	1002943	0
None	5	10	788	44	1056	2	5	2	1	2	0	0	0	1000586	0
None	5	30	788	44	1349	302	5	2	1	2	0	0	0	1000586	0
None	5	20	788	44	1087	200	5	2	1	2	0	0	0	1000586	0
None	5	10	833	44	1060	6	20	20	1	6	0	0	0	1000585	0
None	5	30	833	44	1345	302	20	20	1	6	0	0	0	1000585	0
None	5	20	833	44	1100	200	20	20	1	6	0	0	0	1000585	0
None	5	10	834	44	1056	2	20	20	1	2	0	0	0	1003760	0
None	5	30	834	44	1339	302	20	20	1	2	0	0	0	1003760	0
None	5	20	834	44	1091	200	20	20	1	2	0	0	0	1003760	0
None	5	10	846	44	1066	9	5	2	1	10	0	0	0	999690	0
None	5	30	846	44	1347	302	5	2	1	10	0	0	0	999690	0
None	5	20	846	44	1103	200	5	2	1	10	0	0	0	999690	0
None	5	10	893	44	1060	6	20	20	1	6	0	0	0	1001593	0
None	5	30	893	44	1345	302	20	20	1	6	0	0	0	1001593	0
None	5	20	893	44	1100	200	20	20	1	6	0	0	0	1001593	0
None	5	10	1185	45	1056	2	20	20	1	2	0	0	0	999777	0
None	5	30	1185	45	1349	302	20	20	1	2	0	0	0	999777	0
None	5	20	1185	45	1087	200	20	20	1	2	0	0	0	999777	0
None	5	10	1185	45	1056	2	20	20	1	2	0	0	0	1001817	0
None	5	30	1185	45	1349	302	20	20	1	2	0	0	0	1001817	0
None	5	20	1185	45	1087	200	20	20	1	2	0	0	0	1001817	0
None	5	10	1185	45	1057	3	20	20	1	3	0	0	0	1002935	0
None	5	30	1185	45	1339	302	20	20	1	3	0	0	0	1002935	0
None	5	20	1185	45	1091	200	20	20	1	3	0	0	0	1002935	0
None	5	10	1185	45	1057	3	20	20	1	3	0	0	0	1003155	0
None	5	30	1185	45	1339	302	20	20	1	3	0	0	0	1003155	0
None	5	20	1185	45	1091	200	20	20	1	3	0	0	0	1003155	0
None	5	10	1185	45	1056	2	20	20	1	2	0	0	0	1003320	0
None	5	30	1185	45	1339	302	20	20	1	2	0	0	0	1003320	0
None	5	20	1185	45	1091	200	20	20	1	2	0	0	0	1003320	0
None	5	10	1185	45	1057	3	20	20	1	3	0	0	0	1003564	0
None	5	30	1185	45	1339	302	20	20	1	3	0	0	0	1003564	0
None	5	20	1185	45	1091	200	20	20	1	3	0	0	0	1003564	0
None	5	10	179	45	1159	0	5	2	1	10	0	0	0	1001175	0
None	5	10	180	45	1057	3	20	20	1	3	0	0	0	1001860	0
None	5	30	180	45	1340	302	20	20	1	3	0	0	0	1001860	0
None	5	20	180	45	1160	200	20	20	1	3	0	0	0	1001860	0
None	5	10	180	45	1059	5	20	20	1	5	0	0	0	1002506	0
None	5	30	180	45	1342	302	20	20	1	5	0	0	0	1002506	0
None	5	20	180	45	1096	200	20	20	1	5	0	0	0	1002506	0
None	5	10	180	45	1059	5	20	20	1	5	0	0	0	1003581	0
None	5	30	180	45	1342	302	20	20	1	5	0	0	0	1003581	0
None	5	20	180	45	1096	200	20	20	1	5	0	0	0	1003581	0
None	5	10	180	45	1059	5	20	20	1	5	0	0	0	1003583	0
None	5	30	180	45	1342	302	20	20	1	5	0	0	0	1003583	0
None	5	20	180	45	1096	200	20	20	1	5	0	0	0	1003583	0
None	5	10	181	45	1059	5	20	20	1	5	0	0	0	999742	0
None	5	30	181	45	1342	302	20	20	1	5	0	0	0	999742	0
None	5	20	181	45	1096	200	20	20	1	5	0	0	0	999742	0
None	5	10	181	45	1059	5	20	20	1	5	0	0	0	1003200	0
None	5	30	181	45	1342	302	20	20	1	5	0	0	0	1003200	0
None	5	20	181	45	1096	200	20	20	1	5	0	0	0	1003200	0
None	5	10	181	45	1059	5	20	20	1	5	0	0	0	1003675	0
None	5	30	181	45	1342	302	20	20	1	5	0	0	0	1003675	0
None	5	20	181	45	1096	200	20	20	1	5	0	0	0	1003675	0
None	5	10	182	45	1059	5	20	20	1	5	0	0	0	999808	0
None	5	30	182	45	1342	302	20	20	1	5	0	0	0	999808	0
None	5	20	182	45	1096	200	20	20	1	5	0	0	0	999808	0
None	5	10	182	45	1059	5	20	20	1	5	0	0	0	1000718	0
None	5	30	182	45	1342	302	20	20	1	5	0	0	0	1000718	0
None	5	20	182	45	1096	200	20	20	1	5	0	0	0	1000718	0
None	5	10	182	45	1059	5	20	20	1	5	0	0	0	1001242	0
None	5	30	182	45	1342	302	20	20	1	5	0	0	0	1001242	0
None	5	20	182	45	1096	200	20	20	1	5	0	0	0	1001242	0
None	5	10	182	45	1060	6	20	20	1	6	0	0	0	1001814	0
None	5	30	182	45	1345	302	20	20	1	6	0	0	0	1001814	0
None	5	20	182	45	1100	200	20	20	1	6	0	0	0	1001814	0
None	5	10	182	45	1059	5	20	20	1	5	0	0	0	1002931	0
None	5	30	182	45	1342	302	20	20	1	5	0	0	0	1002931	0
None	5	20	182	45	1096	200	20	20	1	5	0	0	0	1002931	0
None	5	10	186	45	1056	2	5	2	1	2	0	0	0	999507	0
None	5	30	186	45	1349	302	5	2	1	2	0	0	0	999507	0
None	5	20	186	45	1087	200	5	2	1	2	0	0	0	999507	0
None	5	10	186	45	1056	2	5	2	1	2	0	0	0	999515	0

None	5	30	186	45	1349	302	5	2	1	2	0	0	0	999515	0
None	5	20	186	45	1087	200	5	2	1	2	0	0	0	999515	0
None	5	10	186	45	1056	2	5	2	1	2	0	0	0	1000773	0
None	5	30	186	45	1349	302	5	2	1	2	0	0	0	1000773	0
None	5	20	186	45	1087	200	5	2	1	2	0	0	0	1000773	0
None	5	10	186	45	1056	2	5	2	1	2	0	0	0	1001389	0
None	5	30	186	45	1349	302	5	2	1	2	0	0	0	1001389	0
None	5	20	186	45	1087	200	5	2	1	2	0	0	0	1001389	0
None	5	10	186	45	1056	2	5	2	1	2	0	0	0	1001956	0
None	5	30	186	45	1349	302	5	2	1	2	0	0	0	1001956	0
None	5	20	186	45	1087	200	5	2	1	2	0	0	0	1001956	0
None	5	10	187	45	1056	2	5	2	1	2	0	0	0	1001194	0
None	5	30	187	45	1349	302	5	2	1	2	0	0	0	1001194	0
None	5	20	187	45	1087	200	5	2	1	2	0	0	0	1001194	0
None	5	10	187	45	1056	2	5	2	1	2	0	0	0	1001896	0
None	5	30	187	45	1349	302	5	2	1	2	0	0	0	1001896	0
None	5	20	187	45	1087	200	5	2	1	2	0	0	0	1001896	0
None	5	10	189	45	1056	2	5	2	1	2	0	0	0	999629	0
None	5	30	189	45	1349	302	5	2	1	2	0	0	0	999629	0
None	5	20	189	45	1087	200	5	2	1	2	0	0	0	999629	0
None	5	10	191	45	1056	2	5	2	1	2	0	0	0	1000618	0
None	5	30	191	45	1349	302	5	2	1	2	0	0	0	1000618	0
None	5	20	191	45	1087	200	5	2	1	2	0	0	0	1000618	0
None	5	10	192	45	1056	2	5	2	1	2	0	0	0	1002443	0
None	5	30	192	45	1339	302	5	2	1	2	0	0	0	1002443	0
None	5	20	192	45	1091	200	5	2	1	2	0	0	0	1002443	0
None	5	10	193	45	1056	2	5	2	1	2	0	0	0	1000719	0
None	5	30	193	45	1349	302	5	2	1	2	0	0	0	1000719	0
None	5	20	193	45	1087	200	5	2	1	2	0	0	0	1000719	0
None	5	10	193	45	1056	2	5	2	1	2	0	0	0	1001243	0
None	5	30	193	45	1349	302	5	2	1	2	0	0	0	1001243	0
None	5	20	193	45	1087	200	5	2	1	2	0	0	0	1001243	0
None	5	10	193	45	1057	3	5	2	1	3	0	0	0	1001295	0
None	5	30	193	45	1339	302	5	2	1	3	0	0	0	1001295	0
None	5	20	193	45	1091	200	5	2	1	3	0	0	0	1001295	0
None	5	10	193	45	1057	3	5	2	1	3	0	0	0	1003267	0
None	5	30	193	45	1339	302	5	2	1	3	0	0	0	1003267	0
None	5	20	193	45	1091	200	5	2	1	3	0	0	0	1003267	0
None	5	10	193	45	1056	2	5	2	1	2	0	0	0	1003782	0
None	5	30	193	45	1349	302	5	2	1	2	0	0	0	1003782	0
None	5	20	193	45	1087	200	5	2	1	2	0	0	0	1003782	0
None	5	10	196	45	1056	2	5	2	1	2	0	0	0	1003158	0
None	5	30	196	45	1346	302	5	2	1	2	0	0	0	1003158	0
None	5	20	196	45	1085	200	5	2	1	2	0	0	0	1003158	0
None	5	10	196	45	1056	2	5	2	1	2	0	0	0	1003174	0
None	5	30	196	45	1346	302	5	2	1	2	0	0	0	1003174	0
None	5	20	196	45	1085	200	5	2	1	2	0	0	0	1003174	0
None	5	10	206	45	1057	3	5	2	1	3	0	0	0	1002863	0
None	5	30	206	45	1340	302	5	2	1	3	0	0	0	1002863	0
None	5	20	206	45	1160	200	5	2	1	3	0	0	0	1002863	0
None	5	10	209	45	1057	3	5	2	1	3	0	0	0	1001399	0
None	5	30	209	45	1340	302	5	2	1	3	0	0	0	1001399	0
None	5	20	209	45	1160	200	5	2	1	3	0	0	0	1001399	0
None	5	10	210	45	1057	3	5	2	1	3	0	0	0	1001591	0
None	5	30	210	45	1340	302	5	2	1	3	0	0	0	1001591	0
None	5	20	210	45	1160	200	5	2	1	3	0	0	0	1001591	0
None	5	10	212	45	1057	3	5	2	1	3	0	0	0	1003143	0
None	5	30	212	45	1340	302	5	2	1	3	0	0	0	1003143	0
None	5	20	212	45	1160	200	5	2	1	3	0	0	0	1003143	0
None	5	10	212	45	1057	3	5	2	1	3	0	0	0	1003192	0
None	5	30	212	45	1340	302	5	2	1	3	0	0	0	1003192	0
None	5	20	212	45	1160	200	5	2	1	3	0	0	0	1003192	0
None	5	10	212	45	1057	3	5	2	1	3	0	0	0	1003262	0
None	5	30	212	45	1340	302	5	2	1	3	0	0	0	1003262	0
None	5	20	212	45	1160	200	5	2	1	3	0	0	0	1003262	0
None	5	10	213	45	1057	3	5	2	1	3	0	0	0	999752	0
None	5	30	213	45	1340	302	5	2	1	3	0	0	0	999752	0
None	5	20	213	45	1160	200	5	2	1	3	0	0	0	999752	0
None	5	10	213	45	1057	3	5	2	1	3	0	0	0	1003254	0
None	5	30	213	45	1340	302	5	2	1	3	0	0	0	1003254	0
None	5	20	213	45	1160	200	5	2	1	3	0	0	0	1003254	0
None	5	10	215	45	1159	0	5	2	1	10	0	0	0	1003514	0
None	5	10	216	45	1059	5	20	20	1	5	0	0	0	1000553	0
None	5	30	216	45	1342	302	20	20	1	5	0	0	0	1000553	0
None	5	20	216	45	1096	200	20	20	1	5	0	0	0	1000553	0
None	5	10	216	45	1059	5	20	20	1	5	0	0	0	1003472	0
None	5	30	216	45	1342	302	20	20	1	5	0	0	0	1003472	0
None	5	20	216	45	1096	200	20	20	1	5	0	0	0	1003472	0
None	5	10	217	45	1059	5	20	20	1	5	0	0	0	1003669	0
None	5	30	217	45	1342	302	20	20	1	5	0	0	0	1003669	0
None	5	20	217	45	1096	200	20	20	1	5	0	0	0	1003669	0
None	5	10	788	45	1056	2	5	2	1	2	0	0	0	1001818	0
None	5	30	788	45	1349	302	5	2	1	2	0	0	0	1001818	0
None	5	20	788	45	1087	200	5	2	1	2	0	0	0	1001818	0
None	5	10	793	45	1056	2	5	2	1	2	0	0	0	1000571	0
None	5	30	793	45	1349	302	5	2	1	2	0	0	0	1000571	0
None	5	20	793	45	1087	200	5	2	1	2	0	0	0	1000571	0
None	5	10	834	45	1056	2	20	20	1	2	0	0	0	1001637	0
None	5	30	834	45	1339	302	20	20	1	2	0	0	0	1001637	0
None	5	20	834	45	1091	200	20	20	1	2	0	0	0	1001637	0
None	5	10	835	45	1060	6	20	20	1	6	0	0	0	1003756	0
None	5	30	835	45	1345	302	20	20	1	6	0	0	0	1003756	0

None	5	20	835	45	1100	200	20	20	1	6	0	0	0	1003756	0
None	5	10	838	45	1056	2	5	2	1	2	0	0	0	1002959	0
None	5	30	838	45	1349	302	5	2	1	2	0	0	0	1002959	0
None	5	20	838	45	1087	200	5	2	1	2	0	0	0	1002959	0
None	5	10	846	45	1066	9	5	2	1	10	0	0	0	999691	0
None	5	30	846	45	1347	302	5	2	1	10	0	0	0	999691	0
None	5	20	846	45	1103	200	5	2	1	10	0	0	0	999691	0
None	5	10	847	45	1056	2	5	2	1	2	0	0	0	1001978	0
None	5	30	847	45	1349	302	5	2	1	2	0	0	0	1001978	0
None	5	20	847	45	1087	200	5	2	1	2	0	0	0	1001978	0
None	5	10	893	45	1060	6	20	20	1	6	0	0	0	1001781	0
None	5	30	893	45	1345	302	20	20	1	6	0	0	0	1001781	0
None	5	20	893	45	1100	200	20	20	1	6	0	0	0	1001781	0
None	5	10	896	45	1056	2	5	2	1	2	0	0	0	1001678	0
None	5	30	896	45	1349	302	5	2	1	2	0	0	0	1001678	0
None	5	20	896	45	1087	200	5	2	1	2	0	0	0	1001678	0
None	5	10	896	45	1056	2	5	2	1	2	0	0	0	1001698	0
None	5	30	896	45	1349	302	5	2	1	2	0	0	0	1001698	0
None	5	20	896	45	1087	200	5	2	1	2	0	0	0	1001698	0
None	5	10	902	45	1056	2	5	2	1	2	0	0	0	1001580	0
None	5	30	902	45	1349	302	5	2	1	2	0	0	0	1001580	0
None	5	20	902	45	1087	200	5	2	1	2	0	0	0	1001580	0
None	5	10	905	45	1056	2	5	2	1	2	0	0	0	1002460	0
None	5	30	905	45	1346	302	5	2	1	2	0	0	0	1002460	0
None	5	20	905	45	1085	200	5	2	1	2	0	0	0	1002460	0
None	5	10	1185	46	1057	3	20	20	1	3	0	0	0	999697	0
None	5	20	1185	46	1091	200	20	20	1	3	0	0	0	999697	0
None	5	10	1185	46	1057	3	20	20	1	3	0	0	0	1003177	0
None	5	20	1185	46	1091	200	20	20	1	3	0	0	0	1003177	0
None	5	10	1185	46	1057	3	20	20	1	3	0	0	0	1003188	0
None	5	20	1185	46	1091	200	20	20	1	3	0	0	0	1003188	0
None	5	10	1185	46	1056	2	20	20	1	2	0	0	0	1003265	0
None	5	20	1185	46	1087	200	20	20	1	2	0	0	0	1003265	0
None	5	10	1185	46	1057	3	20	20	1	3	0	0	0	1003488	0
None	5	20	1185	46	1091	200	20	20	1	3	0	0	0	1003488	0
None	5	10	1185	46	1056	2	20	20	1	2	0	0	0	1003548	0
None	5	20	1185	46	1091	200	20	20	1	2	0	0	0	1003548	0
None	5	10	179	46	1159	0	5	2	1	10	0	0	0	1001284	0
None	5	10	180	46	1060	6	20	20	1	6	0	0	0	999465	0
None	5	20	180	46	1100	200	20	20	1	6	0	0	0	999465	0
None	5	10	180	46	1059	5	20	20	1	5	0	0	0	999951	0
None	5	20	180	46	1096	200	20	20	1	5	0	0	0	999951	0
None	5	10	180	46	1059	5	20	20	1	5	0	0	0	1002650	0
None	5	20	180	46	1096	200	20	20	1	5	0	0	0	1002650	0
None	5	10	180	46	1057	3	20	20	1	3	0	0	0	1002876	0
None	5	20	180	46	1160	200	20	20	1	3	0	0	0	1002876	0
None	5	10	180	46	1059	5	20	20	1	5	0	0	0	1003533	0
None	5	20	180	46	1096	200	20	20	1	5	0	0	0	1003533	0
None	5	10	181	46	1059	5	20	20	1	5	0	0	0	999728	0
None	5	20	181	46	1096	200	20	20	1	5	0	0	0	999728	0
None	5	10	181	46	1059	5	20	20	1	5	0	0	0	1002265	0
None	5	20	181	46	1096	200	20	20	1	5	0	0	0	1002265	0
None	5	10	181	46	1059	5	20	20	1	5	0	0	0	1003170	0
None	5	20	181	46	1096	200	20	20	1	5	0	0	0	1003170	0
None	5	10	1233	46	1060	6	20	20	1	6	0	0	0	1000791	0
None	5	20	1233	46	1100	200	20	20	1	6	0	0	0	1000791	0
None	5	10	1233	46	1059	5	20	20	1	5	0	0	0	1002845	0
None	5	20	1233	46	1096	200	20	20	1	5	0	0	0	1002845	0
None	5	10	182	46	1059	5	20	20	1	5	0	0	0	1002204	0
None	5	20	182	46	1096	200	20	20	1	5	0	0	0	1002204	0
None	5	10	182	46	1059	5	20	20	1	5	0	0	0	1002279	0
None	5	20	182	46	1096	200	20	20	1	5	0	0	0	1002279	0
None	5	10	182	46	1060	6	20	20	1	6	0	0	0	1002859	0
None	5	20	182	46	1100	200	20	20	1	6	0	0	0	1002859	0
None	5	10	182	46	1059	5	20	20	1	5	0	0	0	1003383	0
None	5	20	182	46	1096	200	20	20	1	5	0	0	0	1003383	0
None	5	10	182	46	1059	5	20	20	1	5	0	0	0	1003538	0
None	5	20	182	46	1096	200	20	20	1	5	0	0	0	1003538	0
None	5	10	185	46	1060	6	20	20	1	6	0	0	0	1000740	0
None	5	20	185	46	1100	200	20	20	1	6	0	0	0	1000740	0
None	5	10	185	46	1060	6	20	20	1	6	0	0	0	1002161	0
None	5	20	185	46	1100	200	20	20	1	6	0	0	0	1002161	0
None	5	10	186	46	1057	3	5	2	1	3	0	0	0	1001282	0
None	5	20	186	46	1091	200	5	2	1	3	0	0	0	1001282	0
None	5	10	186	46	1056	2	5	2	1	2	0	0	0	1003118	0
None	5	20	186	46	1087	200	5	2	1	2	0	0	0	1003118	0
None	5	10	186	46	1056	2	5	2	1	2	0	0	0	1003519	0
None	5	20	186	46	1087	200	5	2	1	2	0	0	0	1003519	0
None	5	10	187	46	1056	2	5	2	1	2	0	0	0	1000637	0
None	5	20	187	46	1087	200	5	2	1	2	0	0	0	1000637	0
None	5	10	187	46	1181	2	5	2	1	2	0	0	0	1001171	0
None	5	10	187	46	1180	1	5	2	1	1	0	0	0	1001201	0
None	5	10	187	46	1056	2	5	2	1	2	0	0	0	1003322	0
None	5	20	187	46	1087	200	5	2	1	2	0	0	0	1003322	0
None	5	10	188	46	1180	1	5	2	1	1	0	0	0	1001416	0
None	5	10	188	46	1180	1	5	2	1	1	0	0	0	1001709	0
None	5	10	188	46	1180	1	5	2	1	1	0	0	0	1003624	0
None	5	10	192	46	1056	2	5	2	1	2	0	0	0	1000491	0
None	5	20	192	46	1091	200	5	2	1	2	0	0	0	1000491	0
None	5	10	193	46	1057	3	5	2	1	3	0	0	0	1000505	0
None	5	20	193	46	1091	200	5	2	1	3	0	0	0	1000505	0
None	5	10	193	46	1056	2	5	2	1	2	0	0	0	1001837	0

None	5	20	193	46	1087	200	5	2	1	2	0	0	0	1001837	0
None	5	10	193	46	1056	2	5	2	1	2	0	0	0	1001929	0
None	5	20	193	46	1087	200	5	2	1	2	0	0	0	1001929	0
None	5	10	193	46	1056	2	5	2	1	2	0	0	0	1002179	0
None	5	20	193	46	1087	200	5	2	1	2	0	0	0	1002179	0
None	5	10	193	46	1056	2	5	2	1	2	0	0	0	1002871	0
None	5	20	193	46	1087	200	5	2	1	2	0	0	0	1002871	0
None	5	10	194	46	1185	9	5	2	1	8	0	0	0	1003264	0
None	5	20	194	46	1103	200	5	2	1	8	0	0	0	1003264	0
None	5	10	195	46	1056	2	5	2	1	2	0	0	0	1001148	0
None	5	20	195	46	1087	200	5	2	1	2	0	0	0	1001148	0
None	5	10	195	46	1057	3	5	2	1	3	0	0	0	1002221	0
None	5	20	195	46	1091	200	5	2	1	3	0	0	0	1002221	0
None	5	10	196	46	1056	2	5	2	1	2	0	0	0	1001172	0
None	5	20	196	46	1085	200	5	2	1	2	0	0	0	1001172	0
None	5	10	196	46	1056	2	5	2	1	2	0	0	0	1001388	0
None	5	20	196	46	1085	200	5	2	1	2	0	0	0	1001388	0
None	5	10	196	46	1056	2	5	2	1	2	0	0	0	1001765	0
None	5	20	196	46	1085	200	5	2	1	2	0	0	0	1001765	0
None	5	10	196	46	1056	2	5	2	1	2	0	0	0	1003346	0
None	5	20	196	46	1085	200	5	2	1	2	0	0	0	1003346	0
None	5	10	206	46	1057	3	5	2	1	3	0	0	0	999965	0
None	5	20	206	46	1160	200	5	2	1	3	0	0	0	999965	0
None	5	10	206	46	1057	3	5	2	1	3	0	0	0	1003688	0
None	5	20	206	46	1160	200	5	2	1	3	0	0	0	1003688	0
None	5	10	209	46	1057	3	5	2	1	3	0	0	0	1003325	0
None	5	20	209	46	1160	200	5	2	1	3	0	0	0	1003325	0
None	5	10	210	46	1057	3	5	2	1	3	0	0	0	1001636	0
None	5	20	210	46	1160	200	5	2	1	3	0	0	0	1001636	0
None	5	10	212	46	1057	3	5	2	1	3	0	0	0	1001288	0
None	5	20	212	46	1160	200	5	2	1	3	0	0	0	1001288	0
None	5	10	213	46	1057	3	5	2	1	3	0	0	0	1000519	0
None	5	20	213	46	1160	200	5	2	1	3	0	0	0	1000519	0
None	5	10	213	46	1057	3	5	2	1	3	0	0	0	1003185	0
None	5	20	213	46	1160	200	5	2	1	3	0	0	0	1003185	0
None	5	10	216	46	1059	5	20	20	1	5	0	0	0	999778	0
None	5	20	216	46	1096	200	20	20	1	5	0	0	0	999778	0
None	5	10	216	46	1059	5	20	20	1	5	0	0	0	1000336	0
None	5	20	216	46	1096	200	20	20	1	5	0	0	0	1000336	0
None	5	10	217	46	1059	5	20	20	1	5	0	0	0	1002864	0
None	5	20	217	46	1096	200	20	20	1	5	0	0	0	1002864	0
None	5	10	218	46	1059	5	20	20	1	5	0	0	0	1002908	0
None	5	20	218	46	1096	200	20	20	1	5	0	0	0	1002908	0
None	5	10	789	46	1056	2	5	2	1	2	0	0	0	1001771	0
None	5	20	789	46	1087	200	5	2	1	2	0	0	0	1001771	0
None	5	10	793	46	1056	2	5	2	1	2	0	0	0	1001876	0
None	5	20	793	46	1087	200	5	2	1	2	0	0	0	1001876	0
None	5	10	795	46	1056	2	5	2	1	2	0	0	0	1002424	0
None	5	20	795	46	1087	200	5	2	1	2	0	0	0	1002424	0
None	5	10	796	46	1056	2	5	2	1	2	0	0	0	1001858	0
None	5	20	796	46	1085	200	5	2	1	2	0	0	0	1001858	0
None	5	10	833	46	1056	2	20	20	1	2	0	0	0	1003810	0
None	5	20	833	46	1091	200	20	20	1	2	0	0	0	1003810	0
None	5	10	835	46	1060	6	20	20	1	6	0	0	0	999620	0
None	5	20	835	46	1100	200	20	20	1	6	0	0	0	999620	0
None	5	10	838	46	1056	2	5	2	1	2	0	0	0	1001236	0
None	5	20	838	46	1087	200	5	2	1	2	0	0	0	1001236	0
None	5	10	838	46	1056	2	5	2	1	2	0	0	0	1001740	0
None	5	20	838	46	1087	200	5	2	1	2	0	0	0	1001740	0
None	5	10	838	46	1056	2	5	2	1	2	0	0	0	1001815	0
None	5	20	838	46	1087	200	5	2	1	2	0	0	0	1001815	0
None	5	10	838	46	1056	2	5	2	1	2	0	0	0	1001976	0
None	5	20	838	46	1087	200	5	2	1	2	0	0	0	1001976	0
None	5	10	843	46	1056	2	5	2	1	2	0	0	0	1000804	0
None	5	20	843	46	1087	200	5	2	1	2	0	0	0	1000804	0
None	5	10	845	46	1056	2	5	2	1	2	0	0	0	999803	0
None	5	20	845	46	1087	200	5	2	1	2	0	0	0	999803	0
None	5	10	847	46	1056	2	5	2	1	2	0	0	0	1001237	0
None	5	20	847	46	1087	200	5	2	1	2	0	0	0	1001237	0
None	5	10	848	46	1056	2	5	2	1	2	0	0	0	999500	0
None	5	20	848	46	1085	200	5	2	1	2	0	0	0	999500	0
None	5	10	1185	47	1180	1	20	20	1	1	0	0	0	1000282	0
None	5	10	1185	47	1057	3	20	20	1	3	0	0	0	1000284	0
None	5	20	1185	47	1091	200	20	20	1	3	0	0	0	1000284	0
None	5	10	179	47	1159	0	5	2	1	10	0	0	0	1003193	0
None	5	10	180	47	1059	5	20	20	1	5	0	0	0	999499	0
None	5	20	180	47	1096	200	20	20	1	5	0	0	0	999499	0
None	5	10	180	47	1059	5	20	20	1	5	0	0	0	1002850	0
None	5	20	180	47	1096	200	20	20	1	5	0	0	0	1002850	0
None	5	10	180	47	1059	5	20	20	1	5	0	0	0	1002924	0
None	5	20	180	47	1096	200	20	20	1	5	0	0	0	1002924	0
None	5	10	180	47	1059	5	20	20	1	5	0	0	0	1003277	0
None	5	20	180	47	1096	200	20	20	1	5	0	0	0	1003277	0
None	5	10	180	47	1057	3	20	20	1	3	0	0	0	1003828	0
None	5	20	180	47	1160	200	20	20	1	3	0	0	0	1003828	0
None	5	10	181	47	1059	5	20	20	1	5	0	0	0	1001933	0
None	5	20	181	47	1096	200	20	20	1	5	0	0	0	1001933	0
None	5	10	181	47	1059	5	20	20	1	5	0	0	0	1003312	0
None	5	20	181	47	1096	200	20	20	1	5	0	0	0	1003312	0
None	5	10	1233	47	1059	5	20	20	1	5	0	0	0	1003546	0
None	5	20	1233	47	1096	200	20	20	1	5	0	0	0	1003546	0
None	5	10	182	47	1059	5	20	20	1	5	0	0	0	999598	0

None	5	20	182	47	1096	200	20	20	1	5	0	0	0	999598	0
None	5	10	182	47	1059	5	20	20	1	5	0	0	0	1004028	0
None	5	20	182	47	1096	200	20	20	1	5	0	0	0	1004028	0
None	5	10	184	47	1059	5	20	20	1	5	0	0	0	1000570	0
None	5	20	184	47	1096	200	20	20	1	5	0	0	0	1000570	0
None	5	10	185	47	1180	1	20	20	1	1	0	0	0	1000285	0
None	5	10	186	47	1056	2	5	2	1	2	0	0	0	1001959	0
None	5	20	186	47	1087	200	5	2	1	2	0	0	0	1001959	0
None	5	10	186	47	1056	2	5	2	1	2	0	0	0	1003007	0
None	5	20	186	47	1087	200	5	2	1	2	0	0	0	1003007	0
None	5	10	186	47	1056	2	5	2	1	2	0	0	0	1003334	0
None	5	20	186	47	1087	200	5	2	1	2	0	0	0	1003334	0
None	5	10	187	47	1056	2	5	2	1	2	0	0	0	999468	0
None	5	20	187	47	1087	200	5	2	1	2	0	0	0	999468	0
None	5	10	187	47	1181	2	5	2	1	2	0	0	0	999718	0
None	5	10	187	47	1056	2	5	2	1	2	0	0	0	1001406	0
None	5	20	187	47	1087	200	5	2	1	2	0	0	0	1001406	0
None	5	10	187	47	1056	2	5	2	1	2	0	0	0	1003650	0
None	5	20	187	47	1087	200	5	2	1	2	0	0	0	1003650	0
None	5	10	188	47	1180	1	5	2	1	1	0	0	0	1003647	0
None	5	10	191	47	1057	3	5	2	1	3	0	0	0	1003494	0
None	5	20	191	47	1091	200	5	2	1	3	0	0	0	1003494	0
None	5	10	1234	47	1056	2	5	2	1	2	0	0	0	1002862	0
None	5	20	1234	47	1091	200	5	2	1	2	0	0	0	1002862	0
None	5	10	1234	47	1056	2	5	2	1	2	0	0	0	1003466	0
None	5	20	1234	47	1091	200	5	2	1	2	0	0	0	1003466	0
None	5	10	192	47	1057	3	5	2	1	3	0	0	0	1002915	0
None	5	20	192	47	1091	200	5	2	1	3	0	0	0	1002915	0
None	5	10	193	47	1057	3	5	2	1	3	0	0	0	999746	0
None	5	20	193	47	1091	200	5	2	1	3	0	0	0	999746	0
None	5	10	193	47	1057	3	5	2	1	3	0	0	0	1003154	0
None	5	20	193	47	1091	200	5	2	1	3	0	0	0	1003154	0
None	5	10	193	47	1057	3	5	2	1	3	0	0	0	1003670	0
None	5	20	193	47	1091	200	5	2	1	3	0	0	0	1003670	0
None	5	10	194	47	1185	9	5	2	1	8	0	0	0	1001299	0
None	5	20	194	47	1103	200	5	2	1	8	0	0	0	1001299	0
None	5	10	195	47	1057	3	5	2	1	3	0	0	0	1003286	0
None	5	20	195	47	1091	200	5	2	1	3	0	0	0	1003286	0
None	5	10	196	47	1056	2	5	2	1	2	0	0	0	999751	0
None	5	20	196	47	1085	200	5	2	1	2	0	0	0	999751	0
None	5	10	196	47	1056	2	5	2	1	2	0	0	0	999787	0
None	5	20	196	47	1085	200	5	2	1	2	0	0	0	999787	0
None	5	10	206	47	1057	3	5	2	1	3	0	0	0	1003490	0
None	5	20	206	47	1160	200	5	2	1	3	0	0	0	1003490	0
None	5	10	206	47	1057	3	5	2	1	3	0	0	0	1004027	0
None	5	20	206	47	1160	200	5	2	1	3	0	0	0	1004027	0
None	5	10	210	47	1057	3	5	2	1	3	0	0	0	1001663	0
None	5	20	210	47	1160	200	5	2	1	3	0	0	0	1001663	0
None	5	10	212	47	1057	3	5	2	1	3	0	0	0	1003002	0
None	5	20	212	47	1160	200	5	2	1	3	0	0	0	1003002	0
None	5	10	212	47	1057	3	5	2	1	3	0	0	0	1003788	0
None	5	20	212	47	1160	200	5	2	1	3	0	0	0	1003788	0
None	5	10	213	47	1057	3	5	2	1	3	0	0	0	1000742	0
None	5	20	213	47	1160	200	5	2	1	3	0	0	0	1000742	0
None	5	10	215	47	1159	0	5	2	1	10	0	0	0	1003135	0
None	5	10	215	47	1159	0	5	2	1	10	0	0	0	1003182	0
None	5	10	216	47	1059	5	20	20	1	5	0	0	0	999711	0
None	5	20	216	47	1096	200	20	20	1	5	0	0	0	999711	0
None	5	10	217	47	1059	5	20	20	1	5	0	0	0	1002283	0
None	5	20	217	47	1096	200	20	20	1	5	0	0	0	1002283	0
None	5	10	788	47	1056	2	5	2	1	2	0	0	0	1001583	0
None	5	20	788	47	1087	200	5	2	1	2	0	0	0	1001583	0
None	5	10	795	47	1181	2	5	2	1	2	0	0	0	1001881	0
None	5	10	833	47	1056	2	20	20	1	2	0	0	0	1001113	0
None	5	20	833	47	1091	200	20	20	1	2	0	0	0	1001113	0
None	5	10	833	47	1060	6	20	20	1	6	0	0	0	1001914	0
None	5	20	833	47	1100	200	20	20	1	6	0	0	0	1001914	0
None	5	10	846	47	1066	9	5	2	1	10	0	0	0	1000871	0
None	5	20	846	47	1103	200	5	2	1	10	0	0	0	1000871	0
None	5	10	854	47	1060	6	20	20	1	6	0	0	0	1000153	0
None	5	20	854	47	1100	200	20	20	1	6	0	0	0	1000153	0
None	5	10	1185	48	1060	6	20	20	1	6	0	0	0	1000776	0
None	5	20	1185	48	1100	200	20	20	1	6	0	0	0	1000776	0
None	5	10	1185	48	1060	6	20	20	1	6	0	0	0	1002209	0
None	5	20	1185	48	1100	200	20	20	1	6	0	0	0	1002209	0
None	5	10	179	48	1159	0	5	2	1	10	0	0	0	1000498	0
None	5	10	180	48	1057	3	20	20	1	3	0	0	0	999586	0
None	5	20	180	48	1160	200	20	20	1	3	0	0	0	999586	0
None	5	10	180	48	1059	5	20	20	1	5	0	0	0	1000122	0
None	5	20	180	48	1096	200	20	20	1	5	0	0	0	1000122	0
None	5	10	180	48	1059	5	20	20	1	5	0	0	0	1000551	0
None	5	20	180	48	1096	200	20	20	1	5	0	0	0	1000551	0
None	5	10	180	48	1059	5	20	20	1	5	0	0	0	1001879	0
None	5	20	180	48	1096	200	20	20	1	5	0	0	0	1001879	0
None	5	10	181	48	1059	5	20	20	1	5	0	0	0	1003035	0
None	5	20	181	48	1096	200	20	20	1	5	0	0	0	1003035	0
None	5	10	181	48	1059	5	20	20	1	5	0	0	0	1003347	0
None	5	20	181	48	1096	200	20	20	1	5	0	0	0	1003347	0
None	5	10	1233	48	1059	5	20	20	1	5	0	0	0	1002941	0
None	5	20	1233	48	1096	200	20	20	1	5	0	0	0	1002941	0
None	5	10	182	48	1060	6	20	20	1	6	0	0	0	999818	0
None	5	20	182	48	1100	200	20	20	1	6	0	0	0	999818	0

None	5	10	182	48	1060	6	20	20	1	6	0	0	0	1001734	0
None	5	20	182	48	1100	200	20	20	1	6	0	0	0	1001734	0
None	5	10	182	48	1059	5	20	20	1	5	0	0	0	1001736	0
None	5	20	182	48	1096	200	20	20	1	5	0	0	0	1001736	0
None	5	10	182	48	1059	5	20	20	1	5	0	0	0	1001845	0
None	5	20	182	48	1096	200	20	20	1	5	0	0	0	1001845	0
None	5	10	182	48	1059	5	20	20	1	5	0	0	0	1003119	0
None	5	20	182	48	1096	200	20	20	1	5	0	0	0	1003119	0
None	5	10	184	48	1059	5	20	20	1	5	0	0	0	1004031	0
None	5	20	184	48	1096	200	20	20	1	5	0	0	0	1004031	0
None	5	10	185	48	1060	6	20	20	1	6	0	0	0	1003045	0
None	5	20	185	48	1100	200	20	20	1	6	0	0	0	1003045	0
None	5	10	186	48	1056	2	5	2	1	2	0	0	0	999496	0
None	5	20	186	48	1087	200	5	2	1	2	0	0	0	999496	0
None	5	10	186	48	1056	2	5	2	1	2	0	0	0	1001118	0
None	5	20	186	48	1087	200	5	2	1	2	0	0	0	1001118	0
None	5	10	186	48	1056	2	5	2	1	2	0	0	0	1003300	0
None	5	20	186	48	1087	200	5	2	1	2	0	0	0	1003300	0
None	5	10	186	48	1056	2	5	2	1	2	0	0	0	1003478	0
None	5	20	186	48	1087	200	5	2	1	2	0	0	0	1003478	0
None	5	10	186	48	1056	2	5	2	1	2	0	0	0	1003559	0
None	5	20	186	48	1087	200	5	2	1	2	0	0	0	1003559	0
None	5	10	187	48	1056	2	5	2	1	2	0	0	0	1003129	0
None	5	20	187	48	1087	200	5	2	1	2	0	0	0	1003129	0
None	5	10	187	48	1181	2	5	2	1	2	0	0	0	1003132	0
None	5	10	188	48	1181	2	5	2	1	2	0	0	0	1000771	0
None	5	10	188	48	1180	1	5	2	1	1	0	0	0	1001382	0
None	5	10	188	48	1180	1	5	2	1	1	0	0	0	1001891	0
None	5	10	188	48	1180	1	5	2	1	1	0	0	0	1002856	0
None	5	10	188	48	1180	1	5	2	1	1	0	0	0	1002881	0
None	5	10	188	48	1180	1	5	2	1	1	0	0	0	1003259	0
None	5	10	189	48	1056	2	5	2	1	2	0	0	0	1002654	0
None	5	20	189	48	1087	200	5	2	1	2	0	0	0	1002654	0
None	5	10	191	48	1057	3	5	2	1	3	0	0	0	999699	0
None	5	20	191	48	1091	200	5	2	1	3	0	0	0	999699	0
None	5	10	1234	48	1056	2	5	2	1	2	0	0	0	1002407	0
None	5	20	1234	48	1091	200	5	2	1	2	0	0	0	1002407	0
None	5	10	192	48	1056	2	5	2	1	2	0	0	0	999510	0
None	5	20	192	48	1091	200	5	2	1	2	0	0	0	999510	0
None	5	10	193	48	1056	2	5	2	1	2	0	0	0	1000775	0
None	5	20	193	48	1087	200	5	2	1	2	0	0	0	1000775	0
None	5	10	193	48	1056	2	5	2	1	2	0	0	0	1001362	0
None	5	20	193	48	1087	200	5	2	1	2	0	0	0	1001362	0
None	5	10	193	48	1057	3	5	2	1	3	0	0	0	1001659	0
None	5	20	193	48	1091	200	5	2	1	3	0	0	0	1001659	0
None	5	10	193	48	1057	3	5	2	1	3	0	0	0	1001843	0
None	5	20	193	48	1091	200	5	2	1	3	0	0	0	1001843	0
None	5	10	193	48	1056	2	5	2	1	2	0	0	0	1002453	0
None	5	20	193	48	1087	200	5	2	1	2	0	0	0	1002453	0
None	5	10	193	48	1057	3	5	2	1	3	0	0	0	1003646	0
None	5	20	193	48	1091	200	5	2	1	3	0	0	0	1003646	0
None	5	10	194	48	1185	9	5	2	1	8	0	0	0	1001286	0
None	5	20	194	48	1103	200	5	2	1	8	0	0	0	1001286	0
None	5	10	194	48	1185	9	5	2	1	8	0	0	0	1003008	0
None	5	20	194	48	1103	200	5	2	1	8	0	0	0	1003008	0
None	5	10	195	48	1057	3	5	2	1	3	0	0	0	1000348	0
None	5	20	195	48	1091	200	5	2	1	3	0	0	0	1000348	0
None	5	10	195	48	1056	2	5	2	1	2	0	0	0	1002178	0
None	5	20	195	48	1087	200	5	2	1	2	0	0	0	1002178	0
None	5	10	196	48	1056	2	5	2	1	2	0	0	0	999715	0
None	5	20	196	48	1085	200	5	2	1	2	0	0	0	999715	0
None	5	10	213	48	1057	3	5	2	1	3	0	0	0	1003203	0
None	5	20	213	48	1160	200	5	2	1	3	0	0	0	1003203	0
None	5	10	216	48	1059	5	20	20	1	5	0	0	0	1003127	0
None	5	20	216	48	1096	200	20	20	1	5	0	0	0	1003127	0
None	5	10	216	48	1059	5	20	20	1	5	0	0	0	1003315	0
None	5	20	216	48	1096	200	20	20	1	5	0	0	0	1003315	0
None	5	10	218	48	1059	5	20	20	1	5	0	0	0	1003461	0
None	5	20	218	48	1096	200	20	20	1	5	0	0	0	1003461	0
None	5	10	789	48	1180	1	5	2	1	1	0	0	0	1000610	0
None	5	10	833	48	1060	6	20	20	1	6	0	0	0	1000596	0
None	5	20	833	48	1100	200	20	20	1	6	0	0	0	1000596	0
None	5	10	833	48	1060	6	20	20	1	6	0	0	0	1000784	0
None	5	20	833	48	1100	200	20	20	1	6	0	0	0	1000784	0
None	5	10	833	48	1056	2	20	20	1	2	0	0	0	1001303	0
None	5	20	833	48	1091	200	20	20	1	2	0	0	0	1001303	0
None	5	10	833	48	1060	6	20	20	1	6	0	0	0	1003869	0
None	5	20	833	48	1100	200	20	20	1	6	0	0	0	1003869	0
None	5	10	833	48	1060	6	20	20	1	6	0	0	0	1003870	0
None	5	20	833	48	1100	200	20	20	1	6	0	0	0	1003870	0
None	5	10	833	48	1060	6	20	20	1	6	0	0	0	1003871	0
None	5	20	833	48	1100	200	20	20	1	6	0	0	0	1003871	0
None	5	10	833	48	1060	6	20	20	1	6	0	0	0	1003872	0
None	5	20	833	48	1100	200	20	20	1	6	0	0	0	1003872	0
None	5	10	833	48	1060	6	20	20	1	6	0	0	0	1003873	0
None	5	20	833	48	1100	200	20	20	1	6	0	0	0	1003873	0
None	5	10	833	48	1060	6	20	20	1	6	0	0	0	1003874	0
None	5	20	833	48	1100	200	20	20	1	6	0	0	0	1003874	0
None	5	10	833	48	1060	6	20	20	1	6	0	0	0	1003875	0
None	5	20	833	48	1100	200	20	20	1	6	0	0	0	1003875	0
None	5	10	833	48	1060	6	20	20	1	6	0	0	0	1003876	0
None	5	20	833	48	1100	200	20	20	1	6	0	0	0	1003876	0

None	5	10	833	48	1060	6	20	20	1	6	0	0	0	1003877	0
None	5	20	833	48	1100	200	20	20	1	6	0	0	0	1003877	0
None	5	10	833	48	1060	6	20	20	1	6	0	0	0	1003878	0
None	5	20	833	48	1100	200	20	20	1	6	0	0	0	1003878	0
None	5	10	833	48	1060	6	20	20	1	6	0	0	0	1003879	0
None	5	20	833	48	1100	200	20	20	1	6	0	0	0	1003879	0
None	5	10	833	48	1060	6	20	20	1	6	0	0	0	1003880	0
None	5	20	833	48	1100	200	20	20	1	6	0	0	0	1003880	0
None	5	10	833	48	1060	6	20	20	1	6	0	0	0	1003881	0
None	5	20	833	48	1100	200	20	20	1	6	0	0	0	1003881	0
None	5	10	833	48	1060	6	20	20	1	6	0	0	0	1003882	0
None	5	20	833	48	1100	200	20	20	1	6	0	0	0	1003882	0
None	5	10	833	48	1060	6	20	20	1	6	0	0	0	1003883	0
None	5	20	833	48	1100	200	20	20	1	6	0	0	0	1003883	0
None	5	10	833	48	1060	6	20	20	1	6	0	0	0	1003884	0
None	5	20	833	48	1100	200	20	20	1	6	0	0	0	1003884	0
None	5	10	833	48	1060	6	20	20	1	6	0	0	0	1003885	0
None	5	20	833	48	1100	200	20	20	1	6	0	0	0	1003885	0
None	5	10	833	48	1060	6	20	20	1	6	0	0	0	1003886	0
None	5	20	833	48	1100	200	20	20	1	6	0	0	0	1003886	0
None	5	10	833	48	1060	6	20	20	1	6	0	0	0	1003887	0
None	5	20	833	48	1100	200	20	20	1	6	0	0	0	1003887	0
None	5	10	835	48	1060	6	20	20	1	6	0	0	0	1001733	0
None	5	20	835	48	1100	200	20	20	1	6	0	0	0	1001733	0
None	5	10	837	48	1060	6	20	20	1	6	0	0	0	999841	0
None	5	20	837	48	1100	200	20	20	1	6	0	0	0	999841	0
None	5	10	839	48	1056	2	5	2	1	2	0	0	0	1002869	0
None	5	20	839	48	1087	200	5	2	1	2	0	0	0	1002869	0
None	5	10	846	48	1081	9	5	2	1	10	0	0	0	1000872	0
None	5	20	846	48	1103	200	5	2	1	10	0	0	0	1000872	0
None	5	10	846	48	1066	9	5	2	1	10	0	0	0	1000873	0
None	5	20	846	48	1103	200	5	2	1	10	0	0	0	1000873	0
None	5	10	893	48	1060	6	20	20	1	6	0	0	0	1000783	0
None	5	20	893	48	1100	200	20	20	1	6	0	0	0	1000783	0
None	5	10	1185	49	1060	6	20	20	1	6	0	0	0	1001752	0
None	5	20	1185	49	1100	200	20	20	1	6	0	0	0	1001752	0
None	5	10	1185	49	1060	6	20	20	1	6	0	0	0	1003034	0
None	5	20	1185	49	1100	200	20	20	1	6	0	0	0	1003034	0
None	5	10	179	49	1159	0	5	2	1	10	0	0	0	1003149	0
None	5	10	179	49	1159	0	5	2	1	10	0	0	0	1003639	0
None	5	10	180	49	1060	6	20	20	1	6	0	0	0	999589	0
None	5	20	180	49	1100	200	20	20	1	6	0	0	0	999589	0
None	5	10	180	49	1060	6	20	20	1	6	0	0	0	999792	0
None	5	20	180	49	1100	200	20	20	1	6	0	0	0	999792	0
None	5	10	180	49	1060	6	20	20	1	6	0	0	0	999819	0
None	5	20	180	49	1100	200	20	20	1	6	0	0	0	999819	0
None	5	10	180	49	1059	5	20	20	1	5	0	0	0	1000151	0
None	5	20	180	49	1096	200	20	20	1	5	0	0	0	1000151	0
None	5	10	180	49	1059	5	20	20	1	5	0	0	0	1000154	0
None	5	20	180	49	1096	200	20	20	1	5	0	0	0	1000154	0
None	5	10	180	49	1059	5	20	20	1	5	0	0	0	1000155	0
None	5	20	180	49	1096	200	20	20	1	5	0	0	0	1000155	0
None	5	10	180	49	1059	5	20	20	1	5	0	0	0	1000156	0
None	5	20	180	49	1096	200	20	20	1	5	0	0	0	1000156	0
None	5	10	180	49	1059	5	20	20	1	5	0	0	0	1000157	0
None	5	20	180	49	1096	200	20	20	1	5	0	0	0	1000157	0
None	5	10	180	49	1059	5	20	20	1	5	0	0	0	1000158	0
None	5	20	180	49	1096	200	20	20	1	5	0	0	0	1000158	0
None	5	10	180	49	1059	5	20	20	1	5	0	0	0	1000159	0
None	5	20	180	49	1096	200	20	20	1	5	0	0	0	1000159	0
None	5	10	180	49	1059	5	20	20	1	5	0	0	0	1000160	0
None	5	20	180	49	1096	200	20	20	1	5	0	0	0	1000160	0
None	5	10	180	49	1059	5	20	20	1	5	0	0	0	1000161	0
None	5	20	180	49	1096	200	20	20	1	5	0	0	0	1000161	0
None	5	10	180	49	1059	5	20	20	1	5	0	0	0	1000162	0
None	5	20	180	49	1096	200	20	20	1	5	0	0	0	1000162	0
None	5	10	180	49	1059	5	20	20	1	5	0	0	0	1000163	0
None	5	20	180	49	1096	200	20	20	1	5	0	0	0	1000163	0
None	5	10	180	49	1059	5	20	20	1	5	0	0	0	1000164	0
None	5	20	180	49	1096	200	20	20	1	5	0	0	0	1000164	0
None	5	10	180	49	1059	5	20	20	1	5	0	0	0	1000165	0
None	5	20	180	49	1096	200	20	20	1	5	0	0	0	1000165	0
None	5	10	180	49	1059	5	20	20	1	5	0	0	0	1000166	0
None	5	20	180	49	1096	200	20	20	1	5	0	0	0	1000166	0
None	5	10	180	49	1060	6	20	20	1	6	0	0	0	1000639	0
None	5	20	180	49	1100	200	20	20	1	6	0	0	0	1000639	0
None	5	10	180	49	1060	6	20	20	1	6	0	0	0	1001151	0
None	5	20	180	49	1100	200	20	20	1	6	0	0	0	1001151	0
None	5	10	180	49	1057	3	20	20	1	3	0	0	0	1001420	0
None	5	20	180	49	1160	200	20	20	1	3	0	0	0	1001420	0
None	5	10	180	49	1059	5	20	20	1	5	0	0	0	1001660	0
None	5	20	180	49	1096	200	20	20	1	5	0	0	0	1001660	0
None	5	10	180	49	1060	6	20	20	1	6	0	0	0	1002196	0
None	5	20	180	49	1100	200	20	20	1	6	0	0	0	1002196	0
None	5	10	180	49	1060	6	20	20	1	6	0	0	0	1002430	0
None	5	20	180	49	1100	200	20	20	1	6	0	0	0	1002430	0
None	5	10	180	49	1056	2	20	20	1	2	0	0	0	1002598	0
None	5	20	180	49	1091	200	20	20	1	2	0	0	0	1002598	0
None	5	10	180	49	1059	5	20	20	1	5	0	0	0	1002813	0
None	5	20	180	49	1096	200	20	20	1	5	0	0	0	1002813	0
None	5	10	180	49	1059	5	20	20	1	5	0	0	0	1002925	0
None	5	20	180	49	1096	200	20	20	1	5	0	0	0	1002925	0

None	5	10	181	49	1059	5	20	20	1	5	0	0	0	1003176	0
None	5	20	181	49	1096	200	20	20	1	5	0	0	0	1003176	0
None	5	10	1233	49	1060	6	20	20	1	6	0	0	0	999484	0
None	5	20	1233	49	1100	200	20	20	1	6	0	0	0	999484	0
None	5	10	1233	49	1060	6	20	20	1	6	0	0	0	1000818	0
None	5	20	1233	49	1100	200	20	20	1	6	0	0	0	1000818	0
None	5	10	1233	49	1060	6	20	20	1	6	0	0	0	1001737	0
None	5	20	1233	49	1100	200	20	20	1	6	0	0	0	1001737	0
None	5	10	1233	49	1060	6	20	20	1	6	0	0	0	1001844	0
None	5	20	1233	49	1100	200	20	20	1	6	0	0	0	1001844	0
None	5	10	1233	49	1060	6	20	20	1	6	0	0	0	1001954	0
None	5	20	1233	49	1100	200	20	20	1	6	0	0	0	1001954	0
None	5	10	1233	49	1060	6	20	20	1	6	0	0	0	1002165	0
None	5	20	1233	49	1100	200	20	20	1	6	0	0	0	1002165	0
None	5	10	1233	49	1059	5	20	20	1	5	0	0	0	1003107	0
None	5	20	1233	49	1096	200	20	20	1	5	0	0	0	1003107	0
None	5	10	182	49	1059	5	20	20	1	5	0	0	0	999610	0
None	5	20	182	49	1096	200	20	20	1	5	0	0	0	999610	0
None	5	10	182	49	1060	6	20	20	1	6	0	0	0	999960	0
None	5	20	182	49	1100	200	20	20	1	6	0	0	0	999960	0
None	5	10	182	49	1059	5	20	20	1	5	0	0	0	1000676	0
None	5	20	182	49	1096	200	20	20	1	5	0	0	0	1000676	0
None	5	10	182	49	1060	6	20	20	1	6	0	0	0	1001149	0
None	5	20	182	49	1100	200	20	20	1	6	0	0	0	1001149	0
None	5	10	182	49	1060	6	20	20	1	6	0	0	0	1001668	0
None	5	20	182	49	1100	200	20	20	1	6	0	0	0	1001668	0
None	5	10	182	49	1060	6	20	20	1	6	0	0	0	1001755	0
None	5	20	182	49	1100	200	20	20	1	6	0	0	0	1001755	0
None	5	10	182	49	1060	6	20	20	1	6	0	0	0	1002273	0
None	5	20	182	49	1100	200	20	20	1	6	0	0	0	1002273	0
None	5	10	182	49	1060	6	20	20	1	6	0	0	0	1002457	0
None	5	20	182	49	1100	200	20	20	1	6	0	0	0	1002457	0
None	5	10	182	49	1060	6	20	20	1	6	0	0	0	1002651	0
None	5	20	182	49	1100	200	20	20	1	6	0	0	0	1002651	0
None	5	10	182	49	1059	5	20	20	1	5	0	0	0	1002928	0
None	5	20	182	49	1096	200	20	20	1	5	0	0	0	1002928	0
None	5	10	182	49	1060	6	20	20	1	6	0	0	0	1002947	0
None	5	20	182	49	1100	200	20	20	1	6	0	0	0	1002947	0
None	5	10	182	49	1060	6	20	20	1	6	0	0	0	1003744	0
None	5	20	182	49	1100	200	20	20	1	6	0	0	0	1003744	0
None	5	10	184	49	1060	6	20	20	1	6	0	0	0	999489	0
None	5	20	184	49	1100	200	20	20	1	6	0	0	0	999489	0
None	5	10	184	49	1060	6	20	20	1	6	0	0	0	1000620	0
None	5	20	184	49	1100	200	20	20	1	6	0	0	0	1000620	0
None	5	10	184	49	1060	6	20	20	1	6	0	0	0	1001531	0
None	5	20	184	49	1100	200	20	20	1	6	0	0	0	1001531	0
None	5	10	184	49	1059	5	20	20	1	5	0	0	0	1002505	0
None	5	20	184	49	1096	200	20	20	1	5	0	0	0	1002505	0
None	5	10	186	49	1056	2	5	2	1	2	0	0	0	1002916	0
None	5	20	186	49	1087	200	5	2	1	2	0	0	0	1002916	0
None	5	10	187	49	1056	2	5	2	1	2	0	0	0	1001293	0
None	5	20	187	49	1087	200	5	2	1	2	0	0	0	1001293	0
None	5	10	187	49	1056	2	5	2	1	2	0	0	0	1001635	0
None	5	20	187	49	1087	200	5	2	1	2	0	0	0	1001635	0
None	5	10	1234	49	1056	2	5	2	1	2	0	0	0	999971	0
None	5	20	1234	49	1091	200	5	2	1	2	0	0	0	999971	0
None	5	10	1234	49	1056	2	5	2	1	2	0	0	0	1003501	0
None	5	20	1234	49	1091	200	5	2	1	2	0	0	0	1003501	0
None	5	10	194	49	1185	9	5	2	1	8	0	0	0	1003263	0
None	5	20	194	49	1103	200	5	2	1	8	0	0	0	1003263	0
None	5	10	195	49	1056	2	5	2	1	2	0	0	0	1001773	0
None	5	20	195	49	1087	200	5	2	1	2	0	0	0	1001773	0
None	5	10	195	49	1057	3	5	2	1	3	0	0	0	1003311	0
None	5	20	195	49	1091	200	5	2	1	3	0	0	0	1003311	0
None	5	10	196	49	1056	2	5	2	1	2	0	0	0	1000522	0
None	5	20	196	49	1085	200	5	2	1	2	0	0	0	1000522	0
None	5	10	196	49	1056	2	5	2	1	2	0	0	0	1001198	0
None	5	20	196	49	1085	200	5	2	1	2	0	0	0	1001198	0
None	5	10	196	49	1056	2	5	2	1	2	0	0	0	1001228	0
None	5	20	196	49	1085	200	5	2	1	2	0	0	0	1001228	0
None	5	10	206	49	1057	3	5	2	1	3	0	0	0	999521	0
None	5	20	206	49	1160	200	5	2	1	3	0	0	0	999521	0
None	5	10	206	49	1057	3	5	2	1	3	0	0	0	1001367	0
None	5	20	206	49	1160	200	5	2	1	3	0	0	0	1001367	0
None	5	10	207	49	1057	3	5	2	1	3	0	0	0	1000502	0
None	5	20	207	49	1160	200	5	2	1	3	0	0	0	1000502	0
None	5	10	213	49	1057	3	5	2	1	3	0	0	0	1003291	0
None	5	20	213	49	1160	200	5	2	1	3	0	0	0	1003291	0
None	5	10	216	49	1059	5	20	20	1	5	0	0	0	1000172	0
None	5	20	216	49	1096	200	20	20	1	5	0	0	0	1000172	0
None	5	10	216	49	1059	5	20	20	1	5	0	0	0	1002807	0
None	5	20	216	49	1096	200	20	20	1	5	0	0	0	1002807	0
None	5	10	217	49	1059	5	20	20	1	5	0	0	0	1002953	0
None	5	20	217	49	1096	200	20	20	1	5	0	0	0	1002953	0
None	5	10	217	49	1059	5	20	20	1	5	0	0	0	1003126	0
None	5	20	217	49	1096	200	20	20	1	5	0	0	0	1003126	0
None	5	10	218	49	1059	5	20	20	1	5	0	0	0	1003573	0
None	5	20	218	49	1096	200	20	20	1	5	0	0	0	1003573	0
None	5	10	789	49	1180	1	5	2	1	1	0	0	0	1003578	0
None	5	10	833	49	1060	6	20	20	1	6	0	0	0	999511	0
None	5	20	833	49	1100	200	20	20	1	6	0	0	0	999511	0
None	5	10	833	49	1060	6	20	20	1	6	0	0	0	1002454	0

None	5	20	833	49	1100	200	20	20	1	6	0	0	0	1002454	0
None	5	10	834	49	1060	6	20	20	1	6	0	0	0	1000777	0
None	5	20	834	49	1100	200	20	20	1	6	0	0	0	1000777	0
None	5	10	834	49	1060	6	20	20	1	6	0	0	0	1001305	0
None	5	20	834	49	1100	200	20	20	1	6	0	0	0	1001305	0
None	5	10	1291	49	1060	6	20	20	1	6	0	0	0	1001385	0
None	5	20	1291	49	1100	200	20	20	1	6	0	0	0	1001385	0
None	5	10	835	49	1060	6	20	20	1	6	0	0	0	1000836	0
None	5	20	835	49	1100	200	20	20	1	6	0	0	0	1000836	0
None	5	10	835	49	1060	6	20	20	1	6	0	0	0	1001738	0
None	5	20	835	49	1100	200	20	20	1	6	0	0	0	1001738	0
None	5	10	835	49	1060	6	20	20	1	6	0	0	0	1001869	0
None	5	20	835	49	1100	200	20	20	1	6	0	0	0	1001869	0
None	5	10	836	49	1060	6	20	20	1	6	0	0	0	999460	0
None	5	20	836	49	1100	200	20	20	1	6	0	0	0	999460	0
None	5	10	846	49	1066	9	5	2	1	10	0	0	0	999692	0
None	5	20	846	49	1103	200	5	2	1	10	0	0	0	999692	0
None	5	10	864	49	1060	6	20	20	1	6	0	0	0	1001539	0
None	5	20	864	49	1100	200	20	20	1	6	0	0	0	1001539	0
None	5	10	891	49	1060	6	20	20	1	6	0	0	0	999793	0
None	5	20	891	49	1100	200	20	20	1	6	0	0	0	999793	0
None	5	10	891	49	1060	6	20	20	1	6	0	0	0	1000167	0
None	5	20	891	49	1100	200	20	20	1	6	0	0	0	1000167	0
None	5	10	891	49	1060	6	20	20	1	6	0	0	0	1000168	0
None	5	20	891	49	1100	200	20	20	1	6	0	0	0	1000168	0
None	5	10	891	49	1060	6	20	20	1	6	0	0	0	1000169	0
None	5	20	891	49	1100	200	20	20	1	6	0	0	0	1000169	0
None	5	10	891	49	1060	6	20	20	1	6	0	0	0	1000170	0
None	5	20	891	49	1100	200	20	20	1	6	0	0	0	1000170	0
None	5	10	891	49	1060	6	20	20	1	6	0	0	0	1000171	0
None	5	20	891	49	1100	200	20	20	1	6	0	0	0	1000171	0
None	5	10	891	49	1060	6	20	20	1	6	0	0	0	1000197	0
None	5	20	891	49	1100	200	20	20	1	6	0	0	0	1000197	0
None	5	10	891	49	1060	6	20	20	1	6	0	0	0	1000198	0
None	5	20	891	49	1100	200	20	20	1	6	0	0	0	1000198	0
None	5	10	891	49	1060	6	20	20	1	6	0	0	0	1001581	0
None	5	20	891	49	1100	200	20	20	1	6	0	0	0	1001581	0
None	5	10	892	49	1060	6	20	20	1	6	0	0	0	1001658	0
None	5	20	892	49	1100	200	20	20	1	6	0	0	0	1001658	0
None	5	10	892	49	1060	6	20	20	1	6	0	0	0	1002163	0
None	5	20	892	49	1100	200	20	20	1	6	0	0	0	1002163	0
None	5	10	893	49	1060	6	20	20	1	6	0	0	0	1001703	0
None	5	20	893	49	1100	200	20	20	1	6	0	0	0	1001703	0
None	5	10	893	49	1060	6	20	20	1	6	0	0	0	1001842	0
None	5	20	893	49	1100	200	20	20	1	6	0	0	0	1001842	0
None	5	10	894	49	1060	6	20	20	1	6	0	0	0	999616	0
None	5	20	894	49	1100	200	20	20	1	6	0	0	0	999616	0
None	5	10	179	50	1159	0	5	2	1	10	0	0	0	999736	0
None	5	10	179	50	1159	0	5	2	1	10	0	0	0	1001828	0
None	5	10	179	50	1159	0	5	2	1	10	0	0	0	1001958	0
None	5	10	179	50	1159	0	5	2	1	10	0	0	0	1002136	0
None	5	10	179	50	1159	0	5	2	1	10	0	0	0	1002647	0
None	5	10	179	50	1159	0	5	2	1	10	0	0	0	1003142	0
None	5	10	180	50	1056	2	20	20	1	2	0	0	0	999611	0
None	5	20	180	50	1091	200	20	20	1	2	0	0	0	999611	0
None	5	10	180	50	1059	5	20	20	1	5	0	0	0	1000173	0
None	5	20	180	50	1096	200	20	20	1	5	0	0	0	1000173	0
None	5	10	180	50	1059	5	20	20	1	5	0	0	0	1000174	0
None	5	20	180	50	1096	200	20	20	1	5	0	0	0	1000174	0
None	5	10	180	50	1059	5	20	20	1	5	0	0	0	1000175	0
None	5	20	180	50	1096	200	20	20	1	5	0	0	0	1000175	0
None	5	10	180	50	1059	5	20	20	1	5	0	0	0	1000176	0
None	5	20	180	50	1096	200	20	20	1	5	0	0	0	1000176	0
None	5	10	180	50	1059	5	20	20	1	5	0	0	0	1000177	0
None	5	20	180	50	1096	200	20	20	1	5	0	0	0	1000177	0
None	5	10	180	50	1059	5	20	20	1	5	0	0	0	1000178	0
None	5	20	180	50	1096	200	20	20	1	5	0	0	0	1000178	0
None	5	10	180	50	1059	5	20	20	1	5	0	0	0	1000179	0
None	5	20	180	50	1096	200	20	20	1	5	0	0	0	1000179	0
None	5	10	180	50	1059	5	20	20	1	5	0	0	0	1000180	0
None	5	20	180	50	1096	200	20	20	1	5	0	0	0	1000180	0
None	5	10	180	50	1059	5	20	20	1	5	0	0	0	1000181	0
None	5	20	180	50	1096	200	20	20	1	5	0	0	0	1000181	0
None	5	10	180	50	1059	5	20	20	1	5	0	0	0	1000182	0
None	5	20	180	50	1096	200	20	20	1	5	0	0	0	1000182	0
None	5	10	180	50	1059	5	20	20	1	5	0	0	0	1000183	0
None	5	20	180	50	1096	200	20	20	1	5	0	0	0	1000183	0
None	5	10	180	50	1059	5	20	20	1	5	0	0	0	1000184	0
None	5	20	180	50	1096	200	20	20	1	5	0	0	0	1000184	0
None	5	10	180	50	1059	5	20	20	1	5	0	0	0	1000185	0
None	5	20	180	50	1096	200	20	20	1	5	0	0	0	1000185	0
None	5	10	180	50	1059	5	20	20	1	5	0	0	0	1000186	0
None	5	20	180	50	1096	200	20	20	1	5	0	0	0	1000186	0
None	5	10	180	50	1059	5	20	20	1	5	0	0	0	1000187	0
None	5	20	180	50	1096	200	20	20	1	5	0	0	0	1000187	0
None	5	10	180	50	1059	5	20	20	1	5	0	0	0	1000188	0
None	5	20	180	50	1096	200	20	20	1	5	0	0	0	1000188	0
None	5	10	180	50	1059	5	20	20	1	5	0	0	0	1000189	0
None	5	20	180	50	1096	200	20	20	1	5	0	0	0	1000189	0
None	5	10	180	50	1059	5	20	20	1	5	0	0	0	1000190	0
None	5	20	180	50	1096	200	20	20	1	5	0	0	0	1000190	0
None	5	10	180	50	1059	5	20	20	1	5	0	0	0	1000191	0

None	5	20	180	50	1096	200	20	20	1	5	0	0	0	1000191	0
None	5	10	180	50	1059	5	20	20	1	5	0	0	0	1000192	0
None	5	20	180	50	1096	200	20	20	1	5	0	0	0	1000192	0
None	5	10	180	50	1059	5	20	20	1	5	0	0	0	1000194	0
None	5	20	180	50	1096	200	20	20	1	5	0	0	0	1000194	0
None	5	10	180	50	1059	5	20	20	1	5	0	0	0	1000195	0
None	5	20	180	50	1096	200	20	20	1	5	0	0	0	1000195	0
None	5	10	180	50	1059	5	20	20	1	5	0	0	0	1001235	0
None	5	20	180	50	1096	200	20	20	1	5	0	0	0	1001235	0
None	5	10	180	50	1057	3	20	20	1	3	0	0	0	1001915	0
None	5	20	180	50	1160	200	20	20	1	3	0	0	0	1001915	0
None	5	10	180	50	1059	5	20	20	1	5	0	0	0	1001928	0
None	5	20	180	50	1096	200	20	20	1	5	0	0	0	1001928	0
None	5	10	180	50	1059	5	20	20	1	5	0	0	0	1003550	0
None	5	20	180	50	1096	200	20	20	1	5	0	0	0	1003550	0
None	5	10	181	50	1059	5	20	20	1	5	0	0	0	999755	0
None	5	20	181	50	1096	200	20	20	1	5	0	0	0	999755	0
None	5	10	181	50	1059	5	20	20	1	5	0	0	0	1001164	0
None	5	20	181	50	1096	200	20	20	1	5	0	0	0	1001164	0
None	5	10	181	50	1059	5	20	20	1	5	0	0	0	1002465	0
None	5	20	181	50	1096	200	20	20	1	5	0	0	0	1002465	0
None	5	10	181	50	1059	5	20	20	1	5	0	0	0	1003038	0
None	5	20	181	50	1096	200	20	20	1	5	0	0	0	1003038	0
None	5	10	182	50	1059	5	20	20	1	5	0	0	0	1002415	0
None	5	20	182	50	1096	200	20	20	1	5	0	0	0	1002415	0
None	5	10	182	50	1059	5	20	20	1	5	0	0	0	1003556	0
None	5	20	182	50	1096	200	20	20	1	5	0	0	0	1003556	0
None	5	10	182	50	1059	5	20	20	1	5	0	0	0	1003959	0
None	5	20	182	50	1096	200	20	20	1	5	0	0	0	1003959	0
None	5	10	184	50	1059	5	20	20	1	5	0	0	0	1001154	0
None	5	20	184	50	1096	200	20	20	1	5	0	0	0	1001154	0
None	5	10	187	50	1056	2	5	2	1	2	0	0	0	1003815	0
None	5	20	187	50	1087	200	5	2	1	2	0	0	0	1003815	0
None	5	10	188	50	1180	1	5	2	1	1	0	0	0	999712	0
None	5	10	188	50	1180	1	5	2	1	1	0	0	0	1002014	0
None	5	10	190	50	1159	0	5	2	1	10	0	0	0	1001590	0
None	5	10	190	50	1159	0	5	2	1	10	0	0	0	1003386	0
None	5	10	190	50	1159	0	5	2	1	10	0	0	0	1003757	0
None	5	10	191	50	1057	3	5	2	1	3	0	0	0	1003680	0
None	5	20	191	50	1091	200	5	2	1	3	0	0	0	1003680	0
None	5	10	193	50	1057	3	5	2	1	3	0	0	0	1000765	0
None	5	20	193	50	1091	200	5	2	1	3	0	0	0	1000765	0
None	5	10	193	50	1057	3	5	2	1	3	0	0	0	1003492	0
None	5	20	193	50	1091	200	5	2	1	3	0	0	0	1003492	0
None	5	10	194	50	1185	9	5	2	1	8	0	0	0	999770	0
None	5	20	194	50	1103	200	5	2	1	8	0	0	0	999770	0
None	5	10	195	50	1057	3	5	2	1	3	0	0	0	1003558	0
None	5	20	195	50	1091	200	5	2	1	3	0	0	0	1003558	0
None	5	10	196	50	1056	2	5	2	1	2	0	0	0	999706	0
None	5	20	196	50	1085	200	5	2	1	2	0	0	0	999706	0
None	5	10	197	50	1059	5	5	2	1	5	0	0	0	1003818	0
None	5	20	197	50	1096	200	5	2	1	5	0	0	0	1003818	0
None	5	10	198	50	1059	5	5	2	1	5	0	0	0	1002223	0
None	5	20	198	50	1096	200	5	2	1	5	0	0	0	1002223	0
None	5	10	198	50	1059	5	5	2	1	5	0	0	0	1002444	0
None	5	20	198	50	1096	200	5	2	1	5	0	0	0	1002444	0
None	5	10	206	50	1057	3	5	2	1	3	0	0	0	999587	0
None	5	20	206	50	1160	200	5	2	1	3	0	0	0	999587	0
None	5	10	206	50	1057	3	5	2	1	3	0	0	0	1003565	0
None	5	20	206	50	1160	200	5	2	1	3	0	0	0	1003565	0
None	5	10	212	50	1057	3	5	2	1	3	0	0	0	1000521	0
None	5	20	212	50	1160	200	5	2	1	3	0	0	0	1000521	0
None	5	10	212	50	1057	3	5	2	1	3	0	0	0	1003172	0
None	5	20	212	50	1160	200	5	2	1	3	0	0	0	1003172	0
None	5	10	213	50	1057	3	5	2	1	3	0	0	0	999514	0
None	5	20	213	50	1160	200	5	2	1	3	0	0	0	999514	0
None	5	10	215	50	1159	0	5	2	1	10	0	0	0	1000559	0
None	5	10	215	50	1159	0	5	2	1	10	0	0	0	1000597	0
None	5	10	215	50	1159	0	5	2	1	10	0	0	0	1000779	0
None	5	10	215	50	1159	0	5	2	1	10	0	0	0	1001940	0
None	5	10	215	50	1159	0	5	2	1	10	0	0	0	1002230	0
None	5	10	216	50	1059	5	20	20	1	5	0	0	0	999737	0
None	5	20	216	50	1096	200	20	20	1	5	0	0	0	999737	0
None	5	10	216	50	1059	5	20	20	1	5	0	0	0	1001638	0
None	5	20	216	50	1096	200	20	20	1	5	0	0	0	1001638	0
None	5	10	216	50	1059	5	20	20	1	5	0	0	0	1001964	0
None	5	20	216	50	1096	200	20	20	1	5	0	0	0	1001964	0
None	5	10	218	50	1059	5	20	20	1	5	0	0	0	1002949	0
None	5	20	218	50	1096	200	20	20	1	5	0	0	0	1002949	0
None	5	10	788	50	1056	2	5	2	1	2	0	0	0	1002423	0
None	5	20	788	50	1087	200	5	2	1	2	0	0	0	1002423	0
None	5	10	797	50	1059	5	5	2	1	5	0	0	0	1001931	0
None	5	20	797	50	1096	200	5	2	1	5	0	0	0	1001931	0
None	5	10	798	50	1059	5	5	2	1	5	0	0	0	1002428	0
None	5	20	798	50	1096	200	5	2	1	5	0	0	0	1002428	0
None	5	10	832	50	1159	0	5	2	1	10	0	0	0	1001704	0
None	5	10	842	50	1159	0	5	2	1	10	0	0	0	1002425	0
None	5	10	846	50	1083	9	5	2	1	10	0	0	0	1000874	0
None	5	20	846	50	1103	200	5	2	1	10	0	0	0	1000874	0
None	5	10	851	50	1159	0	5	2	1	10	0	0	0	1002000	0
None	5	10	853	50	1159	0	5	2	1	10	0	0	0	1001830	0
None	5	10	853	50	1159	0	5	2	1	10	0	0	0	1002435	0

None	5	10	855	50	1059	5	20	20	1	5	0	0	0	1000704	0
None	5	20	855	50	1096	200	20	20	1	5	0	0	0	1000704	0
None	5	10	1117	50	1159	0	5	2	1	10	0	0	0	1000297	0
None	5	10	856	50	1059	5	20	20	1	5	0	0	0	999544	0
None	5	20	856	50	1096	200	20	20	1	5	0	0	0	999544	0
None	5	10	879	50	1159	0	5	2	1	10	0	0	0	1000788	0
None	5	10	890	50	1159	0	5	2	1	10	0	0	0	1001778	0
None	5	10	891	50	1059	5	20	20	1	5	0	0	0	1000193	0
None	5	20	891	50	1096	200	20	20	1	5	0	0	0	1000193	0
None	5	10	891	50	1185	9	20	20	1	8	0	0	0	1000552	0
None	5	20	891	50	1103	200	20	20	1	8	0	0	0	1000552	0
None	5	10	892	50	1059	5	20	20	1	5	0	0	0	1002247	0
None	5	20	892	50	1096	200	20	20	1	5	0	0	0	1002247	0
None	5	10	894	50	1059	5	20	20	1	5	0	0	0	1002001	0
None	5	20	894	50	1096	200	20	20	1	5	0	0	0	1002001	0
None	5	10	898	50	1180	1	5	2	1	1	0	0	0	1002469	0
None	5	10	908	50	1159	0	5	2	1	10	0	0	0	1000820	0
None	5	10	912	50	1159	0	5	2	1	10	0	0	0	1001360	0
None	5	10	179	51	1159	0	5	2	1	10	0	0	0	1002258	0
None	5	10	179	51	1159	0	5	2	1	10	0	0	0	1003283	0
None	5	10	179	51	1159	0	5	2	1	10	0	0	0	1003572	0
None	5	10	180	51	1059	5	20	20	1	5	0	0	0	1000196	0
None	5	10	180	51	1059	5	20	20	1	5	0	0	0	1000199	0
None	5	10	180	51	1059	5	20	20	1	5	0	0	0	1000200	0
None	5	10	180	51	1059	5	20	20	1	5	0	0	0	1000201	0
None	5	10	180	51	1059	5	20	20	1	5	0	0	0	1000202	0
None	5	10	180	51	1059	5	20	20	1	5	0	0	0	1000203	0
None	5	10	180	51	1059	5	20	20	1	5	0	0	0	1000204	0
None	5	10	180	51	1059	5	20	20	1	5	0	0	0	1000205	0
None	5	10	180	51	1059	5	20	20	1	5	0	0	0	1000206	0
None	5	10	180	51	1059	5	20	20	1	5	0	0	0	1000207	0
None	5	10	180	51	1059	5	20	20	1	5	0	0	0	1000208	0
None	5	10	180	51	1059	5	20	20	1	5	0	0	0	1000209	0
None	5	10	180	51	1059	5	20	20	1	5	0	0	0	1000210	0
None	5	10	180	51	1059	5	20	20	1	5	0	0	0	1000211	0
None	5	10	180	51	1059	5	20	20	1	5	0	0	0	1000212	0
None	5	10	180	51	1059	5	20	20	1	5	0	0	0	1000213	0
None	5	10	180	51	1059	5	20	20	1	5	0	0	0	1000214	0
None	5	10	180	51	1059	5	20	20	1	5	0	0	0	1000215	0
None	5	10	180	51	1059	5	20	20	1	5	0	0	0	1000216	0
None	5	10	180	51	1059	5	20	20	1	5	0	0	0	1000217	0
None	5	10	180	51	1059	5	20	20	1	5	0	0	0	1000218	0
None	5	10	180	51	1056	2	20	20	1	2	0	0	0	1000588	0
None	5	20	180	51	1086	200	20	20	1	2	0	0	0	1000588	0
None	5	10	180	51	1059	5	20	20	1	5	0	0	0	1000713	0
None	5	10	180	51	1060	6	20	20	1	6	0	0	0	1000823	0
None	5	10	180	51	1060	6	20	20	1	6	0	0	0	1000835	0
None	5	10	180	51	1057	3	20	20	1	3	0	0	0	1001651	0
None	5	20	180	51	1175	200	20	20	1	3	0	0	0	1001651	0
None	5	10	180	51	1060	6	20	20	1	6	0	0	0	1001939	0
None	5	10	180	51	1060	6	20	20	1	6	0	0	0	1003742	0
None	5	10	180	51	1060	6	20	20	1	6	0	0	0	1003830	0
None	5	10	181	51	1059	5	20	20	1	5	0	0	0	1001226	0
None	5	10	181	51	1060	6	20	20	1	6	0	0	0	1001642	0
None	5	10	181	51	1060	6	20	20	1	6	0	0	0	1001780	0
None	5	10	1233	51	1060	6	20	20	1	6	0	0	0	999466	0
None	5	10	1233	51	1060	6	20	20	1	6	0	0	0	1001852	0
None	5	10	1233	51	1060	6	20	20	1	6	0	0	0	1002662	0
None	5	10	1233	51	1060	6	20	20	1	6	0	0	0	1002886	0
None	5	10	1233	51	1060	6	20	20	1	6	0	0	0	1003625	0
None	5	10	182	51	1060	6	20	20	1	6	0	0	0	999474	0
None	5	10	182	51	1060	6	20	20	1	6	0	0	0	999593	0
None	5	10	182	51	1060	6	20	20	1	6	0	0	0	999809	0
None	5	10	182	51	1060	6	20	20	1	6	0	0	0	999834	0
None	5	10	182	51	1060	6	20	20	1	6	0	0	0	1000343	0
None	5	10	182	51	1060	6	20	20	1	6	0	0	0	1000569	0
None	5	10	182	51	1060	6	20	20	1	6	0	0	0	1000629	0
None	5	10	182	51	1060	6	20	20	1	6	0	0	0	1001163	0
None	5	10	182	51	1060	6	20	20	1	6	0	0	0	1001368	0
None	5	10	182	51	1060	6	20	20	1	6	0	0	0	1003385	0
None	5	10	182	51	1059	5	20	20	1	5	0	0	0	1003549	0
None	5	10	184	51	1060	6	20	20	1	6	0	0	0	999531	0
None	5	10	184	51	1060	6	20	20	1	6	0	0	0	999824	0
None	5	10	184	51	1060	6	20	20	1	6	0	0	0	1000819	0
None	5	10	184	51	1059	5	20	20	1	5	0	0	0	1002210	0
None	5	10	185	51	1060	6	20	20	1	6	0	0	0	1002803	0
None	5	10	186	51	1056	2	5	2	1	2	0	0	0	1002804	0
None	5	20	186	51	1086	200	5	2	1	2	0	0	0	1002804	0
None	5	10	186	51	1056	2	5	2	1	2	0	0	0	1003521	0
None	5	20	186	51	1086	200	5	2	1	2	0	0	0	1003521	0
None	5	10	187	51	1056	2	5	2	1	2	0	0	0	1002259	0
None	5	20	187	51	1086	200	5	2	1	2	0	0	0	1002259	0
None	5	10	191	51	1057	3	5	2	1	3	0	0	0	999719	0
None	5	20	191	51	1175	200	5	2	1	3	0	0	0	999719	0
None	5	10	1234	51	1056	2	5	2	1	2	0	0	0	999760	0
None	5	20	1234	51	1086	200	5	2	1	2	0	0	0	999760	0
None	5	10	1234	51	1056	2	5	2	1	2	0	0	0	1001816	0
None	5	20	1234	51	1086	200	5	2	1	2	0	0	0	1001816	0
None	5	10	193	51	1057	3	5	2	1	3	0	0	0	1003130	0
None	5	20	193	51	1175	200	5	2	1	3	0	0	0	1003130	0
None	5	10	194	51	1185	9	5	2	1	8	0	0	0	999491	0
None	5	10	194	51	1185	9	5	2	1	8	0	0	0	1003503	0

None	5	10	195	51	1057	3	5	2	1	3	0	0	0	1003003	0
None	5	20	195	51	1175	200	5	2	1	3	0	0	0	1003003	0
None	5	10	196	51	1056	2	5	2	1	2	0	0	0	1002858	0
None	5	20	196	51	1086	200	5	2	1	2	0	0	0	1002858	0
None	5	10	196	51	1056	2	5	2	1	2	0	0	0	1003191	0
None	5	20	196	51	1086	200	5	2	1	2	0	0	0	1003191	0
None	5	10	205	51	1057	3	5	2	1	3	0	0	0	1000757	0
None	5	20	205	51	1175	200	5	2	1	3	0	0	0	1000757	0
None	5	10	206	51	1057	3	5	2	1	3	0	0	0	1002421	0
None	5	20	206	51	1175	200	5	2	1	3	0	0	0	1002421	0
None	5	10	206	51	1057	3	5	2	1	3	0	0	0	1003460	0
None	5	20	206	51	1175	200	5	2	1	3	0	0	0	1003460	0
None	5	10	210	51	1057	3	5	2	1	3	0	0	0	999583	0
None	5	20	210	51	1175	200	5	2	1	3	0	0	0	999583	0
None	5	10	212	51	1057	3	5	2	1	3	0	0	0	1003157	0
None	5	20	212	51	1175	200	5	2	1	3	0	0	0	1003157	0
None	5	10	212	51	1057	3	5	2	1	3	0	0	0	1003493	0
None	5	20	212	51	1175	200	5	2	1	3	0	0	0	1003493	0
None	5	10	213	51	1057	3	5	2	1	3	0	0	0	999771	0
None	5	20	213	51	1175	200	5	2	1	3	0	0	0	999771	0
None	5	10	213	51	1057	3	5	2	1	3	0	0	0	1001216	0
None	5	20	213	51	1175	200	5	2	1	3	0	0	0	1001216	0
None	5	10	213	51	1057	3	5	2	1	3	0	0	0	1003187	0
None	5	20	213	51	1175	200	5	2	1	3	0	0	0	1003187	0
None	5	10	1189	51	1060	6	20	20	1	6	0	0	0	1001224	0
None	5	10	215	51	1159	0	5	2	1	10	0	0	0	1003272	0
None	5	10	216	51	1057	3	20	20	1	3	0	0	0	1003190	0
None	5	20	216	51	1175	200	20	20	1	3	0	0	0	1003190	0
None	5	10	217	51	1059	5	20	20	1	5	0	0	0	1000354	0
None	5	10	217	51	1057	3	20	20	1	3	0	0	0	1000500	0
None	5	20	217	51	1175	200	20	20	1	3	0	0	0	1000500	0
None	5	10	217	51	1059	5	20	20	1	5	0	0	0	1001826	0
None	5	10	832	51	1159	0	5	2	1	10	0	0	0	1001202	0
None	5	10	833	51	1060	6	20	20	1	6	0	0	0	1002278	0
None	5	10	833	51	1060	6	20	20	1	6	0	0	0	1003888	0
None	5	10	833	51	1060	6	20	20	1	6	0	0	0	1003889	0
None	5	10	833	51	1060	6	20	20	1	6	0	0	0	1003890	0
None	5	10	833	51	1060	6	20	20	1	6	0	0	0	1003891	0
None	5	10	833	51	1060	6	20	20	1	6	0	0	0	1003892	0
None	5	10	833	51	1060	6	20	20	1	6	0	0	0	1003893	0
None	5	10	834	51	1060	6	20	20	1	6	0	0	0	999831	0
None	5	10	834	51	1059	5	20	20	1	5	0	0	0	1001557	0
None	5	10	835	51	1060	6	20	20	1	6	0	0	0	999590	0
None	5	10	835	51	1060	6	20	20	1	6	0	0	0	1003588	0
None	5	10	836	51	1060	6	20	20	1	6	0	0	0	1001244	0
None	5	10	891	51	1185	9	20	20	1	8	0	0	0	1000219	0
None	5	10	891	51	1185	9	20	20	1	8	0	0	0	1000220	0
None	5	10	891	51	1185	9	20	20	1	8	0	0	0	1000221	0
None	5	10	891	51	1185	9	20	20	1	8	0	0	0	1000222	0
None	5	10	891	51	1185	9	20	20	1	8	0	0	0	1000223	0
None	5	10	891	51	1060	6	20	20	1	6	0	0	0	1001553	0
None	5	10	891	51	1185	9	20	20	1	8	0	0	0	1002889	0
None	5	10	892	51	1060	6	20	20	1	6	0	0	0	1001647	0
None	5	10	893	51	1060	6	20	20	1	6	0	0	0	999800	0
None	5	10	893	51	1060	6	20	20	1	6	0	0	0	1002431	0
None	5	10	894	51	1059	5	20	20	1	5	0	0	0	1002867	0
None	5	10	179	52	1159	0	5	2	1	10	0	0	0	999525	0
None	5	10	179	52	1060	6	20	2	1	6	0	0	0	1001291	0
None	5	10	179	52	1159	0	5	2	1	10	0	0	0	1001681	0
None	5	10	179	52	1159	0	5	2	1	10	0	0	0	1001758	0
None	5	10	179	52	1159	0	5	2	1	10	0	0	0	1001966	0
None	5	10	179	52	1159	0	5	2	1	10	0	0	0	1003168	0
None	5	10	180	52	1059	5	20	20	1	5	0	0	0	1000630	0
None	5	10	180	52	1056	2	20	20	1	2	0	0	0	1000721	0
None	5	20	180	52	1086	200	20	20	1	2	0	0	0	1000721	0
None	5	10	180	52	1060	6	20	20	1	6	0	0	0	1000800	0
None	5	10	180	52	1057	3	20	20	1	3	0	0	0	1001785	0
None	5	20	180	52	1175	200	20	20	1	3	0	0	0	1001785	0
None	5	10	180	52	1060	6	20	20	1	6	0	0	0	1001936	0
None	5	10	180	52	1060	6	20	20	1	6	0	0	0	1001979	0
None	5	10	180	52	1059	5	20	20	1	5	0	0	0	1003117	0
None	5	10	181	52	1059	5	20	20	1	5	0	0	0	999714	0
None	5	10	181	52	1060	6	20	20	1	6	0	0	0	1000707	0
None	5	10	181	52	1059	5	20	20	1	5	0	0	0	1003531	0
None	5	10	1233	52	1060	6	20	20	1	6	0	0	0	999451	0
None	5	10	1233	52	1060	6	20	20	1	6	0	0	0	999529	0
None	5	10	1233	52	1060	6	20	20	1	6	0	0	0	1001980	0
None	5	10	182	52	1060	6	20	20	1	6	0	0	0	999591	0
None	5	10	182	52	1060	5	20	20	1	5	0	0	0	1000677	0
None	5	10	182	52	1060	6	20	20	1	6	0	0	0	1000822	0
None	5	10	182	52	1060	6	20	20	1	6	0	0	0	1001585	0
None	5	10	182	52	1060	6	20	20	1	6	0	0	0	1002224	0
None	5	10	182	52	1059	5	20	20	1	5	0	0	0	1002250	0
None	5	10	182	52	1060	6	20	20	1	6	0	0	0	1002270	0
None	5	10	182	52	1060	6	20	20	1	6	0	0	0	1002818	0
None	5	10	182	52	1060	5	20	20	1	5	0	0	0	1002894	0
None	5	10	182	52	1060	6	20	20	1	6	0	0	0	1003761	0
None	5	10	184	52	1060	6	20	20	1	6	0	0	0	1001769	0
None	5	10	184	52	1060	6	20	20	1	6	0	0	0	1001907	0
None	5	10	184	52	1060	6	20	20	1	6	0	0	0	1003595	0
None	5	10	184	52	1060	6	20	20	1	6	0	0	0	1003599	0
None	5	10	184	52	1060	6	20	20	1	6	0	0	0	1003812	0

None	5	10	185	52	1060		6	20	20	1	6	0	0	0	999759	0
None	5	10	185	52	1060		6	20	20	1	6	0	0	0	1000490	0
None	5	10	185	52	1060		6	20	20	1	6	0	0	0	1001110	0
None	5	10	185	52	1060		6	20	20	1	6	0	0	0	1001794	0
None	5	10	186	52	1056		2	5	2	1	2	0	0	0	999568	0
None	5	20	186	52	1086		200	5	2	1	2	0	0	0	999568	0
None	5	10	186	52	1056		2	5	2	1	2	0	0	0	999967	0
None	5	20	186	52	1086		200	5	2	1	2	0	0	0	999967	0
None	5	10	186	52	1056		2	5	2	1	2	0	0	0	1002121	0
None	5	20	186	52	1086		200	5	2	1	2	0	0	0	1002121	0
None	5	10	186	52	1056		2	5	2	1	2	0	0	0	1002255	0
None	5	20	186	52	1086		200	5	2	1	2	0	0	0	1002255	0
None	5	10	186	52	1056		2	5	2	1	2	0	0	0	1003153	0
None	5	20	186	52	1086		200	5	2	1	2	0	0	0	1003153	0
None	5	10	187	52	1056		2	5	2	1	2	0	0	0	1002934	0
None	5	20	187	52	1086		200	5	2	1	2	0	0	0	1002934	0
None	5	10	187	52	1056		2	5	2	1	2	0	0	0	1003747	0
None	5	20	187	52	1086		200	5	2	1	2	0	0	0	1003747	0
None	5	10	189	52	1056		2	5	2	1	2	0	0	0	1000609	0
None	5	20	189	52	1086		200	5	2	1	2	0	0	0	1000609	0
None	5	10	190	52	1159		0	5	2	1	10	0	0	0	1001841	0
None	5	10	1234	52	1056		2	5	2	1	2	0	0	0	1003173	0
None	5	20	1234	52	1086		200	5	2	1	2	0	0	0	1003173	0
None	5	10	192	52	1056		2	5	2	1	2	0	0	0	1004035	0
None	5	20	192	52	1086		200	5	2	1	2	0	0	0	1004035	0
None	5	10	193	52	1057		3	5	2	1	3	0	0	0	1001387	0
None	5	20	193	52	1175		200	5	2	1	3	0	0	0	1001387	0
None	5	10	194	52	1185		9	5	2	1	8	0	0	0	1003574	0
None	5	10	196	52	1056		2	5	2	1	2	0	0	0	1002865	0
None	5	20	196	52	1086		200	5	2	1	2	0	0	0	1002865	0
None	5	10	196	52	1056		2	5	2	1	2	0	0	0	1003482	0
None	5	20	196	52	1086		200	5	2	1	2	0	0	0	1003482	0
None	5	10	205	52	1057		3	5	2	1	3	0	0	0	1002228	0
None	5	20	205	52	1175		200	5	2	1	3	0	0	0	1002228	0
None	5	10	215	52	1159	-1	0	5	2	1	10	0	0	0	1000631	0
None	5	10	215	52	1159	-1	0	5	2	1	10	0	0	0	1002053	0
None	5	10	215	52	1159		0	5	2	1	10	0	0	0	1003031	0
None	5	10	215	52	1159		0	5	2	1	10	0	0	0	1003687	0
None	5	10	215	52	1159		0	5	2	1	10	0	0	0	1003820	0
None	5	10	216	52	1059		5	20	20	1	5	0	0	0	1000335	0
None	5	10	216	52	1057		3	20	20	1	3	0	0	0	1001241	0
None	5	20	216	52	1175		200	20	20	1	3	0	0	0	1001241	0
None	5	10	219	52	1159	-1	0	5	2	1	10	0	0	0	1000748	0
None	5	10	219	52	1363	-1	5	5	2	1	5	0	0	0	1001653	0
None	5	10	219	52	1363	-1	5	5	2	1	5	0	0	0	1001654	0
None	5	10	219	52	1059	-1	5	5	2	1	5	0	0	0	1003614	0
None	5	50	219	52	1059	-1	5	5	2	1	5	0	0	0	1003614	0
None	5	10	219	52	1159	-1	0	5	2	1	10	0	0	0	1003622	0
None	5	10	494	52	1159		6	20	20	1	6	0	0	0	1000270	0
None	5	50	494	52	1159		6	20	20	1	6	0	0	0	1000270	0
None	5	10	788	52	1056		2	5	2	1	2	0	0	0	1002201	0
None	5	20	788	52	1086		200	5	2	1	2	0	0	0	1002201	0
None	5	10	791	52	1057		3	5	2	1	3	0	0	0	999462	0
None	5	20	791	52	1175		200	5	2	1	3	0	0	0	999462	0
None	5	10	1187	52	1159	-1	0	5	2	1	10	0	0	0	1004092	0
None	5	10	799	52	1159	-1	0	5	2	1	10	0	0	0	1003768	0
None	5	10	804	52	1159		5	20	20	1	6	0	0	0	1000273	0
None	5	50	804	52	1159		5	20	20	1	6	0	0	0	1000273	0
None	5	10	832	52	1159		0	5	2	1	10	0	0	0	1000708	0
None	5	10	832	52	1159		0	5	2	1	10	0	0	0	1001878	0
None	5	10	833	52	1060		6	20	20	1	6	0	0	0	1001943	0
None	5	10	833	52	1060		6	20	20	1	6	0	0	0	1003724	0
None	5	10	833	52	1060		6	20	20	1	6	0	0	0	1003894	0
None	5	10	833	52	1060		6	20	20	1	6	0	0	0	1003895	0
None	5	10	833	52	1060		6	20	20	1	6	0	0	0	1003896	0
None	5	10	833	52	1060		6	20	20	1	6	0	0	0	1003897	0
None	5	10	833	52	1060		6	20	20	1	6	0	0	0	1003898	0
None	5	10	833	52	1060		6	20	20	1	6	0	0	0	1003899	0
None	5	10	833	52	1060		6	20	20	1	6	0	0	0	1003900	0
None	5	10	833	52	1060		6	20	20	1	6	0	0	0	1003901	0
None	5	10	833	52	1060		6	20	20	1	6	0	0	0	1003902	0
None	5	10	833	52	1060		6	20	20	1	6	0	0	0	1003903	0
None	5	10	833	52	1060		6	20	20	1	6	0	0	0	1003904	0
None	5	10	1291	52	1060		6	20	20	1	6	0	0	0	1000752	0
None	5	10	835	52	1060		6	20	20	1	6	0	0	0	999490	0
None	5	10	835	52	1060		6	20	20	1	6	0	0	0	1000545	0
None	5	10	835	52	1060		6	20	20	1	6	0	0	0	1002211	0
None	5	10	836	52	1060		6	20	20	1	6	0	0	0	999602	0
None	5	10	837	52	1060		6	20	20	1	6	0	0	0	1001574	0
None	5	10	838	52	1056		2	5	2	1	2	0	0	0	1001414	0
None	5	20	838	52	1086		200	5	2	1	2	0	0	0	1001414	0
None	5	10	844	52	1057		3	5	2	1	3	0	0	0	1001222	0
None	5	20	844	52	1175		200	5	2	1	3	0	0	0	1001222	0
None	5	10	846	52	1082		9	5	2	1	10	0	0	0	1000875	0
None	5	10	846	52	1080		9	5	2	1	10	0	0	0	1000876	0
None	5	10	846	52	1073		9	5	2	1	10	0	0	0	1000877	0
None	5	10	846	52	1083		9	5	2	1	10	0	0	0	1000878	0
None	5	10	846	52	1079		9	5	2	1	10	0	0	0	1000879	0
None	5	10	852	52	1185		9	5	2	1	8	0	0	0	1003783	0
None	5	10	853	52	1159		0	5	2	1	10	0	0	0	1002618	0
None	5	10	1117	52	1159		0	5	2	1	10	0	0	0	1000295	0
None	5	10	890	52	1159		0	5	2	1	10	0	0	0	1001904	0

None	5	10	891	52	1060		6	20	20	1	6	0	0	0	999547	0
None	5	10	891	52	1185		9	20	20	1	8	0	0	0	1001098	0
None	5	10	893	52	1060		6	20	20	1	6	0	0	0	1000808	0
None	5	10	894	52	1060		6	20	20	1	6	0	0	0	999597	0
None	5	10	895	52	1060		6	20	20	1	6	0	0	0	1002948	0
None	5	10	900	52	1159	-1	0	5	2	1	10	0	0	0	1001569	0
None	5	10	916	52	1159	-1	0	5	2	1	10	0	0	0	1000701	0
None	5	10	179	54	1159		0	5	2	1	10	0	0	0	1003594	0
None	5	10	180	54	1060		6	20	20	1	6	0	0	0	999445	0
None	5	10	180	54	1060		6	20	20	1	6	0	0	0	999797	0
None	5	10	180	54	1060		6	20	20	1	6	0	0	0	1000592	0
None	5	10	180	54	1060		6	20	20	1	6	0	0	0	1000675	0
None	5	10	180	54	1060		6	20	20	1	6	0	0	0	1000792	0
None	5	10	180	54	1060		6	20	20	1	6	0	0	0	1000812	0
None	5	10	180	54	1060		6	20	20	1	6	0	0	0	1001657	0
None	5	10	180	54	1060		6	20	20	1	6	0	0	0	1001823	0
None	5	10	180	54	1060		6	20	20	1	6	0	0	0	1002205	0
None	5	10	180	54	1059		5	20	20	1	5	0	0	0	1002612	0
None	5	10	180	54	1060		6	20	20	1	6	0	0	0	1002634	0
None	5	10	180	54	1060		6	20	20	1	6	0	0	0	1002866	0
None	5	10	180	54	1060		6	20	20	1	6	0	0	0	1002874	0
None	5	10	180	54	1059		5	20	20	1	5	0	0	0	1002942	0
None	5	10	180	54	1060		6	20	20	1	6	0	0	0	1003587	0
None	5	10	181	54	1059		5	20	20	1	5	0	0	0	1001405	0
None	5	10	1233	54	1060		6	20	20	1	6	0	0	0	999540	0
None	5	10	1233	54	1060		6	20	20	1	6	0	0	0	1001364	0
None	5	10	1233	54	1060		6	20	20	1	6	0	0	0	1002459	0
None	5	10	182	54	1060		6	20	20	1	6	0	0	0	1000568	0
None	5	10	182	54	1060		6	20	20	1	6	0	0	0	1000619	0
None	5	10	182	54	1060		6	20	20	1	6	0	0	0	1001363	0
None	5	10	182	54	1060		6	20	20	1	6	0	0	0	1001753	0
None	5	10	182	54	1060		6	20	20	1	6	0	0	0	1001935	0
None	5	10	182	54	1060		6	20	20	1	6	0	0	0	1002128	0
None	5	10	182	54	1060		6	20	20	1	6	0	0	0	1002449	0
None	5	10	182	54	1060		6	20	20	1	6	0	0	0	1002658	0
None	5	10	182	54	1060		6	20	20	1	6	0	0	0	1003635	0
None	5	10	184	54	1059		5	20	20	1	5	0	0	0	999536	0
None	5	10	184	54	1060		6	20	20	1	6	0	0	0	999840	0
None	5	10	184	54	1060		6	20	20	1	6	0	0	0	1000580	0
None	5	10	184	54	1060		6	20	20	1	6	0	0	0	1001568	0
None	5	10	184	54	1060		6	20	20	1	6	0	0	0	1002657	0
None	5	10	184	54	1060		6	20	20	1	6	0	0	0	1003109	0
None	5	10	187	54	1056		2	5	2	1	2	0	0	0	999508	0
None	5	20	187	54	1086		200	5	2	1	2	0	0	0	999508	0
None	5	10	187	54	1056		2	5	2	1	2	0	0	0	999621	0
None	5	20	187	54	1086		200	5	2	1	2	0	0	0	999621	0
None	5	10	187	54	1056		2	5	2	1	2	0	0	0	1001694	0
None	5	20	187	54	1086		200	5	2	1	2	0	0	0	1001694	0
None	5	10	187	54	1057		3	5	2	1	3	0	0	0	1003338	0
None	5	20	187	54	1175		200	5	2	1	3	0	0	0	1003338	0
None	5	10	187	54	1180		1	5	2	1	1	0	0	0	1003857	0
None	5	10	188	54	1180		1	5	2	1	1	0	0	0	1000763	0
None	5	10	188	54	1180		1	5	2	1	1	0	0	0	1000764	0
None	5	10	188	54	1180		1	5	2	1	1	0	0	0	1001152	0
None	5	10	188	54	1180		1	5	2	1	1	0	0	0	1003197	0
None	5	10	191	54	1057		3	5	2	1	3	0	0	0	1000743	0
None	5	20	191	54	1175		200	5	2	1	3	0	0	0	1000743	0
None	5	10	191	54	1057		3	5	2	1	3	0	0	0	1003827	0
None	5	20	191	54	1175		200	5	2	1	3	0	0	0	1003827	0
None	5	10	1234	54	1056		2	5	2	1	2	0	0	0	1003551	0
None	5	20	1234	54	1086		200	5	2	1	2	0	0	0	1003551	0
None	5	10	193	54	1057		3	5	2	1	3	0	0	0	1000340	0
None	5	20	193	54	1175		200	5	2	1	3	0	0	0	1000340	0
None	5	10	193	54	1057		3	5	2	1	3	0	0	0	1002945	0
None	5	20	193	54	1175		200	5	2	1	3	0	0	0	1002945	0
None	5	10	194	54	1185		9	5	2	1	8	0	0	0	999526	0
None	5	10	194	54	1185		9	5	2	1	8	0	0	0	1001947	0
None	5	10	195	54	1057		3	5	2	1	3	0	0	0	999472	0
None	5	20	195	54	1175		200	5	2	1	3	0	0	0	999472	0
None	5	10	195	54	1057		3	5	2	1	3	0	0	0	999522	0
None	5	20	195	54	1175		200	5	2	1	3	0	0	0	999522	0
None	5	10	195	54	1057		3	5	2	1	3	0	0	0	1001528	0
None	5	20	195	54	1175		200	5	2	1	3	0	0	0	1001528	0
None	5	10	196	54	1056		2	5	2	1	2	0	0	0	1001592	0
None	5	20	196	54	1086		200	5	2	1	2	0	0	0	1001592	0
None	5	10	205	54	1057		3	5	2	1	3	0	0	0	1003517	0
None	5	20	205	54	1175		200	5	2	1	3	0	0	0	1003517	0
None	5	10	215	54	1159		0	5	2	1	10	0	0	0	1003280	0
None	5	10	216	54	1057		3	20	20	1	3	0	0	0	1003582	0
None	5	20	216	54	1175		200	20	20	1	3	0	0	0	1003582	0
None	5	10	219	54	1159	-1	0	5	2	1	10	0	0	0	1000799	0
None	5	50	219	54	1159	-1	0	5	2	1	10	0	0	0	1000799	0
None	5	10	219	54	1059	-1	5	5	2	1	5	0	0	0	1001116	0
None	5	50	219	54	1059	-1	5	5	2	1	5	0	0	0	1001116	0
None	5	10	788	54	1056		2	5	2	1	2	0	0	0	1000547	0
None	5	20	788	54	1086		200	5	2	1	2	0	0	0	1000547	0
None	5	10	789	54	1180		1	5	2	1	1	0	0	0	999571	0
None	5	10	792	54	1057		3	5	2	1	3	0	0	0	1002225	0
None	5	20	792	54	1175		200	5	2	1	3	0	0	0	1002225	0
None	5	10	832	54	1159		0	5	2	1	10	0	0	0	1001150	0
None	5	10	832	54	1159		0	5	2	1	10	0	0	0	1001523	0
None	5	10	833	54	1060		6	20	20	1	6	0	0	0	1002277	0

None	5	10	834	54	1060		6	20	20	1	6	0	0	0	1001136	0
None	5	10	834	54	1060		6	20	20	1	6	0	0	0	1002603	0
None	5	10	1291	54	1060		6	20	20	1	6	0	0	0	1004029	0
None	5	10	835	54	1060		6	20	20	1	6	0	0	0	999532	0
None	5	10	844	54	1057		3	5	2	1	3	0	0	0	999497	0
None	5	20	844	54	1175		200	5	2	1	3	0	0	0	999497	0
None	5	10	845	54	1057		3	5	2	1	3	0	0	0	1001511	0
None	5	20	845	54	1175		200	5	2	1	3	0	0	0	1001511	0
None	5	10	847	54	1057		3	5	2	1	3	0	0	0	1001749	0
None	5	20	847	54	1175		200	5	2	1	3	0	0	0	1001749	0
None	5	10	848	54	1056		2	5	2	1	2	0	0	0	1000614	0
None	5	20	848	54	1086		200	5	2	1	2	0	0	0	1000614	0
None	5	10	852	54	1185		9	5	2	1	8	0	0	0	1000821	0
None	5	10	891	54	1060		6	20	20	1	6	0	0	0	1000224	0
None	5	10	891	54	1060		6	20	20	1	6	0	0	0	1000225	0
None	5	10	891	54	1060		6	20	20	1	6	0	0	0	1000226	0
None	5	10	891	54	1060		6	20	20	1	6	0	0	0	1002197	0
None	5	10	892	54	1060		6	20	20	1	6	0	0	0	1001298	0
None	5	10	892	54	1060		6	20	20	1	6	0	0	0	1002646	0
None	5	10	1295	54	1060		6	20	20	1	6	0	0	0	1001819	0
None	5	10	893	54	1060		6	20	20	1	6	0	0	0	1002408	0
None	5	10	900	54	1057		3	5	2	1	3	0	0	0	1002851	0
None	5	20	900	54	1175		200	5	2	1	3	0	0	0	1002851	0
None	5	10	902	54	1056		2	5	2	1	2	0	0	0	1000604	0
None	5	20	902	54	1086		200	5	2	1	2	0	0	0	1000604	0
None	5	10	846	60	1078		9	5	2	1	10	0	0	0	1000657	0
None	5	10	846	60	1077		9	5	2	1	10	0	0	0	1000658	0
None	5	10	846	59	1336		9	5	2	1	10	0	0	0	1000654	0
None	5	10	846	59	1082		9	5	2	1	10	0	0	0	1000655	0
None	5	10	846	59	1336		9	5	2	1	10	0	0	0	1000656	0
None	5	10	179	61	1159		0	5	2	1	10	0	0	0	1001916	0
None	5	10	179	61	1159		0	5	2	1	10	0	0	0	1003335	0
None	5	10	180	61	1060		6	20	20	1	6	0	0	0	1001697	0
None	5	10	180	61	1060		6	20	20	1	6	0	0	0	1003627	0
None	5	10	181	61	1059		5	20	20	1	5	0	0	0	1000628	0
None	5	10	182	61	1060		6	20	20	1	6	0	0	0	1001656	0
None	5	10	184	61	1060		6	20	20	1	6	0	0	0	1003637	0
None	5	10	184	61	1059		5	20	20	1	5	0	0	0	1003814	0
None	5	10	185	61	1060		6	20	20	1	6	0	0	0	999775	0
None	5	10	186	61	1057		3	5	2	1	3	0	0	0	1000520	0
None	5	20	186	61	1175		200	5	2	1	3	0	0	0	1000520	0
None	5	10	186	61	1056		2	5	2	1	2	0	0	0	1001872	0
None	5	20	186	61	1086		200	5	2	1	2	0	0	0	1001872	0
None	5	10	187	61	1057		3	5	2	1	3	0	0	0	1002920	0
None	5	20	187	61	1175		200	5	2	1	3	0	0	0	1002920	0
None	5	10	188	61	1180		1	5	2	1	1	0	0	0	1003813	0
None	5	10	190	61	1159		0	5	2	1	10	0	0	0	999512	0
None	5	10	191	61	1057		3	5	2	1	3	0	0	0	1001689	0
None	5	20	191	61	1175		200	5	2	1	3	0	0	0	1001689	0
None	5	10	191	61	1057		3	5	2	1	3	0	0	0	1001708	0
None	5	20	191	61	1175		200	5	2	1	3	0	0	0	1001708	0
None	5	10	191	61	1057		3	5	2	1	3	0	0	0	1002432	0
None	5	20	191	61	1175		200	5	2	1	3	0	0	0	1002432	0
None	5	10	192	61	1057		3	5	2	1	3	0	0	0	1001114	0
None	5	20	192	61	1175		200	5	2	1	3	0	0	0	1001114	0
None	5	10	192	61	1056		2	5	2	1	2	0	0	0	1001294	0
None	5	20	192	61	1086		200	5	2	1	2	0	0	0	1001294	0
None	5	10	193	61	1057		3	5	2	1	3	0	0	0	1001227	0
None	5	20	193	61	1175		200	5	2	1	3	0	0	0	1001227	0
None	5	10	193	61	1057		3	5	2	1	3	0	0	0	1001693	0
None	5	20	193	61	1175		200	5	2	1	3	0	0	0	1001693	0
None	5	10	193	61	1056		2	5	2	1	2	0	0	0	1003030	0
None	5	20	193	61	1086		200	5	2	1	2	0	0	0	1003030	0
None	5	10	194	61	1185		9	5	2	1	8	0	0	0	1000526	0
None	5	10	194	61	1185		9	5	2	1	8	0	0	0	1002946	0
None	5	10	194	61	1185		9	5	2	1	8	0	0	0	1003178	0
None	5	10	195	61	1057		3	5	2	1	3	0	0	0	1000524	0
None	5	20	195	61	1175		200	5	2	1	3	0	0	0	1000524	0
None	5	10	195	61	1057		3	5	2	1	3	0	0	0	1001728	0
None	5	20	195	61	1175		200	5	2	1	3	0	0	0	1001728	0
None	5	10	195	61	1057		3	5	2	1	3	0	0	0	1002877	0
None	5	20	195	61	1175		200	5	2	1	3	0	0	0	1002877	0
None	5	10	206	61	1057		3	5	2	1	3	0	0	0	1003121	0
None	5	20	206	61	1175		200	5	2	1	3	0	0	0	1003121	0
None	5	10	212	61	1057		3	5	2	1	3	0	0	0	1003505	0
None	5	20	212	61	1175		200	5	2	1	3	0	0	0	1003505	0
None	5	10	215	61	1159		0	5	2	1	10	0	0	0	999603	0
None	5	10	215	61	1159		0	5	2	1	10	0	0	0	999781	0
None	5	10	216	61	1057		3	20	20	1	3	0	0	0	999829	0
None	5	20	216	61	1175		200	20	20	1	3	0	0	0	999829	0
None	5	10	216	61	1057		3	20	20	1	3	0	0	0	1000506	0
None	5	20	216	61	1175		200	20	20	1	3	0	0	0	1000506	0
None	5	10	219	61	1159	-1	0	5	2	1	10	0	0	0	1001117	0
None	5	50	219	61	1159	-1	0	5	2	1	10	0	0	0	1001117	0
None	5	10	221	61	1060	-1	5	5	2	1	5	0	0	0	1003805	0
None	5	10	221	61	1060	-1	5	5	2	1	5	0	0	0	1003946	0
None	5	10	221	61	1060	-1	5	5	2	1	5	0	0	0	1003947	0
None	5	10	221	61	1060	-1	5	5	2	1	5	0	0	0	1003949	0
None	5	10	221	61	1060	-1	5	5	2	1	5	0	0	0	1003952	0
None	5	10	788	61	1056		2	5	2	1	2	0	0	0	1000615	0
None	5	20	788	61	1086		200	5	2	1	2	0	0	0	1000615	0
None	5	10	788	61	1056		2	5	2	1	2	0	0	0	1001566	0

None	5	20	788	61	1086		200	5	2	1	2		0	0	0	1001566	0
None	5	10	789	61	1180		1	5	2	1	1		0	0	0	1001676	0
None	5	10	791	61	1057		3	5	2	1	3		0	0	0	1001895	0
None	5	20	791	61	1175		200	5	2	1	3		0	0	0	1001895	0
None	5	10	832	61	1159		0	5	2	1	10		0	0	0	999969	0
None	5	10	839	61	1180		1	5	2	1	1		0	0	0	1003748	0
None	5	10	843	61	1057		3	5	2	1	3		0	0	0	1003592	0
None	5	20	843	61	1175		200	5	2	1	3		0	0	0	1003592	0
None	5	10	844	61	1057		3	5	2	1	3		0	0	0	1001796	0
None	5	20	844	61	1175		200	5	2	1	3		0	0	0	1001796	0
None	5	10	847	61	1057		3	5	2	1	3		0	0	0	1003596	0
None	5	20	847	61	1175		200	5	2	1	3		0	0	0	1003596	0
None	5	10	858	61	1060	-1	5	5	2	1	5		0	0	0	1003806	0
None	5	10	891	61	1059		5	20	20	1	5		0	0	0	1001589	0
None	5	10	902	61	1056		2	5	2	1	2		0	0	0	1001238	0
None	5	20	902	61	1086		200	5	2	1	2		0	0	0	1001238	0
None	5	10	918	61	1060	-1	5	5	2	1	5		0	0	0	1003951	0
None	5	10	1185	62	1180		1	20	20	1	1	99	0	0	0	1000286	3674.1
None	5	50	1185	62	1180		1	20	20	1	1		0	0	0	1000286	0
None	5	10	1185	62	1060		6	20	20	1	6	99	0	0	0	1001138	0
None	5	50	1185	62	1060		6	20	20	1	6		0	0	0	1001138	0
None	5	10	180	62	1059		5	20	20	1	5	99	0	0	0	1000227	0
None	5	50	180	62	1059		5	20	20	1	5		0	0	0	1000227	0
None	5	10	180	62	1059		5	20	20	1	5	99	0	0	0	1000228	0
None	5	50	180	62	1059		5	20	20	1	5		0	0	0	1000228	0
None	5	10	180	62	1060		6	20	20	1	6	99	0	0	0	1000574	0
None	5	50	180	62	1060		6	20	20	1	6		0	0	0	1000574	0
None	5	10	180	62	1060		6	20	20	1	6	99	0	0	0	1000717	0
None	5	50	180	62	1060		6	20	20	1	6		0	0	0	1000717	0
None	5	10	180	62	1059		5	20	20	1	5	99	0	0	0	1000802	0
None	5	50	180	62	1059		5	20	20	1	5		0	0	0	1000802	0
None	5	10	180	62	1060		6	20	20	1	6	99	0	0	0	1001407	0
None	5	50	180	62	1060		6	20	20	1	6		0	0	0	1001407	0
None	5	10	180	62	1060		6	20	20	1	6	99	0	0	0	1002138	0
None	5	50	180	62	1060		6	20	20	1	6		0	0	0	1002138	0
None	5	10	181	62	1059		5	20	20	1	5	99	0	0	0	1003140	12563.45
None	5	50	181	62	1059		5	20	20	1	5		0	0	0	1003140	0
None	5	10	1233	62	1060		6	20	20	1	6	99	0	0	0	1000603	0
None	5	50	1233	62	1060		6	20	20	1	6		0	0	0	1000603	0
None	5	10	1233	62	1060		6	20	20	1	6	99	0	0	0	1000741	0
None	5	50	1233	62	1060		6	20	20	1	6		0	0	0	1000741	0
None	5	10	1233	62	1060		6	20	20	1	6	99	0	0	0	1002019	0
None	5	50	1233	62	1060		6	20	20	1	6		0	0	0	1002019	0
None	5	10	1233	62	1060		6	20	20	1	6	99	0	0	0	1002181	0
None	5	50	1233	62	1060		6	20	20	1	6		0	0	0	1002181	0
None	5	10	1233	62	1060		6	20	20	1	6	99	0	0	0	1003542	166047.5
None	5	50	1233	62	1060		6	20	20	1	6		0	0	0	1003542	0
None	5	10	182	62	1060		6	20	20	1	6	99	0	0	0	1001220	0
None	5	50	182	62	1060		6	20	20	1	6		0	0	0	1001220	0
None	5	10	182	62	1060		6	20	20	1	6	99	0	0	0	1001402	1088216
None	5	50	182	62	1060		6	20	20	1	6		0	0	0	1001402	0
None	5	10	182	62	1060		6	20	20	1	6	99	0	0	0	1001746	0
None	5	50	182	62	1060		6	20	20	1	6		0	0	0	1001746	0
None	5	10	182	62	1060		6	20	20	1	6	99	0	0	0	1001838	0
None	5	50	182	62	1060		6	20	20	1	6		0	0	0	1001838	0
None	5	10	182	62	1060		6	20	20	1	6	99	0	0	0	1001839	0
None	5	50	182	62	1060		6	20	20	1	6		0	0	0	1001839	0
None	5	10	182	62	1060		6	20	20	1	6	99	0	0	0	1002164	56889.28
None	5	50	182	62	1060		6	20	20	1	6		0	0	0	1002164	0
None	5	10	182	62	1060		6	20	20	1	6	99	0	0	0	1003770	0
None	5	50	182	62	1060		6	20	20	1	6		0	0	0	1003770	0
None	5	10	183	62	1060		6	20	20	1	6	99	0	0	0	1003642	1482.05
None	5	50	183	62	1060		6	20	20	1	6		0	0	0	1003642	0
None	5	10	184	62	1059		5	20	20	1	5	99	0	0	0	1001139	302958.9
None	5	50	184	62	1059		5	20	20	1	5		0	0	0	1001139	0
None	5	10	184	62	1060		6	20	20	1	6	99	0	0	0	1001824	0
None	5	50	184	62	1060		6	20	20	1	6		0	0	0	1001824	0
None	5	10	184	62	1059		5	20	20	1	5	99	0	0	0	1002130	0
None	5	50	184	62	1059		5	20	20	1	5		0	0	0	1002130	0
None	5	10	184	62	1060		6	20	20	1	6	99	0	0	0	1002623	0
None	5	50	184	62	1060		6	20	20	1	6		0	0	0	1002623	0
None	5	10	185	62	1060		6	20	20	1	6	99	0	0	0	1002143	41063.98
None	5	50	185	62	1060		6	20	20	1	6		0	0	0	1002143	0
None	5	10	185	62	1060		6	20	20	1	6	99	0	0	0	1003498	14286.53
None	5	50	185	62	1060		6	20	20	1	6		0	0	0	1003498	0
None	5	10	186	62	1056		2	5	2	1	2	99	0	0	0	1001177	-1065.69
None	5	50	186	62	1056		2	5	2	1	2		0	0	0	1001177	0
None	5	10	187	62	1056		2	5	2	1	2	99	0	0	0	1001552	0
None	5	50	187	62	1056		2	5	2	1	2		0	0	0	1001552	0
None	5	10	188	62	1180		1	5	2	1	1	99	0	0	0	1000493	14876.75
None	5	50	188	62	1180		1	5	2	1	1		0	0	0	1000493	0
None	5	10	188	62	1180		1	5	2	1	1	99	0	0	0	1000831	0
None	5	50	188	62	1180		1	5	2	1	1		0	0	0	1000831	0
None	5	10	191	62	1057		3	5	2	1	3	99	0	0	0	999961	1444.13
None	5	50	191	62	1057		3	5	2	1	3		0	0	0	999961	0
None	5	10	192	62	1057		3	5	2	1	3	99	0	0	0	1001965	0
None	5	50	192	62	1057		3	5	2	1	3		0	0	0	1001965	0
None	5	10	192	62	1056		2	5	2	1	2	99	0	0	0	1003319	0
None	5	50	192	62	1056		2	5	2	1	2		0	0	0	1003319	0
None	5	10	193	62	1057		3	5	2	1	3	99	0	0	0	1001726	0
None	5	50	193	62	1057		3	5	2	1	3		0	0	0	1001726	0
None	5	10	193	62	1056		2	5	2	1	2	99	0	0	0	1003817	0

None	5	50	193	62	1056	2	5	2	1	2		0	0	0	1003817	0
None	5	10	194	62	1185	9	5	2	1	8	99	0	0	0	1002010	0
None	5	50	194	62	1185	9	5	2	1	8		0	0	0	1002010	0
None	5	10	194	62	1185	9	5	2	1	8	99	0	0	0	1003491	5124.68
None	5	50	194	62	1185	9	5	2	1	8		0	0	0	1003491	0
None	5	10	195	62	1057	3	5	2	1	3	99	0	0	0	1001349	0
None	5	50	195	62	1057	3	5	2	1	3		0	0	0	1001349	0
None	5	10	195	62	1057	3	5	2	1	3	99	0	0	0	1001421	0
None	5	50	195	62	1057	3	5	2	1	3		0	0	0	1001421	0
None	5	10	195	62	1057	3	5	2	1	3	99	0	0	0	1003313	4467.18
None	5	50	195	62	1057	3	5	2	1	3		0	0	0	1003313	0
None	5	10	205	62	1057	3	5	2	1	3	99	0	0	0	1003654	25503.5
None	5	50	205	62	1057	3	5	2	1	3		0	0	0	1003654	0
None	5	10	216	62	1057	3	20	20	1	3	99	0	0	0	1001770	25331.03
None	5	50	216	62	1057	3	20	20	1	3		0	0	0	1001770	0
None	5	10	217	62	1057	3	20	20	1	3	99	0	0	0	1003638	339.93
None	5	50	217	62	1057	3	20	20	1	3		0	0	0	1003638	0
None	5	10	541	62	1159	6	20	20	1	6		0	0	0	1000271	0
None	5	50	541	62	1159	6	20	20	1	6		0	0	0	1000271	0
None	5	10	788	62	1056	2	5	2	1	2	99	0	0	0	1001648	3738.85
None	5	50	788	62	1056	2	5	2	1	2		0	0	0	1001648	0
None	5	10	788	62	1056	2	5	2	1	2	99	0	0	0	1002202	0
None	5	50	788	62	1056	2	5	2	1	2		0	0	0	1002202	0
None	5	10	791	62	1057	3	5	2	1	3	99	0	0	0	1000566	0
None	5	50	791	62	1057	3	5	2	1	3		0	0	0	1000566	0
None	5	10	833	62	1060	6	20	20	1	6	99	0	0	0	999844	96.4
None	5	50	833	62	1060	6	20	20	1	6		0	0	0	999844	0
None	5	10	833	62	1060	6	20	20	1	6	99	0	0	0	999845	703.5
None	5	50	833	62	1060	6	20	20	1	6		0	0	0	999845	0
None	5	10	833	62	1060	6	20	20	1	6	99	0	0	0	1001634	635266
None	5	50	833	62	1060	6	20	20	1	6		0	0	0	1001634	0
None	5	10	833	62	1060	6	20	20	1	6	99	0	0	0	1002349	604828.4
None	5	50	833	62	1060	6	20	20	1	6		0	0	0	1002349	0
None	5	10	833	62	1060	6	20	20	1	6	99	0	0	0	1002814	0
None	5	50	833	62	1060	6	20	20	1	6		0	0	0	1002814	0
None	5	10	833	62	1060	6	20	20	1	6	99	0	0	0	1003905	133063.5
None	5	50	833	62	1060	6	20	20	1	6		0	0	0	1003905	0
None	5	10	833	62	1060	6	20	20	1	6	99	0	0	0	1003906	81416.61
None	5	50	833	62	1060	6	20	20	1	6		0	0	0	1003906	0
None	5	10	833	62	1060	6	20	20	1	6	99	0	0	0	1003907	70651.5
None	5	50	833	62	1060	6	20	20	1	6		0	0	0	1003907	0
None	5	10	833	62	1060	6	20	20	1	6	99	0	0	0	1003908	3825.96
None	5	50	833	62	1060	6	20	20	1	6		0	0	0	1003908	0
None	5	10	833	62	1060	6	20	20	1	6	99	0	0	0	1003909	3390.99
None	5	50	833	62	1060	6	20	20	1	6		0	0	0	1003909	0
None	5	10	833	62	1060	6	20	20	1	6	99	0	0	0	1003910	1382.17
None	5	50	833	62	1060	6	20	20	1	6		0	0	0	1003910	0
None	5	10	833	62	1060	6	20	20	1	6	99	0	0	0	1003911	1176.31
None	5	50	833	62	1060	6	20	20	1	6		0	0	0	1003911	0
None	5	10	833	62	1060	6	20	20	1	6	99	0	0	0	1003912	966.06
None	5	50	833	62	1060	6	20	20	1	6		0	0	0	1003912	0
None	5	10	833	62	1060	6	20	20	1	6	99	0	0	0	1003913	272.67
None	5	50	833	62	1060	6	20	20	1	6		0	0	0	1003913	0
None	5	10	833	62	1060	6	20	20	1	6	99	0	0	0	1003914	8527.46
None	5	50	833	62	1060	6	20	20	1	6		0	0	0	1003914	0
None	5	10	833	62	1060	6	20	20	1	6	99	0	0	0	1003915	7757.21
None	5	50	833	62	1060	6	20	20	1	6		0	0	0	1003915	0
None	5	10	833	62	1060	6	20	20	1	6	99	0	0	0	1003916	732.14
None	5	50	833	62	1060	6	20	20	1	6		0	0	0	1003916	0
None	5	10	833	62	1060	6	20	20	1	6	99	0	0	0	1003917	460.22
None	5	50	833	62	1060	6	20	20	1	6		0	0	0	1003917	0
None	5	10	833	62	1060	6	20	20	1	6	99	0	0	0	1003918	381.07
None	5	50	833	62	1060	6	20	20	1	6		0	0	0	1003918	0
None	5	10	833	62	1060	6	20	20	1	6	99	0	0	0	1003919	192.56
None	5	50	833	62	1060	6	20	20	1	6		0	0	0	1003919	0
None	5	10	835	62	1060	6	20	20	1	6	99	0	0	0	1001862	0
None	5	50	835	62	1060	6	20	20	1	6		0	0	0	1001862	0
None	5	10	843	62	1057	3	5	2	1	3	99	0	0	0	1001804	0
None	5	50	843	62	1057	3	5	2	1	3		0	0	0	1001804	0
None	5	10	845	62	1057	3	5	2	1	3	99	0	0	0	999538	0
None	5	50	845	62	1057	3	5	2	1	3		0	0	0	999538	0
None	5	10	846	62	1333	9	5	2	1	8	99	0	0	0	999689	81427.17
None	5	50	846	62	1333	9	5	2	1	8		0	0	0	999689	0
None	5	10	891	62	1059	5	20	20	1	5	99	0	0	0	999475	2499349
None	5	50	891	62	1059	5	20	20	1	5		0	0	0	999475	0
None	5	10	891	62	1060	6	20	20	1	6	99	0	0	0	999972	10034.39
None	5	50	891	62	1060	6	20	20	1	6		0	0	0	999972	0
None	5	10	891	62	1060	6	20	20	1	6	99	0	0	0	999973	556.52
None	5	50	891	62	1060	6	20	20	1	6		0	0	0	999973	0
None	5	10	891	62	1060	6	20	20	1	6	99	0	0	0	999974	260.45
None	5	50	891	62	1060	6	20	20	1	6		0	0	0	999974	0
None	5	10	891	62	1060	6	20	20	1	6	99	0	0	0	999975	237.49
None	5	50	891	62	1060	6	20	20	1	6		0	0	0	999975	0
None	5	10	891	62	1060	6	20	20	1	6	99	0	0	0	999976	197.55
None	5	50	891	62	1060	6	20	20	1	6		0	0	0	999976	0
None	5	10	891	62	1060	6	20	20	1	6	99	0	0	0	1000229	47434.19
None	5	50	891	62	1060	6	20	20	1	6		0	0	0	1000229	0
None	5	10	891	62	1060	6	20	20	1	6	99	0	0	0	1000230	20445.75
None	5	50	891	62	1060	6	20	20	1	6		0	0	0	1000230	0
None	5	10	891	62	1060	6	20	20	1	6	99	0	0	0	1000242	9993.25
None	5	50	891	62	1060	6	20	20	1	6		0	0	0	1000242	0
None	5	10	891	62	1060	6	20	20	1	6	99	0	0	0	1000243	4244.04

None	5	50	891	62	1060	6	20	20	1	6		0	0	0	1000243	0
None	5	10	891	62	1060	6	20	20	1	6	99	0	0	0	1000244	3646.77
None	5	50	891	62	1060	6	20	20	1	6		0	0	0	1000244	0
None	5	10	891	62	1060	6	20	20	1	6	99	0	0	0	1000245	2730.92
None	5	50	891	62	1060	6	20	20	1	6		0	0	0	1000245	0
None	5	10	891	62	1060	6	20	20	1	6	99	0	0	0	1000246	1111.3
None	5	50	891	62	1060	6	20	20	1	6		0	0	0	1000246	0
None	5	10	891	62	1060	6	20	20	1	6	99	0	0	0	1000247	868.55
None	5	50	891	62	1060	6	20	20	1	6		0	0	0	1000247	0
None	5	10	891	62	1060	6	20	20	1	6	99	0	0	0	1000248	467.9
None	5	50	891	62	1060	6	20	20	1	6		0	0	0	1000248	0
None	5	10	891	62	1060	6	20	20	1	6	99	0	0	0	1001426	39114.16
None	5	50	891	62	1060	6	20	20	1	6		0	0	0	1001426	0
None	5	10	891	62	1060	6	20	20	1	6	99	0	0	0	1003540	0
None	5	50	891	62	1060	6	20	20	1	6		0	0	0	1003540	0
None	5	10	891	62	1060	6	20	20	1	6	99	0	0	0	1003856	85625.45
None	5	50	891	62	1060	6	20	20	1	6		0	0	0	1003856	0
None	5	10	892	62	1060	6	20	20	1	6	99	0	0	0	1000595	0
None	5	50	892	62	1060	6	20	20	1	6		0	0	0	1000595	0
None	5	10	1295	62	1060	6	20	20	1	6	99	0	0	0	1003855	5250.48
None	5	50	1295	62	1060	6	20	20	1	6		0	0	0	1003855	0
None	5	10	893	62	1060	6	20	20	1	6	99	0	0	0	999458	152638
None	5	50	893	62	1060	6	20	20	1	6		0	0	0	999458	0
None	5	10	893	62	1060	6	20	20	1	6	99	0	0	0	999798	0
None	5	50	893	62	1060	6	20	20	1	6		0	0	0	999798	0
None	5	10	893	62	1060	6	20	20	1	6	99	0	0	0	1003603	3575.12
None	5	50	893	62	1060	6	20	20	1	6		0	0	0	1003603	0
None	5	10	894	62	1060	6	20	20	1	6	99	0	0	0	1001623	101355.6
None	5	50	894	62	1060	6	20	20	1	6		0	0	0	1001623	0
None	5	10	895	62	1060	6	20	20	1	6	99	0	0	0	1002847	3173.16
None	5	50	895	62	1060	6	20	20	1	6		0	0	0	1002847	0
None	5	10	897	62	1056	2	5	2	1	2	99	0	0	0	1003816	0
None	5	50	897	62	1056	2	5	2	1	2		0	0	0	1003816	0
None	5	10	900	62	1057	3	5	2	1	3	99	0	0	0	1001632	507.24
None	5	50	900	62	1057	3	5	2	1	3		0	0	0	1001632	0
None	5	10	902	62	1057	3	5	2	1	3	99	0	0	0	1000825	0.15
None	5	50	902	62	1057	3	5	2	1	3		0	0	0	1000825	0
None	5	10	960	62	1159	9	5	2	1	8		0	0	0	1000277	0
None	5	50	960	62	1159	9	5	2	1	8		0	0	0	1000277	0
None	5	10	1185	83	1060	6	20	20	1	6	99	0	0	0	1002860	0
None	5	50	1185	83	1060	6	20	20	1	6		0	0	0	1002860	0
None	5	10	180	83	1059	5	20	20	1	5	99	0	0	0	999505	0
None	5	50	180	83	1059	5	20	20	1	5		0	0	0	999505	0
None	5	10	180	83	1059	5	20	20	1	5	99	0	0	0	999617	0
None	5	50	180	83	1059	5	20	20	1	5		0	0	0	999617	0
None	5	10	180	83	1059	5	20	20	1	5	99	0	0	0	999626	0
None	5	50	180	83	1059	5	20	20	1	5		0	0	0	999626	0
None	5	10	180	83	1059	5	20	20	1	5	99	0	0	0	1000561	0
None	5	50	180	83	1059	5	20	20	1	5		0	0	0	1000561	0
None	5	10	180	83	1059	5	20	20	1	5	99	0	0	0	1000811	0
None	5	50	180	83	1059	5	20	20	1	5		0	0	0	1000811	0
None	5	10	180	83	1059	5	20	20	1	5	99	0	0	0	1001205	0
None	5	50	180	83	1059	5	20	20	1	5		0	0	0	1001205	0
None	5	10	180	83	1059	5	20	20	1	5	99	0	0	0	1001233	0
None	5	50	180	83	1059	5	20	20	1	5		0	0	0	1001233	0
None	5	10	180	83	1059	5	20	20	1	5	99	0	0	0	1001554	128107.4
None	5	50	180	83	1059	5	20	20	1	5		0	0	0	1001554	0
None	5	10	180	83	1059	5	20	20	1	5	99	0	0	0	1001739	0
None	5	50	180	83	1059	5	20	20	1	5		0	0	0	1001739	0
None	5	10	180	83	1059	5	20	20	1	5	99	0	0	0	1001949	0
None	5	50	180	83	1059	5	20	20	1	5		0	0	0	1001949	0
None	5	10	180	83	1059	5	20	20	1	5	99	0	0	0	1002464	0
None	5	50	180	83	1059	5	20	20	1	5		0	0	0	1002464	0
None	5	10	180	83	1059	5	20	20	1	5	99	0	0	0	1002508	0
None	5	50	180	83	1059	5	20	20	1	5		0	0	0	1002508	0
None	5	10	180	83	1059	5	20	20	1	5	99	0	0	0	1002937	310470.1
None	5	50	180	83	1059	5	20	20	1	5		0	0	0	1002937	0
None	5	10	180	83	1059	5	20	20	1	5	99	0	0	0	1003048	0
None	5	50	180	83	1059	5	20	20	1	5		0	0	0	1003048	0
None	5	10	180	83	1059	5	20	20	1	5	99	0	0	0	1003268	16596.19
None	5	50	180	83	1059	5	20	20	1	5		0	0	0	1003268	0
None	5	10	180	83	1059	5	20	20	1	5	99	0	0	0	1003598	0
None	5	50	180	83	1059	5	20	20	1	5		0	0	0	1003598	0
None	5	10	180	83	1059	5	20	20	1	5	99	0	0	0	1003755	0
None	5	50	180	83	1059	5	20	20	1	5		0	0	0	1003755	0
None	5	10	180	83	1059	5	20	20	1	5	99	0	0	0	1003960	0
None	5	50	180	83	1059	5	20	20	1	5		0	0	0	1003960	0
None	5	10	180	83	1059	5	20	20	1	5	99	0	0	0	1003961	0
None	5	50	180	83	1059	5	20	20	1	5		0	0	0	1003961	0
None	5	10	181	83	1059	5	20	20	1	5	99	0	0	0	1000725	16870.27
None	5	50	181	83	1059	5	20	20	1	5		0	0	0	1000725	0
None	5	10	181	83	1059	5	20	20	1	5	99	0	0	0	1001851	0
None	5	50	181	83	1059	5	20	20	1	5		0	0	0	1001851	0
None	5	10	181	83	1059	5	20	20	1	5	99	0	0	0	1002471	37060.56
None	5	50	181	83	1059	5	20	20	1	5		0	0	0	1002471	0
None	5	10	181	83	1059	5	20	20	1	5	99	0	0	0	1002842	0
None	5	50	181	83	1059	5	20	20	1	5		0	0	0	1002842	0
None	5	10	181	83	1059	5	20	20	1	5	99	0	0	0	1002896	-0.07
None	5	50	181	83	1059	5	20	20	1	5		0	0	0	1002896	0
None	5	10	181	83	1059	5	20	20	1	5	99	0	0	0	1002944	0
None	5	50	181	83	1059	5	20	20	1	5		0	0	0	1002944	0
None	5	10	181	83	1059	5	20	20	1	5	99	0	0	0	1003046	0

None	5	50	181	83	1059	5	20	20	1	5		0	0	0	1003046	0
None	5	10	1233	83	1060	6	20	20	1	6	99	0	0	0	999456	0
None	5	50	1233	83	1060	6	20	20	1	6		0	0	0	999456	0
None	5	10	1233	83	1060	6	20	20	1	6	99	0	0	0	1001514	-0.14
None	5	50	1233	83	1060	6	20	20	1	6		0	0	0	1001514	0
None	5	10	1233	83	1060	6	20	20	1	6	99	0	0	0	1002602	0
None	5	50	1233	83	1060	6	20	20	1	6		0	0	0	1002602	0
None	5	10	1233	83	1060	6	20	20	1	6	99	0	0	0	1003186	23598.77
None	5	50	1233	83	1060	6	20	20	1	6		0	0	0	1003186	0
None	5	10	182	83	1060	6	20	20	1	6	99	0	0	0	999614	0
None	5	50	182	83	1060	6	20	20	1	6		0	0	0	999614	0
None	5	10	182	83	1060	6	20	20	1	6	99	0	0	0	1000342	0
None	5	50	182	83	1060	6	20	20	1	6		0	0	0	1000342	0
None	5	10	182	83	1060	6	20	20	1	6	99	0	0	0	1000747	0
None	5	50	182	83	1060	6	20	20	1	6		0	0	0	1000747	0
None	5	10	182	83	1060	6	20	20	1	6	99	0	0	0	1000790	0
None	5	50	182	83	1060	6	20	20	1	6		0	0	0	1000790	0
None	5	10	182	83	1060	6	20	20	1	6	99	0	0	0	1000826	0
None	5	50	182	83	1060	6	20	20	1	6		0	0	0	1000826	0
None	5	10	182	83	1060	6	20	20	1	6	99	0	0	0	1001240	0
None	5	50	182	83	1060	6	20	20	1	6		0	0	0	1001240	0
None	5	10	182	83	1060	6	20	20	1	6	99	0	0	0	1001577	0
None	5	50	182	83	1060	6	20	20	1	6		0	0	0	1001577	0
None	5	10	182	83	1060	6	20	20	1	6	99	0	0	0	1001579	0
None	5	50	182	83	1060	6	20	20	1	6		0	0	0	1001579	0
None	5	10	182	83	1060	6	20	20	1	6	99	0	0	0	1001795	0
None	5	50	182	83	1060	6	20	20	1	6		0	0	0	1001795	0
None	5	10	182	83	1060	6	20	20	1	6	99	0	0	0	1001810	0
None	5	50	182	83	1060	6	20	20	1	6		0	0	0	1001810	0
None	5	10	182	83	1060	6	20	20	1	6	99	0	0	0	1001867	0
None	5	50	182	83	1060	6	20	20	1	6		0	0	0	1001867	0
None	5	10	182	83	1060	6	20	20	1	6	99	0	0	0	1002134	0
None	5	50	182	83	1060	6	20	20	1	6		0	0	0	1002134	0
None	5	10	182	83	1060	6	20	20	1	6	99	0	0	0	1002203	426440.1
None	5	50	182	83	1060	6	20	20	1	6		0	0	0	1002203	0
None	5	10	182	83	1060	6	20	20	1	6	99	0	0	0	1002843	0
None	5	50	182	83	1060	6	20	20	1	6		0	0	0	1002843	0
None	5	10	182	83	1060	6	20	20	1	6	99	0	0	0	1002870	0
None	5	50	182	83	1060	6	20	20	1	6		0	0	0	1002870	0
None	5	10	182	83	1060	6	20	20	1	6	99	0	0	0	1002873	70640.71
None	5	50	182	83	1060	6	20	20	1	6		0	0	0	1002873	0
None	5	10	182	83	1060	6	20	20	1	6	99	0	0	0	1003010	8020.45
None	5	50	182	83	1060	6	20	20	1	6		0	0	0	1003010	0
None	5	10	182	83	1060	6	20	20	1	6	99	0	0	0	1003619	0
None	5	50	182	83	1060	6	20	20	1	6		0	0	0	1003619	0
None	5	10	183	83	1060	6	20	20	1	6	99	0	0	0	999734	0
None	5	50	183	83	1060	6	20	20	1	6		0	0	0	999734	0
None	5	10	184	83	1060	6	20	20	1	6	99	0	0	0	999600	0
None	5	50	184	83	1060	6	20	20	1	6		0	0	0	999600	0
None	5	10	184	83	1060	6	20	20	1	6	99	0	0	0	999815	0
None	5	50	184	83	1060	6	20	20	1	6		0	0	0	999815	0
None	5	10	184	83	1060	6	20	20	1	6	99	0	0	0	1000564	0
None	5	50	184	83	1060	6	20	20	1	6		0	0	0	1000564	0
None	5	10	184	83	1060	6	20	20	1	6	99	0	0	0	1001662	0
None	5	50	184	83	1060	6	20	20	1	6		0	0	0	1001662	0
None	5	10	184	83	1060	6	20	20	1	6	99	0	0	0	1002237	0
None	5	50	184	83	1060	6	20	20	1	6		0	0	0	1002237	0
None	5	10	184	83	1060	6	20	20	1	6	99	0	0	0	1002622	387193.6
None	5	50	184	83	1060	6	20	20	1	6		0	0	0	1002622	0
None	5	10	184	83	1060	6	20	20	1	6	99	0	0	0	1003043	0
None	5	50	184	83	1060	6	20	20	1	6		0	0	0	1003043	0
None	5	10	185	83	1060	6	20	20	1	6	99	0	0	0	999454	0
None	5	50	185	83	1060	6	20	20	1	6		0	0	0	999454	0
None	5	10	185	83	1060	6	20	20	1	6	99	0	0	0	999821	-0.01
None	5	50	185	83	1060	6	20	20	1	6		0	0	0	999821	0
None	5	10	185	83	1060	6	20	20	1	6	99	0	0	0	1000495	17752.07
None	5	50	185	83	1060	6	20	20	1	6		0	0	0	1000495	0
None	5	10	185	83	1060	6	20	20	1	6	99	0	0	0	1003481	0
None	5	50	185	83	1060	6	20	20	1	6		0	0	0	1003481	0
None	5	10	186	83	1056	2	5	2	1	2	99	0	0	0	1003323	0
None	5	50	186	83	1056	2	5	2	1	2		0	0	0	1003323	0
None	5	10	187	83	1056	2	5	2	1	2	99	0	0	0	1003257	0
None	5	50	187	83	1056	2	5	2	1	2		0	0	0	1003257	0
None	5	10	188	83	1180	1	5	2	1	1	99	0	0	0	999783	0
None	5	50	188	83	1180	1	5	2	1	1		0	0	0	999783	0
None	5	10	188	83	1180	1	5	2	1	1	99	0	0	0	1000555	0
None	5	50	188	83	1180	1	5	2	1	1		0	0	0	1000555	0
None	5	10	188	83	1180	1	5	2	1	1	99	0	0	0	1002909	0
None	5	50	188	83	1180	1	5	2	1	1		0	0	0	1002909	0
None	5	10	191	83	1057	3	5	2	1	3	99	0	0	0	999592	9754.16
None	5	50	191	83	1057	3	5	2	1	3		0	0	0	999592	0
None	5	10	191	83	1057	3	5	2	1	3	99	0	0	0	1000768	0
None	5	50	191	83	1057	3	5	2	1	3		0	0	0	1000768	0
None	5	10	191	83	1057	3	5	2	1	3	99	0	0	0	1000807	0
None	5	50	191	83	1057	3	5	2	1	3		0	0	0	1000807	0
None	5	10	191	83	1057	3	5	2	1	3	99	0	0	0	1001768	0
None	5	50	191	83	1057	3	5	2	1	3		0	0	0	1001768	0
None	5	10	191	83	1057	3	5	2	1	3	99	0	0	0	1002628	0
None	5	50	191	83	1057	3	5	2	1	3		0	0	0	1002628	0
None	5	10	191	83	1057	3	5	2	1	3	99	0	0	0	1003033	0
None	5	50	191	83	1057	3	5	2	1	3		0	0	0	1003033	0
None	5	10	192	83	1057	3	5	2	1	3	99	0	0	0	1001972	0

None	5	50	192	83	1057	3	5	2	1	3		0	0	0	1001972	0
None	5	10	192	83	1057	3	5	2	1	3	99	0	0	0	1003293	1551.71
None	5	50	192	83	1057	3	5	2	1	3		0	0	0	1003293	0
None	5	10	192	83	1057	3	5	2	1	3	99	0	0	0	1004026	0
None	5	50	192	83	1057	3	5	2	1	3		0	0	0	1004026	0
None	5	10	193	83	1057	3	5	2	1	3	99	0	0	0	1001748	0
None	5	50	193	83	1057	3	5	2	1	3		0	0	0	1001748	0
None	5	10	193	83	1057	3	5	2	1	3	99	0	0	0	1001983	0
None	5	50	193	83	1057	3	5	2	1	3		0	0	0	1001983	0
None	5	10	193	83	1056	2	5	2	1	2	99	0	0	0	1002011	0
None	5	50	193	83	1056	2	5	2	1	2		0	0	0	1002011	0
None	5	10	194	83	1078	9	5	2	1	8		0	0	0	1001682	0
None	5	50	194	83	1078	9	5	2	1	8		0	0	0	1001682	0
None	5	10	194	83	1078	9	5	2	1	8		0	0	0	1003666	0
None	5	50	194	83	1078	9	5	2	1	8		0	0	0	1003666	0
None	5	10	194	83	1079	9	5	2	1	8		0	0	0	1000123	0
None	5	50	194	83	1079	9	5	2	1	8		0	0	0	1000123	0
None	5	10	194	83	1079	9	5	2	1	8		0	0	0	1003648	0
None	5	50	194	83	1079	9	5	2	1	8		0	0	0	1003648	0
None	5	10	194	83	1081	9	5	2	1	8		0	0	0	1001538	0
None	5	50	194	83	1081	9	5	2	1	8		0	0	0	1001538	0
None	5	10	194	83	1081	9	5	2	1	8		0	0	0	1001877	0
None	5	50	194	83	1081	9	5	2	1	8		0	0	0	1001877	0
None	5	10	194	83	1084	9	5	2	1	8		0	0	0	1000611	0
None	5	50	194	83	1084	9	5	2	1	8		0	0	0	1000611	0
None	5	10	194	83	1084	9	5	2	1	8		0	0	0	1001400	0
None	5	50	194	83	1084	9	5	2	1	8		0	0	0	1001400	0
None	5	10	194	83	1084	9	5	2	1	8		0	0	0	1002470	0
None	5	50	194	83	1084	9	5	2	1	8		0	0	0	1002470	0
None	5	10	194	83	1073	9	5	2	1	8		0	0	0	1003506	0
None	5	50	194	83	1073	9	5	2	1	8		0	0	0	1003506	0
None	5	10	195	83	1057	3	5	2	1	3	99	0	0	0	999464	0
None	5	50	195	83	1057	3	5	2	1	3		0	0	0	999464	0
None	5	10	195	83	1057	3	5	2	1	3	99	0	0	0	1000641	0
None	5	50	195	83	1057	3	5	2	1	3		0	0	0	1000641	0
None	5	10	195	83	1057	3	5	2	1	3	99	0	0	0	1000789	0
None	5	50	195	83	1057	3	5	2	1	3		0	0	0	1000789	0
None	5	10	195	83	1057	3	5	2	1	3	99	0	0	0	1001971	0
None	5	50	195	83	1057	3	5	2	1	3		0	0	0	1001971	0
None	5	10	195	83	1057	3	5	2	1	3	99	0	0	0	1002649	0
None	5	50	195	83	1057	3	5	2	1	3		0	0	0	1002649	0
None	5	10	205	83	1057	3	5	2	1	3	99	0	0	0	999717	0
None	5	50	205	83	1057	3	5	2	1	3		0	0	0	999717	0
None	5	10	216	83	1057	3	20	20	1	3	99	0	0	0	1002936	10839.43
None	5	50	216	83	1057	3	20	20	1	3		0	0	0	1002936	0
None	5	10	217	83	1057	3	20	20	1	3	99	0	0	0	999695	0
None	5	50	217	83	1057	3	20	20	1	3		0	0	0	999695	0
None	5	10	788	83	1056	2	5	2	1	2	99	0	0	0	999550	0
None	5	50	788	83	1056	2	5	2	1	2		0	0	0	999550	0
None	5	10	788	83	1056	2	5	2	1	2	99	0	0	0	1001779	0
None	5	50	788	83	1056	2	5	2	1	2		0	0	0	1001779	0
None	5	10	788	83	1056	2	5	2	1	2	99	0	0	0	1001790	0
None	5	50	788	83	1056	2	5	2	1	2		0	0	0	1001790	0
None	5	10	789	83	1180	1	5	2	1	1	99	0	0	0	999959	0
None	5	50	789	83	1180	1	5	2	1	1		0	0	0	999959	0
None	5	10	789	83	1180	1	5	2	1	1	99	0	0	0	1001882	0
None	5	50	789	83	1180	1	5	2	1	1		0	0	0	1001882	0
None	5	10	791	83	1057	3	5	2	1	3	99	0	0	0	1001621	0
None	5	50	791	83	1057	3	5	2	1	3		0	0	0	1001621	0
None	5	10	791	83	1057	3	5	2	1	3	99	0	0	0	1004033	0
None	5	50	791	83	1057	3	5	2	1	3		0	0	0	1004033	0
None	5	10	792	83	1057	3	5	2	1	3	99	0	0	0	1002507	0
None	5	50	792	83	1057	3	5	2	1	3		0	0	0	1002507	0
None	5	10	794	83	1084	9	5	2	1	8		0	0	0	1002879	0
None	5	50	794	83	1084	9	5	2	1	8		0	0	0	1002879	0
None	5	10	795	83	1057	3	5	2	1	3	99	0	0	0	1002263	0
None	5	50	795	83	1057	3	5	2	1	3		0	0	0	1002263	0
None	5	10	833	83	1059	5	20	20	1	5	99	0	0	0	999846	42273.34
None	5	50	833	83	1059	5	20	20	1	5		0	0	0	999846	0
None	5	10	833	83	1059	5	20	20	1	5	99	0	0	0	999847	20470.25
None	5	50	833	83	1059	5	20	20	1	5		0	0	0	999847	0
None	5	10	833	83	1059	5	20	20	1	5	99	0	0	0	999849	10733.99
None	5	50	833	83	1059	5	20	20	1	5		0	0	0	999849	0
None	5	10	833	83	1059	5	20	20	1	5	99	0	0	0	999852	5905.23
None	5	50	833	83	1059	5	20	20	1	5		0	0	0	999852	0
None	5	10	833	83	1059	5	20	20	1	5	99	0	0	0	999853	4523.13
None	5	50	833	83	1059	5	20	20	1	5		0	0	0	999853	0
None	5	10	833	83	1059	5	20	20	1	5	99	0	0	0	999855	3209.51
None	5	50	833	83	1059	5	20	20	1	5		0	0	0	999855	0
None	5	10	833	83	1059	5	20	20	1	5	99	0	0	0	999857	722.25
None	5	50	833	83	1059	5	20	20	1	5		0	0	0	999857	0
None	5	10	833	83	1059	5	20	20	1	5	99	0	0	0	999860	13.79
None	5	50	833	83	1059	5	20	20	1	5		0	0	0	999860	0
None	5	10	833	83	1059	5	20	20	1	5	99	0	0	0	999861	237.95
None	5	50	833	83	1059	5	20	20	1	5		0	0	0	999861	0
None	5	10	833	83	1059	5	20	20	1	5	99	0	0	0	999862	0.25
None	5	50	833	83	1059	5	20	20	1	5		0	0	0	999862	0
None	5	10	833	83	1059	5	20	20	1	5	99	0	0	0	999863	63.19
None	5	50	833	83	1059	5	20	20	1	5		0	0	0	999863	0
None	5	10	833	83	1059	5	20	20	1	5	99	0	0	0	1000622	822763.9
None	5	50	833	83	1059	5	20	20	1	5		0	0	0	1000622	0
None	5	10	833	83	1059	5	20	20	1	5	99	0	0	0	1001103	778163.9

None	5	50	833	83	1059	5	20	20	1	5		0	0	0	1001103	0
None	5	10	833	83	1059	5	20	20	1	5	99	0	0	0	1001911	27.39
None	5	50	833	83	1059	5	20	20	1	5		0	0	0	1001911	0
None	5	10	834	83	1059	5	20	20	1	5	99	0	0	0	1001357	38038.13
None	5	50	834	83	1059	5	20	20	1	5		0	0	0	1001357	0
None	5	10	834	83	1059	5	20	20	1	5	99	0	0	0	1001999	12747.76
None	5	50	834	83	1059	5	20	20	1	5		0	0	0	1001999	0
None	5	10	1291	83	1060	6	20	20	1	6	99	0	0	0	1001952	7318.04
None	5	50	1291	83	1060	6	20	20	1	6		0	0	0	1001952	0
None	5	10	835	83	1060	6	20	20	1	6	99	0	0	0	999615	250565.6
None	5	50	835	83	1060	6	20	20	1	6		0	0	0	999615	0
None	5	10	835	83	1060	6	20	20	1	6	99	0	0	0	1002463	6015.54
None	5	50	835	83	1060	6	20	20	1	6		0	0	0	1002463	0
None	5	10	835	83	1060	6	20	20	1	6	99	0	0	0	1003541	0
None	5	50	835	83	1060	6	20	20	1	6		0	0	0	1003541	0
None	5	10	836	83	1060	6	20	20	1	6	99	0	0	0	1003962	795506.9
None	5	50	836	83	1060	6	20	20	1	6		0	0	0	1003962	0
None	5	10	837	83	1060	6	20	20	1	6	99	0	0	0	1002195	1179.92
None	5	50	837	83	1060	6	20	20	1	6		0	0	0	1002195	0
None	5	10	838	83	1056	2	5	2	1	2	99	0	0	0	999613	0
None	5	50	838	83	1056	2	5	2	1	2		0	0	0	999613	0
None	5	10	843	83	1057	3	5	2	1	3	99	0	0	0	1001672	0
None	5	50	843	83	1057	3	5	2	1	3		0	0	0	1001672	0
None	5	10	843	83	1057	3	5	2	1	3	99	0	0	0	1001775	0
None	5	50	843	83	1057	3	5	2	1	3		0	0	0	1001775	0
None	5	10	844	83	1057	3	5	2	1	3	99	0	0	0	999833	0
None	5	50	844	83	1057	3	5	2	1	3		0	0	0	999833	0
None	5	10	845	83	1057	3	5	2	1	3	99	0	0	0	1001984	0
None	5	50	845	83	1057	3	5	2	1	3		0	0	0	1001984	0
None	5	10	846	83	1084	9	5	2	1	8		0	0	0	1002234	0
None	5	50	846	83	1084	9	5	2	1	8		0	0	0	1002234	0
None	5	10	847	83	1057	3	5	2	1	3	99	0	0	0	1003759	0
None	5	50	847	83	1057	3	5	2	1	3		0	0	0	1003759	0
None	5	10	891	83	1059	5	20	20	1	5	99	0	0	0	999977	5618.8
None	5	50	891	83	1059	5	20	20	1	5		0	0	0	999977	0
None	5	10	891	83	1059	5	20	20	1	5	99	0	0	0	999978	4112.64
None	5	50	891	83	1059	5	20	20	1	5		0	0	0	999978	0
None	5	10	891	83	1059	5	20	20	1	5	99	0	0	0	999979	2699.42
None	5	50	891	83	1059	5	20	20	1	5		0	0	0	999979	0
None	5	10	891	83	1059	5	20	20	1	5	99	0	0	0	999981	14960.84
None	5	50	891	83	1059	5	20	20	1	5		0	0	0	999981	0
None	5	10	891	83	1059	5	20	20	1	5	99	0	0	0	999982	4210
None	5	50	891	83	1059	5	20	20	1	5		0	0	0	999982	0
None	5	10	891	83	1059	5	20	20	1	5	99	0	0	0	999983	3476.83
None	5	50	891	83	1059	5	20	20	1	5		0	0	0	999983	0
None	5	10	891	83	1059	5	20	20	1	5	99	0	0	0	999984	2629.5
None	5	50	891	83	1059	5	20	20	1	5		0	0	0	999984	0
None	5	10	891	83	1059	5	20	20	1	5	99	0	0	0	999986	1369.2
None	5	50	891	83	1059	5	20	20	1	5		0	0	0	999986	0
None	5	10	891	83	1059	5	20	20	1	5	99	0	0	0	999988	95.58
None	5	50	891	83	1059	5	20	20	1	5		0	0	0	999988	0
None	5	10	891	83	1059	5	20	20	1	5	99	0	0	0	999990	14.46
None	5	50	891	83	1059	5	20	20	1	5		0	0	0	999990	0
None	5	10	891	83	1059	5	20	20	1	5	99	0	0	0	999992	7.16
None	5	50	891	83	1059	5	20	20	1	5		0	0	0	999992	0
None	5	10	891	83	1059	5	20	20	1	5	99	0	0	0	999994	29.99
None	5	50	891	83	1059	5	20	20	1	5		0	0	0	999994	0
None	5	10	891	83	1059	5	20	20	1	5	99	0	0	0	1001346	89701.72
None	5	50	891	83	1059	5	20	20	1	5		0	0	0	1001346	0
None	5	10	891	83	1059	5	20	20	1	5	99	0	0	0	1001352	-0.01
None	5	50	891	83	1059	5	20	20	1	5		0	0	0	1001352	0
None	5	10	891	83	1059	5	20	20	1	5	99	0	0	0	1001724	92724.61
None	5	50	891	83	1059	5	20	20	1	5		0	0	0	1001724	0
None	5	10	892	83	1059	5	20	20	1	5	99	0	0	0	999498	1924.58
None	5	50	892	83	1059	5	20	20	1	5		0	0	0	999498	0
None	5	10	892	83	1059	5	20	20	1	5	99	0	0	0	999539	216050.6
None	5	50	892	83	1059	5	20	20	1	5		0	0	0	999539	0
None	5	10	1295	83	1060	6	20	20	1	6	99	0	0	0	1000594	7263.75
None	5	50	1295	83	1060	6	20	20	1	6		0	0	0	1000594	0
None	5	10	893	83	1060	6	20	20	1	6	99	0	0	0	1001666	93387.73
None	5	50	893	83	1060	6	20	20	1	6		0	0	0	1001666	0
None	5	10	893	83	1060	6	20	20	1	6	99	0	0	0	1002643	5274.48
None	5	50	893	83	1060	6	20	20	1	6		0	0	0	1002643	0
None	5	10	893	83	1060	6	20	20	1	6	99	0	0	0	1003825	4668.05
None	5	50	893	83	1060	6	20	20	1	6		0	0	0	1003825	0
None	5	10	894	83	1060	6	20	20	1	6	99	0	0	0	1001401	126471.3
None	5	50	894	83	1060	6	20	20	1	6		0	0	0	1001401	0
None	5	10	895	83	1060	6	20	20	1	6	99	0	0	0	1002207	0
None	5	50	895	83	1060	6	20	20	1	6		0	0	0	1002207	0
None	5	10	897	83	1056	2	5	2	1	2	99	0	0	0	1001102	0
None	5	50	897	83	1056	2	5	2	1	2		0	0	0	1001102	0
None	5	10	900	83	1057	3	5	2	1	3	99	0	0	0	1001225	0
None	5	50	900	83	1057	3	5	2	1	3		0	0	0	1001225	0
None	5	10	901	83	1057	3	5	2	1	3	99	0	0	0	1002347	-7081.36
None	5	50	901	83	1057	3	5	2	1	3		0	0	0	1002347	0
None	5	10	902	83	1057	3	5	2	1	3	99	0	0	0	999619	0
None	5	50	902	83	1057	3	5	2	1	3		0	0	0	999619	0
None	5	10	902	83	1057	3	5	2	1	3	99	0	0	0	1001646	362.95
None	5	50	902	83	1057	3	5	2	1	3		0	0	0	1001646	0
None	5	10	903	83	1081	9	5	2	1	8		0	0	0	1002232	0
None	5	50	903	83	1081	9	5	2	1	8		0	0	0	1002232	0
None	5	10	903	83	1073	9	5	2	1	8		0	0	0	1002206	0

None	5	50	903	83	1073	9	5	2	1	8		0	0	0	1002206	0
None	5	10	904	83	1057	3	5	2	1	3	99	0	0	0	999949	-1294.05
None	5	50	904	83	1057	3	5	2	1	3		0	0	0	999949	0
None	5	10	1185	84	1060	6	20	20	1	6	100	0	0	0	1002606	0
None	5	50	1185	84	1060	6	20	20	1	6		0	0	0	1002606	0
None	5	10	179	84	1159	0	5	2	1	10		0	0	0	999780	0
None	5	50	179	84	1159	0	5	2	1	10		0	0	0	999780	0
None	5	10	179	84	1159	0	5	2	1	10		0	0	0	1001112	0
None	5	50	179	84	1159	0	5	2	1	10		0	0	0	1001112	0
None	5	10	179	84	1159	0	5	2	1	10		0	0	0	1003659	0
None	5	50	179	84	1159	0	5	2	1	10		0	0	0	1003659	0
None	5	10	180	84	1059	5	20	20	1	5	100	0	0	0	999459	0
None	5	50	180	84	1059	5	20	20	1	5		0	0	0	999459	0
None	5	10	180	84	1059	5	20	20	1	5	100	0	0	0	999543	0
None	5	50	180	84	1059	5	20	20	1	5		0	0	0	999543	0
None	5	10	180	84	1059	5	20	20	1	5	100	0	0	0	999806	0
None	5	50	180	84	1059	5	20	20	1	5		0	0	0	999806	0
None	5	10	180	84	1059	5	20	20	1	5	100	0	0	0	999956	0
None	5	50	180	84	1059	5	20	20	1	5		0	0	0	999956	0
None	5	10	180	84	1059	5	20	20	1	5	100	0	0	0	1000607	0
None	5	50	180	84	1059	5	20	20	1	5		0	0	0	1000607	0
None	5	10	180	84	1059	5	20	20	1	5	100	0	0	0	1000638	0
None	5	50	180	84	1059	5	20	20	1	5		0	0	0	1000638	0
None	5	10	180	84	1059	5	20	20	1	5	100	0	0	0	1000755	0
None	5	50	180	84	1059	5	20	20	1	5		0	0	0	1000755	0
None	5	10	180	84	1059	5	20	20	1	5	100	0	0	0	1001219	130502.8
None	5	50	180	84	1059	5	20	20	1	5		0	0	0	1001219	0
None	5	10	180	84	1059	5	20	20	1	5	100	0	0	0	1001232	0
None	5	50	180	84	1059	5	20	20	1	5		0	0	0	1001232	0
None	5	10	180	84	1059	5	20	20	1	5	100	0	0	0	1001948	0
None	5	50	180	84	1059	5	20	20	1	5		0	0	0	1001948	0
None	5	10	180	84	1059	5	20	20	1	5	100	0	0	0	1001987	0
None	5	50	180	84	1059	5	20	20	1	5		0	0	0	1001987	0
None	5	10	180	84	1059	5	20	20	1	5	100	0	0	0	1001989	0
None	5	50	180	84	1059	5	20	20	1	5		0	0	0	1001989	0
None	5	10	180	84	1059	5	20	20	1	5	100	0	0	0	1002149	0
None	5	50	180	84	1059	5	20	20	1	5		0	0	0	1002149	0
None	5	10	180	84	1059	5	20	20	1	5	100	0	0	0	1002280	0
None	5	50	180	84	1059	5	20	20	1	5		0	0	0	1002280	0
None	5	10	180	84	1059	5	20	20	1	5	100	0	0	0	1002412	0
None	5	50	180	84	1059	5	20	20	1	5		0	0	0	1002412	0
None	5	10	180	84	1059	5	20	20	1	5	100	0	0	0	1003641	5264.63
None	5	50	180	84	1059	5	20	20	1	5		0	0	0	1003641	0
None	5	10	180	84	1059	5	20	20	1	5	100	0	0	0	1003821	172278.4
None	5	50	180	84	1059	5	20	20	1	5		0	0	0	1003821	0
None	5	10	180	84	1059	5	20	20	1	5	100	0	0	0	1004039	0
None	5	50	180	84	1059	5	20	20	1	5		0	0	0	1004039	0
None	5	10	181	84	1059	5	20	20	1	5	100	0	0	0	999553	25934.19
None	5	50	181	84	1059	5	20	20	1	5		0	0	0	999553	0
None	5	10	181	84	1059	5	20	20	1	5	100	0	0	0	1001390	0
None	5	50	181	84	1059	5	20	20	1	5		0	0	0	1001390	0
None	5	10	181	84	1059	5	20	20	1	5	100	0	0	0	1001857	0
None	5	50	181	84	1059	5	20	20	1	5		0	0	0	1001857	0
None	5	10	181	84	1059	5	20	20	1	5	100	0	0	0	1003321	7507.89
None	5	50	181	84	1059	5	20	20	1	5		0	0	0	1003321	0
None	5	10	181	84	1059	5	20	20	1	5	100	0	0	0	1003628	0
None	5	50	181	84	1059	5	20	20	1	5		0	0	0	1003628	0
None	5	10	181	84	1059	5	20	20	1	5	100	0	0	0	1003630	0
None	5	50	181	84	1059	5	20	20	1	5		0	0	0	1003630	0
None	5	10	1233	84	1060	6	20	20	1	6	100	0	0	0	1001730	0
None	5	50	1233	84	1060	6	20	20	1	6		0	0	0	1001730	0
None	5	10	1233	84	1060	6	20	20	1	6	100	0	0	0	1001751	0
None	5	50	1233	84	1060	6	20	20	1	6		0	0	0	1001751	0
None	5	10	1233	84	1060	6	20	20	1	6	100	0	0	0	1003563	60249.59
None	5	50	1233	84	1060	6	20	20	1	6		0	0	0	1003563	0
None	5	10	182	84	1060	6	20	20	1	6	100	0	0	0	999450	0
None	5	50	182	84	1060	6	20	20	1	6		0	0	0	999450	0
None	5	10	182	84	1060	6	20	20	1	6	100	0	0	0	999801	0
None	5	50	182	84	1060	6	20	20	1	6		0	0	0	999801	0
None	5	10	182	84	1060	6	20	20	1	6	100	0	0	0	999948	0
None	5	50	182	84	1060	6	20	20	1	6		0	0	0	999948	0
None	5	10	182	84	1060	6	20	20	1	6	100	0	0	0	1000745	0
None	5	50	182	84	1060	6	20	20	1	6		0	0	0	1000745	0
None	5	10	182	84	1060	6	20	20	1	6	100	0	0	0	1000806	0
None	5	50	182	84	1060	6	20	20	1	6		0	0	0	1000806	0
None	5	10	182	84	1060	6	20	20	1	6	100	0	0	0	1001165	0
None	5	50	182	84	1060	6	20	20	1	6		0	0	0	1001165	0
None	5	10	182	84	1060	6	20	20	1	6	100	0	0	0	1001533	491415.1
None	5	50	182	84	1060	6	20	20	1	6		0	0	0	1001533	0
None	5	10	182	84	1060	6	20	20	1	6	100	0	0	0	1001586	0
None	5	50	182	84	1060	6	20	20	1	6		0	0	0	1001586	0
None	5	10	182	84	1060	6	20	20	1	6	100	0	0	0	1001747	0
None	5	50	182	84	1060	6	20	20	1	6		0	0	0	1001747	0
None	5	10	182	84	1060	6	20	20	1	6	100	0	0	0	1001831	0
None	5	50	182	84	1060	6	20	20	1	6		0	0	0	1001831	0
None	5	10	182	84	1060	6	20	20	1	6	100	0	0	0	1001962	0
None	5	50	182	84	1060	6	20	20	1	6		0	0	0	1001962	0
None	5	10	182	84	1060	6	20	20	1	6	100	0	0	0	1002141	0
None	5	50	182	84	1060	6	20	20	1	6		0	0	0	1002141	0
None	5	10	182	84	1060	6	20	20	1	6	100	0	0	0	1002644	0
None	5	50	182	84	1060	6	20	20	1	6		0	0	0	1002644	0
None	5	10	182	84	1060	6	20	20	1	6	100	0	0	0	1002811	80106.37

None	5	50	182	84	1060	6	20	20	1	6		0	0	0	1002811	0
None	5	10	182	84	1060	6	20	20	1	6	100	0	0	0	1002902	0
None	5	50	182	84	1060	6	20	20	1	6		0	0	0	1002902	0
None	5	10	182	84	1060	6	20	20	1	6	100	0	0	0	1003314	0.01
None	5	50	182	84	1060	6	20	20	1	6		0	0	0	1003314	0
None	5	10	182	84	1060	6	20	20	1	6	100	0	0	0	1003590	0
None	5	50	182	84	1060	6	20	20	1	6		0	0	0	1003590	0
None	5	10	183	84	1060	6	20	20	1	6	100	0	0	0	1002999	0
None	5	50	183	84	1060	6	20	20	1	6		0	0	0	1002999	0
None	5	10	184	84	1060	6	20	20	1	6	100	0	0	0	999520	0
None	5	50	184	84	1060	6	20	20	1	6		0	0	0	999520	0
None	5	10	184	84	1060	6	20	20	1	6	100	0	0	0	1001793	0
None	5	50	184	84	1060	6	20	20	1	6		0	0	0	1001793	0
None	5	10	184	84	1060	6	20	20	1	6	100	0	0	0	1001811	0
None	5	50	184	84	1060	6	20	20	1	6		0	0	0	1001811	0
None	5	10	184	84	1060	6	20	20	1	6	100	0	0	0	1002135	0
None	5	50	184	84	1060	6	20	20	1	6		0	0	0	1002135	0
None	5	10	184	84	1060	6	20	20	1	6	100	0	0	0	1002861	0
None	5	50	184	84	1060	6	20	20	1	6		0	0	0	1002861	0
None	5	10	184	84	1060	6	20	20	1	6	100	0	0	0	1003754	456477.5
None	5	50	184	84	1060	6	20	20	1	6		0	0	0	1003754	0
None	5	10	185	84	1060	6	20	20	1	6	100	0	0	0	1001277	0
None	5	50	185	84	1060	6	20	20	1	6		0	0	0	1001277	0
None	5	10	185	84	1060	6	20	20	1	6	100	0	0	0	1003284	0.02
None	5	50	185	84	1060	6	20	20	1	6		0	0	0	1003284	0
None	5	10	186	84	1056	2	5	2	1	2	100	0	0	0	1002910	0
None	5	50	186	84	1056	2	5	2	1	2		0	0	0	1002910	0
None	5	10	186	84	1056	2	5	2	1	2	100	0	0	0	1003663	0
None	5	50	186	84	1056	2	5	2	1	2		0	0	0	1003663	0
None	5	10	187	84	1056	2	5	2	1	2	100	0	0	0	1001413	0
None	5	50	187	84	1056	2	5	2	1	2		0	0	0	1001413	0
None	5	10	187	84	1056	2	5	2	1	2	100	0	0	0	1003205	36381.9
None	5	50	187	84	1056	2	5	2	1	2		0	0	0	1003205	0
None	5	10	187	84	1056	2	5	2	1	2	100	0	0	0	1003299	0
None	5	50	187	84	1056	2	5	2	1	2		0	0	0	1003299	0
None	5	10	188	84	1180	1	5	2	1	1	100	0	0	0	1003344	0
None	5	50	188	84	1180	1	5	2	1	1		0	0	0	1003344	0
None	5	10	188	84	1180	1	5	2	1	1	100	0	0	0	1003671	0
None	5	50	188	84	1180	1	5	2	1	1		0	0	0	1003671	0
None	5	10	190	84	1159	0	5	2	1	10		0	0	0	1003163	0
None	5	50	190	84	1159	0	5	2	1	10		0	0	0	1003163	0
None	5	10	191	84	1057	3	5	2	1	3	100	0	0	0	999542	0
None	5	50	191	84	1057	3	5	2	1	3		0	0	0	999542	0
None	5	10	191	84	1057	3	5	2	1	3	100	0	0	0	1000746	0
None	5	50	191	84	1057	3	5	2	1	3		0	0	0	1000746	0
None	5	10	191	84	1057	3	5	2	1	3	100	0	0	0	1001162	0
None	5	50	191	84	1057	3	5	2	1	3		0	0	0	1001162	0
None	5	10	191	84	1057	3	5	2	1	3	100	0	0	0	1001650	0
None	5	50	191	84	1057	3	5	2	1	3		0	0	0	1001650	0
None	5	10	191	84	1057	3	5	2	1	3	100	0	0	0	1001671	0
None	5	50	191	84	1057	3	5	2	1	3		0	0	0	1001671	0
None	5	10	191	84	1057	3	5	2	1	3	100	0	0	0	1002448	9741.47
None	5	50	191	84	1057	3	5	2	1	3		0	0	0	1002448	0
None	5	10	192	84	1057	3	5	2	1	3	100	0	0	0	1001809	0
None	5	50	192	84	1057	3	5	2	1	3		0	0	0	1001809	0
None	5	10	192	84	1057	3	5	2	1	3	100	0	0	0	1003047	0
None	5	50	192	84	1057	3	5	2	1	3		0	0	0	1003047	0
None	5	10	192	84	1057	3	5	2	1	3	100	0	0	0	1003273	0
None	5	50	192	84	1057	3	5	2	1	3		0	0	0	1003273	0
None	5	10	193	84	1057	3	5	2	1	3	100	0	0	0	1001140	0
None	5	50	193	84	1057	3	5	2	1	3		0	0	0	1001140	0
None	5	10	193	84	1057	3	5	2	1	3	100	0	0	0	1001174	22159.97
None	5	50	193	84	1057	3	5	2	1	3		0	0	0	1001174	0
None	5	10	193	84	1057	3	5	2	1	3	100	0	0	0	1001428	0
None	5	50	193	84	1057	3	5	2	1	3		0	0	0	1001428	0
None	5	10	194	84	1081	9	5	2	1	8		0	0	0	1000590	0
None	5	50	194	84	1081	9	5	2	1	8		0	0	0	1000590	0
None	5	10	194	84	1081	9	5	2	1	8		0	0	0	1001279	0
None	5	50	194	84	1081	9	5	2	1	8		0	0	0	1001279	0
None	5	10	194	84	1081	9	5	2	1	8		0	0	0	1001953	0
None	5	50	194	84	1081	9	5	2	1	8		0	0	0	1001953	0
None	5	10	194	84	1083	9	5	2	1	8		0	0	0	999713	0
None	5	50	194	84	1083	9	5	2	1	8		0	0	0	999713	0
None	5	10	194	84	1083	9	5	2	1	8		0	0	0	1002605	0
None	5	50	194	84	1083	9	5	2	1	8		0	0	0	1002605	0
None	5	10	194	84	1084	9	5	2	1	8		0	0	0	1002156	0
None	5	50	194	84	1084	9	5	2	1	8		0	0	0	1002156	0
None	5	10	194	84	1084	9	5	2	1	8		0	0	0	1003860	0
None	5	50	194	84	1084	9	5	2	1	8		0	0	0	1003860	0
None	5	10	194	84	1073	9	5	2	1	8		0	0	0	1001834	0
None	5	50	194	84	1073	9	5	2	1	8		0	0	0	1001834	0
None	5	10	194	84	1073	9	5	2	1	8		0	0	0	1003497	0
None	5	50	194	84	1073	9	5	2	1	8		0	0	0	1003497	0
None	5	10	194	84	1075	9	5	2	1	8		0	0	0	999694	0
None	5	50	194	84	1075	9	5	2	1	8		0	0	0	999694	0
None	5	10	195	84	1057	3	5	2	1	3	100	0	0	0	1000030	0
None	5	50	195	84	1057	3	5	2	1	3		0	0	0	1000030	0
None	5	10	195	84	1057	3	5	2	1	3	100	0	0	0	1000576	0
None	5	50	195	84	1057	3	5	2	1	3		0	0	0	1000576	0
None	5	10	195	84	1057	3	5	2	1	3	100	0	0	0	1001418	1199.53
None	5	50	195	84	1057	3	5	2	1	3		0	0	0	1001418	0
None	5	10	195	84	1057	3	5	2	1	3	100	0	0	0	1003294	0

None	5	50	195	84	1057	3	5	2	1	3		0	0	0	1003294	0
None	5	10	195	84	1057	3	5	2	1	3	100	0	0	0	1003765	0
None	5	50	195	84	1057	3	5	2	1	3		0	0	0	1003765	0
None	5	10	205	84	1057	3	5	2	1	3	100	0	0	0	1003282	0
None	5	50	205	84	1057	3	5	2	1	3		0	0	0	1003282	0
None	5	10	215	84	1159	0	5	2	1	10		0	0	0	1003679	0
None	5	50	215	84	1159	0	5	2	1	10		0	0	0	1003679	0
None	5	10	216	84	1057	3	20	20	1	3	100	0	0	0	999765	11676.14
None	5	50	216	84	1057	3	20	20	1	3		0	0	0	999765	0
None	5	10	216	84	1057	3	20	20	1	3	100	0	0	0	1000512	18346.57
None	5	50	216	84	1057	3	20	20	1	3		0	0	0	1000512	0
None	5	10	217	84	1057	3	20	20	1	3	100	0	0	0	1003295	0
None	5	50	217	84	1057	3	20	20	1	3		0	0	0	1003295	0
None	5	10	788	84	1056	2	5	2	1	2	100	0	0	0	999794	0
None	5	50	788	84	1056	2	5	2	1	2		0	0	0	999794	0
None	5	10	788	84	1056	2	5	2	1	2	100	0	0	0	1001731	0
None	5	50	788	84	1056	2	5	2	1	2		0	0	0	1001731	0
None	5	10	788	84	1056	2	5	2	1	2	100	0	0	0	1003629	0
None	5	50	788	84	1056	2	5	2	1	2		0	0	0	1003629	0
None	5	10	788	84	1056	2	5	2	1	2	100	0	0	0	1003766	0
None	5	50	788	84	1056	2	5	2	1	2		0	0	0	1003766	0
None	5	10	789	84	1180	1	5	2	1	1	100	0	0	0	999585	0
None	5	50	789	84	1180	1	5	2	1	1		0	0	0	999585	0
None	5	10	789	84	1180	1	5	2	1	1	100	0	0	0	1002194	0.01
None	5	50	789	84	1180	1	5	2	1	1		0	0	0	1002194	0
None	5	10	791	84	1057	3	5	2	1	3	100	0	0	0	1000714	0
None	5	50	791	84	1057	3	5	2	1	3		0	0	0	1000714	0
None	5	10	791	84	1057	3	5	2	1	3	100	0	0	0	1002260	0
None	5	50	791	84	1057	3	5	2	1	3		0	0	0	1002260	0
None	5	10	792	84	1057	3	5	2	1	3	100	0	0	0	1002905	0
None	5	50	792	84	1057	3	5	2	1	3		0	0	0	1002905	0
None	5	10	795	84	1057	3	5	2	1	3	100	0	0	0	1002142	0
None	5	50	795	84	1057	3	5	2	1	3		0	0	0	1002142	0
None	5	10	832	84	1159	0	5	2	1	10		0	0	0	1001301	0
None	5	50	832	84	1159	0	5	2	1	10		0	0	0	1001301	0
None	5	10	832	84	1159	0	5	2	1	10		0	0	0	1002857	0
None	5	50	832	84	1159	0	5	2	1	10		0	0	0	1002857	0
None	5	10	833	84	1059	5	20	20	1	5	100	0	0	0	999848	27899.58
None	5	50	833	84	1059	5	20	20	1	5		0	0	0	999848	0
None	5	10	833	84	1059	5	20	20	1	5	100	0	0	0	999850	16668.27
None	5	50	833	84	1059	5	20	20	1	5		0	0	0	999850	0
None	5	10	833	84	1059	5	20	20	1	5	100	0	0	0	999851	16450.63
None	5	50	833	84	1059	5	20	20	1	5		0	0	0	999851	0
None	5	10	833	84	1059	5	20	20	1	5	100	0	0	0	999854	5696.64
None	5	50	833	84	1059	5	20	20	1	5		0	0	0	999854	0
None	5	10	833	84	1059	5	20	20	1	5	100	0	0	0	999856	1592.4
None	5	50	833	84	1059	5	20	20	1	5		0	0	0	999856	0
None	5	10	833	84	1059	5	20	20	1	5	100	0	0	0	999858	882.39
None	5	50	833	84	1059	5	20	20	1	5		0	0	0	999858	0
None	5	10	833	84	1059	5	20	20	1	5	100	0	0	0	999859	774.92
None	5	50	833	84	1059	5	20	20	1	5		0	0	0	999859	0
None	5	10	833	84	1059	5	20	20	1	5	100	0	0	0	1001974	417050.9
None	5	50	833	84	1059	5	20	20	1	5		0	0	0	1001974	0
None	5	10	833	84	1059	5	20	20	1	5	100	0	0	0	1002648	0
None	5	50	833	84	1059	5	20	20	1	5		0	0	0	1002648	0
None	5	10	833	84	1059	5	20	20	1	5	100	0	0	0	1003764	0.02
None	5	50	833	84	1059	5	20	20	1	5		0	0	0	1003764	0
None	5	10	834	84	1059	5	20	20	1	5	100	0	0	0	1001135	0.01
None	5	50	834	84	1059	5	20	20	1	5		0	0	0	1001135	0
None	5	10	834	84	1059	5	20	20	1	5	100	0	0	0	1003530	0.01
None	5	50	834	84	1059	5	20	20	1	5		0	0	0	1003530	0
None	5	10	1291	84	1060	6	20	20	1	6	100	0	0	0	1002150	14249.84
None	5	50	1291	84	1060	6	20	20	1	6		0	0	0	1002150	0
None	5	10	835	84	1060	6	20	20	1	6	100	0	0	0	999467	0
None	5	50	835	84	1060	6	20	20	1	6		0	0	0	999467	0
None	5	10	835	84	1060	6	20	20	1	6	100	0	0	0	1001524	1080.04
None	5	50	835	84	1060	6	20	20	1	6		0	0	0	1001524	0
None	5	10	835	84	1060	6	20	20	1	6	100	0	0	0	1002645	195219.6
None	5	50	835	84	1060	6	20	20	1	6		0	0	0	1002645	0
None	5	10	836	84	1060	6	20	20	1	6	100	0	0	0	999541	545420.7
None	5	50	836	84	1060	6	20	20	1	6		0	0	0	999541	0
None	5	10	837	84	1060	6	20	20	1	6	100	0	0	0	1003745	0.01
None	5	50	837	84	1060	6	20	20	1	6		0	0	0	1003745	0
None	5	10	838	84	1056	2	5	2	1	2	100	0	0	0	1001719	0
None	5	50	838	84	1056	2	5	2	1	2		0	0	0	1001719	0
None	5	10	840	84	1180	1	5	2	1	1	100	0	0	0	1000801	0
None	5	50	840	84	1180	1	5	2	1	1		0	0	0	1000801	0
None	5	10	843	84	1057	3	5	2	1	3	100	0	0	0	1002455	0
None	5	50	843	84	1057	3	5	2	1	3		0	0	0	1002455	0
None	5	10	844	84	1057	3	5	2	1	3	100	0	0	0	999805	0
None	5	50	844	84	1057	3	5	2	1	3		0	0	0	999805	0
None	5	10	845	84	1057	3	5	2	1	3	100	0	0	0	1001735	0
None	5	50	845	84	1057	3	5	2	1	3		0	0	0	1001735	0
None	5	10	845	84	1057	3	5	2	1	3	100	0	0	0	1003529	0
None	5	50	845	84	1057	3	5	2	1	3		0	0	0	1003529	0
None	5	10	846	84	1083	9	5	2	1	8		0	0	0	1001101	0
None	5	50	846	84	1083	9	5	2	1	8		0	0	0	1001101	0
None	5	10	846	84	1084	9	5	2	1	8		0	0	0	1001564	0
None	5	50	846	84	1084	9	5	2	1	8		0	0	0	1001564	0
None	5	10	846	84	1084	9	5	2	1	8		0	0	0	1003593	0
None	5	50	846	84	1084	9	5	2	1	8		0	0	0	1003593	0
None	5	10	847	84	1057	3	5	2	1	3	100	0	0	0	1000769	0

None	5	50	847	84	1057	3	5	2	1	3		0	0	0	1000769	0
None	5	10	861	84	1059	5	20	20	1	5	100	0	0	0	999814	0
None	5	50	861	84	1059	5	20	20	1	5		0	0	0	999814	0
None	5	10	862	84	1059	5	20	20	1	5	100	0	0	0	1000029	0.01
None	5	50	862	84	1059	5	20	20	1	5		0	0	0	1000029	0
None	5	10	862	84	1059	5	20	20	1	5	100	0	0	0	1001424	0.01
None	5	50	862	84	1059	5	20	20	1	5		0	0	0	1001424	0
None	5	10	1293	84	1060	6	20	20	1	6	100	0	0	0	1002151	0.01
None	5	50	1293	84	1060	6	20	20	1	6		0	0	0	1002151	0
None	5	10	863	84	1060	6	20	20	1	6	100	0	0	0	999835	0
None	5	50	863	84	1060	6	20	20	1	6		0	0	0	999835	0
None	5	10	863	84	1060	6	20	20	1	6	100	0	0	0	1001196	0
None	5	50	863	84	1060	6	20	20	1	6		0	0	0	1001196	0
None	5	10	865	84	1060	6	20	20	1	6	100	0	0	0	999494	0
None	5	50	865	84	1060	6	20	20	1	6		0	0	0	999494	0
None	5	10	871	84	1057	3	5	2	1	3	100	0	0	0	1001772	0
None	5	50	871	84	1057	3	5	2	1	3		0	0	0	1001772	0
None	5	10	873	84	1057	3	5	2	1	3	100	0	0	0	1001861	0
None	5	50	873	84	1057	3	5	2	1	3		0	0	0	1001861	0
None	5	10	874	84	1081	9	5	2	1	8		0	0	0	1000798	0
None	5	50	874	84	1081	9	5	2	1	8		0	0	0	1000798	0
None	5	10	875	84	1057	3	5	2	1	3	100	0	0	0	1003787	0
None	5	50	875	84	1057	3	5	2	1	3		0	0	0	1003787	0
None	5	10	891	84	1059	5	20	20	1	5	100	0	0	0	999980	84336.35
None	5	50	891	84	1059	5	20	20	1	5		0	0	0	999980	0
None	5	10	891	84	1059	5	20	20	1	5	100	0	0	0	999985	3528.55
None	5	50	891	84	1059	5	20	20	1	5		0	0	0	999985	0
None	5	10	891	84	1059	5	20	20	1	5	100	0	0	0	999989	34.64
None	5	50	891	84	1059	5	20	20	1	5		0	0	0	999989	0
None	5	10	891	84	1059	5	20	20	1	5	100	0	0	0	999991	21.56
None	5	50	891	84	1059	5	20	20	1	5		0	0	0	999991	0
None	5	10	891	84	1059	5	20	20	1	5	100	0	0	0	999995	47.54
None	5	50	891	84	1059	5	20	20	1	5		0	0	0	999995	0
None	5	10	891	84	1059	5	20	20	1	5	100	0	0	0	1000575	0.01
None	5	50	891	84	1059	5	20	20	1	5		0	0	0	1000575	0
None	5	10	891	84	1059	5	20	20	1	5	100	0	0	0	1002411	0
None	5	50	891	84	1059	5	20	20	1	5		0	0	0	1002411	0
None	5	10	891	84	1059	5	20	20	1	5	100	0	0	0	1003108	30748.08
None	5	50	891	84	1059	5	20	20	1	5		0	0	0	1003108	0
None	5	10	892	84	1059	5	20	20	1	5	100	0	0	0	1001670	2365.31
None	5	50	892	84	1059	5	20	20	1	5		0	0	0	1001670	0
None	5	10	892	84	1059	5	20	20	1	5	100	0	0	0	1001789	0.01
None	5	50	892	84	1059	5	20	20	1	5		0	0	0	1001789	0
None	5	10	1295	84	1060	6	20	20	1	6	100	0	0	0	1002631	374.98
None	5	50	1295	84	1060	6	20	20	1	6		0	0	0	1002631	0
None	5	10	893	84	1060	6	20	20	1	6	100	0	0	0	1000814	0.01
None	5	50	893	84	1060	6	20	20	1	6		0	0	0	1000814	0
None	5	10	893	84	1060	6	20	20	1	6	100	0	0	0	1001408	64213.11
None	5	50	893	84	1060	6	20	20	1	6		0	0	0	1001408	0
None	5	10	893	84	1060	6	20	20	1	6	100	0	0	0	1001643	0.01
None	5	50	893	84	1060	6	20	20	1	6		0	0	0	1001643	0
None	5	10	894	84	1060	6	20	20	1	6	100	0	0	0	1004037	57145.07
None	5	50	894	84	1060	6	20	20	1	6		0	0	0	1004037	0
None	5	10	895	84	1060	6	20	20	1	6	100	0	0	0	1001757	0
None	5	50	895	84	1060	6	20	20	1	6		0	0	0	1001757	0
None	5	10	897	84	1056	2	5	2	1	2	100	0	0	0	1001782	0
None	5	50	897	84	1056	2	5	2	1	2		0	0	0	1001782	0
None	5	10	900	84	1057	3	5	2	1	3	100	0	0	0	1001674	0.01
None	5	50	900	84	1057	3	5	2	1	3		0	0	0	1001674	0
None	5	10	901	84	1057	3	5	2	1	3	100	0	0	0	1001922	0.02
None	5	50	901	84	1057	3	5	2	1	3		0	0	0	1001922	0
None	5	10	902	84	1057	3	5	2	1	3	100	0	0	0	1002903	0
None	5	50	902	84	1057	3	5	2	1	3		0	0	0	1002903	0
None	5	10	902	84	1057	3	5	2	1	3	100	0	0	0	1003618	0
None	5	50	902	84	1057	3	5	2	1	3		0	0	0	1003618	0
None	5	10	903	84	1081	9	5	2	1	8		0	0	0	1001812	0
None	5	50	903	84	1081	9	5	2	1	8		0	0	0	1001812	0
None	5	10	904	84	1057	3	5	2	1	3	100	0	0	0	1001409	0
None	5	50	904	84	1057	3	5	2	1	3		0	0	0	1001409	0
None	5	10	179	82	1159	0	5	2	1	10		0	0	0	1001644	0
None	5	10	179	82	1159	0	5	2	1	10		0	0	0	1001900	0
None	5	10	179	82	1159	0	5	2	1	10		0	0	0	1002229	0
None	5	10	179	82	1159	0	5	2	1	10		0	0	0	1003204	0
None	5	10	179	82	1159	0	5	2	1	10		0	0	0	1003255	0
None	5	10	179	82	1159	0	5	2	1	10		0	0	0	1003483	0
None	5	10	180	82	1059	5	20	20	1	5		0	0	0	999483	0
None	5	10	180	82	1059	5	20	20	1	5		0	0	0	999506	0
None	5	10	180	82	1059	5	20	20	1	5		0	0	0	999554	0
None	5	10	180	82	1059	5	20	20	1	5		0	0	0	999596	0
None	5	10	180	82	1059	5	20	20	1	5		0	0	0	999701	0
None	5	10	180	82	1059	5	20	20	1	5		0	0	0	1000350	0
None	5	10	180	82	1059	5	20	20	1	5		0	0	0	1000557	0
None	5	10	180	82	1059	5	20	20	1	5		0	0	0	1000608	0
None	5	10	180	82	1059	5	20	20	1	5		0	0	0	1000827	0
None	5	10	180	82	1059	5	20	20	1	5		0	0	0	1001532	0
None	5	10	180	82	1059	5	20	20	1	5		0	0	0	1001645	0
None	5	10	180	82	1059	5	20	20	1	5		0	0	0	1001664	0
None	5	10	180	82	1059	5	20	20	1	5		0	0	0	1001745	0
None	5	10	180	82	1059	5	20	20	1	5		0	0	0	1001806	0
None	5	10	180	82	1059	5	20	20	1	5		0	0	0	1002262	0
None	5	10	180	82	1059	5	20	20	1	5		0	0	0	1002808	0
None	5	10	180	82	1059	5	20	20	1	5		0	0	0	1002888	0

None	5	10	181	82	1059		5	20	20	1	5	0	0	0	999502	0
None	5	10	181	82	1059		5	20	20	1	5	0	0	0	999700	0
None	5	10	181	82	1059		5	20	20	1	5	0	0	0	999826	0
None	5	10	181	82	1059		5	20	20	1	5	0	0	0	1001925	0
None	5	10	181	82	1059		5	20	20	1	5	0	0	0	1002346	0
None	5	10	181	82	1059		5	20	20	1	5	0	0	0	1003515	0
None	5	10	1233	82	1060		6	20	20	1	6	0	0	0	1000353	0
None	5	10	1233	82	1060		6	20	20	1	6	0	0	0	1002918	0
None	5	10	182	82	1060		6	20	20	1	6	0	0	0	999556	0
None	5	10	182	82	1059		5	20	20	1	5	0	0	0	999786	0
None	5	10	182	82	1060		6	20	20	1	6	0	0	0	999958	0
None	5	10	182	82	1060		6	20	20	1	6	0	0	0	1001218	0
None	5	10	182	82	1060		6	20	20	1	6	0	0	0	1001423	0
None	5	10	182	82	1060		6	20	20	1	6	0	0	0	1001927	0
None	5	10	182	82	1060		6	20	20	1	6	0	0	0	1001973	0
None	5	10	182	82	1060		6	20	20	1	6	0	0	0	1002261	0
None	5	10	182	82	1060		6	20	20	1	6	0	0	0	1002653	0
None	5	10	182	82	1060		6	20	20	1	6	0	0	0	1002956	0
None	5	10	182	82	1060		6	20	20	1	6	0	0	0	1003345	0
None	5	10	182	82	1060		6	20	20	1	6	0	0	0	1003597	0
None	5	10	182	82	1060		6	20	20	1	6	0	0	0	1003758	0
None	5	10	184	82	1060		6	20	20	1	6	0	0	0	999618	0
None	5	10	184	82	1060		6	20	20	1	6	0	0	0	999769	0
None	5	10	184	82	1060		6	20	20	1	6	0	0	0	1001137	0
None	5	10	184	82	1060		6	20	20	1	6	0	0	0	1001587	0
None	5	10	184	82	1060		6	20	20	1	6	0	0	0	1001594	0
None	5	10	184	82	1060		6	20	20	1	6	0	0	0	1001905	0
None	5	10	185	82	1060		6	20	20	1	6	0	0	0	999503	0
None	5	10	185	82	1060		6	20	20	1	6	0	0	0	999696	0
None	5	10	185	82	1060		6	20	20	1	6	0	0	0	1003123	0
None	5	10	186	82	1056		2	5	2	1	2	0	0	0	1002466	0
None	5	20	186	82	1086		200	5	2	1	2	0	0	0	1002466	0
None	5	10	186	82	1056		2	5	2	1	2	0	0	0	1003474	0
None	5	20	186	82	1086		200	5	2	1	2	0	0	0	1003474	0
None	5	10	187	82	1056		2	5	2	1	2	0	0	0	999779	0
None	5	20	187	82	1086		200	5	2	1	2	0	0	0	999779	0
None	5	10	188	82	1180		1	5	2	1	1	0	0	0	1002951	0
None	5	10	190	82	1159		0	5	2	1	10	0	0	0	1000525	0
None	5	10	190	82	1159		0	5	2	1	10	0	0	0	1001576	0
None	5	10	191	82	1057		3	5	2	1	3	0	0	0	999705	0
None	5	20	191	82	1175		200	5	2	1	3	0	0	0	999705	0
None	5	10	191	82	1057		3	5	2	1	3	0	0	0	1002233	0
None	5	20	191	82	1175		200	5	2	1	3	0	0	0	1002233	0
None	5	10	191	82	1057		3	5	2	1	3	0	0	0	1002456	0
None	5	20	191	82	1175		200	5	2	1	3	0	0	0	1002456	0
None	5	10	192	82	1057		3	5	2	1	3	0	0	0	1000550	0
None	5	20	192	82	1175		200	5	2	1	3	0	0	0	1000550	0
None	5	10	192	82	1057		3	5	2	1	3	0	0	0	1001347	0
None	5	20	192	82	1175		200	5	2	1	3	0	0	0	1001347	0
None	5	10	192	82	1057		3	5	2	1	3	0	0	0	1003298	0
None	5	20	192	82	1175		200	5	2	1	3	0	0	0	1003298	0
None	5	10	192	82	1057		3	5	2	1	3	0	0	0	1003807	0
None	5	20	192	82	1175		200	5	2	1	3	0	0	0	1003807	0
None	5	10	193	82	1057		3	5	2	1	3	0	0	0	1002410	0
None	5	20	193	82	1175		200	5	2	1	3	0	0	0	1002410	0
None	5	10	193	82	1057		3	5	2	1	3	0	0	0	1002901	0
None	5	20	193	82	1175		200	5	2	1	3	0	0	0	1002901	0
None	5	10	194	82	1078		9	5	2	1	8	0	0	0	1001417	0
None	5	10	194	82	1078		9	5	2	1	8	0	0	0	1002409	0
None	5	10	194	82	1078		9	5	2	1	8	0	0	0	1003287	0
None	5	10	194	82	1084		9	5	2	1	8	0	0	0	999624	0
None	5	10	194	82	1084		9	5	2	1	8	0	0	0	1000813	0
None	5	10	194	82	1084		9	5	2	1	8	0	0	0	1001415	0
None	5	10	194	82	1084		9	5	2	1	8	0	0	0	1002601	0
None	5	10	194	82	1084		9	5	2	1	8	0	0	0	1003285	0
None	5	10	194	82	1073		9	5	2	1	8	0	0	0	999482	0
None	5	10	194	82	1073		9	5	2	1	8	0	0	0	1003762	0
None	5	10	194	82	1074		9	5	2	1	8	0	0	0	1002900	0
None	5	10	194	82	1075		9	5	2	1	8	0	0	0	1000728	0
None	5	10	194	82	1075		9	5	2	1	8	0	0	0	1003270	0
None	5	10	195	82	1057		3	5	2	1	3	0	0	0	1001245	0
None	5	20	195	82	1175		200	5	2	1	3	0	0	0	1001245	0
None	5	10	195	82	1057		3	5	2	1	3	0	0	0	1001846	0
None	5	20	195	82	1175		200	5	2	1	3	0	0	0	1001846	0
None	5	10	195	82	1057		3	5	2	1	3	0	0	0	1001961	0
None	5	20	195	82	1175		200	5	2	1	3	0	0	0	1001961	0
None	5	10	195	82	1057		3	5	2	1	3	0	0	0	1003169	0
None	5	20	195	82	1175		200	5	2	1	3	0	0	0	1003169	0
None	5	10	206	82	1057		3	5	2	1	3	0	0	0	999825	0
None	5	20	206	82	1175		200	5	2	1	3	0	0	0	999825	0
None	5	10	215	82	1159		0	5	2	1	10	0	0	0	1003144	0
None	5	10	215	82	1159		0	5	2	1	10	0	0	0	1003673	0
None	5	10	216	82	1057		3	20	20	1	3	0	0	0	999758	0
None	5	20	216	82	1175		200	20	20	1	3	0	0	0	999758	0
None	5	10	216	82	1057		3	20	20	1	3	0	0	0	1003199	0
None	5	20	216	82	1175		200	20	20	1	3	0	0	0	1003199	0
None	5	10	221	82	1060	-1	5	5	2	1	5	0	0	0	1003804	0
None	5	10	221	82	1060	-1	5	5	2	1	5	0	0	0	1003948	0
None	5	10	221	82	1060	-1	5	5	2	1	5	0	0	0	1003950	0
None	5	10	788	82	1056		2	5	2	1	2	0	0	0	1001215	0
None	5	20	788	82	1086		200	5	2	1	2	0	0	0	1001215	0
None	5	10	788	82	1056		2	5	2	1	2	0	0	0	1001725	0

None	5	20	788	82	1086	200	5	2	1	2		0	0	0	1001725	0
None	5	10	789	82	1180	1	5	2	1	1		0	0	0	1000794	0
None	5	10	789	82	1180	1	5	2	1	1		0	0	0	1002472	0
None	5	10	791	82	1057	3	5	2	1	3		0	0	0	1000554	0
None	5	20	791	82	1175	200	5	2	1	3		0	0	0	1000554	0
None	5	10	792	82	1057	3	5	2	1	3		0	0	0	1001760	0
None	5	20	792	82	1175	200	5	2	1	3		0	0	0	1001760	0
None	5	10	832	82	1159	0	5	2	1	10		0	0	0	999595	0
None	5	10	832	82	1159	0	5	2	1	10		0	0	0	1002413	0
None	5	10	833	82	1059	5	20	20	1	5		0	0	0	1000352	0
None	5	10	833	82	1059	5	20	20	1	5		0	0	0	1001805	0
None	5	10	833	82	1059	5	20	20	1	5		0	0	0	1002160	0
None	5	10	834	82	1059	5	20	20	1	5		0	0	0	999463	0
None	5	10	834	82	1059	5	20	20	1	5		0	0	0	1000750	0
None	5	10	1291	82	1060	6	20	20	1	6		0	0	0	1000715	0
None	5	10	835	82	1060	6	20	20	1	6		0	0	0	1000556	0
None	5	10	835	82	1060	6	20	20	1	6		0	0	0	1000577	0
None	5	10	835	82	1060	6	20	20	1	6		0	0	0	1002462	0
None	5	10	836	82	1060	6	20	20	1	6		0	0	0	1003752	0
None	5	10	837	82	1060	6	20	20	1	6		0	0	0	1002281	0
None	5	10	838	82	1056	2	5	2	1	2		0	0	0	999820	0
None	5	20	838	82	1086	200	5	2	1	2		0	0	0	999820	0
None	5	10	838	82	1056	2	5	2	1	2		0	0	0	1001104	0
None	5	20	838	82	1086	200	5	2	1	2		0	0	0	1001104	0
None	5	10	839	82	1056	2	5	2	1	2		0	0	0	1001985	0
None	5	20	839	82	1086	200	5	2	1	2		0	0	0	1001985	0
None	5	10	843	82	1057	3	5	2	1	3		0	0	0	1001348	0
None	5	20	843	82	1175	200	5	2	1	3		0	0	0	1001348	0
None	5	10	843	82	1057	3	5	2	1	3		0	0	0	1004034	0
None	5	20	843	82	1175	200	5	2	1	3		0	0	0	1004034	0
None	5	10	844	82	1057	3	5	2	1	3		0	0	0	999449	0
None	5	20	844	82	1175	200	5	2	1	3		0	0	0	999449	0
None	5	10	845	82	1057	3	5	2	1	3		0	0	0	1000702	0
None	5	20	845	82	1175	200	5	2	1	3		0	0	0	1000702	0
None	5	10	846	82	1084	9	5	2	1	8		0	0	0	1002600	0
None	5	10	847	82	1057	3	5	2	1	3		0	0	0	1001941	0
None	5	20	847	82	1175	200	5	2	1	3		0	0	0	1001941	0
None	5	10	883	82	1159	0	5	2	1	10		0	0	0	999802	0
None	5	10	891	82	1059	5	20	20	1	5		0	0	0	999795	0
None	5	10	891	82	1059	5	20	20	1	5		0	0	0	999987	0
None	5	10	891	82	1059	5	20	20	1	5		0	0	0	999993	0
None	5	10	891	82	1059	5	20	20	1	5		0	0	0	1003037	0
None	5	10	891	82	1059	5	20	20	1	5		0	0	0	1003963	0
None	5	10	892	82	1059	5	20	20	1	5		0	0	0	999832	0
None	5	10	893	82	1060	6	20	20	1	6		0	0	0	999955	0
None	5	10	893	82	1060	6	20	20	1	6		0	0	0	1002895	0
None	5	10	894	82	1060	6	20	20	1	6		0	0	0	999966	0
None	5	10	896	82	1056	2	5	2	1	2		0	0	0	999962	0
None	5	20	896	82	1086	200	5	2	1	2		0	0	0	999962	0
None	5	10	900	82	1057	3	5	2	1	3		0	0	0	1002003	0
None	5	20	900	82	1175	200	5	2	1	3		0	0	0	1002003	0
None	5	10	901	82	1057	3	5	2	1	3		0	0	0	1002805	0
None	5	20	901	82	1175	200	5	2	1	3		0	0	0	1002805	0
None	5	10	902	82	1057	3	5	2	1	3		0	0	0	1000334	0
None	5	20	902	82	1175	200	5	2	1	3		0	0	0	1000334	0
None	5	10	902	82	1059	5	5	2	1	5		0	0	0	1000705	0
None	5	10	903	82	1084	9	5	2	1	8		0	0	0	1000349	0
None	5	10	180	86	1059	5	20	20	1	5	99	0	0	0	1001231	0
None	5	50	180	86	1059	5	20	20	1	5		0	0	0	1001231	0
None	5	10	180	86	1059	5	20	20	1	5	99	0	0	0	1002218	0
None	5	50	180	86	1059	5	20	20	1	5		0	0	0	1002218	0
None	5	10	180	86	1059	5	20	20	1	5	99	0	0	0	1002226	0
None	5	50	180	86	1059	5	20	20	1	5		0	0	0	1002226	0
None	5	10	180	86	1059	5	20	20	1	5	99	0	0	0	1002958	49674.24
None	5	50	180	86	1059	5	20	20	1	5		0	0	0	1002958	0
None	5	10	180	86	1059	5	20	20	1	5	99	0	0	0	1003657	41483.84
None	5	50	180	86	1059	5	20	20	1	5		0	0	0	1003657	0
None	5	10	180	86	1059	5	20	20	1	5	99	0	0	0	1003658	1019.97
None	5	50	180	86	1059	5	20	20	1	5		0	0	0	1003658	0
None	5	10	182	86	1060	6	20	20	1	6	99	0	0	0	1003328	26957.48
None	5	50	182	86	1060	6	20	20	1	6		0	0	0	1003328	0
None	5	10	184	86	1060	6	20	20	1	6	99	0	0	0	1001890	0
None	5	50	184	86	1060	6	20	20	1	6		0	0	0	1001890	0
None	5	10	184	86	1060	6	20	20	1	6	99	0	0	0	1003555	19463.5
None	5	50	184	86	1060	6	20	20	1	6		0	0	0	1003555	0
None	5	10	185	86	1060	6	20	20	1	6	99	0	0	0	1000508	4626.99
None	5	50	185	86	1060	6	20	20	1	6		0	0	0	1000508	0
None	5	10	188	86	1180	1	5	2	1	1	99	0	0	0	999716	0
None	5	50	188	86	1180	1	5	2	1	1		0	0	0	999716	0
None	5	10	188	86	1180	1	5	2	1	1	99	0	0	0	1000732	0
None	5	50	188	86	1180	1	5	2	1	1		0	0	0	1000732	0
None	5	10	216	86	1057	3	20	20	1	3	99	0	0	0	1001195	0
None	5	50	216	86	1057	3	20	20	1	3		0	0	0	1001195	0
None	5	10	217	86	1057	3	20	20	1	3	99	0	0	0	1003526	0
None	5	50	217	86	1057	3	20	20	1	3		0	0	0	1003526	0
None	5	10	833	86	1059	5	20	20	1	5	99	0	0	0	1001969	46619.66
None	5	50	833	86	1059	5	20	20	1	5		0	0	0	1001969	0
None	5	10	833	86	1059	5	20	20	1	5	99	0	0	0	1003753	162170
None	5	50	833	86	1059	5	20	20	1	5		0	0	0	1003753	0
None	5	10	834	86	1059	5	20	20	1	5	99	0	0	0	1001942	8415.04
None	5	50	834	86	1059	5	20	20	1	5		0	0	0	1001942	0
None	5	10	835	86	1060	6	20	20	1	6	99	0	0	0	999453	4307.4

None	5	50	835	86	1060	6	20	20	1	6		0	0	0	999453	0
None	5	10	835	86	1060	6	20	20	1	6	99	0	0	0	1000560	12497.97
None	5	50	835	86	1060	6	20	20	1	6		0	0	0	1000560	0
None	5	10	835	86	1060	6	20	20	1	6	99	0	0	0	1002215	1699.4
None	5	50	835	86	1060	6	20	20	1	6		0	0	0	1002215	0
None	5	10	836	86	1060	6	20	20	1	6	99	0	0	0	1000634	4741.56
None	5	50	836	86	1060	6	20	20	1	6		0	0	0	1000634	0
None	5	10	843	86	1057	3	5	2	1	3	99	0	0	0	1000828	0
None	5	50	843	86	1057	3	5	2	1	3		0	0	0	1000828	0
None	5	10	891	86	1059	5	20	20	1	5	99	0	0	0	1002013	-3796.14
None	5	50	891	86	1059	5	20	20	1	5		0	0	0	1002013	0
None	5	10	891	86	1059	5	20	20	1	5	99	0	0	0	1003822	1399.98
None	5	50	891	86	1059	5	20	20	1	5		0	0	0	1003822	0
None	5	10	894	86	1060	6	20	20	1	6	99	0	0	0	1001097	3876.5
None	5	50	894	86	1060	6	20	20	1	6		0	0	0	1001097	0
None	5	10	179	87	1159	0	5	2	1	10		0	0	0	999729	0
None	5	50	179	87	1159	0	5	2	1	10		0	0	0	999729	0
None	5	10	180	87	1059	5	20	20	1	5	100	0	0	0	999501	0
None	5	50	180	87	1059	5	20	20	1	5		0	0	0	999501	0
None	5	10	180	87	1059	5	20	20	1	5	100	0	0	0	999545	0
None	5	50	180	87	1059	5	20	20	1	5		0	0	0	999545	0
None	5	10	180	87	1059	5	20	20	1	5	100	0	0	0	999567	0
None	5	50	180	87	1059	5	20	20	1	5		0	0	0	999567	0
None	5	10	180	87	1059	5	20	20	1	5	100	0	0	0	999608	0
None	5	50	180	87	1059	5	20	20	1	5		0	0	0	999608	0
None	5	10	180	87	1059	5	20	20	1	5	100	0	0	0	1000760	0
None	5	50	180	87	1059	5	20	20	1	5		0	0	0	1000760	0
None	5	10	180	87	1059	5	20	20	1	5	100	0	0	0	1000781	444576.9
None	5	50	180	87	1059	5	20	20	1	5		0	0	0	1000781	0
None	5	10	180	87	1059	5	20	20	1	5		0	0	0	1001204	0
None	5	50	180	87	1060	6	20	20	1	6		0	0	0	1001204	0
None	5	10	180	87	1059	5	20	20	1	5	100	0	0	0	1001344	0
None	5	50	180	87	1059	5	20	20	1	5		0	0	0	1001344	0
None	5	10	180	87	1059	5	20	20	1	5	100	0	0	0	1001359	0
None	5	50	180	87	1059	5	20	20	1	5		0	0	0	1001359	0
None	5	10	180	87	1059	5	20	20	1	5	100	0	0	0	1001366	0
None	5	50	180	87	1059	5	20	20	1	5		0	0	0	1001366	0
None	5	10	180	87	1059	5	20	20	1	5	100	0	0	0	1001383	1125400
None	5	50	180	87	1059	5	20	20	1	5		0	0	0	1001383	0
None	5	10	180	87	1059	5	20	20	1	5	100	0	0	0	1001517	0
None	5	50	180	87	1059	5	20	20	1	5		0	0	0	1001517	0
None	5	10	180	87	1059	5	20	20	1	5	100	0	0	0	1001821	0
None	5	50	180	87	1059	5	20	20	1	5		0	0	0	1001821	0
None	5	10	180	87	1059	5	20	20	1	5	100	0	0	0	1001835	0
None	5	50	180	87	1059	5	20	20	1	5		0	0	0	1001835	0
None	5	10	180	87	1059	5	20	20	1	5	100	0	0	0	1001951	0
None	5	50	180	87	1059	5	20	20	1	5		0	0	0	1001951	0
None	5	10	180	87	1059	5	20	20	1	5	100	0	0	0	1001990	0
None	5	50	180	87	1059	5	20	20	1	5		0	0	0	1001990	0
None	5	10	180	87	1059	5	20	20	1	5	100	0	0	0	1002125	513526.2
None	5	50	180	87	1059	5	20	20	1	5		0	0	0	1002125	0
None	5	10	180	87	1059	5	20	20	1	5	100	0	0	0	1002220	0
None	5	50	180	87	1059	5	20	20	1	5		0	0	0	1002220	0
None	5	10	181	87	1059	5	20	20	1	5	100	0	0	0	1000126	0
None	5	50	181	87	1059	5	20	20	1	5		0	0	0	1000126	0
None	5	10	181	87	1059	5	20	20	1	5	100	0	0	0	1001617	0
None	5	50	181	87	1059	5	20	20	1	5		0	0	0	1001617	0
None	5	10	181	87	1059	5	20	20	1	5	100	0	0	0	1001854	159330.9
None	5	50	181	87	1059	5	20	20	1	5		0	0	0	1001854	0
None	5	10	181	87	1059	5	20	20	1	5	100	0	0	0	1002961	0
None	5	50	181	87	1059	5	20	20	1	5		0	0	0	1002961	0
None	5	10	181	87	1059	5	20	20	1	5	100	0	0	0	1003337	37510.56
None	5	50	181	87	1059	5	20	20	1	5		0	0	0	1003337	0
None	5	10	1233	87	1060	6	20	20	1	6	100	0	0	0	1000635	194003.8
None	5	50	1233	87	1060	6	20	20	1	6		0	0	0	1000635	0
None	5	10	1233	87	1060	6	20	20	1	6	100	0	0	0	1002137	0
None	5	50	1233	87	1060	6	20	20	1	6		0	0	0	1002137	0
None	5	10	182	87	1060	6	20	20	1	6	100	0	0	0	1000548	0
None	5	50	182	87	1060	6	20	20	1	6		0	0	0	1000548	0
None	5	10	182	87	1060	6	20	20	1	6	100	0	0	0	1000724	103637.7
None	5	50	182	87	1060	6	20	20	1	6		0	0	0	1000724	0
None	5	10	182	87	1060	6	20	20	1	6	100	0	0	0	1001612	0
None	5	50	182	87	1060	6	20	20	1	6		0	0	0	1001612	0
None	5	10	182	87	1060	6	20	20	1	6	100	0	0	0	1001866	0
None	5	50	182	87	1060	6	20	20	1	6		0	0	0	1001866	0
None	5	10	182	87	1060	6	20	20	1	6	100	0	0	0	1001968	0
None	5	50	182	87	1060	6	20	20	1	6		0	0	0	1001968	0
None	5	10	182	87	1060	6	20	20	1	6	100	0	0	0	1001994	0
None	5	50	182	87	1060	6	20	20	1	6		0	0	0	1001994	0
None	5	10	182	87	1060	6	20	20	1	6	100	0	0	0	1002271	1000984
None	5	50	182	87	1060	6	20	20	1	6		0	0	0	1002271	0
None	5	10	182	87	1060	6	20	20	1	6	100	0	0	0	1002852	0
None	5	50	182	87	1060	6	20	20	1	6		0	0	0	1002852	0
None	5	10	182	87	1060	6	20	20	1	6	100	0	0	0	1003532	0
None	5	50	182	87	1060	6	20	20	1	6		0	0	0	1003532	0
None	5	10	182	87	1060	6	20	20	1	6	100	0	0	0	1003580	133712.2
None	5	50	182	87	1060	6	20	20	1	6		0	0	0	1003580	0
None	5	10	184	87	1060	6	20	20	1	6	100	0	0	0	1001526	0
None	5	50	184	87	1060	6	20	20	1	6		0	0	0	1001526	0
None	5	10	184	87	1060	6	20	20	1	6	100	0	0	0	1002123	0
None	5	50	184	87	1060	6	20	20	1	6		0	0	0	1002123	0
None	5	10	184	87	1060	6	20	20	1	6	100	0	0	0	1002124	0

None	5	50	184	87	1060	6	20	20	1	6		0	0	0	1002124	0
None	5	10	184	87	1060	6	20	20	1	6	100	0	0	0	1002219	0
None	5	50	184	87	1060	6	20	20	1	6		0	0	0	1002219	0
None	5	10	184	87	1060	6	20	20	1	6	100	0	0	0	1002955	1239087
None	5	50	184	87	1060	6	20	20	1	6		0	0	0	1002955	0
None	5	10	184	87	1060	6	20	20	1	6	100	0	0	0	1003543	0
None	5	50	184	87	1060	6	20	20	1	6		0	0	0	1003543	0
None	5	10	185	87	1060	6	20	20	1	6	100	0	0	0	1003649	48905.48
None	5	50	185	87	1060	6	20	20	1	6		0	0	0	1003649	0
None	5	10	186	87	1056	2	5	2	1	2	100	0	0	0	1003652	0
None	5	50	186	87	1056	2	5	2	1	2		0	0	0	1003652	0
None	5	10	187	87	1056	2	5	2	1	2	100	0	0	0	1002345	0
None	5	50	187	87	1056	2	5	2	1	2		0	0	0	1002345	0
None	5	10	187	87	1056	2	5	2	1	2	100	0	0	0	1003194	25020.93
None	5	50	187	87	1056	2	5	2	1	2		0	0	0	1003194	0
None	5	10	188	87	1180	1	5	2	1	1	100	0	0	0	1001169	0
None	5	50	188	87	1180	1	5	2	1	1		0	0	0	1001169	0
None	5	10	188	87	1180	1	5	2	1	1	100	0	0	0	1001176	0
None	5	50	188	87	1180	1	5	2	1	1		0	0	0	1001176	0
None	5	10	191	87	1057	3	5	2	1	3	100	0	0	0	999552	0
None	5	50	191	87	1057	3	5	2	1	3		0	0	0	999552	0
None	5	10	191	87	1057	3	5	2	1	3	100	0	0	0	1001685	0
None	5	50	191	87	1057	3	5	2	1	3		0	0	0	1001685	0
None	5	10	191	87	1057	3	5	2	1	3	100	0	0	0	1002200	0
None	5	50	191	87	1057	3	5	2	1	3		0	0	0	1002200	0
None	5	10	191	87	1057	3	5	2	1	3	100	0	0	0	1003536	0
None	5	50	191	87	1057	3	5	2	1	3		0	0	0	1003536	0
None	5	10	191	87	1057	3	5	2	1	3	100	0	0	0	1003823	0
None	5	50	191	87	1057	3	5	2	1	3		0	0	0	1003823	0
None	5	10	192	87	1057	3	5	2	1	3	100	0	0	0	1001684	205732.7
None	5	50	192	87	1057	3	5	2	1	3		0	0	0	1001684	0
None	5	10	193	87	1057	3	5	2	1	3	100	0	0	0	1000514	79.44
None	5	50	193	87	1057	3	5	2	1	3		0	0	0	1000514	0
None	5	10	193	87	1057	3	5	2	1	3	100	0	0	0	1000730	0
None	5	50	193	87	1057	3	5	2	1	3		0	0	0	1000730	0
None	5	10	193	87	1057	3	5	2	1	3	100	0	0	0	1001847	0
None	5	50	193	87	1057	3	5	2	1	3		0	0	0	1001847	0
None	5	10	193	87	1057	3	5	2	1	3	100	0	0	0	1002115	0
None	5	50	193	87	1057	3	5	2	1	3		0	0	0	1002115	0
None	5	10	193	87	1057	3	5	2	1	3	100	0	0	0	1003528	0
None	5	50	193	87	1057	3	5	2	1	3		0	0	0	1003528	0
None	5	10	194	87	1077	9	5	2	1	8		0	0	0	999720	0
None	5	50	194	87	1075	9	5	2	1	8		0	0	0	999720	0
None	5	10	194	87	1078	9	5	2	1	8		0	0	0	999745	0
None	5	50	194	87	1075	9	5	2	1	8		0	0	0	999745	0
None	5	10	195	87	1057	3	5	2	1	3	100	0	0	0	1000809	0
None	5	50	195	87	1057	3	5	2	1	3		0	0	0	1000809	0
None	5	10	195	87	1057	3	5	2	1	3	100	0	0	0	1001229	4.3
None	5	50	195	87	1057	3	5	2	1	3		0	0	0	1001229	0
None	5	10	195	87	1057	3	5	2	1	3	100	0	0	0	1002127	0
None	5	50	195	87	1057	3	5	2	1	3		0	0	0	1002127	0
None	5	10	195	87	1057	3	5	2	1	3	100	0	0	0	1003462	0
None	5	50	195	87	1057	3	5	2	1	3		0	0	0	1003462	0
None	5	10	195	87	1057	3	5	2	1	3	100	0	0	0	1003616	0
None	5	50	195	87	1057	3	5	2	1	3		0	0	0	1003616	0
None	5	10	196	87	1056	2	5	2	1	2	100	0	0	0	1000513	3677.89
None	5	50	196	87	1056	2	5	2	1	2		0	0	0	1000513	0
None	5	10	196	87	1056	2	5	2	1	2	100	0	0	0	1002145	0
None	5	50	196	87	1056	2	5	2	1	2		0	0	0	1002145	0
None	5	10	206	87	1057	3	5	2	1	3	100	0	0	0	1001246	73078.91
None	5	50	206	87	1057	3	5	2	1	3		0	0	0	1001246	0
None	5	10	216	87	1057	3	20	20	1	3	100	0	0	0	1003279	17523.23
None	5	50	216	87	1057	3	20	20	1	3		0	0	0	1003279	0
None	5	10	216	87	1057	3	20	20	1	3	100	0	0	0	1003623	0
None	5	50	216	87	1057	3	20	20	1	3		0	0	0	1003623	0
None	5	10	541	87	1159	6	20	20	1	6		0	0	0	1000272	0
None	5	50	541	87	1159	6	20	20	1	6		0	0	0	1000272	0
None	5	10	1285	87	1060	6	20	20	1	6	100	0	0	0	999601	20.5
None	5	10	768	87	1060	6	20	20	1	6	100	0	0	0	999476	109
None	5	10	768	87	1060	6	20	20	1	6	100	0	0	0	1001373	131
None	5	10	788	87	1056	2	5	2	1	2	100	0	0	0	1001997	0
None	5	50	788	87	1056	2	5	2	1	2		0	0	0	1001997	0
None	5	10	788	87	1056	2	5	2	1	2	100	0	0	0	1002854	0
None	5	50	788	87	1056	2	5	2	1	2		0	0	0	1002854	0
None	5	10	791	87	1057	3	5	2	1	3	100	0	0	0	1001099	0
None	5	50	791	87	1057	3	5	2	1	3		0	0	0	1001099	0
None	5	10	792	87	1057	3	5	2	1	3	100	0	0	0	1001369	0
None	5	50	792	87	1057	3	5	2	1	3		0	0	0	1001369	0
None	5	10	795	87	1057	3	5	2	1	3	100	0	0	0	1001160	0
None	5	50	795	87	1057	3	5	2	1	3		0	0	0	1001160	0
None	5	10	831	87	1060	6	20	20	1	6	100	0	0	0	1001683	1528.92
None	5	50	831	87	1060	6	20	20	1	6		0	0	0	1001683	0
None	5	10	832	87	1159	0	5	2	1	10		0	0	0	1000582	0
None	5	50	832	87	1159	0	5	2	1	10		0	0	0	1000582	0
None	5	10	832	87	1159	0	5	2	1	10		0	0	0	1001158	0
None	5	50	832	87	1159	0	5	2	1	10		0	0	0	1001158	0
None	5	10	833	87	1059	5	20	20	1	5	100	0	0	0	999864	48593.32
None	5	50	833	87	1059	5	20	20	1	5		0	0	0	999864	0
None	5	10	833	87	1059	5	20	20	1	5	100	0	0	0	999865	33702.28
None	5	50	833	87	1059	5	20	20	1	5		0	0	0	999865	0
None	5	10	833	87	1059	5	20	20	1	5	100	0	0	0	999866	27553.73
None	5	50	833	87	1059	5	20	20	1	5		0	0	0	999866	0

None	5	10	833	87	1059	5	20	20	1	5	100	0	0	0	999867	27098.62
None	5	50	833	87	1059	5	20	20	1	5		0	0	0	999867	0
None	5	10	833	87	1059	5	20	20	1	5	100	0	0	0	999868	26322.79
None	5	50	833	87	1059	5	20	20	1	5		0	0	0	999868	0
None	5	10	833	87	1059	5	20	20	1	5	100	0	0	0	999870	2095.21
None	5	50	833	87	1059	5	20	20	1	5		0	0	0	999870	0
None	5	10	833	87	1059	5	20	20	1	5	100	0	0	0	1000632	619172.3
None	5	50	833	87	1059	5	20	20	1	5		0	0	0	1000632	0
None	5	10	833	87	1059	5	20	20	1	5	100	0	0	0	1001197	1477549
None	5	50	833	87	1059	5	20	20	1	5		0	0	0	1001197	0
None	5	10	833	87	1059	5	20	20	1	5	100	0	0	0	1003833	0.01
None	5	50	833	87	1059	5	20	20	1	5		0	0	0	1003833	0
None	5	10	834	87	1059	5	20	20	1	5	100	0	0	0	1001386	36917.89
None	5	50	834	87	1059	5	20	20	1	5		0	0	0	1001386	0
None	5	10	834	87	1059	5	20	20	1	5	100	0	0	0	1003535	105060.9
None	5	50	834	87	1059	5	20	20	1	5		0	0	0	1003535	0
None	5	10	1291	87	1060	6	20	20	1	6	100	0	0	0	1003750	32555.21
None	5	50	1291	87	1060	6	20	20	1	6		0	0	0	1003750	0
None	5	10	835	87	1060	6	20	20	1	6	100	0	0	0	999488	8437.8
None	5	50	835	87	1060	6	20	20	1	6		0	0	0	999488	0
None	5	10	835	87	1060	6	20	20	1	6	100	0	0	0	1000125	32477.46
None	5	50	835	87	1060	6	20	20	1	6		0	0	0	1000125	0
None	5	10	835	87	1060	6	20	20	1	6	100	0	0	0	1002126	500457.3
None	5	50	835	87	1060	6	20	20	1	6		0	0	0	1002126	0
None	5	10	836	87	1060	6	20	20	1	6	100	0	0	0	1001109	1570044
None	5	50	836	87	1060	6	20	20	1	6		0	0	0	1001109	0
None	5	10	838	87	1056	2	5	2	1	2	100	0	0	0	999473	115.04
None	5	50	838	87	1056	2	5	2	1	2		0	0	0	999473	0
None	5	10	838	87	1056	2	5	2	1	2	100	0	0	0	1001665	0
None	5	50	838	87	1056	2	5	2	1	2		0	0	0	1001665	0
None	5	10	839	87	1056	2	5	2	1	2	100	0	0	0	1001618	0
None	5	50	839	87	1056	2	5	2	1	2		0	0	0	1001618	0
None	5	10	843	87	1057	3	5	2	1	3	100	0	0	0	1001995	0
None	5	50	843	87	1057	3	5	2	1	3		0	0	0	1001995	0
None	5	10	844	87	1057	3	5	2	1	3	100	0	0	0	1000636	0
None	5	50	844	87	1057	3	5	2	1	3		0	0	0	1000636	0
None	5	10	845	87	1057	3	5	2	1	3	100	0	0	0	1001115	-21741.4
None	5	10	845	87	1057	3	5	2	1	3	100	0	0	0	1001813	0
None	5	50	845	87	1057	3	5	2	1	3		0	0	0	1001813	0
None	5	10	845	87	1057	3	5	2	1	3	100	0	0	0	1002114	0
None	5	50	845	87	1057	3	5	2	1	3		0	0	0	1002114	0
None	5	10	845	87	1057	3	5	2	1	3	100	0	0	0	1002154	0
None	5	50	845	87	1057	3	5	2	1	3		0	0	0	1002154	0
None	5	10	846	87	1084	9	5	2	1	8		0	0	0	1003602	0
None	5	50	846	87	1084	9	5	2	1	8		0	0	0	1003602	0
None	5	10	846	87	1084	9	5	2	1	8		0	0	0	999836	0
None	5	50	846	87	1084	9	5	2	1	8		0	0	0	999836	0
None	5	10	847	87	1057	3	5	2	1	3	100	0	0	0	1003527	0
None	5	50	847	87	1057	3	5	2	1	3		0	0	0	1003527	0
None	5	10	874	87	1078	9	5	2	1	8		0	0	0	1001970	0
None	5	50	874	87	1078	9	5	2	1	8		0	0	0	1001970	0
None	5	10	883	87	1159	0	5	2	1	10		0	0	0	1000275	0
None	5	50	883	87	1159	0	5	2	1	10		0	0	0	1000275	0
None	5	10	891	87	1059	5	20	20	1	5	100	0	0	0	999996	43047.36
None	5	50	891	87	1059	5	20	20	1	5		0	0	0	999996	0
None	5	10	891	87	1059	5	20	20	1	5	100	0	0	0	999997	22159
None	5	50	891	87	1059	5	20	20	1	5		0	0	0	999997	0
None	5	10	891	87	1059	5	20	20	1	5	100	0	0	0	999998	19326.81
None	5	50	891	87	1059	5	20	20	1	5		0	0	0	999998	0
None	5	10	891	87	1059	5	20	20	1	5	100	0	0	0	1002117	70890.25
None	5	50	891	87	1059	5	20	20	1	5		0	0	0	1002117	0
None	5	10	891	87	1059	5	20	20	1	5	100	0	0	0	1002853	0
None	5	50	891	87	1059	5	20	20	1	5		0	0	0	1002853	0
None	5	10	891	87	1059	5	20	20	1	5	100	0	0	0	1003751	155055.1
None	5	50	891	87	1059	5	20	20	1	5		0	0	0	1003751	0
None	5	10	891	87	1059	5	20	20	1	5	100	0	0	0	1003965	8647.43
None	5	50	891	87	1059	5	20	20	1	5		0	0	0	1003965	0
None	5	10	892	87	1059	5	20	20	1	5	100	0	0	0	1001921	119988.7
None	5	50	892	87	1059	5	20	20	1	5		0	0	0	1001921	0
None	5	10	892	87	1059	5	20	20	1	5	100	0	0	0	1002119	14322.96
None	5	50	892	87	1059	5	20	20	1	5		0	0	0	1002119	0
None	5	10	1295	87	1060	6	20	20	1	6	100	0	0	0	1001897	1512.12
None	5	50	1295	87	1060	6	20	20	1	6		0	0	0	1001897	0
None	5	10	893	87	1060	6	20	20	1	6	100	0	0	0	1000780	153.02
None	5	50	893	87	1060	6	20	20	1	6		0	0	0	1000780	0
None	5	10	893	87	1060	6	20	20	1	6	100	0	0	0	1000829	2657.87
None	5	50	893	87	1060	6	20	20	1	6		0	0	0	1000829	0
None	5	10	893	87	1060	6	20	20	1	6	100	0	0	0	1001230	126373.2
None	5	50	893	87	1060	6	20	20	1	6		0	0	0	1001230	0
None	5	10	894	87	1060	6	20	20	1	6	100	0	0	0	1001560	172824.9
None	5	50	894	87	1060	6	20	20	1	6		0	0	0	1001560	0
None	5	10	900	87	1057	3	5	2	1	3	100	0	0	0	999504	0
None	5	50	900	87	1057	3	5	2	1	3		0	0	0	999504	0
None	5	10	902	87	1057	3	5	2	1	3	100	0	0	0	1001918	8.13
None	5	50	902	87	1057	3	5	2	1	3		0	0	0	1001918	0
None	5	10	904	87	1057	3	5	2	1	3	100	0	0	0	1001996	0
None	5	50	904	87	1057	3	5	2	1	3		0	0	0	1001996	0
None	5	10	179	88	1159	0	5	2	1	10		0	0	0	1001555	0
None	5	10	179	88	1159	0	5	2	1	10		0	0	0	1002913	0
None	5	10	179	88	1159	0	5	2	1	10		0	0	0	1003674	0
None	5	10	180	88	1059	5	20	20	1	5		0	0	0	1000761	0
None	5	10	180	88	1059	5	20	20	1	5		0	0	0	1000834	0

None	5	10	180	88	1059		5	20	20	1	5		0	0	0	1001292	0
None	5	10	180	88	1059		5	20	20	1	5		0	0	0	1001516	0
None	5	10	180	88	1059		5	20	20	1	5		0	0	0	1001525	0
None	5	10	180	88	1059		5	20	20	1	5		0	0	0	1001627	0
None	5	10	180	88	1059		5	20	20	1	5		0	0	0	1001992	0
None	5	10	180	88	1059		5	20	20	1	5		0	0	0	1002015	0
None	5	10	180	88	1059		5	20	20	1	5		0	0	0	1002120	0
None	5	10	180	88	1059		5	20	20	1	5		0	0	0	1002152	0
None	5	10	180	88	1059		5	20	20	1	5		0	0	0	1002212	0
None	5	10	180	88	1059		5	20	20	1	5		0	0	0	1002213	0
None	5	10	180	88	1059		5	20	20	1	5		0	0	0	1002264	0
None	5	10	180	88	1059		5	20	20	1	5		0	0	0	1002659	0
None	5	10	180	88	1059		5	20	20	1	5		0	0	0	1003513	0
None	5	10	180	88	1059		5	20	20	1	5		0	0	0	1003601	0
None	5	10	180	88	1059		5	20	20	1	5		0	0	0	1003617	0
None	5	10	180	88	1059		5	20	20	1	5		0	0	0	1003763	0
None	5	10	181	88	1059		5	20	20	1	5		0	0	0	1001515	0
None	5	10	181	88	1059		5	20	20	1	5		0	0	0	1003032	0
None	5	10	181	88	1059		5	20	20	1	5		0	0	0	1003266	0
None	5	10	181	88	1059		5	20	20	1	5		0	0	0	1003560	0
None	5	10	1233	88	1060		6	20	20	1	6		0	0	0	1003147	0
None	5	10	182	88	1060		6	20	20	1	6		0	0	0	999749	0
None	5	10	182	88	1060		6	20	20	1	6		0	0	0	1000749	0
None	5	10	182	88	1060		6	20	20	1	6		0	0	0	1001234	0
None	5	10	182	88	1060		6	20	20	1	6		0	0	0	1001239	0
None	5	10	182	88	1060		6	20	20	1	6		0	0	0	1001667	0
None	5	10	182	88	1060		6	20	20	1	6		0	0	0	1001850	0
None	5	10	182	88	1060		6	20	20	1	6		0	0	0	1001888	0
None	5	10	182	88	1060		6	20	20	1	6		0	0	0	1002214	0
None	5	10	182	88	1060		6	20	20	1	6		0	0	0	1002417	0
None	5	10	182	88	1060		6	20	20	1	6		0	0	0	1002608	0
None	5	10	182	88	1060		6	20	20	1	6		0	0	0	1003148	0
None	5	10	182	88	1060		6	20	20	1	6		0	0	0	1003537	0
None	5	10	184	88	1060		6	20	20	1	6		0	0	0	999612	0
None	5	10	184	88	1060		6	20	20	1	6		0	0	0	1000796	0
None	5	10	184	88	1060		6	20	20	1	6		0	0	0	1001702	0
None	5	10	184	88	1060		6	20	20	1	6		0	0	0	1001848	0
None	5	10	184	88	1060		6	20	20	1	6		0	0	0	1001991	0
None	5	10	184	88	1060		6	20	20	1	6		0	0	0	1002621	0
None	5	10	185	88	1060		6	20	20	1	6		0	0	0	1002907	0
None	5	10	186	88	1056		2	5	2	1	2		0	0	0	1003644	0
None	5	20	186	88	1086		200	5	2	1	2		0	0	0	1003644	0
None	5	10	187	88	1056		2	5	2	1	2		0	0	0	1003145	0
None	5	20	187	88	1086		200	5	2	1	2		0	0	0	1003145	0
None	5	10	188	88	1180		1	5	2	1	1		0	0	0	999750	0
None	5	10	188	88	1180		1	5	2	1	1		0	0	0	1003470	0
None	5	10	191	88	1057		3	5	2	1	3		0	0	0	1003684	0
None	5	20	191	88	1175		200	5	2	1	3		0	0	0	1003684	0
None	5	10	192	88	1057		3	5	2	1	3		0	0	0	1003510	0
None	5	20	192	88	1175		200	5	2	1	3		0	0	0	1003510	0
None	5	10	193	88	1057		3	5	2	1	3		0	0	0	999534	0
None	5	20	193	88	1175		200	5	2	1	3		0	0	0	999534	0
None	5	10	193	88	1057		3	5	2	1	3		0	0	0	1001855	0
None	5	20	193	88	1175		200	5	2	1	3		0	0	0	1001855	0
None	5	10	194	88	1076	2235	9	5	2	1	8		0	0	0	1002167	0
None	5	10	194	88	1078	2235	9	5	2	1	8		0	0	0	1001945	0
None	5	10	194	88	1078	2235	9	5	2	1	8		0	0	0	1002166	0
None	5	10	194	88	1084		9	5	2	1	8		0	0	0	1002609	0
None	5	10	195	88	1057		3	5	2	1	3		0	0	0	999968	0
None	5	20	195	88	1175		200	5	2	1	3		0	0	0	999968	0
None	5	10	195	88	1057		3	5	2	1	3		0	0	0	1000795	0
None	5	20	195	88	1175		200	5	2	1	3		0	0	0	1000795	0
None	5	10	195	88	1057		3	5	2	1	3		0	0	0	1001889	0
None	5	20	195	88	1175		200	5	2	1	3		0	0	0	1001889	0
None	5	10	195	88	1057		3	5	2	1	3		0	0	0	1002275	0
None	5	20	195	88	1175		200	5	2	1	3		0	0	0	1002275	0
None	5	10	195	88	1057		3	5	2	1	3		0	0	0	1003480	0
None	5	20	195	88	1175		200	5	2	1	3		0	0	0	1003480	0
None	5	10	196	88	1056		2	5	2	1	2		0	0	0	1001145	0
None	5	20	196	88	1086		200	5	2	1	2		0	0	0	1001145	0
None	5	10	215	88	1159		0	5	2	1	10		0	0	0	1002619	0
None	5	10	215	88	1159		0	5	2	1	10		0	0	0	1003036	0
None	5	10	216	88	1057		3	20	20	1	3		0	0	0	999530	0
None	5	20	216	88	1175		200	20	20	1	3		0	0	0	999530	0
None	5	10	216	88	1057		3	20	20	1	3		0	0	0	1003484	0
None	5	20	216	88	1175		200	20	20	1	3		0	0	0	1003484	0
None	5	10	217	88	1057		3	20	20	1	3		0	0	0	1003634	0
None	5	20	217	88	1175		200	20	20	1	3		0	0	0	1003634	0
None	5	10	218	88	1057		3	20	20	1	3	100	0	0	0	999748	19600
None	5	20	218	88	1175		200	20	20	1	3		0	0	0	999748	19600
None	5	50	218	88	1057		3	20	20	1	3		0	0	0	999748	0
None	5	10	766	88	1059		5	20	20	1	5		0	0	0	1000751	0
None	5	10	766	88	1059		5	20	20	1	5		0	0	0	1000797	0
None	5	10	766	88	1059		5	20	20	1	5		0	0	0	1001652	0
None	5	10	767	88	1059		5	20	20	1	5		0	0	0	1001988	0
None	5	10	768	88	1060		6	20	20	1	6		0	0	0	1002416	0
None	5	10	769	88	1060		6	20	20	1	6		0	0	0	1001937	0
None	5	10	774	88	1077	2235	9	5	2	1	8		0	0	0	1002627	0
None	5	10	776	88	1059		5	2	2	1	5		0	0	0	1002957	0
None	5	10	788	88	1056		2	5	2	1	2		0	0	0	1001108	0
None	5	20	788	88	1086		200	5	2	1	2		0	0	0	1001108	0
None	5	10	788	88	1056		2	5	2	1	2		0	0	0	1002129	0

None	5	20	788	88	1086		200	5	2	1	2		0	0	0	1002129	0
None	5	10	788	88	1056		2	5	2	1	2		0	0	0	1003586	0
None	5	20	788	88	1086		200	5	2	1	2		0	0	0	1003586	0
None	5	10	789	88	1180		1	5	2	1	1		0	0	0	1001808	0
None	5	10	791	88	1057		3	5	2	1	3		0	0	0	1002236	0
None	5	20	791	88	1175		200	5	2	1	3		0	0	0	1002236	0
None	5	10	792	88	1057		3	5	2	1	3		0	0	0	1001166	0
None	5	20	792	88	1175		200	5	2	1	3		0	0	0	1001166	0
None	5	10	794	88	1076	2235	9	5	2	1	8		0	0	0	1001203	0
None	5	10	794	88	1078	2235	9	5	2	1	8		0	0	0	1002841	0
None	5	10	794	88	1082		9	5	2	1	8		0	0	0	1002272	0
None	5	10	795	88	1057		3	5	2	1	3		0	0	0	1000602	0
None	5	20	795	88	1175		200	5	2	1	3		0	0	0	1000602	0
None	5	10	831	88	1060		6	20	20	1	6		0	0	0	1000583	0
None	5	10	832	88	1159		0	5	2	1	10		0	0	0	1002227	0
None	5	10	832	88	1159		0	5	2	1	10		0	0	0	1002253	0
None	5	10	833	88	1059		5	20	20	1	5		0	0	0	999869	0
None	5	10	833	88	1059		5	20	20	1	5		0	0	0	999871	0
None	5	10	833	88	1059		5	20	20	1	5		0	0	0	999872	0
None	5	10	833	88	1059		5	20	20	1	5		0	0	0	1000347	0
None	5	10	833	88	1059		5	20	20	1	5		0	0	0	1000616	0
None	5	10	833	88	1059		5	20	20	1	5		0	0	0	1001950	0
None	5	10	834	88	1059		5	20	20	1	5		0	0	0	999487	0
None	5	10	834	88	1059		5	20	20	1	5		0	0	0	1001556	0
None	5	10	1291	88	1060		6	20	20	1	6		0	0	0	1002274	0
None	5	10	835	88	1060		6	20	20	1	6		0	0	0	1000762	0
None	5	10	835	88	1060		6	20	20	1	6		0	0	0	1002452	0
None	5	10	835	88	1060		6	20	20	1	6		0	0	0	1003831	0
None	5	10	836	88	1060		6	20	20	1	6		0	0	0	1001849	0
None	5	10	838	88	1056		2	5	2	1	2		0	0	0	1001100	0
None	5	20	838	88	1086		200	5	2	1	2		0	0	0	1001100	0
None	5	10	839	88	1056		2	5	2	1	2		0	0	0	1001902	0
None	5	20	839	88	1086		200	5	2	1	2		0	0	0	1001902	0
None	5	10	1116	88	1159		0	5	2	1	10		0	0	0	1000281	0
None	5	10	843	88	1057		3	5	2	1	3		0	0	0	1000339	0
None	5	20	843	88	1175		200	5	2	1	3		0	0	0	1000339	0
None	5	10	844	88	1057		3	5	2	1	3		0	0	0	1002620	0
None	5	20	844	88	1175		200	5	2	1	3		0	0	0	1002620	0
None	5	10	845	88	1057		3	5	2	1	3		0	0	0	1001153	0
None	5	20	845	88	1175		200	5	2	1	3		0	0	0	1001153	0
None	5	10	845	88	1057		3	5	2	1	3		0	0	0	1002904	0
None	5	20	845	88	1175		200	5	2	1	3		0	0	0	1002904	0
None	5	10	845	88	1057		3	5	2	1	3		0	0	0	1002952	0
None	5	20	845	88	1175		200	5	2	1	3		0	0	0	1002952	0
None	5	10	846	88	1084		9	5	2	1	8		0	0	0	1003824	0
None	5	10	847	88	1057		3	5	2	1	3		0	0	0	1000770	0
None	5	20	847	88	1175		200	5	2	1	3		0	0	0	1000770	0
None	5	10	862	88	1059		5	20	20	1	5		0	0	0	1002021	0
None	5	10	863	88	1060		6	20	20	1	6		0	0	0	1000613	0
None	5	10	891	88	1059		5	20	20	1	5		0	0	0	999970	0
None	5	10	891	88	1059		5	20	20	1	5		0	0	0	1000606	0
None	5	10	891	88	1059		5	20	20	1	5		0	0	0	1002153	0
None	5	10	891	88	1059		5	20	20	1	5		0	0	0	1003966	0
None	5	10	891	88	1059		5	20	20	1	5		0	0	0	1003967	0
None	5	10	891	88	1059		5	20	20	1	5		0	0	0	1003968	0
None	5	10	891	88	1059		5	20	20	1	5		0	0	0	1003969	0
None	5	10	891	88	1059		5	20	20	1	5		0	0	0	1003970	0
None	5	10	892	88	1059		5	20	20	1	5		0	0	0	1002116	0
None	5	10	893	88	1060		6	20	20	1	6		0	0	0	999533	0
None	5	10	893	88	1060		6	20	20	1	6		0	0	0	1000756	0
None	5	10	893	88	1060		6	20	20	1	6		0	0	0	1001788	0
None	5	10	894	88	1060		6	20	20	1	6		0	0	0	1001836	0
None	5	10	900	88	1057		3	5	2	1	3		0	0	0	1001993	0
None	5	20	900	88	1175		200	5	2	1	3		0	0	0	1001993	0
None	5	10	902	88	1057		3	5	2	1	3		0	0	0	1001392	0
None	5	20	902	88	1175		200	5	2	1	3		0	0	0	1001392	0
None	5	10	902	88	1057		3	5	2	1	3		0	0	0	1001616	0
None	5	20	902	88	1175		200	5	2	1	3		0	0	0	1001616	0
None	5	10	903	88	1073	2235	9	5	2	1	8		0	0	0	1001946	0
None	5	10	904	88	1057		3	5	2	1	3		0	0	0	1001626	0
None	5	20	904	88	1175		200	5	2	1	3		0	0	0	1001626	0
None	5	10	180	96	1059		5	20	20	1	5		0	0	0	1003304	0
None	5	10	193	96	1057		3	5	2	1	3	99	0	0	0	1003645	0
None	5	50	193	96	1057		3	5	2	1	3		0	0	0	1003645	0
None	5	10	195	96	1057		3	5	2	1	3	99	0	0	0	1000584	0
None	5	50	195	96	1057		3	5	2	1	3		0	0	0	1000584	0
None	5	10	767	96	1059		5	20	20	1	5		0	0	0	999609	0
None	5	10	833	96	1059		5	20	20	1	5		0	0	0	1001982	0
None	5	10	179	97	1159		0	5	2	1	10		0	0	0	1003308	0
None	5	10	179	97	1159		0	5	2	1	10		0	0	0	1003477	0
None	5	10	180	97	1059		5	20	20	1	5	100	0	0	0	999509	0
None	5	50	180	97	1059			20	20	1	5		0	0	0	999509	0
None	5	10	180	97	1059		5	20	20	1	5	100	0	0	0	999557	0
None	5	50	180	97	1059			20	20	1	5		0	0	0	999557	0
None	5	10	180	97	1059		5	20	20	1	5	100	0	0	0	1000344	79803.28
None	5	50	180	97	1059			20	20	1	5		0	0	0	1000344	0
None	5	10	180	97	1059		5	20	20	1	5	100	0	0	0	1001208	0
None	5	50	180	97	1059			20	20	1	5		0	0	0	1001208	0
None	5	10	180	97	1059		5	20	20	1	5	100	0	0	0	1001210	0
None	5	50	180	97	1059			20	20	1	5		0	0	0	1001210	0
None	5	10	180	97	1059		5	20	20	1	5	100	0	0	0	1001396	0
None	5	50	180	97	1059			20	20	1	5		0	0	0	1001396	0

None	5	10	180	97	1059	5	20	20	1	5	100	0	0	0	1001425	0
None	5	50	180	97	1059		20	20	1	5		0	0	0	1001425	0
None	5	10	180	97	1059	5	20	20	1	5	100	0	0	0	1001762	-88084.1
None	5	50	180	97	1059		20	20	1	5		0	0	0	1001762	0
None	5	10	180	97	1059	5	20	20	1	5	100	0	0	0	1001767	0
None	5	50	180	97	1059		20	20	1	5		0	0	0	1001767	0
None	5	10	180	97	1059	5	20	20	1	5	100	0	0	0	1001786	0
None	5	50	180	97	1059		20	20	1	5		0	0	0	1001786	0
None	5	10	180	97	1059	5	20	20	1	5	100	0	0	0	1001791	0
None	5	50	180	97	1059		20	20	1	5		0	0	0	1001791	0
None	5	10	180	97	1059	5	20	20	1	5	100	0	0	0	1001871	0
None	5	50	180	97	1059		20	20	1	5		0	0	0	1001871	0
None	5	10	180	97	1059	5	20	20	1	5	100	0	0	0	1002238	0
None	5	50	180	97	1059		20	20	1	5		0	0	0	1002238	0
None	5	10	180	97	1059	5	20	20	1	5	100	0	0	0	1002660	0
None	5	50	180	97	1059		20	20	1	5		0	0	0	1002660	0
None	5	10	180	97	1059	5	20	20	1	5	100	0	0	0	1003113	155444.9
None	5	50	180	97	1059		20	20	1	5		0	0	0	1003113	0
None	5	10	180	97	1059	5	20	20	1	5	100	0	0	0	1003114	0
None	5	50	180	97	1059		20	20	1	5		0	0	0	1003114	0
None	5	10	181	97	1059	5	20	20	1	5	100	0	0	0	999578	0
None	5	50	181	97	1059		20	20	1	5		0	0	0	999578	0
None	5	10	181	97	1059	5	20	20	1	5	100	0	0	0	1002245	0
None	5	50	181	97	1059		20	20	1	5		0	0	0	1002245	0
None	5	10	181	97	1059	5	20	20	1	5	100	0	0	0	1002246	0
None	5	50	181	97	1059		20	20	1	5		0	0	0	1002246	0
None	5	10	181	97	1059	5	20	20	1	5	100	0	0	0	1002607	0
None	5	50	181	97	1059	5	20	20	1	5		0	0	0	1002607	0
None	5	10	181	97	1059	5	20	20	1	5	100	0	0	0	1003326	-3571.61
None	5	50	181	97	1059		20	20	1	5		0	0	0	1003326	0
None	5	10	181	97	1059	5	20	20	1	5	100	0	0	0	1003476	203.72
None	5	50	181	97	1059		20	20	1	5		0	0	0	1003476	0
None	5	10	1233	97	1060	6	20	20	1	6	100	0	0	0	1001800	0
None	5	50	1233	97	1060	6	20	20	1	6		0	0	0	1001800	0
None	5	10	1233	97	1060	6	20	20	1	6	100	0	0	0	1002917	2503.13
None	5	50	1233	97	1060		20	20	1	6		0	0	0	1002917	0
None	5	10	182	97	1060	6	20	20	1	6	100	0	0	0	999730	-11050.3
None	5	50	182	97	1060		20	20	1	6		0	0	0	999730	0
None	5	10	182	97	1060	6	20	20	1	6	100	0	0	0	999740	-903.63
None	5	50	182	97	1060		20	20	1	6		0	0	0	999740	0
None	5	10	182	97	1060	6	20	20	1	6	100	0	0	0	1000563	433935.3
None	5	50	182	97	1060		20	20	1	6		0	0	0	1000563	0
None	5	10	182	97	1060	6	20	20	1	6	100	0	0	0	1000723	0
None	5	50	182	97	1060		20	20	1	6		0	0	0	1000723	0
None	5	10	182	97	1060	6	20	20	1	6	100	0	0	0	1001801	0
None	5	50	182	97	1060	6	20	20	1	6		0	0	0	1001801	0
None	5	10	182	97	1060	6	20	20	1	6	100	0	0	0	1002017	0
None	5	50	182	97	1060		20	20	1	6		0	0	0	1002017	0
None	5	10	182	97	1060	6	20	20	1	6	100	0	0	0	1002350	0
None	5	50	182	97	1060		20	20	1	6		0	0	0	1002350	0
None	5	10	182	97	1060	6	20	20	1	6	100	0	0	0	1002615	0
None	5	50	182	97	1060	6	20	20	1	6		0	0	0	1002615	0
None	5	10	182	97	1060	6	20	20	1	6	100	0	0	0	1002616	0
None	5	50	182	97	1060	6	20	20	1	6		0	0	0	1002616	0
None	5	10	182	97	1060	6	20	20	1	6	100	0	0	0	1002899	0
None	5	50	182	97	1060		20	20	1	6		0	0	0	1002899	0
None	5	10	182	97	1060	6	20	20	1	6	100	0	0	0	1003600	0
None	5	50	182	97	1060		20	20	1	6		0	0	0	1003600	0
None	5	10	184	97	1060	6	20	20	1	6	100	0	0	0	1000709	0
None	5	50	184	97	1060		20	20	1	6		0	0	0	1000709	0
None	5	10	184	97	1060	6	20	20	1	6	100	0	0	0	1000733	594843.5
None	5	50	184	97	1060		20	20	1	6		0	0	0	1000733	0
None	5	10	184	97	1060	6	20	20	1	6	100	0	0	0	1000734	0
None	5	50	184	97	1060		20	20	1	6		0	0	0	1000734	0
None	5	10	184	97	1060	6	20	20	1	6	100	0	0	0	1001142	0
None	5	50	184	97	1060		20	20	1	6		0	0	0	1001142	0
None	5	10	184	97	1060	6	20	20	1	6	100	0	0	0	1001820	0
None	5	50	184	97	1060		20	20	1	6		0	0	0	1001820	0
None	5	10	184	97	1060	6	20	20	1	6	100	0	0	0	1002442	0
None	5	50	184	97	1060		20	20	1	6		0	0	0	1002442	0
None	5	10	185	97	1073	9	20	20	1	8		0	0	0	1000518	0
None	5	10	186	97	1056	2	5	2	1	2	100	0	0	0	1003465	-3108.85
None	5	50	186	97	1056		5	2	1	2		0	0	0	1003465	0
None	5	10	187	97	1056	2	5	2	1	2	100	0	0	0	1003667	-4005.97
None	5	50	187	97	1056		5	2	1	2		0	0	0	1003667	0
None	5	10	187	97	1056	2	5	2	1	2	100	0	0	0	1003676	-775.73
None	5	50	187	97	1056	2	5	2	1	2		0	0	0	1003676	0
None	5	10	188	97	1176	1	5	2	1	1	100	0	0	0	1001168	-31.97
None	5	50	188	97	1176		5	2	1	1		0	0	0	1001168	0
None	5	10	188	97	1176	1	5	2	1	1	100	0	0	0	1003552	-145.46
None	5	50	188	97	1176		5	2	1	1		0	0	0	1003552	0
None	5	10	191	97	1057	3	5	2	1	3	100	0	0	0	1000517	-6109.12
None	5	50	191	97	1057		5	2	1	3		0	0	0	1000517	0
None	5	10	191	97	1057	3	5	2	1	3	100	0	0	0	1001797	0
None	5	50	191	97	1057		5	2	1	3		0	0	0	1001797	0
None	5	10	191	97	1057	3	5	2	1	3	100	0	0	0	1002139	0
None	5	50	191	97	1057	3	5	2	1	3		0	0	0	1002139	0
None	5	10	191	97	1057	3	5	2	1	3	100	0	0	0	1002613	0
None	5	50	191	97	1057	3	5	2	1	3		0	0	0	1002613	0
None	5	10	191	97	1057	3	5	2	1	3	100	0	0	0	1003636	0
None	5	50	191	97	1057	3	5	2	1	3		0	0	0	1003636	0
None	5	10	192	97	1057	3	5	2	1	3	100	0	0	0	1002922	18229.95

None	5	50	192	97	1057			5	2	1	3		0	0	0	1002922	0
None	5	10	193	97	1057		3	5	2	1	3	100	0	0	0	999517	0
None	5	50	193	97	1057			5	2	1	3		0	0	0	999517	0
None	5	10	193	97	1057		3	5	2	1	3	100	0	0	0	1001628	0
None	5	50	193	97	1057			5	2	1	3		0	0	0	1001628	0
None	5	10	193	97	1057		3	5	2	1	3	100	0	0	0	1001803	0
None	5	50	193	97	1057			5	2	1	3		0	0	0	1001803	0
None	5	10	193	97	1057		3	5	2	1	3	100	0	0	0	1002157	0
None	5	50	193	97	1057			5	2	1	3		0	0	0	1002157	0
None	5	10	193	97	1057		3	5	2	1	3	100	0	0	0	1003677	-94.4
None	5	50	193	97	1057		3	5	2	1	3		0	0	0	1003677	0
None	5	10	194	97	1082	2235	9	5	2	1	8		0	0	0	1000803	0
None	5	10	195	97	1057		3	5	2	1	3	100	0	0	0	1000727	0
None	5	50	195	97	1057			5	2	1	3		0	0	0	1000727	0
None	5	10	195	97	1057		3	5	2	1	3	100	0	0	0	1001394	0
None	5	50	195	97	1057			5	2	1	3		0	0	0	1001394	0
None	5	10	195	97	1057		3	5	2	1	3	100	0	0	0	1001799	0
None	5	50	195	97	1057		3	5	2	1	3		0	0	0	1001799	0
None	5	10	195	97	1057		3	5	2	1	3	100	0	0	0	1002923	15736.02
None	5	50	195	97	1057			5	2	1	3		0	0	0	1002923	0
None	5	10	196	97	1056		2	5	2	1	2	100	0	0	0	1001729	0
None	5	50	196	97	1056			5	2	1	2		0	0	0	1001729	0
None	5	10	196	97	1056		2	5	2	1	2	100	0	0	0	1003665	-146.14
None	5	50	196	97	1056		2	5	2	1	2		0	0	0	1003665	0
None	5	10	216	97	1059		5	20	20	1	5	100	0	0	0	1003139	2792.31
None	5	50	216	97	1059		3	20	20	1	5		0	0	0	1003139	0
None	5	10	218	97	1073		9	20	20	1	8		0	0	0	1003179	0
None	5	10	791	97	1057		3	5	2	1	3	100	0	0	0	1002022	-10.5
None	5	10	831	97	1060		6	20	20	1	6	100	0	0	0	1002008	-8.6
None	5	50	831	97	1060			20	20	1	6		0	0	0	1002008	0
None	5	10	832	97	1159		0	5	2	1	10		0	0	0	999559	0
None	5	10	832	97	1159		0	5	2	1	10		0	0	0	1000710	0
None	5	10	833	97	1059		5	20	20	1	5	100	0	0	0	999873	29126.9
None	5	50	833	97	1059			20	20	1	5		0	0	0	999873	0
None	5	10	833	97	1059		5	20	20	1	5	100	0	0	0	999874	18350.78
None	5	50	833	97	1059			20	20	1	5		0	0	0	999874	0
None	5	10	833	97	1059		5	20	20	1	5	100	0	0	0	999875	4690.02
None	5	50	833	97	1059			20	20	1	5		0	0	0	999875	0
None	5	10	833	97	1059		5	20	20	1	5	100	0	0	0	999876	10052.11
None	5	50	833	97	1059			20	20	1	5		0	0	0	999876	0
None	5	10	833	97	1059		5	20	20	1	5	100	0	0	0	999877	9121.78
None	5	50	833	97	1059			20	20	1	5		0	0	0	999877	0
None	5	10	833	97	1059		5	20	20	1	5	100	0	0	0	999878	8566.74
None	5	50	833	97	1059			20	20	1	5		0	0	0	999878	0
None	5	10	833	97	1059		5	20	20	1	5	100	0	0	0	999879	878.74
None	5	50	833	97	1059			20	20	1	5		0	0	0	999879	0
None	5	10	833	97	1059		5	20	20	1	5	100	0	0	0	999880	679.99
None	5	50	833	97	1059			20	20	1	5		0	0	0	999880	0
None	5	10	833	97	1059		5	20	20	1	5	100	0	0	0	999883	591.62
None	5	50	833	97	1059			20	20	1	5		0	0	0	999883	0
None	5	10	833	97	1059		5	20	20	1	5	100	0	0	0	999884	502.77
None	5	50	833	97	1059			20	20	1	5		0	0	0	999884	0
None	5	10	833	97	1059		5	20	20	1	5	100	0	0	0	999885	2484.27
None	5	50	833	97	1059			20	20	1	5		0	0	0	999885	0
None	5	10	833	97	1059		5	20	20	1	5	100	0	0	0	999886	509.53
None	5	50	833	97	1059			20	20	1	5		0	0	0	999886	0
None	5	10	833	97	1059		5	20	20	1	5	100	0	0	0	1001209	68836.04
None	5	50	833	97	1059			20	20	1	5		0	0	0	1001209	0
None	5	10	833	97	1059		5	20	20	1	5	100	0	0	0	1002009	-79837.2
None	5	50	833	97	1059			20	20	1	5		0	0	0	1002009	0
None	5	10	833	97	1059		5	20	20	1	5	100	0	0	0	1002898	12282.73
None	5	50	833	97	1059			20	20	1	5		0	0	0	1002898	0
None	5	10	834	97	1059		5	20	20	1	5	100	0	0	0	999471	1502.16
None	5	50	834	97	1059			20	20	1	5		0	0	0	999471	0
None	5	10	834	97	1059		5	20	20	1	5	100	0	0	0	1000712	-85374.6
None	5	50	834	97	1059			20	20	1	5		0	0	0	1000712	0
None	5	10	1291	97	1060		6	20	20	1	6	100	0	0	0	1000711	-227
None	5	50	1291	97	1060			20	20	1	6		0	0	0	1000711	0
None	5	10	835	97	1060		6	20	20	1	6	100	0	0	0	1001807	796.57
None	5	50	835	97	1060			20	20	1	6		0	0	0	1001807	0
None	5	10	835	97	1060		6	20	20	1	6	100	0	0	0	1001981	6916.04
None	5	50	835	97	1060			20	20	1	6		0	0	0	1001981	0
None	5	10	835	97	1060		6	20	20	1	6	100	0	0	0	1002158	237199.4
None	5	50	835	97	1060			20	20	1	6		0	0	0	1002158	0
None	5	10	836	97	1060		6	20	20	1	6	100	0	0	0	1001143	745312.9
None	5	50	836	97	1060			20	20	1	6		0	0	0	1001143	0
None	5	10	838	97	1056		2	5	2	1	2	100	0	0	0	1002897	-107.31
None	5	50	838	97	1056			5	2	1	2		0	0	0	1002897	0
None	5	10	843	97	1057		3	5	2	1	3	100	0	0	0	1001144	0
None	5	50	843	97	1057			5	2	1	3		0	0	0	1001144	0
None	5	10	844	97	1057		3	5	2	1	3	100	0	0	0	1002132	-1.54
None	5	50	844	97	1057			5	2	1	3		0	0	0	1002132	0
None	5	10	845	97	1057		3	5	2	1	3	100	0	0	0	999838	-92.05
None	5	50	845	97	1057			5	2	1	3		0	0	0	999838	0
None	5	10	845	97	1057		3	5	2	1	3	100	0	0	0	1001710	0
None	5	50	845	97	1057			5	2	1	3		0	0	0	1001710	0
None	5	10	845	97	1057		3	5	2	1	3	100	0	0	0	1003112	-47.55
None	5	50	845	97	1057			5	2	1	3		0	0	0	1003112	0
None	5	10	846	97	1082		9	5	2	1	8		0	0	0	1003832	0
None	5	10	847	97	1057		3	5	2	1	3	100	0	0	0	1002133	0
None	5	50	847	97	1057			5	2	1	3		0	0	0	1002133	0
None	5	10	1293	97	1060		6	20	20	1	6	100	0	0	0	1002614	0

None	5	50	1293	97	1060	6	20	20	1	6		0	0	0	1002614	0
None	5	10	863	97	1060	6	20	20	1	6	100	0	0	0	1003632	0
None	5	50	863	97	1060		20	20	1	6		0	0	0	1003632	0
None	5	10	891	97	1059	5	20	20	1	5	100	0	0	0	1000736	517038.5
None	5	50	891	97	1059		20	20	1	5		0	0	0	1000736	0
None	5	10	891	97	1059	5	20	20	1	5	100	0	0	0	1001395	-8499.97
None	5	50	891	97	1059		20	20	1	5		0	0	0	1001395	0
None	5	10	891	97	1059	5	20	20	1	5	100	0	0	0	1003631	3044.16
None	5	50	891	97	1059		20	20	1	5		0	0	0	1003631	0
None	5	10	891	97	1059	5	20	20	1	5	100	0	0	0	1003972	17604.38
None	5	50	891	97	1059		20	20	1	5		0	0	0	1003972	0
None	5	10	891	97	1059	5	20	20	1	5	100	0	0	0	1003973	10521.96
None	5	50	891	97	1059		20	20	1	5		0	0	0	1003973	0
None	5	10	891	97	1059	5	20	20	1	5	100	0	0	0	1003974	7181.95
None	5	50	891	97	1059		20	20	1	5		0	0	0	1003974	0
None	5	10	891	97	1059	5	20	20	1	5	100	0	0	0	1003975	6269.94
None	5	50	891	97	1059		20	20	1	5		0	0	0	1003975	0
None	5	10	891	97	1059	5	20	20	1	5	100	0	0	0	1003980	7978.38
None	5	50	891	97	1059		20	20	1	5		0	0	0	1003980	0
None	5	10	891	97	1059	5	20	20	1	5	100	0	0	0	1003981	5261.07
None	5	50	891	97	1059		20	20	1	5		0	0	0	1003981	0
None	5	10	891	97	1059	5	20	20	1	5	100	0	0	0	1003984	2168.88
None	5	50	891	97	1059		20	20	1	5		0	0	0	1003984	0
None	5	10	891	97	1059	5	20	20	1	5	100	0	0	0	1003985	1455.78
None	5	50	891	97	1059		20	20	1	5		0	0	0	1003985	0
None	5	10	892	97	1059	5	20	20	1	5	100	0	0	0	999558	-2219
None	5	50	892	97	1059		20	20	1	5		0	0	0	999558	0
None	5	10	892	97	1059	5	20	20	1	5	100	0	0	0	1002216	-3222.25
None	5	50	892	97	1059		20	20	1	5		0	0	0	1002216	0
None	5	10	1295	97	1060	6	20	20	1	6	100	0	0	0	1000772	-233.98
None	5	50	1295	97	1060	6	20	20	1	6		0	0	0	1000772	0
None	5	10	893	97	1060	6	20	20	1	6	100	0	0	0	999588	-259.64
None	5	50	893	97	1060		20	20	1	6		0	0	0	999588	0
None	5	10	893	97	1060	6	20	20	1	6	100	0	0	0	1000543	49091.7
None	5	50	893	97	1060		20	20	1	6		0	0	0	1000543	0
None	5	10	893	97	1060	6	20	20	1	6	100	0	0	0	1003633	21
None	5	50	893	97	1060		20	20	1	6		0	0	0	1003633	0
None	5	10	894	97	1059	5	20	20	1	5	100	0	0	0	1000963	0.42
None	5	50	894	97	1059		20	20	1	5		0	0	0	1000963	0
None	5	10	894	97	1059	5	20	20	1	5	100	0	0	0	1000967	0
None	5	50	894	97	1059		20	20	1	5		0	0	0	1000967	0
None	5	10	894	97	1059	5	20	20	1	5	100	0	0	0	1000972	0
None	5	50	894	97	1059		20	20	1	5		0	0	0	1000972	0
None	5	10	894	97	1059	5	20	20	1	5	100	0	0	0	1000973	0
None	5	50	894	97	1059		20	20	1	5		0	0	0	1000973	0
None	5	10	894	97	1059	5	20	20	1	5	100	0	0	0	1000976	0
None	5	50	894	97	1059		20	20	1	5		0	0	0	1000976	0
None	5	10	894	97	1059	5	20	20	1	5	100	0	0	0	1000977	0
None	5	50	894	97	1059		20	20	1	5		0	0	0	1000977	0
None	5	10	894	97	1059	5	20	20	1	5	100	0	0	0	1000980	0
None	5	50	894	97	1059		20	20	1	5		0	0	0	1000980	0
None	5	10	894	97	1059	5	20	20	1	5	100	0	0	0	1000983	0
None	5	50	894	97	1059		20	20	1	5		0	0	0	1000983	0
None	5	10	894	97	1059	5	20	20	1	5	100	0	0	0	1000984	0
None	5	50	894	97	1059		20	20	1	5		0	0	0	1000984	0
None	5	10	894	97	1060	6	20	20	1	6	100	0	0	0	1002891	173090.1
None	5	50	894	97	1060		20	20	1	6		0	0	0	1002891	0
None	5	10	900	97	1057	3	5	2	1	3	100	0	0	0	1003626	-359.34
None	5	50	900	97	1057		5	2	1	3		0	0	0	1003626	0
None	5	10	902	97	1057	3	5	2	1	3	100	0	0	0	999560	-7464.61
None	5	50	902	97	1057		5	2	1	3		0	0	0	999560	0
None	5	10	179	89	1159	0	5	2	1	10		0	0	0	1001167	0
None	5	10	179	89	1159	0	5	2	1	10		0	0	0	1003651	0
None	5	10	180	89	1059	5	20	20	1	5		0	0	0	999518	0
None	5	10	180	89	1059	5	20	20	1	5		0	0	0	999574	0
None	5	10	180	89	1059	5	20	20	1	5		0	0	0	1000540	0
None	5	10	180	89	1059	5	20	20	1	5		0	0	0	1000625	0
None	5	10	180	89	1059	5	20	20	1	5		0	0	0	1000716	0
None	5	10	180	89	1059	5	20	20	1	5		0	0	0	1001206	0
None	5	10	180	89	1059	5	20	20	1	5		0	0	0	1001398	0
None	5	10	180	89	1059	5	20	20	1	5		0	0	0	1001722	0
None	5	10	180	89	1059	5	20	20	1	5		0	0	0	1002248	0
None	5	10	180	89	1059	5	20	20	1	5		0	0	0	1002249	0
None	5	10	180	89	1059	5	20	20	1	5		0	0	0	1002461	0
None	5	10	180	89	1059	5	20	20	1	5		0	0	0	1002639	0
None	5	10	180	89	1059	5	20	20	1	5		0	0	0	1003388	0
None	5	10	180	89	1059	5	20	20	1	5		0	0	0	1003391	0
None	5	10	180	89	1059	5	20	20	1	5		0	0	0	1003392	0
None	5	10	180	89	1059	5	20	20	1	5		0	0	0	1003395	0
None	5	10	181	89	1059	5	20	20	1	5		0	0	0	999562	0
None	5	10	181	89	1059	5	20	20	1	5		0	0	0	999756	0
None	5	10	181	89	1059	5	20	20	1	5		0	0	0	1000624	0
None	5	10	181	89	1059	5	20	20	1	5		0	0	0	1000739	0
None	5	10	181	89	1059	5	20	20	1	5		0	0	0	1001558	0
None	5	10	181	89	1059	5	20	20	1	5		0	0	0	1001802	0
None	5	10	181	89	1059	5	20	20	1	5		0	0	0	1003297	0
None	5	10	181	89	1059	5	20	20	1	5		0	0	0	1003396	0
None	5	10	1233	89	1060	6	20	20	1	6		0	0	0	999953	0
None	5	10	1233	89	1060	6	20	20	1	6		0	0	0	1002912	0
None	5	10	182	89	1060	6	20	20	1	6		0	0	0	999561	0
None	5	10	182	89	1060	6	20	20	1	6		0	0	0	999839	0
None	5	10	182	89	1060	6	20	20	1	6		0	0	0	999946	0

None	5	10	182	89	1060		6	20	20	1	6	0	0	0	1000539	0
None	5	10	182	89	1060		6	20	20	1	6	0	0	0	1000738	0
None	5	10	182	89	1060		6	20	20	1	6	0	0	0	1001742	0
None	5	10	182	89	1060		6	20	20	1	6	0	0	0	1002244	0
None	5	10	182	89	1060		6	20	20	1	6	0	0	0	1002287	0
None	5	10	182	89	1060		6	20	20	1	6	0	0	0	1002626	0
None	5	10	182	89	1060		6	20	20	1	6	0	0	0	1002878	0
None	5	10	182	89	1060		6	20	20	1	6	0	0	0	1003389	0
None	5	10	182	89	1060		6	20	20	1	6	0	0	0	1003612	0
None	5	10	182	89	1060		6	20	20	1	6	0	0	0	1003678	0
None	5	10	184	89	1060		6	20	20	1	6	0	0	0	999579	0
None	5	10	184	89	1060		6	20	20	1	6	0	0	0	1001570	0
None	5	10	184	89	1060		6	20	20	1	6	0	0	0	1001572	0
None	5	10	184	89	1060		6	20	20	1	6	0	0	0	1001720	0
None	5	10	184	89	1060		6	20	20	1	6	0	0	0	1001766	0
None	5	10	184	89	1060		6	20	20	1	6	0	0	0	1002241	0
None	5	10	185	89	1060		6	20	20	1	6	0	0	0	1003330	0
None	5	10	185	89	1076		9	20	20	1	6	0	0	0	1003327	0
None	5	10	185	89	1080		9	20	20	1	6	0	0	0	1003305	0
None	5	10	185	89	1083	2235	9	20	20	1	8	0	0	0	999739	0
None	5	10	186	89	1056		2	5	2	1	2	0	0	0	1002624	0
None	5	20	186	89	1086		200	5	2	1	2	0	0	0	1002624	0
None	5	10	187	89	1056		2	5	2	1	2	0	0	0	1001159	0
None	5	20	187	89	1086		200	5	2	1	2	0	0	0	1001159	0
None	5	10	187	89	1056		2	5	2	1	2	0	0	0	1001211	0
None	5	20	187	89	1086		200	5	2	1	2	0	0	0	1001211	0
None	5	10	188	89	1176		1	5	2	1	1	0	0	0	999703	0
None	5	10	190	89	1159		0	5	2	1	10	0	0	0	1003681	0
None	5	10	191	89	1057		3	5	2	1	3	0	0	0	1001207	0
None	5	20	191	89	1175		200	5	2	1	3	0	0	0	1001207	0
None	5	10	191	89	1057		3	5	2	1	3	0	0	0	1001874	0
None	5	20	191	89	1175		200	5	2	1	3	0	0	0	1001874	0
None	5	10	191	89	1057		3	5	2	1	3	0	0	0	1002962	0
None	5	20	191	89	1175		200	5	2	1	3	0	0	0	1002962	0
None	5	10	191	89	1057		3	5	2	1	3	0	0	0	1003387	0
None	5	20	191	89	1175		200	5	2	1	3	0	0	0	1003387	0
None	5	10	192	89	1057		3	5	2	1	3	0	0	0	999727	0
None	5	20	192	89	1175		200	5	2	1	3	0	0	0	999727	0
None	5	10	193	89	1057		3	5	2	1	3	0	0	0	1001365	0
None	5	20	193	89	1175		200	5	2	1	3	0	0	0	1001365	0
None	5	10	193	89	1057		3	5	2	1	3	0	0	0	1001397	0
None	5	20	193	89	1175		200	5	2	1	3	0	0	0	1001397	0
None	5	10	194	89	1073	2235	9	5	2	1	8	0	0	0	1003464	0
None	5	10	194	89	1074	2235	9	5	2	1	8	0	0	0	999789	0
None	5	10	194	89	1077		9	5	2	1	8	0	0	0	1002018	0
None	5	10	194	89	1078	2235	9	5	2	1	8	0	0	0	1001764	0
None	5	10	194	89	1079		9	5	2	1	8	0	0	0	1000516	0
None	5	10	194	89	1080		9	5	2	1	8	0	0	0	1003575	0
None	5	10	194	89	1080	2235	9	5	2	1	8	0	0	0	1003808	0
None	5	10	194	89	1081		9	5	2	1	8	0	0	0	1001699	0
None	5	10	194	89	1073		9	5	2	1	8	0	0	0	1003611	0
None	5	10	195	89	1057		3	5	2	1	3	0	0	0	999741	0
None	5	20	195	89	1175		200	5	2	1	3	0	0	0	999741	0
None	5	10	195	89	1057		3	5	2	1	3	0	0	0	1001715	0
None	5	20	195	89	1175		200	5	2	1	3	0	0	0	1001715	0
None	5	10	195	89	1057		3	5	2	1	3	0	0	0	1003615	0
None	5	20	195	89	1175		200	5	2	1	3	0	0	0	1003615	0
None	5	10	215	89	1159		0	5	2	1	10	0	0	0	999744	0
None	5	10	215	89	1159	-1	0	5	2	1	10	0	0	0	1000706	0
None	5	10	215	89	1159		0	5	2	1	10	0	0	0	1003390	0
None	5	10	216	89	1059		5	20	20	1	5	0	0	0	999837	0
None	5	10	216	89	1059		5	20	20	1	5	0	0	0	1003329	0
None	5	10	788	89	1056		2	5	2	1	2	0	0	0	999576	0
None	5	20	788	89	1086		200	5	2	1	2	0	0	0	999576	0
None	5	10	788	89	1056		2	5	2	1	2	0	0	0	1003610	0
None	5	20	788	89	1086		200	5	2	1	2	0	0	0	1003610	0
None	5	10	789	89	1180		1	5	2	1	1	0	0	0	1001687	0
None	5	10	791	89	1057		3	5	2	1	3	0	0	0	1001370	0
None	5	20	791	89	1175		200	5	2	1	3	0	0	0	1001370	0
None	5	10	792	89	1057		3	5	2	1	3	0	0	0	999952	0
None	5	20	792	89	1175		200	5	2	1	3	0	0	0	999952	0
None	5	10	794	89	1073	2235	9	5	2	1	8	0	0	0	999575	0
None	5	10	794	89	1076	2235	9	5	2	1	8	0	0	0	1002243	0
None	5	10	794	89	1079		9	5	2	1	8	0	0	0	1001763	0
None	5	10	794	89	1080		9	5	2	1	8	0	0	0	1003524	0
None	5	10	795	89	1057		3	5	2	1	3	0	0	0	1001213	0
None	5	20	795	89	1175		200	5	2	1	3	0	0	0	1001213	0
None	5	10	832	89	1159		0	5	2	1	10	0	0	0	1003115	0
None	5	10	833	89	1059		5	20	20	1	5	0	0	0	999881	0
None	5	10	833	89	1059		5	20	20	1	5	0	0	0	999882	0
None	5	10	833	89	1059		5	20	20	1	5	0	0	0	1000612	0
None	5	10	833	89	1059		5	20	20	1	5	0	0	0	1000737	0
None	5	10	833	89	1059		5	20	20	1	5	0	0	0	1002638	0
None	5	10	834	89	1059		5	20	20	1	5	0	0	0	1000541	0
None	5	10	834	89	1059		5	20	20	1	5	0	0	0	1001721	0
None	5	10	1291	89	1060		6	20	20	1	6	0	0	0	1002641	0
None	5	10	835	89	1060		6	20	20	1	6	0	0	0	1001655	0
None	5	10	835	89	1060		6	20	20	1	6	0	0	0	1002635	0
None	5	10	835	89	1060		6	20	20	1	6	0	0	0	1003523	0
None	5	10	836	89	1060		6	20	20	1	6	0	0	0	999944	0
None	5	10	843	89	1057		3	5	2	1	3	0	0	0	1002637	0
None	5	20	843	89	1175		200	5	2	1	3	0	0	0	1002637	0

None	5	10	844	89	1057		3	5	2	1	3	0	0	0	1001870	0
None	5	20	844	89	1175		200	5	2	1	3	0	0	0	1001870	0
None	5	10	845	89	1057		3	5	2	1	3	0	0	0	1000623	0
None	5	20	845	89	1175		200	5	2	1	3	0	0	0	1000623	0
None	5	10	845	89	1057		3	5	2	1	3	0	0	0	1001853	0
None	5	20	845	89	1175		200	5	2	1	3	0	0	0	1001853	0
None	5	10	845	89	1057		3	5	2	1	3	0	0	0	1003394	0
None	5	20	845	89	1175		200	5	2	1	3	0	0	0	1003394	0
None	5	10	846	89	1078		9	5	2	1	8	0	0	0	1001297	0
None	5	10	846	89	1080		9	5	2	1	8	0	0	0	1001296	0
None	5	10	846	89	1081		9	5	2	1	8	0	0	0	999945	0
None	5	10	847	89	1057		3	5	2	1	3	0	0	0	1002239	0
None	5	20	847	89	1175		200	5	2	1	3	0	0	0	1002239	0
None	5	10	874	89	1084		9	5	2	1	8	0	0	0	1001873	0
None	5	10	891	89	1059		5	20	20	1	5	0	0	0	999577	0
None	5	10	891	89	1059		5	20	20	1	5	0	0	0	1002242	0
None	5	10	891	89	1059		5	20	20	1	5	0	0	0	1003609	0
None	5	10	891	89	1059		5	20	20	1	5	0	0	0	1003971	0
None	5	10	891	89	1059		5	20	20	1	5	0	0	0	1003976	0
None	5	10	891	89	1059		5	20	20	1	5	0	0	0	1003977	0
None	5	10	891	89	1059		5	20	20	1	5	0	0	0	1003978	0
None	5	10	891	89	1059		5	20	20	1	5	0	0	0	1003979	0
None	5	10	891	89	1059		5	20	20	1	5	0	0	0	1003982	0
None	5	10	891	89	1059		5	20	20	1	5	0	0	0	1003983	0
None	5	10	891	89	1059		5	20	20	1	5	0	0	0	1003986	0
None	5	10	891	89	1059		5	20	20	1	5	0	0	0	1003987	0
None	5	10	892	89	1059		5	20	20	1	5	0	0	0	1001898	0
None	5	10	892	89	1059		5	20	20	1	5	0	0	0	1002640	0
None	5	10	893	89	1060		6	20	20	1	6	0	0	0	999481	0
None	5	10	893	89	1060		6	20	20	1	6	0	0	0	999563	0
None	5	10	893	89	1060		6	20	20	1	6	0	0	0	1002240	0
None	5	10	894	89	1059		5	20	20	1	5	0	0	0	1000960	0
None	5	10	894	89	1059		5	20	20	1	5	0	0	0	1000964	0
None	5	10	894	89	1059		5	20	20	1	5	0	0	0	1000965	0
None	5	10	894	89	1059		5	20	20	1	5	0	0	0	1000966	0
None	5	10	894	89	1059		5	20	20	1	5	0	0	0	1000969	0
None	5	10	894	89	1059		5	20	20	1	5	0	0	0	1000970	0
None	5	10	894	89	1059		5	20	20	1	5	0	0	0	1000971	0
None	5	10	894	89	1059		5	20	20	1	5	0	0	0	1000974	0
None	5	10	894	89	1059		5	20	20	1	5	0	0	0	1000975	0
None	5	10	894	89	1059		5	20	20	1	5	0	0	0	1000978	0
None	5	10	894	89	1059		5	20	20	1	5	0	0	0	1000979	0
None	5	10	894	89	1059		5	20	20	1	5	0	0	0	1000982	0
None	5	10	894	89	1060		6	20	20	1	6	0	0	0	1003382	0
None	5	10	896	89	1056		2	5	2	1	2	0	0	0	1002625	0
None	5	20	896	89	1086		200	5	2	1	2	0	0	0	1002625	0
None	5	10	900	89	1057		3	5	2	1	3	0	0	0	1001875	0
None	5	20	900	89	1175		200	5	2	1	3	0	0	0	1001875	0
None	5	10	901	89	1057		3	5	2	1	3	0	0	0	1002144	0
None	5	20	901	89	1175		200	5	2	1	3	0	0	0	1002144	0
None	5	10	903	89	1075	2235	9	5	2	1	8	0	0	0	1003577	0
None	5	10	903	89	1081		9	5	2	1	8	0	0	0	1003576	0
None	5	10	179	90	1159		0	5	2	1	10	0	0	0	1000024	0
None	5	10	179	90	1159		0	5	2	1	10	0	0	0	1001609	0
None	5	10	179	90	1159		0	5	2	1	10	0	0	0	1003733	0
None	5	10	180	90	1059		5	20	20	1	5	0	0	0	1000020	0
None	5	10	180	90	1059		5	20	20	1	5	0	0	0	1000022	0
None	5	10	180	90	1059		5	20	20	1	5	0	0	0	1001121	0
None	5	10	180	90	1059		6	20	20	1	6	0	0	0	1001335	0
None	5	10	180	90	1059		5	20	20	1	5	0	0	0	1001341	0
None	5	10	180	90	1059		5	20	20	1	5	0	0	0	1001541	0
None	5	10	180	90	1059		5	20	20	1	5	0	0	0	1001596	0
None	5	10	180	90	1059		5	20	20	1	5	0	0	0	1002058	0
None	5	10	180	90	1059		5	20	20	1	5	0	0	0	1002071	0
None	5	10	180	90	1059		5	20	20	1	5	0	0	0	1002073	0
None	5	10	180	90	1059		5	20	20	1	5	0	0	0	1002086	0
None	5	10	180	90	1059		5	20	20	1	5	0	0	0	1002090	0
None	5	10	180	90	1059		5	20	20	1	5	0	0	0	1002097	0
None	5	10	180	90	1059		5	20	20	1	5	0	0	0	1002511	0
None	5	10	180	90	1059		5	20	20	1	5	0	0	0	1002723	0
None	5	10	180	90	1059		5	20	20	1	5	0	0	0	1002729	0
None	5	10	180	90	1059		6	20	20	1	6	0	0	0	1003693	0
None	5	10	180	90	1059		5	20	20	1	5	0	0	0	1003694	0
None	5	10	180	90	1059		5	20	20	1	5	0	0	0	1003698	0
None	5	10	180	90	1059		5	20	20	1	5	0	0	0	1003721	0
None	5	10	180	90	1059		5	20	20	1	5	0	0	0	1003722	0
None	5	10	180	90	1059		5	20	20	1	5	0	0	0	1003726	0
None	5	10	180	90	1059		5	20	20	1	5	0	0	0	1003836	0
None	5	10	180	90	1059		5	20	20	1	5	0	0	0	1003837	0
None	5	10	180	90	1059		5	20	20	1	5	0	0	0	1003838	0
None	5	10	181	90	1059		5	20	20	1	5	0	0	0	1000015	0
None	5	10	181	90	1059		5	20	20	1	5	0	0	0	1000023	0
None	5	10	181	90	1059		6	20	20	1	6	0	0	0	1000026	0
None	5	10	181	90	1059		6	20	20	1	6	0	0	0	1002040	0
None	5	10	181	90	1059		5	20	20	1	5	0	0	0	1002096	0
None	5	10	181	90	1059		5	20	20	1	5	0	0	0	1002512	0
None	5	10	181	90	1059		5	20	20	1	5	0	0	0	1002516	0
None	5	10	181	90	1059		5	20	20	1	5	0	0	0	1002519	0
None	5	10	181	90	1059		5	20	20	1	5	0	0	0	1002737	0
None	5	10	181	90	1059		5	20	20	1	5	0	0	0	1003690	0
None	5	10	181	90	1059		5	20	20	1	5	0	0	0	1003702	0
None	5	10	181	90	1059		5	20	20	1	5	0	0	0	1003719	0

None	5	10	181	90	1059		6	20	20	1	6	0	0	0	1003794	0
None	5	10	1233	90	1059		6	20	20	1	6	0	0	0	1003741	0
None	5	10	182	90	1059		6	20	20	1	6	0	0	0	1000012	0
None	5	10	182	90	1059		6	20	20	1	6	0	0	0	1000018	0
None	5	10	182	90	1059		6	20	20	1	6	0	0	0	1000021	0
None	5	10	182	90	1059		6	20	20	1	6	0	0	0	1001124	0
None	5	10	182	90	1059		6	20	20	1	6	0	0	0	1001605	0
None	5	10	182	90	1059		6	20	20	1	6	0	0	0	1002051	0
None	5	10	182	90	1059		6	20	20	1	6	0	0	0	1002052	0
None	5	10	182	90	1059		6	20	20	1	6	0	0	0	1002056	0
None	5	10	182	90	1059		6	20	20	1	6	0	0	0	1002067	0
None	5	10	182	90	1059		6	20	20	1	6	0	0	0	1002509	0
None	5	10	182	90	1059		6	20	20	1	6	0	0	0	1002510	0
None	5	10	182	90	1059		6	20	20	1	6	0	0	0	1003689	0
None	5	10	182	90	1059		6	20	20	1	6	0	0	0	1003732	0
None	5	10	182	90	1059		6	20	20	1	6	0	0	0	1003790	0
None	5	10	182	90	1059		6	20	20	1	6	0	0	0	1003792	0
None	5	10	182	90	1059		6	20	20	1	6	0	0	0	1003793	0
None	5	10	182	90	1059		6	20	20	1	6	0	0	0	1003798	0
None	5	10	184	90	1059		6	20	20	1	6	0	0	0	1000016	0
None	5	10	184	90	1059		6	20	20	1	6	0	0	0	1002047	0
None	5	10	184	90	1059		6	20	20	1	6	0	0	0	1002050	0
None	5	10	184	90	1059		6	20	20	1	6	0	0	0	1002078	0
None	5	10	184	90	1059		6	20	20	1	6	0	0	0	1002083	0
None	5	10	184	90	1059		6	20	20	1	6	0	0	0	1002094	0
None	5	10	184	90	1059		6	20	20	1	6	0	0	0	1003728	0
None	5	10	185	90	1059	2235	5	20	20	1	8	0	0	0	1001119	0
None	5	10	185	90	1059		5	20	20	1	8	0	0	0	1002064	0
None	5	10	186	90	1056		2	5	2	1	2	0	0	0	1002089	0
None	5	20	186	90	1086		200	5	2	1	2	0	0	0	1002089	0
None	5	10	186	90	1056		2	5	2	1	2	0	0	0	1003801	0
None	5	20	186	90	1086		200	5	2	1	2	0	0	0	1003801	0
None	5	10	187	90	1056		2	5	2	1	2	0	0	0	1002518	0
None	5	20	187	90	1086		200	5	2	1	2	0	0	0	1002518	0
None	5	10	187	90	1056		2	5	2	1	2	0	0	0	1002726	0
None	5	20	187	90	1086		200	5	2	1	2	0	0	0	1002726	0
None	5	10	187	90	1056		2	5	2	1	2	0	0	0	1003803	0
None	5	20	187	90	1086		200	5	2	1	2	0	0	0	1003803	0
None	5	10	188	90	1180		1	5	2	1	1	0	0	0	1000003	0
None	5	10	188	90	1180		1	5	2	1	1	0	0	0	1003735	0
None	5	10	189	90	1057		3	5	2	1	6	0	0	0	1003692	0
None	5	20	189	90	1175		200	5	2	1	6	0	0	0	1003692	0
None	5	10	190	90	1159		0	5	2	1	10	0	0	0	1002727	0
None	5	10	191	90	1057		3	5	2	1	3	0	0	0	1001333	0
None	5	20	191	90	1175		200	5	2	1	3	0	0	0	1001333	0
None	5	10	191	90	1057		3	5	2	1	3	0	0	0	1001377	0
None	5	20	191	90	1175		200	5	2	1	3	0	0	0	1001377	0
None	5	10	191	90	1057		3	5	2	1	3	0	0	0	1003734	0
None	5	20	191	90	1175		200	5	2	1	3	0	0	0	1003734	0
None	5	10	191	90	1057		3	5	2	1	3	0	0	0	1003797	0
None	5	20	191	90	1175		200	5	2	1	3	0	0	0	1003797	0
None	5	10	192	90	1057		3	5	2	1	3	0	0	0	999447	0
None	5	20	192	90	1175		200	5	2	1	3	0	0	0	999447	0
None	5	10	192	90	1057		3	5	2	1	3	0	0	0	1002093	0
None	5	20	192	90	1175		200	5	2	1	3	0	0	0	1002093	0
None	5	10	192	90	1057		3	5	2	1	3	0	0	0	1002733	0
None	5	20	192	90	1175		200	5	2	1	3	0	0	0	1002733	0
None	5	10	193	90	1057		3	5	2	1	3	0	0	0	1000005	0
None	5	20	193	90	1175		200	5	2	1	3	0	0	0	1000005	0
None	5	10	193	90	1057		3	5	2	1	3	0	0	0	1000006	0
None	5	20	193	90	1175		200	5	2	1	3	0	0	0	1000006	0
None	5	10	193	90	1057		3	5	2	1	3	0	0	0	1001334	0
None	5	20	193	90	1175		200	5	2	1	3	0	0	0	1001334	0
None	5	10	193	90	1057		3	5	2	1	3	0	0	0	1002077	0
None	5	20	193	90	1175		200	5	2	1	3	0	0	0	1002077	0
None	5	10	193	90	1057		3	5	2	1	3	0	0	0	1002724	0
None	5	20	193	90	1175		200	5	2	1	3	0	0	0	1002724	0
None	5	10	193	90	1057		3	5	2	1	3	0	0	0	1003800	0
None	5	20	193	90	1175		200	5	2	1	3	0	0	0	1003800	0
None	5	10	194	90	1077	2235	9	5	2	1	8	0	0	0	1002088	0
None	5	10	194	90	1077	2235	9	5	2	1	8	0	0	0	1002728	0
None	5	10	194	90	1077	2235	9	5	2	1	8	0	0	0	1003696	0
None	5	10	194	90	1078	2235	9	5	2	1	8	0	0	0	1002081	0
None	5	10	194	90	1078		9	5	2	1	8	0	0	0	1002731	0
None	5	10	194	90	1079		9	5	2	1	8	0	0	0	999448	0
None	5	10	194	90	1079	2235	9	5	2	1	8	0	0	0	1002066	0
None	5	10	194	90	1079	2235	9	5	2	1	8	0	0	0	1002736	0
None	5	10	194	90	1080		9	5	2	1	8	0	0	0	1002730	0
None	5	10	194	90	1080		9	5	2	1	8	0	0	0	1003700	0
None	5	10	194	90	1082		9	5	2	1	8	0	0	0	1000001	0
None	5	10	194	90	1082		9	5	2	1	8	0	0	0	1001610	0
None	5	10	194	90	1083		9	5	2	1	8	0	0	0	1002091	0
None	5	10	194	90	1084		9	5	2	1	8	0	0	0	1003701	0
None	5	10	194	90	1084		9	5	2	1	8	0	0	0	1003731	0
None	5	10	194	90	1084		9	5	2	1	8	0	0	0	1003791	0
None	5	10	194	90	1074		9	5	2	1	8	0	0	0	1002061	0
None	5	10	194	90	1074	2235	9	5	2	1	8	0	0	0	1002070	0
None	5	10	194	90	1074	2235	9	5	2	1	8	0	0	0	1003720	0
None	5	10	1311	90	1057		3	5	2	1	3	0	0	0	1003795	0
None	5	20	1311	90	1175		200	5	2	1	3	0	0	0	1003795	0
None	5	10	195	90	1057		3	5	2	1	3	0	0	0	1001544	0
None	5	20	195	90	1175		200	5	2	1	3	0	0	0	1001544	0

None	5	10	195	90	1057		3	5	2	1	3	0	0	0	1002514	0
None	5	20	195	90	1175		200	5	2	1	3	0	0	0	1002514	0
None	5	10	195	90	1057		3	5	2	1	3	0	0	0	1003739	0
None	5	20	195	90	1175		200	5	2	1	3	0	0	0	1003739	0
None	5	10	195	90	1057		3	5	2	1	3	0	0	0	1003796	0
None	5	20	195	90	1175		200	5	2	1	3	0	0	0	1003796	0
None	5	10	196	90	1056		2	5	2	1	2	0	0	0	1000013	0
None	5	20	196	90	1086		200	5	2	1	2	0	0	0	1000013	0
None	5	10	196	90	1056		2	5	2	1	2	0	0	0	1000028	0
None	5	20	196	90	1086		200	5	2	1	2	0	0	0	1000028	0
None	5	10	196	90	1056		2	5	2	1	2	0	0	0	1002079	0
None	5	20	196	90	1086		200	5	2	1	2	0	0	0	1002079	0
None	5	10	214	90	1059		5	20	20	1	5	0	0	0	1003835	0
None	5	10	215	90	1159		0	5	2	1	10	0	0	0	1001602	0
None	5	10	215	90	1159		0	5	2	1	10	0	0	0	1003727	0
None	5	10	216	90	1059		5	20	20	1	5	0	0	0	1000014	0
None	5	10	216	90	1059		5	20	20	1	5	0	0	0	1001599	0
None	5	10	216	90	1059		5	20	20	1	5	0	0	0	1002075	0
None	5	10	216	90	1059		5	20	20	1	5	0	0	0	1003738	0
None	5	10	217	90	1059		5	20	20	1	5	0	0	0	1002076	0
None	5	10	785	90	1059		6	20	20	1	6	0	0	0	1001597	0
None	5	10	785	90	1059		6	20	20	1	6	0	0	0	1002734	0
None	5	10	786	90	1059		6	20	20	1	6	0	0	0	1003839	0
None	5	10	788	90	1056		2	5	2	1	2	0	0	0	1002513	0
None	5	20	788	90	1086		200	5	2	1	2	0	0	0	1002513	0
None	5	10	788	90	1056		2	5	2	1	2	0	0	0	1002515	0
None	5	20	788	90	1086		200	5	2	1	2	0	0	0	1002515	0
None	5	10	788	90	1056		2	5	2	1	2	0	0	0	1003697	0
None	5	20	788	90	1086		200	5	2	1	2	0	0	0	1003697	0
None	5	10	789	90	1180		1	5	2	1	1	0	0	0	1001430	0
None	5	10	789	90	1180		1	5	2	1	1	0	0	0	1001549	0
None	5	10	789	90	1180		1	5	2	1	1	0	0	0	1001595	0
None	5	10	789	90	1180		1	5	2	1	1	0	0	0	1001606	0
None	5	10	789	90	1180		1	5	2	1	1	0	0	0	1002074	0
None	5	10	789	90	1180		1	5	2	1	1	0	0	0	1002099	0
None	5	10	789	90	1180		1	5	2	1	1	0	0	0	1002732	0
None	5	10	789	90	1180		1	5	2	1	1	0	0	0	1003834	0
None	5	10	791	90	1057		3	5	2	1	3	0	0	0	1002098	0
None	5	20	791	90	1175		200	5	2	1	3	0	0	0	1002098	0
None	5	10	792	90	1057		3	5	2	1	3	0	0	0	1000008	0
None	5	20	792	90	1175		200	5	2	1	3	0	0	0	1000008	0
None	5	10	794	90	1076	2235	9	5	2	1	8	0	0	0	999477	0
None	5	10	794	90	1079	2235	9	5	2	1	8	0	0	0	1000007	0
None	5	10	794	90	1081	2235	9	5	2	1	8	0	0	0	1001542	0
None	5	10	794	90	1082		9	5	2	1	8	0	0	0	1003695	0
None	5	10	794	90	1073	2235	9	5	2	1	8	0	0	0	1000000	0
None	5	10	794	90	1075	2235	9	5	2	1	8	0	0	0	1000019	0
None	5	10	795	90	1056		2	5	2	1	2	0	0	0	1002055	0
None	5	20	795	90	1086		200	5	2	1	2	0	0	0	1002055	0
None	5	10	795	90	1057		3	5	2	1	3	0	0	0	1002060	0
None	5	20	795	90	1175		200	5	2	1	3	0	0	0	1002060	0
None	5	10	795	90	1057		3	5	2	1	3	0	0	0	1003799	0
None	5	20	795	90	1175		200	5	2	1	3	0	0	0	1003799	0
None	5	10	1187	90	1159		2	5	2	1	2	0	0	0	1003840	0
None	5	10	831	90	1059		6	20	20	1	6	0	0	0	1002082	0
None	5	10	832	90	1159		0	5	2	1	10	0	0	0	1001603	0
None	5	10	832	90	1159		0	5	2	1	10	0	0	0	1001607	0
None	5	10	833	90	1059		5	20	20	1	5	0	0	0	999480	0
None	5	10	833	90	1059		5	20	20	1	5	0	0	0	999887	0
None	5	10	833	90	1059		5	20	20	1	5	0	0	0	999888	0
None	5	10	833	90	1059		5	20	20	1	5	0	0	0	999889	0
None	5	10	833	90	1059		5	20	20	1	5	0	0	0	999890	0
None	5	10	833	90	1059		5	20	20	1	5	0	0	0	999891	0
None	5	10	833	90	1059		5	20	20	1	5	0	0	0	999892	0
None	5	10	833	90	1059		5	20	20	1	5	0	0	0	999893	0
None	5	10	833	90	1059		5	20	20	1	5	0	0	0	999894	0
None	5	10	833	90	1059		5	20	20	1	5	0	0	0	999895	0
None	5	10	833	90	1059		5	20	20	1	5	0	0	0	999896	0
None	5	10	833	90	1059		5	20	20	1	5	0	0	0	999897	0
None	5	10	833	90	1059		5	20	20	1	5	0	0	0	999898	0
None	5	10	833	90	1059		5	20	20	1	5	0	0	0	999899	0
None	5	10	833	90	1059		5	20	20	1	5	0	0	0	999900	0
None	5	10	833	90	1059		5	20	20	1	5	0	0	0	999901	0
None	5	10	833	90	1059		5	20	20	1	5	0	0	0	999902	0
None	5	10	833	90	1059		5	20	20	1	5	0	0	0	999903	0
None	5	10	833	90	1059		5	20	20	1	5	0	0	0	999904	0
None	5	10	833	90	1059		5	20	20	1	5	0	0	0	999905	0
None	5	10	833	90	1059		5	20	20	1	5	0	0	0	999906	0
None	5	10	833	90	1059		5	20	20	1	5	0	0	0	1001122	0
None	5	10	833	90	1059		5	20	20	1	5	0	0	0	1002048	0
None	5	10	834	90	1059		5	20	20	1	5	0	0	0	1002049	0
None	5	10	834	90	1059		5	20	20	1	5	0	0	0	1002068	0
None	5	10	1291	90	1059		6	20	20	1	6	0	0	0	1000009	0
None	5	10	835	90	1059		6	20	20	1	6	0	0	0	1001342	0
None	5	10	835	90	1059		6	20	20	1	6	0	0	0	1001611	0
None	5	10	835	90	1059		6	20	20	1	6	0	0	0	1003945	0
None	5	10	836	90	1059		6	20	20	1	6	0	0	0	1002092	0
None	5	10	838	90	1056		2	5	2	1	2	0	0	0	1000010	0
None	5	20	838	90	1086		200	5	2	1	2	0	0	0	1000010	0
None	5	10	838	90	1056		2	5	2	1	2	0	0	0	1001545	0
None	5	20	838	90	1086		200	5	2	1	2	0	0	0	1001545	0
None	5	10	838	90	1056		2	5	2	1	2	0	0	0	1003802	0

None	5	20	838	90	1086		200	5	2	1	2	0	0	0	1003802	0
None	5	10	839	90	1056		2	5	2	1	2	0	0	0	1003730	0
None	5	20	839	90	1086		200	5	2	1	2	0	0	0	1003730	0
None	5	10	843	90	1057		3	5	2	1	3	0	0	0	1002054	0
None	5	20	843	90	1175		200	5	2	1	3	0	0	0	1002054	0
None	5	10	844	90	1057		3	5	2	1	3	0	0	0	1000025	0
None	5	20	844	90	1175		200	5	2	1	3	0	0	0	1000025	0
None	5	10	845	90	1057		3	5	2	1	3	0	0	0	1001543	0
None	5	20	845	90	1175		200	5	2	1	3	0	0	0	1001543	0
None	5	10	845	90	1057		3	5	2	1	3	0	0	0	1002725	0
None	5	20	845	90	1175		200	5	2	1	3	0	0	0	1002725	0
None	5	10	845	90	1057		3	5	2	1	3	0	0	0	1003771	0
None	5	20	845	90	1175		200	5	2	1	3	0	0	0	1003771	0
None	5	10	846	90	1077		9	5	2	1	8	0	0	0	1001598	0
None	5	10	846	90	1079		9	5	2	1	8	0	0	0	1002063	0
None	5	10	846	90	1080		9	5	2	1	8	0	0	0	1001340	0
None	5	10	846	90	1081		9	5	2	1	8	0	0	0	999479	0
None	5	10	846	90	1082		9	5	2	1	8	0	0	0	1002062	0
None	5	10	846	90	1084		9	5	2	1	8	0	0	0	999478	0
None	5	10	846	90	1073		9	5	2	1	8	0	0	0	1002095	0
None	5	10	846	90	1074		9	5	2	1	8	0	0	0	1001336	0
None	5	10	847	90	1057		3	5	2	1	3	0	0	0	1001120	0
None	5	20	847	90	1175		200	5	2	1	3	0	0	0	1001120	0
None	5	10	861	90	1159		6	20	20	1	6	0	0	0	1000274	0
None	5	50	861	90	1159		6	20	20	1	6	0	0	0	1000274	0
None	5	10	862	90	1059		5	20	20	1	5	0	0	0	1000688	0
None	5	10	871	90	1057		3	5	2	1	3	0	0	0	1003729	0
None	5	20	871	90	1175		200	5	2	1	3	0	0	0	1003729	0
None	5	10	874	90	1083		9	5	2	1	8	0	0	0	1003772	0
None	5	10	874	90	1084		9	5	2	1	8	0	0	0	1001337	0
None	5	10	883	90	1057		3	5	2	1	3	0	0	0	1002087	0
None	5	20	883	90	1175		200	5	2	1	3	0	0	0	1002087	0
None	5	10	891	90	1059		5	20	20	1	5	0	0	0	1000002	0
None	5	10	891	90	1059		5	20	20	1	5	0	0	0	1000017	0
None	5	10	891	90	1059		5	20	20	1	5	0	0	0	1000131	0
None	5	10	891	90	1059		5	20	20	1	5	0	0	0	1000132	0
None	5	10	891	90	1059		5	20	20	1	5	0	0	0	1000133	0
None	5	10	891	90	1059		5	20	20	1	5	0	0	0	1000134	0
None	5	10	891	90	1059		5	20	20	1	5	0	0	0	1000135	0
None	5	10	891	90	1059		5	20	20	1	5	0	0	0	1000136	0
None	5	10	891	90	1059		5	20	20	1	5	0	0	0	1000137	0
None	5	10	891	90	1059		5	20	20	1	5	0	0	0	1000138	0
None	5	10	891	90	1059		5	20	20	1	5	0	0	0	1000139	0
None	5	10	891	90	1059		5	20	20	1	5	0	0	0	1000140	0
None	5	10	891	90	1059		5	20	20	1	5	0	0	0	1000141	0
None	5	10	891	90	1059		5	20	20	1	5	0	0	0	1002057	0
None	5	10	892	90	1059		5	20	20	1	5	0	0	0	1002084	0
None	5	10	892	90	1059		5	20	20	1	5	0	0	0	1002722	0
None	5	10	1295	90	1059		6	20	20	1	6	0	0	0	1001343	0
None	5	10	893	90	1059		6	20	20	1	6	0	0	0	1000027	0
None	5	10	893	90	1059		6	20	20	1	6	0	0	0	1001547	0
None	5	10	893	90	1059		6	20	20	1	6	0	0	0	1001601	0
None	5	10	894	90	1059		6	20	20	1	6	0	0	0	1003699	0
None	5	10	897	90	1056		2	5	2	1	2	0	0	0	1002735	0
None	5	20	897	90	1086		200	5	2	1	2	0	0	0	1002735	0
None	5	10	900	90	1057		3	5	2	1	3	0	0	0	1001551	0
None	5	20	900	90	1175		200	5	2	1	3	0	0	0	1001551	0
None	5	10	901	90	1057		3	5	2	1	3	0	0	0	1002072	0
None	5	20	901	90	1175		200	5	2	1	3	0	0	0	1002072	0
None	5	10	902	90	1057		3	5	2	1	3	0	0	0	1000004	0
None	5	20	902	90	1175		200	5	2	1	3	0	0	0	1000004	0
None	5	10	903	90	1076	2235	9	5	2	1	8	0	0	0	999999	0
None	5	10	903	90	1082		9	5	2	1	8	0	0	0	1002065	0
None	5	10	903	90	1084		9	5	2	1	8	0	0	0	999446	0
None	5	10	904	90	1057		3	5	2	1	3	0	0	0	1001338	0
None	5	20	904	90	1175		200	5	2	1	3	0	0	0	1001338	0
None	5	10	922	90	1159		5	20	20	1	5	0	0	0	1000276	0
None	5	50	922	90	1159		5	20	20	1	5	0	0	0	1000276	0
None	5	10	179	91	1159		0	5	2	1	2	0	0	0	1004163	0
None	5	10	180	91	1059		5	20	20	1	5	0	0	0	1001182	0
None	5	10	180	91	1059		5	20	20	1	5	0	0	0	1001252	0
None	5	10	180	91	1059		5	20	20	1	6	0	0	0	1001254	0
None	5	10	180	91	1059		5	20	20	1	5	0	0	0	1001256	0
None	5	10	180	91	1059		5	20	20	1	5	0	0	0	1001332	0
None	5	10	180	91	1059		5	20	20	1	5	0	0	0	1001431	0
None	5	10	180	91	1059		5	20	20	1	5	0	0	0	1001441	0
None	5	10	180	91	1059		5	20	20	1	5	0	0	0	1001464	0
None	5	10	180	91	1059		5	20	20	1	5	0	0	0	1001501	0
None	5	10	180	91	1059		5	20	20	1	5	0	0	0	1001519	0
None	5	10	180	91	1059		5	20	20	1	5	0	0	0	1002406	0
None	5	10	180	91	1059		5	20	20	1	5	0	0	0	1002541	0
None	5	10	180	91	1059		5	20	20	1	5	0	0	0	1002546	0
None	5	10	180	91	1059		5	20	20	1	5	0	0	0	1002664	0
None	5	10	180	91	1059		5	20	20	1	5	0	0	0	1002668	0
None	5	10	180	91	1059		5	20	20	1	5	0	0	0	1002682	0
None	5	10	180	91	1059		5	20	20	1	5	0	0	0	1002691	0
None	5	10	180	91	1059		5	20	20	1	5	0	0	0	1002695	0
None	5	10	180	91	1059		5	20	20	1	5	0	0	0	1002696	0
None	5	10	180	91	1059		5	20	20	1	5	0	0	0	1002697	0
None	5	10	180	91	1059		5	20	20	1	5	0	0	0	1002838	0
None	5	10	181	91	1059		5	20	20	1	5	0	0	0	1001058	0
None	5	10	181	91	1059		5	20	20	1	5	0	0	0	1001323	0

None	5	10	181	91	1059		5	20	20	1	5	0	0	0	1001330	0
None	5	10	181	91	1059		5	20	20	1	6	0	0	0	1001457	0
None	5	10	181	91	1059		5	20	20	1	5	0	0	0	1002667	0
None	5	10	181	91	1059		5	20	20	1	5	0	0	0	1002675	0
None	5	10	181	91	1059		5	20	20	1	5	0	0	0	1002692	0
None	5	10	181	91	1059		5	20	20	1	5	0	0	0	1003019	0
None	5	10	181	91	1059		5	20	20	1	5	0	0	0	1003020	0
None	5	10	181	91	1059		5	20	20	1	6	0	0	0	1003955	0
None	5	10	1233	91	1059		5	20	20	1	6	0	0	0	1001455	0
None	5	10	1233	91	1059		5	20	20	1	6	0	0	0	1003021	0
None	5	10	182	91	1059		5	20	20	1	6	0	0	0	1001056	0
None	5	10	182	91	1059		5	20	20	1	6	0	0	0	1001060	0
None	5	10	182	91	1059		5	20	20	1	6	0	0	0	1001328	0
None	5	10	182	91	1059		5	20	20	1	6	0	0	0	1001444	0
None	5	10	182	91	1059		5	20	20	1	6	0	0	0	1001449	0
None	5	10	182	91	1059		5	20	20	1	6	0	0	0	1001456	0
None	5	10	182	91	1059		5	20	20	1	6	0	0	0	1001459	0
None	5	10	182	91	1059		5	20	20	1	6	0	0	0	1001466	0
None	5	10	182	91	1059		5	20	20	1	6	0	0	0	1001469	0
None	5	10	182	91	1059		5	20	20	1	6	0	0	0	1002185	0
None	5	10	182	91	1059		5	20	20	1	6	0	0	0	1002543	0
None	5	10	182	91	1059		5	20	20	1	6	0	0	0	1002544	0
None	5	10	182	91	1059		5	20	20	1	6	0	0	0	1002684	0
None	5	10	182	91	1059		5	20	20	1	6	0	0	0	1002687	0
None	5	10	182	91	1059		5	20	20	1	6	0	0	0	1002690	0
None	5	10	182	91	1059		5	20	20	1	6	0	0	0	1002693	0
None	5	10	182	91	1059		5	20	20	1	6	0	0	0	1002699	0
None	5	10	182	91	1059		5	20	20	1	6	0	0	0	1002700	0
None	5	10	182	91	1059		5	20	20	1	6	0	0	0	1003953	0
None	5	10	184	91	1059		5	20	20	1	6	0	0	0	1001054	0
None	5	10	184	91	1059		5	20	20	1	6	0	0	0	1001250	0
None	5	10	184	91	1059		5	20	20	1	6	0	0	0	1002545	0
None	5	10	184	91	1059		5	20	20	1	6	0	0	0	1002683	0
None	5	10	184	91	1059		5	20	20	1	6	0	0	0	1002686	0
None	5	10	184	91	1059		5	20	20	1	6	0	0	0	1002698	0
None	5	10	184	91	1059		5	20	20	1	6	0	0	0	1003028	0
None	5	10	185	91	1059	2235	5	20	20	1	8	0	0	0	1001463	0
None	5	10	185	91	1059		5	20	20	1	8	0	0	0	1002670	0
None	5	10	186	91	1056		2	5	2	1	2	0	0	0	1001248	0
None	5	20	186	91	1086		200	5	2	1	2	0	0	0	1001248	0
None	5	10	186	91	1056		2	5	2	1	2	0	0	0	1001446	0
None	5	20	186	91	1086		200	5	2	1	2	0	0	0	1001446	0
None	5	10	187	91	1056		2	5	2	1	2	0	0	0	1001251	0
None	5	20	187	91	1086		200	5	2	1	2	0	0	0	1001251	0
None	5	10	187	91	1056		2	5	2	1	2	0	0	0	1001259	0
None	5	20	187	91	1086		200	5	2	1	2	0	0	0	1001259	0
None	5	10	187	91	1056		2	5	2	1	2	0	0	0	1002665	0
None	5	20	187	91	1086		200	5	2	1	2	0	0	0	1002665	0
None	5	10	190	91	1159		0	5	2	1	10	0	0	0	1001260	0
None	5	10	190	91	1159		0	5	2	1	10	0	0	0	1002579	0
None	5	10	191	91	1057		3	5	2	1	3	0	0	0	1002679	0
None	5	20	191	91	1175		200	5	2	1	3	0	0	0	1002679	0
None	5	10	191	91	1057		3	5	2	1	3	0	0	0	1002689	0
None	5	20	191	91	1175		200	5	2	1	3	0	0	0	1002689	0
None	5	10	191	91	1057		3	5	2	1	3	0	0	0	1003023	0
None	5	20	191	91	1175		200	5	2	1	3	0	0	0	1003023	0
None	5	10	191	91	1057		3	5	2	1	3	0	0	0	1003956	0
None	5	20	191	91	1175		200	5	2	1	3	0	0	0	1003956	0
None	5	10	192	91	1057		3	5	2	1	3	0	0	0	1001436	0
None	5	20	192	91	1175		200	5	2	1	3	0	0	0	1001436	0
None	5	10	192	91	1057		3	5	2	1	3	0	0	0	1002834	0
None	5	20	192	91	1175		200	5	2	1	3	0	0	0	1002834	0
None	5	10	194	91	1076	2235	9	5	2	1	8	0	0	0	1001507	0
None	5	10	194	91	1077	2235	9	5	2	1	8	0	0	0	1001434	0
None	5	10	194	91	1077	2235	9	5	2	1	8	0	0	0	1002680	0
None	5	10	194	91	1078	2235	9	5	2	1	8	0	0	0	1001261	0
None	5	10	194	91	1082		9	5	2	1	8	0	0	0	1001508	0
None	5	10	194	91	1083		9	5	2	1	8	0	0	0	1002184	0
None	5	10	194	91	1073	2235	9	5	2	1	8	0	0	0	1003022	0
None	5	10	1311	91	1057		3	5	2	1	3	0	0	0	1002677	0
None	5	20	1311	91	1175		200	5	2	1	3	0	0	0	1002677	0
None	5	10	195	91	1057		3	5	2	1	3	0	0	0	1001325	0
None	5	20	195	91	1175		200	5	2	1	3	0	0	0	1001325	0
None	5	10	195	91	1057		3	5	2	1	3	0	0	0	1001437	0
None	5	20	195	91	1175		200	5	2	1	3	0	0	0	1001437	0
None	5	10	195	91	1057		3	5	2	1	3	0	0	0	1001447	0
None	5	20	195	91	1175		200	5	2	1	3	0	0	0	1001447	0
None	5	10	195	91	1057		3	5	2	1	3	0	0	0	1001506	0
None	5	20	195	91	1175		200	5	2	1	3	0	0	0	1001506	0
None	5	10	195	91	1057		3	5	2	1	3	0	0	0	1002688	0
None	5	20	195	91	1175		200	5	2	1	3	0	0	0	1002688	0
None	5	10	195	91	1057		3	5	2	1	3	0	0	0	1002836	0
None	5	20	195	91	1175		200	5	2	1	3	0	0	0	1002836	0
None	5	10	196	91	1056		2	5	2	1	2	0	0	0	1001458	0
None	5	20	196	91	1086		200	5	2	1	2	0	0	0	1001458	0
None	5	10	196	91	1056		2	5	2	1	2	0	0	0	1002671	0
None	5	20	196	91	1086		200	5	2	1	2	0	0	0	1002671	0
None	5	10	206	91	1057		3	5	2	1	3	0	0	0	1001322	0
None	5	20	206	91	1175		200	5	2	1	3	0	0	0	1001322	0
None	5	10	214	91	1059		5	20	20	1	5	0	0	0	1002405	0
None	5	10	215	91	1159	-1	0	5	2	1	10	0	0	0	1003026	0
None	5	10	215	91	1159		0	5	2	1	10	0	0	0	1003957	0

None	5	10	216	91	1059		5	20	20	1	5	0	0	0	1001257	0
None	5	10	216	91	1059		5	20	20	1	5	0	0	0	1002674	0
None	5	10	217	91	1057		3	20	20	1	3	0	0	0	1002578	0
None	5	20	217	91	1175		200	20	20	1	3	0	0	0	1002578	0
None	5	50	217	91	1057		3	20	20	1	3	0	0	0	1002578	0
None	5	10	217	91	1059		5	20	20	1	5	0	0	0	1003027	0
None	5	10	774	91	1075	2235	9	5	2	1	8	0	0	0	1002837	0
None	5	10	788	91	1056		2	5	2	1	2	0	0	0	1001324	0
None	5	20	788	91	1086		200	5	2	1	2	0	0	0	1001324	0
None	5	10	788	91	1056		2	5	2	1	2	0	0	0	1002681	0
None	5	20	788	91	1086		200	5	2	1	2	0	0	0	1002681	0
None	5	10	789	91	1180		1	5	2	1	1	0	0	0	1002672	0
None	5	10	789	91	1180		1	5	2	1	1	0	0	0	1002673	0
None	5	10	791	91	1057		3	5	2	1	3	0	0	0	1001473	0
None	5	20	791	91	1175		200	5	2	1	3	0	0	0	1001473	0
None	5	10	792	91	1057		3	5	2	1	3	0	0	0	1001329	0
None	5	20	792	91	1175		200	5	2	1	3	0	0	0	1001329	0
None	5	10	794	91	1075	2235	9	5	2	1	8	0	0	0	1001435	0
None	5	10	795	91	1057		3	5	2	1	3	0	0	0	1001439	0
None	5	20	795	91	1175		200	5	2	1	3	0	0	0	1001439	0
None	5	10	1187	91	1159		0	5	2	1	2	0	0	0	1001465	0
None	5	10	832	91	1159		0	5	2	1	10	0	0	0	1001327	0
None	5	10	832	91	1159		0	5	2	1	10	0	0	0	1001432	0
None	5	10	833	91	1059		5	20	20	1	5	0	0	0	999907	0
None	5	10	833	91	1059		5	20	20	1	5	0	0	0	999908	0
None	5	10	833	91	1059		5	20	20	1	5	0	0	0	999909	0
None	5	10	833	91	1059		5	20	20	1	5	0	0	0	999910	0
None	5	10	833	91	1059		5	20	20	1	5	0	0	0	999911	0
None	5	10	833	91	1059		5	20	20	1	5	0	0	0	999912	0
None	5	10	833	91	1059		5	20	20	1	5	0	0	0	999913	0
None	5	10	833	91	1059		5	20	20	1	5	0	0	0	999914	0
None	5	10	833	91	1059		5	20	20	1	5	0	0	0	999915	0
None	5	10	833	91	1059		5	20	20	1	5	0	0	0	999916	0
None	5	10	833	91	1059		5	20	20	1	5	0	0	0	1001179	0
None	5	10	833	91	1059		5	20	20	1	5	0	0	0	1001445	0
None	5	10	833	91	1059		5	20	20	1	5	0	0	0	1002186	0
None	5	10	833	91	1059		5	20	20	1	5	0	0	0	1002540	0
None	5	10	834	91	1059		5	20	20	1	5	0	0	0	1001249	0
None	5	10	834	91	1059		5	20	20	1	5	0	0	0	1001467	0
None	5	10	834	91	1059		5	20	20	1	6	0	0	0	1001502	0
None	5	10	835	91	1059		5	20	20	1	6	0	0	0	1001442	0
None	5	10	835	91	1059		5	20	20	1	6	0	0	0	1001503	0
None	5	10	835	91	1059		5	20	20	1	6	0	0	0	1002520	0
None	5	10	836	91	1059		5	20	20	1	6	0	0	0	1002666	0
None	5	10	838	91	1056		2	5	2	1	2	0	0	0	1002678	0
None	5	20	838	91	1086		200	5	2	1	2	0	0	0	1002678	0
None	5	10	843	91	1057		3	5	2	1	3	0	0	0	1001448	0
None	5	20	843	91	1175		200	5	2	1	3	0	0	0	1001448	0
None	5	10	844	91	1057		3	5	2	1	3	0	0	0	1002694	0
None	5	20	844	91	1175		200	5	2	1	3	0	0	0	1002694	0
None	5	10	845	91	1057		3	5	2	1	3	0	0	0	1001059	0
None	5	20	845	91	1175		200	5	2	1	3	0	0	0	1001059	0
None	5	10	845	91	1057		3	5	2	1	3	0	0	0	1001258	0
None	5	20	845	91	1175		200	5	2	1	3	0	0	0	1001258	0
None	5	10	845	91	1057		3	5	2	1	3	0	0	0	1002702	0
None	5	20	845	91	1175		200	5	2	1	3	0	0	0	1002702	0
None	5	10	846	91	1073		9	5	2	1	8	0	0	0	1002835	0
None	5	10	846	91	1077		9	5	2	1	8	0	0	0	1001061	0
None	5	10	846	91	1073		9	5	2	1	8	0	0	0	1003025	0
None	5	10	846	91	1080		9	5	2	1	8	0	0	0	1001440	0
None	5	10	846	91	1083		9	5	2	1	8	0	0	0	1002521	0
None	5	10	846	91	1084		9	5	2	1	8	0	0	0	1001438	0
None	5	10	846	91	1073		9	5	2	1	8	0	0	0	1003024	0
None	5	10	847	91	1057		3	5	2	1	3	0	0	0	1001255	0
None	5	20	847	91	1175		200	5	2	1	3	0	0	0	1001255	0
None	5	10	1190	91	1159	-1	0	5	2	1	10	0	0	0	1001433	0
None	5	10	861	91	1059		5	20	20	1	5	0	0	0	1001180	0
None	5	10	874	91	1074		9	5	2	1	6	0	0	0	1002701	0
None	5	10	891	91	1059		5	20	20	1	5	0	0	0	1000142	0
None	5	10	891	91	1059		5	20	20	1	5	0	0	0	1000143	0
None	5	10	891	91	1059		5	20	20	1	5	0	0	0	1000144	0
None	5	10	891	91	1059		5	20	20	1	5	0	0	0	1000145	0
None	5	10	891	91	1059		5	20	20	1	5	0	0	0	1000146	0
None	5	10	891	91	1059		5	20	20	1	5	0	0	0	1001181	0
None	5	10	891	91	1059		5	20	20	1	5	0	0	0	1001326	0
None	5	10	891	91	1059		5	20	20	1	5	0	0	0	1002187	0
None	5	10	891	91	1059		5	20	20	1	5	0	0	0	1002522	0
None	5	10	892	91	1059		5	20	20	1	5	0	0	0	1002669	0
None	5	10	892	91	1059		5	20	20	1	5	0	0	0	1003029	0
None	5	10	1295	91	1059		5	20	20	1	6	0	0	0	1002192	0
None	5	10	893	91	1059		5	20	20	1	6	0	0	0	1001443	0
None	5	10	893	91	1059		5	20	20	1	6	0	0	0	1001472	0
None	5	10	893	91	1059		5	20	20	1	6	0	0	0	1003954	0
None	5	10	894	91	1059		5	20	20	1	6	0	0	0	1001065	0
None	5	10	900	91	1057		3	5	2	1	3	0	0	0	1001504	0
None	5	20	900	91	1175		200	5	2	1	3	0	0	0	1001504	0
None	5	10	901	91	1057		3	5	2	1	3	0	0	0	1001057	0
None	5	20	901	91	1175		200	5	2	1	3	0	0	0	1001057	0
None	5	10	902	91	1057		3	5	2	1	3	0	0	0	1001505	0
None	5	20	902	91	1175		200	5	2	1	3	0	0	0	1001505	0
None	5	10	902	91	1057		3	5	2	1	3	0	0	0	1002188	0
None	5	20	902	91	1175		200	5	2	1	3	0	0	0	1002188	0

None	5	10	903	91	1081	2235	9	5	2	1	8		0	0	0	1001253	0
None	5	10	904	91	1057		3	5	2	1	3		0	0	0	1001062	0
None	5	20	904	91	1175		200	5	2	1	3		0	0	0	1001062	0
None	5	10	180	183	1059		5	20	20	1	5	100	0	0	0	999651	184439.7
None	5	50	180	183	1059		5	20	20	1	5		0	0	0	999651	0
None	5	10	180	183	1059		5	20	20	1	5	100	0	0	0	1001262	0
None	5	50	180	183	1059		5	20	20	1	5		0	0	0	1001262	0
None	5	10	180	183	1059		5	20	20	1	5	100	0	0	0	1001263	0
None	5	50	180	183	1059		5	20	20	1	5		0	0	0	1001263	0
None	5	10	180	183	1059		5	20	20	1	5	100	0	0	0	1001266	0
None	5	50	180	183	1059		5	20	20	1	5		0	0	0	1001266	0
None	5	10	180	183	1059		5	20	20	1	5	100	0	0	0	1001267	0
None	5	50	180	183	1059		5	20	20	1	6		0	0	0	1001267	0
None	5	10	180	183	1059		5	20	20	1	5	100	0	0	0	1001316	0
None	5	50	180	183	1059		5	20	20	1	5		0	0	0	1001316	0
None	5	10	180	183	1059		5	20	20	1	5	100	0	0	0	1002191	252638.1
None	5	50	180	183	1059		5	20	20	1	5		0	0	0	1002191	0
None	5	10	180	183	1059		5	20	20	1	5	100	0	0	0	1002751	-169626
None	5	50	180	183	1059		5	20	20	1	5		0	0	0	1002751	0
None	5	10	180	183	1059		5	20	20	1	5	100	0	0	0	1002752	-17667.5
None	5	10	180	183	1059		5	20	20	1	5	100	0	0	0	1002753	0
None	5	10	180	183	1059		5	20	20	1	5	100	0	0	0	1002754	0
None	5	50	180	183	1059		5	20	20	1	5		0	0	0	1002754	0
None	5	10	180	183	1059		5	20	20	1	5	100	0	0	0	1002755	0
None	5	50	180	183	1059		5	20	20	1	5		0	0	0	1002755	0
None	5	10	181	183	1057		3	20	20	1	3	100	0	0	0	1000127	2066.41
None	5	50	181	183	1057		3	20	20	1	3		0	0	0	1000127	0
None	5	10	181	183	1059		5	20	20	1	5	100	0	0	0	1001268	267802.8
None	5	50	181	183	1059		5	20	20	1	5		0	0	0	1001268	0
None	5	10	181	183	1059		5	20	20	1	5	100	0	0	0	1001269	41810.75
None	5	50	181	183	1059		5	20	20	1	5		0	0	0	1001269	0
None	5	10	181	183	1059		5	20	20	1	5	100	0	0	0	1001270	0.5
None	5	10	1233	183	1059		5	20	20	1	5	100	0	0	0	1001496	39221.2
None	5	50	1233	183	1059		5	20	20	1	6		0	0	0	1001496	0
None	5	10	182	183	1059		5	20	20	1	5	100	0	0	0	999653	19370.18
None	5	50	182	183	1059		5	20	20	1	6		0	0	0	999653	0
None	5	10	182	183	1059		5	20	20	1	5	100	0	0	0	1001319	119116.1
None	5	50	182	183	1059		5	20	20	1	6		0	0	0	1001319	0
None	5	10	182	183	1059		5	20	20	1	5	100	0	0	0	1001321	0
None	5	50	182	183	1059		5	20	20	1	6		0	0	0	1001321	0
None	5	10	182	183	1059		5	20	20	1	5	100	0	0	0	1001484	0
None	5	50	182	183	1059		5	20	20	1	6		0	0	0	1001484	0
None	5	10	182	183	1059		5	20	20	1	5	100	0	0	0	1001485	0
None	5	50	182	183	1059		5	20	20	1	6		0	0	0	1001485	0
None	5	10	182	183	1059		5	20	20	1	5	100	0	0	0	1001486	249306.9
None	5	50	182	183	1059		5	20	20	1	6		0	0	0	1001486	0
None	5	10	182	183	1059		5	20	20	1	5	100	0	0	0	1001487	0
None	5	10	182	183	1059		5	20	20	1	5	100	0	0	0	1001488	0
None	5	50	182	183	1059		5	20	20	1	6		0	0	0	1001488	0
None	5	10	182	183	1059		5	20	20	1	5	100	0	0	0	1001491	0
None	5	50	182	183	1059		5	20	20	1	6		0	0	0	1001491	0
None	5	10	182	183	1059		5	20	20	1	5	100	0	0	0	1001492	0
None	5	50	182	183	1059		5	20	20	1	6		0	0	0	1001492	0
None	5	10	182	183	1059		5	20	20	1	5	100	0	0	0	1001493	0
None	5	50	182	183	1059		5	20	20	1	6		0	0	0	1001493	0
None	5	10	182	183	1059		5	20	20	1	5	100	0	0	0	1001494	0
None	5	50	182	183	1059		5	20	20	1	6		0	0	0	1001494	0
None	5	10	184	183	1059		5	20	20	1	5	100	0	0	0	1001474	201303.6
None	5	50	184	183	1059		5	20	20	1	6		0	0	0	1001474	0
None	5	10	184	183	1059		5	20	20	1	5	100	0	0	0	1001475	0
None	5	10	184	183	1059		5	20	20	1	5	100	0	0	0	1001476	0
None	5	50	184	183	1059		5	20	20	1	6		0	0	0	1001476	0
None	5	10	184	183	1059		5	20	20	1	5	100	0	0	0	1001477	0
None	5	50	184	183	1059		5	20	20	1	6		0	0	0	1001477	0
None	5	10	184	183	1059		5	20	20	1	5	100	0	0	0	1001480	0
None	5	50	184	183	1059		5	20	20	1	6		0	0	0	1001480	0
None	5	10	184	183	1059		5	20	20	1	5	100	0	0	0	1001481	0
None	5	50	184	183	1059		5	20	20	1	6		0	0	0	1001481	0
None	5	10	184	183	1059		5	20	20	1	5	100	0	0	0	1001482	0
None	5	50	184	183	1059		5	20	20	1	6		0	0	0	1001482	0
None	5	10	187	183	1056		2	5	2	1	2	100	0	0	0	1001307	0
None	5	50	187	183	1056		2	5	2	1	2		0	0	0	1001307	0
None	5	10	191	183	1057		3	5	2	1	3	100	0	0	0	1001499	0
None	5	50	191	183	1057		3	5	2	1	3		0	0	0	1001499	0
None	5	10	191	183	1057		3	5	2	1	3	100	0	0	0	1001509	128711
None	5	50	191	183	1057		3	5	2	1	3		0	0	0	1001509	0
None	5	10	192	183	1059		5	5	2	1	5	100	0	0	0	1002582	4960.5
None	5	50	192	183	1059		5	5	2	1	6		0	0	0	1002582	0
None	5	10	206	183	1059		5	2	2	1	5	100	0	0	0	1002581	6377.93
None	5	50	206	183	1059		5	2	2	1	5		0	0	0	1002581	0
None	5	10	216	183	1059		5	20	20	1	5	100	0	0	0	1001315	12426.25
None	5	50	216	183	1059		5	20	20	1	5		0	0	0	1001315	0
None	5	10	217	183	1059		5	20	20	1	5	100	0	0	0	1002748	458.39
None	5	50	217	183	1059		5	20	20	1	5		0	0	0	1002748	0
None	5	10	788	183	1056		2	5	2	1	2	100	0	0	0	1002366	0
None	5	50	788	183	1056		2	5	2	1	2		0	0	0	1002366	0
None	5	10	832	183	1159		0	5	2	1	10		0	0	0	999650	0
None	5	10	833	183	1059		5	20	20	1	5	100	0	0	0	999920	5674.21
None	5	50	833	183	1059		5	20	20	1	5		0	0	0	999920	0
None	5	10	833	183	1059		5	20	20	1	5	100	0	0	0	1001264	714475
None	5	50	833	183	1059		5	20	20	1	5		0	0	0	1001264	0
None	5	10	833	183	1059		5	20	20	1	5	100	0	0	0	1002749	513961.8

None	5	50	833	183	1059	5	20	20	1	5		0	0	0	1002749	0
None	5	10	833	183	1059	5	20	20	1	5	100	0	0	0	1002819	42706.75
None	5	50	833	183	1059	5	20	20	1	5		0	0	0	1002819	0
None	5	10	834	183	1059	5	20	20	1	5	100	0	0	0	999652	21427.5
None	5	50	834	183	1059	5	20	20	1	5		0	0	0	999652	0
None	5	10	834	183	1059	5	20	20	1	5	100	0	0	0	1001271	82714
None	5	50	834	183	1059	5	20	20	1	5		0	0	0	1001271	0
None	5	10	835	183	1059	5	20	20	1	5	100	0	0	0	1001320	83027.14
None	5	50	835	183	1059	5	20	20	1	6		0	0	0	1001320	0
None	5	10	835	183	1059	5	20	20	1	5	100	0	0	0	1001489	336191.3
None	5	50	835	183	1059	5	20	20	1	6		0	0	0	1001489	0
None	5	10	835	183	1059	5	20	20	1	5	100	0	0	0	1001495	7526.95
None	5	50	835	183	1059	5	20	20	1	6		0	0	0	1001495	0
None	5	10	835	183	1057	3	20	20	1	3	100	0	0	0	1002747	226
None	5	10	836	183	1059	5	20	20	1	5	100	0	0	0	1001478	1195438
None	5	50	836	183	1059	5	20	20	1	6		0	0	0	1001478	0
None	5	10	839	183	1056	2	5	2	1	2	100	0	0	0	1002368	0
None	5	50	839	183	1056	2	5	2	1	2		0	0	0	1002368	0
None	5	10	843	183	1057	3	5	2	1	3	100	0	0	0	1002367	0
None	5	50	843	183	1057	3	5	2	1	3		0	0	0	1002367	0
None	5	10	845	183	1057	3	5	2	1	3	100	0	0	0	1001462	0
None	5	50	845	183	1057	3	5	2	1	3		0	0	0	1001462	0
None	5	10	845	183	1057	3	5	2	1	3	100	0	0	0	1002745	0
None	5	50	845	183	1057	3	5	2	1	3		0	0	0	1002745	0
None	5	10	845	183	1057	3	5	2	1	3	100	0	0	0	1002746	0
None	5	50	845	183	1057	3	5	2	1	3		0	0	0	1002746	0
None	5	10	847	183	1057	3	5	2	1	3	100	0	0	0	1001497	0
None	5	50	847	183	1057	3	5	2	1	3		0	0	0	1001497	0
None	5	10	891	183	1059	5	20	20	1	5	100	0	0	0	1000147	12082.05
None	5	50	891	183	1059	5	20	20	1	5		0	0	0	1000147	0
None	5	10	891	183	1059	5	20	20	1	5	100	0	0	0	1000148	3414.37
None	5	50	891	183	1059	5	20	20	1	5		0	0	0	1000148	0
None	5	10	891	183	1059	5	20	20	1	5	100	0	0	0	1000149	2419.9
None	5	50	891	183	1059	5	20	20	1	5		0	0	0	1000149	0
None	5	10	891	183	1059	5	20	20	1	5	100	0	0	0	1001317	12222.78
None	5	50	891	183	1059	5	20	20	1	5		0	0	0	1001317	0
None	5	10	891	183	1059	5	20	20	1	5	100	0	0	0	1002190	-11204.4
None	5	50	891	183	1059	5	20	20	1	5		0	0	0	1002190	0
None	5	10	891	183	1059	5	20	20	1	5	100	0	0	0	1002750	11333.68
None	5	50	891	183	1059	5	20	20	1	5		0	0	0	1002750	0
None	5	10	893	183	1059	5	20	20	1	5	100	0	0	0	1001490	121367.1
None	5	50	893	183	1059	5	20	20	1	6		0	0	0	1001490	0
None	5	10	894	183	1059	5	20	20	1	5	100	0	0	0	1001479	33506.33
None	5	50	894	183	1059	5	20	20	1	6		0	0	0	1001479	0
None	5	10	897	183	1056	2	5	2	1	2	100	0	0	0	1001306	0
None	5	50	897	183	1056	2	5	2	1	2		0	0	0	1001306	0
None	5	10	900	183	1057	3	5	2	1	3	100	0	0	0	1001510	0
None	5	50	900	183	1057	3	5	2	1	3		0	0	0	1001510	0
None	5	10	904	183	1057	3	5	2	1	3	100	0	0	0	1001498	0
None	5	50	904	183	1057	3	5	2	1	3		0	0	0	1001498	0
None	5	10	179	92	1159	0	5	2	1	10		0	0	0	1002537	0
None	5	10	180	92	1059	5	20	20	1	5		0	0	0	999648	0
None	5	10	180	92	1059	5	20	20	1	5		0	0	0	1002041	0
None	5	10	180	92	1059	5	20	20	1	5		0	0	0	1002042	0
None	5	10	180	92	1059	5	20	20	1	5		0	0	0	1002043	0
None	5	10	180	92	1059	5	20	20	1	5		0	0	0	1002044	0
None	5	10	180	92	1059	5	20	20	1	5		0	0	0	1002376	0
None	5	10	180	92	1059	5	20	20	1	5		0	0	0	1002395	0
None	5	10	180	92	1059	5	20	20	1	5		0	0	0	1002396	0
None	5	10	180	92	1059	5	20	20	1	5		0	0	0	1002743	0
None	5	10	180	92	1059	5	20	20	1	5		0	0	0	1002744	0
None	5	10	180	92	1059	5	20	20	1	5		0	0	0	1002995	0
None	5	10	180	92	1059	5	20	20	1	5		0	0	0	1002996	0
None	5	10	181	92	1059	5	20	20	1	5		0	0	0	1002397	0
None	5	10	181	92	1059	5	20	20	1	5		0	0	0	1002529	0
None	5	10	181	92	1059	5	20	20	1	5		0	0	0	1002532	0
None	5	10	181	92	1059	5	20	20	1	5		0	0	0	1002566	0
None	5	10	181	92	1059	5	20	20	1	5		0	0	0	1002739	0
None	5	10	1233	92	1059	5	20	20	1	5		0	0	0	1001314	0
None	5	10	182	92	1059	5	20	20	1	5		0	0	0	1002551	0
None	5	10	182	92	1059	5	20	20	1	5		0	0	0	1002554	0
None	5	10	182	92	1059	5	20	20	1	5		0	0	0	1002555	0
None	5	10	182	92	1059	5	20	20	1	5		0	0	0	1002556	0
None	5	10	182	92	1059	5	20	20	1	5		0	0	0	1002557	0
None	5	10	182	92	1059	5	20	20	1	5		0	0	0	1002560	0
None	5	10	182	92	1059	5	20	20	1	5		0	0	0	1002561	0
None	5	10	182	92	1059	5	20	20	1	5		0	0	0	1002562	0
None	5	10	182	92	1059	5	20	20	1	5		0	0	0	1002563	0
None	5	10	182	92	1059	5	20	20	1	5		0	0	0	1002564	0
None	5	10	182	92	1059	5	20	20	1	5		0	0	0	1002824	0
None	5	10	182	92	1059	5	20	20	1	5		0	0	0	1002825	0
None	5	10	182	92	1059	5	20	20	1	5		0	0	0	1002826	0
None	5	10	184	92	1059	5	20	20	1	5		0	0	0	1001311	0
None	5	10	184	92	1059	5	20	20	1	5		0	0	0	1001312	0
None	5	10	184	92	1059	5	20	20	1	5		0	0	0	1002534	0
None	5	10	184	92	1059	5	20	20	1	5		0	0	0	1002547	0
None	5	10	184	92	1059	5	20	20	1	5		0	0	0	1002550	0
None	5	10	184	92	1059	5	20	20	1	5		0	0	0	1002820	0
None	5	10	184	92	1059	5	20	20	1	5		0	0	0	1002822	0
None	5	10	185	92	1076	9	20	20	1	8		0	0	0	1002528	0
None	5	10	185	92	1059	5	20	20	1	5		0	0	0	1002573	0
None	5	10	185	92	1076	9	20	20	1	8		0	0	0	1001461	0

None	5	10	186	92	1056		2	5	2	1	2	0	0	0	1002833	0
None	5	20	186	92	1086		200	5	2	1	2	0	0	0	1002833	0
None	5	10	187	92	1056		2	5	2	1	2	0	0	0	1002400	0
None	5	20	187	92	1086		200	5	2	1	2	0	0	0	1002400	0
None	5	10	189	92	1057		3	5	2	1	3	0	0	0	1002386	0
None	5	20	189	92	1175		200	5	2	1	3	0	0	0	1002386	0
None	5	10	190	92	1159		0	5	2	1	10	0	0	0	1002527	0
None	5	10	190	92	1159		0	5	2	1	10	0	0	0	1002830	0
None	5	10	191	92	1057		3	5	2	1	3	0	0	0	1002535	0
None	5	20	191	92	1175		200	5	2	1	3	0	0	0	1002535	0
None	5	10	191	92	1057		3	5	2	1	3	0	0	0	1002571	0
None	5	20	191	92	1175		200	5	2	1	3	0	0	0	1002571	0
None	5	10	192	92	1057		3	5	2	1	3	0	0	0	1002575	0
None	5	20	192	92	1175		200	5	2	1	3	0	0	0	1002575	0
None	5	10	193	92	1057		3	5	2	1	3	0	0	0	1002387	0
None	5	20	193	92	1175		200	5	2	1	3	0	0	0	1002387	0
None	5	10	194	92	1077		9	5	2	1	8	0	0	0	1001451	0
None	5	10	194	92	1077	2235	9	5	2	1	8	0	0	0	1002370	0
None	5	10	194	92	1078	2235	9	5	2	1	8	0	0	0	1001272	0
None	5	10	194	92	1078	2235	9	5	2	1	8	0	0	0	1001452	0
None	5	10	194	92	1079	2235	9	5	2	1	8	0	0	0	1001453	0
None	5	10	194	92	1080		9	5	2	1	8	0	0	0	1001518	0
None	5	10	194	92	1080		9	5	2	1	8	0	0	0	1002374	0
None	5	10	194	92	1081		9	5	2	1	8	0	0	0	1002373	0
None	5	10	194	92	1077		9	5	2	1	8	0	0	0	1002829	0
None	5	10	194	92	1081		9	5	2	1	8	0	0	0	1002525	0
None	5	10	194	92	1084		9	5	2	1	8	0	0	0	1002538	0
None	5	10	194	92	1084		9	5	2	1	8	0	0	0	1002572	0
None	5	10	194	92	1074	2235	9	5	2	1	8	0	0	0	1002832	0
None	5	10	194	92	1075	2235	9	5	2	1	8	0	0	0	1002369	0
None	5	10	194	92	1075	2235	9	5	2	1	8	0	0	0	1002526	0
None	5	10	194	92	1075	2235	9	5	2	1	8	0	0	0	1002831	0
None	5	10	206	92	1057		3	5	2	1	3	0	0	0	999649	0
None	5	20	206	92	1175		200	5	2	1	3	0	0	0	999649	0
None	5	10	213	92	1057		3	5	2	1	3	0	0	0	1002384	0
None	5	20	213	92	1175		200	5	2	1	3	0	0	0	1002384	0
None	5	10	215	92	1159	-1	0	5	2	1	10	0	0	0	1001460	0
None	5	10	215	92	1159		0	5	2	1	10	0	0	0	1002574	0
None	5	10	216	92	1059		5	20	20	1	5	0	0	0	1002402	0
None	5	10	216	92	1059		5	20	20	1	5	0	0	0	1002403	0
None	5	10	217	92	1059		5	20	20	1	5	0	0	0	1002738	0
None	5	10	217	92	1059		5	20	20	1	5	0	0	0	1002741	0
None	5	10	218	92	1075		9	20	20	1	8	0	0	0	1002385	0
None	5	10	788	92	1056		2	5	2	1	2	0	0	0	1002378	0
None	5	20	788	92	1086		200	5	2	1	2	0	0	0	1002378	0
None	5	10	788	92	1056		2	5	2	1	2	0	0	0	1002379	0
None	5	20	788	92	1086		200	5	2	1	2	0	0	0	1002379	0
None	5	10	789	92	1180		1	5	2	1	1	0	0	0	1002380	0
None	5	10	791	92	1056		2	5	2	1	2	0	0	0	1002377	0
None	5	20	791	92	1086		200	5	2	1	2	0	0	0	1002377	0
None	5	10	792	92	1057		3	5	2	1	3	0	0	0	1002568	0
None	5	20	792	92	1175		200	5	2	1	3	0	0	0	1002568	0
None	5	10	794	92	1078	2235	9	5	2	1	8	0	0	0	1002381	0
None	5	10	1187	92	1159		0	5	2	1	10	0	0	0	1001500	0
None	5	10	832	92	1159		0	5	2	1	10	0	0	0	1002742	0
None	5	10	833	92	1059		5	20	20	1	5	0	0	0	999917	0
None	5	10	833	92	1059		5	20	20	1	5	0	0	0	999918	0
None	5	10	833	92	1059		5	20	20	1	5	0	0	0	999919	0
None	5	10	833	92	1059		5	20	20	1	5	0	0	0	999921	0
None	5	10	833	92	1059		5	20	20	1	5	0	0	0	999922	0
None	5	10	833	92	1059		5	20	20	1	5	0	0	0	1001308	0
None	5	10	833	92	1059		5	20	20	1	5	0	0	0	1001310	0
None	5	10	833	92	1059		5	20	20	1	5	0	0	0	1002997	0
None	5	10	834	92	1059		5	20	20	1	5	0	0	0	1002530	0
None	5	10	834	92	1059		5	20	20	1	5	0	0	0	1002533	0
None	5	10	1291	92	1059		5	20	20	1	5	0	0	0	1002567	0
None	5	10	835	92	1059		5	20	20	1	5	0	0	0	1002552	0
None	5	10	835	92	1059		5	20	20	1	5	0	0	0	1002558	0
None	5	10	835	92	1059		5	20	20	1	5	0	0	0	1002565	0
None	5	10	836	92	1059		5	20	20	1	5	0	0	0	1002821	0
None	5	10	839	92	1056		2	5	2	1	2	0	0	0	1002401	0
None	5	20	839	92	1086		200	5	2	1	2	0	0	0	1002401	0
None	5	10	843	92	1057		3	5	2	1	3	0	0	0	1002398	0
None	5	20	843	92	1175		200	5	2	1	3	0	0	0	1002398	0
None	5	10	845	92	1057		3	5	2	1	3	0	0	0	1002576	0
None	5	20	845	92	1175		200	5	2	1	3	0	0	0	1002576	0
None	5	10	845	92	1057		3	5	2	1	3	0	0	0	1002577	0
None	5	20	845	92	1175		200	5	2	1	3	0	0	0	1002577	0
None	5	10	845	92	1057		3	5	2	1	3	0	0	0	1002580	0
None	5	20	845	92	1175		200	5	2	1	3	0	0	0	1002580	0
None	5	10	846	92	1185		9	5	2	1	8	0	0	0	1000485	0
None	5	10	846	92	1073		9	5	2	1	8	0	0	0	1001275	0
None	5	10	846	92	1073		9	5	2	1	8	0	0	0	1001276	0
None	5	10	846	92	1078		9	5	2	1	8	0	0	0	1002372	0
None	5	10	846	92	1084		9	5	2	1	8	0	0	0	1002371	0
None	5	10	846	92	1082		9	5	2	1	8	0	0	0	1001273	0
None	5	10	846	92	1074		9	5	2	1	8	0	0	0	1001274	0
None	5	10	846	92	1073		9	5	2	1	8	0	0	0	1001450	0
None	5	10	847	92	1057		3	5	2	1	3	0	0	0	1002827	0
None	5	20	847	92	1175		200	5	2	1	3	0	0	0	1002827	0
None	5	10	848	92	1056		2	5	2	1	2	0	0	0	1002569	0
None	5	20	848	92	1086		200	5	2	1	2	0	0	0	1002569	0

None	5	10	862	92	1059		5	20	20		1	5		0	0	0	1002375	0
None	5	10	883	92	1057		3	5	2		1	3		0	0	0	1002740	0
None	5	20	883	92	1175		200	5	2		1	3		0	0	0	1002740	0
None	5	10	891	92	1059		5	20	20		1	5		0	0	0	1002046	0
None	5	10	891	92	1059		5	20	20		1	5		0	0	0	1002994	0
None	5	10	891	92	1059		5	20	20		1	5		0	0	0	1002998	0
None	5	10	892	92	1059		5	20	20		1	5		0	0	0	1002531	0
None	5	10	893	92	1059		5	20	20		1	5		0	0	0	1001313	0
None	5	10	893	92	1059		5	20	20		1	5		0	0	0	1002553	0
None	5	10	893	92	1059		5	20	20		1	5		0	0	0	1002559	0
None	5	10	894	92	1059		5	20	20		1	5		0	0	0	1002549	0
None	5	10	897	92	1056		2	5	2		1	2		0	0	0	1002524	0
None	5	20	897	92	1086		200	5	2		1	2		0	0	0	1002524	0
None	5	10	900	92	1057		3	5	2		1	3		0	0	0	1002399	0
None	5	20	900	92	1175		200	5	2		1	3		0	0	0	1002399	0
None	5	10	901	92	1057		3	5	2		1	3		0	0	0	1002383	0
None	5	20	901	92	1175		200	5	2		1	3		0	0	0	1002383	0
None	5	10	902	92	1057		3	5	2		1	3		0	0	0	1002828	0
None	5	20	902	92	1175		200	5	2		1	3		0	0	0	1002828	0
None	5	10	903	92	1075	2235	9	5	2		1	8		0	0	0	1002382	0
None	5	10	904	92	1057		3	5	2		1	3		0	0	0	1002570	0
None	5	20	904	92	1175		200	5	2		1	3		0	0	0	1002570	0
None	5	10	180	182	1059		5	20	20		1	5	100	0	0	0	1002026	516840.1
None	5	50	180	182	1059		5	20	20		1	5		0	0	0	1002026	0
None	5	10	180	182	1059		5	20	20		1	5	100	0	0	0	1002027	0
None	5	50	180	182	1059		5	20	20		1	5		0	0	0	1002027	0
None	5	10	180	182	1059		5	20	20		1	5	100	0	0	0	1002028	0
None	5	50	180	182	1059		5	20	20		1	5		0	0	0	1002028	0
None	5	10	180	182	1059		5	20	20		1	5	100	0	0	0	1002029	0
None	5	50	180	182	1059		5	20	20		1	5		0	0	0	1002029	0
None	5	10	180	182	1059		5	20	20		1	5	100	0	0	0	1002034	441841.1
None	5	50	180	182	1059		5	20	20		1	5		0	0	0	1002034	0
None	5	10	180	182	1059		5	20	20		1	5	100	0	0	0	1002035	0
None	5	50	180	182	1059		5	20	20		1	5		0	0	0	1002035	0
None	5	10	180	182	1059		5	20	20		1	5	100	0	0	0	1002036	0
None	5	50	180	182	1059		5	20	20		1	5		0	0	0	1002036	0
None	5	10	180	182	1059		5	20	20		1	5	100	0	0	0	1002314	0
None	5	50	180	182	1059		5	20	20		1	5		0	0	0	1002314	0
None	5	10	180	182	1059		5	20	20		1	5	100	0	0	0	1002317	0
None	5	50	180	182	1059		5	20	20		1	5		0	0	0	1002317	0
None	5	10	180	182	1059		5	20	20		1	5	100	0	0	0	1002318	0
None	5	50	180	182	1059		5	20	20		1	5		0	0	0	1002318	0
None	5	10	180	182	1059		5	20	20		1	5	100	0	0	0	1002394	78469.06
None	5	50	180	182	1059		5	20	20		1	5		0	0	0	1002394	0
None	5	10	180	182	1059		5	20	20	100	1	5	100	0	0	0	1003229	-52
None	5	50	180	182	1059			20	20		1	5		0	0	0	1003229	0
None	5	10	181	182	1059		5	20	20		1	5	100	0	0	0	999643	0
None	5	50	181	182	1059		5	20	20		1	5		0	0	0	999643	0
None	5	10	181	182	1059		5	20	20		1	5	100	0	0	0	1002109	0
None	5	50	181	182	1059		5	20	20		1	5		0	0	0	1002109	0
None	5	10	181	182	1059		5	20	20		1	5	100	0	0	0	1002319	19337.85
None	5	50	181	182	1059		5	20	20		1	5		0	0	0	1002319	0
None	5	10	181	182	1059		5	20	20		1	5	100	0	0	0	1002320	6307.5
None	5	50	181	182	1059		5	20	20		1	5		0	0	0	1002320	0
None	5	10	181	182	1059		5	20	20		1	5	100	0	0	0	1002322	37342.14
None	5	50	181	182	1059		5	20	20		1	5		0	0	0	1002322	0
None	5	10	181	182	1059		5	20	20		1	5	100	0	0	0	1002393	2038
None	5	50	181	182	1059			20	20		1	5		0	0	0	1002393	0
None	5	10	1233	182	1059		5	20	20		1	5	100	0	0	0	1003704	31032.5
None	5	50	1233	182	1059		5	20	20		1	5		0	0	0	1003704	0
None	5	10	182	182	1059		5	20	20		1	5	100	0	0	0	1002038	-839442
None	5	50	182	182	1059		5	20	20		1	5		0	0	0	1002038	0
None	5	10	182	182	1059		5	20	20		1	5	100	0	0	0	1002039	-50746.5
None	5	50	182	182	1059		5	20	20		1	5		0	0	0	1002039	0
None	5	10	182	182	1059		5	20	20		1	5	100	0	0	0	1002390	139295.3
None	5	50	182	182	1059		5	20	20		1	5		0	0	0	1002390	0
None	5	10	182	182	1059		5	20	20		1	5	100	0	0	0	1002392	0
None	5	50	182	182	1059		5	20	20		1	5		0	0	0	1002392	0
None	5	10	182	182	1059		5	20	20		1	5	100	0	0	0	1003244	0
None	5	50	182	182	1059		5	20	20		1	5		0	0	0	1003244	0
None	5	10	182	182	1059		5	20	20		1	5	100	0	0	0	1003246	0
None	5	50	182	182	1059		5	20	20		1	5		0	0	0	1003246	0
None	5	10	182	182	1059		5	20	20		1	5	100	0	0	0	1003247	0
None	5	50	182	182	1059		5	20	20		1	5		0	0	0	1003247	0
None	5	10	182	182	1059		5	20	20		1	5	100	0	0	0	1003248	1234536
None	5	50	182	182	1059		5	20	20		1	5		0	0	0	1003248	0
None	5	10	182	182	1059		5	20	20		1	5	100	0	0	0	1003251	0
None	5	50	182	182	1059		5	20	20		1	5		0	0	0	1003251	0
None	5	10	182	182	1059		5	20	20		1	5	100	0	0	0	1003252	76496.16
None	5	50	182	182	1059		5	20	20		1	5		0	0	0	1003252	0
None	5	10	184	182	1059		5	20	20		1	5	100	0	0	0	1003237	490604.2
None	5	50	184	182	1059		5	20	20		1	5		0	0	0	1003237	0
None	5	10	184	182	1059		5	20	20		1	5	100	0	0	0	1003238	0
None	5	50	184	182	1059		5	20	20		1	5		0	0	0	1003238	0
None	5	10	184	182	1059		5	20	20		1	5	100	0	0	0	1003239	0
None	5	50	184	182	1059		5	20	20		1	5		0	0	0	1003239	0
None	5	10	184	182	1059		5	20	20		1	5	100	0	0	0	1003242	0
None	5	50	184	182	1059		5	20	20		1	5		0	0	0	1003242	0
None	5	10	184	182	1059		5	20	20		1	5	100	0	0	0	1003243	0
None	5	50	184	182	1059		5	20	20		1	5		0	0	0	1003243	0
None	5	10	186	182	1056		2	5	2		1	2	100	0	0	0	1003718	8111
None	5	50	186	182	1056		2	5	2		1	2		0	0	0	1003718	0

None	5	10	187	182	1056	2	5	2		1	2	100	0	0	0	1003710	0
None	5	50	187	182	1056	2	5	2		1	2		0	0	0	1003710	0
None	5	10	187	182	1056	2	5	2		1	2	100	0	0	0	1003712	0
None	5	50	187	182	1056	2	5	2		1	2		0	0	0	1003712	0
None	5	10	189	182	1057	3	5	2	100	1	3	100	0	0	0	1003236	-29
None	5	50	189	182	1057		5	2		1	3		0	0	0	1003236	0
None	5	10	191	182	1057	3	5	2		1	3	100	0	0	0	1003708	27323.72
None	5	50	191	182	1057	3	5	2		1	3		0	0	0	1003708	0
None	5	10	192	182	1059	5	5	2		1	5	100	0	0	0	1003714	308901.8
None	5	50	192	182	1059	5	5	2		1	5		0	0	0	1003714	0
None	5	10	195	182	1057	3	5	2		1	3	100	0	0	0	999644	0
None	5	50	195	182	1057	3	5	2		1	3		0	0	0	999644	0
None	5	10	206	182	1059	5	2	2		1	5	100	0	0	0	1003713	7103.3
None	5	50	206	182	1059	5	2	2		1	5		0	0	0	1003713	0
None	5	10	213	182	1057	3	5	2		1	3	100	0	0	0	1003106	147465
None	5	50	213	182	1057	3	5	2		1	3		0	0	0	1003106	0
None	5	10	216	182	1059	5	20	20		1	5	100	0	0	0	1002111	1208741
None	5	50	216	182	1059	5	20	20		1	5		0	0	0	1002111	0
None	5	10	217	182	1059	5	20	20		1	5	100	0	0	0	1003717	1048.5
None	5	50	217	182	1059	5	20	20		1	5		0	0	0	1003717	0
None	5	10	788	182	1056	2	5	2		1	2	100	0	0	0	999645	13835.09
None	5	50	788	182	1056	2	5	2		1	2		0	0	0	999645	0
None	5	10	788	182	1056	2	5	2	100	1	2	100	0	0	0	1003231	-21.5
None	5	50	788	182	1056		5	2		1	2		0	0	0	1003231	0
None	5	10	788	182	1056	2	5	2	100	1	2	100	0	0	0	1003232	-38
None	5	50	788	182	1056		5	2		1	2		0	0	0	1003232	0
None	5	10	789	182	1180	1	5	2		1	1	100	0	0	0	999655	357.5
None	5	50	789	182	1180	1	5	2		1	1		0	0	0	999655	0
None	5	10	789	182	1180	1	5	2	100	1	1	100	0	0	0	1003233	6
None	5	50	789	182	1180		5	3		1	1		0	0	0	1003233	0
None	5	10	791	182	1057	3	5	2		1	3	100	0	0	0	999654	0
None	5	50	791	182	1057	3	5	2		1	3		0	0	0	999654	0
None	5	10	791	182	1056	2	5	2	100	1	2	100	0	0	0	1003230	45.5
None	5	50	791	182	1056		5	2		1	2		0	0	0	1003230	0
None	5	10	833	182	1059	5	20	20		1	5	100	0	0	0	1000032	89037.43
None	5	50	833	182	1059	5	20	20		1	5		0	0	0	1000032	0
None	5	10	833	182	1059	5	20	20		1	5	100	0	0	0	1000033	-82978.1
None	5	50	833	182	1059	5	20	20		1	5		0	0	0	1000033	0
None	5	10	833	182	1059	5	20	20		1	5	100	0	0	0	1000084	-1180.16
None	5	50	833	182	1059	5	20	20		1	5		0	0	0	1000084	0
None	5	10	833	182	1059	5	20	20		1	5	100	0	0	0	1002024	-103999
None	5	50	833	182	1059	5	20	20		1	5		0	0	0	1002024	0
None	5	10	833	182	1059	5	20	20		1	5	100	0	0	0	1002030	375135.5
None	5	50	833	182	1059	5	20	20		1	5		0	0	0	1002030	0
None	5	10	833	182	1059	5	20	20		1	5	100	0	0	0	1002315	1761251
None	5	50	833	182	1059	5	20	20		1	5		0	0	0	1002315	0
None	5	10	834	182	1059	5	20	20		1	5	100	0	0	0	1002037	162498.5
None	5	50	834	182	1059	5	20	20		1	5		0	0	0	1002037	0
None	5	10	834	182	1059	5	20	20		1	5	100	0	0	0	1002323	65646.5
None	5	50	834	182	1059	5	20	20		1	5		0	0	0	1002323	0
None	5	10	835	182	1059	5	20	20		1	5	100	0	0	0	1002391	246393.2
None	5	50	835	182	1059	5	20	20		1	5		0	0	0	1002391	0
None	5	10	835	182	1059	5	20	20		1	5	100	0	0	0	1003249	431250.5
None	5	50	835	182	1059	5	20	20		1	5		0	0	0	1003249	0
None	5	10	835	182	1059	5	20	20		1	5	100	0	0	0	1003253	51994.12
None	5	50	835	182	1059	5	20	20		1	5		0	0	0	1003253	0
None	5	10	836	182	1059	5	20	20		1	5	100	0	0	0	1003240	1398420
None	5	50	836	182	1059	5	20	20		1	5		0	0	0	1003240	0
None	5	10	838	182	1056	2	5	2		1	2	100	0	0	0	999657	0
None	5	50	838	182	1056	2	5	2		1	2		0	0	0	999657	0
None	5	10	839	182	1056	2	5	2		1	2	100	0	0	0	999647	0
None	5	50	839	182	1056	2	5	2		1	2		0	0	0	999647	0
None	5	10	839	182	1056	2	5	2		1	2	100	0	0	0	999658	0.38
None	5	50	839	182	1056	2	5	2		1	2		0	0	0	999658	0
None	5	10	843	182	1057	3	5	2		1	3	100	0	0	0	999646	119317.7
None	5	50	843	182	1057	3	5	2		1	3		0	0	0	999646	0
None	5	10	844	182	1057	3	5	2		1	3	100	0	0	0	999656	-0.09
None	5	50	844	182	1057	3	5	2		1	3		0	0	0	999656	0
None	5	10	845	182	1057	3	5	2		1	3	100	0	0	0	1002110	34.45
None	5	50	845	182	1057	3	5	2		1	3		0	0	0	1002110	0
None	5	10	845	182	1057	3	5	2		1	3	100	0	0	0	1003715	94408.25
None	5	50	845	182	1057	3	5	2		1	3		0	0	0	1003715	0
None	5	10	845	182	1057	3	5	2		1	3	100	0	0	0	1003716	21376.82
None	5	50	845	182	1057	3	5	2		1	3		0	0	0	1003716	0
None	5	10	847	182	1057	3	5	2		1	3	100	0	0	0	1003705	29806.11
None	5	50	847	182	1057	3	5	2		1	3		0	0	0	1003705	0
None	5	10	891	182	1059	5	20	20		1	5	100	0	0	0	1002025	0
None	5	50	891	182	1059	5	20	20		1	5		0	0	0	1002025	0
None	5	10	891	182	1059	5	20	20		1	5	100	0	0	0	1002032	6809.52
None	5	50	891	182	1059	5	20	20		1	5		0	0	0	1002032	0
None	5	10	891	182	1059	5	20	20		1	5	100	0	0	0	1002112	286942.7
None	5	50	891	182	1059	5	20	20		1	5		0	0	0	1002112	0
None	5	10	891	182	1059	5	20	20		1	5	100	0	0	0	1003988	281.05
None	5	50	891	182	1059	5	20	20		1	5		0	0	0	1003988	0
None	5	10	891	182	1059	5	20	20		1	5	100	0	0	0	1003989	-5273.37
None	5	50	891	182	1059	5	20	20		1	5		0	0	0	1003989	0
None	5	10	891	182	1059	5	20	20		1	5	100	0	0	0	1003990	-33.39
None	5	50	891	182	1059	5	20	20		1	5		0	0	0	1003990	0
None	5	10	891	182	1059	5	20	20		1	5	100	0	0	0	1003991	-4765.45
None	5	50	891	182	1059	5	20	20		1	5		0	0	0	1003991	0
None	5	10	892	182	1059	5	20	20		1	5	100	0	0	0	999660	8207
None	5	50	892	182	1059	5	20	20		1	5		0	0	0	999660	0

None	5	10	892	182	1059		5	20	20	1	5	100	0	0	0	1002321	5563
None	5	50	892	182	1059		5	20	20	1	5		0	0	0	1002321	0
None	5	10	893	182	1059		5	20	20	1	5	100	0	0	0	1003245	112611.7
None	5	50	893	182	1059		5	20	20	1	5		0	0	0	1003245	0
None	5	10	893	182	1059		5	20	20	1	5	100	0	0	0	1003250	147227.5
None	5	50	893	182	1059		5	20	20	1	5		0	0	0	1003250	0
None	5	10	893	182	1059		5	20	20	1	5	100	0	0	0	1003703	5139.43
None	5	50	893	182	1059		5	20	20	1	5		0	0	0	1003703	0
None	5	10	894	182	1059		5	20	20	1	5	100	0	0	0	1003241	130958.7
None	5	50	894	182	1059		5	20	20	1	5		0	0	0	1003241	0
None	5	10	897	182	1056		2	5	2	1	2	100	0	0	0	1003711	0
None	5	50	897	182	1056		2	5	2	1	2		0	0	0	1003711	0
None	5	10	900	182	1057		3	5	2	1	3	100	0	0	0	1003709	0
None	5	50	900	182	1057		3	5	2	1	3		0	0	0	1003709	0
None	5	10	901	182	1057		3	5	2	1	3	100	0	0	0	999661	5230.99
None	5	50	901	182	1057		3	5	2	1	3		0	0	0	999661	0
None	5	10	902	182	1057		3	5	2	1	3	100	0	0	0	1003707	-6328.5
None	5	50	902	182	1057		3	5	2	1	3		0	0	0	1003707	0
None	5	10	904	182	1057		3	5	2	1	3	100	0	0	0	1003706	0
None	5	50	904	182	1057		3	5	2	1	3		0	0	0	1003706	0
None	5	10	179	180	1159		0	5	2	1	10		0	0	0	1002388	0
None	5	10	179	180	1159		0	5	2	1	10		0	0	0	1003234	0
None	5	10	194	180	1079		9	5	2	1	8		0	0	0	1002103	0
None	5	10	194	180	1080		9	5	2	1	8		0	0	0	1002033	0
None	5	10	194	180	1081	2235	9	5	2	1	8		0	0	0	1002313	0
None	5	10	194	180	1081		9	5	2	1	8		0	0	0	1003228	0
None	5	10	194	180	1084		9	5	2	1	8		0	0	0	1002365	0
None	5	10	194	180	1084		9	5	2	1	8		0	0	0	1002504	0
None	5	10	194	180	1073		9	5	2	1	8		0	0	0	1002102	0
None	5	10	194	180	1074		9	5	2	1	8		0	0	0	1002101	0
None	5	10	194	180	1074		9	5	2	1	8		0	0	0	1002104	0
None	5	10	194	180	1074	2235	9	5	2	1	8		0	0	0	1002312	0
None	5	10	194	180	1075		9	5	2	1	8		0	0	0	1002100	0
None	5	10	194	180	1075	2235	9	5	2	1	8		0	0	0	1002113	0
None	5	10	194	180	1075	2235	9	5	2	1	8		0	0	0	1002311	0
None	5	10	194	180	1075	2235	9	5	2	1	8		0	0	0	1003226	0
None	5	10	215	180	1159		0	5	2	1	10		0	0	0	1002362	0
None	5	10	218	180	1075		9	20	20	1	8		0	0	0	1003235	0
None	5	10	794	180	1083		9	5	2	1	8		0	0	0	1002326	0
None	5	10	832	180	1159		0	5	2	1	10		0	0	0	1003225	0
None	5	10	846	180	1079		9	5	2	1	8		0	0	0	1002106	0
None	5	10	846	180	1082		9	5	2	1	8		0	0	0	1002105	0
None	5	10	846	180	1084		9	5	2	1	8		0	0	0	1003227	0
None	5	10	846	180	1073		9	5	2	1	8		0	0	0	1002363	0
None	5	10	846	180	1075		9	5	2	1	8		0	0	0	1002364	0
None	5	10	874	180	1185		9	5	2	1	8		0	0	0	1002023	0
None	5	10	874	180	1185		9	5	2	1	8		0	0	0	1003105	0
None	5	10	903	180	1077	2235	9	5	2	1	8		0	0	0	1002108	0
None	5	10	903	180	1081	2235	9	5	2	1	8		0	0	0	1002107	0
None	5	10	180	191	1059		5	20	20	1	5	101	0	0	0	999666	301.29
None	5	50	180	191	1059		5	20	20	1	5		0	0	0	999666	0
None	5	10	180	191	1059		5	20	20	1	5	101	0	0	0	999667	0
None	5	50	180	191	1059		5	20	20	1	5		0	0	0	999667	0
None	5	10	180	191	1059		5	20	20	1	5	101	0	0	0	1000373	0
None	5	50	180	191	1059		5	20	20	1	5		0	0	0	1000373	0
None	5	10	180	191	1059		5	20	20	1	5	101	0	0	0	1000374	0
None	5	50	180	191	1059		5	20	20	1	5		0	0	0	1000374	0
None	5	10	180	191	1059		5	20	20	1	5	101	0	0	0	1000375	0
None	5	50	180	191	1059		5	20	20	1	5		0	0	0	1000375	0
None	5	10	180	191	1059		5	20	20	1	5	101	0	0	0	1004047	0
None	5	50	180	191	1059		5	20	20	1	5		0	0	0	1004047	0
None	5	10	180	191	1059		5	20	20	1	5	101	0	0	0	1004048	0
None	5	50	180	191	1059		5	20	20	1	5		0	0	0	1004048	0
None	5	10	180	191	1059		5	20	20	1	5	101	0	0	0	1004049	243028.3
None	5	50	180	191	1059			20	20	1	5		0	0	0	1004049	0
None	5	10	180	191	1059		5	20	20	1	5	101	0	0	0	1004050	0
None	5	50	180	191	1059		5	20	20	1	5		0	0	0	1004050	0
None	5	10	180	191	1059		5	20	20	1	5	101	0	0	0	1004054	4966.37
None	5	50	180	191	1059		5	20	20	1	5		0	0	0	1004054	0
None	5	10	180	191	1059		5	20	20	1	5	101	0	0	0	1004055	0
None	5	50	180	191	1059		5	20	20	1	5		0	0	0	1004055	0
None	5	10	181	191	1059		5	20	20	1	5	101	0	0	0	1002965	4144.47
None	5	50	181	191	1059		5	20	20	1	5		0	0	0	1002965	0
None	5	10	181	191	1059		5	20	20	1	5	101	0	0	0	1002967	-395.28
None	5	50	181	191	1059		5	20	20	1	5		0	0	0	1002967	0
None	5	10	182	191	1059		5	20	20	1	5	101	0	0	0	999663	6767.07
None	5	50	182	191	1059		5	20	20	1	5		0	0	0	999663	0
None	5	10	182	191	1059		5	20	20	1	5	101	0	0	0	999665	0
None	5	50	182	191	1059		5	20	20	1	5		0	0	0	999665	0
None	5	10	182	191	1059		5	20	20	1	5	101	0	0	0	999670	0
None	5	50	182	191	1059		5	20	20	1	5		0	0	0	999670	0
None	5	10	182	191	1059		5	20	20	1	5	101	0	0	0	999671	0
None	5	50	182	191	1059		5	20	20	1	5		0	0	0	999671	0
None	5	10	182	191	1059		5	20	20	1	5	101	0	0	0	1002975	0
None	5	50	182	191	1059		5	20	20	1	5		0	0	0	1002975	0
None	5	10	182	191	1059		5	20	20	1	5	101	0	0	0	1002978	0
None	5	50	182	191	1059		5	20	20	1	5		0	0	0	1002978	0
None	5	10	182	191	1059		5	20	20	1	5	101	0	0	0	1002979	0
None	5	50	182	191	1059		5	20	20	1	5		0	0	0	1002979	0
None	5	10	182	191	1059		5	20	20	1	5	101	0	0	0	1002983	0
None	5	50	182	191	1059		5	20	20	1	5		0	0	0	1002983	0
None	5	10	182	191	1059		5	20	20	1	5	101	0	0	0	1002984	0

None	5	50	182	191	1059	5	20	20	1	5		0	0	0	1002984	0
None	5	10	182	191	1059	5	20	20	1	5	101	0	0	0	1003459	0
None	5	50	182	191	1059	5	20	20	1	5		0	0	0	1003459	0
None	5	10	182	191	1059	5	20	20	1	5	101	0	0	0	1003934	0
None	5	50	182	191	1059	5	20	20	1	5		0	0	0	1003934	0
None	5	10	182	191	1059	5	20	20	1	5	101	0	0	0	1003942	0
None	5	50	182	191	1059	5	20	20	1	5		0	0	0	1003942	0
None	5	10	182	191	1059	5	20	20	1	5	101	0	0	0	1004057	63825.14
None	5	50	182	191	1059	5	20	20	1	5		0	0	0	1004057	0
None	5	10	182	191	1059	5	20	20	1	5	101	0	0	0	1004058	-12594.4
None	5	50	182	191	1059	5	20	20	1	5		0	0	0	1004058	0
None	5	10	184	191	1059	5	20	20	1	5	101	0	0	0	1002968	105893.5
None	5	50	184	191	1059	5	20	20	1	5		0	0	0	1002968	0
None	5	10	184	191	1059	5	20	20	1	5	101	0	0	0	1002969	0
None	5	50	184	191	1059	5	20	20	1	5		0	0	0	1002969	0
None	5	10	184	191	1059	5	20	20	1	5	101	0	0	0	1002972	0
None	5	50	184	191	1059	5	20	20	1	5		0	0	0	1002972	0
None	5	10	184	191	1059	5	20	20	1	5	101	0	0	0	1002973	0
None	5	50	184	191	1059	5	20	20	1	5		0	0	0	1002973	0
None	5	10	184	191	1059	5	20	20	1	5	101	0	0	0	1002974	0
None	5	50	184	191	1059	5	20	20	1	5		0	0	0	1002974	0
None	5	10	186	191	1056	2	5	2	1	2	101	0	0	0	1003944	-601.53
None	5	50	186	191	1056	2	5	2	1	2		0	0	0	1003944	0
None	5	10	187	191	1056	2	5	2	1	2	101	0	0	0	1003939	-1353.6
None	5	50	187	191	1056	2	5	2	1	2		0	0	0	1003939	0
None	5	10	191	191	1057	3	5	2	1	3	101	0	0	0	1003936	52578.28
None	5	50	191	191	1057	3	5	2	1	3		0	0	0	1003936	0
None	5	10	192	191	1059	5	5	2	1	5	101	0	0	0	1003940	0
None	5	50	192	191	1059	5	5	2	1	5		0	0	0	1003940	0
None	5	10	195	191	1057	3	5	2	1	3	101	0	0	0	1004059	23276.49
None	5	50	195	191	1057	3	5	2	1	3		0	0	0	1004059	0
None	5	10	196	191	1056	2	5	2	1	2	101	0	0	0	999672	33658.77
None	5	50	196	191	1056	2	5	2	1	2		0	0	0	999672	0
None	5	10	791	191	1057	3	5	2	1	3	101	0	0	0	999669	0
None	5	50	791	191	1057	3	5	2	1	3		0	0	0	999669	0
None	5	10	793	191	1057	3	5	2	1	3	101	0	0	0	999676	0
None	5	50	793	191	1057	3	5	2	1	3		0	0	0	999676	0
None	5	10	796	191	1056	2	5	2	1	2	101	0	0	0	999673	4109.69
None	5	50	796	191	1056	2	5	2	1	2		0	0	0	999673	0
None	5	10	833	191	1059	5	20	20	1	5	101	0	0	0	1000371	147779.3
None	5	50	833	191	1059	5	20	20	1	5		0	0	0	1000371	0
None	5	10	833	191	1059	5	20	20	1	5	101	0	0	0	1004044	169.08
None	5	50	833	191	1059	5	20	20	1	5		0	0	0	1004044	0
None	5	10	833	191	1059	5	20	20	1	5	101	0	0	0	1004051	9865.51
None	5	50	833	191	1059	5	20	20	1	5		0	0	0	1004051	0
None	5	10	834	191	1059	5	20	20	1	5	101	0	0	0	1004056	460.42
None	5	50	834	191	1059	5	20	20	1	5		0	0	0	1004056	0
None	5	10	835	191	1059	5	20	20	1	5	101	0	0	0	999664	69535.95
None	5	50	835	191	1059	5	20	20	1	5		0	0	0	999664	0
None	5	10	835	191	1059	5	20	20	1	5	101	0	0	0	1002980	91113
None	5	50	835	191	1059	5	20	20	1	5		0	0	0	1002980	0
None	5	10	835	191	1057	3	20	20	1	3	101	0	0	0	1003943	1995.29
None	5	50	835	191	1057	3	20	20	1	3		0	0	0	1003943	0
None	5	10	836	191	1059	5	20	20	1	5	101	0	0	0	1002970	276693.4
None	5	50	836	191	1059	5	20	20	1	5		0	0	0	1002970	0
None	5	10	843	191	1057	3	5	2	1	3	101	0	0	0	1004060	14292.74
None	5	50	843	191	1057	3	5	2	1	3		0	0	0	1004060	0
None	5	10	845	191	1057	3	5	2	1	3	101	0	0	0	1003941	0
None	5	50	845	191	1057	3	5	2	1	3		0	0	0	1003941	0
None	5	10	847	191	1057	3	5	2	1	3	101	0	0	0	1003935	429.89
None	5	50	847	191	1057	3	5	2	1	3		0	0	0	1003935	0
None	5	10	848	191	1056	2	5	2	1	2	101	0	0	0	999674	33013.39
None	5	50	848	191	1056	2	5	2	1	2		0	0	0	999674	0
None	5	10	861	191	1059	5	20	20	1	5	101	0	0	0	1004045	0
None	5	50	861	191	1059	5	20	20	1	5		0	0	0	1004045	0
None	5	10	863	191	1059	5	20	20	1	5	101	0	0	0	1002976	0
None	5	50	863	191	1059	5	20	20	1	5		0	0	0	1002976	0
None	5	10	863	191	1059	5	20	20	1	5	101	0	0	0	1002981	0
None	5	50	863	191	1059	5	20	20	1	5		0	0	0	1002981	0
None	5	10	863	191	1059	5	20	20	1	5	101	0	0	0	1003932	0
None	5	50	863	191	1059	5	20	20	1	5		0	0	0	1003932	0
None	5	10	891	191	1059	5	20	20	1	5	101	0	0	0	999668	-5703.22
None	5	50	891	191	1059	5	20	20	1	5		0	0	0	999668	0
None	5	10	891	191	1059	5	20	20	1	5	101	0	0	0	1003994	35.68
None	5	50	891	191	1059	5	20	20	1	5		0	0	0	1003994	0
None	5	10	891	191	1059	5	20	20	1	5	101	0	0	0	1003995	-167.35
None	5	50	891	191	1059	5	20	20	1	5		0	0	0	1003995	0
None	5	10	891	191	1059	5	20	20	1	5	101	0	0	0	1004046	-16.75
None	5	50	891	191	1059	5	20	20	1	5		0	0	0	1004046	0
None	5	10	891	191	1059	5	20	20	1	5	101	0	0	0	1004053	196.06
None	5	50	891	191	1059	5	20	20	1	5		0	0	0	1004053	0
None	5	10	892	191	1059	5	20	20	1	5	101	0	0	0	1002966	-926.81
None	5	50	892	191	1059	5	20	20	1	5		0	0	0	1002966	0
None	5	10	893	191	1059	5	20	20	1	5	101	0	0	0	1002977	13573.65
None	5	50	893	191	1059	5	20	20	1	5		0	0	0	1002977	0
None	5	10	893	191	1059	5	20	20	1	5	101	0	0	0	1002982	7831.39
None	5	50	893	191	1059	5	20	20	1	5		0	0	0	1002982	0
None	5	10	893	191	1059	5	20	20	1	5	101	0	0	0	1003933	145.73
None	5	50	893	191	1059	5	20	20	1	5		0	0	0	1003933	0
None	5	10	894	191	1059	5	20	20	1	5	101	0	0	0	1002971	29875.19
None	5	50	894	191	1059	5	20	20	1	5		0	0	0	1002971	0
None	5	10	900	191	1057	3	5	2	1	3	101	0	0	0	1003938	-12820.5

None	5	50	900	191	1057	3	5	2	1	3		0	0	0	1003938	0
None	5	10	902	191	1057	3	5	2	1	3	101	0	0	0	999677	0
None	5	50	902	191	1057	3	5	2	1	3		0	0	0	999677	0
None	5	10	905	191	1056	2	5	2	1	2	101	0	0	0	999675	6791.03
None	5	50	905	191	1056	2	5	2	1	2		0	0	0	999675	0
None	5	10	180	184	1059	5	20	20	1	5	100	0	0	0	1002337	0
None	5	50	180	184	1059	5	20	20	1	5		0	0	0	1002337	0
None	5	10	180	184	1059	5	20	20	1	5	100	0	0	0	1002340	0
None	5	50	180	184	1059	5	20	20	1	5		0	0	0	1002340	0
None	5	10	180	184	1059	5	20	20	1	5	100	0	0	0	1002341	0
None	5	50	180	184	1059	5	20	20	1	5		0	0	0	1002341	0
None	5	10	180	184	1059	5	20	20	1	5	100	0	0	0	1003410	0
None	5	50	180	184	1059	5	20	20	1	5		0	0	0	1003410	0
None	5	10	180	184	1059	5	20	20	1	5	100	0	0	0	1003412	0
None	5	50	180	184	1059	5	20	20	1	5		0	0	0	1003412	0
None	5	10	180	184	1059	5	20	20	1	5	100	0	0	0	1003413	0
None	5	50	180	184	1059	5	20	20	1	5		0	0	0	1003413	0
None	5	10	180	184	1059	5	20	20	1	5	100	0	0	0	1003414	1571019
None	5	50	180	184	1059	5	20	20	1	5		0	0	0	1003414	0
None	5	10	180	184	1059	5	20	20	1	5	100	0	0	0	1003415	0
None	5	50	180	184	1059	5	20	20	1	5		0	0	0	1003415	0
None	5	10	180	184	1059	5	20	20	1	5	100	0	0	0	1003416	0
None	5	50	180	184	1059	5	20	20	1	5		0	0	0	1003416	0
None	5	10	180	184	1059	5	20	20	1	5	100	0	0	0	1003420	0
None	5	50	180	184	1059	5	20	20	1	5		0	0	0	1003420	0
None	5	10	180	184	1059	5	20	20	1	5	100	0	0	0	1003421	187120.8
None	5	50	180	184	1059	5	20	20	1	5		0	0	0	1003421	0
None	5	10	180	184	1059	5	20	20	1	5	100	0	0	0	1003422	0
None	5	50	180	184	1059	5	20	20	1	5		0	0	0	1003422	0
None	5	10	180	184	1059	5	20	20	1	5	100	0	0	0	1003434	213632.7
None	5	50	180	184	1059	5	20	20	1	5		0	0	0	1003434	0
None	5	10	180	184	1059	5	20	20	1	5	100	0	0	0	1003435	0
None	5	50	180	184	1059	5	20	20	1	5		0	0	0	1003435	0
None	5	10	181	184	1059	5	20	20	1	5	100	0	0	0	1002772	56855.25
None	5	50	181	184	1059	5	20	20	1	5		0	0	0	1002772	0
None	5	10	181	184	1059	5	20	20	1	5	100	0	0	0	1002774	19380.83
None	5	50	181	184	1059	5	20	20	1	5		0	0	0	1002774	0
None	5	10	181	184	1059	5	20	20	1	5	100	0	0	0	1002775	0
None	5	50	181	184	1059	5	20	20	1	5		0	0	0	1002775	0
None	5	10	181	184	1059	5	20	20	1	5	100	0	0	0	1003441	0
None	5	50	181	184	1059	5	20	20	1	5		0	0	0	1003441	0
None	5	10	1233	184	1059	5	20	20	1	5	100	0	0	0	1003398	11597.72
None	5	50	1233	184	1059	5	20	20	1	5		0	0	0	1003398	0
None	5	10	182	184	1059	5	20	20	1	5	100	0	0	0	1001125	0.02
None	5	50	182	184	1059	5	20	20	1	5		0	0	0	1001125	0
None	5	10	182	184	1059	5	20	20	1	5	100	0	0	0	1002785	0
None	5	50	182	184	1059	5	20	20	1	5		0	0	0	1002785	0
None	5	10	182	184	1059	5	20	20	1	5	100	0	0	0	1002786	0
None	5	50	182	184	1059	5	20	20	1	5		0	0	0	1002786	0
None	5	10	182	184	1059	5	20	20	1	5	100	0	0	0	1002788	0
None	5	50	182	184	1059	5	20	20	1	5		0	0	0	1002788	0
None	5	10	182	184	1059	5	20	20	1	5	100	0	0	0	1002789	0
None	5	50	182	184	1059	5	20	20	1	5		0	0	0	1002789	0
None	5	10	182	184	1059	5	20	20	1	5	100	0	0	0	1002790	584696.6
None	5	50	182	184	1059	5	20	20	1	5		0	0	0	1002790	0
None	5	10	182	184	1059	5	20	20	1	5	100	0	0	0	1002794	0
None	5	50	182	184	1059	5	20	20	1	5		0	0	0	1002794	0
None	5	10	182	184	1059	5	20	20	1	5	100	0	0	0	1002795	0
None	5	50	182	184	1059	5	20	20	1	5		0	0	0	1002795	0
None	5	10	182	184	1059	5	20	20	1	5	100	0	0	0	1002796	0
None	5	50	182	184	1059	5	20	20	1	5		0	0	0	1002796	0
None	5	10	182	184	1059	5	20	20	1	5	100	0	0	0	1002797	-6185.04
None	5	50	182	184	1059	5	20	20	1	5		0	0	0	1002797	0
None	5	10	182	184	1059	5	20	20	1	5	100	0	0	0	1002798	0
None	5	50	182	184	1059	5	20	20	1	5		0	0	0	1002798	0
None	5	10	182	184	1059	5	20	20	1	5	100	0	0	0	1003397	-0.04
None	5	50	182	184	1059	5	20	20	1	5		0	0	0	1003397	0
None	5	10	182	184	1059	5	20	20	1	5	100	0	0	0	1003407	0
None	5	50	182	184	1059	5	20	20	1	5		0	0	0	1003407	0
None	5	10	182	184	1059	5	20	20	1	5	100	0	0	0	1003431	9673.06
None	5	50	182	184	1059	5	20	20	1	5		0	0	0	1003431	0
None	5	10	182	184	1059	5	20	20	1	5	100	0	0	0	1003433	0
None	5	50	182	184	1059	5	20	20	1	5		0	0	0	1003433	0
None	5	10	184	184	1059	5	20	20	1	5	100	0	0	0	1002777	609761.4
None	5	50	184	184	1059	5	20	20	1	5		0	0	0	1002777	0
None	5	10	184	184	1059	5	20	20	1	5	100	0	0	0	1002778	0
None	5	50	184	184	1059	5	20	20	1	5		0	0	0	1002778	0
None	5	10	184	184	1059	5	20	20	1	5	100	0	0	0	1002779	0
None	5	50	184	184	1059	5	20	20	1	5		0	0	0	1002779	0
None	5	10	184	184	1059	5	20	20	1	5	100	0	0	0	1002782	0
None	5	50	184	184	1059	5	20	20	1	5		0	0	0	1002782	0
None	5	10	184	184	1059	5	20	20	1	5	100	0	0	0	1002783	0
None	5	50	184	184	1059	5	20	20	1	5		0	0	0	1002783	0
None	5	10	184	184	1059	5	20	20	1	5	100	0	0	0	1002784	0
None	5	50	184	184	1059	5	20	20	1	5		0	0	0	1002784	0
None	5	10	186	184	1056	2	5	2	1	2	100	0	0	0	1003408	58447.18
None	5	50	186	184	1056	2	5	2	1	2		0	0	0	1003408	0
None	5	10	187	184	1056	2	5	2	1	2	100	0	0	0	1003405	0
None	5	50	187	184	1056	2	5	2	1	2		0	0	0	1003405	0
None	5	10	187	184	1056	2	5	2	1	2	100	0	0	0	1003428	0
None	5	50	187	184	1056	2	5	2	1	2		0	0	0	1003428	0
None	5	10	191	184	1057	3	5	2	1	3	100	0	0	0	1003401	68749.9

None	5	50	191	184	1057		3	5	2	1	3		0	0	0	1003401	0
None	5	10	191	184	1057		3	5	2	1	3	100	0	0	0	1003402	0
None	5	50	191	184	1057		3	5	2	1	3		0	0	0	1003402	0
None	5	10	192	184	1059		5	5	2	1	5	100	0	0	0	1003406	4919.49
None	5	50	192	184	1059		5	5	2	1	5		0	0	0	1003406	0
None	5	10	195	184	1057		3	5	2	1	3	100	0	0	0	1003424	102889.7
None	5	50	195	184	1057		3	5	2	1	3		0	0	0	1003424	0
None	5	10	213	184	1057		3	5	2	1	3	100	0	0	0	1003437	-227.13
None	5	50	213	184	1057		3	5	2	1	3		0	0	0	1003437	0
None	5	10	216	184	1059		5	20	20	1	5	100	0	0	0	1003429	1411.41
None	5	50	216	184	1059		5	20	20	1	5		0	0	0	1003429	0
None	5	10	788	184	1056		2	5	5	1	2	100	0	0	0	1002477	0
None	5	50	788	184	1056		2	5	5	1	2		0	0	0	1002477	0
None	5	10	788	184	1056		2	5	2	1	2	100	0	0	0	1003426	0
None	5	50	788	184	1056		2	5	2	1	2		0	0	0	1003426	0
None	5	10	791	184	1057		3	5	2	1	3	100	0	0	0	1003439	0
None	5	50	791	184	1057		3	5	2	1	3		0	0	0	1003439	0
None	5	10	792	184	1057		3	5	2	1	3	100	0	0	0	1002476	1495.02
None	5	50	792	184	1057		3	5	2	1	3		0	0	0	1002476	0
None	5	10	833	184	1059		5	20	20	1	5	100	0	0	0	1000085	1078.86
None	5	50	833	184	1059		5	20	20	1	5		0	0	0	1000085	0
None	5	10	833	184	1059		5	20	20	1	5	100	0	0	0	1000086	679.95
None	5	50	833	184	1059		5	20	20	1	5		0	0	0	1000086	0
None	5	10	833	184	1059		5	20	20	1	5	100	0	0	0	1000087	0.85
None	5	50	833	184	1059		5	20	20	1	5		0	0	0	1000087	0
None	5	10	833	184	1059		5	20	20	1	5	100	0	0	0	1002338	1105467
None	5	50	833	184	1059		5	20	20	1	5		0	0	0	1002338	0
None	5	10	833	184	1059		5	20	20	1	5	100	0	0	0	1003411	891
None	5	50	833	184	1059		5	20	20	1	5		0	0	0	1003411	0
None	5	10	833	184	1059		5	20	20	1	5	100	0	0	0	1003417	69774.76
None	5	50	833	184	1059		5	20	20	1	5		0	0	0	1003417	0
None	5	10	834	184	1059		5	20	20	1	5	100	0	0	0	1002776	-0.01
None	5	50	834	184	1059		5	20	20	1	5		0	0	0	1002776	0
None	5	10	834	184	1059		5	20	20	1	5	100	0	0	0	1003423	89145.61
None	5	50	834	184	1059		5	20	20	1	5		0	0	0	1003423	0
None	5	10	835	184	1059		5	20	20	1	5	100	0	0	0	1002791	615389.6
None	5	50	835	184	1059		5	20	20	1	5		0	0	0	1002791	0
None	5	10	835	184	1059		5	20	20	1	5	100	0	0	0	1002799	-15372.1
None	5	50	835	184	1059		5	20	20	1	5		0	0	0	1002799	0
None	5	10	835	184	1059		5	20	20	1	5	100	0	0	0	1003432	72793.86
None	5	50	835	184	1059		5	20	20	1	5		0	0	0	1003432	0
None	5	10	836	184	1059		5	20	20	1	5	100	0	0	0	1002780	1171123
None	5	50	836	184	1059		5	20	20	1	5		0	0	0	1002780	0
None	5	10	843	184	1057		3	5	2	1	3	100	0	0	0	1003427	24628.96
None	5	50	843	184	1057		3	5	2	1	3		0	0	0	1003427	0
None	5	10	844	184	1057		3	5	2	1	3	100	0	0	0	1003440	5217.54
None	5	50	844	184	1057		3	5	2	1	3		0	0	0	1003440	0
None	5	10	847	184	1057		3	5	2	1	3	100	0	0	0	1003399	11033.06
None	5	50	847	184	1057		3	5	2	1	3		0	0	0	1003399	0
None	5	10	863	184	1059		5	20	20	1	5	100	0	0	0	1002792	0
None	5	50	863	184	1059		5	20	20	1	5		0	0	0	1002792	0
None	5	10	863	184	1059		5	20	20	1	5	100	0	0	0	1002800	-0.06
None	5	50	863	184	1059		5	20	20	1	5		0	0	0	1002800	0
None	5	10	891	184	1059		5	20	20	1	5	100	0	0	0	1003419	0
None	5	50	891	184	1059		5	20	20	1	5		0	0	0	1003419	0
None	5	10	891	184	1059		5	20	20	1	5	100	0	0	0	1003436	36223.38
None	5	50	891	184	1059		5	20	20	1	5		0	0	0	1003436	0
None	5	10	891	184	1059		5	20	20	1	5	100	0	0	0	1003992	1009.69
None	5	50	891	184	1059		5	20	20	1	5		0	0	0	1003992	0
None	5	10	891	184	1059		5	20	20	1	5	100	0	0	0	1003993	-246.74
None	5	50	891	184	1059		5	20	20	1	5		0	0	0	1003993	0
None	5	10	892	184	1059		5	20	20	1	5	100	0	0	0	1002773	6046.46
None	5	50	892	184	1059		5	20	20	1	5		0	0	0	1002773	0
None	5	10	893	184	1059		5	20	20	1	5	100	0	0	0	1002787	27093
None	5	50	893	184	1059		5	20	20	1	5		0	0	0	1002787	0
None	5	10	893	184	1059		5	20	20	1	5	100	0	0	0	1002793	221503.5
None	5	50	893	184	1059		5	20	20	1	5		0	0	0	1002793	0
None	5	10	893	184	1059		5	20	20	1	5	100	0	0	0	1002801	-2040.36
None	5	50	893	184	1059		5	20	20	1	5		0	0	0	1002801	0
None	5	10	894	184	1059		5	20	20	1	5	100	0	0	0	1002781	303740
None	5	50	894	184	1059		5	20	20	1	5		0	0	0	1002781	0
None	5	10	900	184	1057		3	5	2	1	3	100	0	0	0	1003404	0
None	5	50	900	184	1057		3	5	2	1	3		0	0	0	1003404	0
None	5	10	904	184	1057		3	5	2	1	3	100	0	0	0	1003400	0
None	5	50	904	184	1057		3	5	2	1	3		0	0	0	1003400	0
None	5	10	179	94	1159		0	5	2	1	10		0	0	0	1002329	0
None	5	10	194	94	1077		9	5	2	1	8		0	0	0	1002474	0
None	5	10	194	94	1078		9	5	2	1	8		0	0	0	1002473	0
None	5	10	194	94	1079		9	5	2	1	8		0	0	0	1002331	0
None	5	10	194	94	1081	2235	9	5	2	1	8		0	0	0	1001127	0
None	5	10	194	94	1081		9	5	2	1	8		0	0	0	1002327	0
None	5	10	194	94	1082		9	5	2	1	8		0	0	0	1003438	0
None	5	10	194	94	1083		9	5	2	1	8		0	0	0	1002328	0
None	5	10	194	94	1083		9	5	2	1	8		0	0	0	1002336	0
None	5	10	194	94	1084	2235	9	5	2	1	8		0	0	0	1003213	0
None	5	10	194	94	1073		9	5	2	1	8		0	0	0	1002475	0
None	5	10	194	94	1075	2235	9	5	2	1	8		0	0	0	1001126	0
None	5	10	194	94	1075	2235	9	5	2	1	8		0	0	0	1001132	0
None	5	10	194	94	1075	2235	9	5	2	1	8		0	0	0	1002333	0
None	5	10	215	94	1159	-1	0	5	2	1	10		0	0	0	1001128	0
None	5	10	832	94	1159		0	5	2	1	10		0	0	0	1001129	0
None	5	10	833	94	1059		5	20	20	1	5		0	0	0	1001130	0

None	5	10	833	94	1059		5	20	20		1	5		0	0	0	1003409	0
None	5	10	834	94	1059		5	20	20		1	5		0	0	0	1002334	0
None	5	10	846	94	1185		9	5	2		1	8		0	0	0	1000486	0
None	5	10	846	94	1080		9	5	2		1	8		0	0	0	1003215	0
None	5	10	846	94	1084		9	5	2		1	8		0	0	0	1001133	0
None	5	10	874	94	1185		9	5	5		1	8		0	0	0	1003214	0
None	5	10	891	94	1059		5	20	20		1	5		0	0	0	1001131	0
None	5	10	892	94	1059		5	20	20		1	5		0	0	0	1002335	0
None	5	10	894	94	1059		5	20	20		1	5		0	0	0	1002330	0
None	5	10	901	94	1057		3	5	2		1	3		0	0	0	1001134	0
None	5	20	901	94	1175		200	5	2		1	3		0	0	0	1001134	0
None	5	10	903	94	1077	2235	9	5	2		1	8		0	0	0	1002332	0
None	5	10	180	192	1059		5	20	20		1	5	101	0	0	0	1000363	2318545
None	5	50	180	192	1059		5	20	20		1	5		0	0	0	1000363	0
None	5	10	180	192	1059		5	20	20		1	5	101	0	0	0	1000366	684657.1
None	5	50	180	192	1059		5	20	20		1	5		0	0	0	1000366	0
None	5	10	180	192	1059		5	20	20		1	5	101	0	0	0	1002295	126299.6
None	5	50	180	192	1059		5	20	20		1	5		0	0	0	1002295	0
None	5	10	181	192	1059		5	20	20		1	5	101	0	0	0	1001080	39475.68
None	5	50	181	192	1059		5	20	20		1	5		0	0	0	1001080	0
None	5	10	181	192	1059		5	20	20		1	5	101	0	0	0	1002299	606341.9
None	5	50	181	192	1059		5	20	20		1	5		0	0	0	1002299	0
None	5	10	1233	192	1059		5	20	20		1	5	101	0	0	0	1001081	5626
None	5	50	1233	192	1059		5	20	20		1	5		0	0	0	1001081	0
None	5	10	1233	192	1060		6	20	20		1	6	101	0	0	0	1002482	18340
None	5	50	1233	192	1060		5	20	20		1	5		0	0	0	1002482	0
None	5	10	182	192	1059		5	20	20		1	5	101	0	0	0	1000370	197249.1
None	5	50	182	192	1059		5	20	20		1	5		0	0	0	1000370	0
None	5	10	182	192	1059		5	20	20		1	5	101	0	0	0	1002305	621224.9
None	5	50	182	192	1059		5	20	20		1	5		0	0	0	1002305	0
None	5	10	182	192	1059		5	20	20		1	5	101	0	0	0	1002308	253276
None	5	50	182	192	1059		5	20	20		1	5		0	0	0	1002308	0
None	5	10	182	192	1060		6	20	20		1	6	101	0	0	0	1002479	216334.1
None	5	50	182	192	1060		5	20	20		1	5		0	0	0	1002479	0
None	5	10	182	192	1060		6	20	20		1	6	101	0	0	0	1002480	1706243
None	5	50	182	192	1060		5	20	20		1	5		0	0	0	1002480	0
None	5	10	182	192	1060		6	20	20		1	6	101	0	0	0	1002481	710325.6
None	5	50	182	192	1060		5	20	20		1	5		0	0	0	1002481	0
None	5	10	184	192	1059		5	20	20		1	5	101	0	0	0	1002300	355434.3
None	5	50	184	192	1059		5	20	20		1	5		0	0	0	1002300	0
None	5	10	184	192	1059		5	20	20		1	5	101	0	0	0	1002303	0
None	5	50	184	192	1059		5	20	20		1	5		0	0	0	1002303	0
None	5	10	184	192	1060		6	20	20		1	6	101	0	0	0	1002478	972063.4
None	5	50	184	192	1060		5	20	20		1	5		0	0	0	1002478	0
None	5	10	184	192	1060		6	20	20		1	6	101	0	0	0	1002491	0
None	5	50	184	192	1060		5	20	20		1	5		0	0	0	1002491	0
None	5	10	186	192	1056		2	5	2		1	2	101	0	0	0	1000360	-2224.86
None	5	50	186	192	1056		2	5	2		1	2		0	0	0	1000360	0
None	5	10	187	192	1056		2	5	2		1	2	101	0	0	0	1001189	0
None	5	50	187	192	1056		2	5	2		1	2		0	0	0	1001189	0
None	5	10	191	192	1057		3	5	2		1	3	101	0	0	0	1000359	139861.3
None	5	50	191	192	1057		3	5	2		1	3		0	0	0	1000359	0
None	5	10	195	192	1057		3	5	2		1	3	101	0	0	0	1000368	249575.8
None	5	50	195	192	1057		3	5	2		1	3		0	0	0	1000368	0
None	5	10	213	192	1057		3	5	2		1	3	101	0	0	0	1001188	40274
None	5	50	213	192	1057		3	5	2		1	3		0	0	0	1001188	0
None	5	10	216	192	1059		5	20	20		1	5	101	0	0	0	1000668	2045592
None	5	50	216	192	1059		5	20	20		1	5		0	0	0	1000668	0
None	5	10	216	192	1059		5	20	20		1	5	101	0	0	0	1004088	0
None	5	50	216	192	1059		5	20	20		1	5		0	0	0	1004088	0
None	5	10	217	192	1059		5	20	20		1	5	101	0	0	0	1001079	592.27
None	5	50	217	192	1059		5	20	20		1	5		0	0	0	1001079	0
None	5	10	788	192	1056		2	5	2		1	2	101	0	0	0	1001086	0
None	5	50	788	192	1056		2	5	2		1	2		0	0	0	1001086	0
None	5	10	788	192	1056		2	5	5		1	2	101	0	0	0	1001190	0
None	5	50	788	192	1056		2	5	5		1	2		0	0	0	1001190	0
None	5	10	795	192	1057		3	5	5	101	1	3	101	0	0	0	1001085	-2.24
None	5	50	795	192	1057			5	5		1	3		0	0	0	1001085	0
None	5	10	833	192	1059		5	20	20		1	5	101	0	0	0	1000088	10552.95
None	5	50	833	192	1059		5	20	20		1	5		0	0	0	1000088	0
None	5	10	833	192	1059		5	20	20		1	5	101	0	0	0	1000089	30896.04
None	5	50	833	192	1059		5	20	20		1	5		0	0	0	1000089	0
None	5	10	833	192	1059		5	20	20		1	5	101	0	0	0	1000361	998672
None	5	50	833	192	1059		5	20	20		1	5		0	0	0	1000361	0
None	5	10	833	192	1059		5	20	20		1	5	101	0	0	0	1000364	284450.7
None	5	50	833	192	1059		5	20	20		1	5		0	0	0	1000364	0
None	5	10	833	192	1059		5	20	20		1	5	101	0	0	0	1002298	2781891
None	5	50	833	192	1059		5	20	20		1	5		0	0	0	1002298	0
None	5	10	834	192	1059		5	20	20		1	5	101	0	0	0	1000367	67354.67
None	5	50	834	192	1059		5	20	20		1	5		0	0	0	1000367	0
None	5	10	834	192	1059		5	20	20		1	5	101	0	0	0	1001083	11.41
None	5	50	834	192	1059		5	20	20		1	5		0	0	0	1001083	0
None	5	10	1291	192	1060		6	20	20		1	6	101	0	0	0	1001186	28539
None	5	50	1291	192	1060		5	20	20		1	5		0	0	0	1001186	0
None	5	10	835	192	1059		5	20	20		1	5	101	0	0	0	1002294	110135
None	5	50	835	192	1059		5	20	20		1	5		0	0	0	1002294	0
None	5	10	835	192	1059		5	20	20		1	5	101	0	0	0	1002306	531571.6
None	5	50	835	192	1059		5	20	20		1	5		0	0	0	1002306	0
None	5	10	835	192	1059		5	20	20		1	5	101	0	0	0	1002309	239648.4
None	5	50	835	192	1059		5	20	20		1	5		0	0	0	1002309	0
None	5	10	835	192	1060		6	20	20		1	6	101	0	0	0	1002484	150461.1
None	5	50	835	192	1060		5	20	20		1	5		0	0	0	1002484	0

None	5	10	835	192	1060	6	20	20		1	6	101	0	0	0	1002485	1421816
None	5	50	835	192	1060	5	20	20		1	5		0	0	0	1002485	0
None	5	10	835	192	1060	6	20	20		1	6	101	0	0	0	1002486	593520.1
None	5	50	835	192	1060	5	20	20		1	5		0	0	0	1002486	0
None	5	10	836	192	1059	5	20	20		1	5	101	0	0	0	1002301	469244.3
None	5	50	836	192	1059	5	20	20		1	5		0	0	0	1002301	0
None	5	10	836	192	1060	6	20	20		1	6	101	0	0	0	1002483	1322150
None	5	50	836	192	1060	5	20	20		1	5		0	0	0	1002483	0
None	5	10	838	192	1056	2	5	2		1	2	101	0	0	0	1001090	-1174.48
None	5	50	838	192	1056	2	5	2		1	2		0	0	0	1001090	0
None	5	10	839	192	1056	2	5	2		1	2	101	0	0	0	1001088	111793.5
None	5	50	839	192	1056	2	5	2		1	2		0	0	0	1001088	0
None	5	10	839	192	1056	2	5	2		1	2	101	0	0	0	1002172	0
None	5	50	839	192	1056	2	5	2		1	2		0	0	0	1002172	0
None	5	10	843	192	1057	3	5	2		1	3	101	0	0	0	1000369	186878.1
None	5	50	843	192	1057	3	5	2		1	3		0	0	0	1000369	0
None	5	10	844	192	1057	3	5	2		1	3	101	0	0	0	1002297	6550.51
None	5	50	844	192	1057	3	5	2		1	3		0	0	0	1002297	0
None	5	10	845	192	1057	3	5	2		1	3	101	0	0	0	1001192	0
None	5	50	845	192	1057	3	5	2		1	3		0	0	0	1001192	0
None	5	10	847	192	1057	3	5	2		1	3	101	0	0	0	1000357	140418.8
None	5	50	847	192	1057	3	5	2		1	3		0	0	0	1000357	0
None	5	10	854	192	1059	5	20	20		1	5	101	0	0	0	1001082	7199
None	5	50	854	192	1059	5	20	20		1	5		0	0	0	1001082	0
None	5	10	875	192	1057	3	5	5	101	1	3	101	0	0	0	1001087	0
None	5	50	875	192	1057		5	5		1	3		0	0	0	1001087	0
None	5	10	891	192	1059	5	20	20		1	5	101	0	0	0	1000362	26948.07
None	5	50	891	192	1059	5	20	20		1	5		0	0	0	1000362	0
None	5	10	891	192	1059	5	20	20		1	5	101	0	0	0	1000365	237553.2
None	5	50	891	192	1059	5	20	20		1	5		0	0	0	1000365	0
None	5	10	891	192	1059	5	20	20		1	5	101	0	0	0	1002296	104527.2
None	5	50	891	192	1059	5	20	20		1	5		0	0	0	1002296	0
None	5	10	891	192	1059	5	20	20		1	5	101	0	0	0	1003050	184.72
None	5	50	891	192	1059	5	20	20		1	5		0	0	0	1003050	0
None	5	10	892	192	1059	5	20	20		1	5	101	0	0	0	1001084	22818.04
None	5	50	892	192	1059	5	20	20		1	5		0	0	0	1001084	0
None	5	10	892	192	1059	5	20	20		1	5	101	0	0	0	1004089	6744.93
None	5	50	892	192	1059	5	20	20		1	5		0	0	0	1004089	0
None	5	10	893	192	1059	5	20	20		1	5	101	0	0	0	1002304	8393.53
None	5	50	893	192	1059	5	20	20		1	5		0	0	0	1002304	0
None	5	10	893	192	1059	5	20	20		1	5	101	0	0	0	1002307	92519.93
None	5	50	893	192	1059	5	20	20		1	5		0	0	0	1002307	0
None	5	10	893	192	1059	5	20	20		1	5	101	0	0	0	1002310	5829.45
None	5	50	893	192	1059	5	20	20		1	5		0	0	0	1002310	0
None	5	10	893	192	1060	6	20	20		1	6	101	0	0	0	1002488	-648
None	5	50	893	192	1060	5	20	20		1	5		0	0	0	1002488	0
None	5	10	893	192	1060	6	20	20		1	6	101	0	0	0	1002489	305126.4
None	5	50	893	192	1060	5	20	20		1	5		0	0	0	1002489	0
None	5	10	893	192	1060	6	20	20		1	6	101	0	0	0	1002490	25316.63
None	5	50	893	192	1060	5	20	20		1	5		0	0	0	1002490	0
None	5	10	894	192	1059	5	20	20		1	5	101	0	0	0	1002302	163941.8
None	5	50	894	192	1059	5	20	20		1	5		0	0	0	1002302	0
None	5	10	894	192	1060	6	20	20		1	6	101	0	0	0	1002487	234270
None	5	50	894	192	1060	5	20	20		1	5		0	0	0	1002487	0
None	5	10	897	192	1056	2	5	2		1	2	101	0	0	0	1001089	0
None	5	50	897	192	1056	2	5	2		1	2		0	0	0	1001089	0
None	5	10	900	192	1057	3	5	5	101	1	3	101	0	0	0	1001092	-1873.26
None	5	50	900	192	1057		5	5		1	3		0	0	0	1001092	0
None	5	10	904	192	1057	3	5	2		1	3	101	0	0	0	1000358	0
None	5	50	904	192	1057	3	5	2		1	3		0	0	0	1000358	0
None	5	10	180	190	1059	5	20	20		1	5	100	0	0	0	1001078	0
None	5	50	180	190	1059	5	20	20		1	5		0	0	0	1001078	0
None	5	10	180	190	1059	5	20	20		1	5	100	0	0	0	1002496	643792
None	5	50	180	190	1059	5	20	20		1	5		0	0	0	1002496	0
None	5	10	180	190	1059	5	20	20		1	5	100	0	0	0	1002502	0
None	5	50	180	190	1059	5	20	20		1	5		0	0	0	1002502	0
None	5	10	180	190	1059	5	20	20		1	5	100	0	0	0	1003223	71439.4
None	5	50	180	190	1059	5	20	20		1	5		0	0	0	1003223	0
None	5	10	181	190	1059	5	20	20		1	5	100	0	0	0	1002497	136145.4
None	5	50	181	190	1059	5	20	20		1	5		0	0	0	1002497	0
None	5	10	181	190	1059	5	20	20		1	5	100	0	0	0	1002498	692.58
None	5	50	181	190	1059	5	20	20		1	5		0	0	0	1002498	0
None	5	10	1233	190	1059	5	20	20		1	5	100	0	0	0	1001077	5203
None	5	50	1233	190	1059	5	20	20		1	5		0	0	0	1001077	0
None	5	10	1233	190	1060	6	20	20		1	6	100	0	0	0	1002493	16958
None	5	50	1233	190	1060	5	20	20		1	5		0	0	0	1002493	0
None	5	10	182	190	1059	5	20	20		1	5	100	0	0	0	1001076	55649.15
None	5	50	182	190	1059	5	20	20		1	5		0	0	0	1001076	0
None	5	10	182	190	1060	6	20	20		1	6	100	0	0	0	1002492	61034.15
None	5	50	182	190	1060	5	20	20		1	5		0	0	0	1002492	0
None	5	10	186	190	1056	2	5	2		1	2	100	0	0	0	1002500	40697.61
None	5	50	186	190	1056	2	5	2		1	2		0	0	0	1002500	0
None	5	10	187	190	1056	2	5	2		1	2	100	0	0	0	1004090	0
None	5	50	187	190	1056	2	5	2		1	2		0	0	0	1004090	0
None	5	10	191	190	1057	3	5	2		1	3	100	0	0	0	1002501	13384.75
None	5	50	191	190	1057	3	5	2		1	3		0	0	0	1002501	0
None	5	10	195	190	1057	3	5	2		1	3	100	0	0	0	1002499	3480.25
None	5	50	195	190	1057	3	5	2		1	3		0	0	0	1002499	0
None	5	10	213	190	1057	3	5	2		1	3	100	0	0	0	1001187	18962.5
None	5	50	213	190	1057	3	5	2		1	3		0	0	0	1001187	0
None	5	10	788	190	1056	2	5	2		1	2	100	0	0	0	1002503	0
None	5	50	788	190	1056	2	5	2		1	2		0	0	0	1002503	0

None	5	10	833	190	1059		5	20	20	1	5	100	0	0	0	1001052	288679.9
None	5	50	833	190	1059		5	20	20	1	5		0	0	0	1001052	0
None	5	10	833	190	1059		5	20	20	1	5	100	0	0	0	1004091	1406.5
None	5	50	833	190	1059		5	20	20	1	5		0	0	0	1004091	0
None	5	10	834	190	1059		5	20	20	1	5	100	0	0	0	1001053	46949.32
None	5	50	834	190	1059		5	20	20	1	5		0	0	0	1001053	0
None	5	10	834	190	1059		5	20	20	1	5	100	0	0	0	1001066	-436.66
None	5	50	834	190	1059		5	20	20	1	5		0	0	0	1001066	0
None	5	10	835	190	1059		5	20	20	1	5	100	0	0	0	1001067	13546.36
None	5	50	835	190	1059		5	20	20	1	5		0	0	0	1001067	0
None	5	10	835	190	1060		6	20	20	1	6	100	0	0	0	1002494	18506.11
None	5	50	835	190	1060		5	20	20	1	5		0	0	0	1002494	0
None	5	10	838	190	1056		2	5	2	1	2	100	0	0	0	1001069	0
None	5	50	838	190	1056		2	5	2	1	2		0	0	0	1001069	0
None	5	10	839	190	1056		2	5	2	1	2	100	0	0	0	1001071	0
None	5	50	839	190	1056		2	5	2	1	2		0	0	0	1001071	0
None	5	10	843	190	1057		3	5	2	1	3	100	0	0	0	1001070	50818.99
None	5	50	843	190	1057		3	5	2	1	3		0	0	0	1001070	0
None	5	10	844	190	1057		3	5	2	1	3	100	0	0	0	1001068	3240.14
None	5	50	844	190	1057		3	5	2	1	3		0	0	0	1001068	0
None	5	10	891	190	1059		5	20	20	1	5	100	0	0	0	1001072	2717.41
None	5	50	891	190	1059		5	20	20	1	5		0	0	0	1001072	0
None	5	10	892	190	1059		5	20	20	1	5	100	0	0	0	1004087	10417.18
None	5	50	892	190	1059		5	20	20	1	5		0	0	0	1004087	0
None	5	10	893	190	1059		5	20	20	1	5	100	0	0	0	1001073	23130.03
None	5	50	893	190	1059		5	20	20	1	5		0	0	0	1001073	0
None	5	10	893	190	1060		6	20	20	1	6	100	0	0	0	1002495	-1786
None	5	50	893	190	1060		5	20	20	1	5		0	0	0	1002495	0
None	5	10	897	190	1056		2	5	2	1	2	100	0	0	0	1002173	0
None	5	50	897	190	1056		2	5	2	1	2		0	0	0	1002173	0
None	5	10	900	190	1057		3	5	2	1	3	100	0	0	0	1001075	0
None	5	50	900	190	1057		3	5	2	1	3		0	0	0	1001075	0
None	5	10	904	190	1057		3	5	2	1	3	100	0	0	0	1001074	0
None	5	50	904	190	1057		3	5	2	1	3		0	0	0	1001074	0
None	5	10	179	95	1159		0	5	2	1	10		0	0	0	1001096	0
None	5	10	179	95	1159		0	5	2	1	10		0	0	0	1003222	0
None	5	10	179	95	1159		0	5	2	1	10		0	0	0	1003349	0
None	5	10	180	95	1059		5	20	20	1	5		0	0	0	1002171	0
None	5	10	180	95	1059		5	20	20	1	5		0	0	0	1003221	0
None	5	10	181	95	1059		5	20	20	1	5		0	0	0	1003350	0
None	5	10	182	95	1059		5	20	20	1	5		0	0	0	1001093	0
None	5	10	182	95	1059		5	20	20	1	5		0	0	0	1001095	0
None	5	10	182	95	1060		6	20	20	1	6		0	0	0	1002169	0
None	5	10	182	95	1060		6	20	20	1	6		0	0	0	1002170	0
None	5	10	184	95	1059		5	20	20	1	5		0	0	0	1001094	0
None	5	10	184	95	1060		6	20	20	1	6		0	0	0	1002756	0
None	5	10	185	95	1084		9	20	20	1	8		0	0	0	1000667	0
None	5	10	194	95	1079	2235	9	5	2	1	8		0	0	0	1002585	0
None	5	10	194	95	1080	2235	9	5	2	1	8		0	0	0	1002586	0
None	5	10	194	95	1081	2235	9	5	2	1	8		0	0	0	1002587	0
None	5	10	194	95	1083		9	5	2	1	8		0	0	0	1001183	0
None	5	10	194	95	1073	2235	9	5	2	1	8		0	0	0	1003931	0
None	5	10	194	95	1074		9	5	2	1	8		0	0	0	1003352	0
None	5	10	212	95	1083		9	5	2	1	8		0	0	0	1001184	0
None	5	10	212	95	1084		9	5	2	1	8		0	0	0	1001193	0
None	5	10	832	95	1159		0	5	2	1	10		0	0	0	1000128	0
None	5	10	832	95	1159		0	5	2	1	10		0	0	0	1003219	0
None	5	10	833	95	1059		5	20	20	1	5		0	0	0	1002168	0
None	5	10	833	95	1059		5	20	20	1	5		0	0	0	1003220	0
None	5	10	846	95	1079		9	5	2	1	8		0	0	0	1002583	0
None	5	10	846	95	1081		9	5	2	1	8		0	0	0	1002584	0
None	5	10	846	95	1083		9	5	2	1	8		0	0	0	1001185	0
None	5	10	846	95	1073		9	5	2	1	8		0	0	0	1003930	0
None	5	10	890	95	1159		0	5	2	1	10		0	0	0	1003224	0
None	5	10	890	95	1159		0	5	2	1	10		0	0	0	1003348	0
None	5	10	180	203	1059		5	20	20	1	5	101	0	0	0	1003100	63
None	5	50	180	203	1059		5	20	20	1	5		0	0	0	1003100	0
None	5	10	180	203	1059		5	20	20	1	5	101	0	0	0	1003102	-1094881
None	5	50	180	203	1059		5	20	20	1	5		0	0	0	1003102	0
None	5	10	216	203	1059		5	20	20	1	5	101	0	0	0	1003098	-7536
None	5	50	216	203	1059		5	20	20	1	5		0	0	0	1003098	0
None	5	10	861	203	1059		5	20	20	1	5	101	0	0	0	1003104	0
None	5	50	861	203	1059		5	20	20	1	5		0	0	0	1003104	0
None	5	10	180	194	1059		5	20	20	1	5	101	0	0	0	1002590	1054141
None	5	50	180	194	1059		5	20	20	1	5		0	0	0	1002590	0
None	5	10	180	194	1059		5	20	20	1	5	101	0	0	0	1002594	484398.4
None	5	50	180	194	1059		5	20	20	1	5		0	0	0	1002594	0
None	5	10	180	194	1059		5	20	20	1	5	101	0	0	0	1004019	78931.16
None	5	50	180	194	1059		5	20	20	1	5		0	0	0	1004019	0
None	5	10	181	194	1059		5	20	20	1	5	101	0	0	0	1002290	4441.79
None	5	50	181	194	1059		5	20	20	1	5		0	0	0	1002290	0
None	5	10	181	194	1059		5	20	20	1	5	101	0	0	0	1004022	-202.4
None	5	50	181	194	1059		5	20	20	1	5		0	0	0	1004022	0
None	5	10	1233	194	1060		6	20	20	1	6	101	0	0	0	999684	118738.6
None	5	50	1233	194	1060		5	20	20	1	5		0	0	0	999684	0
None	5	10	182	194	1060		6	20	20	1	6	101	0	0	0	999681	199226.6
None	5	50	182	194	1060		5	20	20	1	5		0	0	0	999681	0
None	5	10	182	194	1060		6	20	20	1	6	101	0	0	0	999682	348941.8
None	5	50	182	194	1060		5	20	20	1	5		0	0	0	999682	0
None	5	10	182	194	1060		6	20	20	1	6	101	0	0	0	999683	196557.2
None	5	50	182	194	1060		5	20	20	1	5		0	0	0	999683	0
None	5	10	182	194	1060		6	20	20	1	6	101	0	0	0	1004014	0

None	5	50	182	194	1060	5	20	20	1	5		0	0	0	1004014	0
None	5	10	184	194	1060	6	20	20	1	6	101	0	0	0	999680	735706.4
None	5	50	184	194	1060	5	20	20	1	5		0	0	0	999680	0
None	5	10	187	194	1056	2	5	2	1	2	101	0	0	0	1004017	1186.3
None	5	50	187	194	1056	2	5	2	1	2		0	0	0	1004017	0
None	5	10	191	194	1057	3	5	2	1	3	101	0	0	0	1004025	15101.74
None	5	50	191	194	1057	3	5	2	1	3		0	0	0	1004025	0
None	5	10	192	194	1057	3	5	2	1	3	101	0	0	0	1002769	1108.53
None	5	50	192	194	1057	5	5	2	1	5		0	0	0	1002769	0
None	5	10	195	194	1057	3	5	2	1	3	101	0	0	0	1002596	480.53
None	5	50	195	194	1057	3	5	2	1	3		0	0	0	1002596	0
None	5	10	206	194	1059	5	2	2	1	5	101	0	0	0	1002768	100397.6
None	5	50	206	194	1059	5	2	2	1	5		0	0	0	1002768	0
None	5	10	213	194	1057	3	5	2	1	3	101	0	0	0	1004016	20401.53
None	5	50	213	194	1057	3	5	2	1	3		0	0	0	1004016	0
None	5	10	216	194	1059	5	20	20	1	5	101	0	0	0	999679	210152.8
None	5	50	216	194	1059	5	20	20	1	5		0	0	0	999679	0
None	5	10	788	194	1056	2	5	2	1	2	101	0	0	0	1002291	-169479
None	5	50	788	194	1056	2	5	2	1	2		0	0	0	1002291	0
None	5	10	833	194	1059	5	20	20	1	5	101	0	0	0	1002288	-42114.2
None	5	50	833	194	1059	5	20	20	1	5		0	0	0	1002288	0
None	5	10	833	194	1059	5	20	20	1	5	101	0	0	0	1002591	17002.66
None	5	50	833	194	1059	5	20	20	1	5		0	0	0	1002591	0
None	5	10	833	194	1059	5	20	20	1	5	101	0	0	0	1004021	127914.8
None	5	50	833	194	1059	5	20	20	1	5		0	0	0	1004021	0
None	5	10	834	194	1059	5	20	20	1	5	101	0	0	0	1002595	142.24
None	5	50	834	194	1059	5	20	20	1	5		0	0	0	1002595	0
None	5	10	1291	194	1060	6	20	20	1	6	101	0	0	0	1004015	44795.78
None	5	50	1291	194	1060	5	20	20	1	5		0	0	0	1004015	0
None	5	10	835	194	1060	6	20	20	1	6	101	0	0	0	999686	19683.4
None	5	50	835	194	1060	5	20	20	1	5		0	0	0	999686	0
None	5	10	835	194	1060	6	20	20	1	6	101	0	0	0	999687	496349.5
None	5	50	835	194	1060	5	20	20	1	5		0	0	0	999687	0
None	5	10	835	194	1060	6	20	20	1	6	101	0	0	0	999688	37414.62
None	5	50	835	194	1060	5	20	20	1	5		0	0	0	999688	0
None	5	10	836	194	1060	6	20	20	1	6	101	0	0	0	999685	568380.6
None	5	50	836	194	1060	5	20	20	1	5		0	0	0	999685	0
None	5	10	839	194	1056	2	5	2	1	2	101	0	0	0	1002292	0
None	5	50	839	194	1056	2	5	2	1	2		0	0	0	1002292	0
None	5	10	843	194	1057	3	5	2	1	3	101	0	0	0	1002597	195.22
None	5	50	843	194	1057	3	5	2	1	3		0	0	0	1002597	0
None	5	10	847	194	1057	3	5	2	1	3	101	0	0	0	1004023	11517.33
None	5	50	847	194	1057	3	5	2	1	3		0	0	0	1004023	0
None	5	10	861	194	1059	5	20	20	1	5	101	0	0	0	1000679	0
None	5	50	861	194	1059	5	20	20	1	5		0	0	0	1000679	0
None	5	10	861	194	1059	5	20	20	1	5	101	0	0	0	1002592	0
None	5	50	861	194	1059	5	20	20	1	5		0	0	0	1002592	0
None	5	10	872	194	1057	3	5	2	1	3	101	0	0	0	1004018	0.19
None	5	50	872	194	1057	3	5	2	1	3		0	0	0	1004018	0
None	5	10	891	194	1059	5	20	20	1	5	101	0	0	0	1002289	-13619.1
None	5	50	891	194	1059	5	20	20	1	5		0	0	0	1002289	0
None	5	10	891	194	1059	5	20	20	1	5	101	0	0	0	1002593	-863.06
None	5	50	891	194	1059	5	20	20	1	5		0	0	0	1002593	0
None	5	10	891	194	1059	5	20	20	1	5	101	0	0	0	1004020	41190.14
None	5	50	891	194	1059	5	20	20	1	5		0	0	0	1004020	0
None	5	10	893	194	1060	6	20	20	1	6	101	0	0	0	1004011	7047.3
None	5	50	893	194	1060	5	20	20	1	5		0	0	0	1004011	0
None	5	10	893	194	1060	6	20	20	1	6	101	0	0	0	1004012	77388.22
None	5	50	893	194	1060	5	20	20	1	5		0	0	0	1004012	0
None	5	10	893	194	1060	6	20	20	1	6	101	0	0	0	1004013	0
None	5	50	893	194	1060	5	20	20	1	5		0	0	0	1004013	0
None	5	10	894	194	1060	6	20	20	1	6	101	0	0	0	1004010	508550.9
None	5	50	894	194	1060	5	20	20	1	5		0	0	0	1004010	0
None	5	10	897	194	1056	2	5	2	1	2	101	0	0	0	1002293	0
None	5	50	897	194	1056	2	5	2	1	2		0	0	0	1002293	0
None	5	10	904	194	1057	3	5	2	1	3	101	0	0	0	1004024	0
None	5	50	904	194	1057	3	5	2	1	3		0	0	0	1004024	0
None	5	10	180	204	1059	5	20	20	1	5	100	0	0	0	1003101	13429.45
None	5	50	180	204	1059	5	20	20	1	5		0	0	0	1003101	0
None	5	10	180	204	1059	5	20	20	1	5	100	0	0	0	1003103	525313.6
None	5	50	180	204	1059	5	20	20	1	5		0	0	0	1003103	0
None	5	10	216	204	1059	5	20	20	1	5	100	0	0	0	1003099	3764.13
None	5	50	216	204	1059	5	20	20	1	5		0	0	0	1003099	0
None	5	10	180	199	1059	5	20	20	1	5	100	0	0	0	1002182	-25495
None	5	50	180	199	1059	5	20	20	1	5		0	0	0	1002182	0
None	5	10	180	199	1059	5	20	20	1	5	100	0	0	0	1002711	0
None	5	50	180	199	1059	5	20	20	1	5		0	0	0	1002711	0
None	5	10	180	199	1059	5	20	20	1	5	100	0	0	0	1002712	390482.9
None	5	50	180	199	1059	5	20	20	1	5		0	0	0	1002712	0
None	5	10	180	199	1059	5	20	20	1	5	100	0	0	0	1002713	0
None	5	50	180	199	1059	5	20	20	1	5		0	0	0	1002713	0
None	5	10	180	199	1059	5	20	20	1	5	100	0	0	0	1002716	1696557
None	5	50	180	199	1059	5	20	20	1	5		0	0	0	1002716	0
None	5	10	181	199	1059	5	20	20	1	5	100	0	0	0	1002705	72280.08
None	5	50	181	199	1059	5	20	20	1	5		0	0	0	1002705	0
None	5	10	181	199	1059	5	20	20	1	5	100	0	0	0	1002721	18401.35
None	5	50	181	199	1059	5	20	20	1	5		0	0	0	1002721	0
None	5	10	1233	199	1060	6	20	20	1	6	100	0	0	0	1002720	0
None	5	50	1233	199	1060	5	20	20	1	5		0	0	0	1002720	0
None	5	10	1233	199	1060	6	20	20	1	6	100	0	0	0	1004067	10361.86
None	5	50	1233	199	1060	5	20	20	1	5		0	0	0	1004067	0
None	5	10	182	199	1060	6	20	20	1	6	100	0	0	0	1004064	462216.7

None	5	50	182	199	1060	5	20	20		1	5		0	0	0	1004064	0
None	5	10	182	199	1060	6	20	20		1	6	100	0	0	0	1004065	444168.7
None	5	50	182	199	1060	5	20	20		1	5		0	0	0	1004065	0
None	5	10	182	199	1060	6	20	20		1	6	100	0	0	0	1004066	214422.5
None	5	50	182	199	1060	5	20	20		1	5		0	0	0	1004066	0
None	5	10	182	199	1060	6	20	20		1	6	100	0	0	0	1004078	0
None	5	50	182	199	1060	5	20	20		1	5		0	0	0	1004078	0
None	5	10	182	199	1060	6	20	20		1	6	100	0	0	0	1004079	0
None	5	50	182	199	1060	5	20	20		1	5		0	0	0	1004079	0
None	5	10	182	199	1060	6	20	20		1	6	100	0	0	0	1004080	0
None	5	50	182	199	1060	5	20	20		1	5		0	0	0	1004080	0
None	5	10	184	199	1060	6	20	20		1	6	100	0	0	0	1004063	1077248
None	5	50	184	199	1060	5	20	20		1	5		0	0	0	1004063	0
None	5	10	186	199	1056	2	5	2		1	2	100	0	0	0	1002766	0
None	5	50	186	199	1056	2	5	2		1	2		0	0	0	1002766	0
None	5	10	187	199	1056	2	5	2		1	2	100	0	0	0	1004082	693.62
None	5	50	187	199	1056	2	5	2		1	2		0	0	0	1004082	0
None	5	10	191	199	1057	3	5	2		1	3	100	0	0	0	1002708	51459.42
None	5	50	191	199	1057	3	5	2		1	3		0	0	0	1002708	0
None	5	10	192	199	1057	3	5	2		1	3	100	0	0	0	1002762	45859.33
None	5	50	192	199	1057	5	5	2		1	5		0	0	0	1002762	0
None	5	10	193	199	1057	3	5	2		1	3	100	0	0	0	1002765	0
None	5	50	193	199	1057	3	5	2		1	3		0	0	0	1002765	0
None	5	10	195	199	1057	3	5	2		1	3	100	0	0	0	1002718	69168.25
None	5	50	195	199	1057	3	5	2		1	3		0	0	0	1002718	0
None	5	10	788	199	1056	2	5	2		1	2	100	0	0	0	1002758	0
None	5	50	788	199	1056	2	5	2		1	2		0	0	0	1002758	0
None	5	10	833	199	1059	5	20	20		1	5	100	0	0	0	1000090	1933.25
None	5	50	833	199	1059	5	20	20		1	5		0	0	0	1000090	0
None	5	10	833	199	1059	5	20	20		1	5	100	0	0	0	1000091	1929.36
None	5	50	833	199	1059	5	20	20		1	5		0	0	0	1000091	0
None	5	10	833	199	1059	5	20	20		1	5	100	0	0	0	1000092	-44679.6
None	5	50	833	199	1059	5	20	20		1	5		0	0	0	1000092	0
None	5	10	833	199	1059	5	20	20		1	5	100	0	0	0	1002704	1323445
None	5	50	833	199	1059	5	20	20		1	5		0	0	0	1002704	0
None	5	10	833	199	1059	5	20	20		1	5	100	0	0	0	1002709	-24292.7
None	5	50	833	199	1059	5	20	20		1	5		0	0	0	1002709	0
None	5	10	833	199	1059	5	20	20		1	5	100	0	0	0	1002714	8271.33
None	5	50	833	199	1059	5	20	20		1	5		0	0	0	1002714	0
None	5	10	834	199	1059	5	20	20		1	5	100	0	0	0	1002717	56908.42
None	5	50	834	199	1059	5	20	20		1	5		0	0	0	1002717	0
None	5	10	1291	199	1060	6	20	20		1	6	100	0	0	0	1004081	6389.01
None	5	50	1291	199	1060	5	20	20		1	5		0	0	0	1004081	0
None	5	10	835	199	1060	6	20	20		1	6	100	0	0	0	1004069	629451.7
None	5	50	835	199	1060	5	20	20		1	5		0	0	0	1004069	0
None	5	10	835	199	1060	6	20	20		1	6	100	0	0	0	1004070	385984.2
None	5	50	835	199	1060	5	20	20		1	5		0	0	0	1004070	0
None	5	10	835	199	1060	6	20	20		1	6	100	0	0	0	1004071	13936.61
None	5	50	835	199	1060	5	20	20		1	5		0	0	0	1004071	0
None	5	10	836	199	1060	6	20	20		1	6	100	0	0	0	1004068	880520.2
None	5	50	836	199	1060	5	20	20		1	5		0	0	0	1004068	0
None	5	10	843	199	1057	3	5	2		1	3	100	0	0	0	1002719	37816.24
None	5	50	843	199	1057	3	5	2		1	3		0	0	0	1002719	0
None	5	10	844	199	1057	3	5	2		1	3	100	0	0	0	1002703	478.64
None	5	50	844	199	1057	3	5	2		1	3		0	0	0	1002703	0
None	5	10	845	199	1057	3	5	2		1	3	100	0	0	0	1002324	9606.08
None	5	50	845	199	1057	3	5	2		1	3		0	0	0	1002324	0
None	5	10	847	199	1057	3	5	2		1	3	100	0	0	0	1002706	50625.26
None	5	50	847	199	1057	3	5	2		1	3		0	0	0	1002706	0
None	5	10	848	199	1056	2	5	2		1	2	100	0	0	0	999678	-28082.4
None	5	50	848	199	1056	2	5	2		1	2		0	0	0	999678	0
None	5	10	854	199	1059	5	20	20		1	5	100	0	0	0	1002757	9883.71
None	5	50	854	199	1059	5	20	20		1	5		0	0	0	1002757	0
None	5	10	854	199	1059	5	20	20		1	5	100	0	0	0	1002763	45114.54
None	5	50	854	199	1059	5	20	20		1	5		0	0	0	1002763	0
None	5	10	861	199	1059	5	20	20		1	5	100	0	0	0	1000680	0
None	5	50	861	199	1059	5	20	20		1	5		0	0	0	1000680	0
None	5	10	863	199	1060	6	20	20		1	6	100	0	0	0	1004073	0
None	5	50	863	199	1060	5	20	20		1	5		0	0	0	1004073	0
None	5	10	864	199	1060	6	20	20		1	6	100	0	0	0	1004072	0.11
None	5	50	864	199	1060	5	20	20		1	5		0	0	0	1004072	0
None	5	10	875	199	1057	3	5	5	101	1	3	100	0	0	0	1002759	0
None	5	50	875	199	1057		5	5		1	3		0	0	0	1002759	0
None	5	10	891	199	1059	5	20	20		1	5	100	0	0	0	1002183	87526.97
None	5	50	891	199	1059	5	20	20		1	5		0	0	0	1002183	0
None	5	10	891	199	1059	5	20	20		1	5	100	0	0	0	1002710	-7867.3
None	5	50	891	199	1059	5	20	20		1	5		0	0	0	1002710	0
None	5	10	891	199	1059	5	20	20		1	5	100	0	0	0	1002715	2882.85
None	5	50	891	199	1059	5	20	20		1	5		0	0	0	1002715	0
None	5	10	891	199	1059	5	20	20		1	5	100	0	0	0	1003996	66.83
None	5	50	891	199	1059	5	20	20		1	5		0	0	0	1003996	0
None	5	10	893	199	1060	6	20	20		1	6	100	0	0	0	1004075	135238.2
None	5	50	893	199	1060	5	20	20		1	5		0	0	0	1004075	0
None	5	10	893	199	1060	6	20	20		1	6	100	0	0	0	1004076	66308.5
None	5	50	893	199	1060	5	20	20		1	5		0	0	0	1004076	0
None	5	10	893	199	1060	6	20	20		1	6	100	0	0	0	1004077	-12900.3
None	5	50	893	199	1060	5	20	20		1	5		0	0	0	1004077	0
None	5	10	894	199	1060	6	20	20		1	6	100	0	0	0	1004074	135529.8
None	5	50	894	199	1060	5	20	20		1	5		0	0	0	1004074	0
None	5	10	896	199	1056	2	5	2		1	2	100	0	0	0	1002767	0
None	5	50	896	199	1056	2	5	2		1	2		0	0	0	1002767	0
None	5	10	897	199	1056	2	5	2		1	2	100	0	0	0	1002760	0

None	5	50	897	199	1056	2	5	2		1	2		0	0	0	1002760	0
None	5	10	900	199	1057	3	5	5	101	1	3	100	0	0	0	1002761	0
None	5	50	900	199	1057		5	5		1	3		0	0	0	1002761	0
None	5	10	904	199	1057	3	5	2		1	3	100	0	0	0	1002707	0
None	5	50	904	199	1057	3	5	2		1	3		0	0	0	1002707	0
None	5	10	179	141	1159	0	5	2		1	10		0	0	0	1004085	0
None	5	10	180	141	1059	5	20	20		1	5		0	0	0	1002361	0
None	5	10	185	141	1084	9	20	20		1	8		0	0	0	1003789	0
None	5	10	190	141	1159	0	5	2		1	10		0	0	0	1002764	0
None	5	10	194	141	1076	9	5	2		1	8		0	0	0	1003442	0
None	5	10	194	141	1077	9	5	2		1	8		0	0	0	999631	0
None	5	10	194	141	1083	9	5	2		1	8		0	0	0	1004086	0
None	5	10	194	141	1074	9	5	2		1	8		0	0	0	999634	0
None	5	10	218	141	1074	9	20	20		1	8		0	0	0	999635	0
None	5	10	832	141	1159	0	5	2		1	10		0	0	0	1004084	0
None	5	10	833	141	1059	5	20	20		1	5		0	0	0	1001700	0
None	5	10	846	141	1077	9	5	2		1	8		0	0	0	999632	0
None	5	10	846	141	1079	9	5	2		1	8		0	0	0	1003443	0
None	5	10	846	141	1080	9	5	2		1	8		0	0	0	1003444	0
None	5	10	846	141	1081	9	5	2		1	8		0	0	0	1004083	0
None	5	10	846	141	1082	9	5	2		1	8		0	0	0	1002325	0
None	5	10	846	141	1084	9	5	2		1	8		0	0	0	1003964	0
None	5	10	846	141	1075	9	5	2		1	8		0	0	0	999636	0
None	5	10	180	197	1059	5	20	20		1	5	100	0	0	0	1000314	4268560
None	5	50	180	197	1059	5	20	20		1	5		0	0	0	1000314	0
None	5	10	180	197	1059	5	20	20		1	5	100	0	0	0	1000318	2433876
None	5	50	180	197	1059	5	20	20		1	5		0	0	0	1000318	0
None	5	10	180	197	1059	5	20	20		1	5	100	0	0	0	1003453	372193.8
None	5	50	180	197	1059	5	20	20		1	5		0	0	0	1003453	0
None	5	10	181	197	1059	5	20	20		1	5	100	0	0	0	1000324	133930.4
None	5	50	181	197	1059	5	20	20		1	5		0	0	0	1000324	0
None	5	10	181	197	1059	5	20	20		1	5	100	0	0	0	1003458	127666.9
None	5	50	181	197	1059	5	20	20		1	5		0	0	0	1003458	0
None	5	10	1233	197	1060	6	20	20		1	6	100	0	0	0	999642	77556.38
None	5	50	1233	197	1060	5	20	20		1	5		0	0	0	999642	0
None	5	10	182	197	1060	6	20	20		1	6	100	0	0	0	999639	1531616
None	5	50	182	197	1060	5	20	20		1	5		0	0	0	999639	0
None	5	10	182	197	1060	6	20	20		1	6	100	0	0	0	999640	579599.7
None	5	50	182	197	1060	5	20	20		1	5		0	0	0	999640	0
None	5	10	182	197	1060	6	20	20		1	6	100	0	0	0	999641	146065.7
None	5	50	182	197	1060	5	20	20		1	5		0	0	0	999641	0
None	5	10	182	197	1060	6	20	20		1	6	100	0	0	0	1003446	1775.64
None	5	50	182	197	1060	5	20	20		1	5		0	0	0	1003446	0
None	5	10	182	197	1060	6	20	20		1	6	100	0	0	0	1003447	0.23
None	5	50	182	197	1060	5	20	20		1	5		0	0	0	1003447	0
None	5	10	182	197	1060	6	20	20		1	6	100	0	0	0	1003448	0.07
None	5	50	182	197	1060	5	20	20		1	5		0	0	0	1003448	0
None	5	10	184	197	1060	6	20	20		1	6	100	0	0	0	999638	1654997
None	5	50	184	197	1060	5	20	20		1	5		0	0	0	999638	0
None	5	10	184	197	1060	6	20	20		1	6	100	0	0	0	1003445	0.1
None	5	50	184	197	1060	5	20	20		1	5		0	0	0	1003445	0
None	5	10	187	197	1056	2	5	2		1	2	100	0	0	0	1003451	0
None	5	50	187	197	1056	2	5	2		1	2		0	0	0	1003451	0
None	5	10	191	197	1057	3	5	2		1	3	100	0	0	0	1000310	98264.25
None	5	50	191	197	1057	3	5	2		1	3		0	0	0	1000310	0
None	5	10	195	197	1057	3	5	2		1	3	100	0	0	0	1000320	6655.27
None	5	50	195	197	1057	3	5	2		1	3		0	0	0	1000320	0
None	5	10	206	197	1059	5	2	2		1	5	100	0	0	0	1004062	121550.7
None	5	50	206	197	1059	5	2	2		1	5		0	0	0	1004062	0
None	5	10	213	197	1057	3	5	2		1	3	100	0	0	0	1003450	17768.15
None	5	50	213	197	1057	3	5	2		1	3		0	0	0	1003450	0
None	5	10	216	197	1059	5	20	20		1	5	100	0	0	0	1000322	0
None	5	50	216	197	1059	5	20	20		1	5		0	0	0	1000322	0
None	5	10	217	197	1059	5	20	20		1	5	100	0	0	0	1000323	17837.39
None	5	50	217	197	1059	5	20	20		1	5		0	0	0	1000323	0
None	5	10	788	197	1056	2	5	2		1	2	100	0	0	0	1000327	105728.9
None	5	50	788	197	1056	2	5	2		1	2		0	0	0	1000327	0
None	5	10	789	197	1180	1	5	2		1	1	100	0	0	0	1003094	38455.22
None	5	50	789	197	1180	1	5	2		1	1		0	0	0	1003094	0
None	5	10	792	197	1057	3	5	2		1	3	100	0	0	0	1003092	2275.41
None	5	50	792	197	1057	3	5	2		1	3		0	0	0	1003092	0
None	5	10	796	197	1056	2	5	2		1	2	100	0	0	0	1000527	9102.56
None	5	50	796	197	1056	2	5	2		1	2		0	0	0	1000527	0
None	5	10	831	197	1060	6	20	20		1	6	100	0	0	0	1003095	29534.57
None	5	50	831	197	1060	6	20	20		1	6		0	0	0	1003095	0
None	5	10	833	197	1059	5	20	20		1	5	100	0	0	0	1000311	61471.41
None	5	50	833	197	1059	5	20	20		1	5		0	0	0	1000311	0
None	5	10	833	197	1059	5	20	20		1	5	100	0	0	0	1000315	24393.24
None	5	50	833	197	1059	5	20	20		1	5		0	0	0	1000315	0
None	5	10	833	197	1059	5	20	20		1	5	100	0	0	0	1000528	2516.82
None	5	50	833	197	1059	5	20	20		1	5		0	0	0	1000528	0
None	5	10	833	197	1059	5	20	20		1	5	100	0	0	0	1000529	905.57
None	5	50	833	197	1059	5	20	20		1	5		0	0	0	1000529	0
None	5	10	833	197	1059	5	20	20		1	5	100	0	0	0	1000530	550.5
None	5	50	833	197	1059	5	20	20		1	5		0	0	0	1000530	0
None	5	10	833	197	1059	5	20	20		1	5	100	0	0	0	1000531	129.49
None	5	50	833	197	1059	5	20	20		1	5		0	0	0	1000531	0
None	5	10	833	197	1059	5	20	20		1	5	100	0	0	0	1000532	2058.4
None	5	50	833	197	1059	5	20	20		1	5		0	0	0	1000532	0
None	5	10	833	197	1059	5	20	20		1	5	100	0	0	0	1003456	3015404
None	5	50	833	197	1059	5	20	20		1	5		0	0	0	1003456	0
None	5	10	834	197	1059	5	20	20		1	5	100	0	0	0	1000319	181635.3

None	5	50	834	197	1059	5	20	20		1	5		0	0	0	1000319	0
None	5	10	1291	197	1060	6	20	20		1	6	100	0	0	0	1003449	25370.93
None	5	50	1291	197	1060	5	20	20		1	5		0	0	0	1003449	0
None	5	10	835	197	1060	6	20	20		1	6	100	0	0	0	1002352	2098889
None	5	50	835	197	1060	5	20	20		1	5		0	0	0	1002352	0
None	5	10	835	197	1060	6	20	20		1	6	100	0	0	0	1002353	328789.4
None	5	50	835	197	1060	5	20	20		1	5		0	0	0	1002353	0
None	5	10	835	197	1060	6	20	20		1	6	100	0	0	0	1002354	0
None	5	50	835	197	1060	5	20	20		1	5		0	0	0	1002354	0
None	5	10	836	197	1060	6	20	20		1	6	100	0	0	0	1002351	1314449
None	5	50	836	197	1060	5	20	20		1	5		0	0	0	1002351	0
None	5	10	838	197	1056	2	5	2		1	2	100	0	0	0	1000330	0
None	5	50	838	197	1056	2	5	2		1	2		0	0	0	1000330	0
None	5	10	838	197	1056	2	5	2		1	2	100	0	0	0	1003093	0
None	5	50	838	197	1056		5	2		1	2		0	0	0	1003093	0
None	5	10	843	197	1057	3	5	2		1	3	100	0	0	0	1000321	66971.49
None	5	50	843	197	1057	3	5	2		1	3		0	0	0	1000321	0
None	5	10	844	197	1057	3	5	2		1	3	100	0	0	0	1003455	2715.61
None	5	50	844	197	1057	3	5	2		1	3		0	0	0	1003455	0
None	5	10	847	197	1057	3	5	2		1	3	100	0	0	0	1000308	2441.89
None	5	50	847	197	1057	3	5	2		1	3		0	0	0	1000308	0
None	5	10	848	197	1056	2	5	2		1	2	100	0	0	0	1000333	795.22
None	5	50	848	197	1056	2	5	2		1	2		0	0	0	1000333	0
None	5	10	854	197	1059	5	20	20		1	5	100	0	0	0	1000325	23448.78
None	5	50	854	197	1059	5	20	20		1	5		0	0	0	1000325	0
None	5	10	861	197	1059	5	20	20		1	5	100	0	0	0	1000312	0.06
None	5	50	861	197	1059	5	20	20		1	5		0	0	0	1000312	0
None	5	10	861	197	1059	5	20	20		1	5	100	0	0	0	1000316	0.58
None	5	50	861	197	1059	5	20	20		1	5		0	0	0	1000316	0
None	5	10	861	197	1059	5	20	20		1	5	100	0	0	0	1003457	-0.05
None	5	50	861	197	1059	5	20	20		1	5		0	0	0	1003457	0
None	5	10	862	197	1059	5	20	20		1	5	100	0	0	0	1003452	0.51
None	5	50	862	197	1059	5	20	20		1	5		0	0	0	1003452	0
None	5	10	863	197	1060	6	20	20		1	6	100	0	0	0	1002356	0.1
None	5	50	863	197	1060	5	20	20		1	5		0	0	0	1002356	0
None	5	10	863	197	1060	6	20	20		1	6	100	0	0	0	1002357	0
None	5	50	863	197	1060	5	20	20		1	5		0	0	0	1002357	0
None	5	10	863	197	1060	6	20	20		1	6	100	0	0	0	1002358	0.14
None	5	50	863	197	1060	5	20	20		1	5		0	0	0	1002358	0
None	5	10	864	197	1060	6	20	20		1	6	100	0	0	0	1002355	0.09
None	5	50	864	197	1060	5	20	20		1	5		0	0	0	1002355	0
None	5	10	866	197	1056	2	5	2		1	2	100	0	0	0	1003218	0.08
None	5	50	866	197	1056		5	2		1	2		0	0	0	1003218	0
None	5	10	873	197	1057	3	5	2		1	3	100	0	0	0	1000331	0.05
None	5	50	873	197	1057	3	5	2		1	3		0	0	0	1000331	0
None	5	10	875	197	1057	3	5	5	101	1	3	100	0	0	0	1000328	0.43
None	5	50	875	197	1057		5	5		1	3		0	0	0	1000328	0
None	5	10	891	197	1059	5	20	20		1	5	100	0	0	0	1000313	27145.29
None	5	50	891	197	1059	5	20	20		1	5		0	0	0	1000313	0
None	5	10	891	197	1059	5	20	20		1	5	100	0	0	0	1000317	318167.1
None	5	50	891	197	1059	5	20	20		1	5		0	0	0	1000317	0
None	5	10	891	197	1059	5	20	20		1	5	100	0	0	0	1003454	251505
None	5	50	891	197	1059	5	20	20		1	5		0	0	0	1003454	0
None	5	10	891	197	1059	5	20	20		1	5	100	0	0	0	1003997	16357.35
None	5	50	891	197	1059	5	20	20		1	5		0	0	0	1003997	0
None	5	10	891	197	1059	5	20	20		1	5	100	0	0	0	1003998	13781.99
None	5	50	891	197	1059	5	20	20		1	5		0	0	0	1003998	0
None	5	10	891	197	1059	5	20	20		1	5	100	0	0	0	1003999	4876.61
None	5	50	891	197	1059	5	20	20		1	5		0	0	0	1003999	0
None	5	10	892	197	1059	5	20	20		1	5	100	0	0	0	1000326	210.57
None	5	50	892	197	1059	5	20	20		1	5		0	0	0	1000326	0
None	5	10	893	197	1060	6	20	20		1	6	100	0	0	0	1002360	100902.1
None	5	50	893	197	1060	5	20	20		1	5		0	0	0	1002360	0
None	5	10	893	197	1060	6	20	20		1	6	100	0	0	0	1002588	91117.7
None	5	50	893	197	1060	5	20	20		1	5		0	0	0	1002588	0
None	5	10	893	197	1060	6	20	20		1	6	100	0	0	0	1002589	9883.03
None	5	50	893	197	1060	5	20	20		1	5		0	0	0	1002589	0
None	5	10	894	197	1060	6	20	20		1	6	100	0	0	0	1002359	478586.4
None	5	50	894	197	1060	5	20	20		1	5		0	0	0	1002359	0
None	5	10	896	197	1056	2	5	2		1	2	100	0	0	0	999637	5031.62
None	5	50	896	197	1056	2	5	2		1	2		0	0	0	999637	0
None	5	10	900	197	1057	3	5	5	101	1	3	100	0	0	0	1000332	0
None	5	50	900	197	1057		5	5		1	3		0	0	0	1000332	0
None	5	10	901	197	1057	3	5	2		1	3	100	0	0	0	1004061	739.91
None	5	50	901	197	1057	3	5	2		1	3		0	0	0	1004061	0
None	5	10	904	197	1057	3	5	2		1	3	100	0	0	0	1000309	1392.92
None	5	50	904	197	1057	3	5	2		1	3		0	0	0	1000309	0
None	5	10	179	142	1159	0	5	2		1	10		0	0	0	1003929	0
None	5	10	185	142	1084	9	20	20		1	8		0	0	0	1003354	0
None	5	10	194	142	1083	9	5	2		1	8		0	0	0	1000666	0
None	5	10	194	142	1074	9	5	2		1	8		0	0	0	1001717	0
None	5	10	832	142	1159	0	5	2		1	10		0	0	0	1003920	0
None	5	10	832	142	1159	0	5	2		1	10		0	0	0	1003928	0
None	5	10	833	142	1059	5	20	20		1	5		0	0	0	1003921	0
None	5	10	834	142	1059	5	20	20		1	5		0	0	0	1003923	0
None	5	10	1291	142	1060	6	20	20		1	6		0	0	0	1003355	0
None	5	10	835	142	1060	6	20	20		1	6		0	0	0	1003924	0
None	5	10	835	142	1060	6	20	20		1	6		0	0	0	1003925	0
None	5	10	836	142	1060	6	20	20		1	6		0	0	0	1003922	0
None	5	10	837	142	1073	9	20	20		1	8		0	0	0	1003089	0
None	5	10	837	142	1075	9	20	20		1	8		0	0	0	1003090	0
None	5	10	846	142	1076	9	5	2		1	8		0	0	0	1003086	0

None	5	10	846	142	1076	9	5	2		1	8		0	0	0	1003087	0
None	5	10	846	142	1077	9	5	2		1	8		0	0	0	1001716	0
None	5	10	846	142	1078	9	5	2		1	8		0	0	0	1003088	0
None	5	10	846	142	1079	9	5	2		1	8		0	0	0	1003926	0
None	5	10	846	142	1081	9	5	2		1	8		0	0	0	1003927	0
None	5	10	846	142	1084	9	5	2		1	8		0	0	0	1003353	0
None	5	10	865	142	1078	9	20	20		1	8		0	0	0	1003097	0
None	5	10	865	142	1081	9	20	20		1	8		0	0	0	1003216	0
None	5	10	874	142	1079	9	5	2		1	8		0	0	0	1003217	0
None	5	10	874	142	1078	9	5	2		1	8		0	0	0	1003096	0
None	5	10	880	142	1079	9	5	2		1	8		0	0	0	1003091	0
None	5	10	890	142	1159	0	5	2		1	10		0	0	0	999796	0
None	5	10	180	201	1059		20	20		1	5	100	0	0	0	1003055	2101404
None	5	50	180	201	1059		20	20		1	5		0	0	0	1003055	0
None	5	10	180	201	1059		20	20		1	5	100	0	0	0	1003067	4946287
None	5	50	180	201	1059		20	20		1	5		0	0	0	1003067	0
None	5	10	180	201	1059		20	20		1	5	100	0	0	0	1003070	1785105
None	5	50	180	201	1059		20	20		1	5		0	0	0	1003070	0
None	5	10	181	201	1059		20	20		1	5	100	0	0	0	1003064	102082.7
None	5	50	181	201	1059		20	20		1	5		0	0	0	1003064	0
None	5	10	181	201	1059		20	20		1	5	100	0	0	0	1003066	117565.5
None	5	50	181	201	1059		20	20		1	5		0	0	0	1003066	0
None	5	10	1233	201	1059	5	20	20		1	5	100	0	0	0	1003085	39577.85
None	5	50	1233	201	1059	5	20	20		1	5		0	0	0	1003085	0
None	5	10	182	201	1060		20	20		1	6	100	0	0	0	1003054	1454784
None	5	50	182	201	1060		20	20		1	6		0	0	0	1003054	0
None	5	10	182	201	1059		20	20		1	5	100	0	0	0	1003063	258746
None	5	50	182	201	1059		20	20		1	5		0	0	0	1003063	0
None	5	10	182	201	1060		20	20		1	6	100	0	0	0	1003072	325069.5
None	5	50	182	201	1060		20	20		1	6		0	0	0	1003072	0
None	5	10	184	201	1060		20	20		1	6	100	0	0	0	1003056	1892902
None	5	50	184	201	1060		20	20		1	6		0	0	0	1003056	0
None	5	10	187	201	1056	2	5	2		1	2	100	0	0	0	1003359	0
None	5	50	187	201	1056	2	5	2		1	2		0	0	0	1003359	0
None	5	10	187	201	1056	2	5	2		1	2	100	0	0	0	1003360	0
None	5	50	187	201	1056	2	5	2		1	2		0	0	0	1003360	0
None	5	10	191	201	1057		5	5		1	3	100	0	0	0	1003068	236684.1
None	5	50	191	201	1057		5	5		1	3		0	0	0	1003068	0
None	5	10	192	201	1057	3	5	2		1	3	100	0	0	0	1003356	29049.9
None	5	50	192	201	1057	3	5	2		1	3		0	0	0	1003356	0
None	5	10	195	201	1057	3	5	2		1	3	100	0	0	0	1003358	114422.6
None	5	50	195	201	1057	3	5	2		1	3		0	0	0	1003358	0
None	5	10	196	201	1057	3	5	2		1	3	100	0	0	0	1003357	81025.34
None	5	50	196	201	1057	3	5	2		1	3		0	0	0	1003357	0
None	5	10	213	201	1057		5	5		1	3	100	0	0	0	1003057	597644.6
None	5	50	213	201	1057		5	5		1	3		0	0	0	1003057	0
None	5	10	788	201	1056	2	5	2		1	2	100	0	0	0	1003362	0
None	5	50	788	201	1056	2	5	2		1	2		0	0	0	1003362	0
None	5	10	789	201	1180		5	5		1	1	100	0	0	0	1003065	12100.12
None	5	50	789	201	1180		5	2		1	1		0	0	0	1003065	0
None	5	10	795	201	1057	3	5	5	101	1	3	100	0	0	0	1003361	0
None	5	50	795	201	1057	3	5	5		1	3		0	0	0	1003361	0
None	5	10	831	201	1060		20	20		1	6	100	0	0	0	1003062	31.54
None	5	50	831	201	1060		20	20		1	6		0	0	0	1003062	0
None	5	10	833	201	1059		20	20		1	5	100	0	0	0	1000533	76289.45
None	5	50	833	201	1059		20	20		1	5		0	0	0	1000533	0
None	5	10	833	201	1059		20	20		1	5	100	0	0	0	1000534	24723.35
None	5	50	833	201	1059		20	20		1	5		0	0	0	1000534	0
None	5	10	833	201	1059		20	20		1	5	100	0	0	0	1000535	22105.06
None	5	50	833	201	1059		20	20		1	5		0	0	0	1000535	0
None	5	10	833	201	1059		20	20		1	5	100	0	0	0	1000536	1712.51
None	5	50	833	201	1059		20	20		1	5		0	0	0	1000536	0
None	5	10	833	201	1059		20	20		1	5	100	0	0	0	1003058	4356207
None	5	50	833	201	1059		20	20		1	5		0	0	0	1003058	0
None	5	10	833	201	1059		20	20		1	5	100	0	0	0	1003059	2757277
None	5	50	833	201	1059		20	20		1	5		0	0	0	1003059	0
None	5	10	833	201	1059		20	20		1	5	100	0	0	0	1003075	4.78
None	5	50	833	201	1059		20	20		1	5		0	0	0	1003075	0
None	5	10	834	201	1059		20	20		1	5	100	0	0	0	1003060	346343.2
None	5	50	834	201	1059		20	20		1	5		0	0	0	1003060	0
None	5	10	834	201	1059	5	20	20		1	5	100	0	0	0	1003364	6909.25
None	5	50	834	201	1059	5	20	20		1	5		0	0	0	1003364	0
None	5	10	1291	201	1060		20	20		1	6	100	0	0	0	1003074	47418.25
None	5	50	1291	201	1060		20	20		1	6		0	0	0	1003074	0
None	5	10	835	201	1060		20	20		1	6	100	0	0	0	1003061	1250050
None	5	50	835	201	1060		20	20		1	6		0	0	0	1003061	0
None	5	10	835	201	1060		20	20		1	6	100	0	0	0	1003069	240752.9
None	5	50	835	201	1060		20	20		1	6		0	0	0	1003069	0
None	5	10	835	201	1060		20	20		1	6	100	0	0	0	1003079	48574.71
None	5	50	835	201	1060		20	20		1	6		0	0	0	1003079	0
None	5	10	836	201	1060		20	20		1	6	100	0	0	0	1003053	1708840
None	5	50	836	201	1060		20	20		1	6		0	0	0	1003053	0
None	5	10	838	201	1056		5	5		1	2	100	0	0	0	1003077	35870.84
None	5	50	838	201	1056		5	5		1	2		0	0	0	1003077	0
None	5	10	843	201	1057		5	5		1	3	100	0	0	0	1003071	155299.4
None	5	50	843	201	1057		5	5		1	3		0	0	0	1003071	0
None	5	10	847	201	1057	3	5	2		1	3	100	0	0	0	1003365	2049.65
None	5	50	847	201	1057	3	5	2		1	3		0	0	0	1003365	0
None	5	10	854	201	1059	5	20	20		1	5	100	0	0	0	1003363	111682.5
None	5	50	854	201	1059	5	20	20		1	5		0	0	0	1003363	0
None	5	10	889	201	1060	6	20	20		1	6	100	0	0	0	1003366	0
None	5	50	889	201	1060	6	20	20		1	6		0	0	0	1003366	0

None	5	10	891	201	1059		20	20	1	5	100	0	0	0	1003052	320025.1
None	5	50	891	201	1059		20	20	1	5		0	0	0	1003052	0
None	5	10	891	201	1059		20	20	1	5	100	0	0	0	1003076	-275273
None	5	50	891	201	1059		20	20	1	5		0	0	0	1003076	0
None	5	10	891	201	1059		20	20	1	5	100	0	0	0	1003081	331743.3
None	5	50	891	201	1059		20	20	1	5		0	0	0	1003081	0
None	5	10	892	201	1060	6	20	20	1	6	100	0	0	0	1000968	41839.01
None	5	50	892	201	1060	6	20	20	1	6		0	0	0	1000968	0
None	5	10	893	201	1060		20	20	1	6	100	0	0	0	1003082	118039.7
None	5	50	893	201	1060		20	20	1	6		0	0	0	1003082	0
None	5	10	893	201	1060		20	20	1	6	100	0	0	0	1003083	89256.96
None	5	50	893	201	1060		20	20	1	6		0	0	0	1003083	0
None	5	10	893	201	1060		20	20	1	6	100	0	0	0	1003084	0
None	5	50	893	201	1060		20	20	1	6		0	0	0	1003084	0
None	5	10	894	201	1060		20	20	1	6	100	0	0	0	1003078	669948.4
None	5	50	894	201	1060		20	20	1	6		0	0	0	1003078	0
None	5	10	896	201	1056	2	5	2	1	2	100	0	0	0	1003367	23941.27
None	5	50	896	201	1056	2	5	2	1	2		0	0	0	1003367	0
None	5	10	900	201	1057		5	5	1	3	100	0	0	0	1003080	35193.22
None	5	50	900	201	1057		5	5	1	3		0	0	0	1003080	0
None	5	10	904	201	1057		5	5	1	3	100	0	0	0	1003073	13955.25
None	5	50	904	201	1057		5	5	1	3		0	0	0	1003073	0
None	5	10	179	143	1159		5	2	1	10		0	0	0	1000303	0
None	5	10	180	143	1059		20	20	1	5		0	0	0	1000249	0
None	5	10	180	143	1059		20	20	1	5		0	0	0	1000252	0
None	5	10	180	143	1059		20	20	1	5		0	0	0	1000253	0
None	5	10	181	143	1059		20	20	1	5		0	0	0	1000255	0
None	5	10	181	143	1059		20	20	1	5		0	0	0	1003374	0
None	5	10	181	143	1059	5	20	20	1	5		0	0	0	1003773	0
None	5	10	182	143	1060		20	20	1	6		0	0	0	1002438	0
None	5	10	182	143	1060		20	20	1	6		0	0	0	1003379	0
None	5	10	184	143	1060		20	20	1	6		0	0	0	1000256	0
None	5	10	190	143	1159	0	5	2	1	10		0	0	0	1003774	0
None	5	10	191	143	1057		5	5	1	3		0	0	0	1000262	0
None	5	20	191	143	1175	200	5	5	1	3		0	0	0	1000262	0
None	5	10	194	143	1077	9	5	2	1	8		0	0	0	1000130	0
None	5	10	194	143	1080	9	5	2	1	8		0	0	0	1002440	0
None	5	10	194	143	1083	9	5	2	1	8		0	0	0	1003775	0
None	5	10	206	143	1057		5	5	1	3		0	0	0	1000258	0
None	5	20	206	143	1175	200	5	5	1	3		0	0	0	1000258	0
None	5	10	213	143	1057		5	5	1	3		0	0	0	1000265	0
None	5	20	213	143	1175	200	5	5	1	3		0	0	0	1000265	0
None	5	10	215	143	1159		5	2	1	10		0	0	0	1000301	0
None	5	10	216	143	1059		20	20	1	5		0	0	0	1000299	0
None	5	10	216	143	1059		20	20	1	5		0	0	0	1000302	0
None	5	10	789	143	1180		5	5	1	1		0	0	0	1000259	0
None	5	10	831	143	1060		20	20	1	6		0	0	0	1003369	0
None	5	10	832	143	1159		5	2	1	10		0	0	0	1000260	0
None	5	10	833	143	1059		20	20	1	5		0	0	0	1000250	0
None	5	10	833	143	1059		20	20	1	5		0	0	0	1000304	0
None	5	10	833	143	1059		20	20	1	5		0	0	0	1000306	0
None	5	10	834	143	1059		20	20	1	5		0	0	0	1003373	0
None	5	10	1291	143	1060		20	20	1	6		0	0	0	1003381	0
None	5	10	835	143	1060		20	20	1	6		0	0	0	1002439	0
None	5	10	835	143	1060		20	20	1	6		0	0	0	1003376	0
None	5	10	835	143	1060		20	20	1	6		0	0	0	1003380	0
None	5	10	836	143	1060		20	20	1	6		0	0	0	1003371	0
None	5	10	838	143	1056		5	5	1	2		0	0	0	1000254	0
None	5	20	838	143	1086	200	5	5	1	2		0	0	0	1000254	0
None	5	10	843	143	1057		5	5	1	3		0	0	0	1000257	0
None	5	20	843	143	1175	200	5	5	1	3		0	0	0	1000257	0
None	5	10	844	143	1057		5	5	1	3		0	0	0	1003375	0
None	5	20	844	143	1175	200	5	5	1	3		0	0	0	1003375	0
None	5	10	846	143	1077	9	5	2	1	8		0	0	0	1003778	0
None	5	10	846	143	1078	9	5	2	1	8		0	0	0	1003779	0
None	5	10	846	143	1079	9	5	2	1	8		0	0	0	1003780	0
None	5	10	846	143	1081	9	5	2	1	8		0	0	0	1003776	0
None	5	10	846	143	1082	9	5	2	1	8		0	0	0	1003777	0
None	5	10	846	143	1084	9	5	2	1	8		0	0	0	1000129	0
None	5	10	854	143	1059		20	20	1	5		0	0	0	1000264	0
None	5	10	866	143	1056	2	5	5	1	2		0	0	0	1003368	0
None	5	20	866	143	1086	200	5	5	1	2		0	0	0	1003368	0
None	5	10	891	143	1059		20	20	1	5		0	0	0	1000251	0
None	5	10	891	143	1059		20	20	1	5		0	0	0	1000305	0
None	5	10	891	143	1059		20	20	1	5		0	0	0	1000307	0
None	5	10	891	143	1059		20	20	1	5		0	0	0	1003051	0
None	5	10	893	143	1060		20	20	1	6		0	0	0	1000261	0
None	5	10	893	143	1060		20	20	1	6		0	0	0	1003377	0
None	5	10	893	143	1060		20	20	1	6		0	0	0	1003378	0
None	5	10	894	143	1060		20	20	1	6		0	0	0	1003372	0
None	5	10	896	143	1056		5	5	1	2		0	0	0	1000300	0
None	5	20	896	143	1086	200	5	5	1	2		0	0	0	1000300	0
None	5	10	900	143	1057		5	5	1	3		0	0	0	1000263	0
None	5	20	900	143	1175	200	5	5	1	3		0	0	0	1000263	0
None	5	10	901	143	1057		5	5	1	3		0	0	0	1003370	0
None	5	20	901	143	1175	200	5	5	1	3		0	0	0	1003370	0
None	5	10	180	202	1059		20	20	1	5	100	0	0	0	1000105	7103969
None	5	50	180	202	1059		20	20	1	5		0	0	0	1000105	0
None	5	10	180	202	1059		20	20	1	5	100	0	0	0	1000116	5443056
None	5	50	180	202	1059		20	20	1	5		0	0	0	1000116	0
None	5	10	180	202	1059		20	20	1	5	100	0	0	0	1000119	228941.3
None	5	50	180	202	1059		20	20	1	5		0	0	0	1000119	0

None	5	10	181	202	1059		20	20		1	5	100	0	0	0	1000113	461021.8
None	5	50	181	202	1059		20	20		1	5		0	0	0	1000113	0
None	5	10	181	202	1059		20	20		1	5	100	0	0	0	1000115	47536.69
None	5	50	181	202	1059		20	20		1	5		0	0	0	1000115	0
None	5	10	1233	202	1059	5	20	20		1	5	100	0	0	0	1000073	41576.45
None	5	50	1233	202	1059	5	20	20		1	5		0	0	0	1000073	0
None	5	10	182	202	1060		20	20		1	6	100	0	0	0	1000104	1642286
None	5	50	182	202	1060		20	20		1	6		0	0	0	1000104	0
None	5	10	182	202	1059		20	20		1	5	100	0	0	0	1000112	389936.4
None	5	50	182	202	1059		20	20		1	5		0	0	0	1000112	0
None	5	10	182	202	1060		20	20		1	6	100	0	0	0	1000121	90383.63
None	5	50	182	202	1060		20	20		1	6		0	0	0	1000121	0
None	5	10	184	202	1060		20	20		1	6	100	0	0	0	1000106	2514265
None	5	50	184	202	1060		20	20		1	6		0	0	0	1000106	0
None	5	10	187	202	1056	2	5	2		1	2	100	0	0	0	1000077	0
None	5	50	187	202	1056	2	5	2		1	2		0	0	0	1000077	0
None	5	10	187	202	1056	2	5	2		1	2	100	0	0	0	1000078	0
None	5	50	187	202	1056	2	5	2		1	2		0	0	0	1000078	0
None	5	10	191	202	1057		5	5		1	3	100	0	0	0	1000117	109194.2
None	5	50	191	202	1057		5	5		1	3		0	0	0	1000117	0
None	5	10	192	202	1057	3	5	2		1	3	100	0	0	0	1000074	121538.5
None	5	50	192	202	1057	3	5	2		1	3		0	0	0	1000074	0
None	5	10	195	202	1057	3	5	2		1	3	100	0	0	0	1000076	219639.7
None	5	50	195	202	1057	3	5	2		1	3		0	0	0	1000076	0
None	5	10	196	202	1057	3	5	2		1	3	100	0	0	0	1000075	0
None	5	50	196	202	1057	3	5	2		1	3		0	0	0	1000075	0
None	5	10	213	202	1057		5	5		1	3	100	0	0	0	1000107	400875.3
None	5	50	213	202	1057		5	5		1	3		0	0	0	1000107	0
None	5	10	789	202	1180		5	5		1	1	100	0	0	0	1000114	8974.73
None	5	50	789	202	1180		5	2		1	1		0	0	0	1000114	0
None	5	10	795	202	1057	3	5	5	101	1	3	100	0	0	0	1000079	4709.37
None	5	50	795	202	1057	3	5	5		1	3		0	0	0	1000079	0
None	5	10	795	202	1056	2	5	2		1	2	100	0	0	0	1000080	1319.39
None	5	50	795	202	1056	2	5	2		1	2		0	0	0	1000080	0
None	5	10	833	202	1059		20	20		1	5	100	0	0	0	1000064	29982.34
None	5	50	833	202	1059		20	20		1	5		0	0	0	1000064	0
None	5	10	833	202	1059		20	20		1	5	100	0	0	0	1000108	804679.9
None	5	50	833	202	1059		20	20		1	5		0	0	0	1000108	0
None	5	10	833	202	1059		20	20		1	5	100	0	0	0	1000109	2856029
None	5	50	833	202	1059		20	20		1	5		0	0	0	1000109	0
None	5	10	833	202	1059		20	20		1	5	100	0	0	0	1000537	20203.02
None	5	50	833	202	1059		20	20		1	5		0	0	0	1000537	0
None	5	10	833	202	1059		20	20		1	5	100	0	0	0	1000538	991.37
None	5	50	833	202	1059		20	20		1	5		0	0	0	1000538	0
None	5	10	834	202	1059	5	20	20		1	5	100	0	0	0	1000082	2154.78
None	5	50	834	202	1059	5	20	20		1	5		0	0	0	1000082	0
None	5	10	834	202	1059		20	20		1	5	100	0	0	0	1000110	252194.1
None	5	50	834	202	1059		20	20		1	5		0	0	0	1000110	0
None	5	10	1291	202	1060		20	20		1	6	100	0	0	0	1000063	118117.4
None	5	50	1291	202	1060		20	20		1	6		0	0	0	1000063	0
None	5	10	835	202	1060		20	20		1	6	100	0	0	0	1000067	150345.2
None	5	50	835	202	1060		20	20		1	6		0	0	0	1000067	0
None	5	10	835	202	1060		20	20		1	6	100	0	0	0	1000111	1589381
None	5	50	835	202	1060		20	20		1	6		0	0	0	1000111	0
None	5	10	835	202	1060		20	20		1	6	100	0	0	0	1000118	492483.6
None	5	50	835	202	1060		20	20		1	6		0	0	0	1000118	0
None	5	10	836	202	1060		20	20		1	6	100	0	0	0	1000103	1458919
None	5	50	836	202	1060		20	20		1	6		0	0	0	1000103	0
None	5	10	843	202	1057		5	5		1	3	100	0	0	0	1000120	147230.6
None	5	50	843	202	1057		5	5		1	3		0	0	0	1000120	0
None	5	10	847	202	1057	3	5	2		1	3	100	0	0	0	1000083	60134.37
None	5	50	847	202	1057	3	5	2		1	3		0	0	0	1000083	0
None	5	10	854	202	1059	5	20	20		1	5	100	0	0	0	1000081	123026
None	5	50	854	202	1059	5	20	20		1	5		0	0	0	1000081	0
None	5	10	891	202	1059		20	20		1	5	100	0	0	0	1000065	7507.97
None	5	50	891	202	1059		20	20		1	5		0	0	0	1000065	0
None	5	10	891	202	1059		20	20		1	5	100	0	0	0	1000069	91087.14
None	5	50	891	202	1059		20	20		1	5		0	0	0	1000069	0
None	5	10	891	202	1059		20	20		1	5	100	0	0	0	1000102	517591.7
None	5	50	891	202	1059		20	20		1	5		0	0	0	1000102	0
None	5	10	893	202	1060		20	20		1	6	100	0	0	0	1000070	241158.1
None	5	50	893	202	1060		20	20		1	6		0	0	0	1000070	0
None	5	10	893	202	1060		20	20		1	6	100	0	0	0	1000071	62559.79
None	5	50	893	202	1060		20	20		1	6		0	0	0	1000071	0
None	5	10	893	202	1060		20	20		1	6	100	0	0	0	1000072	8466.42
None	5	50	893	202	1060		20	20		1	6		0	0	0	1000072	0
None	5	10	894	202	1060		20	20		1	6	100	0	0	0	1000066	300985.5
None	5	50	894	202	1060		20	20		1	6		0	0	0	1000066	0
None	5	10	900	202	1057		5	5		1	3	100	0	0	0	1000068	9135.97
None	5	50	900	202	1057		5	5		1	3		0	0	0	1000068	0
None	5	10	904	202	1057		5	5		1	3	100	0	0	0	1000062	35818.18
None	5	50	904	202	1057		5	5		1	3		0	0	0	1000062	0
None	5	10	179	144	1159		5	2		1	10		0	0	0	999582	0
None	5	10	179	144	1159		5	2		1	10		0	0	0	1000847	0
None	5	10	186	144	1056		5	5		1	2		0	0	0	999926	0
None	5	20	186	144	1086	200	5	5		1	2		0	0	0	999926	0
None	5	10	190	144	1159	0	5	2		1	10		0	0	0	1000838	0
None	5	10	194	144	1080	9	5	2		1	8		0	0	0	1000839	0
None	5	10	194	144	1083	9	5	2		1	8		0	0	0	1000840	0
None	5	10	789	144	1180		5	5		1	1		0	0	0	999924	0
None	5	10	791	144	1057		5	5		1	3		0	0	0	1000653	0
None	5	20	791	144	1175	200	5	5		1	3		0	0	0	1000653	0

None	5	10	792	144	1057		5	5	1	3		0	0	0	999927	0
None	5	20	792	144	1175	200	5	5	1	3		0	0	0	999927	0
None	5	10	793	144	1057		5	5	1	3		0	0	0	999693	0
None	5	20	793	144	1175	200	5	5	1	3		0	0	0	999693	0
None	5	10	832	144	1159		5	2	1	10		0	0	0	999580	0
None	5	10	832	144	1159		5	2	1	10		0	0	0	999581	0
None	5	10	837	144	1075	9	20	20	1	8		0	0	0	999928	0
None	5	10	837	144	1079	9	20	20	1	8		0	0	0	999929	0
None	5	10	837	144	1080	9	20	20	1	8		0	0	0	999930	0
None	5	10	837	144	1081	9	20	20	1	8		0	0	0	999931	0
None	5	10	839	144	1056		5	5	1	2		0	0	0	1000845	0
None	5	20	839	144	1086	200	5	5	1	2		0	0	0	1000845	0
None	5	10	844	144	1057		5	5	1	3		0	0	0	1000837	0
None	5	20	844	144	1175	200	5	5	1	3		0	0	0	1000837	0
None	5	10	845	144	1057		5	5	1	3		0	0	0	1000849	0
None	5	20	845	144	1175	200	5	5	1	3		0	0	0	1000849	0
None	5	10	846	144	1074	9	5	2	1	8		0	0	0	999936	0
None	5	10	846	144	1076	9	5	2	1	8		0	0	0	1000842	0
None	5	10	846	144	1078	9	5	2	1	8		0	0	0	1000843	0
None	5	10	846	144	1079	9	5	2	1	8		0	0	0	1000844	0
None	5	10	846	144	1081	9	5	2	1	8		0	0	0	999937	0
None	5	10	846	144	1081	9	5	2	1	8		0	0	0	1000841	0
None	5	10	892	144	1059		20	20	1	5		0	0	0	999925	0
None	5	10	892	144	1059		20	20	1	5		0	0	0	1000848	0
None	5	10	1295	144	1060		20	20	1	6		0	0	0	999923	0
None	5	10	897	144	1056		5	5	1	2		0	0	0	1000846	0
None	5	20	897	144	1086	200	5	5	1	2		0	0	0	1000846	0
None	5	10	903	144	1074	9	5	2	1	8		0	0	0	999933	0
None	5	10	903	144	1075	9	5	2	1	8		0	0	0	999934	0
None	5	10	903	144	1081	9	5	2	1	8		0	0	0	999935	0
None	5	10	903	144	1084	9	5	2	1	8		0	0	0	999932	0
None	5	10	180	206	1059		20	20	1	5	100	0	0	0	1000048	-27028.3
None	5	50	180	206	1059		20	20	1	5		0	0	0	1000048	0
None	5	10	180	206	1059		20	20	1	5	100	0	0	0	1003861	8689646
None	5	50	180	206	1059		20	20	1	5		0	0	0	1003861	0
None	5	10	180	206	1059		20	20	1	5	100	0	0	0	1003862	1846971
None	5	50	180	206	1059		20	20	1	5		0	0	0	1003862	0
None	5	10	181	206	1059		20	20	1	5	100	0	0	0	1000476	428130.5
None	5	50	181	206	1059		20	20	1	5		0	0	0	1000476	0
None	5	10	181	206	1059		20	20	1	5	100	0	0	0	1002988	7942.65
None	5	50	181	206	1059		20	20	1	5		0	0	0	1002988	0
None	5	10	181	206	1059		20	20	1	5	100	0	0	0	1004000	878305.8
None	5	50	181	206	1059		20	20	1	5		0	0	0	1004000	0
None	5	10	1233	206	1060		20	20	1	6	100	0	0	0	1004009	-66057.6
None	5	50	1233	206	1060		20	20	1	6		0	0	0	1004009	0
None	5	10	182	206	1060		20	20	1	6	100	0	0	0	1000044	1650036
None	5	50	182	206	1060		20	20	1	6		0	0	0	1000044	0
None	5	10	182	206	1060		20	20	1	6	100	0	0	0	1000478	-321344
None	5	50	182	206	1060		20	20	1	6		0	0	0	1000478	0
None	5	10	182	206	1060		20	20	1	6	100	0	0	0	1003849	11464.85
None	5	50	182	206	1060		20	20	1	6		0	0	0	1003849	0
None	5	10	182	206	1060		20	20	1	6	100	0	0	0	1003865	2900964
None	5	50	182	206	1060		20	20	1	6		0	0	0	1003865	0
None	5	10	184	206	1060		20	20	1	6	100	0	0	0	1004002	777168.2
None	5	50	184	206	1060		20	20	1	6		0	0	0	1004002	0
None	5	10	186	206	1056		5	5	1	2	100	0	0	0	1003851	4405.41
None	5	50	186	206	1056		5	5	1	2		0	0	0	1003851	0
None	5	10	187	206	1056		5	5	1	2	100	0	0	0	1003854	989.74
None	5	50	187	206	1056		5	5	1	2		0	0	0	1003854	0
None	5	10	187	206	1056		5	5	1	2	100	0	0	0	1003863	20661.4
None	5	50	187	206	1056		5	5	1	2		0	0	0	1003863	0
None	5	10	187	206	1056		5	5	1	2	100	0	0	0	1004004	2688.82
None	5	50	187	206	1056		5	5	1	2		0	0	0	1004004	0
None	5	10	191	206	1057		5	5	1	3	100	0	0	0	1003867	9193.4
None	5	50	191	206	1057		5	5	1	3		0	0	0	1003867	0
None	5	10	192	206	1057		5	5	1	3	100	0	0	0	1000480	7470.48
None	5	50	192	206	1057		5	5	1	3		0	0	0	1000480	0
None	5	10	1311	206	1057		5	5	1	3	100	0	0	0	1003847	2617.32
None	5	50	1311	206	1057		5	5	1	3		0	0	0	1003847	0
None	5	10	195	206	1057		5	5	1	3	100	0	0	0	1003866	254875.7
None	5	50	195	206	1057		5	5	1	3		0	0	0	1003866	0
None	5	10	196	206	1056		5	5	1	2	100	0	0	0	1003852	0
None	5	50	196	206	1056		5	5	1	2		0	0	0	1003852	0
None	5	10	213	206	1057		5	5	1	3	100	0	0	0	1000468	426830.7
None	5	50	213	206	1057		5	5	1	3		0	0	0	1000468	0
None	5	10	216	206	1059		20	20	1	5	100	0	0	0	1003864	63730.5
None	5	50	216	206	1059		20	20	1	5		0	0	0	1003864	0
None	5	10	217	206	1059		20	20	1	5	100	0	0	0	1004005	55977.42
None	5	50	217	206	1059		20	20	1	5		0	0	0	1004005	0
None	5	10	788	206	1056		5	5	1	2	100	0	0	0	1003850	429.48
None	5	50	788	206	1056		5	5	1	2		0	0	0	1003850	0
None	5	10	793	206	1057		5	5	1	3	100	0	0	0	1002987	1511.83
None	5	50	793	206	1057		5	5	1	3		0	0	0	1002987	0
None	5	10	1315	206	1057		5	5	1	3	100	0	0	0	1000479	1799.8
None	5	50	1315	206	1057		5	5	1	3		0	0	0	1000479	0
None	5	10	795	206	1057		5	5	1	3	100	0	0	0	1003853	510.69
None	5	50	795	206	1057		5	5	1	3		0	0	0	1003853	0
None	5	10	833	206	1059		20	20	1	5	100	0	0	0	1000049	439.67
None	5	50	833	206	1059		20	20	1	5		0	0	0	1000049	0
None	5	10	833	206	1059		20	20	1	5	100	0	0	0	1000469	1450735
None	5	50	833	206	1059		20	20	1	5		0	0	0	1000469	0
None	5	10	833	206	1059		20	20	1	5	100	0	0	0	1000471	4514788

None	5	50	833	206	1059			20	20	1	5		0	0	0	1000471	0
None	5	10	833	206	1059			20	20	1	5	100	0	0	0	1003841	673.85
None	5	50	833	206	1059			20	20	1	5		0	0	0	1003841	0
None	5	10	833	206	1059			20	20	1	5	100	0	0	0	1003842	-25.55
None	5	50	833	206	1059			20	20	1	5		0	0	0	1003842	0
None	5	10	834	206	1059			20	20	1	5	100	0	0	0	1000475	428279.1
None	5	50	834	206	1059			20	20	1	5		0	0	0	1000475	0
None	5	10	834	206	1059			20	20	1	5	100	0	0	0	1000477	209181.9
None	5	50	834	206	1059			20	20	1	5		0	0	0	1000477	0
None	5	10	1291	206	1060			20	20	1	6	100	0	0	0	1000047	-114734
None	5	50	1291	206	1060			20	20	1	6		0	0	0	1000047	0
None	5	10	835	206	1060			20	20	1	6	100	0	0	0	1000042	277823.3
None	5	50	835	206	1060			20	20	1	6		0	0	0	1000042	0
None	5	10	835	206	1060			20	20	1	6	100	0	0	0	1000045	579995.8
None	5	50	835	206	1060			20	20	1	6		0	0	0	1000045	0
None	5	10	835	206	1060			20	20	1	6	100	0	0	0	1000483	3457687
None	5	50	835	206	1060			20	20	1	6		0	0	0	1000483	0
None	5	10	836	206	1060			20	20	1	6	100	0	0	0	1000473	1998825
None	5	50	836	206	1060			20	20	1	6		0	0	0	1000473	0
None	5	10	843	206	1057			5	5	1	3	100	0	0	0	1004003	34053.13
None	5	50	843	206	1057			5	5	1	3		0	0	0	1004003	0
None	5	10	844	206	1057			5	5	1	3	100	0	0	0	1004007	6523.61
None	5	50	844	206	1057			5	5	1	3		0	0	0	1004007	0
None	5	10	845	206	1057			5	5	1	3	100	0	0	0	1003848	0
None	5	50	845	206	1057			5	5	1	3		0	0	0	1003848	0
None	5	10	847	206	1057			5	5	1	3	100	0	0	0	1000482	294559.1
None	5	50	847	206	1057			5	5	1	3		0	0	0	1000482	0
None	5	10	848	206	1056			5	5	1	2	100	0	0	0	1000481	0
None	5	50	848	206	1056			5	5	1	2		0	0	0	1000481	0
None	5	10	854	206	1059			20	20	1	5	100	0	0	0	1003845	-5991.11
None	5	50	854	206	1059			20	20	1	5		0	0	0	1003845	0
None	5	10	855	206	1059			20	20	1	5	100	0	0	0	1003846	13340.03
None	5	50	855	206	1059			20	20	1	5		0	0	0	1003846	0
None	5	10	891	206	1059			20	20	1	5	100	0	0	0	1000050	98.82
None	5	50	891	206	1059			20	20	1	5		0	0	0	1000050	0
None	5	10	891	206	1059			20	20	1	5	100	0	0	0	1000470	833323.2
None	5	50	891	206	1059			20	20	1	5		0	0	0	1000470	0
None	5	10	891	206	1059			20	20	1	5	100	0	0	0	1000472	581132.6
None	5	50	891	206	1059			20	20	1	5		0	0	0	1000472	0
None	5	10	891	206	1059			20	20	1	5	100	0	0	0	1003843	-239.85
None	5	50	891	206	1059			20	20	1	5		0	0	0	1003843	0
None	5	10	891	206	1059			20	20	1	5	100	0	0	0	1003844	-228.47
None	5	50	891	206	1059			20	20	1	5		0	0	0	1003844	0
None	5	10	892	206	1059			20	20	1	5	100	0	0	0	1002986	4956.58
None	5	50	892	206	1059			20	20	1	5		0	0	0	1002986	0
None	5	10	892	206	1059			20	20	1	5	100	0	0	0	1002989	26636.77
None	5	50	892	206	1059			20	20	1	5		0	0	0	1002989	0
None	5	10	893	206	1060			20	20	1	6	100	0	0	0	1000043	94763.39
None	5	50	893	206	1060			20	20	1	6		0	0	0	1000043	0
None	5	10	893	206	1060			20	20	1	6	100	0	0	0	1000046	34168.72
None	5	50	893	206	1060			20	20	1	6		0	0	0	1000046	0
None	5	10	893	206	1060			20	20	1	6	100	0	0	0	1000484	143715.7
None	5	50	893	206	1060			20	20	1	6		0	0	0	1000484	0
None	5	10	894	206	1060			20	20	1	6	100	0	0	0	1000474	429230.4
None	5	50	894	206	1060			20	20	1	6		0	0	0	1000474	0
None	5	10	897	206	1056			5	5	1	2	100	0	0	0	1002985	0
None	5	50	897	206	1056			5	5	1	2		0	0	0	1002985	0
None	5	10	900	206	1057			5	5	1	3	100	0	0	0	1003868	1668.04
None	5	50	900	206	1057			5	5	1	3		0	0	0	1003868	0
None	5	10	904	206	1057			5	5	1	3	100	0	0	0	1000465	93695.1
None	5	50	904	206	1057			5	5	1	3		0	0	0	1000465	0
None	5	10	179	145	1159			5	2	1	10		0	0	0	1000467	0
None	5	10	190	145	1159			5	2	1	10		0	0	0	1004001	0
None	5	10	194	145	1073			5	2	1	8		0	0	0	1003605	0
None	5	10	194	145	1080			5	2	1	8		0	0	0	1003608	0
None	5	10	194	145	1081			5	2	1	8		0	0	0	1003012	0
None	5	10	194	145	1082			5	2	1	8		0	0	0	1003013	0
None	5	10	194	145	1083			5	2	1	8		0	0	0	1003018	0
None	5	10	194	145	1084			5	2	1	8		0	0	0	1003607	0
None	5	10	222	145	1159	-1	5	5	5	1	5		0	0	0	999938	0
None	5	10	222	145	1384		5	5	2	1	5		0	0	0	999939	0
None	5	10	832	145	1159			5	2	1	10		0	0	0	1000466	0
None	5	10	832	145	1159			5	2	1	10		0	0	0	1004006	0
None	5	10	842	145	1159			5	2	1	10		0	0	0	1004008	0
None	5	10	846	145	1073			5	2	1	8		0	0	0	1002436	0
None	5	10	846	145	1075			5	5	1	8		0	0	0	1003604	0
None	5	10	846	145	1075			5	5	1	8		0	0	0	1003606	0
None	5	10	846	145	1076			5	2	1	8		0	0	0	1002437	0
None	5	10	846	145	1077			5	2	1	8		0	0	0	1003015	0
None	5	10	846	145	1078			5	2	1	8		0	0	0	1002343	0
None	5	10	846	145	1079			5	2	1	8		0	0	0	1002991	0
None	5	10	846	145	1080			5	2	1	8		0	0	0	1002993	0
None	5	10	846	145	1080			5	2	1	8		0	0	0	1003011	0
None	5	10	846	145	1081			5	2	1	8		0	0	0	1003014	0
None	5	10	846	145	1082			5	2	1	8		0	0	0	1002342	0
None	5	10	846	145	1083			5	2	1	8		0	0	0	1002990	0
None	5	10	846	145	1084			5	2	1	8		0	0	0	1002992	0
None	5	10	859	145	1159	-1	5	5	5	1	5		0	0	0	999940	0
None	5	10	859	145	1384		5	5	2	1	5		0	0	0	999941	0
None	5	10	903	145	1075			5	5	1	8		0	0	0	1003016	0
None	5	10	903	145	1078			5	2	1	8		0	0	0	1002344	0
None	5	10	903	145	1080			5	2	1	8		0	0	0	1003017	0

None	5	10	919	145	1159	-1	5	5	5	1	5		0	0	0	999942	0
None	5	10	919	145	1384		5	5	2	1	5		0	0	0	999943	0
None	5	10	180	207	1059			20	20	1	5	100	0	0	0	1000034	8362218
None	5	50	180	207	1059			20	20	1	5		0	0	0	1000034	0
None	5	10	180	207	1059			20	20	1	5	100	0	0	0	1000035	28645.27
None	5	50	180	207	1059			20	20	1	5		0	0	0	1000035	0
None	5	10	180	207	1059			20	20	1	5	100	0	0	0	1000868	41994.14
None	5	50	180	207	1059			20	20	1	5		0	0	0	1000868	0
None	5	10	181	207	1059			20	20	1	5	100	0	0	0	1000041	644992.4
None	5	50	181	207	1059			20	20	1	5		0	0	0	1000041	0
None	5	10	181	207	1059			20	20	1	5	100	0	0	0	1000692	113841.8
None	5	50	181	207	1059			20	20	1	5		0	0	0	1000692	0
None	5	10	181	207	1059			20	20	1	5	100	0	0	0	1000697	123506.6
None	5	50	181	207	1059			20	20	1	5		0	0	0	1000697	0
None	5	10	1233	207	1060			20	20	1	6	100	0	0	0	1000097	16942.84
None	5	50	1233	207	1060			20	20	1	6		0	0	0	1000097	0
None	5	10	182	207	1060			20	20	1	6	100	0	0	0	1000037	303330.8
None	5	50	182	207	1060			20	20	1	6		0	0	0	1000037	0
None	5	10	182	207	1060			20	20	1	6	100	0	0	0	1000855	1891931
None	5	50	182	207	1060			20	20	1	6		0	0	0	1000855	0
None	5	10	182	207	1060			20	20	1	6	100	0	0	0	1000863	389985.2
None	5	50	182	207	1060			20	20	1	6		0	0	0	1000863	0
None	5	10	182	207	1060			20	20	1	6	100	0	0	0	1000866	6531.78
None	5	50	182	207	1060			20	20	1	6		0	0	0	1000866	0
None	5	10	184	207	1060			20	20	1	6	100	0	0	0	1000093	765960.1
None	5	50	184	207	1060			20	20	1	6		0	0	0	1000093	0
None	5	10	186	207	1056			5	5	1	2	100	0	0	0	1000040	38764.46
None	5	50	186	207	1056			5	5	1	2		0	0	0	1000040	0
None	5	10	187	207	1056			5	5	1	2	100	0	0	0	1000036	646.22
None	5	50	187	207	1056			5	5	1	2		0	0	0	1000036	0
None	5	10	187	207	1056			5	5	1	2	100	0	0	0	1000095	7.81
None	5	50	187	207	1056			5	5	1	2		0	0	0	1000095	0
None	5	10	191	207	1057			5	5	1	3	100	0	0	0	1000039	9317.02
None	5	50	191	207	1057			5	5	1	3		0	0	0	1000039	0
None	5	10	192	207	1057			5	5	1	3	100	0	0	0	1000856	39755.63
None	5	50	192	207	1057			5	5	1	3		0	0	0	1000856	0
None	5	10	195	207	1057			5	5	1	3	100	0	0	0	1000038	273159.7
None	5	50	195	207	1057			5	5	1	3		0	0	0	1000038	0
None	5	10	210	207	1057			5	5	1	3	100	0	0	0	1000099	18162.59
None	5	50	210	207	1057			5	5	1	3		0	0	0	1000099	0
None	5	10	213	207	1057			5	5	1	3	100	0	0	0	1000055	527972.7
None	5	50	213	207	1057			5	5	1	3		0	0	0	1000055	0
None	5	10	213	207	1057			5	5	1	3	100	0	0	0	1000644	21566.75
None	5	50	213	207	1057			5	5	1	3		0	0	0	1000644	0
None	5	10	216	207	1059			20	20	1	5	100	0	0	0	1000487	-58007.2
None	5	50	216	207	1059			20	20	1	5		0	0	0	1000487	0
None	5	10	217	207	1059			20	20	1	5	100	0	0	0	1000462	-3.59
None	5	50	217	207	1059			20	20	1	5		0	0	0	1000462	0
None	5	10	787	207	1056			5	5	1	2	100	0	0	0	1000643	0
None	5	50	787	207	1056			5	5	1	2		0	0	0	1000643	0
None	5	10	795	207	1057			5	5	1	3	100	0	0	0	1000100	3714.29
None	5	50	795	207	1057			5	5	1	3		0	0	0	1000100	0
None	5	10	833	207	1059			20	20	1	5	100	0	0	0	1000056	2413471
None	5	50	833	207	1059			20	20	1	5		0	0	0	1000056	0
None	5	10	833	207	1059			20	20	1	5	100	0	0	0	1000058	5551875
None	5	50	833	207	1059			20	20	1	5		0	0	0	1000058	0
None	5	10	833	207	1059			20	20	1	5	100	0	0	0	1000463	-34629.6
None	5	50	833	207	1059			20	20	1	5		0	0	0	1000463	0
None	5	10	833	207	1059			20	20	1	5	100	0	0	0	1000869	20249.97
None	5	50	833	207	1059			20	20	1	5		0	0	0	1000869	0
None	5	10	834	207	1059			20	20	1	5	100	0	0	0	1000695	497581.6
None	5	50	834	207	1059			20	20	1	5		0	0	0	1000695	0
None	5	10	834	207	1059			20	20	1	5	100	0	0	0	1000698	290042.9
None	5	50	834	207	1059			20	20	1	5		0	0	0	1000698	0
None	5	10	1291	207	1060			20	20	1	6	100	0	0	0	1000867	14207.94
None	5	50	1291	207	1060			20	20	1	6		0	0	0	1000867	0
None	5	10	835	207	1060			20	20	1	6	100	0	0	0	1000859	2894929
None	5	50	835	207	1060			20	20	1	6		0	0	0	1000859	0
None	5	10	835	207	1060			20	20	1	6	100	0	0	0	1000861	455616.9
None	5	50	835	207	1060			20	20	1	6		0	0	0	1000861	0
None	5	10	835	207	1060			20	20	1	6	100	0	0	0	1000864	191528.7
None	5	50	835	207	1060			20	20	1	6		0	0	0	1000864	0
None	5	10	836	207	1060			20	20	1	6	100	0	0	0	1000693	2087355
None	5	50	836	207	1060			20	20	1	6		0	0	0	1000693	0
None	5	10	838	207	1056			5	5	1	2	100	0	0	0	1000461	13857.76
None	5	50	838	207	1056			5	5	1	2		0	0	0	1000461	0
None	5	10	839	207	1056			5	5	1	2	100	0	0	0	1000051	0
None	5	50	839	207	1056			5	5	1	2		0	0	0	1000051	0
None	5	10	843	207	1057			5	5	1	3	100	0	0	0	1000094	71190.06
None	5	50	843	207	1057			5	5	1	3		0	0	0	1000094	0
None	5	10	847	207	1057			5	5	1	3	100	0	0	0	1000857	159498.4
None	5	50	847	207	1057			5	5	1	3		0	0	0	1000857	0
None	5	10	854	207	1059			20	20	1	5	100	0	0	0	1000096	3708.13
None	5	50	854	207	1059			20	20	1	5		0	0	0	1000096	0
None	5	10	891	207	1059			20	20	1	5	100	0	0	0	1000057	3016308
None	5	50	891	207	1059			20	20	1	5		0	0	0	1000057	0
None	5	10	891	207	1059			20	20	1	5	100	0	0	0	1000059	154281.6
None	5	50	891	207	1059			20	20	1	5		0	0	0	1000059	0
None	5	10	891	207	1059			20	20	1	5	100	0	0	0	1000101	-1197.93
None	5	50	891	207	1059			20	20	1	5		0	0	0	1000101	0
None	5	10	891	207	1059			20	20	1	5	100	0	0	0	1000464	8688.45
None	5	50	891	207	1059			20	20	1	5		0	0	0	1000464	0

None	5	10	891	207	1059		20	20	1	5	100	0	0	0	1000870	50431.74
None	5	50	891	207	1059		20	20	1	5		0	0	0	1000870	0
None	5	10	892	207	1059		20	20	1	5	100	0	0	0	1000696	30302.77
None	5	50	892	207	1059		20	20	1	5		0	0	0	1000696	0
None	5	10	892	207	1059		20	20	1	5	100	0	0	0	1000699	1688156
None	5	50	892	207	1059		20	20	1	5		0	0	0	1000699	0
None	5	10	893	207	1060		20	20	1	6	100	0	0	0	1000860	165744.7
None	5	50	893	207	1060		20	20	1	6		0	0	0	1000860	0
None	5	10	893	207	1060		20	20	1	6	100	0	0	0	1000862	84290.69
None	5	50	893	207	1060		20	20	1	6		0	0	0	1000862	0
None	5	10	893	207	1060		20	20	1	6	100	0	0	0	1000865	65642.86
None	5	50	893	207	1060		20	20	1	6		0	0	0	1000865	0
None	5	10	894	207	1060		20	20	1	6	100	0	0	0	1000694	282879.5
None	5	50	894	207	1060		20	20	1	6		0	0	0	1000694	0
None	5	10	896	207	1056		5	5	1	2	100	0	0	0	1000098	4325.02
None	5	50	896	207	1056		5	5	1	2		0	0	0	1000098	0
None	5	10	897	207	1056		5	5	1	2	100	0	0	0	1000052	0
None	5	50	897	207	1056		5	5	1	2		0	0	0	1000052	0
None	5	10	902	207	1057		5	5	1	3	100	0	0	0	1000961	25630.8
None	5	50	902	207	1057		5	5	1	3		0	0	0	1000961	0
None	5	10	904	207	1057		5	5	1	3	100	0	0	0	1000858	27307.02
None	5	50	904	207	1057		5	5	1	3		0	0	0	1000858	0
None	5	10	179	146	1159		5	5	1	10		0	0	0	1000053	0
None	5	10	194	146	1073		5	2	1	8		0	0	0	1000647	0
None	5	10	194	146	1075		5	5	1	8		0	0	0	1000061	0
None	5	10	194	146	1080		5	2	1	8		0	0	0	1000665	0
None	5	10	194	146	1082		5	2	1	8		0	0	0	1000649	0
None	5	10	194	146	1083		5	2	1	8		0	0	0	1000648	0
None	5	10	194	146	1084		5	2	1	8		0	0	0	1000659	0
None	5	10	832	146	1159		5	5	1	10		0	0	0	1000054	0
None	5	10	832	146	1159		5	5	1	10		0	0	0	1000460	0
None	5	10	846	146	1073		5	2	1	8		0	0	0	1000651	0
None	5	10	846	146	1075		5	5	1	8		0	0	0	1000652	0
None	5	10	846	146	1078		5	2	1	8		0	0	0	1000060	0
None	5	10	846	146	1079		5	2	1	8		0	0	0	1000662	0
None	5	10	846	146	1080		5	2	1	8		0	0	0	1000488	0
None	5	10	846	146	1080		5	2	1	8		0	0	0	1000646	0
None	5	10	846	146	1081		5	2	1	8		0	0	0	1000645	0
None	5	10	846	146	1081		5	2	1	8		0	0	0	1000650	0
None	5	10	846	146	1082		5	2	1	8		0	0	0	1000664	0
None	5	10	846	146	1083		5	2	1	8		0	0	0	1000661	0
None	5	10	846	146	1084		5	2	1	8		0	0	0	1000660	0
None	5	10	846	146	1084		5	2	1	8		0	0	0	1000663	0
None	5	10	180	224	1059	5	20	20	1	5	101	0	0	0	1004093	6876863
	5	50	180	224	1059	5	20	20	1	5			0	0	1004093	0
None	5	10	181	224	1059	5	20	20	1	5	101	0	0	0	1004094	1198285
	5	50	181	224	1059	5	20	20	1	5			0	0	1004094	0
None	5	10	1233	224	1060	6	20	20	1	6	101	0	0	0	1004125	27167.94
	5	50	1233	224	1060	6	20	20	1	6			0	0	1004125	0
None	5	10	182	224	1060	6	20	20	1	6	101	0	0	0	1004095	4844823
	5	50	182	224	1060	6	20	20	1	6			0	0	1004095	0
None	5	10	184	224	1060	6	20	20	1	6	101	0	0	0	1004096	2096610
	5	50	184	224	1060	6	20	20	1	6			0	0	1004096	0
None	5	10	186	224	1056	2	5	5	1	2	101	0	0	0	1004097	2966.13
	5	50	186	224	1056	2	5	5	1	2			0	0	1004097	0
None	5	10	187	224	1056	2	5	5	1	2	101	0	0	0	1004098	0
	5	50	187	224	1056	2	5	5	1	2			0	0	1004098	0
None	5	10	191	224	1057	3	5	5	1	3	101	0	0	0	1004099	103.63
	5	50	191	224	1057	3	5	5	1	3			0	0	1004099	0
None	5	10	192	224	1057	3	5	5	1	3	101	0	0	0	1004100	20512.82
	5	50	192	224	1057	3	5	5	1	3			0	0	1004100	0
None	5	10	195	224	1057	3	5	5	1	3	101	0	0	0	1004101	431633.8
	5	50	195	224	1057	3	5	5	1	3			0	0	1004101	0
None	5	10	213	224	1057	3	5	5	1	3	101	0	0	0	1004102	-45.54
	5	50	213	224	1057	3	5	5	1	3			0	0	1004102	0
None	5	10	216	224	1059	5	20	20	1	5	101	0	0	0	1004103	0
	5	50	216	224	1059	5	20	20	1	5			0	0	1004103	0
None	5	10	217	224	1059	5	20	20	1	5	101	0	0	0	1004104	54300.6
	5	50	217	224	1059	5	20	20	1	5			0	0	1004104	0
None	5	10	789	224	1180	1	5	5	1	1	101	0	0	0	1004105	42220.67
	5	50	789	224	1180	1	5	5	1	1			0	0	1004105	0
None	5	10	792	224	1057	3	5	5	1	3	101	0	0	0	1004106	9398.13
	5	50	792	224	1057	3	5	5	1	3			0	0	1004106	0
None	5	10	833	224	1059	5	20	20	1	5	101	0	0	0	1004107	13787706
	5	50	833	224	1059	5	20	20	1	5			0	0	1004107	0
None	5	10	834	224	1059	5	20	20	1	5	101	0	0	0	1004108	944102.5
	5	50	834	224	1059	5	20	20	1	5			0	0	1004108	0
None	5	10	1291	224	1060	6	20	20	1	6	101	0	0	0	1004126	80890.3
	5	50	1291	224	1060	6	20	20	1	6			0	0	1004126	0
None	5	10	835	224	1060	6	20	20	1	6	101	0	0	0	1004109	6062104
	5	50	835	224	1060	6	20	20	1	6			0	0	1004109	0
None	5	10	836	224	1060	6	20	20	1	6	101	0	0	0	1004110	4819466
	5	50	836	224	1060	6	20	20	1	6			0	0	1004110	0
None	5	10	839	224	1056	2	5	5	1	2	101	0	0	0	1004111	83527.42
	5	50	839	224	1056	2	5	5	1	2			0	0	1004111	0
None	5	10	843	224	1057	3	5	5	1	3	101	0	0	0	1004112	55497.21
	5	50	843	224	1057	3	5	5	1	3			0	0	1004112	0
None	5	10	844	224	1057	3	5	5	1	3	101	0	0	0	1004113	41766.02
	5	50	844	224	1057	3	5	5	1	3			0	0	1004113	0
None	5	10	845	224	1057	3	5	5	1	3	101	0	0	0	1004114	0
	5	50	845	224	1057	3	5	5	1	3			0	0	1004114	0
None	5	10	847	224	1057	3	5	5	1	3	101	0	0	0	1004115	322593.5

	5	50	847	224	1057	3	5	5	1	3		0	0	1004115		0
None	5	10	848	224	1056	2	5	5	1	2	101	0	0	0	1004116	10601.21
	5	50	848	224	1056	2	5	5	1	2		0	0	1004116		0
None	5	10	854	224	1059	5	20	20	1	5	101	0	0	0	1004117	0
	5	50	854	224	1059	5	20	20	1	5		0	0	1004117		0
None	5	10	891	224	1059	5	20	20	1	5	101	0	0	0	1004118	990589.1
	5	50	891	224	1059	5	20	20	1	5		0	0	1004118		0
None	5	10	891	224	1059	5	20	20	1	5	101	0	0	0	1004124	13621.48
	5	50	891	224	1059	5	20	20	1	5		0	0	1004124		0
None	5	10	892	224	1059	5	20	20	1	5	101	0	0	0	1004119	72823.5
	5	50	892	224	1059	5	20	20	1	5		0	0	1004119		0
None	5	10	893	224	1060	6	20	20	1	6	101	0	0	0	1004120	299494.3
	5	50	893	224	1060	6	20	20	1	6		0	0	1004120		0
None	5	10	894	224	1060	6	20	20	1	6	101	0	0	0	1004121	531982.9
	5	50	894	224	1060	6	20	20	1	6		0	0	1004121		0
None	5	10	897	224	1056	2	5	5	1	2	101	0	0	0	1004122	1568.66
	5	50	897	224	1056	2	5	5	1	2		0	0	1004122		0
None	5	10	904	224	1057	3	5	5	1	3	101	0	0	0	1004123	203316.1
	5	50	904	224	1057	3	5	5	1	3		0	0	1004123		0
None	5	10	180	221	1059	5	20	20	1	5	100	0	0	0	1004151	6611539
	5	50	180	221	1059	5	20	20	1	5		0	0	1004151		0
None	5	10	181	221	1059	5	20	20	1	5	100	0	0	0	1004152	2693257
	5	50	181	221	1059	5	20	20	1	5		0	0	1004152		0
None	5	10	182	221	1060	6	20	20	1	6	100	0	0	0	1004153	1368.7
	5	50	182	221	1060	6	20	20	1	6		0	0	1004153		0
None	5	10	184	221	1060	6	20	20	1	6	100	0	0	0	1004154	33.89
	5	50	184	221	1060	6	20	20	1	6		0	0	1004154		0
None	5	10	186	221	1056	2	5	5	1	2	100	0	0	0	1004155	38955.11
	5	50	186	221	1056	2	5	5	1	2		0	0	1004155		0
None	5	10	216	221	1059	5	20	20	1	5	100	0	0	0	1004156	257185.5
	5	50	216	221	1059	5	20	20	1	5		0	0	1004156		0
None	5	10	833	221	1059	5	20	20	1	5	100	0	0	0	1004157	2592990
	5	50	833	221	1059	5	20	20	1	5		0	0	1004157		0
None	5	10	834	221	1059	5	20	20	1	5	100	0	0	0	1004158	849978.3
	5	50	834	221	1059	5	20	20	1	5		0	0	1004158		0
None	5	10	835	221	1060	6	20	20	1	6	100	0	0	0	1004159	524290.9
	5	50	835	221	1060	6	20	20	1	6		0	0	1004159		0
None	5	10	843	221	1057	3	5	5	1	3	100	0	0	0	1004160	11906.55
	5	50	843	221	1057	3	5	5	1	3		0	0	1004160		0
None	5	10	891	221	1059	5	20	20	1	5	100	0	0	0	1004161	62356.19
	5	50	891	221	1059	5	20	20	1	5		0	0	1004161		0
None	5	10	892	221	1059	5	20	20	1	5	100	0	0	0	1004162	-8771.04
	5	50	892	221	1059	5	20	20	1	5		0	0	1004162		0
None	5	10	179	147	1159	10	5	5	1	10		0	0	0	1004129	0
None	5	10	194	147	1077	9	5	2	1	8		0	0	0	1004131	0
None	5	10	194	147	1078	9	5	2	1	8		0	0	0	1004132	0
None	5	10	194	147	1079	9	5	2	1	8		0	0	0	1004133	0
None	5	10	194	147	1080	9	5	2	1	8		0	0	0	1004134	0
None	5	10	194	147	1081	9	5	2	1	8		0	0	0	1004135	0
None	5	10	194	147	1083	9	5	2	1	8		0	0	0	1004136	0
None	5	10	832	147	1159	10	5	5	1	10		0	0	0	1004130	0
None	5	10	837	147	1080	9	20	20	1	8		0	0	0	1004137	0
None	5	10	837	147	1082	9	20	20	1	8		0	0	0	1004138	0
None	5	10	837	147	1083	9	20	20	1	8		0	0	0	1004139	0
None	5	10	837	147	1084	9	20	20	1	8		0	0	0	1004140	0
None	5	10	846	147	1073	9	5	2	1	8		0	0	0	1004127	0
None	5	10	846	147	1077	9	5	2	1	8		0	0	0	1004141	0
None	5	10	846	147	1078	9	5	2	1	8		0	0	0	1004142	0
None	5	10	846	147	1079	9	5	2	1	8		0	0	0	1004143	0
None	5	10	846	147	1080	9	5	2	1	8		0	0	0	1004144	0
None	5	10	846	147	1081	9	5	2	1	8		0	0	0	1004145	0
None	5	10	846	147	1082	9	5	2	1	8		0	0	0	1004146	0
None	5	10	846	147	1083	9	5	2	1	8		0	0	0	1004147	0
None	5	10	846	147	1084	9	5	2	1	8		0	0	0	1004148	0
None	5	10	903	147	1073	9	5	2	1	8		0	0	0	1004128	0
None	5	10	903	147	1075	9	5	2	1	8		0	0	0	1004149	0
None	5	10	903	147	1080	9	5	2	1	8		0	0	0	1004150	0
None	5	10	179	148	1159	10	5	5	1	10		0	0	0	1000880	0
None	5	10	180	148	1059	5	20	20	1	5		0	0	0	1000881	0
None	5	10	181	148	1059	5	20	20	1	5		0	0	0	1000882	0
None	5	10	1233	148	1060	6	20	20	1	6		0	0	0	1000916	0
None	5	10	182	148	1060	6	20	20	1	6		0	0	0	1000883	0
None	5	10	184	148	1060	6	20	20	1	6		0	0	0	1000884	0
None	5	10	185	148	1081	9	20	20	1	8		0	0	0	1000938	0
None	5	10	186	148	1056	2	5	5	1	2		0	0	0	1000885	0
None	5	10	187	148	1056	2	5	5	1	2		0	0	0	1000886	0
None	5	10	191	148	1057	3	5	5	1	3		0	0	0	1000887	0
None	5	10	192	148	1057	3	5	5	1	3		0	0	0	1000888	0
None	5	10	193	148	1057	3	5	5	1	3		0	0	0	1000889	0
None	5	10	194	148	1074	9	5	2	1	8		0	0	0	1000939	0
None	5	10	194	148	1075	9	5	2	1	8		0	0	0	1000940	0
None	5	10	194	148	1076	9	5	2	1	8		0	0	0	1000941	0
None	5	10	194	148	1077	9	5	2	1	8		0	0	0	1000942	0
None	5	10	194	148	1078	9	5	2	1	8		0	0	0	1000943	0
None	5	10	194	148	1080	9	5	2	1	8		0	0	0	1000944	0
None	5	10	194	148	1081	9	5	2	1	8		0	0	0	1000945	0
None	5	10	194	148	1083	9	5	2	1	8		0	0	0	1000946	0
None	5	10	1311	148	1057	3	5	5	1	3		0	0	0	1000918	0
None	5	10	195	148	1057	3	5	5	1	3		0	0	0	1000890	0
None	5	10	196	148	1056	2	5	5	1	2		0	0	0	1000891	0
None	5	10	206	148	1057	3	5	5	1	3		0	0	0	1000892	0
None	5	10	209	148	1057	3	5	5	1	3		0	0	0	1000893	0

None	5	10	213	148	1057	3	5	5	1	3	0	0	0	1000894	0
None	5	10	216	148	1059	5	20	20	1	5	0	0	0	1000895	0
None	5	10	217	148	1059	5	20	20	1	5	0	0	0	1000896	0
None	5	10	1670	148	1159	10	5	5	1	10	0	0	0	1000937	0
None	5	10	1409	148	1059	5	20	20	1	5	0	0	0	1000920	0
None	5	10	1410	148	1059	5	20	20	1	5	0	0	0	1000921	0
None	5	10	1411	148	1060	6	20	20	1	6	0	0	0	1000922	0
None	5	10	1412	148	1060	6	20	20	1	6	0	0	0	1000923	0
None	5	10	1414	148	1060	6	20	20	1	6	0	0	0	1000924	0
None	5	10	1415	148	1081	9	20	20	1	8	0	0	0	1000981	0
None	5	10	1666	148	1057	3	5	5	1	3	0	0	0	1000934	0
None	5	10	1668	148	1059	5	20	20	1	5	0	0	0	1000935	0
None	5	10	1669	148	1059	5	20	20	1	5	0	0	0	1000936	0
None	5	10	788	148	1056	2	5	5	1	2	0	0	0	1000897	0
None	5	10	1315	148	1057	3	5	5	1	3	0	0	0	1000919	0
None	5	10	795	148	1057	3	5	5	1	3	0	0	0	1000898	0
None	5	10	832	148	1059	5	20	20	1	5	0	0	0	1000452	0
None	5	10	832	148	1159	10	5	5	1	10	0	0	0	1000899	0
None	5	10	833	148	1059	5	20	20	1	5	0	0	0	1000900	0
None	5	10	834	148	1059	5	20	20	1	5	0	0	0	1000901	0
None	5	10	1291	148	1060	6	20	20	1	6	0	0	0	1000917	0
None	5	10	835	148	1060	6	20	20	1	6	0	0	0	1000902	0
None	5	10	836	148	1060	6	20	20	1	6	0	0	0	1000903	0
None	5	10	837	148	1081	9	20	20	1	8	0	0	0	1000947	0
None	5	10	839	148	1056	2	5	5	1	2	0	0	0	1000904	0
None	5	10	842	148	1159	10	5	5	1	10	0	0	0	1000905	0
None	5	10	843	148	1057	3	5	5	1	3	0	0	0	1000906	0
None	5	10	844	148	1057	3	5	5	1	3	0	0	0	1000907	0
None	5	10	846	148	1073	9	5	2	1	8	0	0	0	1000948	0
None	5	10	846	148	1074	9	5	2	1	8	0	0	0	1000949	0
None	5	10	846	148	1075	9	5	2	1	8	0	0	0	1000950	0
None	5	10	846	148	1076	9	5	2	1	8	0	0	0	1000951	0
None	5	10	846	148	1077	9	5	2	1	8	0	0	0	1000952	0
None	5	10	846	148	1078	9	5	2	1	8	0	0	0	1000953	0
None	5	10	846	148	1079	9	5	2	1	8	0	0	0	1000954	0
None	5	10	846	148	1080	9	5	2	1	8	0	0	0	1000955	0
None	5	10	846	148	1081	9	5	2	1	8	0	0	0	1000956	0
None	5	10	846	148	1082	9	5	2	1	8	0	0	0	1000957	0
None	5	10	846	148	1083	9	5	2	1	8	0	0	0	1000958	0
None	5	10	846	148	1084	9	5	2	1	8	0	0	0	1000959	0
None	5	10	847	148	1057	3	5	5	1	3	0	0	0	1000908	0
None	5	10	847	148	1056	2	5	5	1	2	0	0	0	1004200	0
None	5	10	848	148	1056	2	5	5	1	2	0	0	0	1000909	0
None	5	10	1562	148	1059	5	20	20	1	5	0	0	0	1000925	0
None	5	10	1563	148	1059	5	20	20	1	5	0	0	0	1000926	0
None	5	10	1564	148	1060	6	20	20	1	6	0	0	0	1000927	0
None	5	10	1565	148	1060	6	20	20	1	6	0	0	0	1000928	0
None	5	10	1566	148	1060	6	20	20	1	6	0	0	0	1000929	0
None	5	10	1575	148	1057	3	5	5	1	3	0	0	0	1000930	0
None	5	10	891	148	1059	5	20	20	1	5	0	0	0	1000910	0
None	5	10	892	148	1059	5	20	20	1	5	0	0	0	1000911	0
None	5	10	893	148	1060	6	20	20	1	6	0	0	0	1000912	0
None	5	10	894	148	1060	6	20	20	1	6	0	0	0	1000913	0
None	5	10	897	148	1056	2	5	5	1	2	0	0	0	1000914	0
None	5	10	904	148	1057	3	5	5	1	3	0	0	0	1000915	0
None	5	10	1594	148	1059	5	20	20	1	5	0	0	0	1000931	0
None	5	10	1597	148	1060	6	20	20	1	6	0	0	0	1000932	0
None	5	10	1598	148	1060	6	20	20	1	6	0	0	0	1000933	0
	5	10	179	149	1159	10	5	5	1	10		0	0	1000376	0
	5	10	180	149	1059	5	20	20	1	5		0	0	1000377	0
	5	10	181	149	1059	5	20	20	1	5		0	0	1000378	0
	5	10	1233	149	1060	6	20	20	1	6		0	0	1000457	0
	5	10	182	149	1060	6	20	20	1	6		0	0	1000379	0
	5	10	184	149	1060	6	20	20	1	6		0	0	1000380	0
Property	5	10	185	149	1074	9	5	2	1	8		0	0	1000423	0
Property	5	10	185	149	1082	9	5	2	1	8		0	0	1000424	0
Property	5	10	185	149	1083	9	5	2	1	8		0	0	1000425	0
Property	5	10	185	149	1084	9	5	2	1	8		0	0	1000426	0
	5	10	187	149	1056	2	5	5	1	2		0	0	1000381	0
Property	5	10	194	149	1073	9	5	2	1	8		0	0	1000427	0
Property	5	10	194	149	1074	9	5	2	1	8		0	0	1000428	0
Property	5	10	194	149	1075	9	5	2	1	8		0	0	1000429	0
Property	5	10	194	149	1076	9	5	2	1	8		0	0	1000430	0
Property	5	10	194	149	1078	9	5	2	1	8		0	0	1000431	0
Property	5	10	194	149	1079	9	5	2	1	8		0	0	1000432	0
Property	5	10	194	149	1080	9	5	2	1	8		0	0	1000433	0
Property	5	10	194	149	1081	9	5	2	1	8		0	0	1000434	0
Property	5	10	194	149	1083	9	5	2	1	8		0	0	1000435	0
Property	5	10	194	149	1084	9	5	2	1	8		0	0	1000436	0
	5	10	195	149	1057	3	5	5	1	3		0	0	1000382	0
	5	10	206	149	1057	3	5	5	1	3		0	0	1000383	0
	5	10	216	149	1059	5	20	20	1	5		0	0	1000384	0
	5	10	217	149	1059	5	20	20	1	5		0	0	1000385	0
	5	10	1670	149	1159	10	5	5	1	10		0	0	1000422	0
	5	10	1409	149	1059	5	20	20	1	5		0	0	1000406	0
	5	10	1410	149	1059	5	20	20	1	5		0	0	1000407	0
	5	10	1411	149	1060	6	20	20	1	6		0	0	1000458	0
	5	10	1412	149	1060	6	20	20	1	6		0	0	1000408	0
	5	10	1414	149	1060	6	20	20	1	6		0	0	1000409	0
Property	5	10	1415	149	1074	9	5	2	1	8		0	0	1000453	0
	5	10	1423	149	1057	3	5	5	1	3		0	0	1000410	0
	5	10	1666	149	1057	3	5	5	1	3		0	0	1000419	0

	5	10	1668	149	1059	5	2	2	1	5	0	0	1000420	0
	5	10	1669	149	1059	5	2	2	1	5	0	0	1000421	0
	5	10	788	149	1056	2	5	5	1	2	0	0	1000386	0
	5	10	792	149	1057	3	5	5	1	3	0	0	1000387	0
	5	10	832	149	1159	10	5	5	1	10	0	0	1000388	0
	5	10	833	149	1059	5	20	20	1	5	0	0	1000389	0
	5	10	834	149	1059	5	20	20	1	5	0	0	1000390	0
	5	10	1291	149	1060	6	20	20	1	6	0	0	1000405	0
	5	10	835	149	1060	6	20	20	1	6	0	0	1000391	0
	5	10	836	149	1060	6	20	20	1	6	0	0	1000392	0
Property	5	10	837	149	1078	9	5	2	1	8	0	0	1000437	0
Property	5	10	837	149	1080	9	5	2	1	8	0	0	1000438	0
Property	5	10	837	149	1083	9	5	2	1	8	0	0	1000439	0
	5	10	839	149	1056	2	5	5	1	2	0	0	1000393	0
	5	10	842	149	1159	10	5	5	1	10	0	0	1000394	0
	5	10	843	149	1057	3	5	5	1	3	0	0	1000395	0
	5	10	844	149	1057	3	5	5	1	3	0	0	1000396	0
Property	5	10	846	149	1073	9	5	2	1	8	0	0	1000440	0
Property	5	10	846	149	1074	9	5	2	1	8	0	0	1000441	0
Property	5	10	846	149	1075	9	5	2	1	8	0	0	1000442	0
Property	5	10	846	149	1076	9	5	2	1	8	0	0	1000443	0
Property	5	10	846	149	1077	9	5	2	1	8	0	0	1000444	0
Property	5	10	846	149	1078	9	5	2	1	8	0	0	1000445	0
Property	5	10	846	149	1079	9	5	2	1	8	0	0	1000446	0
Property	5	10	846	149	1080	9	5	2	1	8	0	0	1000447	0
Property	5	10	846	149	1081	9	5	2	1	8	0	0	1000448	0
Property	5	10	846	149	1082	9	5	2	1	8	0	0	1000449	0
Property	5	10	846	149	1083	9	5	2	1	8	0	0	1000450	0
Property	5	10	846	149	1084	9	5	2	1	8	0	0	1000451	0
	5	10	847	149	1057	3	5	5	1	3	0	0	1000397	0
	5	10	848	149	1056	2	5	5	1	2	0	0	1000398	0
	5	10	1746	149	1159	10	5	5	1	10	0	0	1000456	0
	5	10	1562	149	1059	5	20	20	1	5	0	0	1000411	0
	5	10	1563	149	1059	5	20	20	1	5	0	0	1000412	0
	5	10	1564	149	1060	6	20	20	1	6	0	0	1000459	0
	5	10	1565	149	1060	6	20	20	1	6	0	0	1000413	0
	5	10	1566	149	1060	6	20	20	1	6	0	0	1000414	0
Property	5	10	1574	149	1073	9	5	2	1	8	0	0	1000454	0
Property	5	10	1574	149	1083	9	5	2	1	8	0	0	1000455	0
	5	10	891	149	1059	5	20	20	1	5	0	0	1000399	0
	5	10	892	149	1059	5	20	20	1	5	0	0	1000400	0
	5	10	893	149	1060	6	20	20	1	6	0	0	1000401	0
	5	10	894	149	1060	6	20	20	1	6	0	0	1000402	0
	5	10	897	149	1056	2	5	5	1	2	0	0	1000403	0
	5	10	904	149	1057	3	5	5	1	3	0	0	1000404	0
	5	10	1594	149	1059	5	20	20	1	5	0	0	1000415	0
	5	10	1595	149	1059	5	20	20	1	5	0	0	1000416	0
	5	10	1597	149	1060	6	20	20	1	6	0	0	1000417	0
	5	10	1598	149	1060	6	20	20	1	6	0	0	1000418	0
	5	10	180	150	1059	5	20	20	1	5	0	0	1000985	0
	5	10	181	150	1059	5	20	20	1	5	0	0	1000986	0
	5	10	1233	150	1060	6	20	20	1	6	0	0	1004197	0
	5	10	182	150	1060	6	20	20	1	6	0	0	1000987	0
	5	10	184	150	1060	6	20	20	1	6	0	0	1000988	0
	5	10	187	150	1056	2	5	5	1	2	0	0	1000989	0
	5	10	191	150	1057	3	5	5	1	3	0	0	1000990	0
Property	5	10	194	150	1073	9	5	2	1	8	0	0	1004181	0
Property	5	10	194	150	1074	9	5	2	1	8	0	0	1004182	0
Property	5	10	194	150	1077	9	5	2	1	8	0	0	1004183	0
Property	5	10	194	150	1078	9	5	2	1	8	0	0	1004184	0
Property	5	10	194	150	1079	9	5	2	1	8	0	0	1004185	0
Property	5	10	194	150	1080	9	5	2	1	8	0	0	1004186	0
Property	5	10	194	150	1081	9	5	2	1	8	0	0	1004187	0
Property	5	10	194	150	1082	9	5	2	1	8	0	0	1004188	0
Property	5	10	194	150	1083	9	5	2	1	8	0	0	1004189	0
Property	5	10	194	150	1084	9	5	2	1	8	0	0	1004190	0
	5	10	1717	150	1059	5	2	2	1	5	0	0	1004179	0
	5	10	195	150	1057	3	5	5	1	3	0	0	1000991	0
	5	10	1409	150	1059	5	20	20	1	5	0	0	1004165	0
	5	10	1410	150	1059	5	20	20	1	5	0	0	1004166	0
	5	10	1411	150	1060	6	20	20	1	6	0	0	1004199	0
	5	10	1412	150	1060	6	20	20	1	6	0	0	1004167	0
	5	10	1414	150	1060	6	20	20	1	6	0	0	1004168	0
	5	10	795	150	1057	3	5	5	1	3	0	0	1000992	0
	5	10	832	150	1159	10	5	5	1	10	0	0	1000993	0
	5	10	833	150	1059	5	20	20	1	5	0	0	1000994	0
	5	10	834	150	1059	5	20	20	1	5	0	0	1000995	0
	5	10	1291	150	1060	6	20	20	1	6	0	0	1004198	0
	5	10	835	150	1060	6	20	20	1	6	0	0	1000996	0
	5	10	836	150	1060	6	20	20	1	6	0	0	1000997	0
	5	10	839	150	1056	2	5	5	1	2	0	0	1000998	0
	5	10	844	150	1057	3	5	5	1	3	0	0	1000999	0
Property	5	10	846	150	1078	9	5	2	1	8	0	0	1004191	0
Property	5	10	846	150	1079	9	5	2	1	8	0	0	1004192	0
Property	5	10	846	150	1080	9	5	2	1	8	0	0	1004193	0
Property	5	10	846	150	1081	9	5	2	1	8	0	0	1004194	0
Property	5	10	846	150	1082	9	5	2	1	8	0	0	1004195	0
Property	5	10	846	150	1083	9	5	2	1	8	0	0	1004196	0
	5	10	847	150	1057	3	5	5	1	3	0	0	1001000	0
	5	10	848	150	1056	2	5	5	1	2	0	0	1001001	0
	5	10	854	150	1059	5	20	20	1	5	0	0	1001002	0
	5	10	1746	150	1159	10	5	5	1	10	0	0	1004180	0

	5	10	1562	150	1059	5	20	20	1	5	0	0	1004169	0
	5	10	1563	150	1059	5	20	20	1	5	0	0	1004170	0
	5	10	1565	150	1060	6	20	20	1	6	0	0	1004171	0
	5	10	1566	150	1060	6	20	20	1	6	0	0	1004172	0
	5	10	1575	150	1057	3	5	5	1	3	0	0	1004173	0
	5	10	891	150	1059	5	20	20	1	5	0	0	1001003	0
	5	10	892	150	1059	5	20	20	1	5	0	0	1001004	0
	5	10	1295	150	1060	6	20	20	1	6	0	0	1004164	0
	5	10	893	150	1060	6	20	20	1	6	0	0	1001005	0
	5	10	894	150	1060	6	20	20	1	6	0	0	1001006	0
	5	10	897	150	1056	2	5	5	1	2	0	0	1001007	0
	5	10	904	150	1057	3	5	5	1	3	0	0	1001008	0
	5	10	1594	150	1059	5	20	20	1	5	0	0	1004174	0
	5	10	1595	150	1059	5	20	20	1	5	0	0	1004175	0
	5	10	1596	150	1060	6	20	20	1	6	0	0	1004176	0
	5	10	1597	150	1060	6	20	20	1	6	0	0	1004177	0
	5	10	1598	150	1060	6	20	20	1	6	0	0	1004178	0
	5	10	179	151	1159	10	5	5	1	10	0	0	1004201	0
	5	10	180	151	1059	5	20	20	1	5	0	0	1004202	0
	5	10	181	151	1059	5	20	20	1	5	0	0	1004203	0
	5	10	1233	151	1060	6	20	20	1	6	0	0	1001013	0
	5	10	182	151	1060	6	20	20	1	6	0	0	1004204	0
	5	10	184	151	1060	6	20	20	1	6	0	0	1004205	0
	5	10	187	151	1056	2	5	5	1	2	0	0	1004206	0
Property	5	10	194	151	1073	9	5	2	1	8	0	0	1001033	0
Property	5	10	194	151	1074	9	5	2	1	8	0	0	1001034	0
Property	5	10	194	151	1075	9	5	2	1	8	0	0	1001035	0
Property	5	10	194	151	1076	9	5	2	1	8	0	0	1001036	0
Property	5	10	194	151	1078	9	5	2	1	8	0	0	1001037	0
Property	5	10	194	151	1079	9	5	2	1	8	0	0	1001038	0
Property	5	10	194	151	1080	9	5	2	1	8	0	0	1001039	0
Property	5	10	194	151	1081	9	5	2	1	8	0	0	1001040	0
Property	5	10	194	151	1082	9	5	2	1	8	0	0	1001041	0
	5	10	195	151	1057	3	5	5	1	3	0	0	1004207	0
	5	10	206	151	1057	3	5	5	1	3	0	0	1004208	0
	5	10	1670	151	1159	10	5	5	1	10	0	0	1001031	0
	5	10	1409	151	1059	5	20	20	1	5	0	0	1001015	0
	5	10	1410	151	1059	5	20	20	1	5	0	0	1001016	0
	5	10	1411	151	1060	6	20	20	1	6	0	0	1001017	0
	5	10	1412	151	1060	6	20	20	1	6	0	0	1001018	0
	5	10	1414	151	1060	6	20	20	1	6	0	0	1001019	0
	5	10	832	151	1159	10	5	5	1	10	0	0	1004209	0
	5	10	833	151	1059	5	20	20	1	5	0	0	1004210	0
	5	10	834	151	1059	5	20	20	1	5	0	0	1004211	0
	5	10	835	151	1060	6	20	20	1	6	0	0	1004212	0
	5	10	836	151	1060	6	20	20	1	6	0	0	1004213	0
	5	10	838	151	1056	2	5	5	1	2	0	0	1004214	0
	5	10	839	151	1056	2	5	5	1	2	0	0	1004215	0
	5	10	843	151	1057	3	5	5	1	3	0	0	1004216	0
	5	10	844	151	1057	3	5	5	1	3	0	0	1004217	0
Property	5	10	846	151	1073	9	5	2	1	8	0	0	1001042	0
Property	5	10	846	151	1074	9	5	2	1	8	0	0	1001043	0
Property	5	10	846	151	1075	9	5	2	1	8	0	0	1001044	0
Property	5	10	846	151	1076	9	5	2	1	8	0	0	1001045	0
Property	5	10	846	151	1079	9	5	2	1	8	0	0	1001046	0
Property	5	10	846	151	1080	9	5	2	1	8	0	0	1001047	0
Property	5	10	846	151	1081	9	5	2	1	8	0	0	1001048	0
Property	5	10	846	151	1082	9	5	2	1	8	0	0	1001049	0
Property	5	10	846	151	1084	9	5	2	1	8	0	0	1001050	0
	5	10	847	151	1057	3	5	5	1	3	0	0	1004218	0
	5	10	848	151	1056	2	5	5	1	2	0	0	1004219	0
	5	10	1746	151	1159	10	5	5	1	10	0	0	1001032	0
	5	10	1562	151	1059	5	20	20	1	5	0	0	1001020	0
	5	10	1563	151	1059	5	20	20	1	5	0	0	1001021	0
	5	10	1565	151	1060	6	20	20	1	6	0	0	1001022	0
	5	10	1566	151	1060	6	20	20	1	6	0	0	1001023	0
	5	10	1569	151	1056	2	5	5	1	2	0	0	1001024	0
	5	10	1575	151	1057	3	5	5	1	3	0	0	1001025	0
	5	10	891	151	1059	5	20	20	1	5	0	0	1004220	0
	5	10	892	151	1059	5	20	20	1	5	0	0	1004221	0
	5	10	1295	151	1060	6	20	20	1	6	0	0	1001014	0
	5	10	893	151	1060	6	20	20	1	6	0	0	1001009	0
	5	10	894	151	1060	6	20	20	1	6	0	0	1001010	0
	5	10	897	151	1056	2	5	5	1	2	0	0	1001011	0
	5	10	904	151	1057	3	5	5	1	3	0	0	1001012	0
	5	10	1594	151	1059	5	20	20	1	5	0	0	1001026	0
	5	10	1595	151	1059	5	20	20	1	5	0	0	1001027	0
	5	10	1596	151	1060	6	20	20	1	6	0	0	1001028	0
	5	10	1597	151	1060	6	20	20	1	6	0	0	1001029	0
	5	10	1598	151	1060	6	20	20	1	6	0	0	1001030	0
	5	10	179	152	1159	10	5	5	1	10	0	0	1004222	0
	5	10	180	152	1059	5	20	20	1	5	0	0	1004223	0
	5	10	181	152	1059	5	20	20	1	5	0	0	1004224	0
	5	10	1233	152	1060	6	20	20	1	6	0	0	1004252	0
	5	10	182	152	1060	6	20	20	1	6	0	0	1004225	0
	5	10	184	152	1060	6	20	20	1	6	0	0	1004226	0
	5	10	187	152	1056	2	5	5	1	2	0	0	1004227	0
	5	10	191	152	1057	3	5	5	1	3	0	0	1004228	0
	5	10	192	152	1057	3	5	5	1	3	0	0	1004229	0
Property	5	10	194	152	1073	9	5	2	1	8	0	0	1004273	0
Property	5	10	194	152	1075	9	5	2	1	8	0	0	1004274	0
Property	5	10	194	152	1076	9	5	2	1	8	0	0	1004275	0

Property	5	10	194	152	1078	9	5	2	1	8	0	0	1004276	0
Property	5	10	194	152	1079	9	5	2	1	8	0	0	1004277	0
Property	5	10	194	152	1080	9	5	2	1	8	0	0	1004278	0
Property	5	10	194	152	1081	9	5	2	1	8	0	0	1004279	0
Property	5	10	194	152	1084	9	5	2	1	8	0	0	1004272	0
	5	10	195	152	1057	3	5	5	1	3	0	0	1004230	0
	5	10	196	152	1056	2	5	5	1	2	0	0	1004231	0
	5	10	206	152	1057	3	5	5	1	3	0	0	1004232	0
	5	10	213	152	1057	3	5	5	1	3	0	0	1004233	0
	5	10	1670	152	1159	10	5	5	1	10	0	0	1004269	0
	5	10	1409	152	1059	5	20	20	1	5	0	0	1004254	0
	5	10	1410	152	1059	5	20	20	1	5	0	0	1004255	0
	5	10	1411	152	1060	6	20	20	1	6	0	0	1004256	0
	5	10	1412	152	1060	6	20	20	1	6	0	0	1004257	0
	5	10	1414	152	1060	6	20	20	1	6	0	0	1004258	0
	5	10	1666	152	1057	3	5	5	1	3	0	0	1004268	0
	5	10	1787	152	1057	3	5	5	1	3	0	0	1004271	0
	5	10	832	152	1159	10	5	5	1	10	0	0	1004234	0
	5	10	833	152	1059	5	20	20	1	5	0	0	1004235	0
	5	10	834	152	1059	5	20	20	1	5	0	0	1004236	0
	5	10	1291	152	1060	6	20	20	1	6	0	0	1004253	0
	5	10	835	152	1060	6	20	20	1	6	0	0	1004237	0
	5	10	836	152	1060	6	20	20	1	6	0	0	1004238	0
	5	10	838	152	1056	2	5	5	1	2	0	0	1004239	0
	5	10	839	152	1056	2	5	5	1	2	0	0	1004240	0
	5	10	843	152	1057	3	5	5	1	3	0	0	1004241	0
	5	10	844	152	1057	3	5	5	1	3	0	0	1004242	0
Property	5	10	846	152	1074	9	5	2	1	8	0	0	1004282	0
Property	5	10	846	152	1076	9	5	2	1	8	0	0	1004283	0
Property	5	10	846	152	1078	9	5	2	1	8	0	0	1004284	0
Property	5	10	846	152	1079	9	5	2	1	8	0	0	1004285	0
Property	5	10	846	152	1080	9	5	2	1	8	0	0	1004286	0
Property	5	10	846	152	1081	9	5	2	1	8	0	0	1004287	0
Property	5	10	846	152	1082	9	5	2	1	8	0	0	1004280	0
Property	5	10	846	152	1083	9	5	2	1	8	0	0	1004281	0
	5	10	847	152	1057	3	5	5	1	3	0	0	1004243	0
	5	10	848	152	1056	2	5	5	1	2	0	0	1004244	0
	5	10	855	152	1059	5	20	20	1	5	0	0	1004245	0
	5	10	1746	152	1159	10	5	5	1	10	0	0	1004270	0
	5	10	1562	152	1059	5	20	20	1	5	0	0	1004259	0
	5	10	1563	152	1059	5	20	20	1	5	0	0	1004260	0
	5	10	1564	152	1060	6	20	20	1	6	0	0	1004261	0
	5	10	1565	152	1060	6	20	20	1	6	0	0	1004262	0
	5	10	1566	152	1060	6	20	20	1	6	0	0	1004263	0
	5	10	891	152	1059	5	20	20	1	5	0	0	1004246	0
	5	10	892	152	1059	5	20	20	1	5	0	0	1004247	0
	5	10	893	152	1060	6	20	20	1	6	0	0	1004248	0
	5	10	894	152	1060	6	20	20	1	6	0	0	1004249	0
	5	10	900	152	1057	3	5	5	1	3	0	0	1004250	0
	5	10	904	152	1057	3	5	5	1	3	0	0	1004251	0
	5	10	1594	152	1059	5	20	20	1	5	0	0	1004264	0
	5	10	1595	152	1059	5	20	20	1	5	0	0	1004265	0
	5	10	1597	152	1060	6	20	20	1	6	0	0	1004266	0
	5	10	1598	152	1060	6	20	20	1	6	0	0	1004267	0

		Ending Bal Type	Ending Bal Type	Ending Bal Type	Ending Bal Type	Ending Bal Type	Ending Bal Type	Ending Bal Type	Ending Bal Type	Ending Bal Type	Ending Bal Type	
		Cost Center	Cost Center	Cost Center	Cost Center	Cost Center	Cost Center	Cost Center	Cost Center	Cost Center	Cost Center	
		Company	Company	Company	Company	Company	Company	Company	Company	Company	Company	
		Fiscal 2024 Dallas Atmos Rate Division - 002DIV December	Fiscal 2024 Dallas Atmos Rate Division - 002DIV January	Fiscal 2024 Dallas Atmos Rate Division - 002DIV February	Fiscal 2024 Dallas Atmos Rate Division - 002DIV March	Fiscal 2024 Dallas Atmos Rate Division - 002DIV April	Fiscal 2024 Dallas Atmos Rate Division - 002DIV May	Fiscal 2024 Dallas Atmos Rate Division - 002DIV June	Fiscal 2024 Dallas Atmos Rate Division - 002DIV July	Fiscal 2024 Dallas Atmos Rate Division - 002DIV August	Fiscal 2024 Dallas Atmos Rate Division - 002DIV September	
A1010-10001	Gas Plant in Service - Lp - Production Plant 1010-10001	-	-	-	-	-	-	-	-	-	-	
A1010-10002	Gas Plant in Service - Ng - Production Plant 1010-10002	0	0	0	0	0	0	0	0	0	0	
A1010-10003	Gas Plant in Service - Ng - Storage Plant 1010-10003	0	0	0	0	0	0	0	0	0	0	
A1010-10004	Gas Plant in Service - Transmission Plant 1010-10004	0	0	0	0	0	0	0	0	0	0	
A1010-10006	Gas Plant in Service - General Dist System Plant 1010-10006	0	0	0	0	0	0	0	0	0	0	
A1010-10008	Gas Plant in Service - General Plant 1010-10008	248,218,173	248,949,025	248,921,970	250,858,660	250,864,323	252,292,240	257,337,710	257,675,895	266,667,634	0	
A1019-10003	NSC-Gas Plant in Service - Ng - Storage Plant 1019-10003	-	-	-	-	-	-	-	-	-	-	
A1019-10004	NSC-Gas Plant in Service - Transmission Plant 1019-10004	-	-	-	-	-	-	-	-	-	-	
A1019-10006	NSC-Gas Plant in Service - General Dist System Plant 1019-10006	-	-	-	-	-	-	-	-	-	-	
A1019-10008	NSC-Gas Plant in Service - General Plant 1019-10008	(24,417)	(21,165)	(21,288)	(22,358)	(22,326)	(21,615)	(21,697)	(21,468)	(17,142)	-	
A1140-10011	Gas plant acquisition adjustme - Acquisition Adj - Winn 1140-10011	0	0	0	0	0	0	0	0	0	0	
A1140-10017	Gas plant acquisition adjustme - Acquisition Adj 1140-10017	0	0	0	0	0	0	0	0	0	0	
	.Utility	248,193,757	248,927,860	248,900,682	250,836,302	250,841,997	252,270,625	257,316,013	257,654,427	266,650,492	0	
Construction Work in Progress	Construction Work in Progress	38,730,306	40,577,517	44,627,470	43,994,987	44,819,999	44,097,443	42,276,726	42,728,017	35,304,637	-	
Total PP&E	Total PP&E	286,924,063	289,505,377	293,528,152	294,831,289	295,661,996	296,368,069	299,592,738	300,382,444	301,955,129	-	
	.proof	-	-	-	-	-	-	-	-	-	-	
	KY Gross Plant for Projection does not include Acquisition Adjustment or NSC Accounts	248,218,173	248,949,025	248,921,970	250,858,660	250,864,323	252,292,240	257,337,710	257,675,895	266,667,634	-	
	Per Gross Plant schedule from Rates (actuals)	248,218,173	248,949,025	248,921,970	250,858,660	250,864,323	252,292,240	257,337,710	270,908,266	273,868,661	276,363,857	
	Difference	-	-	-	-	-	-	-	(13,232,371)	(7,201,027)	(276,363,857)	
A1080-00000	Accum Prov for Depreciation - Default 1080-00000	(121,402,317)	(122,835,501)	(124,254,181)	(125,687,372)	(127,089,041)	(128,525,662)	(130,031,625)	(131,569,470)	(133,332,427)	-	
A1080-04881	Accum Prov for Depreciation - WIP Salvage 1080-04881	-	-	-	-	-	-	-	-	-	-	
A1080-04882	Accum Prov for Depreciation - WIP Removal Cost 1080-04882	-	0	0	0	0	0	0	-	-	-	
A1089-00000	NSC-Accum Prov for Depreciatio - Default 1089-00000	530,486	515,159	499,871	484,551	469,231	453,906	438,581	423,252	407,829	-	
A1150-10010	Accumulated provision for amor - Great River Acquisition 1150-10010	-	-	-	-	-	-	-	-	-	-	
A1150-10013	Accumulated provision for amor - Amort-Acquisition Adj 1150-10013	0	0	0	0	0	0	0	0	0	0	.excluded from ADIT calc
A1150-10014	Accumulated provision for amor - Amort-Acquisition Adj-Winn 1150-10014	-	-	-	-	-	-	-	-	-	-	
A1150-10016	Accumulated provision for amor - Amort-Acquisition Adj Oceana 1150-10016	-	-	-	-	-	-	-	-	-	-	
A1150-10027	Accumulated provision for amor - Acquisition Adj-Mid-Tex 1150-10027	0	0	0	0	0	0	0	0	0	0	.excluded from ADIT calc
Less Accum Depr and Amort	Less Accum Depr and Amort	(120,871,831)	(122,320,342)	(123,754,311)	(125,202,822)	(126,619,810)	(128,071,756)	(129,593,044)	(131,146,218)	(132,924,598)	-	
Net Prop, Plant and Equip	Net Prop, Plant and Equip	166,052,232	167,185,035	169,773,841	169,628,467	169,042,186	168,296,313	169,999,695	169,236,226	169,030,530	-	
	.proof	-				-	-	-	-	-	-	
	KY Accum for Projection does not include Acquisition Adjustment or NSC Accounts	(121,402,317)	(122,835,501)	(124,254,181)	(125,687,372)	(127,089,041)	(128,525,662)	(130,031,625)	(131,569,470)	(133,332,427)	-	
	Per Reserve schedule from Rates (actuals)	121,402,317	122,835,501	124,254,181	125,687,372	127,089,041	128,525,662	130,031,625				
	Difference	-	0	0	0	0	0	0	(131,569,470)	(133,332,427)	-	
A2820-28201	Accum deferred income taxes-Ot - Accum Defer Fed Income 2820-28201	19,192,595	19,192,595	19,192,595	19,282,417	19,282,417	19,282,417	18,677,033	18,677,033	18,677,033	-	
A2820-28206	Accum deferred income taxes-Ot - Accum Defer State Inc Tax 2820-28206	1,675,234	1,675,234	1,675,234	1,683,074	1,683,074	1,683,074	1,630,233	1,630,233	1,630,233	-	
	Difference to Essbase	#REF!	#REF!	#REF!	#REF!	#REF!	#REF!	#REF!	#REF!	#REF!	#REF!	
	AFUDC - Equity Asset Cost Adj	#REF!	#REF!	#REF!	#REF!	#REF!	#REF!	#REF!	#REF!	#REF!	#REF!	
	Difference	#REF!	#REF!	#REF!	#REF!	#REF!	#REF!	#REF!	#REF!	#REF!	#REF!	
A2530-27909	Other deferred credits - TCJA EDIT 2017 2530-27909	-	-	-	-	-	-	-	-	-	-	
A2420-27909	Miscellaneous current and accr - TCJA EDIT 2017 2420-27909	-	-	-	-	-	-	-	-	-	-	
	.Total Deferred Reg Liability	-	-	-	-	-	-	-	-	-	-	
	Cost Change	(2,083,492)	730,851	(27,055)	1,936,690	5,663	1,427,917	5,045,470	338,185	8,991,739	(266,667,634)	
	Reserve Change	7,544,044	(1,433,184)	(1,418,680)	(1,433,191)	(1,401,668)	(1,436,621)	(1,505,963)	(1,537,846)	(1,762,957)	133,332,427	
		(24,417)	(21,165)	(21,288)	(22,358)	(22,326)	(21,615)	(21,697)	(21,468)	(17,142)	-	
		530,486	515,159	499,871	484,551	469,231	453,906	438,581	423,252	407,829	-	

		Ending Bal Type	Ending Bal Type	Ending Bal Type	Ending Bal Type	Ending Bal Type	Ending Bal Type	Ending Bal Type	
		Cost Center	Cost Center	Cost Center	Cost Center	Cost Center	Cost Center	Cost Center	
		Company	Company	Company	Company	Company	Company	Company	
		Fiscal 2024 Call Center Division - 012DIV December	Fiscal 2024 Call Center Division - 012DIV January	Fiscal 2024 Call Center Division - 012DIV February	Fiscal 2024 Call Center Division - 012DIV March	Fiscal 2024 Call Center Division - 012DIV April	Fiscal 2024 Call Center Division - 012DIV May	Fiscal 2024 Call Center Division - 012DIV June	
A1010-10001	**Gas Plant in Service - Lp - Production Plant 1010-10001**	-	-	-	-	-	-	-	
A1010-10002	**Gas Plant in Service - Ng - Production Plant 1010-10002**	0	0	0	0	0	0	0	
A1010-10003	**Gas Plant in Service - Ng - Storage Plant 1010-10003**	0	0	0	0	0	0	0	
A1010-10004	**Gas Plant in Service - Transmission Plant 1010-10004**	0	0	0	0	0	0	0	
A1010-10006	**Gas Plant in Service - General Dist System Plant 1010-10006**	0	0	0	0	0	0	0	
A1010-10008	**Gas Plant in Service - General Plant 1010-10008**	153,809,078	153,880,359	153,973,061	153,944,023	153,944,023	154,109,253	155,032,907	
A1019-10003	**NSC-Gas Plant in Service - Ng - Storage Plant 1019-10003**	-	-	-	-	-	-	-	
A1019-10004	**NSC-Gas Plant in Service - Transmission Plant 1019-10004**	-	-	-	-	-	-	-	
A1019-10006	**NSC-Gas Plant in Service - General Dist System Plant 1019-10006**	-	-	-	-	-	-	-	
A1019-10008	**NSC-Gas Plant in Service - General Plant 1019-10008**	(48,409)	(48,409)	(47,473)	(47,431)	(47,431)	(47,431)	(41,910)	
A1140-10011	**Gas plant acquisition adjustme - Acquisition Adj - Winn 1140-10011**	0	0	0	0	0	0	0	
A1140-10017	**Gas plant acquisition adjustme - Acquisition Adj 1140-10017**	0	0	0	0	0	0	0	
	Utility								
Construction Work in Progress	Construction Work in Progress	1,302,629	1,428,891	1,616,672	1,870,730	2,014,277	2,130,900	1,123,620	
Total PP&E	Total PP&E	155,063,298	155,260,842	155,542,260	155,767,322	155,910,869	156,192,722	156,114,617	
	.proof	-	-	-	-	-	-	-	
	KY Gross Plant for Projection does not include Acquisition Adjustment or NSC Accounts	153,809,078	153,880,359	153,973,061	153,944,023	153,944,023	154,109,253	155,032,907	
	Per Gross Plant schedule from Rates (actuals)	153,809,078	153,880,359	153,973,061	153,944,023	153,944,023	154,109,253	155,032,907	
	Difference	-	-	-	-	-	-	-	
A1080-00000	**Accum Prov for Depreciation - Default 1080-00000**	(83,911,941)	(84,666,741)	(85,429,100)	(86,152,519)	(86,907,722)	(87,663,605)	(88,338,194)	
A1080-04881	**Accum Prov for Depreciation - WIP Salvage 1080-04881**	-	-	-	-	-	-	-	
A1080-04882	**Accum Prov for Depreciation - WIP Removal Cost 1080-04882**	-	-	-	-	-	-	-	
A1089-00000	**NSC-Accum Prov for Depreciatio - Default 1089-00000**	6,822	7,152	7,441	7,766	8,090	8,415	8,692	
A1150-10010	**Accumulated provision for amor - Great River Acquisition 1150-10010**	-	-	-	-	-	-	-	
A1150-10013	**Accumulated provision for amor - Amort-Acquisition Adj 1150-10013**	0	0	0	0	0	0	0	.excluded from ADIT calc
A1150-10014	**Accumulated provision for amor - Amort-Acquisition Adj-Winn 1150-10014**	-	-	-	-	-	-	-	
A1150-10016	**Accumulated provision for amor - Amort-Acquisition Adj Oceana 1150-10016**	-	-	-	-	-	-	-	
A1150-10027	**Accumulated provision for amor - Acquisition Adj-Mid-Tex 1150-10027**	0	0	0	0	0	0	0	.excluded from ADIT calc
Less Accum Depr and Amort	Less Accum Depr and Amort	(83,905,119)	(84,659,588)	(85,421,659)	(86,144,754)	(86,899,632)	(87,655,190)	(88,329,501)	
Net Prop, Plant and Equip	**Net Prop, Plant and Equip**	71,158,179	70,601,253	70,120,601	69,622,568	69,011,237	68,537,532	67,785,115	
	.proof	-				-	-	-	
	KY Accum for Projection does not include Acquisition Adjustment or NSC Accounts	(83,911,941)	(84,666,741)	(85,429,100)	(86,152,519)	(86,907,722)	(87,663,605)	(88,338,194)	
	Per Reserve schedule from Rates (actuals)	83,911,941	84,666,741	85,429,100	86,152,519	86,907,722	87,663,605	88,338,194	
	Difference	-	-	-	-	-	-	-	
A2820-28201	**Accum deferred income taxes-Ot - Accum Defer Fed Income 2820-28201**	9,550,154	9,550,154	9,550,154	9,204,176	9,204,176	9,204,176	8,713,262	
A2820-28206	**Accum deferred income taxes-Ot - Accum Defer State Inc Tax 2820-28206**	833,590	833,590	833,590	803,391	803,391	803,391	760,541	
	Difference to Essbase	#REF!	#REF!	#REF!	#REF!	#REF!	#REF!	#REF!	
	AFUDC - Equity Asset Cost Adj	#REF!	#REF!	#REF!	#REF!	#REF!	#REF!	#REF!	
	Difference	**#REF!**	#REF!	#REF!	#REF!	#REF!	#REF!	#REF!	
A2530-27909	**Other deferred credits - TCJA EDIT 2017 2530-27909**	-	-	-	-	-	-	-	
A2420-27909	**Miscellaneous current and accr - TCJA EDIT 2017 2420-27909**	-	-	-	-	-	-	-	
	.Total Deferred Reg Liability	-	-	-	-	-	-	-	
	Cost Change	(6,868,000)	71,281	92,701	(29,038)	-	165,230	923,654	
	Reserve Change	6,229,082	(754,799)	(762,359)	(723,420)	(755,203)	(755,883)	(674,588)	
		(48,409)	(48,409)	(47,473)	(47,431)	(47,431)	(47,431)	(41,910)	
		6,822	7,152	7,441	7,766	8,090	8,415	8,692	

		Ending Bal Type	Ending Bal Type	Ending Bal Type	Ending Bal Type	Ending Bal Type	Ending Bal Type	Ending Bal Type	
		Cost Center	Cost Center	Cost Center	Cost Center	Cost Center	Cost Center	Cost Center	
		Company	Company	Company	Company	Company	Company	Company	
		Fiscal 2024 Kentucky-Regulatory - 009REG December	Fiscal 2024 Kentucky-Regulatory - 009REG January	Fiscal 2024 Kentucky-Regulatory - 009REG February	Fiscal 2024 Kentucky-Regulatory - 009REG March	Fiscal 2024 Kentucky-Regulatory - 009REG April	Fiscal 2024 Kentucky-Regulatory - 009REG May	Fiscal 2024 Kentucky-Regulatory - 009REG June	
A1010-10001	**Gas Plant in Service - Lp - Production Plant 1010-10001**	(44,369)	(44,369)	(44,369)	(44,369)	(44,369)	(44,369)	(44,369)	
A1010-10002	**Gas Plant in Service - Ng - Production Plant 1010-10002**	44,369	44,369	44,369	44,369	44,369	44,369	44,369	
A1010-10003	**Gas Plant in Service - Ng - Storage Plant 1010-10003**	22,317,039	22,317,039	22,270,844	22,281,605	22,351,852	22,351,852	22,351,852	
A1010-10004	**Gas Plant in Service - Transmission Plant 1010-10004**	33,121,946	33,121,946	33,121,946	33,121,946	33,121,946	33,121,946	33,121,946	
A1010-10006	**Gas Plant in Service - General Dist System Plant 1010-10006**	829,748,781	831,239,699	836,261,499	837,704,914	842,493,146	844,981,813	846,772,483	
A1010-10008	**Gas Plant in Service - General Plant 1010-10008**	24,472,547	24,680,095	24,725,544	24,872,314	24,963,096	24,965,842	24,966,526	
A1019-10003	**NSC-Gas Plant in Service - Ng - Storage Plant 1019-10003**	7,397	7,397	7,397	7,397	7,397	7,397	7,397	
A1019-10004	**NSC-Gas Plant in Service - Transmission Plant 1019-10004**	(3,318)	(3,318)	(3,318)	(3,318)	(3,318)	(3,318)	(3,318)	
A1019-10006	**NSC-Gas Plant in Service - General Dist System Plant 1019-10006**	255,948	290,223	350,838	639,457	709,585	791,252	1,072,959	
A1019-10008	**NSC-Gas Plant in Service - General Plant 1019-10008**	(140)	(140)	(140)	(140)	(140)	(140)	(140)	
A1140-10011	**Gas plant acquisition adjustme - Acquisition Adj - Winn 1140-10011**	0	0	0	0	0	0	0	
A1140-10017	**Gas plant acquisition adjustme - Acquisition Adj 1140-10017**	3,278,547	3,278,547	3,278,547	3,278,547	3,278,547	3,278,547	3,278,547	
	Utility								
Construction Work in Progress	Construction Work in Progress	6,984,532	8,329,670	5,275,589	6,312,227	5,303,415	7,134,256	8,165,429	
Total PP&E	Total PP&E	920,183,280	923,261,159	925,288,747	928,214,950	932,225,525	936,629,447	939,733,680	
	.proof	-	-	-	-	-	-	-	
	KY Gross Plant for Projection does not include Acquisition Adjustment or NSC Accounts	909,660,314	911,358,779	916,379,834	917,980,780	922,930,040	925,421,453	927,212,807	
	Per Gross Plant schedule from Rates (actuals)	880,639,966	881,382,316	883,783,898	883,999,024	887,738,186	888,392,645	888,684,711	
	Difference	29,020,348	29,976,464	32,595,936	33,981,756	35,191,854	37,028,808	38,528,096	
A1080-00000	**Accum Prov for Depreciation - Default 1080-00000**	(173,474,296)	(173,727,276)	(174,930,000)	(174,575,738)	(174,988,820)	(176,079,173)	(175,342,053)	
A1080-04881	**Accum Prov for Depreciation - WIP Salvage 1080-04881**	(132,785)	(132,785)	(132,785)	(132,785)	(132,785)	(132,785)	(132,785)	
A1080-04882	**Accum Prov for Depreciation - WIP Removal Cost 1080-04882**	2,016,949	2,074,758	2,215,971	2,105,009	2,056,066	1,911,904	1,788,366	
A1089-00000	**NSC-Accum Prov for Depreciatio - Default 1089-00000**	(61,777)	(50,432)	(50,677)	(39,029)	(35,279)	(36,472)	(35,937)	
A1150-10010	**Accumulated provision for amor - Great River Acquisition 1150-10010**	-	-	-	-	-	-	-	
A1150-10013	**Accumulated provision for amor - Amort-Acquisition Adj 1150-10013**	(3,336,784)	(3,336,784)	(3,336,784)	(3,336,784)	(3,336,784)	(3,336,784)	(3,336,784)	.excluded from ADIT calc
A1150-10014	**Accumulated provision for amor - Amort-Acquisition Adj-Winn 1150-10014**	-	-	-	-	-	-	-	
A1150-10016	**Accumulated provision for amor - Amort-Acquisition Adj Oceana 1150-10016**	-	-	-	-	-	-	-	
A1150-10027	**Accumulated provision for amor - Acquisition Adj-Mid-Tex 1150-10027**	58,236	58,236	58,236	58,236	58,236	58,236	58,236	.excluded from ADIT calc
Less Accum Depr and Amort	Less Accum Depr and Amort	(174,930,457)	(175,114,283)	(176,176,038)	(175,921,091)	(176,379,365)	(177,615,073)	(177,000,957)	
Net Prop, Plant and Equip	**Net Prop, Plant and Equip**	745,252,823	748,146,876	749,112,709	752,293,860	755,846,160	759,014,373	762,732,724	
	.proof	-	-	-	-	-	-	-	
	KY Accum for Projection does not include Acquisition Adjustment or NSC Accounts	(171,590,132)	(171,785,304)	(172,846,814)	(172,603,514)	(173,065,539)	(174,300,054)	(173,686,473)	
	Per Reserve schedule from Rates (actuals)	180,273,795	180,997,677	182,145,927	182,937,645	184,083,702	185,385,609	185,582,775	
	Difference	8,683,663	9,212,373	9,299,113	10,334,131	11,018,163	11,085,555	11,896,302	
A2820-28201	**Accum deferred income taxes-Ot - Accum Defer Fed Income 2820-28201**	107,817,929	107,817,929	107,817,929	110,285,973	110,285,973	110,285,973	111,265,130	
A2820-28206	**Accum deferred income taxes-Ot - Accum Defer State Inc Tax 2820-28206**	24,001,601	24,001,601	24,001,601	24,620,159	24,620,159	24,620,159	24,865,561	
	Difference to Essbase	#REF!	#REF!	#REF!	#REF!	#REF!	#REF!	#REF!	
	State Bonus Impact	#REF!	#REF!	#REF!	#REF!	#REF!	#REF!	#REF!	
	Fed Benefit on State Bonus	#REF!	#REF!	#REF!	#REF!	#REF!	#REF!	#REF!	
	AFUDC - Equity Asset Cost Adj	#REF!	#REF!	#REF!	#REF!	#REF!	#REF!	#REF!	
	Difference	#REF!	#REF!	#REF!	#REF!	#REF!	#REF!	#REF!	
A2530-27909	**Other deferred credits - TCJA EDIT 2017 2530-27909**	7,387,348	6,664,480	5,941,612	5,218,745	4,495,877	3,773,009	3,751,927	
A2420-27909	**Miscellaneous current and accr - TCJA EDIT 2017 2420-27909**	8,674,414	8,674,414	8,674,414	8,674,414	8,674,414	8,674,414	7,972,628	
	.Total Deferred Reg Liability	16,061,762	15,338,894	14,616,026	13,893,159	13,170,291	12,447,424	11,724,556	
	Cost Change	2,972,293	1,698,466	5,021,055	1,600,945	4,949,260	2,491,413	1,791,354	
	Reserve Change	(1,052,719)	(195,171)	(1,061,510)	243,300	(462,025)	(1,234,515)	613,581	
	Acq Adj	3,278,547	3,278,547	3,278,547	3,278,547	3,278,547	3,278,547	3,278,547	
	Acq Adj Reserve	(3,278,547)	(3,278,547)	(3,278,547)	(3,278,547)	(3,278,547)	(3,278,547)	(3,278,547)	
	NSC	259,887	294,162	354,777	643,396	713,523	795,191	1,076,897	
	NSC Reserve	(61,777)	(50,432)	(50,677)	(39,029)	(35,279)	(36,472)	(35,937)	
		#REF!	#REF!	#REF!	#REF!	#REF!	#REF!	#REF!	
		#REF!	#REF!	#REF!	#REF!	#REF!	#REF!	#REF!	
		#REF!	#REF!	#REF!	#REF!	#REF!	#REF!	#REF!	
		#REF!	#REF!	#REF!	#REF!	#REF!	#REF!	#REF!	

		Ending Bal Type	Ending Bal Type	Ending Bal Type	Ending Bal Type	Ending Bal Type	Ending Bal Type	Ending Bal Type	
		Cost Center	Cost Center	Cost Center	Cost Center	Cost Center	Cost Center	Cost Center	
		Company	Company	Company	Company	Company	Company	Company	
		Fiscal 2024 Mid-States General Office Div - 091DIV December	Fiscal 2024 Mid-States General Office Div - 091DIV January	Fiscal 2024 Mid-States General Office Div - 091DIV February	Fiscal 2024 Mid-States General Office Div - 091DIV March	Fiscal 2024 Mid-States General Office Div - 091DIV April	Fiscal 2024 Mid-States General Office Div - 091DIV May	Fiscal 2024 Mid-States General Office Div - 091DIV June	
A1010-10001	**Gas Plant in Service - Lp - Production Plant 1010-10001**	-	-	-	-	-	-	-	
A1010-10002	**Gas Plant in Service - Ng - Production Plant 1010-10002**	0	0	0	0	0	0	0	
A1010-10003	**Gas Plant in Service - Ng - Storage Plant 1010-10003**	0	0	0	0	0	0	0	
A1010-10004	**Gas Plant in Service - Transmission Plant 1010-10004**	0	0	0	0	0	0	0	
A1010-10006	**Gas Plant in Service - General Dist System Plant 1010-10006**	0	0	0	0	0	0	0	
A1010-10008	**Gas Plant in Service - General Plant 1010-10008**	1,774,124	1,774,124	1,774,124	1,750,949	1,750,949	1,750,949	1,750,949	
A1019-10003	**NSC-Gas Plant in Service - Ng - Storage Plant 1019-10003**	-	-	-	-	-	-	-	
A1019-10004	**NSC-Gas Plant in Service - Transmission Plant 1019-10004**	-	-	-	-	-	-	-	
A1019-10006	**NSC-Gas Plant in Service - General Dist System Plant 1019-10006**	-	-	-	-	-	-	-	
A1019-10008	**NSC-Gas Plant in Service - General Plant 1019-10008**	-	-	-	-	-	-	-	
A1140-10011	**Gas plant acquisition adjustme - Acquisition Adj - Winn 1140-10011**	4,165,495	4,165,495	4,165,495	4,165,495	4,165,495	4,165,495	4,165,495	
A1140-10017	**Gas plant acquisition adjustme - Acquisition Adj 1140-10017**	0	0	0	0	0	0	0	
Utility	Utility								
Construction Work in Progress	Construction Work in Progress	691,543	563,551	424,361	363,513	79,114	1,106,936	337,788	
Total PP&E	Total PP&E	6,631,162	6,503,170	6,363,980	6,279,957	5,995,558	7,023,379	6,254,231	
	.proof	-	-	-	-	-	-	-	
	KY Gross Plant for Projection does not include Acquisition Adjustment or NSC Accounts	1,774,124	1,774,124	1,774,124	1,750,949	1,750,949	1,750,949	1,750,949	
	Per Gross Plant schedule from Rates (actuals)	1,774,124	1,774,124	1,774,124	1,750,949	1,750,949	1,750,949	1,750,949	
	Difference	-	-	-	-	-	-	-	
A1080-00000	**Accum Prov for Depreciation - Default 1080-00000**	(138,557)	(140,996)	(143,436)	(122,550)	(124,838)	(127,127)	(129,373)	
A1080-04881	**Accum Prov for Depreciation - WIP Salvage 1080-04881**	554,611	554,611	554,611	554,611	554,611	554,611	554,611	
A1080-04882	**Accum Prov for Depreciation - WIP Removal Cost 1080-04882**	(607,128)	(607,128)	(607,128)	(607,128)	(607,128)	(607,128)	(607,128)	
A1089-00000	**NSC-Accum Prov for Depreciatio - Default 1089-00000**	-	-	-	-	-	-	-	
A1150-10010	**Accumulated provision for amor - Great River Acquisition 1150-10010**	202,449	202,449	202,449	202,449	202,449	202,449	202,449	
A1150-10013	**Accumulated provision for amor - Amort-Acquisition Adj 1150-10013**	0	0	0	0	0	0	0	.excluded from ADIT calc
A1150-10014	**Accumulated provision for amor - Amort-Acquisition Adj-Winn 1150-10014**	(1,786,639)	(1,794,862)	(1,803,084)	(1,811,307)	(1,819,529)	(1,827,751)	(1,835,974)	
A1150-10016	**Accumulated provision for amor - Amort-Acquisition Adj Oceana 1150-10016**	(1,224,608)	(1,224,608)	(1,224,608)	(1,224,608)	(1,224,608)	(1,224,608)	(1,224,608)	
A1150-10027	**Accumulated provision for amor - Acquisition Adj-Mid-Tex 1150-10027**	0	0	0	0	0	0	0	.excluded from ADIT calc
Less Accum Depr and Amort	Less Accum Depr and Amort	(2,999,873)	(3,010,535)	(3,021,196)	(3,008,533)	(3,019,044)	(3,029,555)	(3,040,023)	
Net Prop, Plant and Equip	**Net Prop, Plant and Equip**	3,631,289	3,492,636	3,342,784	3,271,424	2,976,514	3,993,824	3,214,209	
	.proof	-				-	-	-	
	KY Accum for Projection does not include Acquisition Adjustment or NSC Accounts	(191,074)	(193,514)	(195,953)	(175,067)	(177,356)	(179,645)	(181,890)	
	Per Reserve schedule from Rates (actuals)	191,074	193,514	195,953	175,067	177,356	179,645	181,890	
	Difference	(0)	-	(0)	(0)	(0)	(0)	(0)	
A2820-28201	**Accum deferred income taxes-Ot - Accum Defer Fed Income 2820-28201**	645,104	645,104	645,104	646,198	646,198	646,198	647,322	
A2820-28206	**Accum deferred income taxes-Ot - Accum Defer State Inc Tax 2820-28206**	176,095	176,095	176,095	176,438	176,438	176,438	176,745	
	Difference to Essbase	#REF!	#REF!	#REF!	#REF!	#REF!	#REF!	#REF!	
	AFUDC - Equity Asset Cost Adj	#REF!	#REF!	#REF!	#REF!	#REF!	#REF!	#REF!	
	Difference	**#REF!**	#REF!	#REF!	#REF!	#REF!	#REF!	#REF!	
A2530-27909	**Other deferred credits - TCJA EDIT 2017 2530-27909**	-	-	-	-	-	-	-	
A2420-27909	**Miscellaneous current and accr - TCJA EDIT 2017 2420-27909**	-	-	-	-	-	-	-	
	.Total Deferred Reg Liability	-	-	-	-	-	-	-	
	Cost Change	-	-	-	(23,175)	-	-	-	
	Reserve Change	(2,439)	(2,439)	(2,439)	20,886	(2,289)	(2,289)	(2,245)	
		4,165,495	4,165,495	4,165,495	4,165,495	4,165,495	4,165,495	4,165,495	
		(2,808,799)	(2,817,021)	(2,825,243)	(2,833,466)	(2,841,688)	(2,849,911)	(2,858,133)	

.009DIV is deferred at BLENDED Rate
.009REG = Statutory Rate
.S609000 = Service Area 2 Balancing Div

For Reference only - shows the difference in Rate Divisions

	Ending Bal	Ending Bal	Ending Bal	
	Type	Type	Type	
	Cost Center	Cost Center	Cost Center	
	Company	Company	Company	
	Fiscal 2020 Deferred Tax-Ky/Mid-States-Kentucky - S609000 September	Fiscal 2020 Kentucky-Regulatory - 009REG September	Fiscal 2020 Kentucky Division - 009DIV September	
Gas Plant in Service - Lp - Production Plant 1010-10001	-	(44,369)	(44,369)	
Gas Plant in Service - Ng - Production Plant 1010-10002	0	44,369	44,369	
Gas Plant in Service - Ng - Storage Plant 1010-10003	0	16,168,207	16,168,207	
Gas Plant in Service - Transmission Plant 1010-10004	0	33,163,430	33,163,430	
Gas Plant in Service - General Dist System Plant 1010-10006	0	702,808,414	702,808,414	
Gas Plant in Service - General Plant 1010-10008	0	24,247,420	24,247,420	
NSC-Gas Plant in Service - Ng - Storage Plant 1019-10003	-	(2)	(2)	
NSC-Gas Plant in Service - Transmission Plant 1019-10004	-	(3,318)	(3,318)	
NSC-Gas Plant in Service - General Dist System Plant 1019-10006	-	(689,123)	(689,123)	
NSC-Gas Plant in Service - General Plant 1019-10008	-	(140)	(140)	
Gas plant acquisition adjustme - Acquisition Adj - Winn 1140-10011	0	0	0	
Gas plant acquisition adjustme - Acquisition Adj 1140-10017	0	3,278,547	3,278,547	
Utility				
Construction Work in Progress	-	138,296	138,296	
Total PP&E	-	779,111,731	779,111,731	
.proof	-	-	-	
Accum Prov for Depreciation - Default 1080-00000	-	(175,811,981)	(175,811,981)	
Accum Prov for Depreciation - WIP Salvage 1080-04881	-	(137,622)	(137,622)	
Accum Prov for Depreciation - WIP Removal Cost 1080-04882	-	2,289,750	2,289,750	
NSC-Accum Prov for Depreciatio - Default 1089-00000	-	(9,188)	(9,188)	
Accumulated provision for amor - Great River Acquisition 1150-10010	-	-	-	
Accumulated provision for amor - Amort-Acquisition Adj 1150-10013	0	(3,336,784)	(3,336,784)	.excluded from ADIT calc
Accumulated provision for amor - Amort-Acquisition Adj-Winn 1150-10014	-	-	-	
Accumulated provision for amor - Amort-Acquisition Adj Oceana 1150-10016	-	-	-	
Accumulated provision for amor - Acquisition Adj-Mid-Tex 1150-10027	0	58,236	58,236	.excluded from ADIT calc
Less Accum Depr and Amort	-	(176,947,588)	(176,947,588)	
Net Prop, Plant and Equip	-	602,164,143	602,164,143	
.proof	-	-	-	
Accum deferred income taxes-Ot - Accum Defer Fed Income 2820-28201	2,875,829	86,433,018	89,308,847	
Accum deferred income taxes-Ot - Accum Defer State Inc Tax 2820-28206	(13,694,424)	16,364,939	2,670,515	
Difference to Essbase	#REF!	#REF!	#REF!	
AFUDC - Equity Asset Cost Adj	#REF!	#REF!	#REF!	
Difference	#REF!	#REF!	#REF!	
Other deferred credits - TCJA EDIT 2017 2530-27909	-	30,772,095	30,772,095	
Miscellaneous current and accr - TCJA EDIT 2017 2420-27909	-	1,463,766	1,463,766	
.Total Deferred Reg Liability	-	32,235,862	32,235,862	
Cost Change				
Reserve Change				

Gross Plant Balance

TAX INPUTS DON'T DELETE

Tax Life	Rate Div	Division	utility_account	Base Period	Fcst Test Period	Balance	Base Period								
				13 Month	13 Month	Actual	Actual	Actual	Actual	Actual	Actual	Actual	Projected	Projected
				Average	Average	Dec-23	Jan-24	Feb-24	Mar-24	Apr-24	May-24	Jun-24	Jul-24	Aug-24
		002 - Dallas Atmos Rate Division												
#N/A		002 - Dallas Atmos Rate Division Total		259,489,990	314,386,046	248,218,173	248,949,025	248,921,970	250,858,660	250,864,323	252,292,240	257,337,710	261,297,448	264,937,216
#N/A						248,218,173	248,949,025	248,921,970	250,858,660	250,864,323	252,292,240	257,337,710		
#N/A						-	-	-	-	-	-	-		
#N/A		012 - Call Center Division												
#N/A		012 - Call Center Division Total		154,724,070	159,300,412	153,809,078	153,880,359	153,973,061	153,944,023	153,944,023	154,109,253	155,032,907	155,135,462	155,237,465
#N/A						153,809,078	153,880,359	153,973,061	153,944,023	153,944,023	154,109,253	155,032,907		
#N/A						-	-	-	-	-	-	-		

#N/A	091 - Brentwood Division											
#N/A	091 - Brentwood Division Total	1,756,297	1,750,949	1,774,124	1,774,124	1,774,124	1,750,949	1,750,949	1,750,949	1,750,949	1,750,949	1,750,949
#N/A				1,774,124	1,774,124	1,774,124	1,750,949	1,750,949	1,750,949	1,750,949		
#N/A				-	-	-	-	-	-	-		
#N/A	009 - WKG Division											

009 - Kentucky Division Total		**893,143,427**	**927,542,664**	**880,639,966**	**881,382,316**	**883,783,898**	**883,999,024**	**887,738,186**	**888,392,645**	**888,684,711**	**889,778,565**	**892,693,846**
PRP Investment Oct 22 - June 24 Adj												
	37601-Mains - Steel			*(2,599,035)*	*(2,607,482)*	*(2,607,482)*	*(2,633,881)*	*(2,960,169)*	*(2,994,129)*	*(3,258,572)*		
	37602-Mains - Plastic			*25,853,900*	*26,535,532*	*27,926,836*	*29,132,527*	*30,421,896*	*31,569,990*	*33,245,635*		
	37800-Meas. And Reg. Sta. E			*(2,598)*	*(2,598)*	*(2,598)*	*(2,598)*	*(2,598)*	*(2,598)*	*(2,598)*		
	38000-Services			*5,768,081*	*6,051,011*	*7,279,180*	*7,485,707*	*7,732,724*	*8,455,545*	*8,543,630*		
	Total PRP			***29,020,348***	***29,976,464***	***32,595,936***	***33,981,756***	***35,191,854***	***37,028,808***	***38,528,096***		
Per Books Total KY Division		**893,143,427**	**927,542,664**	**909,660,314**	**911,358,779**	**916,379,834**	**917,980,780**	**922,930,040**	**925,421,453**	**927,212,807**	**889,778,565**	**892,693,846**
	Check			**909,660,314**	**911,358,779**	**916,379,834**	**917,980,780**	**922,930,040**	**925,421,453**	**927,212,807**		
Allocated KY Totals												
	002-Greenvile	224,914	224,914	224,914	224,914	224,914	224,914	224,914	224,914	224,914	224,914	224,914
	002-AEAM	2,323,289	2,947,231	2,173,060	2,173,048	2,179,449	2,179,448	2,286,010	2,286,010	2,292,471	2,340,848	2,385,316
	002-ALGN	799,338	799,338	799,338	799,338	799,338	799,338	799,338	799,338	799,338	799,338	799,338
	002 - Dallas Atmos Rate Division	8,249,180	10,244,974	7,857,427	7,890,785	7,884,328	7,972,698	7,886,012	7,951,167	8,176,117	8,317,327	8,447,125
	012-CKV	507,966	521,815	504,818	506,876	506,876	506,011	506,011	510,367	507,095	507,621	508,144
	012 - Call Center Division	7,424,305	7,646,023	7,380,662	7,380,784	7,385,783	7,385,781	7,385,781	7,386,816	7,442,533	7,447,111	7,451,665
	091 - Brentwood Division	877,622	874,949	886,530	886,530	886,530	874,949	874,949	874,949	874,949	874,949	874,949
	009 - Kentucky Division	893,143,427	927,542,664	880,639,966	881,382,316	883,783,898	883,999,024	887,738,186	888,392,645	888,684,711	889,778,565	892,693,846
	TOTAL	**913,550,041**	**950,801,907**	**900,466,714**	**901,244,591**	**903,651,116**	**903,942,164**	**907,701,202**	**908,426,207**	**909,002,129**	**910,290,673**	**913,385,298**
	CWIP											
002 - Dallas Atmos Rate Division												
	CWIP AFUDC	-	-	-	-	-	-	-	-	-	-	-
	CWIP Without AFUDC	40,024,716	41,046,826.42	20,970,984	38,996,060	42,975,283	42,240,801	44,511,447	43,298,951	41,046,826	41,046,826	41,046,826
	Total CWIP	40,024,716	41,046,826	20,970,984	38,996,060	42,975,283	42,240,801	44,511,447	43,298,951	41,046,826	41,046,826	41,046,826
012 - Call Center Division												
	CWIP AFUDC	-	-	-	-	-	-	-	-	-	-	-
	CWIP Without AFUDC	1,401,122	1,094,590.04	1,638,045	1,406,375	1,592,052	1,847,010	1,978,671	2,090,310	1,094,590	1,094,590	1,094,590
	Total CWIP	1,401,122	1,094,590	1,638,045	1,406,375	1,592,052	1,847,010	1,978,671	2,090,310	1,094,590	1,094,590	1,094,590
091 - Brentwood Division												
	CWIP AFUDC	-	-	-	-	-	-	-	-	-	-	-
	CWIP Without AFUDC	(69,851)	(14,222)	(10,502)	(184)	(34,472)	(14,222)	(233,638)	(515,499)	(14,222)	(14,222)	(14,222)
	Total CWIP	(69,851)	(14,222)	(10,502)	(184)	(34,472)	(14,222)	(233,638)	(515,499)	(14,222)	(14,222)	(14,222)
009 - Kentucky Division												
	CWIP AFUDC	232,852	300,903.77	1,520	139,723	149,935	191,940	196,477	241,155	300,904	300,904	300,904
	CWIP Without AFUDC	6,230,185	7,354,577.73	391,935	7,767,633	4,724,180	5,628,346	4,557,739	6,440,524	7,354,578	7,354,578	7,354,578
	Total CWIP	6,463,037	7,655,482	393,455	7,907,356	4,874,115	5,820,286	4,754,217	6,681,679	7,655,482	7,655,482	7,655,482
	Total											
	CWIP Without AFUDC	47,586,172	49,481,773	22,990,462	48,169,884	49,257,044	49,701,936	50,814,218	51,314,286	49,481,773	49,481,773	49,481,773
002 - Dallas Atmos Rate Division	NONE	-	-	-	-	-	-	-	-	-	-	-
	SL 3	165,961,071	205,005,433	158,451,011	159,165,684	159,227,076	159,259,085	159,263,997	159,698,363	164,715,865	167,437,379	169,938,978
	SL 15	-	-	-	-	-	-	-	-	-	-	-
	MACRS 5	54,722,241	66,123,196	51,882,981	51,899,159	51,903,414	53,808,094	53,808,846	53,940,532	53,979,043	54,876,316	55,701,083
	MACRS 7	7,126,284	8,624,925	6,831,145	6,831,145	6,831,145	6,831,145	6,831,145	6,950,066	7,062,894	7,178,305	7,284,390
	MACRS 15	-	-	-	-	-	-	-	-	-	-	-
	MACRS 20	-	-	-	-	-	-	-	-	-	-	-
	MACRS 39	31,680,394	34,632,493	31,053,037	31,053,037	30,960,336	30,960,336	30,960,336	31,703,279	31,579,908	31,805,449	32,012,765
		259,489,990	314,386,046	248,218,173	248,949,025	248,921,970	250,858,660	250,864,323	252,292,240	257,337,710	261,297,448	264,937,216
		-	-	-	-	-	-	-	-	-	-	-
012 - Call Center Division	NONE	4,760,683	4,760,683	4,760,683	4,760,683	4,760,683	4,760,683	4,760,683	4,760,683	4,760,683	4,760,683	4,760,683
	SL 3	105,554,338	109,697,620	104,720,776	104,759,032	104,851,733	104,851,694	104,851,694	104,851,964	105,885,268	105,971,557	106,057,382
	SL 15	-	-	-	-	-	-	-	-	-	-	-
	MACRS 5	10,093,089	10,088,174	10,109,471	10,109,471	10,109,471	10,088,174	10,088,174	10,088,174	10,088,174	10,088,174	10,088,174
	MACRS 7	5,017,375	5,408,171	4,934,136	4,967,161	4,967,161	4,959,459	4,959,459	5,105,476	4,995,785	5,010,523	5,025,181
	MACRS 15	-	-	-	-	-	-	-	-	-	-	-
	MACRS 20	-	-	-	-	-	-	-	-	-	-	-
	MACRS 39	29,298,584	29,345,764	29,284,013	29,284,013	29,284,013	29,284,013	29,284,013	29,302,956	29,302,997	29,304,525	29,306,046
		154,724,070	159,300,412	153,809,078	153,880,359	153,973,061	153,944,023	153,944,023	154,109,253	155,032,907	155,135,462	155,237,465
		-	-	-	-	-	-	-	-	-	-	-
091 - Brentwood Division	NONE	185,309	185,309	185,309	185,309	185,309	185,309	185,309	185,309	185,309	185,309	185,309
	SL 3	1,153,074	1,153,074	1,153,074	1,153,074	1,153,074	1,153,074	1,153,074	1,153,074	1,153,074	1,153,074	1,153,074
	SL 15	-	-	-	-	-	-	-	-	-	-	-
	MACRS 5	37,724	32,376	55,551	55,551	55,551	32,376	32,376	32,376	32,376	32,376	32,376
	MACRS 7	162,018	162,018	162,018	162,018	162,018	162,018	162,018	162,018	162,018	162,018	162,018
	MACRS 15	-	-	-	-	-	-	-	-	-	-	-
	MACRS 20	-	-	-	-	-	-	-	-	-	-	-
	MACRS 39	218,173	218,173	218,173	218,173	218,173	218,173	218,173	218,173	218,173	218,173	218,173
		1,756,297	1,750,949	1,774,124	1,774,124	1,774,124	1,750,949	1,750,949	1,750,949	1,750,949	1,750,949	1,750,949
		-	-	-	-	-	-	-	-	-	-	-
009 - Kentucky Division	NONE	7,525,668	7,582,894	7,500,129	7,499,851	7,499,867	7,499,856	7,500,141	7,500,144	7,500,705	7,500,705	7,500,705
	SL 3	-	-	-	-	-	-	-	-	-	-	-
	SL 15	119,853	119,853	119,853	119,853	119,853	119,853	119,853	119,853	119,853	119,853	119,853
	MACRS 5	1,277,625	1,203,362	1,369,932	1,369,932	1,369,932	1,369,932	1,357,236	1,357,236	1,194,751	1,203,362	1,203,362
	MACRS 7	36,795,362	48,837,288	32,091,371	32,298,919	32,298,174	32,455,704	32,459,848	32,462,268	32,624,463	32,625,822	32,885,299
	MACRS 15	524,504,589	535,201,370	520,931,306	520,994,925	522,216,379	522,120,195	524,586,347	524,386,378	524,308,500	524,633,324	526,698,356
	MACRS 20	310,399,730	321,677,069	306,345,697	306,817,157	307,998,015	308,151,805	309,263,502	310,115,180	310,483,880	311,242,939	311,658,727
	MACRS 39	12,520,600	12,920,829	12,281,680	12,281,680	12,281,680	12,281,680	12,451,260	12,451,585	12,452,560	12,452,560	12,627,545
		893,143,427	927,542,664	880,639,966	881,382,316	883,783,898	883,999,024	887,738,186	888,392,645	888,684,711	889,778,565	892,693,846
		-	-	-	-	-	-	-	-	-	-	-

		34,399,237	(46,902,698)	742,350	2,401,583	215,126	3,739,162	654,459	292,066	1,093,853	
		34,399,237	(46,902,698)	742,350	2,401,583	215,126	3,739,162	654,459	292,066	1,093,853	2,915,281
NONE	12,471,660	12,528,886	12,446,121	12,445,843	12,445,859	12,445,848	12,446,133	12,446,136	12,446,697	12,446,697	12,446,697
SL 3	272,668,482	315,856,126	264,324,861	265,077,789	265,231,883	265,263,852	265,268,764	265,703,400	271,754,207	274,562,010	277,149,433
SL 15	119,853	119,853	119,853	119,853	119,853	119,853	119,853	119,853	119,853	119,853	119,853
MACRS 5	66,130,679	77,447,109	63,417,934	63,434,113	63,438,367	65,298,576	65,286,632	65,418,318	65,294,344	66,200,228	67,024,996
MACRS 7	49,101,039	63,032,401	44,018,669	44,259,242	44,258,497	44,408,326	44,412,469	44,679,829	44,845,159	44,976,667	45,356,887
MACRS 15	524,504,589	535,201,370	520,931,306	520,994,925	522,216,379	522,120,195	524,586,347	524,386,378	524,308,500	524,633,324	526,698,356
MACRS 20	310,399,730	321,677,069	306,345,697	306,817,157	307,998,015	308,151,805	309,263,502	310,115,180	310,483,880	311,242,939	311,658,727
MACRS 39	73,717,751	77,117,258	72,836,902	72,836,902	72,744,201	72,744,201	72,913,781	73,675,993	73,553,638	73,780,707	74,164,528

Projected Sep-24	Projected Oct-24	Projected Nov-24	Projected Dec-24	Projected Jan-25	Projected Feb-25	Projected Mar-25	Projected Apr-25
268,552,323	270,908,266	273,868,661	276,363,857	280,052,160	283,693,877	290,733,279	295,497,635
155,393,992	155,477,094	155,654,622	155,821,564	156,048,577	156,306,803	157,964,189	158,283,587

1,750,949	1,750,949	1,750,949	1,750,949	1,750,949	1,750,949	1,750,949	1,750,949

907,113,079	**907,988,454**	**908,906,384**	**909,763,471**	**910,587,450**	**911,429,203**	**912,300,431**	**913,164,814**
907,113,079	**907,988,454**	**908,906,384**	**909,763,471**	**910,587,450**	**911,429,203**	**912,300,431**	**913,164,814**
224,914	224,914	224,914	224,914	224,914	224,914	224,914	224,914
2,429,482	2,458,265	2,494,433	2,524,918	2,569,979	2,614,470	2,658,259	2,716,467
799,338	799,338	799,338	799,338	799,338	799,338	799,338	799,338
8,576,044	8,660,060	8,765,632	8,854,613	8,986,143	9,116,011	9,401,487	9,571,390
508,947	509,373	510,284	511,140	512,305	513,629	514,961	516,599
7,458,654	7,462,364	7,470,290	7,477,744	7,487,879	7,499,408	7,586,365	7,600,625
874,949	874,949	874,949	874,949	874,949	874,949	874,949	874,949
907,113,079	907,988,454	908,906,384	909,763,471	910,587,450	911,429,203	912,300,431	913,164,814
927,985,408	**928,977,719**	**930,046,225**	**931,031,088**	**932,042,957**	**933,071,923**	**934,360,704**	**935,469,096**
-	-	-	-	-	-	-	-
41,046,826	41,046,826	41,046,826	41,046,826	41,046,826	41,046,826	41,046,826	41,046,826
41,046,826	41,046,826	41,046,826	41,046,826	41,046,826	41,046,826	41,046,826	41,046,826
-	-	-	-	-	-	-	-
1,094,590	1,094,590	1,094,590	1,094,590	1,094,590	1,094,590	1,094,590	1,094,590
1,094,590	1,094,590	1,094,590	1,094,590	1,094,590	1,094,590	1,094,590	1,094,590
-	-	-	-	-	-	-	-
(14,222)	(14,222)	(14,222)	(14,222)	(14,222)	(14,222)	(14,222)	(14,222)
(14,222)	(14,222)	(14,222)	(14,222)	(14,222)	(14,222)	(14,222)	(14,222)
300,904	300,904	300,904	300,904	300,904	300,904	300,904	300,904
7,354,578	7,354,578	7,354,578	7,354,578	7,354,578	7,354,578	7,354,578	7,354,578
7,655,482	7,655,482	7,655,482	7,655,482	7,655,482	7,655,482	7,655,482	7,655,482
49,481,773	49,481,773	49,481,773	49,481,773	49,481,773	49,481,773	49,481,773	49,481,773
-	-	-	-	-	-	-	-
172,423,628	174,042,859	176,077,527	177,792,467	180,327,424	182,830,363	188,748,972	192,023,496
-	-	-	-	-	-	-	-
56,520,263	57,054,118	57,724,940	58,290,349	59,126,115	59,951,325	60,763,502	61,843,100
7,389,756	7,458,422	7,544,706	7,617,432	7,724,931	7,831,073	7,935,539	8,074,401
-	-	-	-	-	-	-	-
-	-	-	-	-	-	-	-
32,218,676	32,352,867	32,521,486	32,663,609	32,873,689	33,081,116	33,285,267	33,556,637
268,552,323	270,908,266	273,868,661	276,363,857	280,052,160	283,693,877	290,733,279	295,497,635
-	-	-	-	-	-	-	-
4,760,683	4,760,683	4,760,683	4,760,683	4,760,683	4,760,683	4,760,683	4,760,683
106,189,083	106,259,003	106,408,375	106,548,838	106,739,845	106,957,115	108,573,332	108,842,071
-	-	-	-	-	-	-	-
10,088,174	10,088,174	10,088,174	10,088,174	10,088,174	10,088,174	10,088,174	10,088,174
5,047,674	5,059,616	5,085,128	5,109,118	5,141,741	5,178,849	5,216,150	5,262,049
-	-	-	-	-	-	-	-
-	-	-	-	-	-	-	-
29,308,378	29,309,617	29,312,262	29,314,750	29,318,134	29,321,982	29,325,850	29,330,610
155,393,992	155,477,094	155,654,622	155,821,564	156,048,577	156,306,803	157,964,189	158,283,587
-	-	-	-	-	-	-	-
185,309	185,309	185,309	185,309	185,309	185,309	185,309	185,309
1,153,074	1,153,074	1,153,074	1,153,074	1,153,074	1,153,074	1,153,074	1,153,074
-	-	-	-	-	-	-	-
32,376	32,376	32,376	32,376	32,376	32,376	32,376	32,376
162,018	162,018	162,018	162,018	162,018	162,018	162,018	162,018
-	-	-	-	-	-	-	-
-	-	-	-	-	-	-	-
218,173	218,173	218,173	218,173	218,173	218,173	218,173	218,173
1,750,949	1,750,949	1,750,949	1,750,949	1,750,949	1,750,949	1,750,949	1,750,949
-	-	-	-	-	-	-	-
7,582,894	7,582,894	7,582,894	7,582,894	7,582,894	7,582,894	7,582,894	7,582,894
-	-	-	-	-	-	-	-
119,853	119,853	119,853	119,853	119,853	119,853	119,853	119,853
1,203,362	1,203,362	1,203,362	1,203,362	1,203,362	1,203,362	1,203,362	1,203,362
46,534,460	46,534,460	46,534,460	46,534,460	46,534,460	46,534,460	46,534,460	46,534,460
526,659,651	526,831,514	527,012,035	527,180,752	527,342,831	527,510,162	527,681,571	527,851,653
312,211,467	312,914,979	313,652,388	314,340,759	315,002,658	315,677,080	316,376,899	317,071,200
12,801,392	12,801,392	12,801,392	12,801,392	12,801,392	12,801,392	12,801,392	12,801,392
907,113,079	907,988,454	908,906,384	909,763,471	910,587,450	911,429,203	912,300,431	913,164,814
-	-	-	-	-	-	-	-

			29,123,505				
14,419,233	875,375	917,930	857,087	823,979	841,753	871,228	864,384
12,528,886	12,528,886	12,528,886	12,528,886	12,528,886	12,528,886	12,528,886	12,528,886
279,765,784	281,454,936	283,638,976	285,494,378	288,220,343	290,940,552	298,475,377	302,018,640
119,853	119,853	119,853	119,853	119,853	119,853	119,853	119,853
67,844,176	68,378,030	69,048,853	69,614,262	70,450,028	71,275,238	72,087,414	73,167,013
59,133,908	59,214,517	59,326,312	59,423,028	59,563,150	59,706,400	59,848,167	60,032,928
526,659,651	526,831,514	527,012,035	527,180,752	527,342,831	527,510,162	527,681,571	527,851,653
312,211,467	312,914,979	313,652,388	314,340,759	315,002,658	315,677,080	316,376,899	317,071,200
74,546,619	74,682,048	74,853,313	74,997,924	75,211,387	75,422,662	75,630,681	75,906,812

Forecast Test Period										
Projected May-25	Projected Jun-25	Projected Jul-25	Projected Aug-25	Projected Sep-25	Projected Oct-25	Projected Nov-25	Projected Dec-25	Projected Jan-26	Projected Feb-26	Projected Mar-26
299,540,654	305,441,068	309,580,774	312,878,093	316,070,877	318,426,820	321,387,215	323,882,411	327,570,714	331,212,431	334,796,634
158,565,288	158,828,715	159,056,007	159,181,311	159,359,312	159,442,413	159,619,942	159,786,884	160,013,897	160,272,123	160,531,690

1,750,949	1,750,949	1,750,949	1,750,949	1,750,949	1,750,949	1,750,949	1,750,949	1,750,949	1,750,949	1,750,949

914,015,826	**916,823,672**	**917,675,280**	**920,273,776**	**935,052,853**	**935,904,465**	**936,756,077**	**937,666,750**	**938,621,949**	**939,473,561**	**940,325,173**
										59,685,207
914,015,826	**916,823,672**	**917,675,280**	**920,273,776**	**935,052,853**	**935,904,465**	**936,756,077**	**937,666,750**	**938,621,949**	**939,473,561**	**940,325,173**
224,914	224,914	224,914	224,914	224,914	224,914	224,914	224,914	224,914	224,914	224,914
2,765,861	2,837,948	2,888,524	2,928,808	2,967,815	2,996,598	3,032,766	3,063,250	3,108,311	3,152,803	3,196,592
799,338	799,338	799,338	799,338	799,338	799,338	799,338	799,338	799,338	799,338	799,338
9,715,569	9,925,985	10,073,612	10,191,198	10,305,057	10,389,073	10,494,644	10,583,626	10,715,155	10,845,023	10,972,840
518,044	519,395	520,561	521,204	522,117	522,543	523,454	524,310	525,474	526,799	528,130
7,613,202	7,624,963	7,635,111	7,640,706	7,648,653	7,652,363	7,660,289	7,667,742	7,677,878	7,689,407	7,700,996
874,949	874,949	874,949	874,949	874,949	874,949	874,949	874,949	874,949	874,949	874,949
914,015,826	916,823,672	917,675,280	920,273,776	935,052,853	935,904,465	936,756,077	937,666,750	938,621,949	939,473,561	940,325,173
936,527,703	**939,631,165**	**940,692,289**	**943,454,893**	**958,395,695**	**959,364,243**	**960,366,431**	**961,404,880**	**962,547,969**	**963,586,794**	**964,622,933**
-	-	-	-	-	-	-	-	-	-	-
41,046,826	41,046,826	41,046,826	41,046,826	41,046,826	41,046,826	41,046,826	41,046,826	41,046,826	41,046,826	41,046,826
41,046,826	41,046,826	41,046,826	41,046,826	41,046,826	41,046,826	41,046,826	41,046,826	41,046,826	41,046,826	41,046,826
-	-	-	-	-	-	-	-	-	-	-
1,094,590	1,094,590	1,094,590	1,094,590	1,094,590	1,094,590	1,094,590	1,094,590	1,094,590	1,094,590	1,094,590
1,094,590	1,094,590	1,094,590	1,094,590	1,094,590	1,094,590	1,094,590	1,094,590	1,094,590	1,094,590	1,094,590
-	-	-	-	-	-	-	-	-	-	-
(14,222)	(14,222)	(14,222)	(14,222)	(14,222)	(14,222)	(14,222)	(14,222)	(14,222)	(14,222)	(14,222)
(14,222)	(14,222)	(14,222)	(14,222)	(14,222)	(14,222)	(14,222)	(14,222)	(14,222)	(14,222)	(14,222)
300,904	300,904	300,904	300,904	300,904	300,904	300,904	300,904	300,904	300,904	300,904
7,354,578	7,354,578	7,354,578	7,354,578	7,354,578	7,354,578	7,354,578	7,354,578	7,354,578	7,354,578	7,354,578
7,655,482	7,655,482	7,655,482	7,655,482	7,655,482	7,655,482	7,655,482	7,655,482	7,655,482	7,655,482	7,655,482
49,481,773	49,481,773	49,481,773	49,481,773	49,481,773	49,481,773	49,481,773	49,481,773	49,481,773	49,481,773	49,481,773
-	-	-	-	-	-	-	-	-	-	-
194,802,248	198,857,581	201,702,786	203,969,022	206,163,411	207,782,641	209,817,310	211,532,249	214,067,207	216,570,145	219,033,555
-	-	-	-	-	-	-	-	-	-	-
62,759,244	64,096,273	65,034,326	65,781,495	66,504,977	67,038,832	67,709,654	68,275,063	69,110,829	69,936,039	70,748,216
8,192,239	8,364,213	8,484,870	8,580,974	8,674,031	8,742,697	8,828,981	8,901,707	9,009,206	9,115,348	9,219,814
-	-	-	-	-	-	-	-	-	-	-
-	-	-	-	-	-	-	-	-	-	-
33,786,922	34,123,001	34,358,792	34,546,602	34,728,459	34,862,649	35,031,269	35,173,392	35,383,472	35,590,899	35,795,050
299,540,654	305,441,068	309,580,774	312,878,093	316,070,877	318,426,820	321,387,215	323,882,411	327,570,714	331,212,431	334,796,634
-	-	-	-	-	-	-	-	-	-	-
										58,432,777
4,760,683	4,760,683	4,760,683	4,760,683	4,760,683	4,760,683	4,760,683	4,760,683	4,760,683	4,760,683	4,760,683
109,079,092	109,300,738	109,491,980	109,597,409	109,747,178	109,817,099	109,966,470	110,106,934	110,297,941	110,515,211	110,733,608
-	-	-	-	-	-	-	-	-	-	-
10,088,174	10,088,174	10,088,174	10,088,174	10,088,174	10,088,174	10,088,174	10,088,174	10,088,174	10,088,174	10,088,174
5,302,530	5,340,386	5,373,049	5,391,056	5,416,635	5,428,577	5,454,089	5,478,079	5,510,702	5,547,810	5,585,111
-	-	-	-	-	-	-	-	-	-	-
-	-	-	-	-	-	-	-	-	-	-
29,334,808	29,338,734	29,342,121	29,343,989	29,346,642	29,347,880	29,350,526	29,353,014	29,356,397	29,360,245	29,364,114
158,565,288	158,828,715	159,056,007	159,181,311	159,359,312	159,442,413	159,619,942	159,786,884	160,013,897	160,272,123	160,531,690
-	-	-	-	-	-	-	-	-	-	-
185,309	185,309	185,309	185,309	185,309	185,309	185,309	185,309	185,309	185,309	185,309
1,153,074	1,153,074	1,153,074	1,153,074	1,153,074	1,153,074	1,153,074	1,153,074	1,153,074	1,153,074	1,153,074
-	-	-	-	-	-	-	-	-	-	-
32,376	32,376	32,376	32,376	32,376	32,376	32,376	32,376	32,376	32,376	32,376
162,018	162,018	162,018	162,018	162,018	162,018	162,018	162,018	162,018	162,018	162,018
-	-	-	-	-	-	-	-	-	-	-
-	-	-	-	-	-	-	-	-	-	-
218,173	218,173	218,173	218,173	218,173	218,173	218,173	218,173	218,173	218,173	218,173
1,750,949	1,750,949	1,750,949	1,750,949	1,750,949	1,750,949	1,750,949	1,750,949	1,750,949	1,750,949	1,750,949
-	-	-	-	-	-	-	-	-	-	-
7,582,894	7,582,894	7,582,894	7,582,894	7,582,894	7,582,894	7,582,894	7,582,894	7,582,894	7,582,894	7,582,894
-	-	-	-	-	-	-	-	-	-	-
119,853	119,853	119,853	119,853	119,853	119,853	119,853	119,853	119,853	119,853	119,853
1,203,362	1,203,362	1,203,362	1,203,362	1,203,362	1,203,362	1,203,362	1,203,362	1,203,362	1,203,362	1,203,362
46,534,460	47,344,049	47,344,049	48,951,453	50,234,544	50,234,544	50,234,544	50,234,544	50,234,544	50,234,544	50,234,544
528,019,079	529,321,144	529,489,543	529,757,773	540,213,806	540,378,253	540,542,701	540,766,211	541,034,245	541,198,693	541,363,141
317,754,787	318,450,979	319,134,187	319,857,049	322,675,192	323,362,356	324,049,520	324,736,684	325,423,848	326,111,012	326,798,177
12,801,392	12,801,392	12,801,392	12,801,392	13,023,203	13,023,203	13,023,203	13,023,203	13,023,203	13,023,203	13,023,203
914,015,826	916,823,672	917,675,280	920,273,776	935,052,853	935,904,465	936,756,077	937,666,750	938,621,949	939,473,561	940,325,173
-	-	-	-	-	-	-	-	-	-	-

							27,903,279			
										29,737,722
851,012	2,807,846	851,608	2,598,496	14,779,077	851,612	851,612	910,674	955,198	851,612	851,612
12,528,886	12,528,886	12,528,886	12,528,886	12,528,886	12,528,886	12,528,886	12,528,886	12,528,886	12,528,886	12,528,886
305,034,413	309,311,392	312,347,839	314,719,505	317,063,662	318,752,814	320,936,854	322,792,257	325,518,221	328,238,430	330,920,237
119,853	119,853	119,853	119,853	119,853	119,853	119,853	119,853	119,853	119,853	119,853
74,083,157	75,420,185	76,358,239	77,105,408	77,828,890	78,362,744	79,033,567	79,598,976	80,434,742	81,259,951	82,072,128
60,191,248	61,210,666	61,363,985	63,085,500	64,487,227	64,567,836	64,679,632	64,776,347	64,916,469	65,059,719	65,201,486
528,019,079	529,321,144	529,489,543	529,757,773	540,213,806	540,378,253	540,542,701	540,766,211	541,034,245	541,198,693	541,363,141
317,754,787	318,450,979	319,134,187	319,857,049	322,675,192	323,362,356	324,049,520	324,736,684	325,423,848	326,111,012	326,798,177
76,141,294	76,481,299	76,720,478	76,910,156	77,316,476	77,451,905	77,623,170	77,767,781	77,981,244	78,192,519	78,400,539

100% (Projected additions adjustment factor)

Additions

Base Period															
Actual Jan-24	Actual Feb-24	Actual Mar-24	Actual Apr-24	Actual May-24	Actual Jun-24	Projected Jul-24	Projected Aug-24	Projected Sep-24	Projected Oct-24	Projected Nov-24	Projected Dec-24	Projected Jan-25	Projected Feb-25	Projected Mar-25	Projected Apr-25
730,851	65,646	1,936,690	5,663	1,427,917	5,083,326	3,959,738	3,639,767	3,615,108	2,355,943	2,960,395	2,495,196	3,688,303	3,641,717	3,584,203	4,764,356
730,851	65,646	1,936,690	5,663	1,427,917	5,083,326	3,959,738	3,639,767	3,615,108	2,355,943	2,960,395	2,495,196	3,688,303	3,641,717	3,584,203	4,764,356
-	-	-	-	-	-	-	-	-	-	-	-	-	-	-	-
71,281	-	2,752	-	165,230	1,034,565	102,555	102,003	156,527	83,101	177,529	166,941	227,013	258,226	259,567	319,397
71,281	-	2,752	-	165,230	1,034,565	102,555	102,003	156,527	83,101	177,529	166,941	227,013	258,226	259,567	319,397
-	-	-	-	-	-	-	-	-	-	-	-	-	-	-	-

-	-	-	-	-	-	-	-	-	-	-	-	-	-	-	-
-	-	-	-	-	-	-	-	(0)	-	-	-	-	-	-	-
-	-	-	-	-	-	-	-	*0*	-	-	-	-	-	-	-

1,599,796	**2,806,940**	**990,278**	**4,158,842**	**987,005**	**1,645,075**	**1,544,461**	**3,230,394**	**14,688,872**	**1,270,525**	**1,331,495**	**1,243,127**	**1,195,185**	**1,219,368**	**1,263,729**	**1,253,796**
						5,978,828	5,853,574	5,843,901	4,946,495	3,586,465	4,996,835	5,382,158	5,511,810	5,895,938	5,624,592
						(4,434,367)	*(2,623,180)*	*8,844,971*	*(3,675,970)*	*(2,254,970)*	*(3,753,708)*	*(4,186,973)*	*(4,292,442)*	*(4,632,209)*	*(4,370,797)*
-	-	-	-	-	-										
681,767	*1,391,304*	*1,213,033*	*1,296,708*	*1,157,005*	*1,737,397*										
-	-	-	-	-	-										
792,065	*1,260,988*	*1,166,490*	*577,500*	*722,820*	*537,801*										
1,473,832	***2,652,292***	***2,379,523***	***1,874,208***	***1,879,825***	***2,275,198***										
3,073,628	**5,459,231**	**3,369,801**	**6,033,049**	**2,866,830**	**3,920,273**	**1,544,461**	**3,230,394**	**14,688,872**	**1,270,525**	**1,331,495**	**1,243,127**	**1,195,185**	**1,219,368**	**1,263,729**	**1,253,796**
3,073,628	**5,459,231**	**3,369,801**	**6,033,049**	**2,866,830**	**3,920,273**										
-	-	-	-	-	-	-	-	-	-	-	-	-	-	-	-
(11)	-	(0)	106,562	-	6,460	48,377	44,468	44,167	28,783	36,168	30,484	45,061	44,492	43,789	58,207
-	-	-	-	-	-	-	-	-	-	-	-	-	-	-	-
33,358	2,995	88,370	(86,686)	65,155	226,678	141,209	129,799	128,919	84,016	105,571	88,982	131,529	129,868	127,817	169,903
2,058	-	83	-	4,356	36	526	523	803	426	911	856	1,164	1,325	1,331	1,638
123	-	(2)	-	1,036	55,716	4,579	4,554	6,988	3,710	7,926	7,453	10,135	11,529	11,589	14,260
-	-	-	-	-	-	-	-	-	-	-	-	-	-	-	-
1,599,796	2,806,940	990,278	4,158,842	987,005	1,645,075	1,544,461	3,230,394	14,688,872	1,270,525	1,331,495	1,243,127	1,195,185	1,219,368	1,263,729	1,253,796
1,635,323	**2,809,935**	**1,078,729**	**4,178,717**	**1,057,552**	**1,933,966**	**1,739,152**	**3,409,738**	**14,869,749**	**1,387,460**	**1,482,071**	**1,370,903**	**1,383,075**	**1,406,581**	**1,448,256**	**1,497,804**

	Allocation %	
	Base	Test
2	4.56%	4.56%
12	5.39%	5.39%
91	49.97%	49.97%
Greenville	1.50%	1.50%
CKV	2.98%	2.98%
AEAM	5.59%	5.59%
ALGN	3.60%	3.60%

-	-	-	-	-	-	-	-	-	-	-	-	-	-	-	-
714,673	154,093	32,009	4,912	434,366	5,017,503	2,721,513	2,501,599	2,484,650	1,619,231	2,034,669	1,714,939	2,534,957	2,502,939	2,463,410	3,274,524
-	-	-	-	-	-	-	-	-	-	-	-	-	-	-	-
16,179	4,254	1,904,681	751	131,686	38,511	897,273	824,768	819,180	533,854	670,823	565,409	835,766	825,210	812,177	1,079,598
-	-	-	-	118,921	150,683	115,411	106,085	105,366	68,667	86,284	72,725	107,500	106,142	104,466	138,862
-	-	-	-	-	-	-	-	-	-	-	-	-	-	-	-
-	-	-	-	-	-	-	-	-	-	-	-	-	-	-	-
-	(92,701)	-	-	742,943	(123,371)	225,541	207,316	205,911	134,191	168,620	142,123	210,080	207,427	204,151	271,371
730,851	65,646	1,936,690	5,663	1,427,917	5,083,326	3,959,738	3,639,767	3,615,108	2,355,943	2,960,395	2,495,196	3,688,303	3,641,717	3,584,203	4,764,356
-	-	-	0	-	-	-	-	-	-	-	-	-	-	-	-
											19,026,147			0	
-	-	-	-	-	-	-	-	-	-	-	-	-	-	-	-
38,256	-	(40)	-	270	1,033,304	86,289	85,825	131,701	69,921	149,371	140,463	191,007	217,270	218,398	268,739
-	-	-	-	-	-	-	-	-	-	-	-	-	-	-	-
-	-	-	-	-	-	-	-	-	-	-	-	-	-	-	-
33,025	-	2,792	-	146,017	1,220	14,738	14,658	22,494	11,942	25,512	23,990	32,623	37,108	37,301	45,899
-	-	-	-	-	-	-	-	-	-	-	-	-	-	-	-
-	-	-	-	-	-	-	-	-	-	-	-	-	-	-	-
-	-	-	-	18,943	41	1,528	1,520	2,333	1,238	2,646	2,488	3,383	3,848	3,868	4,760
71,281	-	2,752	-	165,230	1,034,565	102,555	102,003	156,527	83,101	177,529	166,941	227,013	258,226	259,567	319,397
-	-	-	-	-	-	-	-	-	-	-	-	-	-	-	-
											788,657			-	
-	-	-	-	-	-	-	-	-	-	-	-	-	-	-	-

35,496,809

(278)	16	(11)	285	3	561	-	-	82,189	-	-	-	-	-	-	-
752,929	154,093	31,970	4,912	434,637	6,050,806	2,807,803	2,587,424	2,616,351	1,689,152	2,184,040	1,855,403	2,725,965	2,720,209	2,681,807	3,543,263
-	-	-	-	-	-	-	-	-	-	-	-	-	-	-	-
16,179	4,254	1,904,681	751	131,686	38,511	905,884	824,768	819,180	533,854	670,823	565,409	835,766	825,210	812,177	1,079,598
247,786	(745)	162,232	7,180	267,360	326,552	131,593	388,222	13,778,335	80,609	111,796	96,715	140,122	143,250	141,766	184,761
251,051	1,558,029	(52,009)	2,543,141	(129,881)	351,502	354,563	2,105,750	(90,283)	182,327	191,588	179,056	172,016	177,600	181,911	180,502
1,134,261	1,249,641	882,858	1,438,656	1,114,137	1,117,388	1,179,841	682,181	872,644	1,088,198	1,139,907	1,064,071	1,023,169	1,041,768	1,081,818	1,073,294
-	(92,701)	-	169,580	762,211	(122,354)	227,069	383,820	382,091	135,429	171,265	144,611	213,463	211,275	208,019	276,131
2,401,928	2,872,586	2,929,721	4,164,504	2,580,153	7,762,966	5,606,754	6,972,164	18,460,507	3,709,569	4,469,418	3,905,264	5,110,501	5,119,311	5,107,499	6,337,549

Forecast Test Period										
Projected May-25	Projected Jun-25	Projected Jul-25	Projected Aug-25	Projected Sep-25	Projected Oct-25	Projected Nov-25	Projected Dec-25	Projected Jan-26	Projected Feb-26	Projected Mar-26
4,043,019	**5,900,414**	**4,139,706**	**3,297,319**	**3,192,784**	**2,355,943**	**2,960,395**	**2,495,196**	**3,688,303**	**3,641,717**	**3,584,203**
4,043,019	5,900,414	4,139,706	3,297,319	3,192,784	2,355,943	2,960,395	2,495,196	3,688,303	3,641,717	3,584,203
-	-	-	-	-	-	-	-	-	-	-
281,701	**263,427**	**227,292**	**125,304**	**178,001**	**83,101**	**177,529**	**166,941**	**227,013**	**258,226**	**259,567**
281,701	263,427	227,292	125,304	178,001	83,101	177,529	166,941	227,013	258,226	259,567
-	-	-	-	-	-	-	-	-	-	-

1,234,386	**3,218,027**	**1,234,524**	**3,014,553**	**16,788,031**	**1,239,833**	**1,239,833**	**1,298,895**	**1,344,707**	**1,239,833**	**1,239,833**
5,400,474	5,228,569	5,238,373	5,319,508	5,205,108	5,029,463	4,739,496	4,670,457	2,449,834	2,446,744	2,643,708
(4,166,089)	*(2,010,542)*	*(4,003,849)*	*(2,304,954)*	*11,582,923*	*(3,789,629)*	*(3,499,662)*	*(3,371,561)*	*(1,105,126)*	*(1,206,910)*	*(1,403,875)*

1,234,386	**3,218,027**	**1,234,524**	**3,014,553**	**16,788,031**	**1,239,833**	**1,239,833**	**1,298,895**	**1,344,707**	**1,239,833**	**1,239,833**
-	-	-	-	-	-	-	-	-	-	-
49,395	72,087	50,576	40,284	39,007	28,783	36,168	30,484	45,061	44,492	43,789
-	-	-	-	-	-	-	-	-	-	-
144,179	210,416	147,627	117,586	113,859	84,016	105,571	88,982	131,529	129,868	127,817
1,445	1,351	1,166	643	913	426	911	856	1,164	1,325	1,331
12,577	11,761	10,148	5,594	7,947	3,710	7,926	7,453	10,135	11,529	11,589
-	-	-	-	-	-	-	-	-	-	-
1,234,386	3,218,027	1,234,524	3,014,553	16,788,031	1,239,833	1,239,833	1,298,895	1,344,707	1,239,833	1,239,833
1,441,981	**3,513,642**	**1,444,040**	**3,178,661**	**16,949,757**	**1,356,769**	**1,390,409**	**1,426,671**	**1,532,598**	**1,427,047**	**1,424,360**

-	-	-	-	-	-	-	-	-	-	-
2,778,752	4,055,333	2,845,205	2,266,236	2,194,389	1,619,231	2,034,669	1,714,939	2,534,957	2,502,939	2,463,410
-	-	-	-	-	-	-	-	-	-	-
916,144	1,337,028	938,053	747,169	723,482	533,854	670,823	565,409	835,766	825,210	812,177
117,838	171,974	120,656	96,104	93,057	68,667	86,284	72,725	107,500	106,142	104,466
-	-	-	-	-	-	-	-	-	-	-
-	-	-	-	-	-	-	-	-	-	-
230,284	336,079	235,791	187,810	181,856	134,191	168,620	142,123	210,080	207,427	204,151
4,043,019	5,900,414	4,139,706	3,297,319	3,192,784	2,355,943	2,960,395	2,495,196	3,688,303	3,641,717	3,584,203
-	-	-	-	-	-	-	-	-	-	-
							44,063,355			10,914,223
-	-	-	-	-	-	-	-	-	-	-
237,021	221,646	191,242	105,430	149,769	69,921	149,371	140,463	191,007	217,270	218,398
-	-	-	-	-	-	-	-	-	-	-
-	-	-	-	-	-	-	-	-	-	-
40,482	37,856	32,663	18,007	25,580	11,942	25,512	23,990	32,623	37,108	37,301
-	-	-	-	-	-	-	-	-	-	-
-	-	-	-	-	-	-	-	-	-	-
4,198	3,926	3,387	1,867	2,653	1,238	2,646	2,488	3,383	3,848	3,868
281,701	263,427	227,292	125,304	178,001	83,101	177,529	166,941	227,013	258,226	259,567
-	-	-	-	-	-	-	-	-	-	-
							2,567,501			-
										744,806
-	-	-	-	-	-	-	-	-	-	-
-	-	-	-	-	-	-	-	-	-	-
-	-	-	-	-	-	-	-	-	-	-
-	-	-	-	-	-	-	-	-	-	-
-	-	-	-	-	-	-	-	-	-	-
-	-	-	-	-	-	-	-	-	-	-
-	-	-	-	-	-	-	-	-	-	-
-	-	-	-	-	-	-	-	-	-	-
-	-	-	-	-	-	-	-	-	-	-
-	-	-	-	-	-	-	-	-	-	-
							-			-
-	-	-	-	-	-	-	-	-	-	-
-	-	-	-	-	-	-	-	-	-	-
-	-	-	-	-	-	-	-	-	-	-
-	-	-	-	-	-	-	-	-	-	-
-	809,589	-	1,607,404	1,358,288	-	-	-	-	-	-
177,688	1,332,533	178,718	289,488	11,333,868	174,255	174,255	233,317	279,129	174,255	174,255
1,056,698	1,075,905	1,055,805	1,117,662	3,874,064	1,065,578	1,065,578	1,065,578	1,065,578	1,065,578	1,065,578
-	-	-	-	221,811	-	-	-	-	-	-
1,234,386	3,218,027	1,234,524	3,014,553	16,788,031	1,239,833	1,239,833	1,298,895	1,344,707	1,239,833	1,239,833
-	-	-	-	-	-	-	-	-	-	-

34,200,160

3,824,374

-	-	-	-	-	-	-	-	-	-	-
3,015,773	4,276,979	3,036,447	2,371,665	2,344,158	1,689,152	2,184,040	1,855,403	2,725,965	2,720,209	2,681,807
-	-	-	-	-	-	-	-	-	-	-
916,144	1,337,028	938,053	747,169	723,482	533,854	670,823	565,409	835,766	825,210	812,177
158,320	1,019,419	153,319	1,721,515	1,476,925	80,609	111,796	96,715	140,122	143,250	141,766
177,688	1,332,533	178,718	289,488	11,333,868	174,255	174,255	233,317	279,129	174,255	174,255
1,056,698	1,075,905	1,055,805	1,117,662	3,874,064	1,065,578	1,065,578	1,065,578	1,065,578	1,065,578	1,065,578
234,482	340,005	239,179	189,678	406,320	135,429	171,265	144,611	213,463	211,275	208,019
5,559,105	9,381,868	5,601,522	6,437,177	20,158,816	3,678,877	4,377,757	3,961,033	5,260,024	5,139,777	5,083,603

% Retirements to Additions	Base Period												Retirements			
	Actual Jan-24	Actual Feb-24	Actual Mar-24	Actual Apr-24	Actual May-24	Actual Jun-24	Projected Jul-24	Projected Aug-24	Projected Sep-24	Projected Oct-24	Projected Nov-24	Projected Dec-24	Projected Jan-25	Projected Feb-25	Projected Mar-25	Projected Apr-25
	-	-	-	-	-	(37,855)	-	-	-	-	-	-	-	-	-	-
	-	-	-	-	-	(37,855)										
	-	-	-	-	-	-										
	-	-	(31,790)	-	-	(110,912)	-	-	-	-	-	-	-	-	-	-
	-	-	(31,790)	-	-	(110,912)										
	-	-	-	-	-	-										

-	-	(23,175)	-	-	-	-	-	-	-	-	-	-	-	-	-
-	-	(23,175)	-	-	-										
-	-	-	-	-	-										

	(857,446)	**(405,357)**	**(775,152)**	**(419,680)**	**(332,546)**	**(1,353,009)**	**(450,607)**	**(315,112)**	**(269,639)**	**(395,150)**	**(413,565)**	**(386,039)**	**(371,206)**	**(377,615)**	**(392,501)**	**(389,412)**
	(8,447)	*-*	*(26,398)*	*(326,288)*	*(33,960)*	*(264,443)*										
	(134)	*-*	*(7,342)*	*(7,339)*	*(8,911)*	*(61,752)*										
	-	*-*	*-*	*-*	*-*	*-*										
	(509,134)	*(32,819)*	*(959,963)*	*(330,483)*	*-*	*(449,715)*										
	(517,716)	***(32,819)***	***(993,703)***	***(664,110)***	***(42,871)***	***(775,910)***										
	########	**(438,177)**	**(1,768,856)**	**(1,083,789)**	**(375,417)**	**(2,128,919)**	**(450,607)**	**(315,112)**	**(269,639)**	**(395,150)**	**(413,565)**	**(386,039)**	**(371,206)**	**(377,615)**	**(392,501)**	**(389,412)**
	########	(438,177)	(1,768,856)	(1,083,789)	(375,417)	(2,128,919)										
	-	-	-	-	-	-	-	-	-	-	-	-	-	-	-	-
	-	-	-	-	-	-	-	-	-	-	-	-	-	-	-	-
	-	-	-	-	-	-	-	-	-	-	-	-	-	-	-	-
	-	-	-	-	-	(1,727)	-	-	-	-	-	-	-	-	-	-
	-	-	(948)	-	-	(3,309)	-	-	-	-	-	-	-	-	-	-
	-	-	0	-	-	-	-	-	-	-	-	-	-	-	-	-
	-	-	(11,581)	-	-	-	-	-	-	-	-	-	-	-	-	-
	(857,446)	(405,357)	(775,152)	(419,680)	(332,546)	(1,353,009)	(450,607)	(315,112)	(269,639)	(395,150)	(413,565)	(386,039)	(371,206)	(377,615)	(392,501)	(389,412)
	(857,446)	**(405,357)**	**(787,681)**	**(419,680)**	**(332,546)**	**(1,358,045)**	**(450,607)**	**(315,112)**	**(269,639)**	**(395,150)**	**(413,565)**	**(386,039)**	**(371,206)**	**(377,615)**	**(392,501)**	**(389,412)**

-	-	-	-	-	-	-	-	-	-	-	-	-	-	-	-	-
-	-	-	-	-	-	-	-	-	-	-	-	-	-	-	-	-
-	-	-	-	-	-	-	-	-	-	-	-	-	-	-	-	-
-	-	-	-	-	-	-	-	-	-	-	-	-	-	-	-	-
-	-	-	-	-	-	(37,855)	-	-	-	-	-	-	-	-	-	-
-	-	-	-	-	-	-	-	-	-	-	-	-	-	-	-	-
-	-	-	-	-	-	-	-	-	-	-	-	-	-	-	-	-
-	-	-	-	-	-	-	-	-	-	-	-	-	-	-	-	-
-	-	-	-	-	-	(37,855)	-	-	-	-	-	-	-	-	-	-
-	-	-	-	-	-	-	-	-	-	-	-	-	-	-	-	-
												(37,855)				-
-	-	-	-	-	-	-	-	-	-	-	-	-	-	-	-	-
-	-	-	-	-	-	-	-	-	-	-	-	-	-	-	-	-
-	-	-	-	-	-	-	-	-	-	-	-	-	-	-	-	-
-	-	-	(21,296)	-	-	-	-	-	-	-	-	-	-	-	-	-
(8)	-	-	(10,494)	-	-	(110,912)	-	-	-	-	-	-	-	-	-	-
-	-	-	-	-	-	-	-	-	-	-	-	-	-	-	-	-
-	-	-	-	-	-	-	-	-	-	-	-	-	-	-	-	-
-	-	-	-	-	-	-	-	-	-	-	-	-	-	-	-	-
(8)	-	-	(31,790)	-	-	(110,912)	-	-	-	-	-	-	-	-	-	-
(8)	-	-	-	-	-	-	-	-	-	-	-	-	-	-	-	-
												(142,702)				-
-	-	-	-	-	-	-	-	-	-	-	-	-	-	-	-	-
-	-	-	-	-	-	-	-	-	-	-	-	-	-	-	-	-
-	-	-	-	-	-	-	-	-	-	-	-	-	-	-	-	-
-	-	-	(23,175)	-	-	-	-	-	-	-	-	-	-	-	-	-
-	-	-	-	-	-	-	-	-	-	-	-	-	-	-	-	-
-	-	-	-	-	-	-	-	-	-	-	-	-	-	-	-	-
-	-	-	-	-	-	-	-	-	-	-	-	-	-	-	-	-
-	-	-	-	-	-	-	-	-	-	-	-	-	-	-	-	-
-	-	-	(23,175)	-	-	-	-	-	-	-	-	-	-	-	-	-
-	-	-	-	-	-	-	-	-	-	-	-	-	-	-	-	-
												(23,175)				-
-	-	-	-	-	-	-	-	-	-	-	-	-	-	-	-	-
-	-	-	-	-	-	-	-	-	-	-	-	-	-	-	-	-
-	-	-	-	-	-	-	-	-	-	-	-	-	-	-	-	-
-	-	-	-	(12,695)	-	(162,486)	-	-	-	-	-	-	-	-	-	-
(0)	(7,213)	-	(1,909)	(3,036)	-	(12,455)	(86)	(8,001)	(1,313)	-	-	-	-	-	-	-
(156)	(187,432)	(336,574)	(44,175)	(76,988)	(70,088)	(429,380)	(29,739)	(40,719)	51,577	(10,463)	(11,067)	(10,339)	(9,936)	(10,269)	(10,502)	(10,419)
(2)	(662,801)	(68,783)	(729,068)	(326,960)	(262,458)	(748,689)	(420,782)	(266,392)	(319,903)	(384,687)	(402,498)	(375,700)	(361,270)	(367,346)	(381,999)	(378,992)
-	-	-	-	-	-	-	-	-	-	-	-	-	-	-	-	-
(158)	(857,446)	(405,357)	(775,152)	(419,680)	(332,546)	(1,353,009)	(450,607)	(315,112)	(269,639)	(395,150)	(413,565)	(386,039)	(371,206)	(377,615)	(392,501)	(389,412)
(158)	-	-	-	-	-	-	-	-	-	-	-	-	-	-	-	-

(6,373,303)

82,766
61,742,358
-
18,873,847
21,451,288
22,678,622
31,757,437
5,563,636
162,067,188

Forecast Test Period										
Projected May-25	Projected Jun-25	Projected Jul-25	Projected Aug-25	Projected Sep-25	Projected Oct-25	Projected Nov-25	Projected Dec-25	Projected Jan-26	Projected Feb-26	Projected Mar-26
-	-	-	-	-	-	-	-	-	-	-
-	-	-	-	-	-	-	-	-	-	-

-	-	-	-	-	-	-	-	-	-	-

(383,374)	**(410,181)**	**(382,916)**	**(416,058)**	**(2,008,954)**	**(388,221)**	**(388,221)**	**(388,221)**	**(389,509)**	**(388,221)**	**(388,221)**

(383,374)	**(410,181)**	**(382,916)**	**(416,058)**	**(2,008,954)**	**(388,221)**	**(388,221)**	**(388,221)**	**(389,509)**	**(388,221)**	**(388,221)**
-	-	-	-	-	-	-	-	-	-	-
-	-	-	-	-	-	-	-	-	-	-
-	-	-	-	-	-	-	-	-	-	-
-	-	-	-	-	-	-	-	-	-	-
-	-	-	-	-	-	-	-	-	-	-
-	-	-	-	-	-	-	-	-	-	-
-	-	-	-	-	-	-	-	-	-	-
(383,374)	(410,181)	(382,916)	(416,058)	(2,008,954)	(388,221)	(388,221)	(388,221)	(389,509)	(388,221)	(388,221)
(383,374)	**(410,181)**	**(382,916)**	**(416,058)**	**(2,008,954)**	**(388,221)**	**(388,221)**	**(388,221)**	**(389,509)**	**(388,221)**	**(388,221)**

-	-	-	-	-	-	-	-	-	-	-
-	-	-	-	-	-	-	-	-	-	-
-	-	-	-	-	-	-	-	-	-	-
-	-	-	-	-	-	-	-	-	-	-
-	-	-	-	-	-	-	-	-	-	-
-	-	-	-	-	-	-	-	-	-	-
-	-	-	-	-	-	-	-	-	-	-

(6,296,881)

# # # #

73,521,343

Exclude Jan-June 2024
82,189
54,313,012
-
16,777,784
20,440,925
18,156,789
24,820,495
4,846,900
139,355,906

Updated vlaues

Reserve B

Division	utility_account	Base Period	Fcst Test Period	Balance	Base Period												
		13 Month Average	13 Month Average	Actual Dec-23	Actual Jan-24	Actual Feb-24	Actual Mar-24	Actual Apr-24	Actual May-24	Actual Jun-24	Projected Jul-24	Projected Aug-24	Projected Sep-24	Projected Oct-24	Projected Nov-24	Projected Dec-24	Projected Jan-25
002 - Dallas Atmos Rate Division																	
39000	39000-Structures & Improvements	1,294,852	1,471,608	1,212,088	1,226,755	1,241,253	1,255,751	1,270,249	1,284,886	1,299,504	1,311,257	1,322,971	1,334,646	1,346,296	1,357,913	1,369,503	1,381,054
39005	39005-G-Structures & Improvements	5,608,832	6,055,381	5,421,597	5,453,423	5,485,249	5,517,075	5,548,902	5,580,728	5,612,554	5,642,076	5,671,598	5,701,120	5,730,641	5,760,163	5,789,685	5,819,207
39009	39009-Improv. to Leased Premises	10,149,390	10,859,248	10,027,036	10,027,186	10,027,336	10,027,486	10,027,636	10,066,266	10,104,029	10,150,691	10,198,324	10,246,921	10,296,147	10,346,163	10,396,845	10,448,511
39020	Struct & Improv AEAM	1,668	2,423	1,313	1,376	1,439	1,502	1,565	1,627	1,690	1,739	1,788	1,837	1,886	1,934	1,983	2,032
39029	Improv-Leased AEAM	15,104	18,367	13,851	14,051	14,250	14,450	14,650	14,850	15,048	15,282	15,516	15,750	15,984	16,218	16,452	16,686
39100	39100-Office Furniture & Equipment	3,390,686	3,968,772	3,215,531	3,241,564	3,267,597	3,293,629	3,319,662	3,346,295	3,373,828	3,409,981	3,446,717	3,484,033	3,521,727	3,559,896	3,598,464	3,637,623
39102	39102-Remittance Processing Equipme	1	1	1	1	1	1	1	1	1	1	1	1	1	1	1	1
39103	39103-Office Furn. - Copiers & Type	0	0	0	0	0	0	0	0	0	0	0	0	0	0	0	0
39104	39104-G-Office Furniture & Equip.	49,636	55,337	47,491	47,836	48,182	48,527	48,872	49,217	49,562	49,953	50,343	50,734	51,125	51,515	51,906	52,297
39120	Off Furn & Equip-AEAM	174,894	199,159	166,811	168,031	169,251	170,471	171,691	172,911	174,128	175,821	177,515	179,208	180,901	182,595	184,288	185,982
39200	39200-Transportation Equipment	203,447	227,799	196,024	197,108	198,191	199,275	200,358	201,441	202,528	204,181	205,834	207,488	209,141	210,794	212,447	214,100
39300	39300-Stores Equipment	-	-	-	-	-	-	-	-	-	-	-	-	-	-	-	-
39400	39400-Tools, Shop, & Garage Equip.	39,979	27,293	58,129	58,637	59,126	59,506	59,885	60,265	22,472	22,799	23,127	23,454	23,782	24,109	24,437	24,764
39420	Tools And Garage-AEAM	388	388	388	388	388	388	388	388	388	388	388	388	388	388	388	388
39500	39500-Laboratory Equipment	-	-	-	-	-	-	-	-	-	-	-	-	-	-	-	-
39700	39700-Communication Equipment	99,916	151,027	82,488	85,201	87,914	90,628	93,341	96,150	98,953	102,256	105,595	108,970	112,368	115,794	119,245	122,732
39720	Commun Equip AEAM	8,502	14,552	6,734	6,978	7,221	7,465	7,708	7,952	8,195	8,628	9,062	9,496	9,929	10,363	10,797	11,230
39800	39800-Miscellaneous Equipment	42,277	51,352	39,897	40,200	40,503	40,806	41,109	41,411	41,713	42,365	43,016	43,667	44,318	44,969	45,620	46,272
39820	Misc Equip - AEAM	2,470	3,359	2,240	2,269	2,298	2,327	2,356	2,385	2,414	2,478	2,542	2,605	2,669	2,733	2,797	2,861
39900	39900-Other Tangible Equipm	(0)	(0)	(0)	(0)	(0)	(0)	(0)	(0)	(0)	(0)	(0)	(0)	(0)	(0)	(0)	(0)
39901	39901-Oth Tang Prop - Servers - H/W	3,105,505	9,188,701	960,871	1,292,537	1,624,220	1,970,108	2,299,426	2,628,744	2,957,282	3,380,832	3,804,386	4,227,944	4,651,506	5,075,071	5,498,639	5,922,212
39902	39902-Oth Tang Prop - Servers - S/W	7,588,659	10,970,430	7,156,524	7,211,895	7,256,561	7,297,772	7,308,327	7,310,505	7,420,940	7,546,378	7,688,415	7,846,939	8,016,207	8,198,977	8,393,125	8,604,095
39903	39903-Oth Tang Prop - Network - H/W	1,179,912	1,810,018	950,434	988,014	1,025,605	1,063,193	1,100,781	1,139,476	1,177,392	1,216,583	1,255,981	1,295,583	1,335,319	1,375,223	1,415,269	1,455,524
39904	39904-Oth Tang Prop - CPU	-	-	-	-	-	-	-	-	-	-	-	-	-	-	-	-
39905	39905-Oth Tang Prop - MF Hardware	-	-	-	-	-	-	-	-	-	-	-	-	-	-	-	-
39906	39906-Oth Tang Prop - PC Hardware	800,556	1,835,232	467,369	518,327	569,285	620,243	671,200	722,158	773,421	841,289	909,140	976,975	1,044,799	1,112,610	1,180,410	1,248,194
39907	39907-Oth Tang Prop - PC Software	58,407	69,666	54,576	55,180	55,784	56,388	56,993	57,597	58,173	58,914	59,655	60,396	61,137	61,878	62,619	63,361
39908	39908-Oth Tang Prop - Appl Software	59,271,506	68,468,562	55,955,108	56,487,208	57,010,476	57,542,212	58,073,976	58,608,698	59,143,703	59,749,409	60,359,065	60,972,643	61,588,778	62,208,125	62,830,179	63,456,236
39909	39909-Oth Tang Prop - Mainframe S/W	-	-	-	-	-	-	-	-	-	-	-	-	-	-	-	-
39921	Servers-Hardware-AEAM	1,273,228	2,973,262	1,026,921	1,048,964	1,071,008	1,093,051	1,130,885	1,168,720	1,206,440	1,268,436	1,338,742	1,417,301	1,501,238	1,591,933	1,688,324	1,793,135
39922	Servers-Software-AEAM	2,600,616	3,297,486	2,338,415	2,380,523	2,422,630	2,464,737	2,506,845	2,548,952	2,590,946	2,639,008	2,687,069	2,735,130	2,783,191	2,831,252	2,879,313	2,927,374
39923	Network Hardware-AEAM	110,464	235,281	84,553	88,091	91,629	95,168	98,706	102,244	107,135	112,525	118,306	124,477	130,900	137,643	144,654	152,061
39924	39924-Oth Tang Prop - Gen.	-	-	-	-	-	-	-	-	-	-	-	-	-	-	-	-
39926	Pc Hardware-AEAM	21,223	55,552	7,856	10,143	12,430	14,716	16,922	19,086	21,257	23,445	25,633	27,821	30,009	32,198	34,386	36,574
39928	Application SW-AEAM	21,092,569	23,751,640	20,086,966	20,246,434	20,411,118	20,571,209	20,731,300	20,891,390	21,050,761	21,236,935	21,423,109	21,609,283	21,795,457	21,981,631	22,167,805	22,353,979
39931	ALGN-Servers-Hardware	224,672	272,251	207,250	210,044	212,819	215,589	218,324	221,053	223,781	227,076	230,371	233,665	236,960	240,255	243,549	246,844
39932	ALGN-Servers-Software	409,062	510,540	369,042	375,611	382,181	388,750	395,320	401,889	408,454	415,398	422,342	429,287	436,231	443,175	450,119	457,063
39938	ALGN-Application SW	11,469,285	13,379,900	10,718,979	10,841,158	10,963,336	11,085,515	11,207,693	11,329,871	11,451,895	11,584,794	11,717,693	11,850,592	11,983,491	12,116,391	12,249,290	12,382,189
RWIP	RWIP	-	-	-	-	-	-	-	-	-	-	-	-	-	-	-	-
ADJ	WTW Adjustment (1)	433,039	201,054	525,833	510,367	494,901	479,436	463,970	448,504	433,039	417,573	402,107	386,642	371,176	355,710	340,245	324,779
002 - Dallas Atmos Rate Division Total		**130,720,742**	**160,125,640**	**121,402,317**	**122,835,501**	**124,254,181**	**125,687,372**	**127,089,041**	**128,525,662**	**130,031,625**	**131,858,490**	**133,716,350**	**135,604,996**	**137,513,704**	**139,447,621**	**141,402,787**	**143,389,361**
				(121,402,317)	**(122,835,501)**	**(124,254,181)**	**(125,687,372)**	**(127,089,041)**	**(128,525,662)**	**(130,031,625)**							
012 - Call Center Division				**-**	**0.03**	**0.04**	**0.04**	**0.04**	**0.05**	**0.05**							
38900	38900-Land	-	-	-	-	-	-	-	-	-	-	-	-	-	-	-	-
38910	38910-CKV-Land & Land Rights	-	-	-	-	-	-	-	-	-	-	-	-	-	-	-	-
39000	39000-Structures & Improvements	4,306,577	4,721,951	4,113,269	4,147,444	4,181,618	4,215,792	4,249,967	4,284,198	4,318,430	4,345,291	4,372,155	4,399,023	4,425,894	4,452,770	4,479,651	4,506,539
39009	39009-Improv. to Leased Premises	2,351,868	2,539,584	2,282,699	2,293,491	2,304,284	2,315,076	2,325,868	2,336,660	2,347,366	2,360,920	2,374,475	2,388,029	2,401,583	2,415,138	2,428,692	2,442,246
39010	39010-CKV-Structures & Improvements	5,183,396	5,571,249	4,997,524	5,030,716	5,063,908	5,097,099	5,130,291	5,163,483	5,196,675	5,221,647	5,246,618	5,271,590	5,296,562	5,321,533	5,346,505	5,371,476
39100	39100-Office Furniture & Equipment	1,516,252	1,731,519	1,444,328	1,455,203	1,466,077	1,476,952	1,487,826	1,498,701	1,509,549	1,524,566	1,539,582	1,554,599	1,569,615	1,584,632	1,599,648	1,614,664
39101	Office Furniture And	-	-	-	-	-	-	-	-	-	-	-	-	-	-	-	-
39102	Remittance Processing	-	-	-	-	-	-	-	-	-	-	-	-	-	-	-	-
39103	39103-Office Furn. - Copiers & Type	-	-	-	-	-	-	-	-	-	-	-	-	-	-	-	-
39110	CKV-Office Furn & Eq	125,683	190,863	116,176	118,522	120,868	112,687	115,000	117,775	120,546	124,694	128,888	133,151	137,452	141,833	146,288	150,845
39210	CKV-Transportation Eq	80,359	75,449	96,728	96,728	96,728	75,443	75,449	75,449	75,449	75,449	75,449	75,449	75,449	75,449	75,449	75,449
39410	CKV-Tools Shop Garage	297,770	355,631	318,795	325,006	331,217	337,447	343,677	350,003	244,096	251,509	258,934	266,378	273,833	281,308	288,803	296,325
39510	CKV-Laboratory Equip	125	125	125	125	125	125	125	125	125	125	125	125	125	125	125	125
39700	39700-Communication Equipment	1,687,314	1,841,419	1,630,987	1,639,902	1,648,818	1,657,734	1,666,649	1,675,538	1,684,352	1,695,066	1,705,779	1,716,492	1,727,206	1,737,919	1,748,633	1,759,346
39710	39710-CKV-Communication Equipmen	(44,005)	(36,509)	(46,782)	(46,340)	(45,898)	(45,456)	(45,014)	(44,572)	(44,131)	(43,611)	(43,091)	(42,571)	(42,052)	(41,532)	(41,012)	(40,492)
39800	39800-Miscellaneous Equipment	28,200	39,379	25,351	25,704	26,058	26,411	26,765	27,118	27,471	28,275	29,080	29,884	30,689	31,493	32,298	33,102
39810	CKV-Misc Equipment	209,944	267,291	198,250	199,499	200,747	201,996	203,245	204,578	205,909	209,636	213,394	217,201	221,034	224,921	228,860	232,869
39900	39900-Other Tangible Property	(154,265)	(154,265)	(154,265)	(154,265)	(154,265)	(154,265)	(154,265)	(154,265)	(154,265)	(154,265)	(154,265)	(154,265)	(154,265)	(154,265)	(154,265)	(154,265)
39901	39901-Oth Tang Prop - Servers - H/W	2,933,098	3,858,466	2,546,246	2,611,428	2,676,609	2,741,791	2,806,973	2,872,154	2,937,125	2,999,753	3,062,381	3,125,010	3,187,638	3,250,266	3,312,894	3,375,522
39902	39902-Oth Tang Prop - Servers - S/W	1,812,647	1,836,405	1,785,106	1,788,268	1,791,430	1,794,592	1,797,754	1,800,915	1,804,077	1,820,241	1,836,405	1,836,405	1,836,405	1,836,405	1,836,405	1,836,405
39903	39903-Oth Tang Prop - Network - H/W	240,991	328,608	208,809	214,053	219,297	224,541	229,784	235,028	240,297	245,978	251,659	257,340	263,020	268,701	274,382	280,063
39906	39906-Oth Tang Prop - PC Hardware	205,308	580,541	100,253	114,989	129,725	144,461	159,197	173,933	188,792	213,788	238,783	263,778	288,773	313,768	338,763	363,758
39907	39907-Oth Tang Prop - PC Software	(57,199)	(57,199)	(57,199)	(57,199)	(57,199)	(57,199)	(57,199)	(57,199)	(57,199)	(57,199)	(57,199)	(57,199)	(57,199)	(57,199)	(57,199)	(57,199)
39908	39908-Oth Tang Prop - Appl Software	67,648,850	77,147,188	64,133,689	64,688,524	65,250,918	65,806,165	66,361,413	66,916,671	67,503,126	68,157,117	68,811,630	69,466,944	70,122,683	70,779,331	71,436,832	72,095,495
39910	39910-CKV-Other Tangible Property	156,968	199,513	143,775	145,849	147,923	149,997	152,071	154,145	156,216	158,682	161,185	163,743	166,330	168,979	171,688	174,476
39916	39916-CKV-Oth Tang Prop-PC Hardwa	72,378	98,415	65,196	66,194	67,191	68,188	69,185	70,183	71,185	72,922	74,660	76,397	78,135	79,872	81,609	83,347
39917	39917-CKV-Oth Tang Prop-PC Softwar	(27,016)	(26,573)	(27,152)	(27,132)	(27,112)	(27,092)	(27,072)	(27,052)	(27,032)	(27,002)	(26,972)	(26,943)	(26,913)	(26,884)	(26,854)	(26,825)
39918	CKV-Oth Tang Prop-App	(9,966)	(9,966)	(9,966)	(9,966)	(9,966)	(9,966)	(9,966)	(9,966)	(9,966)	(9,966)	(9,966)	(9,966)	(9,966)	(9,966)	(9,966)	(9,966)
39924	Oth Tang Prop - Gen.	-	-	-	-	-	-	-	-	-	-	-	-	-	-	-	-
RWIP	RWIP	-	-	-	-	-	-	-	-	-	-	-	-	-	-	-	-
012 - Call Center Division Total		**88,565,275**	**101,099,083**	**83,911,941**	**84,666,741**	**85,429,100**	**86,152,519**	**86,907,722**	**87,663,605**	**88,338,194**	**89,213,616**	**90,089,688**	**90,950,594**	**91,812,030**	**92,674,597**	**93,538,229**	**94,403,308**

				(83,911,941)	(84,666,741)	(85,429,100)	(86,152,519)	(86,907,722)	(87,663,605)	(88,338,194)							
				-	-	-	-	-	-	-							
091 - Brentwood Division																	
091 - Brentwood Division Total		**185,626**	**204,221**	**191,074**	**193,514**	**195,953**	**175,067**	**177,356**	**179,645**	**181,890**	**183,190**	**184,490**	**185,791**	**187,091**	**188,391**	**189,691**	**190,992**
				(191,074)	**(193,514)**	**(195,953)**	**(175,067)**	**(177,356)**	**(179,645)**	**(181,890)**							
				-	0	(0)	(0)	-	-	-							
009 - WKG Division																	
30100	30100-Organization	8,330	8,330	8,330	8,330	8,330	8,330	8,330	8,330	8,330	8,330	8,330	8,330	8,330	8,330	8,330	8,330
30200	30200-Franchises & Consents	119,853	119,853	119,853	119,853	119,853	119,853	119,853	119,853	119,853	119,853	119,853	119,853	119,853	119,853	119,853	119,853
32540	32540-Rights-of-Way	-	-	-	-	-	-	-	-	-	-	-	-	-	-	-	-
33202	33202-Tributary Lines	-	-	-	-	-	-	-	-	-	-	-	-	-	-	-	-
33400	33400-Field Meas. & Reg. Sta. Equip	-	-	-	-	-	-	-	-	-	-	-	-	-	-	-	-
35010	35010-Land	-	-	-	-	-	-	-	-	-	-	-	-	-	-	-	-
35020	35020-Rights of Ways	4,161	4,200	4,145	4,147	4,150	4,153	4,155	4,158	4,161	4,163	4,166	4,169	4,171	4,174	4,177	4,179
35100	35100-Structures & Improvements	7,496	7,863	7,349	7,373	7,398	7,422	7,447	7,471	7,496	7,520	7,544	7,569	7,593	7,618	7,642	7,667
35102	35102-Compressor Station Equipment	116,649	120,440	115,322	115,497	115,672	115,847	116,102	116,357	116,612	116,867	117,122	117,378	117,633	117,888	118,143	118,398
35103	35103-Meas. & Reg. Sta. Structures	20,546	20,864	20,418	20,440	20,461	20,482	20,503	20,524	20,546	20,567	20,588	20,609	20,631	20,652	20,673	20,694
35104	35104-Other Structures	103,632	106,003	102,684	102,842	103,000	103,158	103,316	103,474	103,632	103,790	103,949	104,107	104,265	104,423	104,581	104,739
35200	35200-Wells	2,199,315	2,463,749	2,129,327	2,121,574	2,136,378	2,151,182	2,165,986	2,180,790	2,195,595	2,210,399	2,225,203	2,242,589	2,259,974	2,277,359	2,294,744	2,312,130
35201	35201-Well Construction	1,468,528	1,502,528	1,454,928	1,457,195	1,459,461	1,461,728	1,463,995	1,466,261	1,468,528	1,470,795	1,473,061	1,475,328	1,477,595	1,479,861	1,482,128	1,484,395
35202	35202-Well Equipment	462,849	474,361	458,245	459,012	459,779	460,547	461,314	462,081	462,849	463,616	464,384	465,151	465,918	466,686	467,453	468,221
35203	35203-Cushion Gas	673,339	702,999	661,475	663,453	665,430	667,407	669,385	671,362	673,339	675,316	677,294	679,271	681,248	683,226	685,203	687,180
35210	35210-Leaseholds	166,079	167,328	165,579	165,662	165,745	165,829	165,912	165,995	166,079	166,162	166,245	166,329	166,412	166,495	166,579	166,662
35211	35211-Storage Rights	43,995	44,691	43,716	43,763	43,809	43,856	43,902	43,948	43,995	44,041	44,088	44,134	44,181	44,227	44,273	44,320
35301	35301-Field Lines	102,804	105,566	101,699	101,884	102,068	102,252	102,436	102,620	102,804	102,988	103,172	103,356	103,541	103,725	103,909	104,093
35302	35302-Tributary Lines	150,450	153,747	149,131	149,351	149,571	149,791	150,010	150,230	150,450	150,670	150,890	151,109	151,329	151,549	151,769	151,989
35400	35400-Compressor Station Equipment	343,290	682,172	278,163	286,853	295,494	304,148	312,802	321,455	330,109	338,805	347,501	373,245	398,989	424,733	450,477	476,220
35500	35500-Meas. & Reg. Equipment	160,676	167,060	158,123	158,549	158,974	159,400	159,825	160,251	160,676	161,102	161,528	161,953	162,379	162,804	163,230	163,655
35600	35600-Purification Equipment	281,143	322,628	264,550	267,315	270,081	272,846	275,612	278,378	281,143	283,909	286,675	289,440	292,206	294,971	297,737	300,503
36510	36510-Land & Land Rights	-	-	-	-	-	-	-	-	-	-	-	-	-	-	-	-
36520	36520-Rights-Of-Way	578,193	587,414	574,505	575,120	575,735	576,349	576,964	577,579	578,193	578,808	579,423	580,037	580,652	581,267	581,881	582,496
36602	36602-Structures & Improvements	24,310	29,122	23,717	23,764	23,810	23,856	23,902	23,948	23,994	24,040	24,251	24,626	25,001	25,375	25,750	26,125
36603	36603-Other Structures	62,894	62,894	62,894	62,894	62,894	62,894	62,894	62,894	62,894	62,894	62,894	62,894	62,894	62,894	62,894	62,894
36700	36700-Mains - Cathodic Protection	31,316	33,163	30,576	30,700	30,823	30,946	31,069	31,192	31,316	31,439	31,562	31,685	31,808	31,932	32,055	32,178
36701	36701-Mains - Steel	17,564,098	18,044,112	17,372,092	17,404,093	17,436,094	17,468,095	17,500,096	17,532,097	17,564,098	17,596,099	17,628,100	17,660,101	17,692,102	17,724,103	17,756,103	17,788,104
36703	36703-Mains - Anodes	10,762	11,180	10,484	10,530	10,577	10,623	10,669	10,716	10,762	10,809	10,855	10,901	10,948	10,994	11,041	11,087
36900	36900-Meas. & Reg. Sta. Equipment	575,818	620,559	557,922	560,905	563,887	566,870	569,853	572,835	575,818	578,801	581,784	584,766	587,749	590,732	593,714	596,697
36901	36901-Meas. & Reg. Sta. Equipment	1,972,967	2,023,747	1,952,655	1,956,040	1,959,425	1,962,811	1,966,196	1,969,581	1,972,967	1,976,352	1,979,737	1,983,123	1,986,508	1,989,893	1,993,279	1,996,664
37400	37400-Land & Land Rights	-	-	-	-	-	-	-	-	-	-	-	-	-	-	-	-
37401	37401-Land	-	-	-	-	-	-	-	-	-	-	-	-	-	-	-	-
37402	37402-Land Rights	574,467	644,160	542,856	548,393	553,930	559,467	565,005	570,542	576,081	580,619	585,158	589,697	594,235	598,774	603,312	607,851
37403	37403-Land Other	-	-	-	-	-	-	-	-	-	-	-	-	-	-	-	-
37500	37500-Structures & Improvements	130,324	136,375	127,903	128,307	128,710	129,114	129,517	129,920	130,324	130,727	131,131	131,534	131,937	132,341	132,744	133,148
37501	37501-Structures & Improvements T.B	79,974	81,770	79,255	79,375	79,495	79,614	79,734	79,854	79,974	80,094	80,213	80,333	80,453	80,573	80,692	80,812
37502	37502-Land Rights	39,878	40,711	39,545	39,601	39,656	39,712	39,767	39,823	39,878	39,934	39,989	40,045	40,100	40,156	40,211	40,267
37503	37503-Improvements	2,132	2,204	2,103	2,108	2,113	2,118	2,123	2,127	2,132	2,137	2,142	2,147	2,151	2,156	2,161	2,166
37600	37600-Mains - Cathodic Protection	1,593,572	1,792,334	1,515,531	1,528,229	1,541,029	1,553,787	1,566,681	1,579,887	1,593,219	1,606,494	1,619,768	1,633,042	1,646,317	1,659,591	1,672,865	1,686,140
37601	37601-Mains - Steel	27,044,796	30,950,942	25,655,471	25,926,946	26,157,815	26,428,004	26,546,696	26,731,284	26,832,801	27,124,749	27,405,878	27,754,874	28,047,075	28,339,276	28,631,477	28,923,678
37602	37602-Mains - Plastic	23,833,973	28,052,270	22,024,033	22,327,067	22,656,760	22,981,178	23,277,229	23,600,676	23,896,972	24,171,108	24,426,789	24,701,549	24,980,382	25,259,325	25,538,587	25,818,103
37603	37603 - Mains - Anodes	1,729,472	1,851,162	1,664,055	1,678,869	1,693,682	1,707,094	1,718,537	1,733,487	1,735,662	1,732,053	1,742,796	1,758,836	1,765,848	1,772,454	1,779,756	1,787,483
37604	37604-Mains - Leak Clamps	5,433,245	5,615,083	5,905,391	5,750,194	5,536,306	5,531,082	5,508,683	5,471,412	5,190,715	5,219,006	5,247,298	5,275,589	5,303,880	5,332,171	5,360,462	5,388,753
37800	37800-Meas. & Reg. Sta. Eq-General	4,733,933	5,288,177	4,498,884	4,547,045	4,536,702	4,584,801	4,632,903	4,681,005	4,728,879	4,769,743	4,817,240	4,864,737	4,912,233	4,959,730	5,007,226	5,054,723
37900	37900-Meas. & Reg. - City Gate	1,234,909	1,456,651	1,153,370	1,166,957	1,180,544	1,194,132	1,207,720	1,221,308	1,234,896	1,248,492	1,262,088	1,275,684	1,289,280	1,302,876	1,316,472	1,330,068
37905	37905-Meas. & Reg. Sta. Equip T.B.	1,021,749	1,068,358	1,003,106	1,006,213	1,009,320	1,012,428	1,015,535	1,018,642	1,021,749	1,024,857	1,027,964	1,031,071	1,034,178	1,037,286	1,040,393	1,043,500
38000	38000-Services	37,126,547	38,828,841	36,451,873	36,750,648	37,167,378	36,812,629	37,015,447	37,268,233	37,006,648	37,055,448	37,191,203	37,308,664	37,426,133	37,532,359	37,658,454	37,795,622
38100	38100-Meters	22,286,832	23,998,006	21,436,514	21,607,951	21,774,582	21,915,125	22,052,602	22,144,355	22,231,968	22,360,653	22,557,775	22,720,961	22,848,809	22,973,183	23,104,335	23,239,604
38200	38200-Meter Installations	20,641,923	22,719,274	19,896,117	20,037,653	20,177,387	20,290,829	20,400,485	20,473,333	20,533,085	20,699,891	20,866,625	21,033,506	21,172,920	21,311,330	21,451,840	21,593,464
38300	38300-House Regulators	373,790	469,350	814,638	323,458	329,805	327,048	328,122	324,342	313,351	323,751	334,151	344,551	354,950	365,350	375,750	386,150
38400	38400-House Reg. Installations	114,584	130,024	108,622	109,573	110,538	111,509	112,493	113,503	114,522	115,556	116,589	117,623	118,656	119,689	120,723	121,756
38500	38500-Ind. Meas. & Reg. Sta. Equip	2,986,225	3,090,645	2,995,275	3,003,144	3,011,039	2,944,677	2,952,764	2,960,888	2,968,970	2,977,081	2,985,193	2,993,305	3,001,416	3,009,528	3,017,640	3,025,751
38900	38900-Land & Land Rights	-	-	-	-	-	-	-	-	-	-	-	-	-	-	-	-
39000	39000-Structures & Improvements	1,690,038	1,968,463	1,579,537	1,597,836	1,616,136	1,634,436	1,652,937	1,671,438	1,689,943	1,708,446	1,726,950	1,745,453	1,763,957	1,782,460	1,800,964	1,819,467
39002	39002-Structures - Brick	113,558	118,817	111,455	111,805	112,156	112,507	112,857	113,208	113,558	113,909	114,259	114,610	114,960	115,311	115,662	116,012

39003	39003-Improvements	308,448	335,075	297,797	299,572	301,347	303,122	304,897	306,673	308,448	310,223	311,998	313,773	315,548	317,324	319,099	320,874
39004	39004-Air Conditioning Equipment	8,224	8,916	7,947	7,994	8,040	8,086	8,132	8,178	8,224	8,270	8,316	8,362	8,408	8,455	8,501	8,547
39009	39009-Improv. to Leased Premises	1,267,195	1,267,195	1,267,195	1,267,195	1,267,195	1,267,195	1,267,195	1,267,195	1,267,195	1,267,195	1,267,195	1,267,195	1,267,195	1,267,195	1,267,195	1,267,195
39100	39100-Office Furniture & Equipment	1,360,179	1,473,706	1,314,880	1,322,382	1,329,933	1,337,486	1,345,040	1,352,594	1,360,147	1,367,718	1,375,288	1,382,859	1,390,429	1,398,000	1,405,571	1,413,141
39103	Office Machines			-	-	-	-	-	-	-	-	-	-	-	-	-	-
39200	39200-Transportation Equipment	65,763	75,817	61,741	62,411	63,082	63,752	64,422	65,093	65,763	66,433	67,103	67,774	68,444	69,114	69,784	70,455
39202	39202-WKG Trailers	6,623	8,658	5,809	5,944	6,080	6,216	6,351	6,487	6,623	6,758	6,894	7,030	7,166	7,301	7,437	7,573
39400	39400-Tools, Shop, & Garage Equip.	2,872,494	3,345,740	2,689,000	2,714,392	2,746,998	2,779,611	2,812,225	2,844,838	2,866,235	2,899,823	2,929,859	2,963,859	2,997,859	3,031,860	3,065,860	3,099,860
39603	39603-Ditchers	-	-	-	-	-	-	-	-	-	-	-	-	-	-	-	-
39604	39604-Backhoes	-	-	-	-	-	-	-	-	-	-	-	-	-	-	-	-
39605	39605-Welders	-	-	-	-	-	-	-	-	-	-	-	-	-	-	-	-
39700	39700-Communication Equipment	330,551	366,653	316,289	318,653	321,017	323,381	325,745	328,109	330,474	332,885	335,297	337,709	340,121	342,533	344,945	347,357
39701	Communication Equip.	-	-	-	-	-	-	-	-	-	-	-	-	-	-	-	-
39702	Communication Equip.	-	-	-	-	-	-	-	-	-	-	-	-	-	-	-	-
39705	39705-Comm. Equip. - Telemetering	-	-	-	-	-	-	-	-	-	-	-	-	-	-	-	-
39800	39800-Miscellaneous Equipment	1,315,747	1,548,948	1,235,731	1,248,946	1,262,284	1,274,400	1,285,413	1,299,477	1,313,573	1,328,284	1,340,050	1,354,897	1,371,057	1,387,217	1,403,377	1,419,537
39901	Servers Hardware	19,809	21,595	18,278	18,533	18,789	19,044	19,299	19,554	19,809	20,064	20,319	20,575	20,830	21,085	21,340	21,595
39902	Servers Software	-	-	-	-	-	-	-	-	-	-	-	-	-	-	-	-
39903	39903-Oth Tang Prop - Network - H/W	-	-	-	-	-	-	-	-	-	-	-	-	-	-	-	-
39906	39906-Oth Tang Prop - PC Hardware	495,078	530,003	509,873	525,120	540,366	555,612	557,899	572,881	420,299	431,355	442,410	453,466	464,521	475,577	486,632	497,688
39907	39907-Oth Tang Prop - PC Software	-	-	-	-	-	-	-	-	-	-	-	-	-	-	-	-
39908	39908-Oth Tang Prop - Appl Software	-	-	-	-	-	-	-	-	-	-	-	-	-	-	-	-
RWIP	RWIP	(1,782,539)	(1,655,581)	(1,884,164)	(1,941,973)	(2,083,187)	(1,972,224)	(1,923,281)	(1,779,119)	(1,655,581)	(1,655,581)	(1,655,581)	(1,655,581)	(1,655,581)	(1,655,581)	(1,655,581)	(1,655,581)
009 - Kentucky Division Total		**186,306,986**	**204,216,911**	**180,273,795**	**180,997,677**	**182,145,927**	**182,937,645**	**184,083,702**	**185,385,609**	**185,582,775**	**186,776,311**	**188,110,547**	**189,511,778**	**190,789,780**	**192,051,762**	**193,343,505**	**194,652,233**
PRP Reserve Oct 22 - June 24 Adj																	
	37601-Mains - Steel			***(2,612,189)***	***(2,623,982)***	***(2,627,329)***	***(2,657,107)***	***(2,987,194)***	***(3,024,997)***	***(3,293,622)***							
	37602-Mains - Plastic			***(1,447,694)***	***(1,443,432)***	***(1,471,218)***	***(1,499,484)***	***(1,524,605)***	***(1,549,993)***	***(1,646,686)***							
	37800-Meas. And Reg. Sta. E			***(2,625)***	***(2,629)***	***(2,634)***	***(2,639)***	***(2,644)***	***(2,649)***	***(2,654)***							
	38000-Services			***(4,621,155)***	***(5,142,330)***	***(5,197,932)***	***(6,174,900)***	***(6,503,720)***	***(6,507,916)***	***(6,953,341)***							
	Total PRP			***(8,683,663)***	***(9,212,373)***	***(9,299,113)***	***(10,334,131)***	***(11,018,163)***	***(11,085,555)***	***(11,896,302)***							
Per Books Total KY Division		**186,317,118**	**204,310,994**	**171,590,132**	**171,785,304**	**172,846,814**	**172,603,514**	**173,065,539**	**174,300,054**	**173,686,473**	**186,782,583**	**188,123,091**	**189,530,595**	**190,814,869**	**192,083,122**	**193,381,138**	**194,696,138**
	Check			**(171,590,132)**	**(171,785,304)**	**(172,846,814)**	**(172,603,514)**	**(173,065,539)**	**(174,300,054)**	**(173,686,473)**							
	GRV	85,094	91,895	82,246	82,730	83,214	83,698	84,181	84,665	85,149	85,599	86,049	86,499	86,948	87,398	87,848	88,298
	AEAM	1,414,958	1,708,582	1,327,432	1,340,361	1,353,583	1,366,547	1,380,390	1,394,231	1,408,095	1,425,224	1,442,839	1,460,938	1,479,351	1,498,161	1,517,304	1,536,940
	ALGN	435,701	509,848	406,623	411,358	416,093	420,828	425,561	430,294	435,021	440,174	445,327	450,480	455,633	460,786	465,939	471,091
	002 - Dallas Atmos Rate Division	3,980,026	4,971,696	3,667,510	3,715,591	3,762,774	3,810,828	3,856,729	3,904,227	3,954,877	4,017,070	4,080,280	4,144,500	4,209,379	4,275,085	4,341,489	4,408,923
	CKV	180,340	199,378	174,591	175,979	177,367	177,807	179,194	180,601	178,660	179,999	181,342	182,688	184,040	185,396	186,758	188,126
	012 - Call Center Division	4,449,250	5,087,092	4,208,809	4,246,998	4,285,594	4,323,805	4,362,015	4,400,228	4,440,110	4,484,855	4,529,630	4,573,560	4,617,535	4,661,532	4,705,579	4,749,672
	091 - Brentwood Division	92,784	102,294	95,480	96,699	97,918	87,481	88,625	89,768	90,890	91,556	92,223	92,889	93,555	94,221	94,887	95,553
	009 - Kentucky Division	186,317,118	204,310,994	180,273,795	180,997,677	182,145,927	182,937,645	184,083,702	185,385,609	185,582,775	186,782,583	188,123,091	189,530,595	190,814,869	192,083,122	193,381,138	194,696,138
	TOTAL	**196,955,271**	**216,981,781**	**190,236,486**	**191,067,393**	**192,322,469**	**193,208,638**	**194,460,398**	**195,869,625**	**196,175,578**	**197,507,061**	**198,980,780**	**200,522,149**	**201,941,310**	**203,345,701**	**204,780,941**	**206,234,741**

002 - Dallas Atmos Rate Division
012 - Call Center Division
091 - Brentwood Division
009 - Kentucky Division

alance

Projected Feb-25	Projected Mar-25	Projected Apr-25
1,392,565	1,404,037	1,415,457
5,848,729	5,878,251	5,907,772
10,501,149	10,554,744	10,602,123
2,081	2,130	2,179
16,920	17,154	17,356
3,677,367	3,717,685	3,757,272
1	1	1
0	0	0
52,687	53,078	53,455
187,675	189,368	191,000
215,754	217,407	219,139
-	-	-
25,091	25,419	25,731
388	388	388
-	-	-
126,255	129,813	133,213
11,664	12,098	12,507
46,923	47,574	48,204
2,925	2,988	3,050
(0)	(0)	(0)
6,345,789	6,769,371	7,172,575
8,831,673	9,075,597	9,328,003
1,495,985	1,536,650	1,581,306
-	-	-
-	-	-
1,315,961	1,383,711	1,459,038
64,102	64,843	65,647
64,086,244	64,741,881	65,348,422
-	-	-
1,906,260	2,027,567	2,153,389
2,975,436	3,023,497	3,069,162
159,861	168,046	177,535
-	-	-
38,762	40,950	43,384
22,540,153	22,726,327	22,897,213
250,139	253,434	256,570
464,008	470,952	477,550
12,515,088	12,647,987	12,769,973
-	-	-
309,313	293,848	278,382
145,406,947	**147,476,793**	**149,466,995**

-	-	-
-	-	-
4,533,434	4,560,337	4,587,250
2,455,801	2,469,355	2,481,060
5,396,448	5,421,419	5,446,391
1,629,681	1,644,697	1,659,168
-	-	-
-	-	-
-	-	-
155,518	160,307	165,060
75,449	75,449	75,449
303,879	311,463	318,735
125	125	125
1,770,060	1,780,773	1,790,881
(39,972)	(39,452)	(38,962)
33,907	34,711	35,489
236,958	241,127	245,253
(154,265)	(154,265)	(154,265)
3,438,151	3,500,779	3,560,393
1,836,405	1,836,405	1,836,405
285,743	291,424	297,621
388,753	413,748	441,547
(57,199)	(57,199)	(57,199)
72,755,479	73,425,586	74,042,164
177,355	180,326	183,260
85,084	86,821	88,754
(26,795)	(26,766)	(26,734)
(9,966)	(9,966)	(9,966)
-	-	-
-	-	-
95,270,032	**96,147,206**	**96,967,880**

192,292	**193,592**	**195,378**
8,330	8,330	8,330
119,853	119,853	119,853
-	-	-
-	-	-
-	-	-
-	-	-
4,182	4,185	4,187
7,691	7,716	7,740
118,653	118,909	119,164
20,715	20,737	20,758
104,897	105,055	105,213
2,329,515	2,346,900	2,364,286
1,486,661	1,488,928	1,491,195
468,988	469,756	470,523
689,158	691,135	693,112
166,745	166,829	166,912
44,366	44,413	44,459
104,277	104,461	104,645
152,208	152,428	152,648
501,964	527,708	553,452
164,081	164,506	164,932
303,268	306,034	308,799
-	-	-
583,111	583,725	584,340
26,499	26,874	27,248
62,894	62,894	62,894
32,301	32,424	32,548
17,820,105	17,852,106	17,884,107
11,133	11,180	11,180
599,680	602,663	605,645
2,000,049	2,003,435	2,006,820
-	-	-
-	-	-
612,390	616,928	621,467
-	-	-
133,551	133,954	134,358
80,932	81,052	81,172
40,322	40,378	40,433
2,171	2,176	2,180
1,699,414	1,712,688	1,725,963
29,215,879	29,508,080	29,800,281
26,097,750	26,377,544	26,657,544
1,795,031	1,802,490	1,810,116
5,417,045	5,445,336	5,473,627
5,102,220	5,149,716	5,197,213
1,343,664	1,357,260	1,370,856
1,046,607	1,049,715	1,052,822
37,929,473	38,053,500	38,180,487
23,373,816	23,506,716	23,641,309
21,735,300	21,875,599	22,016,218
396,550	406,950	417,350
122,790	123,823	124,857
3,033,863	3,041,975	3,050,086
-	-	-
1,837,971	1,856,474	1,874,978
116,363	116,713	117,064

322,649	324,424	326,200
8,593	8,639	8,685
1,267,195	1,267,195	1,267,195
1,420,712	1,428,282	1,435,853
-	-	-
71,125	71,795	72,466
7,708	7,844	7,980
3,133,860	3,167,860	3,201,861
-	-	-
-	-	-
-	-	-
349,769	352,181	354,593
-	-	-
-	-	-
-	-	-
1,435,697	1,451,857	1,468,017
21,595	21,595	21,595
-	-	-
-	-	-
508,743	519,798	530,854
-	-	-
-	-	-
(1,655,581)	(1,655,581)	(1,655,581)
195,956,494	**197,248,142**	**198,545,088**
196,006,671	**197,304,591**	**198,607,810**
88,748	89,198	89,647
1,557,063	1,577,665	1,597,610
476,244	481,397	486,139
4,477,375	4,546,829	4,613,788
189,502	190,888	192,275
4,793,827	4,838,055	4,879,361
96,219	96,885	97,794
196,006,671	197,304,591	198,607,810
207,685,650	**209,125,508**	**210,564,424**

				Forecast Test Period							
Projected May-25	Projected Jun-25	Projected Jul-25	Projected Aug-25	Projected Sep-25	Projected Oct-25	Projected Nov-25	Projected Dec-25	Projected Jan-26	Projected Feb-26	Projected Mar-26	13-Month Average
1,426,834	1,438,147	1,449,414	1,460,647	1,471,844	1,483,016	1,494,156	1,505,269	1,516,342	1,527,376	1,538,371	**1,471,608**
5,937,294	5,966,816	5,996,338	6,025,860	6,055,381	6,084,903	6,114,425	6,143,947	6,173,469	6,202,991	6,232,512	**6,055,381**
10,650,434	10,700,104	10,750,729	10,802,113	10,854,233	10,906,896	10,960,241	11,014,161	11,068,931	11,124,540	11,180,975	**10,859,248**
2,228	2,276	2,325	2,374	2,423	2,472	2,521	2,570	2,618	2,667	2,716	**2,423**
17,558	17,760	17,962	18,164	18,367	18,569	18,771	18,973	19,175	19,377	19,579	**18,367**
3,797,485	3,838,608	3,880,372	3,922,644	3,965,410	4,008,540	4,052,127	4,096,099	4,140,642	4,185,746	4,231,405	**3,968,772**
1	1	1	1	1	1	1	1	1	1	1	**1**
0	0	0	0	0	0	0	0	0	0	0	**-**
53,831	54,208	54,584	54,961	55,337	55,714	56,090	56,467	56,843	57,220	57,596	**55,337**
192,632	194,264	195,896	197,528	199,159	200,791	202,423	204,055	205,687	207,319	208,950	**199,159**
220,871	222,603	224,335	226,067	227,799	229,531	231,263	232,995	234,727	236,459	238,192	**227,799**
-	-	-	-	-	-	-	-	-	-	-	**-**
26,044	26,356	26,668	26,981	27,293	27,606	27,918	28,230	28,543	28,855	29,168	**27,293**
388	388	388	388	388	388	388	388	388	388	388	**388**
-	-	-	-	-	-	-	-	-	-	-	**-**
136,651	140,144	143,674	147,235	150,826	154,438	158,078	161,741	165,437	169,168	172,931	**151,027**
12,916	13,325	13,734	14,143	14,552	14,961	15,370	15,780	16,189	16,598	17,007	**14,552**
48,833	49,463	50,092	50,722	51,352	51,981	52,611	53,240	53,870	54,500	55,129	**51,352**
3,112	3,174	3,235	3,297	3,359	3,421	3,482	3,544	3,606	3,667	3,729	**3,359**
(0)	(0)	(0)	(0)	(0)	(0)	(0)	(0)	(0)	(0)	(0)	**-**
7,575,784	7,979,001	8,382,222	8,785,446	9,188,675	9,591,906	9,995,141	10,398,379	10,801,621	11,204,867	11,608,118	**9,188,701**
9,597,929	9,893,422	10,206,854	10,534,573	10,876,127	11,227,890	11,592,480	11,967,883	12,359,268	12,766,433	13,189,129	**10,970,430**
1,626,212	1,671,483	1,717,011	1,762,742	1,808,671	1,854,746	1,901,004	1,947,416	1,994,057	2,040,923	2,088,010	**1,810,018**
-	-	-	-	-	-	-	-	-	-	-	**-**
-	-	-	-	-	-	-	-	-	-	-	**-**
1,534,344	1,609,621	1,684,877	1,760,117	1,835,340	1,910,552	1,985,749	2,060,934	2,136,100	2,211,248	2,286,379	**1,835,232**
66,450	67,254	68,058	68,862	69,666	70,470	71,274	72,077	72,881	73,685	74,489	**69,666**
65,958,990	66,575,435	67,196,003	67,819,855	68,446,887	69,076,265	69,708,592	70,343,404	70,981,889	71,624,002	72,269,684	**68,468,562**
-	-	-	-	-	-	-	-	-	-	-	**-**
2,287,997	2,435,427	2,591,852	2,755,442	2,925,971	3,101,618	3,283,699	3,471,202	3,666,719	3,870,150	4,081,370	**2,973,262**
3,114,826	3,160,491	3,206,156	3,251,821	3,297,486	3,343,151	3,388,816	3,434,481	3,480,145	3,525,810	3,571,475	**3,297,486**
187,498	198,153	209,295	220,823	232,727	244,906	257,434	270,254	283,507	297,187	311,289	**235,281**
-	-	-	-	-	-	-	-	-	-	-	**-**
45,818	48,251	50,685	53,119	55,552	57,986	60,420	62,853	65,287	67,721	70,154	**55,552**
23,068,098	23,238,984	23,409,869	23,580,755	23,751,640	23,922,526	24,093,411	24,264,297	24,435,183	24,606,068	24,776,954	**23,751,640**
259,706	262,842	265,978	269,114	272,251	275,387	278,523	281,659	284,795	287,931	291,068	**272,251**
484,148	490,746	497,344	503,942	510,540	517,138	523,736	530,333	536,931	543,529	550,127	**510,540**
12,891,958	13,013,944	13,135,929	13,257,915	13,379,900	13,501,886	13,623,871	13,745,857	13,867,842	13,989,828	14,111,813	**13,379,900**
-	-	-	-	-	-	-	-	-	-	-	**-**
262,916	247,451	231,985	216,519	201,054	185,588	170,122	154,657	139,191	123,725	108,260	**201,054**
151,489,787	**153,560,142**	**155,663,867**	**157,794,170**	**159,950,211**	**162,125,243**	**164,324,138**	**166,543,146**	**168,791,886**	**171,069,981**	**173,376,968**	**160,125,641**

-	-	-	-	-	-	-	-	-	-	-	**-**
-	-	-	-	-	-	-	-	-	-	-	**-**
4,614,170	4,641,099	4,668,034	4,694,973	4,721,918	4,748,864	4,775,816	4,802,773	4,829,737	4,856,708	4,883,687	**4,721,951**
2,492,764	2,504,469	2,516,174	2,527,879	2,539,584	2,551,288	2,562,993	2,574,698	2,586,403	2,598,107	2,609,812	**2,539,584**
5,471,363	5,496,334	5,521,306	5,546,277	5,571,249	5,596,220	5,621,192	5,646,163	5,671,135	5,696,107	5,721,078	**5,571,249**
1,673,638	1,688,108	1,702,579	1,717,049	1,731,519	1,745,990	1,760,460	1,774,930	1,789,401	1,803,871	1,818,342	**1,731,519**
-	-	-	-	-	-	-	-	-	-	-	**-**
-	-	-	-	-	-	-	-	-	-	-	**-**
-	-	-	-	-	-	-	-	-	-	-	**-**
169,935	174,924	180,011	185,152	190,370	195,624	200,954	206,357	211,858	217,470	223,194	**190,863**
75,449	75,449	75,449	75,449	75,449	75,449	75,449	75,449	75,449	75,449	75,449	**75,449**
326,039	333,373	340,733	348,107	355,501	362,905	370,329	377,773	385,242	392,741	400,269	**355,631**
125	125	125	125	125	125	125	125	125	125	125	**125**
1,800,989	1,811,096	1,821,204	1,831,311	1,841,419	1,851,527	1,861,634	1,871,742	1,881,850	1,891,957	1,902,065	**1,841,419**
(38,471)	(37,981)	(37,490)	(37,000)	(36,509)	(36,019)	(35,528)	(35,038)	(34,547)	(34,057)	(33,566)	**(36,509)**
36,267	37,045	37,823	38,601	39,379	40,156	40,934	41,712	42,490	43,268	44,046	**39,379**
249,463	253,752	258,109	262,503	266,950	271,422	275,947	280,522	285,165	289,884	294,682	**267,291**
(154,265)	(154,265)	(154,265)	(154,265)	(154,265)	(154,265)	(154,265)	(154,265)	(154,265)	(154,265)	(154,265)	**(154,265)**
3,620,008	3,679,622	3,739,237	3,798,851	3,858,466	3,918,080	3,977,695	4,037,309	4,096,924	4,156,538	4,216,153	**3,858,466**
1,836,405	1,836,405	1,836,405	1,836,405	1,836,405	1,836,405	1,836,405	1,836,405	1,836,405	1,836,405	1,836,405	**1,836,405**
303,819	310,016	316,213	322,410	328,608	334,805	341,002	347,199	353,396	359,594	365,791	**328,608**
469,346	497,145	524,943	552,742	580,541	608,339	636,138	663,937	691,735	719,534	747,333	**580,541**
(57,199)	(57,199)	(57,199)	(57,199)	(57,199)	(57,199)	(57,199)	(57,199)	(57,199)	(57,199)	(57,199)	**(57,199)**
74,660,065	75,279,202	75,899,407	76,520,201	77,141,830	77,763,850	78,386,703	79,010,340	79,635,044	80,260,960	80,888,094	**77,147,188**
186,289	189,407	192,600	195,836	199,131	202,454	205,837	209,275	212,790	216,391	220,079	**199,513**
90,686	92,618	94,551	96,483	98,415	100,347	102,280	104,212	106,144	108,076	110,009	**98,415**
(26,701)	(26,669)	(26,637)	(26,605)	(26,573)	(26,541)	(26,509)	(26,477)	(26,445)	(26,413)	(26,381)	**(26,573)**
(9,966)	(9,966)	(9,966)	(9,966)	(9,966)	(9,966)	(9,966)	(9,966)	(9,966)	(9,966)	(9,966)	**(9,966)**
-	-	-	-	-	-	-	-	-	-	-	**-**
-	-	-	-	-	-	-	-	-	-	-	**-**
97,790,217	**98,614,109**	**99,439,344**	**100,265,319**	**101,092,345**	**101,919,861**	**102,748,426**	**103,577,977**	**104,408,869**	**105,241,285**	**106,075,234**	**101,099,084**

197,163	198,949	200,734	202,520	204,305	206,038	207,772	209,505	211,239	212,972	214,706	204,221
8,330	8,330	8,330	8,330	8,330	8,330	8,330	8,330	8,330	8,330	8,330	**8,330**
119,853	119,853	119,853	119,853	119,853	119,853	119,853	119,853	119,853	119,853	119,853	**119,853**
-	-	-	-	-	-	-	-	-	-	-	**-**
-	-	-	-	-	-	-	-	-	-	-	**-**
-	-	-	-	-	-	-	-	-	-	-	**-**
-	-	-	-	-	-	-	-	-	-	-	**-**
4,190	4,193	4,195	4,198	4,200	4,203	4,206	4,208	4,211	4,214	4,216	**4,200**
7,765	7,789	7,814	7,838	7,863	7,887	7,912	7,936	7,961	7,985	8,010	**7,863**
119,419	119,674	119,929	120,184	120,440	120,695	120,950	121,205	121,460	121,715	121,971	**120,440**
20,779	20,800	20,821	20,843	20,864	20,885	20,906	20,927	20,949	20,970	20,991	**20,864**
105,371	105,529	105,687	105,845	106,003	106,161	106,319	106,477	106,636	106,794	106,952	**106,003**
2,381,671	2,400,345	2,419,018	2,440,251	2,461,483	2,482,715	2,503,948	2,525,180	2,546,412	2,567,645	2,588,877	**2,463,749**
1,493,461	1,495,728	1,497,995	1,500,261	1,502,528	1,504,795	1,507,061	1,509,328	1,511,595	1,513,861	1,516,128	**1,502,528**
471,291	472,058	472,826	473,593	474,361	475,128	475,895	476,663	477,430	478,198	478,965	**474,361**
695,090	697,067	699,044	701,021	702,999	704,976	706,953	708,931	710,908	712,885	714,863	**702,999**
166,995	167,078	167,162	167,245	167,328	167,412	167,495	167,578	167,662	167,745	167,828	**167,328**
44,505	44,552	44,598	44,645	44,691	44,738	44,784	44,830	44,877	44,923	44,970	**44,691**
104,829	105,014	105,198	105,382	105,566	105,750	105,934	106,118	106,302	106,486	106,671	**105,566**
152,868	153,087	153,307	153,527	153,747	153,967	154,186	154,406	154,626	154,846	155,066	**153,747**
579,196	604,940	630,684	656,428	682,172	707,916	733,660	759,403	785,147	810,891	836,635	**682,172**
165,358	165,783	166,209	166,634	167,060	167,485	167,911	168,336	168,762	169,188	169,613	**167,060**
311,565	314,331	317,096	319,862	322,628	325,393	328,159	330,924	333,690	336,456	339,221	**322,628**
-	-	-	-	-	-	-	-	-	-	-	**-**
584,955	585,570	586,184	586,799	587,414	588,028	588,643	589,258	589,872	590,487	591,102	**587,414**
27,623	27,998	28,372	28,747	29,122	29,496	29,871	30,245	30,620	30,995	31,369	**29,122**
62,894	62,894	62,894	62,894	62,894	62,894	62,894	62,894	62,894	62,894	62,894	**62,894**
32,671	32,794	32,917	33,040	33,163	33,287	33,410	33,533	33,656	33,779	33,903	**33,163**
17,916,108	17,948,109	17,980,110	18,012,111	18,044,112	18,076,113	18,108,114	18,140,115	18,172,116	18,204,117	18,236,118	**18,044,112**
11,180	11,180	11,180	11,180	11,180	11,180	11,180	11,180	11,180	11,180	11,180	**11,180**
608,628	611,611	614,593	617,576	620,559	623,542	626,524	629,507	632,490	635,472	638,455	**620,559**
2,010,205	2,013,591	2,016,976	2,020,361	2,023,747	2,027,132	2,030,517	2,033,903	2,037,288	2,040,673	2,044,059	**2,023,747**
-	-	-	-	-	-	-	-	-	-	-	**-**
-	-	-	-	-	-	-	-	-	-	-	**-**
626,006	630,544	635,083	639,622	644,160	648,699	653,238	657,776	662,315	666,853	671,392	**644,160**
-	-	-	-	-	-	-	-	-	-	-	**-**
134,761	135,165	135,568	135,971	136,375	136,778	137,182	137,585	137,988	138,392	138,795	**136,375**
81,291	81,411	81,531	81,651	81,770	81,890	82,010	82,130	82,250	82,369	82,489	**81,770**
40,489	40,544	40,600	40,655	40,711	40,766	40,822	40,877	40,933	40,989	41,044	**40,711**
2,185	2,190	2,195	2,200	2,204	2,209	2,214	2,219	2,224	2,228	2,233	**2,204**
1,739,237	1,752,511	1,765,786	1,779,060	1,792,334	1,805,609	1,818,883	1,832,157	1,845,432	1,858,706	1,871,980	**1,792,334**
30,092,482	30,364,949	30,657,376	30,939,462	30,674,628	30,973,543	31,272,459	31,571,374	31,870,290	32,169,205	32,468,120	**30,950,942**
26,937,761	27,218,126	27,498,714	27,779,416	28,034,015	28,318,247	28,602,665	28,887,268	29,170,902	29,456,010	29,741,303	**28,052,270**
1,817,967	1,825,714	1,833,716	1,841,422	1,849,464	1,858,236	1,867,100	1,876,055	1,885,103	1,894,243	1,903,475	**1,851,162**
5,501,918	5,530,209	5,558,500	5,586,792	5,615,083	5,643,374	5,671,665	5,699,956	5,728,247	5,756,539	5,784,830	**5,615,083**
5,244,709	5,292,206	5,339,703	5,387,199	5,161,025	5,209,043	5,257,061	5,305,079	5,353,096	5,401,114	5,449,132	**5,288,177**
1,384,452	1,399,775	1,415,098	1,430,420	1,450,584	1,470,748	1,490,912	1,511,183	1,531,454	1,551,724	1,571,995	**1,456,651**
1,055,929	1,059,036	1,062,144	1,065,251	1,068,358	1,071,465	1,074,573	1,077,680	1,080,787	1,083,894	1,087,002	**1,068,358**
38,312,511	38,440,703	38,574,784	38,693,872	38,822,001	38,952,277	39,083,389	39,215,338	39,348,123	39,481,744	39,616,202	**38,828,841**
23,778,157	23,914,349	24,053,072	24,188,641	23,663,510	23,816,487	23,970,457	24,125,419	24,281,374	24,438,322	24,596,262	**23,998,006**
22,157,362	22,298,364	22,440,000	22,579,625	22,720,327	22,860,211	23,000,196	23,140,282	23,280,469	23,420,757	23,561,146	**22,719,274**
427,750	438,150	448,550	458,950	469,350	479,750	490,150	500,550	510,949	521,349	531,749	**469,350**
125,890	126,924	127,957	128,991	130,024	131,057	132,091	133,124	134,158	135,191	136,225	**130,024**
3,058,198	3,066,310	3,074,421	3,082,533	3,090,645	3,098,756	3,106,868	3,114,980	3,123,091	3,131,203	3,139,315	**3,090,645**
-	-	-	-	-	-	-	-	-	-	-	**-**
1,893,481	1,911,985	1,930,488	1,948,992	1,967,945	1,986,897	2,005,850	2,024,803	2,043,755	2,062,708	2,081,660	**1,968,463**
117,414	117,765	118,115	118,466	118,817	119,167	119,518	119,868	120,219	120,569	120,920	**118,817**

327,975	329,750	331,525	333,300	335,075	336,851	338,626	340,401	342,176	343,951	345,727	**335,075**
8,731	8,777	8,823	8,869	8,916	8,962	9,008	9,054	9,100	9,146	9,192	**8,916**
1,267,195	1,267,195	1,267,195	1,267,195	1,267,195	1,267,195	1,267,195	1,267,195	1,267,195	1,267,195	1,267,195	**1,267,195**
1,443,423	1,450,994	1,458,565	1,466,135	1,473,706	1,481,276	1,488,847	1,496,418	1,503,988	1,511,559	1,519,129	**1,473,706**
-	-	-	-	-	-	-	-	-	-	-	
73,136	73,806	74,476	75,147	75,817	76,487	77,158	77,828	78,498	79,168	79,839	**75,817**
8,115	8,251	8,387	8,522	8,658	8,794	8,929	9,065	9,201	9,336	9,472	**8,658**
3,235,861	3,269,861	3,303,861	3,337,861	3,305,494	3,345,447	3,385,399	3,425,351	3,465,303	3,505,255	3,545,207	**3,345,740**
-	-	-	-	-	-	-	-	-	-	-	**-**
-	-	-	-	-	-	-	-	-	-	-	**-**
-	-	-	-	-	-	-	-	-	-	-	**-**
357,005	359,417	361,829	364,241	366,653	369,065	371,477	373,889	376,301	378,713	381,125	**366,653**
-	-	-	-	-	-	-	-	-	-	-	**-**
-	-	-	-	-	-	-	-	-	-	-	**-**
-	-	-	-	-	-	-	-	-	-	-	**-**
1,484,177	1,500,337	1,516,497	1,532,658	1,546,719	1,563,659	1,580,599	1,597,539	1,614,479	1,631,419	1,648,359	**1,548,948**
21,595	21,595	21,595	21,595	21,595	21,595	21,595	21,595	21,595	21,595	21,595	**21,595**
-	-	-	-	-	-	-	-	-	-	-	**-**
-	-	-	-	-	-	-	-	-	-	-	**-**
530,854	530,854	530,854	530,854	530,854	530,854	530,854	530,854	530,854	530,854	530,854	**530,003**
-	-	-	-	-	-	-	-	-	-	-	**-**
-	-	-	-	-	-	-	-	-	-	-	**-**
(1,655,581)	(1,655,581)	(1,655,581)	(1,655,581)	(1,655,581)	(1,655,581)	(1,655,581)	(1,655,581)	(1,655,581)	(1,655,581)	(1,655,581)	**(1,655,581)**
199,839,238	**201,112,086**	**202,414,421**	**203,688,637**	**203,402,736**	**204,739,775**	**206,079,022**	**207,420,583**	**208,763,197**	**210,109,305**	**211,457,621**	**204,216,915**

199,908,232	**201,187,352**	**202,495,959**	**203,776,447**	**203,496,818**	**204,840,130**	**206,185,649**	**207,533,482**	**208,882,368**	**210,234,748**	**211,589,336**

90,097	90,547	90,996	91,446	91,895	92,345	92,795	93,244	93,694	94,143	94,593	91,895
1,618,074	1,639,293	1,661,042	1,683,214	1,705,794	1,728,677	1,751,939	1,775,520	1,799,573	1,824,094	1,849,073	1,708,582
490,881	495,623	500,365	505,106	509,848	514,590	519,332	524,074	528,816	533,557	538,299	509,848
4,681,811	4,751,388	4,822,055	4,893,590	4,965,966	5,038,962	5,112,737	5,187,170	5,262,574	5,338,936	5,416,243	4,971,696
193,672	195,079	196,494	197,913	199,338	200,767	202,201	203,641	205,090	206,547	208,014	199,378
4,920,739	4,962,184	5,003,687	5,045,222	5,086,802	5,128,403	5,170,050	5,211,739	5,253,486	5,295,298	5,337,177	5,087,093
98,702	99,611	100,519	101,428	102,336	103,219	104,101	104,984	105,866	106,749	107,632	102,295
199,908,232	201,187,352	202,495,959	203,776,447	203,496,818	204,840,130	206,185,649	207,533,482	208,882,368	210,234,748	211,589,336	204,310,998
212,002,208	**213,421,076**	**214,871,117**	**216,294,365**	**216,158,799**	**217,647,092**	**219,138,803**	**220,633,854**	**222,131,466**	**223,634,074**	**225,140,367**	**216,981,785**

Div
2
12
91

Depr

Current Rates	Proposed Rates		Actual Jan-24	Actual Feb-24	Actual Mar-24	Actual Apr-24	Actual May-24	Actual Jun-24	Projected Jul-24	Projected Aug-24	Projected Sep-24	Projected Oct-24	Projected Nov-24	Projected Dec-24	Projected Jan-25	Projected Feb-25	Projected Mar-25
				Base Period													
2.38%	2.38%	0.00%	14,668	14,498	14,498	14,498	14,638	14,617	11,754	11,714	11,675	11,649	11,617	11,590	11,550	11,511	11,472
2.38%	2.38%	0.00%	31,826	31,826	31,826	31,826	31,826	31,826	29,522	29,522	29,522	29,522	29,522	29,522	29,522	29,522	29,522
5.13%	4.43%	-0.70%	150	150	150	150	38,630	37,763	46,661	47,633	48,597	49,226	50,016	50,682	51,666	52,638	53,594
2.38%	2.38%	0.00%	63	63	63	63	63	63	49	49	49	49	49	49	49	49	49
5.13%	4.43%	-0.70%	200	200	200	200	200	198	234	234	234	234	234	234	234	234	234
6.60%	6.36%	-0.24%	26,033	26,033	26,033	26,033	26,633	27,533	36,153	36,737	37,316	37,694	38,168	38,568	39,160	39,743	40,318
6.60%	6.36%	-0.24%	-	-	-	-	-	-	-	-	-	-	-	-	-	-	-
6.60%	6.36%	-0.24%	-	-	-	-	-	-	-	-	-	-	-	-	-	-	-
6.60%	6.36%	-0.24%	345	345	345	345	345	345	391	391	391	391	391	391	391	391	391
6.60%	6.36%	-0.24%	1,220	1,220	1,220	1,220	1,220	1,217	1,693	1,693	1,693	1,693	1,693	1,693	1,693	1,693	1,693
6.29%	6.59%	0.30%	1,083	1,083	1,083	1,083	1,083	1,087	1,653	1,653	1,653	1,653	1,653	1,653	1,653	1,653	1,653
10.00%	10.00%	0.00%	-	-	-	-	-	-	-	-	-	-	-	-	-	-	-
13.04%	12.44%	-0.60%	508	489	380	380	380	62	327	327	327	327	327	327	327	327	327
13.04%	12.44%	-0.60%	-	-	-	-	-	-	-	-	-	-	-	-	-	-	-
9.70%	9.70%	0.00%	-	-	-	-	-	-	-	-	-	-	-	-	-	-	-
6.72%	6.34%	-0.38%	2,713	2,713	2,713	2,713	2,809	2,802	3,304	3,339	3,375	3,398	3,427	3,451	3,487	3,523	3,558
6.72%	6.34%	-0.38%	244	244	244	244	244	243	434	434	434	434	434	434	434	434	434
7.24%	7.00%	-0.24%	303	303	303	303	303	302	651	651	651	651	651	651	651	651	651
7.24%	7.00%	-0.24%	29	29	29	29	29	29	64	64	64	64	64	64	64	64	64
14.96%	14.24%	-0.72%	-	-	-	-	-	-	-	-	-	-	-	-	-	-	-
13.30%	12.66%	-0.64%	331,666	331,682	345,889	329,318	329,318	328,538	423,550	423,554	423,559	423,561	423,565	423,568	423,573	423,577	423,582
10.63%	10.10%	-0.53%	55,371	44,666	41,211	10,556	2,177	110,436	125,438	142,037	158,524	169,268	182,769	194,149	210,970	227,578	243,924
10.34%	11.28%	0.94%	37,580	37,591	37,589	37,588	38,695	37,916	39,191	39,398	39,603	39,736	39,904	40,046	40,255	40,461	40,665
0.00%	0.00%	0.00%	-	-	-	-	-	-	-	-	-	-	-	-	-	-	-
0.00%	0.00%	0.00%	-	-	-	-	-	-	-	-	-	-	-	-	-	-	-
17.92%	19.93%	2.01%	50,958	50,958	50,958	50,958	50,958	51,263	67,868	67,851	67,835	67,824	67,811	67,800	67,783	67,767	67,751
10.75%	11.66%	0.91%	604	604	604	604	604	576	741	741	741	741	741	741	741	741	741
7.55%	6.93%	-0.62%	532,100	531,581	531,736	531,764	534,721	535,005	605,706	609,656	613,578	616,135	619,347	622,055	626,057	630,008	655,636
0.00%	0.00%	0.00%	-	-	-	-	-	-	-	-	-	-	-	-	-	-	-
13.30%	12.66%	-0.64%	22,043	22,043	22,043	37,835	37,835	37,719	61,997	70,306	78,559	83,937	90,695	96,391	104,811	113,125	121,307
10.63%	10.10%	-0.53%	42,107	42,107	42,107	42,107	42,107	41,994	48,061	48,061	48,061	48,061	48,061	48,061	48,061	48,061	48,061
10.34%	11.28%	0.94%	3,538	3,538	3,538	3,538	3,538	4,891	5,390	5,781	6,170	6,424	6,742	7,011	7,408	7,800	8,185
0.00%	0.00%	0.00%	-	-	-	-	-	-	-	-	-	-	-	-	-	-	-
17.92%	19.93%	2.01%	2,287	2,287	2,287	2,206	2,164	2,171	2,188	2,188	2,188	2,188	2,188	2,188	2,188	2,188	2,188
7.55%	6.93%	-0.62%	159,469	160,091	160,091	160,091	160,091	159,370	186,174	186,174	186,174	186,174	186,174	186,174	186,174	186,174	186,174
13.30%	12.66%	-0.64%	2,795	2,774	2,770	2,735	2,728	2,728	3,295	3,295	3,295	3,295	3,295	3,295	3,295	3,295	3,295
10.63%	10.10%	-0.53%	6,570	6,570	6,570	6,570	6,570	6,565	6,944	6,944	6,944	6,944	6,944	6,944	6,944	6,944	6,944
7.55%	6.93%	-0.62%	122,178	122,178	122,178	122,178	122,178	122,024	132,899	132,899	132,899	132,899	132,899	132,899	132,899	132,899	132,899
			-	-	-	-	-	-									
			(15,466)	(15,466)	(15,466)	(15,466)	(15,466)	(15,466)	(15,466)	(15,466)	(15,466)	(15,466)	(15,466)	(15,466)	(15,466)	(15,466)	(15,466)
			1,433,184	**1,422,401**	**1,433,191**	**1,401,668**	**1,436,621**	**1,543,818**	**1,826,865**	**1,857,860**	**1,888,645**	**1,908,708**	**1,933,918**	**1,955,166**	**1,986,574**	**2,017,586**	**2,069,846**
			1,448,650	**1,437,866**	**1,448,657**	**1,417,134**	**1,452,087**	**1,559,284**									
			(15,466)	**(15,466)**	**(15,466)**	**(15,466)**	**(15,466)**	**(15,466)**									
0.00%	0.00%	0.00%	-	-	-	-	-	-	-	-	-	-	-	-	-	-	-
0.00%	0.00%	0.00%	-	-	-	-	-	-	-	-	-	-	-	-	-	-	-
2.38%	2.38%	0.00%	34,174	34,174	34,174	34,174	34,232	34,232	26,861	26,864	26,868	26,871	26,876	26,881	26,888	26,895	26,903
5.13%	4.43%	-0.70%	10,792	10,792	10,792	10,792	10,792	10,706	13,554	13,554	13,554	13,554	13,554	13,554	13,554	13,554	13,554
2.38%	2.38%	0.00%	33,192	33,192	33,192	33,192	33,192	33,192	24,972	24,972	24,972	24,972	24,972	24,972	24,972	24,972	24,972
6.60%	6.36%	-0.24%	10,875	10,875	10,875	10,875	10,875	10,848	15,016	15,016	15,016	15,016	15,016	15,016	15,016	15,016	15,016
6.60%	6.36%	-0.24%	-	-	-	-	-	-	-	-	-	-	-	-	-	-	-
6.60%	6.36%	-0.24%	-	-	-	-	-	-	-	-	-	-	-	-	-	-	-
6.60%	6.36%	-0.24%	-	-	-	-	-	-	-	-	-	-	-	-	-	-	-
6.60%	6.36%	-0.24%	2,346	2,346	2,313	2,313	2,775	2,771	4,148	4,193	4,264	4,301	4,380	4,455	4,557	4,673	4,789
6.29%	6.59%	0.30%	0	0	12	6	-	0	-	-	-	-	-	-	-	-	-
13.04%	12.44%	-0.60%	6,211	6,211	6,230	6,230	6,326	5,004	7,413	7,425	7,444	7,454	7,475	7,495	7,522	7,553	7,584
9.70%	9.70%	0.00%	-	-	-	-	-	-	-	-	-	-	-	-	-	-	-
6.72%	6.34%	-0.38%	8,916	8,916	8,916	8,916	8,889	8,814	10,713	10,713	10,713	10,713	10,713	10,713	10,713	10,713	10,713
6.72%	6.34%	-0.38%	442	442	442	442	442	441	520	520	520	520	520	520	520	520	520
7.24%	7.00%	-0.24%	354	354	354	354	354	352	805	805	805	805	805	805	805	805	805
7.24%	7.00%	-0.24%	1,249	1,249	1,249	1,249	1,333	1,330	3,727	3,759	3,807	3,833	3,887	3,939	4,009	4,089	4,169
14.96%	14.24%	-0.72%	-	-	-	-	-	-	-	-	-	-	-	-	-	-	-
13.30%	12.66%	-0.64%	65,182	65,182	65,182	65,182	65,182	64,971	62,628	62,628	62,628	62,628	62,628	62,628	62,628	62,628	62,628
10.63%	10.10%	-0.53%	3,162	3,162	3,162	3,162	3,162	3,162	16,164	16,164	-	-	-	-	-	-	-
10.34%	11.28%	0.94%	5,244	5,244	5,244	5,244	5,244	5,269	5,681	5,681	5,681	5,681	5,681	5,681	5,681	5,681	5,681
17.92%	19.93%	2.01%	14,736	14,736	14,736	14,736	14,736	14,860	24,995	24,995	24,995	24,995	24,995	24,995	24,995	24,995	24,995
10.75%	11.66%	0.91%	-	-	-	-	-	-	-	-	-	-	-	-	-	-	-
7.55%	6.93%	-0.62%	554,835	558,674	555,248	555,248	555,258	586,454	653,991	654,513	655,314	655,739	656,647	657,502	658,663	659,984	670,107
14.96%	14.24%	-0.72%	2,074	2,074	2,074	2,074	2,074	2,071	2,467	2,503	2,558	2,587	2,650	2,708	2,788	2,879	2,971
17.92%	19.93%	2.01%	997	997	997	997	997	1,002	1,737	1,737	1,737	1,737	1,737	1,737	1,737	1,737	1,737
10.75%	11.66%	0.91%	20	20	20	20	20	20	30	30	30	30	30	30	30	30	30
7.55%	6.93%	-0.62%	-	-	-	-	-	-	-	-	-	-	-	-	-	-	-
			-	-	-	-	-	-	-	-	-	-	-	-	-	-	-
			-	-	-	-	-	-									
			754,799	**758,639**	**755,210**	**755,203**	**755,883**	**785,500**	**875,422**	**876,072**	**860,906**	**861,436**	**862,567**	**863,632**	**865,079**	**866,725**	**877,174**

			754,799	758,639	755,210	755,203	755,883	785,500									
			-	-	-	-	-	-									
			2,439	2,439	2,289	2,289	2,289	2,245	1,300	1,300	1,300	1,300	1,300	1,300	1,300	1,300	1,300
			2,439	2,439	2,289	2,289	2,289	2,245									
			-	-	-	-	-	-									
0.00%	0.00%	0.00%	-	-	-	-	-	-	-	-	-	-	-	-	-	-	-
0.00%	0.00%	0.00%	-	-	-	-	-	-	-	-	-	-	-	-	-	-	-
2.07%	2.07%	0.00%	-	-	-	-	-	-	-	-	-	-	-	-	-	-	-
0.00%	0.00%	0.00%	-	-	-	-	-	-	-	-	-	-	-	-	-	-	-
3.17%	3.17%	0.00%	-	-	-	-	-	-	-	-	-	-	-	-	-	-	-
0.00%	0.00%	0.00%	-	-	-	-	-	-	-	-	-	-	-	-	-	-	-
0.68%	0.68%	0.00%	3	3	3	3	3	3	3	3	3	3	3	3	3	3	3
1.64%	1.64%	0.00%	24	24	24	24	24	24	24	24	24	24	24	24	24	24	24
1.37%	1.37%	0.00%	175	175	175	255	255	255	255	255	255	255	255	255	255	255	255
1.10%	1.10%	0.00%	21	21	21	21	21	21	21	21	21	21	21	21	21	21	21
1.38%	1.38%	0.00%	158	158	158	158	158	158	158	158	158	158	158	158	158	158	158
1.91%	1.91%	0.00%	14,804	14,804	14,804	14,804	14,804	14,804	14,804	14,804	17,385	17,385	17,385	17,385	17,385	17,385	17,385
1.60%	1.60%	0.00%	2,267	2,267	2,267	2,267	2,267	2,267	2,267	2,267	2,267	2,267	2,267	2,267	2,267	2,267	2,267
1.38%	1.38%	0.00%	767	767	767	767	767	767	767	767	767	767	767	767	767	767	767
1.40%	1.40%	0.00%	1,977	1,977	1,977	1,977	1,977	1,977	1,977	1,977	1,977	1,977	1,977	1,977	1,977	1,977	1,977
0.56%	0.56%	0.00%	83	83	83	83	83	83	83	83	83	83	83	83	83	83	83
1.02%	1.02%	0.00%	46	46	46	46	46	46	46	46	46	46	46	46	46	46	46
1.26%	1.26%	0.00%	184	184	184	184	184	184	184	184	184	184	184	184	184	184	184
1.26%	1.26%	0.00%	220	220	220	220	220	220	220	220	220	220	220	220	220	220	220
1.71%	1.71%	0.00%	8,690	8,641	8,654	8,654	8,654	8,654	8,696	8,696	25,744	25,744	25,744	25,744	25,744	25,744	25,744
1.87%	1.87%	0.00%	426	426	426	426	426	426	426	426	426	426	426	426	426	426	426
2.50%	2.50%	0.00%	2,766	2,766	2,766	2,766	2,766	2,766	2,766	2,766	2,766	2,766	2,766	2,766	2,766	2,766	2,766
0.00%	0.00%	0.00%	-	-	-	-	-	-	-	-	-	-	-	-	-	-	-
0.85%	0.85%	0.00%	615	615	615	615	615	615	615	615	615	615	615	615	615	615	615
1.13%	1.13%	0.00%	46	46	46	46	46	46	46	211	375	375	375	375	375	375	375
1.13%	1.13%	0.00%	-	-	-	-	-	-	-	-	-	-	-	-	-	-	-
3.13%	3.13%	0.00%	123	123	123	123	123	123	123	123	123	123	123	123	123	123	123
1.38%	1.38%	0.00%	32,001	32,001	32,001	32,001	32,001	32,001	32,001	32,001	32,001	32,001	32,001	32,001	32,001	32,001	32,001
5.00%	5.00%	0.00%	46	46	46	46	46	46	46	46	46	46	46	46	46	46	46
1.79%	1.79%	0.00%	2,983	2,983	2,983	2,983	2,983	2,983	2,983	2,983	2,983	2,983	2,983	2,983	2,983	2,983	2,983
1.79%	1.79%	0.00%	3,385	3,385	3,385	3,385	3,385	3,385	3,385	3,385	3,385	3,385	3,385	3,385	3,385	3,385	3,385
0.00%	0.00%	0.00%	-	-	-	-	-	-	-	-	-	-	-	-	-	-	-
0.00%	0.00%	0.00%	-	-	-	-	-	-	-	-	-	-	-	-	-	-	-
1.31%	1.31%	0.00%	5,537	5,537	5,537	5,537	5,537	5,538	4,539	4,539	4,539	4,539	4,539	4,539	4,539	4,539	4,539
0.00%	0.00%	0.00%	-	-	-	-	-	-	-	-	-	-	-	-	-	-	-
1.44%	1.44%	0.00%	403	403	403	403	403	403	403	403	403	403	403	403	403	403	403
1.44%	1.44%	0.00%	120	120	120	120	120	120	120	120	120	120	120	120	120	120	120
1.44%	1.44%	0.00%	56	56	56	56	56	56	56	56	56	56	56	56	56	56	56
1.44%	1.44%	0.00%	5	5	5	5	5	5	5	5	5	5	5	5	5	5	5
4.66%	4.66%	0.00%	12,697	12,801	12,758	12,894	13,206	13,333	13,274	13,274	13,274	13,274	13,274	13,274	13,274	13,274	13,274
1.54%	1.54%	0.00%	289,248	289,292	289,425	290,569	290,796	290,311	292,710	292,843	292,201	292,201	292,201	292,201	292,201	292,201	292,201
1.54%	1.54%	0.00%	273,910	274,847	274,396	276,443	276,196	277,455	277,415	279,917	280,511	280,704	280,907	281,096	281,278	281,466	281,659
5.56%	5.56%	0.00%	14,813	14,813	14,966	14,950	14,950	15,015	15,457	15,512	15,506	15,605	15,709	15,807	15,901	15,998	16,097
5.00%	5.00%	0.00%	31,810	31,045	30,937	30,715	30,377	28,445	28,291	28,291	28,291	28,291	28,291	28,291	28,291	28,291	28,291
2.24%	2.24%	0.00%	48,171	48,099	48,099	48,102	48,102	48,854	47,497	47,497	47,497	47,497	47,497	47,497	47,497	47,497	47,497
2.17%	2.17%	0.00%	13,588	13,588	13,588	13,588	13,588	13,588	13,596	13,596	13,596	13,596	13,596	13,596	13,596	13,596	13,596
2.17%	2.17%	0.00%	3,107	3,107	3,107	3,107	3,107	3,107	3,107	3,107	3,107	3,107	3,107	3,107	3,107	3,107	3,107
2.48%	2.48%	0.00%	381,695	382,010	381,696	382,749	384,575	385,069	389,149	389,932	390,775	391,620	392,502	393,326	394,118	394,922	395,760
4.85%	4.85%	0.00%	200,921	201,430	202,575	203,275	203,638	205,931	208,277	208,421	209,003	210,049	211,152	212,182	213,173	214,190	215,237
3.28%	3.28%	0.00%	166,799	167,462	166,990	167,667	168,090	166,796	167,647	167,650	167,652	167,751	167,853	167,949	168,041	168,132	168,229
3.14%	3.14%	0.00%	9,409	9,497	9,872	9,975	9,985	10,743	10,400	10,400	10,400	10,400	10,400	10,400	10,400	10,400	10,400
3.28%	3.28%	0.00%	951	964	971	984	1,010	1,019	1,033	1,033	1,033	1,033	1,033	1,033	1,033	1,033	1,033
1.70%	1.70%	0.00%	7,869	7,896	7,893	8,087	8,123	8,082	8,112	8,112	8,112	8,112	8,112	8,112	8,112	8,112	8,112
0.00%	0.00%	0.00%	-	-	-	-	-	-	-	-	-	-	-	-	-	-	-
2.43%	2.43%	0.00%	18,300	18,300	18,300	18,501	18,502	18,505	18,503	18,503	18,503	18,503	18,503	18,503	18,503	18,503	18,503
2.43%	2.43%	0.00%	351	351	351	351	351	351	351	351	351	351	351	351	351	351	351

2.43%	2.43%	0.00%	1,775	1,775	1,775	1,775	1,775	1,775	1,775	1,775	1,775	1,775	1,775	1,775	1,775	1,775	1,775
4.27%	4.27%	0.00%	46	46	46	46	46	46	46	46	46	46	46	46	46	46	46
3.13%	3.13%	0.00%	-	-	-	-	-	-	-	-	-	-	-	-	-	-	-
5.00%	5.00%	0.00%	7,501	7,551	7,554	7,554	7,554	7,554	7,571	7,571	7,571	7,571	7,571	7,571	7,571	7,571	7,571
5.00%	5.00%	0.00%	-	-	-	-	-	-	-	-	-	-	-	-	-	-	-
4.45%	4.45%	0.00%	670	670	670	670	670	670	670	670	670	670	670	670	670	670	670
4.45%	4.45%	0.00%	136	136	136	136	136	136	136	136	136	136	136	136	136	136	136
6.25%	6.25%	0.00%	32,606	32,606	32,613	32,613	32,613	33,851	33,674	34,000	34,000	34,000	34,000	34,000	34,000	34,000	34,000
8.75%	8.75%	0.00%	-	-	-	-	-	-	-	-	-	-	-	-	-	-	-
8.75%	8.75%	0.00%	-	-	-	-	-	-	-	-	-	-	-	-	-	-	-
8.75%	8.75%	0.00%	-	-	-	-	-	-	-	-	-	-	-	-	-	-	-
6.67%	6.67%	0.00%	2,364	2,364	2,364	2,364	2,364	2,364	2,412	2,412	2,412	2,412	2,412	2,412	2,412	2,412	2,412
6.67%	6.67%	0.00%	-	-	-	-	-	-	-	-	-	-	-	-	-	-	-
6.67%	6.67%	0.00%	-	-	-	-	-	-	-	-	-	-	-	-	-	-	-
6.67%	6.67%	0.00%	-	-	-	-	-	-	-	-	-	-	-	-	-	-	-
6.67%	6.67%	0.00%	13,215	13,338	14,026	14,049	14,065	14,096	14,710	15,804	16,160	16,160	16,160	16,160	16,160	16,160	16,160
14.29%	14.29%	0.00%	255	255	255	255	255	255	255	255	255	255	255	255	255	-	-
14.29%	14.29%	0.00%	-	-	-	-	-	-	-	-	-	-	-	-	-	-	-
14.29%	14.29%	0.00%	-	-	-	-	-	-	-	-	-	-	-	-	-	-	-
25.00%	25.00%	0.00%	15,246	15,246	15,246	14,982	14,982	9,904	11,055	11,055	11,055	11,055	11,055	11,055	11,055	11,055	11,055
14.29%	14.29%	0.00%	-	-	-	-	-	-	-	-	-	-	-	-	-	-	-
0	**0**	0.00%	0	0	0	0	0	0	0	0	0	0	0	0	0	-	-
			(57,809)	(141,214)	110,963	48,943	144,162	123,538	-	-	-	-	-	-	-	-	-
			1,567,577	**1,486,157**	**1,739,467**	**1,683,321**	**1,781,192**	**1,758,769**	**1,644,143**	**1,649,348**	**1,670,871**	**1,673,151**	**1,675,547**	**1,677,783**	**1,679,933**	**1,681,876**	**1,684,149**
			(3,346)	***(3,346)***	***(3,380)***	***(3,799)***	***(3,842)***	***(4,182)***									
			34,054	***35,839***	***37,387***	***39,041***	***40,515***	***42,665***									
			(5)	***(5)***	***(5)***	***(5)***	***(5)***	***(5)***									
			12,505	***15,044***	***15,470***	***15,981***	***17,475***	***17,657***									
			43,208	***47,532***	***49,472***	***51,219***	***54,142***	***56,135***									
			1,610,785	**1,533,689**	**1,788,939**	**1,734,539**	**1,835,334**	**1,814,904**									
			1,610,785	**1,533,689**	**1,788,939**	**1,734,539**	**1,835,334**	**1,814,904**									
Allocation %			(43,208)	(47,532)	(49,472)	(51,219)	(54,142)	(56,135)									
1.50%	1.50%		484	484	484	484	484	484	450	450	450	450	450	450	450	450	450
5.59%	5.59%		12,930	12,965	12,965	13,843	13,841	13,863	17,129	17,615	18,099	18,414	18,809	19,143	19,636	20,123	20,602
3.60%	3.60%		4,735	4,735	4,735	4,733	4,733	4,727	5,153	5,153	5,153	5,153	5,153	5,153	5,153	5,153	5,153
4.56%	4.56%		48,081	47,562	48,054	45,901	47,498	52,378	62,193	63,210	64,220	64,879	65,706	66,404	67,434	68,452	69,454
2.98%	2.98%		1,388	1,388	1,388	1,388	1,407	1,367	1,339	1,343	1,347	1,352	1,355	1,362	1,368	1,376	1,386
5.39%	5.39%		38,188	38,395	38,211	38,211	38,213	39,881	44,746	44,774	43,931	43,974	43,997	44,047	44,093	44,156	44,228
49.97%	49.97%		1,219	1,219	1,144	1,144	1,144	1,122	666	666	666	666	666	666	666	666	666
			1,567,577	1,486,157	1,739,467	1,683,321	1,781,192	1,758,769	1,650,415	1,655,621	1,677,143	1,679,423	1,681,819	1,684,055	1,686,205	1,688,148	1,690,421
			1,674,603	**1,592,904**	**1,846,447**	**1,789,024**	**1,888,511**	**1,872,592**	**1,782,090**	**1,788,832**	**1,811,008**	**1,814,311**	**1,817,956**	**1,821,279**	**1,825,006**	**1,828,524**	**1,832,360**
														0			
														linked to Sch K			

Allocation %

0	0
0	0
0	0

eciation

	Forecast Test Period											
Projected Apr-25	Projected May-25	Projected Jun-25	Projected Jul-25	Projected Aug-25	Projected Sep-25	Projected Oct-25	Projected Nov-25	Projected Dec-25	Projected Jan-26	Projected Feb-26	Projected Mar-26
11,420	11,377	11,313	11,268	11,232	11,198	11,172	11,140	11,113	11,073	11,034	10,995
29,522	29,522	29,522	29,522	29,522	29,522	29,522	29,522	29,522	29,522	29,522	29,522
47,379	48,311	49,670	50,624	51,384	52,120	52,663	53,345	53,920	54,770	55,609	56,435
49	49	49	49	49	49	49	49	49	49	49	49
202	202	202	202	202	202	202	202	202	202	202	202
39,588	40,212	41,124	41,763	42,273	42,766	43,130	43,587	43,972	44,542	45,105	45,658
-	-	-	-	-	-	-	-	-	-	-	-
-	-	-	-	-	-	-	-	-	-	-	-
376	376	376	376	376	376	376	376	376	376	376	376
1,632	1,632	1,632	1,632	1,632	1,632	1,632	1,632	1,632	1,632	1,632	1,632
1,732	1,732	1,732	1,732	1,732	1,732	1,732	1,732	1,732	1,732	1,732	1,732
-	-	-	-	-	-	-	-	-	-	-	-
312	312	312	312	312	312	312	312	312	312	312	312
-	-	-	-	-	-	-	-	-	-	-	-
-	-	-	-	-	-	-	-	-	-	-	-
3,401	3,438	3,492	3,531	3,561	3,591	3,612	3,640	3,663	3,697	3,730	3,763
409	409	409	409	409	409	409	409	409	409	409	409
630	630	630	630	630	630	630	630	630	630	630	630
62	62	62	62	62	62	62	62	62	62	62	62
-	-	-	-	-	-	-	-	-	-	-	-
403,204	403,209	403,216	403,221	403,225	403,229	403,231	403,235	403,238	403,242	403,246	403,251
252,407	269,926	295,493	313,431	327,719	341,554	351,763	364,591	375,403	391,385	407,165	422,696
44,656	44,906	45,271	45,527	45,731	45,929	46,075	46,258	46,412	46,640	46,866	47,088
-	-	-	-	-	-	-	-	-	-	-	-
-	-	-	-	-	-	-	-	-	-	-	-
75,326	75,306	75,277	75,256	75,240	75,224	75,212	75,197	75,185	75,166	75,148	75,130
804	804	804	804	804	804	804	804	804	804	804	804
606,541	610,568	616,445	620,568	623,852	627,032	629,378	632,327	634,812	638,486	642,113	645,682
-	-	-	-	-	-	-	-	-	-	-	-
125,823	134,608	147,430	156,425	163,590	170,528	175,648	182,081	187,503	195,517	203,431	211,219
45,665	45,665	45,665	45,665	45,665	45,665	45,665	45,665	45,665	45,665	45,665	45,665
9,488	9,963	10,656	11,141	11,529	11,903	12,180	12,527	12,820	13,253	13,681	14,101
-	-	-	-	-	-	-	-	-	-	-	-
2,434	2,434	2,434	2,434	2,434	2,434	2,434	2,434	2,434	2,434	2,434	2,434
170,886	170,886	170,886	170,886	170,886	170,886	170,886	170,886	170,886	170,886	170,886	170,886
3,136	3,136	3,136	3,136	3,136	3,136	3,136	3,136	3,136	3,136	3,136	3,136
6,598	6,598	6,598	6,598	6,598	6,598	6,598	6,598	6,598	6,598	6,598	6,598
121,986	121,986	121,986	121,986	121,986	121,986	121,986	121,986	121,986	121,986	121,986	121,986
(15,466)	(15,466)	(15,466)	(15,466)	(15,466)	(15,466)	(15,466)	(15,466)	(15,466)	(15,466)	(15,466)	(15,466)
1,990,202	**2,022,792**	**2,070,355**	**2,103,725**	**2,130,304**	**2,156,041**	**2,175,032**	**2,198,895**	**2,219,009**	**2,248,740**	**2,278,095**	**2,306,987**
											ck fig
-	-	-	-	-	-	-	-	-	-	-	-
-	-	-	-	-	-	-	-	-	-	-	-
26,912	26,921	26,929	26,935	26,939	26,944	26,947	26,952	26,957	26,964	26,971	26,979
11,705	11,705	11,705	11,705	11,705	11,705	11,705	11,705	11,705	11,705	11,705	11,705
24,972	24,972	24,972	24,972	24,972	24,972	24,972	24,972	24,972	24,972	24,972	24,972
14,470	14,470	14,470	14,470	14,470	14,470	14,470	14,470	14,470	14,470	14,470	14,470
-	-	-	-	-	-	-	-	-	-	-	-
-	-	-	-	-	-	-	-	-	-	-	-
-	-	-	-	-	-	-	-	-	-	-	-
4,753	4,875	4,989	5,087	5,141	5,218	5,254	5,331	5,403	5,501	5,612	5,724
-	-	-	-	-	-	-	-	-	-	-	-
7,272	7,304	7,334	7,360	7,374	7,394	7,404	7,424	7,443	7,469	7,499	7,528
-	-	-	-	-	-	-	-	-	-	-	-
10,108	10,108	10,108	10,108	10,108	10,108	10,108	10,108	10,108	10,108	10,108	10,108
490	490	490	490	490	490	490	490	490	490	490	490
778	778	778	778	778	778	778	778	778	778	778	778
4,126	4,210	4,289	4,357	4,394	4,447	4,472	4,525	4,575	4,643	4,720	4,797
-	-	-	-	-	-	-	-	-	-	-	-
59,614	59,614	59,614	59,614	59,614	59,614	59,614	59,614	59,614	59,614	59,614	59,614
-	-	-	-	-	-	-	-	-	-	-	-
6,197	6,197	6,197	6,197	6,197	6,197	6,197	6,197	6,197	6,197	6,197	6,197
27,799	27,799	27,799	27,799	27,799	27,799	27,799	27,799	27,799	27,799	27,799	27,799
-	-	-	-	-	-	-	-	-	-	-	-
616,578	617,901	619,138	620,205	620,794	621,629	622,020	622,853	623,637	624,703	625,916	627,135
2,935	3,029	3,117	3,194	3,236	3,295	3,323	3,383	3,439	3,515	3,601	3,688
1,932	1,932	1,932	1,932	1,932	1,932	1,932	1,932	1,932	1,932	1,932	1,932
32	32	32	32	32	32	32	32	32	32	32	32
-	-	-	-	-	-	-	-	-	-	-	-
-	-	-	-	-	-	-	-	-	-	-	-
820,673	**822,337**	**823,893**	**825,235**	**825,975**	**827,026**	**827,517**	**828,565**	**829,551**	**830,891**	**832,416**	**833,949**

											ck fig
1,785	1,785	1,785	1,785	1,785	1,785	1,733	1,733	1,733	1,733	1,733	1,733
											ck fig
-	-	-	-	-	-	-	-	-	-	-	-
-	-	-	-	-	-	-	-	-	-	-	-
-	-	-	-	-	-	-	-	-	-	-	-
-	-	-	-	-	-	-	-	-	-	-	-
-	-	-	-	-	-	-	-	-	-	-	-
-	-	-	-	-	-	-	-	-	-	-	-
3	3	3	3	3	3	3	3	3	3	3	3
24	24	24	24	24	24	24	24	24	24	24	24
255	255	255	255	255	255	255	255	255	255	255	255
21	21	21	21	21	21	21	21	21	21	21	21
158	158	158	158	158	158	158	158	158	158	158	158
17,385	17,385	18,674	18,674	21,232	21,232	21,232	21,232	21,232	21,232	21,232	21,232
2,267	2,267	2,267	2,267	2,267	2,267	2,267	2,267	2,267	2,267	2,267	2,267
767	767	767	767	767	767	767	767	767	767	767	767
1,977	1,977	1,977	1,977	1,977	1,977	1,977	1,977	1,977	1,977	1,977	1,977
83	83	83	83	83	83	83	83	83	83	83	83
46	46	46	46	46	46	46	46	46	46	46	46
184	184	184	184	184	184	184	184	184	184	184	184
220	220	220	220	220	220	220	220	220	220	220	220
25,744	25,744	25,744	25,744	25,744	25,744	25,744	25,744	25,744	25,744	25,744	25,744
426	426	426	426	426	426	426	426	426	426	426	426
2,766	2,766	2,766	2,766	2,766	2,766	2,766	2,766	2,766	2,766	2,766	2,766
-	-	-	-	-	-	-	-	-	-	-	-
615	615	615	615	615	615	615	615	615	615	615	615
375	375	375	375	375	375	375	375	375	375	375	375
-	-	-	-	-	-	-	-	-	-	-	-
123	123	123	123	123	123	123	123	123	123	123	123
32,001	32,001	32,001	32,001	32,001	32,001	32,001	32,001	32,001	32,001	32,001	32,001
-	-	-	-	-	-	-	-	-	-	-	-
2,983	2,983	2,983	2,983	2,983	2,983	2,983	2,983	2,983	2,983	2,983	2,983
3,385	3,385	3,385	3,385	3,385	3,385	3,385	3,385	3,385	3,385	3,385	3,385
-	-	-	-	-	-	-	-	-	-	-	-
-	-	-	-	-	-	-	-	-	-	-	-
4,539	4,539	4,539	4,539	4,539	4,539	4,539	4,539	4,539	4,539	4,539	4,539
-	-	-	-	-	-	-	-	-	-	-	-
403	403	403	403	403	403	403	403	403	403	403	403
120	120	120	120	120	120	120	120	120	120	120	120
56	56	56	56	56	56	56	56	56	56	56	56
5	5	5	5	5	5	5	5	5	5	5	5
13,274	13,274	13,274	13,274	13,274	13,274	13,274	13,274	13,274	13,274	13,274	13,274
292,201	292,201	292,426	292,426	292,545	298,915	298,915	298,915	298,915	298,915	298,915	298,915
281,850	282,038	282,231	282,420	282,617	285,844	286,029	286,215	286,400	286,719	286,905	287,090
16,195	16,292	16,391	16,489	16,591	16,690	16,782	16,874	16,966	17,058	17,150	17,242
28,291	28,291	28,291	28,291	28,291	28,291	28,291	28,291	28,291	28,291	28,291	28,291
47,497	47,497	47,497	47,497	47,497	48,018	48,018	48,018	48,018	48,018	48,018	48,018
13,596	13,596	15,323	15,323	15,323	20,164	20,164	20,164	20,271	20,271	20,271	20,271
3,107	3,107	3,107	3,107	3,107	3,107	3,107	3,107	3,107	3,107	3,107	3,107
396,591	397,409	398,241	399,058	399,924	400,764	401,600	402,436	403,273	404,109	404,945	405,781
216,275	217,298	218,343	219,368	220,447	230,049	231,042	232,035	233,027	234,020	235,012	236,005
168,326	168,420	168,516	168,610	168,711	168,809	168,910	169,011	169,112	169,212	169,313	169,414
10,400	10,400	10,400	10,400	10,400	10,400	10,400	10,400	10,400	10,400	10,400	10,400
1,033	1,033	1,033	1,033	1,033	1,033	1,033	1,033	1,033	1,033	1,033	1,033
8,112	8,112	8,112	8,112	8,112	8,112	8,112	8,112	8,112	8,112	8,112	8,112
-	-	-	-	-	-	-	-	-	-	-	-
18,503	18,503	18,503	18,503	18,503	18,953	18,953	18,953	18,953	18,953	18,953	18,953
351	351	351	351	351	351	351	351	351	351	351	351

1,775	1,775	1,775	1,775	1,775	1,775	1,775	1,775	1,775	1,775	1,775	1,775
46	46	46	46	46	46	46	46	46	46	46	46
-	-	-	-	-	-	-	-	-	-	-	-
7,571	7,571	7,571	7,571	7,571	7,571	7,571	7,571	7,571	7,571	7,571	7,571
-	-	-	-	-	-	-	-	-	-	-	-
670	670	670	670	670	670	670	670	670	670	670	670
136	136	136	136	136	136	136	136	136	136	136	136
34,000	34,000	34,000	34,000	34,000	39,952	39,952	39,952	39,952	39,952	39,952	39,952
-	-	-	-	-	-	-	-	-	-	-	-
-	-	-	-	-	-	-	-	-	-	-	-
-	-	-	-	-	-	-	-	-	-	-	-
2,412	2,412	2,412	2,412	2,412	2,412	2,412	2,412	2,412	2,412	2,412	2,412
-	-	-	-	-	-	-	-	-	-	-	-
-	-	-	-	-	-	-	-	-	-	-	-
-	-	-	-	-	-	-	-	-	-	-	-
16,160	16,160	16,160	16,160	16,160	16,940	16,940	16,940	16,940	16,940	16,940	16,940
-	-	-	-	-	-	-	-	-	-	-	-
-	-	-	-	-	-	-	-	-	-	-	-
-	-	-	-	-	-	-	-	-	-	-	-
11,055	-	-	-	-	-	-	-	-	-	-	-
-	-	-	-	-	-	-	-	-	-	-	-
-	-	-	-	-	-	-	-	-	-	-	-
-	-	-	-	-	-	-	-	-	-	-	-
1,686,358	**1,677,523**	**1,683,029**	**1,685,251**	**1,690,274**	**1,723,054**	**1,725,261**	**1,727,468**	**1,729,782**	**1,732,123**	**1,734,330**	**1,736,537**
											ck fig

450	450	450	450	450	450	450	450	450	450	450	450
19,945	20,463	21,219	21,749	22,172	22,581	22,882	23,262	23,581	24,054	24,520	24,979
4,742	4,742	4,742	4,742	4,742	4,742	4,742	4,742	4,742	4,742	4,742	4,742
66,959	68,023	69,577	70,667	71,535	72,376	72,996	73,776	74,433	75,404	76,363	77,306
1,387	1,397	1,407	1,415	1,419	1,425	1,428	1,435	1,440	1,448	1,457	1,467
41,306	41,378	41,445	41,503	41,535	41,580	41,601	41,647	41,689	41,747	41,813	41,879
909	909	909	909	909	909	883	883	883	883	883	883
1,692,630	1,683,796	1,689,301	1,691,523	1,696,546	1,729,326	1,731,533	1,733,740	1,736,054	1,738,395	1,740,602	1,742,809
1,828,328	**1,821,157**	**1,829,048**	**1,832,957**	**1,839,306**	**1,873,388**	**1,876,515**	**1,879,933**	**1,883,272**	**1,887,121**	**1,890,829**	**1,894,514**
											0
											linked to Sch K

12 Months Ending		Actual Jan-24
134,334		-
354,262		-
626,231		-
586		-
2,425		-
513,720		-
-		-
-		-
4,518		-
19,582		-
20,785		-
-		-
3,749		-
-		-
-		-
43,119		-
4,909		-
7,555		-
741		-
-		-
4,838,747		-
4,113,532		-
551,361		-
-		-
-		-
902,667		-
9,646		-
7,527,804		-
-		-
2,053,803		-
547,978		-
143,242		-
-		-
29,204		-
2,050,627		-
37,634		-
79,176		-
1,463,826		-
-		-
(185,588)		
25,900,175		**-**
-		**-**
		-
-		**-**
-		**-**
323,350		**-**
140,457		**-**
299,659		**-**
173,644		**-**
-		**-**
-		**-**
-		**-**
62,887		**-**
-		**-**
88,806		**-**
-		**-**
121,292		-
5,886		-
9,334		-
53,555		-
-		-
715,374		-
-		-
74,367		-
333,584		-
-		-
7,462,508		-
39,754		-
23,187		-
385		-
-		-
-		-
		-
9,928,028		**-**

-		-
		-
		-
21,113		-
-		-
		-
-		-
-		-
-		-
-		-
-		-
-		-
32		-
294		-
3,062		-
255		-
1,897		-
241,977		-
27,200		-
9,210		-
23,728		-
1,000		-
557		-
2,209		-
2,637		-
308,927		-
5,107		-
33,187		-
-		-
7,376		-
4,496		-
-		-
1,478		-
384,012		-
-		-
35,793		-
40,624		-
-		-
-		-
54,464		-
-		-
4,841		-
1,437		-
666		-
58		-
159,292		-
3,554,207		(192)
3,416,357		(233)
200,720		-
339,494		(187,007)
573,607		-
214,735		-
37,287		-
4,814,131		(107,466)
2,722,922		(29,485)
2,026,363		(25,263)
124,799		(500,588)
12,401		-
97,340		-
-		-
225,186		-
4,207		-

21,302		-
553		-
-		-
90,847		-
-		-
8,043		-
1,628		-
449,666		(7,213)
-		-
-		-
-		-
28,944		-
-		-
-		-
-		-
199,380		-
-		-
-		-
-		-
11,055		-
-		-
-		-
-		-
20,530,990		**(857,446)**
-		
		(8,447)
		(134)
		-
		(509,134)
		(517,716)
		(1,375,162)
		(1,375,162)
5,395		-
271,408		-
56,902		-
869,413		-
17,126		-
499,122		-
10,746		-
20,606,256		(857,446)
22,336,369		**(857,446)**

Actual
Jan-24
-
-
-

0

Actual Jan-24
-
-
-

-
-

-
-
-

-
-
-
-
-

-
-
-
-
-
-
(22,557)
-
-
-
-
-
-
-
-
-
-
-
-
-
-
-
-
-
-
-
-
-
-
-
-
-
-
-
-
(17,581)
29,357
-
-
(11)
(2)
-
24,545
-
-
-
-
-
-
-
-
-

-
-
-

Net Plant

Division	utility_account	Actual Dec-23	Actual Jan-24	Actual Feb-24	Actual Mar-24	Actual Apr-24	Actual May-24	Actual Jun-24	Projected Jul-24	Projected Aug-24	Projected Sep-24	Projected Oct-24	Projected Nov-24	Projected Dec-24	Projected Jan-25	Projected Feb-25	Projected Mar-25	Projected Apr-25
002 - Dallas Atmos Rate Division																		
39000	39000-Structures & Improvements	4,786,221	4,771,553	4,664,354	4,649,856	4,635,359	4,668,432	4,648,279	4,614,897	4,583,302	4,551,881	4,527,363	4,499,576	4,474,356	4,442,660	4,411,257	4,380,208	4,342,764
39005	39005-G-Structures & Improvements	9,463,356	9,431,530	9,399,704	9,367,878	9,336,051	9,304,225	9,272,399	9,242,877	9,213,355	9,183,834	9,154,312	9,124,790	9,095,268	9,065,746	9,036,224	9,006,703	8,977,181
39009	39009-Improv. to Leased Premises	63,363	63,213	63,064	62,914	62,764	719,365	563,767	764,275	943,838	1,120,898	1,218,732	1,353,505	1,458,575	1,637,135	1,811,816	1,981,950	2,231,965
39020	Struct & Improv AEAM	23,320	23,257	23,194	23,131	23,068	23,006	22,943	22,894	22,845	22,796	22,747	22,699	22,650	22,601	22,552	22,503	22,454
39029	Improv-Leased AEAM	40,892	40,692	40,493	40,293	40,093	39,893	39,695	39,461	39,227	38,993	38,759	38,525	38,291	38,057	37,823	37,589	37,387
39100	39100-Office Furniture & Equipment	2,972,746	2,946,713	2,920,681	2,894,648	2,868,615	2,960,904	3,084,054	3,163,311	3,232,660	3,300,710	3,331,683	3,379,798	3,413,955	3,482,295	3,548,694	3,612,842	3,712,116
39102	39102-Remittance Processing Equipme	(1)	(1)	(1)	(1)	(1)	(1)	(1)	(1)	(1)	(1)	(1)	(1)	(1)	(1)	(1)	(1)	(1)
39103	39103-Office Furn. - Copiers & Type	(0)	(0)	(0)	(0)	(0)	(0)	(0)	(0)	(0)	(0)	(0)	(0)	(0)	(0)	(0)	(0)	(0)
39104	39104-G-Office Furniture & Equip.	23,545	23,200	22,855	22,510	22,165	21,820	21,475	21,084	20,693	20,302	19,912	19,521	19,130	18,740	18,349	17,958	17,582
39120	Off Furn & Equip-AEAM	141,082	139,862	138,642	137,423	136,203	134,983	133,766	132,072	130,379	128,685	126,992	125,298	123,605	121,912	120,218	118,525	116,893
39200	39200-Transportation Equipment	119,373	118,290	117,206	116,123	115,039	113,956	112,869	111,216	109,563	107,910	106,257	104,603	102,950	101,297	99,644	97,991	96,258
39300	39300-Stores Equipment	-	-	-	-	-	-	-	-	-	-	-	-	-	-	-	-	-
39400	39400-Tools, Shop, & Garage Equip.	9,860	9,353	8,863	8,484	8,104	7,724	7,662	7,335	7,007	6,680	6,352	6,025	5,697	5,370	5,042	4,715	4,403
39420	Tools And Garage-AEAM	(388)	(388)	(388)	(388)	(388)	(388)	(388)	(388)	(388)	(388)	(388)	(388)	(388)	(388)	(388)	(388)	(388)
39500	39500-Laboratory Equipment	-	-	-	-	-	-	-	-	-	-	-	-	-	-	-	-	-
39700	39700-Communication Equipment	484,342	481,629	478,916	476,202	473,489	486,846	484,043	487,660	490,682	493,625	494,345	496,092	497,002	499,961	502,803	505,509	510,435
39720	Commun Equip AEAM	70,702	70,458	70,215	69,971	69,728	69,484	69,241	68,808	68,374	67,940	67,507	67,073	66,640	66,206	65,772	65,339	64,929
39800	39800-Miscellaneous Equipment	68,034	67,731	67,428	67,125	66,822	66,520	66,218	65,566	64,915	64,264	63,613	62,962	62,311	61,659	61,008	60,357	59,727
39820	Misc Equip - AEAM	8,342	8,313	8,284	8,255	8,226	8,197	8,168	8,104	8,040	7,976	7,912	7,849	7,785	7,721	7,657	7,593	7,531
39900	39900-Other Tangible Equipm	0	0	0	0	0	0	0	0	0	0	0	0	0	0	0	0	0
39901	39901-Oth Tang Prop - Servers - H/W	37,252,663	36,919,235	36,589,979	38,149,091	35,915,135	35,585,817	35,257,282	34,834,173	34,411,024	33,987,868	33,564,569	33,141,334	32,718,043	32,294,881	31,871,709	31,448,527	31,045,853
39902	39902-Oth Tang Prop - Servers - S/W	203,051	147,680	103,014	61,803	51,248	49,070	4,700,878	6,614,039	8,345,871	10,048,519	11,092,165	12,433,502	13,523,959	15,211,846	16,859,140	18,460,478	20,660,914
39903	39903-Oth Tang Prop - Network - H/W	3,510,911	3,494,237	3,458,474	3,420,588	3,382,938	3,459,763	3,344,836	3,331,708	3,316,267	3,300,459	3,276,229	3,255,810	3,232,188	3,216,209	3,199,718	3,182,644	3,169,347
39904	39904-Oth Tang Prop - CPU	-	-	-	-	-	-	-	-	-	-	-	-	-	-	-	-	-
39905	39905-Oth Tang Prop - MF Hardware	-	-	-	-	-	-	-	-	-	-	-	-	-	-	-	-	-
39906	39906-Oth Tang Prop - PC Hardware	4,081,302	4,027,580	3,976,622	3,925,648	3,874,690	3,823,733	3,772,469	3,703,411	3,634,466	3,565,544	3,497,012	3,428,311	3,359,761	3,290,869	3,222,007	3,153,179	3,076,420
39907	39907-Oth Tang Prop - PC Software	28,152	27,547	26,943	26,339	25,735	25,131	24,555	23,814	23,073	22,332	21,590	20,849	20,108	19,367	18,626	17,885	17,081
39908	39908-Oth Tang Prop - Appl Software	38,244,996	38,427,568	37,851,244	37,351,516	36,824,664	36,724,309	36,444,563	36,521,771	36,539,846	36,549,745	36,339,927	36,231,143	36,039,421	36,049,466	36,047,524	36,031,774	36,266,869
39909	39909-Oth Tang Prop - Mainframe S/W	-	-	-	-	-	-	-	-	-	-	-	-	-	-	-	-	-
39921	Servers-Hardware-AEAM	1,845,921	1,823,692	1,801,649	1,779,600	3,647,217	3,609,382	3,571,663	4,325,261	5,004,645	5,670,698	6,072,019	6,591,082	7,008,631	7,663,507	8,300,474	8,917,413	9,772,914
39922	Servers-Software-AEAM	3,087,114	3,045,006	3,002,899	2,960,791	2,918,684	2,876,576	2,834,582	2,786,521	2,738,460	2,690,399	2,642,338	2,594,277	2,546,215	2,498,154	2,450,093	2,402,032	2,356,367
39923	Network Hardware-AEAM	376,010	372,455	368,917	365,378	361,840	358,302	468,931	512,985	552,653	591,623	614,617	644,840	668,986	707,633	745,307	781,877	831,879
39924	39924-Oth Tang Prop - Gen.	-	-	-	-	-	-	-	-	-	-	-	-	-	-	-	-	-
39926	Pc Hardware-AEAM	138,676	136,390	134,103	131,816	129,610	127,447	125,276	123,088	120,899	118,711	116,523	114,335	112,147	109,958	107,770	105,582	103,148
39928	Application SW-AEAM	9,389,157	9,229,688	9,179,453	9,019,363	8,859,272	8,699,181	8,539,811	8,353,637	8,167,463	7,981,289	7,795,115	7,608,941	7,422,767	7,236,593	7,050,419	6,864,245	6,693,359
39931	ALGN-Servers-Hardware	90,017	87,222	84,448	81,678	78,942	76,214	73,485	70,191	66,896	63,601	60,307	57,012	53,717	50,422	47,128	43,833	40,697
39932	ALGN-Servers-Software	414,875	408,305	401,736	395,166	388,597	382,027	375,463	368,518	361,574	354,630	347,686	340,742	333,797	326,853	319,909	312,965	306,367
39938	ALGN-Application SW	10,404,057	10,281,879	10,159,701	10,037,522	9,915,344	9,793,165	9,671,142	9,538,243	9,405,343	9,272,444	9,139,545	9,006,646	8,873,747	8,740,848	8,607,949	8,475,050	8,353,064
RWIP	RWIP	-	-	-	-	-	-	-	-	-	-	-	-	-	-	-	-	-
002 - Dallas Atmos Rate Division Total		**127,341,689**	**126,623,890**	**125,162,690**	**125,650,723**	**124,239,252**	**124,215,083**	**127,739,124**	**129,856,531**	**131,622,972**	**133,333,969**	**133,765,738**	**134,776,750**	**135,301,315**	**136,987,578**	**138,596,244**	**140,116,873**	**142,895,515**
		127,341,689	**126,623,890**	**125,162,690**	**125,650,723**	**124,239,252**	**124,215,083**	**127,739,124**	**129,856,531**	**131,622,972**	**133,333,969**	**133,765,738**	**134,776,750**	**135,301,315**	**136,987,578**	**138,596,244**	**140,116,873**	**142,895,515**
		-	**-**	**-**	**-**	**-**	**-**	**-**	**-**	**-**	**-**	**-**	**-**	**-**	**-**	**-**	**-**	**-**
012 - Call Center Division																		
38900	38900-Land	2,874,240	2,874,240	2,874,240	2,874,240	2,874,240	2,874,240	2,874,240	2,874,240	2,874,240	2,874,240	2,874,240	2,874,240	2,874,240	2,874,240	2,874,240	2,874,240	2,874,240
38910	38910-CKV-Land & Land Rights	1,886,443	1,886,443	1,886,443	1,886,443	1,886,443	1,886,443	1,886,443	1,886,443	1,886,443	1,886,443	1,886,443	1,886,443	1,886,443	1,886,443	1,886,443	1,886,443	1,886,443
39000	39000-Structures & Improvements	9,409,443	9,375,269	9,341,095	9,306,921	9,272,746	9,257,457	9,223,266	9,197,937	9,172,596	9,148,065	9,122,436	9,098,210	9,073,822	9,050,324	9,027,285	9,004,258	8,982,105
39009	39009-Improv. to Leased Premises	887,898	877,106	866,314	855,522	844,730	833,937	823,232	809,677	796,123	782,569	769,014	755,460	741,906	728,351	714,797	701,243	689,538
39010	39010-CKV-Structures & Improvements	7,593,179	7,559,987	7,526,795	7,493,603	7,460,411	7,427,219	7,394,027	7,369,056	7,344,084	7,319,113	7,294,141	7,269,170	7,244,198	7,219,226	7,194,255	7,169,283	7,144,312
39100	39100-Office Furniture & Equipment	1,285,930	1,275,055	1,264,181	1,253,306	1,242,431	1,231,557	1,220,708	1,205,692	1,190,676	1,175,659	1,160,643	1,145,626	1,130,610	1,115,594	1,100,577	1,085,561	1,071,090
39101	Office Furniture And	-	-	-	-	-	-	-	-	-	-	-	-	-	-	-	-	-
39102	Remittance Processing	-	-	-	-	-	-	-	-	-	-	-	-	-	-	-	-	-
39103	39103-Office Furn. - Copiers & Type	-	-	-	-	-	-	-	-	-	-	-	-	-	-	-	-	-
39110	CKV-Office Furn & Eq	536,244	533,898	531,552	529,239	526,927	627,996	625,225	629,484	633,651	642,218	644,729	654,901	664,130	678,181	694,675	711,162	732,447
39210	CKV-Transportation Eq	(437)	(437)	(437)	(450)	(455)	(455)	(455)	(455)	(455)	(455)	(455)	(455)	(455)	(455)	(455)	(455)	(455)
39410	CKV-Tools Shop Garage	459,166	452,955	446,744	443,280	437,050	440,756	436,972	430,700	424,409	418,706	412,176	406,676	401,038	396,041	391,360	386,663	382,906
39510	CKV-Laboratory Equip	(125)	(125)	(125)	(125)	(125)	(125)	(125)	(125)	(125)	(125)	(125)	(125)	(125)	(125)	(125)	(125)	(125)
39700	39700-Communication Equipment	282,130	273,215	264,299	255,384	246,468	237,579	228,765	218,052	207,338	196,625	185,911	175,198	164,484	153,771	143,057	132,344	122,236
39710	39710-CKV-Communication Equipment	139,620	139,178	138,736	138,294	137,852	137,411	136,969	136,450	135,930	135,410	134,890	134,370	133,850	133,330	132,810	132,290	131,800
39800	39800-Miscellaneous Equipment	107,996	107,643	107,289	106,936	106,582	106,229	105,876	105,072	104,267	103,463	102,658	101,854	101,049	100,245	99,440	98,636	97,858
39810	CKV-Misc Equipment	349,061	380,837	379,588	378,366	377,117	407,924	406,594	408,147	409,640	413,893	414,339	419,592	424,248	431,927	441,133	450,329	462,549
39900	39900-Other Tangible Property	154,265	154,265	154,265	154,265	154,265	154,265	154,265	154,265	154,265	154,265	154,265	154,265	154,265	154,265	154,265	154,265	154,265
39901	39901-Oth Tang Prop - Servers - H/W	3,104,417	3,039,236	2,974,054	2,908,872	2,843,690	2,778,509	2,713,538	2,650,910	2,588,282	2,525,653	2,463,025	2,400,397	2,337,769	2,275,141	2,212,513	2,149,884	2,090,270
39902	39902-Oth Tang Prop - Servers - S/W	39,634	36,472	33,310	30,148	26,986	23,825	20,663	4,499	(11,665)	(11,665)	(11,665)	(11,665)	(11,665)	(11,665)	(11,665)	(11,665)	(11,665)
39903	39903-Oth Tang Prop - Network - H/W	450,469	445,225	439,981	434,738	429,494	424,250	418,981	413,300	407,620	401,939	396,258	390,577	384,896	379,216	373,535	367,854	361,657
39906	39906-Oth Tang Prop - PC Hardware	1,573,527	1,558,791	1,544,055	1,529,319	1,514,583	1,499,847	1,484,987	1,459,992	1,434,997	1,410,002	1,385,007	1,360,012	1,335,016	1,310,021	1,285,026	1,260,031	1,232,232
39907	39907-Oth Tang Prop - PC Software	57,199	57,199	57,199	57,199	57,199	57,199	57,199	57,199	57,199	57,199	57,199	57,199	57,199	57,199	57,199	57,199	57,199
39908	39908-Oth Tang Prop - Appl Software	38,600,057	38,047,500	37,577,807	37,022,520	36,467,272	35,912,284	36,359,134	35,789,060	35,218,012	34,690,778	34,103,038	33,591,656	33,070,757	32,597,850	32,149,164	31,700,246	31,351,458
39910	39910-CKV-Other Tangible Property	15,216	49,121	47,047	44,973	42,899	40,825	38,754	39,220	39,634	41,553	41,342	43,769	45,835	49,539	54,044	58,496	64,583
39916	39916-CKV-Oth Tang Prop-PC Hardwa	51,146	50,149	49,152	48,154	47,157	46,160	45,157	43,420	41,683	39,945	38,208	36,471	34,733	32,996	31,258	29,521	27,589
39917	39917-CKV-Oth Tang Prop-PC Softwar	30,451	30,431	30,411	30,391	30,371	30,351	30,331	30,301	30,272	30,242	30,212	30,183	30,153	30,124	30,094	30,065	30,033
39918	CKV-Oth Tang Prop-App	9,966	9,966	9,966	9,966	9,966	9,966	9,966	9,966	9,966	9,966	9,966	9,966	9,966	9,966	9,966	9,966	9,966
39924	Oth Tang Prop - Gen.	-	-	-	-	-	-	-	-	-	-	-	-	-	-	-	-	-
RWIP	RWIP	-	-	-	-	-	-	-	-	-	-	-	-	-	-	-	-	-
012 - Call Center Division Total		**69,897,137**	**69,213,619**	**68,543,961**	**67,791,504**	**67,036,301**	**66,445,648**	**66,694,713**	**65,922,500**	**65,149,081**	**64,445,700**	**63,667,895**	**62,983,988**	**62,288,362**	**61,651,744**	**61,044,891**	**60,437,733**	**59,944,530**

091 - Brentwood Division																		
30100	30100-Organization	185,309	185,309	185,309	185,309	185,309	185,309	185,309	185,309	185,309	185,309	185,309	185,309	185,309	185,309	185,309	185,309	185,309
30300	30300-Misc. Intangible Plant	1,109,552	1,109,552	1,109,552	1,109,552	1,109,552	1,109,552	1,109,552	1,109,552	1,109,552	1,109,552	1,109,552	1,109,552	1,109,552	1,109,552	1,109,552	1,109,552	1,109,552
39001	39001-Structures - Frame	70,416	69,758	69,101	68,443	67,785	67,128	66,470	66,101	65,732	65,363	64,994	64,625	64,255	63,886	63,517	63,148	62,490
39004	39004-Air Conditioning Equipment	1,325	1,273	1,221	1,169	1,117	1,065	1,013	931	848	766	683	601	518	436	354	271	219
39009	39009-Improv. to Leased Premises	-	-	-	-	-	-	-	-	-	-	-	-	-	-	-	-	-
39100	39100-Office Furniture & Equipment	21,143	20,999	20,854	20,710	20,566	20,421	20,277	20,165	20,053	19,941	19,828	19,716	19,604	19,492	19,380	19,267	19,123
39101	Office Furniture And	-	-	-	-	-	-	-	-	-	-	-	-	-	-	-	-	-
39103	Office Machines	-	-	-	-	-	-	-	-	-	-	-	-	-	-	-	-	-
39200	39200-Trans Equip- Group	7,083	6,877	6,670	6,614	6,558	6,501	6,445	6,427	6,408	6,390	6,371	6,353	6,334	6,316	6,297	6,279	6,247
39300	Stores Equipment	-	-	-	-	-	-	-	-	-	-	-	-	-	-	-	-	-
39400	39400-Tools, Shop, & Garage Equip.	67,064	66,505	65,945	65,386	64,826	64,267	63,708	63,265	62,822	62,379	61,937	61,494	61,051	60,608	60,166	59,723	59,164
39600	39600-Power Operated Equipment	7,826	7,744	7,662	7,580	7,498	7,416	7,334	7,294	7,254	7,215	7,175	7,135	7,096	7,056	7,016	6,977	6,895
39700	39700-Communication Equipment	22,067	22,067	22,067	22,067	22,067	22,067	22,067	22,067	22,067	22,067	22,067	22,067	22,067	22,067	22,067	22,067	22,067
39701	Communication Equip.	-	-	-	-	-	-	-	-	-	-	-	-	-	-	-	-	-
39702	Communication Equip.	-	-	-	-	-	-	-	-	-	-	-	-	-	-	-	-	-
39800	39800-Miscellaneous Equipment	126,994	126,994	126,994	126,994	126,994	126,994	126,994	126,994	126,994	126,994	126,994	126,994	126,994	126,994	126,994	126,994	126,994
39900	39900-Other Tangible Property	-	-	-	-	-	-	-	-	-	-	-	-	-	-	-	-	-
39901	39901-Oth Tang Prop - Servers - H/W	-	-	-	-	-	-	-	-	-	-	-	-	-	-	-	-	-
39902	39902-Oth Tang Prop - Servers - S/W	-	-	-	-	-	-	-	-	-	-	-	-	-	-	-	-	-
39903	39903-Oth Tang Prop - Network - H/W	13,961	13,702	13,443	13,184	12,925	12,667	12,408	12,172	11,937	11,701	11,466	11,230	10,994	10,759	10,523	10,288	10,029
39906	39906-Oth Tang Prop - PC Hardware	-	-	-	-	-	-	-	-	-	-	-	-	-	-	-	-	-
39907	39907-Oth Tang Prop - PC Software	2,827	2,348	1,870	1,392	913	435	-	-	-	-	-	-	-	-	-	-	-
39908	39908-Oth Tang Prop - Appl Software	-	-	-	-	-	-	-	-	-	-	-	-	-	-	-	-	-
RWIP	RWIP	(52,517)	(52,517)	(52,517)	(52,517)	(52,517)	(52,517)	(52,517)	(52,517)	(52,517)	(52,517)	(52,517)	(52,517)	(52,517)	(52,517)	(52,517)	(52,517)	(52,517)
091 - Brentwood Division Total		**1,583,050**	**1,580,611**	**1,578,171**	**1,575,882**	**1,573,594**	**1,571,305**	**1,569,059**	**1,567,759**	**1,566,459**	**1,565,159**	**1,563,858**	**1,562,558**	**1,561,258**	**1,559,958**	**1,558,657**	**1,557,357**	**1,555,572**

009 - Kentucky Division																		
30100	30100-Organization	-	-	-	-	-	-	-	-	-	-	-	-	-	-	-	-	-
30200	30200-Franchises & Consents	-	-	-	-	-	-	-	-	-	-	-	-	-	-	-	-	-
32540	32540-Rights-of-Way	-	-	-	-	-	-	-	-	-	-	-	-	-	-	-	-	-
33202	33202-Tributary Lines	-	-	-	-	-	-	-	-	-	-	-	-	-	-	-	-	-
33400	33400-Field Meas. & Reg. Sta. Equip	-	-	-	-	-	-	-	-	-	-	-	-	-	-	-	-	-
35010	35010-Land	261,127	261,127	261,127	261,127	261,127	261,127	261,127	261,127	261,127	261,127	261,127	261,127	261,127	261,127	261,127	261,127	261,127
35020	35020-Rights of Ways	537	534	532	529	526	524	521	518	516	513	510	508	505	502	500	497	494
35100	35100-Structures & Improvements	10,568	10,543	10,519	10,494	10,470	10,445	10,421	10,396	10,372	10,347	10,323	10,298	10,274	10,249	10,225	10,200	10,176
35102	35102-Compressor Station Equipment	37,940	37,765	37,590	37,415	107,406	107,151	106,896	106,641	106,386	106,131	105,875	105,620	105,365	105,110	104,855	104,600	104,344
35103	35103-Meas. & Reg. Sta. Structures	2,720	2,699	2,678	2,656	2,635	2,614	2,593	2,571	2,550	2,529	2,508	2,487	2,465	2,444	2,423	2,402	2,381
35104	35104-Other Structures	34,759	34,600	34,442	34,284	34,126	33,968	33,810	33,652	33,494	33,336	33,178	33,020	32,862	32,704	32,546	32,388	32,230
35200	35200-Wells	7,171,863	7,179,616	7,164,811	7,150,007	7,135,203	7,120,399	7,105,595	7,090,790	7,075,986	8,680,090	8,662,705	8,645,320	8,627,934	8,610,549	8,593,164	8,575,778	8,558,393
35201	35201-Well Construction	245,071	242,804	240,537	238,271	236,004	233,737	231,471	229,204	226,937	224,671	222,404	220,137	217,871	215,604	213,337	211,071	208,804
35202	35202-Well Equipment	209,114	208,347	207,580	206,812	206,045	205,278	204,510	203,743	202,976	202,208	201,441	200,673	199,906	199,138	198,371	197,603	196,836
35203	35203-Cushion Gas	1,033,358	1,031,380	1,029,403	1,027,426	1,025,448	1,023,471	1,021,494	1,019,516	1,017,539	1,015,562	1,013,585	1,011,607	1,009,630	1,007,653	1,005,675	1,003,698	1,001,721
35210	35210-Leaseholds	12,951	12,868	12,785	12,701	12,618	12,535	12,451	12,368	12,285	12,201	12,118	12,035	11,951	11,868	11,785	11,702	11,618
35211	35211-Storage Rights	10,898	10,852	10,805	10,759	10,712	10,666	10,619	10,573	10,527	10,480	10,434	10,387	10,341	10,294	10,248	10,202	10,155
35301	35301-Field Lines	73,651	73,467	73,283	73,099	72,914	72,730	72,546	72,362	72,178	71,994	71,810	71,626	71,442	71,257	71,073	70,889	70,705
35302	35302-Tributary Lines	60,188	59,968	59,748	59,528	59,308	59,089	58,869	58,649	58,429	58,209	57,990	57,770	57,550	57,330	57,111	56,891	56,671
35400	35400-Compressor Station Equipment	5,859,533	5,850,843	5,796,008	5,798,115	5,789,461	5,780,807	5,772,153	5,763,457	5,754,762	17,692,660	17,666,916	17,641,173	17,615,429	17,589,685	17,563,941	17,538,197	17,512,453
35500	35500-Meas. & Reg. Equipment	114,961	114,536	114,110	113,685	113,259	112,834	112,408	111,982	111,557	111,131	110,706	110,280	109,855	109,429	109,004	108,578	108,152
35600	35600-Purification Equipment	1,062,948	1,060,183	1,057,417	1,054,651	1,051,886	1,049,120	1,046,355	1,043,589	1,040,823	1,038,058	1,035,292	1,032,526	1,029,761	1,026,995	1,024,230	1,021,464	1,018,698
36510	36510-Land & Land Rights	26,970	26,970	26,970	26,970	26,970	26,970	26,970	26,970	26,970	26,970	26,970	26,970	26,970	26,970	26,970	26,970	26,970
36520	36520-Rights-Of-Way	293,267	292,652	292,037	291,423	290,808	290,193	289,579	288,964	288,349	287,735	287,120	286,505	285,891	285,276	284,661	284,047	283,432
36602	36602-Structures & Improvements	25,284	25,238	25,192	25,146	25,100	25,054	25,007	24,961	199,735	373,207	372,833	372,458	372,083	371,709	371,334	370,959	370,585
36603	36603-Other Structures	(2,068)	(2,068)	(2,068)	(2,068)	(2,068)	(2,068)	(2,068)	(2,068)	(2,068)	(2,068)	(2,068)	(2,068)	(2,068)	(2,068)	(2,068)	(2,068)	(2,068)
36700	36700-Mains - Cathodic Protection	16,657	16,533	16,410	16,287	16,164	16,041	15,917	15,794	15,671	15,548	15,425	15,301	15,178	15,055	14,932	14,809	14,685
36701	36701-Mains - Steel	10,454,829	10,422,828	10,390,827	10,358,826	10,326,825	10,294,824	10,262,823	10,230,822	10,198,821	10,166,820	10,134,819	10,102,818	10,070,817	10,038,816	10,006,816	9,974,815	9,942,814
36703	36703-Mains - Anodes	650	604	557	511	465	418	372	325	279	233	186	140	94	47	1	(46)	(46)
36900	36900-Meas. & Reg. Sta. Equipment	1,441,666	1,438,683	1,435,700	1,432,717	1,429,735	1,426,752	1,423,769	1,420,787	1,417,804	1,414,821	1,411,838	1,408,856	1,405,873	1,402,890	1,399,908	1,396,925	1,393,942
36901	36901-Meas. & Reg. Sta. Equipment	316,845	313,459	310,074	306,689	303,303	299,918	296,533	293,147	289,762	286,377	282,991	279,606	276,221	272,835	269,450	266,065	262,679
37400	37400-Land & Land Rights	531,167	531,167	531,167	531,167	531,167	531,167	531,167	531,167	531,167	613,356	613,356	613,356	613,356	613,356	613,356	613,356	613,356
37401	37401-Land	428,640	428,640	428,640	428,640	428,640	428,640	428,640	428,640	428,640	428,640	428,640	428,640	428,640	428,640	428,640	428,640	428,640
37402	37402-Land Rights	3,614,104	3,608,289	3,602,767	3,597,220	3,591,967	3,586,433	3,581,456	3,576,917	3,572,378	3,567,840	3,563,301	3,558,762	3,554,224	3,549,685	3,545,146	3,540,608	3,536,069
37403	37403-Land Other	2,784	2,784	2,784	2,784	2,784	2,784	2,784	2,784	2,784	2,784	2,784	2,784	2,784	2,784	2,784	2,784	2,784
37500	37500-Structures & Improvements	208,264	207,861	207,457	207,054	206,651	206,247	205,844	205,440	205,037	204,634	204,230	203,827	203,423	203,020	202,617	202,213	201,810
37501	37501-Structures & Improvements T.B	20,563	20,443	20,324	20,204	20,084	19,964	19,844	19,725	19,605	19,485	19,365	19,246	19,126	19,006	18,886	18,766	18,647
37502	37502-Land Rights	6,719	6,664	6,608	6,553	6,497	6,442	6,386	6,330	6,275	6,219	6,164	6,108	6,053	5,997	5,942	5,886	5,831
37503	37503-Improvements	1,902	1,897	1,892	1,887	1,882	1,878	1,873	1,868	1,863	1,858	1,854	1,849	1,844	1,839	1,834	1,830	1,825
37600	37600-Mains - Cathodic Protection	1,728,754	1,743,694	1,766,431	1,740,664	1,762,940	1,816,653	1,825,063	1,811,789	1,798,515	1,785,240	1,771,966	1,758,692	1,745,417	1,732,143	1,718,869	1,705,594	1,692,320
37601	37601-Mains - Steel	201,300,717	201,109,721	200,924,352	200,770,975	201,543,744	201,511,743	201,246,498	200,961,265	200,783,277	199,934,165	199,641,964	199,349,763	199,057,563	198,765,362	198,473,161	198,180,960	197,888,759
37602	37602-Mains - Plastic	191,018,533	191,009,632	192,116,994	191,583,936	192,882,602	192,207,312	192,006,430	191,996,123	193,690,513	193,878,486	193,750,226	193,629,243	193,497,624	193,359,933	193,226,678	193,096,886	192,965,733
37603	37603 - Mains - Anodes	1,580,433	1,565,619	1,550,806	1,575,868	1,560,918	1,545,968	1,553,189	1,604,044	1,605,120	1,587,758	1,602,037	1,617,990	1,631,763	1,644,290	1,657,681	1,671,628	1,685,238
37604	37604-Mains - Leak Clamps	1,776,696	1,744,885	1,713,840	1,688,701	1,657,986	1,627,609	1,599,164	1,570,873	1,542,582	1,514,290	1,485,999	1,457,708	1,429,417	1,401,126	1,372,835	1,344,543	1,316,252
37800	37800-Meas. & Reg. Sta. Eq-General	20,872,141	20,672,103	20,630,741	20,583,174	20,536,498	20,488,412	20,708,976	20,674,864	20,627,368	20,579,871	20,532,374	20,484,878	20,437,381	20,389,885	20,342,388	20,294,891	20,247,395
37900	37900-Meas. & Reg. - City Gate	6,364,628	6,351,296	6,337,708	6,324,131	6,310,543	6,296,955	6,283,367	6,270,053	6,256,457	6,242,861	6,229,265	6,215,669	6,202,073	6,188,477	6,174,881	6,161,285	6,147,689
37905	37905-Meas. & Reg. Sta. Equip T.B.	715,187	712,080	708,973	705,866	702,758	699,651	696,544	693,437	690,329	687,222	684,115	681,008	677,900	674,793	671,686	668,579	665,471
38000	38000-Services	149,116,057	149,314,486	149,510,692	149,722,366	150,028,984	150,391,918	150,783,616	151,242,408	151,485,731	151,775,888	152,067,284	152,388,006	152,660,456	152,906,500	153,162,009	153,443,240	153,718,337
38100	38100-Meters	28,555,193	28,549,442	28,550,589	28,740,514	28,776,291	28,759,501	29,050,126	29,171,839	29,010,262	28,991,217	29,121,967	29,270,597	29,394,365	29,504,177	29,621,575	29,747,704	29,870,082
38200	38200-Meter Installations	40,989,264	41,112,467	41,296,316	40,981,184	41,119,363	41,175,317	40,799,968	40,634,231	40,468,663	40,302,764	40,199,397	40,098,444	39,992,840	39,884,823	39,776,439	39,671,671	39,566,298
38300	38300-House Regulators	3,182,651	3,203,265	3,241,786	3,411,895	3,450,312	3,457,078	3,661,146	3,650,746	3,640,346	3,629,946	3,619,546	3,609,146	3,598,746	3,588,346	3,577,946	3,567,546	3,557,146
38400	38400-House Reg. Installations	244,110	244,222	249,732	251,742	255,598	262,354	263,572	262,538	261,505	260,471	259,438	258,405	257,371	256,338	255,304	254,271	253,237
38500	38500-Ind. Meas. & Reg. Sta. Equip	2,555,383	2,560,848	2,578,169	2,642,288	2,771,041	2,784,359	2,756,908	2,748,797	2,740,685	2,732,573	2,724,462	2,716,350	2,708,238	2,700,127	2,692,015	2,683,903	2,675,792
38900	38900-Land & Land Rights	1,211,697	1,211,697	1,211,697	1,211,697	1,211,697	1,211,697	1,211,697	1,211,697	1,211,697	1,211,697	1,211,697	1,211,697	1,211,697	1,211,697	1,211,697	1,211,697	1,211,697
39000	39000-Structures & Improvements	7,457,357	7,439,057	7,420,758	7,402,458	7,483,291	7,465,114	7,447,585	7,429,081	7,410,578	7,392,074	7,373,571	7,355,067	7,336,564	7,318,060	7,299,557	7,281,053	7,262,550
39002	39002-Structures - Brick	61,660	61,309	60,959	60,608	60,258	59,907	59,557	59,206	58,856	58,505	58,154	57,804	57,453	57,103	56,752	56,402	56,051
39003	39003-Improvements	578,838	577,063	575,287	573,512	571,737	569,962	568,187	566,412	564,636	562,861	561,086	559,311	557,536	555,760	553,985	552,210	550,435
39004	39004-Air Conditioning Equipment	5,007	4,961	4,915	4,869	4,823	4,777	4,731	4,685	4,638	4,592	4,546	4,500	4,454	4,408	4,362	4,316	4,270
39009	39009-Improv. to Leased Premises	-	-	-	-	-	-	-	-	-	-	-	-	-	-	-	-	-
39100	39100-Office Furniture & Equipment	485,429	477,928	486,332	479,452	471,899	464,345	456,792	449,221	441,650	434,080	426,509	418,939	411,368	403,797	396,227	388,656	381,086
39103	Office Machines	-	-	-	-	-	-	-	-	-	-	-	-	-	-	-	-	-

39200	39200-Transportation Equipment	119,008	118,338	117,667	116,997	116,327	115,657	114,986	114,316	113,646	112,975	112,305	111,635	110,965	110,294	109,624	108,954	108,283
39202	39202-WKG Trailers	30,780	30,644	30,508	30,373	30,237	30,101	29,966	29,830	29,694	29,559	29,423	29,287	29,152	29,016	28,880	28,745	28,609
39400	39400-Tools, Shop, & Garage Equip.	3,464,258	3,589,475	3,556,869	3,526,011	3,493,398	3,460,784	3,597,810	3,565,581	3,598,181	3,564,181	3,530,181	3,496,180	3,462,180	3,428,180	3,394,180	3,360,180	3,326,179
39603	39603-Ditchers	-	-	-	-	-	-	-	-	-	-	-	-	-	-	-	-	-
39604	39604-Backhoes	-	-	-	-	-	-	-	-	-	-	-	-	-	-	-	-	-
39605	39605-Welders	-	-	-	-	-	-	-	-	-	-	-	-	-	-	-	-	-
39700	39700-Communication Equipment	109,038	106,673	104,309	101,945	99,581	97,217	94,853	101,052	98,640	96,228	93,816	91,404	88,992	86,580	84,168	81,756	79,344
39701	Communication Equip.	-	-	-	-	-	-	-	-	-	-	-	-	-	-	-	-	-
39702	Communication Equip.	-	-	-	-	-	-	-	-	-	-	-	-	-	-	-	-	-
39705	39705-Comm. Equip. - Telemetering	-	-	-	-	-	-	-	-	-	-	-	-	-	-	-	-	-
39800	39800-Miscellaneous Equipment	1,169,646	1,213,370	1,229,525	1,361,749	1,354,880	1,343,236	1,332,913	1,318,203	1,503,276	1,552,459	1,536,299	1,520,139	1,503,979	1,487,819	1,471,659	1,455,499	1,439,339
39901	Servers Hardware	3,147	2,892	2,637	2,382	2,126	1,871	1,616	1,361	1,106	851	596	340	85	(170)	(170)	(170)	(170)
39902	Servers Software	-	-	-	-	-	-	-	-	-	-	-	-	-	-	-	-	-
39903	39903-Oth Tang Prop - Network - H/W	-	-	-	-	-	-	-	-	-	-	-	-	-	-	-	-	-
39906	39906-Oth Tang Prop - PC Hardware	195,969	180,723	165,476	150,230	135,248	120,266	110,362	99,307	88,251	77,196	66,140	55,085	44,030	32,974	21,919	10,863	(192)
39907	39907-Oth Tang Prop - PC Software	-	-	-	-	-	-	-	-	-	-	-	-	-	-	-	-	-
39908	39908-Oth Tang Prop - Appl Software	-	-	-	-	-	-	-	-	-	-	-	-	-	-	-	-	-
RWIP	RWIP Recon	1,884,164	1,941,973	2,083,187	1,972,224	1,923,281	1,779,119	1,655,581	1,655,581	1,655,581	1,655,581	1,655,581	1,655,581	1,655,581	1,655,581	1,655,581	1,655,581	1,655,581
009 - Kentucky Division Total		**700,366,171**	**700,384,639**	**701,637,971**	**701,061,379**	**703,654,484**	**703,007,036**	**703,101,936**	**703,002,254**	**704,583,299**	**717,601,301**	**717,198,674**	**716,854,622**	**716,419,966**	**715,935,217**	**715,472,709**	**715,052,289**	**714,619,726**
		700,366,171	**700,384,639**	**701,637,971**	**701,061,379**	**703,654,484**	**703,007,036**	**703,101,936**	**702,995,981**	**704,570,755**	**717,582,484**	**717,173,585**	**716,823,262**	**716,382,333**	**715,891,312**	**715,422,532**	**714,995,839**	**714,557,005**
		-	-	-	-	-	-	-	6,272	12,544	18,817	25,089	31,361	37,633	43,905	50,177	56,450	62,722
	002 - Dallas Atmos Rate Division	5,810,521	5,777,768	5,711,095	5,733,363	5,668,959	5,667,856	5,828,656	5,925,272	6,005,873	6,083,945	6,103,646	6,149,778	6,173,714	6,250,657	6,324,059	6,393,445	6,520,232
	012 - Call Center Division	3,768,722	3,731,868	3,695,762	3,655,190	3,614,471	3,582,624	3,596,054	3,554,417	3,512,716	3,474,791	3,432,853	3,395,978	3,358,471	3,324,146	3,291,426	3,258,689	3,232,096
	091 - Brentwood Division	791,050	789,831	788,612	787,468	786,325	785,181	784,059	783,409	782,759	782,110	781,460	780,810	780,161	779,511	778,861	778,211	777,319
	009 - Kentucky Division	700,366,171	700,384,639	701,637,971	701,061,379	703,654,484	703,007,036	703,101,936	703,002,254	704,583,299	717,601,301	717,198,674	716,854,622	716,419,966	715,935,217	715,472,709	715,052,289	714,619,726
	TOTAL	**710,736,464**	**710,684,106**	**711,833,440**	**711,237,401**	**713,724,239**	**713,042,697**	**713,310,705**	**713,265,352**	**714,884,648**	**727,942,146**	**727,516,634**	**727,181,189**	**726,732,312**	**726,289,531**	**725,867,055**	**725,482,634**	**725,149,374**

Div	Allocation %	
2	4.56%	4.56%
12	5.39%	5.39%
91	49.97%	49.97%

Projected May-25	Projected Jun-25	Projected Jul-25	Projected Aug-25	Projected Sep-25	Projected Oct-25	Projected Nov-25	Projected Dec-25	Projected Jan-26	Projected Feb-26	Projected Mar-26
4,309,304	4,265,762	4,231,883	4,202,640	4,174,003	4,149,962	4,122,652	4,097,910	4,066,691	4,035,766	4,005,194
8,947,659	8,918,137	8,888,615	8,859,093	8,829,572	8,800,050	8,770,528	8,741,006	8,711,484	8,681,963	8,652,441
2,436,022	2,754,659	2,962,437	3,116,874	3,264,049	3,358,446	3,489,891	3,591,722	3,767,179	3,938,888	4,106,181
22,405	22,357	22,308	22,259	22,210	22,161	22,112	22,063	22,015	21,966	21,917
37,185	36,983	36,781	36,579	36,376	36,174	35,972	35,770	35,568	35,366	35,164
3,789,742	3,920,592	3,999,485	4,053,317	4,103,608	4,129,145	4,171,842	4,200,595	4,263,552	4,324,589	4,383,396
(1)	(1)	(1)	(1)	(1)	(1)	(1)	(1)	(1)	(1)	(1)
(0)	(0)	(0)	(0)	(0)	(0)	(0)	(0)	(0)	(0)	(0)
17,205	16,829	16,452	16,076	15,699	15,323	14,946	14,570	14,193	13,817	13,440
115,261	113,629	111,997	110,366	108,734	107,102	105,470	103,838	102,206	100,575	98,943
94,526	92,794	91,062	89,330	87,598	85,866	84,134	82,402	80,670	78,938	77,206
-	-	-	-	-	-	-	-	-	-	-
4,090	3,778	3,465	3,153	2,841	2,528	2,216	1,904	1,591	1,279	966
(388)	(388)	(388)	(388)	(388)	(388)	(388)	(388)	(388)	(388)	(388)
-	-	-	-	-	-	-	-	-	-	-
514,062	520,882	524,586	526,788	528,777	529,282	530,816	531,514	534,263	536,897	539,398
64,520	64,111	63,702	63,293	62,884	62,475	62,066	61,657	61,247	60,838	60,429
59,098	58,468	57,839	57,209	56,579	55,950	55,320	54,691	54,061	53,431	52,802
7,470	7,408	7,346	7,285	7,223	7,161	7,099	7,038	6,976	6,914	6,853
0	0	0	0	0	0	0	0	0	0	0
30,643,094	30,240,535	29,837,775	29,434,917	29,032,044	28,629,075	28,226,170	27,823,210	27,420,379	27,017,538	26,614,687
22,472,463	25,214,691	27,032,512	28,402,358	29,704,551	30,565,703	31,725,218	32,634,422	34,141,893	35,609,600	37,032,166
3,151,051	3,144,616	3,126,336	3,102,307	3,077,393	3,046,824	3,020,052	2,990,063	2,967,698	2,944,802	2,921,305
-	-	-	-	-	-	-	-	-	-	-
-	-	-	-	-	-	-	-	-	-	-
2,999,899	2,922,848	2,846,348	2,770,117	2,693,934	2,618,014	2,541,927	2,465,992	2,389,717	2,313,474	2,237,267
16,277	15,473	14,670	13,866	13,062	12,258	11,454	10,650	9,847	9,043	8,239
36,373,532	36,794,653	36,907,991	36,872,763	36,816,327	36,613,219	36,511,408	36,326,883	36,344,452	36,350,360	36,342,780
-	-	-	-	-	-	-	-	-	-	-
10,471,055	11,538,945	12,235,184	12,750,749	13,237,845	13,547,455	13,975,133	14,301,570	14,865,740	15,412,401	15,939,427
2,310,702	2,265,037	2,219,373	2,173,708	2,128,043	2,082,378	2,036,713	1,991,048	1,945,383	1,899,719	1,854,054
872,400	935,421	975,971	1,005,615	1,033,579	1,050,817	1,075,256	1,093,592	1,126,394	1,158,187	1,188,840
-	-	-	-	-	-	-	-	-	-	-
100,715	98,281	95,847	93,414	90,980	88,546	86,113	83,679	81,245	78,812	76,378
6,522,473	6,351,588	6,180,702	6,009,817	5,838,931	5,668,046	5,497,160	5,326,275	5,155,389	4,984,503	4,813,618
37,561	34,425	31,288	28,152	25,016	21,880	18,744	15,608	12,471	9,335	6,199
299,769	293,171	286,573	279,975	273,377	266,779	260,181	253,583	246,985	240,387	233,789
8,231,079	8,109,093	7,987,108	7,865,122	7,743,136	7,621,151	7,499,165	7,377,180	7,255,194	7,133,209	7,011,223
-	-	-	-	-	-	-	-	-	-	-
144,920,230	**148,754,778**	**150,795,247**	**151,966,750**	**153,007,982**	**153,193,381**	**153,959,369**	**154,240,045**	**155,684,097**	**157,052,207**	**158,333,911**
144,920,230	**148,754,778**	**150,795,247**	**151,966,750**	**153,007,982**	**153,193,381**	**153,959,369**	**154,240,045**	**155,684,097**	**157,052,207**	**158,333,911**
-	**-**	**-**	**-**	**-**	**-**	**-**	**-**	**-**	**-**	**-**
2,874,240	2,874,240	2,874,240	2,874,240	2,874,240	2,874,240	2,874,240	2,874,240	2,874,240	2,874,240	2,874,240
1,886,443	1,886,443	1,886,443	1,886,443	1,886,443	1,886,443	1,886,443	1,886,443	1,886,443	1,886,443	1,886,443
8,959,383	8,936,380	8,912,832	8,887,761	8,863,469	8,837,761	8,813,455	8,788,986	8,765,405	8,742,282	8,719,172
677,833	666,129	654,424	642,719	631,014	619,309	607,605	595,900	584,195	572,490	560,785
7,119,340	7,094,369	7,069,397	7,044,425	7,019,454	6,994,482	6,969,511	6,944,539	6,919,568	6,894,596	6,869,625
1,056,620	1,042,150	1,027,679	1,013,209	998,739	984,268	969,798	955,327	940,857	926,387	911,916
-	-	-	-	-	-	-	-	-	-	-
-	-	-	-	-	-	-	-	-	-	-
-	-	-	-	-	-	-	-	-	-	-
750,537	767,023	780,465	785,539	794,832	796,353	805,495	813,702	826,707	842,146	857,582
(455)	(455)	(455)	(455)	(455)	(455)	(455)	(455)	(455)	(455)	(455)
378,702	374,267	369,409	363,414	357,978	351,488	346,018	340,412	335,441	330,784	326,112
(125)	(125)	(125)	(125)	(125)	(125)	(125)	(125)	(125)	(125)	(125)
112,129	102,021	91,913	81,806	71,698	61,590	51,483	41,375	31,268	21,160	11,052
131,309	130,819	130,328	129,838	129,347	128,857	128,366	127,876	127,385	126,895	126,404
97,080	96,302	95,524	94,746	93,968	93,191	92,413	91,635	90,857	90,079	89,301
472,755	481,948	489,224	491,243	495,905	495,686	500,246	504,215	511,191	519,686	528,173
154,265	154,265	154,265	154,265	154,265	154,265	154,265	154,265	154,265	154,265	154,265
2,030,655	1,971,041	1,911,426	1,851,812	1,792,197	1,732,583	1,672,968	1,613,354	1,553,739	1,494,125	1,434,510
(11,665)	(11,665)	(11,665)	(11,665)	(11,665)	(11,665)	(11,665)	(11,665)	(11,665)	(11,665)	(11,665)
355,460	349,262	343,065	336,868	330,671	324,474	318,276	312,079	305,882	299,685	293,487
1,204,434	1,176,635	1,148,836	1,121,038	1,093,239	1,065,440	1,037,642	1,009,843	982,044	954,246	926,447
57,199	57,199	57,199	57,199	57,199	57,199	57,199	57,199	57,199	57,199	57,199
30,970,694	30,573,834	30,146,524	29,635,693	29,166,877	28,620,504	28,150,080	27,670,263	27,238,228	26,830,360	26,422,364
69,510	73,833	77,060	77,363	79,096	78,120	79,752	81,028	83,926	87,618	91,261
25,656	23,724	21,792	19,860	17,927	15,995	14,063	12,131	10,198	8,266	6,334
30,001	29,968	29,936	29,904	29,872	29,840	29,808	29,776	29,744	29,712	29,680
9,966	9,966	9,966	9,966	9,966	9,966	9,966	9,966	9,966	9,966	9,966
-	-	-	-	-	-	-	-	-	-	-
-	-	-	-	-	-	-	-	-	-	-
59,411,966	**58,859,573**	**58,269,703**	**57,577,105**	**56,936,152**	**56,199,809**	**55,556,845**	**54,902,308**	**54,306,502**	**53,740,385**	**53,174,075**

185,309	185,309	185,309	185,309	185,309	185,309	185,309	185,309	185,309	185,309	185,309
1,109,552	1,109,552	1,109,552	1,109,552	1,109,552	1,109,552	1,109,552	1,109,552	1,109,552	1,109,552	1,109,552
61,833	61,175	60,518	59,860	59,203	58,545	57,887	57,230	56,572	55,915	55,257
167	115	63	11	(41)	(41)	(41)	(41)	(41)	(41)	(41)
-	-	-	-	-	-	-	-	-	-	-
18,979	18,834	18,690	18,546	18,402	18,257	18,113	17,969	17,824	17,680	17,536
-	-	-	-	-	-	-	-	-	-	-
-	-	-	-	-	-	-	-	-	-	-
6,216	6,185	6,154	6,123	6,092	6,061	6,029	5,998	5,967	5,936	5,905
-	-	-	-	-	-	-	-	-	-	-
58,604	58,045	57,485	56,926	56,367	55,807	55,248	54,688	54,129	53,570	53,010
6,812	6,730	6,648	6,566	6,484	6,402	6,319	6,237	6,155	6,073	5,991
22,067	22,067	22,067	22,067	22,067	22,067	22,067	22,067	22,067	22,067	22,067
-	-	-	-	-	-	-	-	-	-	-
-	-	-	-	-	-	-	-	-	-	-
126,994	126,994	126,994	126,994	126,994	126,994	126,994	126,994	126,994	126,994	126,994
-	-	-	-	-	-	-	-	-	-	-
-	-	-	-	-	-	-	-	-	-	-
-	-	-	-	-	-	-	-	-	-	-
9,770	9,511	9,252	8,993	8,735	8,476	8,217	7,958	7,699	7,440	7,181
-	-	-	-	-	-	-	-	-	-	-
-	-	-	-	-	-	-	-	-	-	-
-	-	-	-	-	-	-	-	-	-	-
(52,517)	(52,517)	(52,517)	(52,517)	(52,517)	(52,517)	(52,517)	(52,517)	(52,517)	(52,517)	(52,517)
1,553,786	**1,552,001**	**1,550,215**	**1,548,430**	**1,546,644**	**1,544,911**	**1,543,177**	**1,541,444**	**1,539,711**	**1,537,977**	**1,536,244**

-	-	-	-	-	-	-	-	-	-	-
-	-	-	-	-	-	-	-	-	-	-
-	-	-	-	-	-	-	-	-	-	-
-	-	-	-	-	-	-	-	-	-	-
-	-	-	-	-	-	-	-	-	-	-
261,127	261,127	261,127	261,127	261,127	261,127	261,127	261,127	261,127	261,127	261,127
492	489	486	484	481	478	476	473	471	468	465
10,151	10,127	10,102	10,078	10,053	10,029	10,004	9,980	9,955	9,931	9,906
104,089	103,834	103,579	103,324	103,069	102,813	102,558	102,303	102,048	101,793	101,537
2,359	2,338	2,317	2,296	2,275	2,253	2,232	2,211	2,190	2,168	2,147
32,071	31,913	31,755	31,597	31,439	31,281	31,123	30,965	30,807	30,649	30,491
8,541,008	9,331,923	9,313,249	10,899,421	10,878,189	10,856,956	10,835,724	10,814,492	10,793,259	10,772,027	10,750,795
206,537	204,271	202,004	199,737	197,471	195,204	192,937	190,671	188,404	186,137	183,871
196,068	195,301	194,533	193,766	192,999	192,231	191,464	190,696	189,929	189,161	188,394
999,743	997,766	995,789	993,812	991,834	989,857	987,880	985,902	983,925	981,948	979,970
11,535	11,452	11,368	11,285	11,202	11,118	11,035	10,952	10,868	10,785	10,702
10,109	10,062	10,016	9,970	9,923	9,877	9,830	9,784	9,737	9,691	9,645
70,521	70,337	70,153	69,969	69,784	69,600	69,416	69,232	69,048	68,864	68,680
56,451	56,231	56,012	55,792	55,572	55,352	55,133	54,913	54,693	54,473	54,253
17,486,709	17,460,965	17,435,221	17,409,477	17,383,733	17,357,989	17,332,246	17,306,502	17,280,758	17,255,014	17,229,270
107,727	107,301	106,876	106,450	106,025	105,599	105,173	104,748	104,322	103,897	103,471
1,015,933	1,013,167	1,010,402	1,007,636	1,004,870	1,002,105	999,339	996,573	993,808	991,042	988,277
26,970	26,970	26,970	26,970	26,970	26,970	26,970	26,970	26,970	26,970	26,970
282,817	282,202	281,588	280,973	280,358	279,744	279,129	278,514	277,900	277,285	276,670
370,210	369,836	369,461	369,086	368,712	368,337	367,962	367,588	367,213	366,839	366,464
(2,068)	(2,068)	(2,068)	(2,068)	(2,068)	(2,068)	(2,068)	(2,068)	(2,068)	(2,068)	(2,068)
14,562	14,439	14,316	14,193	14,069	13,946	13,823	13,700	13,577	13,453	13,330
9,910,813	9,878,812	9,846,811	9,814,810	9,782,809	9,750,808	9,718,807	9,686,806	9,654,805	9,622,804	9,590,803
(46)	(46)	(46)	(46)	(46)	(46)	(46)	(46)	(46)	(46)	(46)
1,390,959	1,387,977	1,384,994	1,382,011	1,379,029	1,376,046	1,373,063	1,370,080	1,367,098	1,364,115	1,361,132
259,294	255,909	252,523	249,138	245,753	242,367	238,982	235,597	232,211	228,826	225,441
613,356	613,356	613,356	613,356	613,356	613,356	613,356	613,356	613,356	613,356	613,356
428,640	428,640	428,640	428,640	428,640	428,640	428,640	428,640	428,640	428,640	428,640
3,531,530	3,526,992	3,522,453	3,517,915	3,513,376	3,508,837	3,504,299	3,499,760	3,495,221	3,490,683	3,486,144
2,784	2,784	2,784	2,784	2,784	2,784	2,784	2,784	2,784	2,784	2,784
201,406	201,003	200,600	200,196	199,793	199,389	198,986	198,583	198,179	197,776	197,372
18,527	18,407	18,287	18,167	18,048	17,928	17,808	17,688	17,569	17,449	17,329
5,775	5,720	5,664	5,609	5,553	5,498	5,442	5,387	5,331	5,276	5,220
1,820	1,815	1,810	1,806	1,801	1,796	1,791	1,786	1,782	1,777	1,772
1,679,046	1,665,771	1,652,497	1,639,223	1,625,949	1,612,674	1,599,400	1,586,126	1,572,851	1,559,577	1,546,303
197,596,558	197,499,841	197,207,415	197,017,422	202,246,424	201,947,509	201,648,594	201,349,678	201,050,763	200,751,848	200,452,932
192,832,024	192,701,752	192,568,530	192,441,949	194,701,364	194,561,730	194,421,910	194,281,905	194,246,455	194,105,945	193,965,250
1,698,305	1,711,976	1,725,008	1,739,316	1,752,706	1,763,784	1,774,770	1,785,664	1,796,466	1,807,177	1,817,795
1,287,961	1,259,670	1,231,379	1,203,088	1,174,796	1,146,505	1,118,214	1,089,923	1,061,632	1,033,341	1,005,049
20,199,898	20,152,402	20,104,905	20,057,408	20,562,782	20,514,764	20,466,746	20,418,728	20,370,710	20,322,693	20,274,675
6,134,093	7,073,572	7,058,249	7,042,927	9,699,983	9,679,819	9,659,655	9,698,446	9,678,175	9,657,905	9,637,634
662,364	659,257	656,150	653,042	649,935	646,828	643,721	640,613	637,506	634,399	631,292
153,982,106	154,256,662	154,517,764	154,817,512	155,095,988	155,370,362	155,643,899	155,916,599	156,188,464	156,459,492	156,729,684
29,986,328	30,108,578	30,223,566	30,355,021	33,255,934	33,348,547	33,440,167	33,530,795	33,620,430	33,709,073	33,796,723
39,459,855	39,353,853	39,246,533	39,143,909	39,038,963	38,936,003	38,832,943	38,729,781	38,626,519	38,523,156	38,419,691
3,546,747	3,536,347	3,525,947	3,515,547	3,505,147	3,494,747	3,484,347	3,473,947	3,463,547	3,453,147	3,442,747
252,204	251,170	250,137	249,103	248,070	247,037	246,003	244,970	243,936	242,903	241,869
2,667,680	2,659,568	2,651,457	2,643,345	2,635,233	2,627,122	2,619,010	2,610,898	2,602,787	2,594,675	2,586,563
1,211,697	1,211,697	1,211,697	1,211,697	1,211,697	1,211,697	1,211,697	1,211,697	1,211,697	1,211,697	1,211,697
7,244,046	7,225,543	7,207,039	7,188,536	7,391,394	7,372,442	7,353,489	7,334,536	7,315,584	7,296,631	7,277,678
55,701	55,350	54,999	54,649	54,298	53,948	53,597	53,247	52,896	52,546	52,195
548,660	546,884	545,109	543,334	541,559	539,784	538,009	536,233	534,458	532,683	530,908
4,224	4,178	4,131	4,085	4,039	3,993	3,947	3,901	3,855	3,809	3,763
-	-	-	-	-	-	-	-	-	-	-
373,515	365,945	358,374	350,803	343,233	335,662	328,092	320,521	312,951	305,380	297,809
-	-	-	-	-	-	-	-	-	-	-

107,613	106,943	106,273	105,602	104,932	104,262	103,592	102,921	102,251	101,581	100,910
28,473	28,337	28,202	28,066	27,930	27,795	27,659	27,523	27,388	27,252	27,116
3,292,179	3,258,179	3,224,179	3,190,179	4,365,317	4,325,365	4,285,413	4,245,461	4,205,509	4,165,557	4,125,605
-	-	-	-	-	-	-	-	-	-	-
-	-	-	-	-	-	-	-	-	-	-
-	-	-	-	-	-	-	-	-	-	-
76,933	74,521	72,109	69,697	67,285	64,873	62,461	60,049	57,637	55,225	52,813
-	-	-	-	-	-	-	-	-	-	-
-	-	-	-	-	-	-	-	-	-	-
-	-	-	-	-	-	-	-	-	-	-
1,423,179	1,407,019	1,390,859	1,374,699	1,500,956	1,484,016	1,467,076	1,450,136	1,433,196	1,416,256	1,399,316
(170)	(170)	(170)	(170)	(170)	(170)	(170)	(170)	(170)	(170)	(170)
-	-	-	-	-	-	-	-	-	-	-
-	-	-	-	-	-	-	-	-	-	-
(192)	(192)	(192)	(192)	(192)	(192)	(192)	(192)	(192)	(192)	(192)
-	-	-	-	-	-	-	-	-	-	-
-	-	-	-	-	-	-	-	-	-	-
1,655,581	1,655,581	1,655,581	1,655,581	1,655,581	1,655,581	1,655,581	1,655,581	1,655,581	1,655,581	1,655,581
714,176,589	**715,711,587**	**715,260,859**	**716,585,139**	**731,650,117**	**731,164,689**	**730,677,055**	**730,246,168**	**729,858,752**	**729,364,256**	**728,867,552**
714,107,595	**715,636,321**	**715,179,321**	**716,497,329**	**731,556,034**	**731,064,335**	**730,570,428**	**730,133,268**	**729,739,581**	**729,238,812**	**728,735,836**
68,994	75,266	81,538	87,810	94,083	100,355	106,627	112,899	119,171	125,443	131,716
6,612,619	6,787,587	6,880,692	6,934,147	6,981,658	6,990,117	7,025,069	7,037,876	7,103,767	7,166,193	7,224,677
3,203,382	3,173,598	3,141,793	3,104,449	3,069,890	3,030,188	2,995,521	2,960,229	2,928,105	2,897,581	2,867,046
776,427	775,535	774,643	773,750	772,858	771,992	771,126	770,260	769,393	768,527	767,661
714,176,589	715,711,587	715,260,859	716,585,139	731,650,117	731,164,689	730,677,055	730,246,168	729,858,752	729,364,256	728,867,552
724,769,016	**726,448,306**	**726,057,987**	**727,397,486**	**742,474,523**	**741,956,987**	**741,468,770**	**741,014,533**	**740,660,018**	**740,196,557**	**739,726,936**

		Base Period																F			
		Actual	Actual	Actual	Actual	Actual	Actual	Budget	Budget	Budget	Budget	Budget	Budget	Budget	Budget	Budget	Budget	Budget	Budget	Budget	Budget
Div		**Jan-24**	**Feb-24**	**Mar-24**	**Apr-24**	**May-24**	**Jun-24**	**Jul-24**	**Aug-24**	**Sep-24**	**Oct-24**	**Nov-24**	**Dec-24**	**Jan-25**	**Feb-25**	**Mar-25**	**Apr-25**	**May-25**	**Jun-25**	**Jul-25**	**Aug-25**
002	SSU	730,851	65,646	1,936,690	5,663	1,427,917	5,083,326	3,959,738	3,639,767	3,615,108	2,355,943	2,960,395	2,495,196	3,688,303	3,641,717	3,584,203	4,764,356	4,043,019	5,900,414	4,139,706	3,297,319
012	SSU	71,281	-	2,752	-	165,230	1,034,565	102,555	102,003	156,527	83,101	177,529	166,941	227,013	258,226	259,567	319,397	281,701	263,427	227,292	125,304
091	Division Office	-	-	-	-	-	-	-	-	(0)	-	-	-	-	-	-	-	-	-	-	-
~~009~~	~~KY~~	~~1,599,796~~	~~2,806,940~~	~~990,278~~	~~4,158,842~~	~~987,005~~	~~1,645,075~~	~~5,978,828~~	~~5,853,574~~	~~5,843,901~~	~~4,946,495~~	~~3,586,465~~	~~4,996,835~~	~~5,382,158~~	~~5,511,810~~	~~5,895,938~~	~~5,624,592~~	~~5,400,474~~	~~5,228,569~~	~~5,238,373~~	~~5,319,508~~

***NOTE*: Oct – Dec 2022 exlcudes PRP capital spending in the amount of $8,097,158**

Forecast Test Period

Budget	Projected	Projected	Projected	Projected	Projected	Projected	grow
Sep-25	**Oct-25**	**Nov-25**	**Dec-25**	**Jan-26**	**Feb-26**	**Mar-26**	rate
3,192,784	2,355,943	2,960,395	2,495,196	3,688,303	3,641,717	3,584,203	1.00
178,001	83,101	177,529	166,941	227,013	258,226	259,567	1.00
-	-	-	-	-	-	-	1.00
~~-5,205,108~~	~~-5,029,463~~	~~-4,739,496~~	~~-4,670,457~~	~~-2,449,834~~	~~-2,446,744~~	~~-2,643,708~~	~~1.00~~

FERC (utility account)	Tax Life
30100	NONE
30200	SL 15
30300	SL 3
32540	NONE
33202	MACRS 7
33400	MACRS 7
35010	NONE
35020	NONE
35100	MACRS 39
35102	MACRS 39
35103	MACRS 39
35104	MACRS 39
35200	MACRS 7
35201	MACRS 7
35202	MACRS 7
35203	MACRS 7
35210	MACRS 7
35211	MACRS 7
35300	MACRS 7
35301	MACRS 7
35302	MACRS 7
35400	MACRS 7
35500	MACRS 7
35600	MACRS 7
36500	NONE
36510	NONE
36520	NONE
36600	MACRS 39
36602	MACRS 39
36603	MACRS 39
36700	MACRS 15
36701	MACRS 15
36702	MACRS 15
36703	MACRS 15
36800	MACRS 15
36900	MACRS 15
36901	MACRS 15
37000	MACRS 7
37100	MACRS 15
37400	NONE
37401	NONE
37402	NONE
37403	NONE
37500	MACRS 39
37501	MACRS 39
37502	MACRS 39
37503	MACRS 39
37600	MACRS 15
37601	MACRS 15
37602	MACRS 15
37603	MACRS 15
37604	MACRS 15
37800	MACRS 15
37900	MACRS 15
37905	MACRS 15
38000	MACRS 20
38100	MACRS 20
38200	MACRS 20
38300	MACRS 20
38400	MACRS 20
38500	MACRS 20
38700	MACRS 15
	MACRS 20
38900	NONE
38910	NONE
39000	MACRS 39
39001	MACRS 39
39002	MACRS 39
39003	MACRS 39
39004	MACRS 7
39005	MACRS 39
39009	MACRS 39
39010	MACRS 39
39020	MACRS 39
39029	MACRS 39
39100	MACRS 7
39101	MACRS 7

Tax Rate	Tax Rate Rollup	Method
ACE 10 Net	ACE 10	ACE
ACE 14 Net	ACE 14	ACE
ACE 20 Net	ACE 20	ACE
ACE 22 Net	ACE 22	ACE
ACE 35 Net	ACE 35	ACE
ACE 4 Net	ACE 4	ACE
ACE 40 Net	ACE 40	ACE
ACE 6 Net	ACE 6	ACE
ACRS 10	ACRS 10	ACRS
ACRS 15	MACRS 15	ACRS
ACRS 15 JUN	MACRS 39	ACRS
ACRS 15 MAR	MACRS 39	ACRS
ACRS 15 SEP	MACRS 39	ACRS
ACRS 18 JUN	MACRS 39	ACRS
ACRS 19 JUN	MACRS 39	ACRS
ACRS 3	SL 3	ACRS
ACRS 5	MACRS 5	ACRS
ACRS 5 MVG	MACRS 5	ACRS
AMT 10	AMT 10	AMT
AMT 14	AMT 14	AMT
AMT 15	AMT 15	AMT
AMT 15 NET TXU	AMT15	AMT
AMT 20	AMT 20	AMT
AMT 20 NET TXU	AMT 20	AMT
AMT 22	AMT 22	AMT
AMT 3	AMT 3	AMT
AMT 35	AMT 35	AMT
AMT 4	AMT 4	AMT
AMT 40	AMT 40	AMT
AMT 40 TXU	AMT 40	AMT
AMT 5	AMT 5	AMT
AMT 5 TXU	AMT 5	AMT
AMT 6	AMT 6	AMT
AMT 7	AMT 7	AMT
AMT 7 TXU	AMT 7	AMT
DB 150 33	DB 150 33	DDB
DB 150 50	DB 150 50	DDB
DDB 33	DDB 33	DDB
DDB/SYD 24	DDB 24	DDB
DDB/SYD 24 MVG	DDB 2	DDB
DDB/SYD 28	DDB 28	DDB
DDB/SYD 28 MVG	DDB 2	DDB
DDB/SYD 3	DDB 3	DDB
DDB/SYD 5	DDB 5	DDB
DDB/SYD 8	DDB 8	DDB
MACRS 10	MACRS 10	MACRS
MACRS 15	MACRS 15	MACRS
MACRS 15 Full	MACRS 15	MACRS
MACRS 15 NET ANG	MACRS 15	MACRS
MACRS 15 NET TXU	MACRS 15	MACRS
MACRS 20	MACRS 20	MACRS
MACRS 20 Full	MACRS 20	MACRS
MACRS 20 NET TXU	MACRS 20	MACRS
MACRS 3	SL 3	MACRS
MACRS 31.5 DEC	MACRS 39	MACRS
MACRS 31.5 JUN	MACRS 39	MACRS
MACRS 31.5 MAR	MACRS 39	MACRS
MACRS 31.5 SEP	MACRS 39	MACRS
MACRS 39	MACRS 39	MACRS
MACRS 39 APR	MACRS 39	MACRS
MACRS 39 AUG	MACRS 39	MACRS
MACRS 39 DEC	MACRS 39	MACRS
MACRS 39 FEB	MACRS 39	MACRS
MACRS 39 Full	MACRS 39	MACRS
MACRS 39 JAN	MACRS 39	MACRS
MACRS 39 JUL	MACRS 39	MACRS
MACRS 39 JUN	MACRS 39	MACRS
MACRS 39 MAR	MACRS 39	MACRS
MACRS 39 MAY	MACRS 39	MACRS
MACRS 39 NOV	MACRS 39	MACRS
MACRS 39 OCT	MACRS 39	MACRS
MACRS 39 SEP	MACRS 39	MACRS
MACRS 39 SL	MACRS 39	MACRS
MACRS 39 TXU	MACRS 39	MACRS
MACRS 5	MACRS 5	MACRS
MACRS 5 Full	MACRS 5	MACRS

39102	MACRS 7
39103	MACRS 7
39104	MACRS 7
39120	MACRS 7
39110	MACRS 7
39200	MACRS 5
39202	MACRS 5
39210	MACRS 5
39300	MACRS 5
39400	MACRS 7
39410	MACRS 7
39420	MACRS 7
39500	MACRS 7
39510	MACRS 7
39600	MACRS 7
39603	MACRS 7
39604	MACRS 7
39605	MACRS 7
39700	MACRS 5
39701	MACRS 5
39702	MACRS 5
39705	MACRS 7
39710	MACRS 7
39720	MACRS 7
39800	MACRS 7
39810	MACRS 7
39820	MACRS 7
39900	MACRS 7
39901	MACRS 5
39902	SL 3
39903	MACRS 5
39904	MACRS 5
39905	MACRS 5
39906	MACRS 5
39907	SL 3
39908	SL 3
39909	SL 3
39910	SL 3
39916	MACRS 5
39917	SL 3
39918	MACRS 5
39921	MACRS 5
39922	SL 3
39923	MACRS 5
39924	MACRS 5
39926	MACRS 5
39928	SL 3
39931	MACRS 5
39932	SL 3
39938	SL 3
Acquisition Adj	MACRS 15
Gas Storage	NONE

MACRS 5 Luxury	MACRS 5	MACRS
MACRS 5 MVG	MACRS 5	MACRS
MACRS 5 TXU	MACRS 5	MACRS
MACRS 7	MACRS 7	MACRS
MACRS 7 Full	MACRS 7	MACRS
MACRS 7 TXU	MACRS 7	MACRS
MACRS SL 3	SL 3	SL
NONE	NONE	NONE
SL 10	SL 10	SL
SL 12	SL 12	SL
SL 15	SL 15	SL
SL 16	SL 16	SL
SL 16.5	SL 16.5	SL
SL 16.5 MVG	SL 16.5	SL
SL 17.5	SL 17.5	SL
SL 17.5 MVG	SL 17.5	SL
SL 18	SL 18	SL
SL 20	SL 20	SL
SL 22	SL 22	SL
SL 24	SL 24	SL
SL 26	SL 26	SL
SL 27	SL 27	SL
SL 28	SL 28	SL
SL 29	SL 29	SL
SL 3	SL 3	SL
SL 3 APR	SL 3	SL
SL 3 AUG	SL 3	SL
SL 3 DEC	SL 3	SL
SL 3 FEB	SL 3	SL
SL 3 JAN	SL 3	SL
SL 3 JUL	SL 3	SL
SL 3 JUN	SL 3	SL
SL 3 MAR	SL 3	SL
SL 3 MAY	SL 3	SL
SL 3 MVG	SL 3	SL
SL 3 NOV	SL 3	SL
SL 3 OCT	SL 3	SL
SL 3 SEP	SL 3	SL
SL 3 TXU	SL 3	SL
SL 30	SL 30	SL
SL 33	SL 33	SL
SL 33.33	SL 33.33	SL
SL 38.5	SL 38.5	SL
SL 40	SL 40	SL
SL 45	SL 45	SL
SL 5	SL 5	SL
SL 7	SL 7	SL
SL 8	SL 8	SL
ZERO RATE TXU	NONE	NONE
MACRS 15 Full (481a)	MACRS 15	MACRS

39931	MACRS 5
39932	SL 3
39938	SL 3

	Depreciation rate for recovery period						
Year	3-year	5-year	7-year	10-year	15-year	20-year	39-year
1	16.667%	20.000%	14.290%	10.000%	5.000%	3.750%	1.282%
2	33.333%	32.000%	24.490%	18.000%	9.500%	7.219%	2.564%
3	33.333%	19.200%	17.490%	14.400%	8.550%	6.677%	2.564%
4	16.667%	11.520%	12.490%	11.520%	7.700%	6.177%	2.564%
5	0.000%	11.520%	8.930%	9.220%	6.930%	5.713%	2.564%
6	0.000%	5.760%	8.920%	7.370%	6.230%	5.285%	2.564%
7	0.000%	0.000%	8.930%	6.550%	5.900%	4.888%	2.564%
8	0.000%	0.000%	4.460%	6.550%	5.900%	4.522%	2.564%
9	0.000%	0.000%	0.000%	6.560%	5.910%	4.462%	2.564%
10	0.000%	0.000%	0.000%	6.550%	5.900%	4.461%	2.564%
11	0.000%	0.000%	0.000%	3.280%	5.910%	4.462%	2.564%
12	0.000%	0.000%	0.000%	0.000%	5.900%	4.461%	2.564%
13	0.000%	0.000%	0.000%	0.000%	5.910%	4.462%	2.564%
14	0.000%	0.000%	0.000%	0.000%	5.900%	4.461%	2.564%
15	0.000%	0.000%	0.000%	0.000%	5.910%	4.462%	2.564%
16	0.000%	0.000%	0.000%	0.000%	2.950%	4.461%	2.564%
17	0.000%	0.000%	0.000%	0.000%	0.000%	4.462%	2.564%
18	0.000%	0.000%	0.000%	0.000%	0.000%	4.461%	2.564%
19	0.000%	0.000%	0.000%	0.000%	0.000%	4.462%	2.564%
20	0.000%	0.000%	0.000%	0.000%	0.000%	4.461%	2.564%
21	0.000%	0.000%	0.000%	0.000%	0.000%	2.231%	2.564%

Gross Plant Balance

Division	utility_account	Base Period 13 Month Average	Fcst Test Period 13 Month Average	Balance Actual Dec-23	Base Period Actual Jan-24	Actual Feb-24	Actual Mar-24	Actual Apr-24	Actual May-24	Actual Jun-24	Projected Jul-24	Projected Aug-24	Projected Sep-24	Projected Oct-24	Projected Nov-24	Projected Dec-24	Projected Jan-25	Projected Feb-25
002 - Dallas Atmos Rate Division																		
39000	39000-Structures & Improvements	5,916,039	5,655,050	5,998,308	5,998,308	5,905,607	5,905,607	5,905,607	5,953,318	5,947,783	5,926,154	5,906,274	5,886,527	5,873,659	5,857,489	5,843,860	5,823,714	5,803,822
39005	39005-G-Structures & Improvements	14,884,953	14,884,953	14,884,953	14,884,953	14,884,953	14,884,953	14,884,953	14,884,953	14,884,953	14,884,953	14,884,953	14,884,953	14,884,953	14,884,953	14,884,953	14,884,953	14,884,953
39009	39009-Improv. to Leased Premises	10,800,026	14,013,114	10,090,399	10,090,399	10,090,399	10,090,399	10,090,399	10,785,632	10,667,796	10,914,965	11,142,162	11,367,819	11,514,879	11,699,669	11,855,420	12,085,647	12,312,965
39020	Struct & Improv AEAM	24,633	24,633	24,633	24,633	24,633	24,633	24,633	24,633	24,633	24,633	24,633	24,633	24,633	24,633	24,633	24,633	24,633
39029	Improv-Leased AEAM	54,743	54,743	54,743	54,743	54,743	54,743	54,743	54,743	54,743	54,743	54,743	54,743	54,743	54,743	54,743	54,743	54,743
39100	39100-Office Furniture & Equipment	6,503,800	8,019,912	6,188,277	6,188,277	6,188,277	6,188,277	6,188,277	6,307,198	6,457,881	6,573,292	6,679,377	6,784,743	6,853,410	6,939,694	7,012,419	7,119,919	7,226,061
39102	39102-Remittance Processing Equipment	-	-	-	-	-	-	-	-	-	-	-	-	-	-	-	-	-
39103	39103-Office Furn. - Copiers & Type	-	-	-	-	-	-	-	-	-	-	-	-	-	-	-	-	-
39104	39104-G-Office Furniture & Equip.	71,036	71,036	71,036	71,036	71,036	71,036	71,036	71,036	71,036	71,036	71,036	71,036	71,036	71,036	71,036	71,036	71,036
39120	Off Furn & Equip-AEAM	307,893	307,893	307,893	307,893	307,893	307,893	307,893	307,893	307,893	307,893	307,893	307,893	307,893	307,893	307,893	307,893	307,893
39200	39200-Transportation Equipment	315,397	315,397	315,397	315,397	315,397	315,397	315,397	315,397	315,397	315,397	315,397	315,397	315,397	315,397	315,397	315,397	315,397
39300	39300-Stores Equipment	-	-	-	-	-	-	-	-	-	-	-	-	-	-	-	-	-
39400	39400-Tools, Shop, & Garage Equip.	47,606	30,134	67,989	67,989	67,989	67,989	67,989	67,989	30,134	30,134	30,134	30,134	30,134	30,134	30,134	30,134	30,134
39420	Tools And Garage-AEAM	-	-	-	-	-	-	-	-	-	-	-	-	-	-	-	-	-
39500	39500-Laboratory Equipment	-	-	-	-	-	-	-	-	-	-	-	-	-	-	-	-	-
39700	39700-Communication Equipment	586,444	676,658	566,830	566,830	566,830	566,830	566,830	582,996	582,996	589,916	596,277	602,595	606,713	611,886	616,247	622,693	629,057
39720	Commun Equip AEAM	77,436	77,436	77,436	77,436	77,436	77,436	77,436	77,436	77,436	77,436	77,436	77,436	77,436	77,436	77,436	77,436	77,436
39800	39800-Miscellaneous Equipment	107,931	107,931	107,931	107,931	107,931	107,931	107,931	107,931	107,931	107,931	107,931	107,931	107,931	107,931	107,931	107,931	107,931
39820	Misc Equip - AEAM	10,582	10,582	10,582	10,582	10,582	10,582	10,582	10,582	10,582	10,582	10,582	10,582	10,582	10,582	10,582	10,582	10,582
39900	39900-Other Tangible Equipm	-	-	-	-	-	-	-	-	-	-	-	-	-	-	-	-	-
39901	39901-Oth Tang Prop - Servers - H/W	38,361,368	38,220,532	38,213,534	38,211,772	38,214,199	40,119,200	38,214,561	38,214,561	38,214,564	38,215,005	38,215,410	38,215,812	38,216,075	38,216,404	38,216,682	38,217,093	38,217,499
39902	39902-Oth Tang Prop - Servers - S/W	12,771,336	39,713,273	7,359,575	7,359,575	7,359,575	7,359,575	7,359,575	7,359,575	12,121,818	14,160,417	16,034,286	17,895,458	19,108,373	20,632,478	21,917,085	23,815,941	25,690,813
39903	39903-Oth Tang Prop - Network - H/W	4,547,943	4,874,974	4,461,345	4,482,251	4,484,079	4,483,781	4,483,719	4,599,239	4,522,228	4,548,291	4,572,248	4,596,042	4,611,549	4,631,034	4,647,457	4,671,733	4,695,703
39904	39904-Oth Tang Prop - CPU	-	-	-	-	-	-	-	-	-	-	-	-	-	-	-	-	-
39905	39905-Oth Tang Prop - MF Hardware	-	-	-	-	-	-	-	-	-	-	-	-	-	-	-	-	-
39906	39906-Oth Tang Prop - PC Hardware	4,544,444	4,529,780	4,548,671	4,545,907	4,545,907	4,545,890	4,545,890	4,545,890	4,545,890	4,544,700	4,543,606	4,542,519	4,541,811	4,540,921	4,540,171	4,539,062	4,537,968
39907	39907-Oth Tang Prop - PC Software	82,728	82,728	82,728	82,728	82,728	82,728	82,728	82,728	82,728	82,728	82,728	82,728	82,728	82,728	82,728	82,728	82,728
39908	39908-Oth Tang Prop - Appl Software [1]	96,201,561	108,286,378	94,200,103	94,914,776	94,861,719	94,893,728	94,898,640	95,333,006	95,588,266	96,271,180	96,898,911	97,522,388	97,928,705	98,439,268	98,869,600	99,505,702	100,133,769
39909	39909-Oth Tang Prop - Mainframe S/W	-	-	-	-	-	-	-	-	-	-	-	-	-	-	-	-	-
39921	Servers-Hardware-AEAM	5,331,033	15,816,787	2,872,842	2,872,656	2,872,656	2,872,651	4,778,102	4,778,102	4,778,102	5,593,697	6,343,388	7,087,998	7,573,257	8,183,015	8,696,956	9,456,643	10,206,734
39922	Servers-Software-AEAM	5,425,529	5,425,529	5,425,529	5,425,529	5,425,529	5,425,529	5,425,529	5,425,529	5,425,529	5,425,529	5,425,529	5,425,529	5,425,529	5,425,529	5,425,529	5,425,529	5,425,529
39923	Network Hardware-AEAM	591,813	1,245,268	460,563	460,546	460,546	460,546	460,546	460,546	576,066	625,510	670,959	716,100	745,518	782,483	813,640	859,695	905,168
39924	39924-Oth Tang Prop - Gen.	-	-	-	-	-	-	-	-	-	-	-	-	-	-	-	-	-
39926	Pc Hardware-AEAM	146,532	146,532	146,532	146,532	146,532	146,532	146,532	146,532	146,532	146,532	146,532	146,532	146,532	146,532	146,532	146,532	146,532
39928	Application SW-AEAM	29,572,964	29,590,572	29,476,123	29,476,123	29,590,572	29,590,572	29,590,572	29,590,572	29,590,572	29,590,572	29,590,572	29,590,572	29,590,572	29,590,572	29,590,572	29,590,572	29,590,572
39931	ALGN-Servers-Hardware	297,267	297,267	297,267	297,267	297,267	297,267	297,267	297,267	297,267	297,267	297,267	297,267	297,267	297,267	297,267	297,267	297,267
39932	ALGN-Servers-Software	783,917	783,917	783,917	783,917	783,917	783,917	783,917	783,917	783,917	783,917	783,917	783,917	783,917	783,917	783,917	783,917	783,917
39938	ALGN-Application SW	21,123,037	21,123,037	21,123,037	21,123,037	21,123,037	21,123,037	21,123,037	21,123,037	21,123,037	21,123,037	21,123,037	21,123,037	21,123,037	21,123,037	21,123,037	21,123,037	21,123,037
002 - Dallas Atmos Rate Division Total		**259,489,990**	**314,386,046**	**248,218,173**	**248,949,025**	**248,921,970**	**250,858,660**	**250,864,323**	**252,292,240**	**257,337,710**	**261,297,448**	**264,937,216**	**268,552,323**	**270,908,266**	**273,868,661**	**276,363,857**	**280,052,160**	**283,693,877**
				248,218,173	**248,949,025**	**248,921,970**	**250,858,660**	**250,864,323**	**252,292,240**	**257,337,710**								
				-	-	-	-	-	-	-								
012 - Call Center Division																		
38900	38900-Land	2,874,240	2,874,240	2,874,240	2,874,240	2,874,240	2,874,240	2,874,240	2,874,240	2,874,240	2,874,240	2,874,240	2,874,240	2,874,240	2,874,240	2,874,240	2,874,240	2,874,240
38910	38910-CKV-Land & Land Rights	1,886,443	1,886,443	1,886,443	1,886,443	1,886,443	1,886,443	1,886,443	1,886,443	1,886,443	1,886,443	1,886,443	1,886,443	1,886,443	1,886,443	1,886,443	1,886,443	1,886,443
39000	39000-Structures & Improvements	13,537,284	13,584,463	13,522,713	13,522,713	13,522,713	13,522,713	13,522,713	13,541,655	13,541,697	13,543,225	13,544,745	13,547,078	13,548,316	13,550,962	13,553,450	13,556,833	13,560,681
39009	39009-Improv. to Leased Premises	3,170,598	3,170,598	3,170,598	3,170,598	3,170,598	3,170,598	3,170,598	3,170,598	3,170,598	3,170,598	3,170,598	3,170,598	3,170,598	3,170,598	3,170,598	3,170,598	3,170,598
39010	39010-CKV-Structures & Improvements	12,590,703	12,590,703	12,590,703	12,590,703	12,590,703	12,590,703	12,590,703	12,590,703	12,590,703	12,590,703	12,590,703	12,590,703	12,590,703	12,590,703	12,590,703	12,590,703	12,590,703
39100	39100-Office Furniture & Equipment	2,730,258	2,730,258	2,730,258	2,730,258	2,730,258	2,730,258	2,730,258	2,730,258	2,730,258	2,730,258	2,730,258	2,730,258	2,730,258	2,730,258	2,730,258	2,730,258	2,730,258
39101	Office Furniture And	-	-	-	-	-	-	-	-	-	-	-	-	-	-	-	-	-
39102	Remittance Processing	-	-	-	-	-	-	-	-	-	-	-	-	-	-	-	-	-
39103	39103-Office Furn. - Copiers & Type	-	-	-	-	-	-	-	-	-	-	-	-	-	-	-	-	-
39110	CKV-Office Furn & Eq	724,073	979,713	652,420	652,420	652,420	641,927	641,927	745,771	745,771	754,132	762,447	775,208	781,982	796,455	810,064	828,570	849,621
39210	CKV-Transportation Eq	79,908	74,994	96,290	96,290	96,290	74,994	74,994	74,994	74,994	74,994	74,994	74,994	74,994	74,994	74,994	74,994	74,994
39410	CKV-Tools Shop Garage	729,333	712,648	777,961	777,961	777,961	780,727	780,727	790,759	681,068	682,196	683,319	685,041	685,956	687,910	689,747	692,245	695,087
39510	CKV-Laboratory Equip	-	-	-	-	-	-	-	-	-	-	-	-	-	-	-	-	-
39700	39700-Communication Equipment	1,913,117	1,913,117	1,913,117	1,913,117	1,913,117	1,913,117	1,913,117	1,913,117	1,913,117	1,913,117	1,913,117	1,913,117	1,913,117	1,913,117	1,913,117	1,913,117	1,913,117
39710	39710-CKV-Communication Equipment	92,838	92,838	92,838	92,838	92,838	92,838	92,838	92,838	92,838	92,838	92,838	92,838	92,838	92,838	92,838	92,838	92,838
39800	39800-Miscellaneous Equipment	133,347	133,347	133,347	133,347	133,347	133,347	133,347	133,347	133,347	133,347	133,347	133,347	133,347	133,347	133,347	133,347	133,347
39810	CKV-Misc Equipment	607,526	759,367	547,311	580,336	580,336	580,362	580,362	612,503	612,503	617,751	622,972	630,982	635,235	644,321	652,865	664,483	677,698
39900	39900-Other Tangible Property	-	-	-	-	-	-	-	-	-	-	-	-	-	-	-	-	-
39901	39901-Oth Tang Prop - Servers - H/W	5,650,663	5,650,663	5,650,663	5,650,663	5,650,663	5,650,663	5,650,663	5,650,663	5,650,663	5,650,663	5,650,663	5,650,663	5,650,663	5,650,663	5,650,663	5,650,663	5,650,663
39902	39902-Oth Tang Prop - Servers - S/W	1,824,740	1,824,740	1,824,740	1,824,740	1,824,740	1,824,740	1,824,740	1,824,740	1,824,740	1,824,740	1,824,740	1,824,740	1,824,740	1,824,740	1,824,740	1,824,740	1,824,740
39903	39903-Oth Tang Prop - Network - H/W	659,278	659,278	659,278	659,278	659,278	659,278	659,278	659,278	659,278	659,278	659,278	659,278	659,278	659,278	659,278	659,278	659,278
39906	39906-Oth Tang Prop - PC Hardware	1,673,780	1,673,780	1,673,780	1,673,780	1,673,780	1,673,780	1,673,780	1,673,780	1,673,780	1,673,780	1,673,780	1,673,780	1,673,780	1,673,780	1,673,780	1,673,780	1,673,780
39907	39907-Oth Tang Prop - PC Software	-	-	-	-	-	-	-	-	-	-	-	-	-	-	-	-	-
39908	39908-Oth Tang Prop - Appl Software [1]	103,528,616	107,593,558	102,733,746	102,736,024	102,828,725	102,828,685	102,828,685	102,828,955	103,862,259	103,945,652	104,028,596	104,155,875	104,223,449	104,367,806	104,503,554	104,688,150	104,898,126
39910	39910-CKV-Other Tangible Property	197,683	276,023	158,990	194,970	194,970	194,970	194,970	194,970	194,970	197,866	200,747	205,168	207,515	212,530	217,245	223,657	230,950
39916	39916-CKV-Oth Tang Prop-PC Hardware	116,342	116,342	116,342	116,342	116,342	116,342	116,342	116,342	116,342	116,342	116,342	116,342	116,342	116,342	116,342	116,342	116,342
39917	39917-CKV-Oth Tang Prop-PC Software	3,299	3,299	3,299	3,299	3,299	3,299	3,299	3,299	3,299	3,299	3,299	3,299	3,299	3,299	3,299	3,299	3,299
39918	CKV-Oth Tang Prop-App	-	-	-	-	-	-	-	-	-	-	-	-	-	-	-	-	-
39924	Oth Tang Prop - Gen.	-	-	-	-	-	-	-	-	-	-	-	-	-	-	-	-	-
012 - Call Center Division Total		**154,724,070**	**159,300,412**	**153,809,078**	**153,880,359**	**153,973,061**	**153,944,023**	**153,944,023**	**154,109,253**	**155,032,907**	**155,135,462**	**155,237,465**	**155,393,992**	**155,477,094**	**155,654,622**	**155,821,564**	**156,048,577**	**156,306,803**
				153,809,078	**153,880,359**	**153,973,061**	**153,944,023**	**153,944,023**	**154,109,253**	**155,032,907**								
				-	-	-	-	-	-	-								
091 - Brentwood Division																		
30100	30100-Organization	185,309	185,309	185,309	185,309	185,309	185,309	185,309	185,309	185,309	185,309	185,309	185,309	185,309	185,309	185,309	185,309	185,309
30300	30300-Misc. Intangible Plant	1,109,552	1,109,552	1,109,552	1,109,552	1,109,552	1,109,552	1,109,552	1,109,552	1,109,552	1,109,552	1,109,552	1,109,552	1,109,552	1,109,552	1,109,552	1,109,552	1,109,552
39001	39001-Structures - Frame	179,339	179,339	179,339	179,339	179,339	179,339	179,339	179,339	179,339	179,339	179,339	179,339	179,339	179,339	179,339	179,339	179,339
39004	39004-Air Conditioning Equipment	15,384	15,384	15,384	15,384	15,384	15,384	15,384	15,384	15,384	15,384	15,384	15,384	15,384	15,384	15,384	15,384	15,384
39009	39009-Improv. to Leased Premises	38,834	38,834	38,834	38,834	38,834	38,834	38,834	38,834	38,834	38,834	38,834	38,834	38,834	38,834	38,834	38,834	38,834

Division	utility_account	13 Month Average	13 Month Average	Actual Dec-23	Actual Jan-24	Actual Feb-24	Actual Mar-24	Actual Apr-24	Actual May-24	Actual Jun-24	Projected Jul-24	Projected Aug-24	Projected Sep-24	Projected Oct-24	Projected Nov-24	Projected Dec-24	Projected Jan-25	Projected Feb-25
39100	39100-Office Furniture & Equipment	26,928	26,928	26,928	26,928	26,928	26,928	26,928	26,928	26,928	26,928	26,928	26,928	26,928	26,928	26,928	26,928	26,928
39101	Office Furniture And	-	-	-	-	-	-	-	-	-	-	-	-	-	-	-	-	-
39103	Office Machines	-	-	-	-	-	-	-	-	-	-	-	-	-	-	-	-	-
39200	39200-Trans Equip- Group	9,458	4,110	27,285	27,285	27,285	4,110	4,110	4,110	4,110	4,110	4,110	4,110	4,110	4,110	4,110	4,110	4,110
39300	Stores Equipment	-	-	-	-	-	-	-	-	-	-	-	-	-	-	-	-	-
39400	39400-Tools, Shop, & Garage Equip.	110,227	110,227	110,227	110,227	110,227	110,227	110,227	110,227	110,227	110,227	110,227	110,227	110,227	110,227	110,227	110,227	110,227
39600	39600-Power Operated Equipment	9,479	9,479	9,479	9,479	9,479	9,479	9,479	9,479	9,479	9,479	9,479	9,479	9,479	9,479	9,479	9,479	9,479
39700	39700-Communication Equipment	-	-	-	-	-	-	-	-	-	-	-	-	-	-	-	-	-
39701	Communication Equip.	-	-	-	-	-	-	-	-	-	-	-	-	-	-	-	-	-
39702	Communication Equip.	-	-	-	-	-	-	-	-	-	-	-	-	-	-	-	-	-
39800	39800-Miscellaneous Equipment	-	-	-	-	-	-	-	-	-	-	-	-	-	-	-	-	-
39900	39900-Other Tangible Property	-	-	-	-	-	-	-	-	-	-	-	-	-	-	-	-	-
39901	39901-Oth Tang Prop - Servers - H/W	-	-	-	-	-	-	-	-	-	-	-	-	-	-	-	-	-
39902	39902-Oth Tang Prop - Servers - S/W	-	-	-	-	-	-	-	-	-	-	-	-	-	-	-	-	-
39903	39903-Oth Tang Prop - Network - H/W	28,266	28,266	28,266	28,266	28,266	28,266	28,266	28,266	28,266	28,266	28,266	28,266	28,266	28,266	28,266	28,266	28,266
39906	39906-Oth Tang Prop - PC Hardware	-	-	-	-	-	-	-	-	-	-	-	-	-	-	-	-	-
39907	39907-Oth Tang Prop - PC Software	43,522	43,522	43,522	43,522	43,522	43,522	43,522	43,522	43,522	43,522	43,522	43,522	43,522	43,522	43,522	43,522	43,522
39908	39908-Oth Tang Prop - Appl Software	-	-	-	-	-	-	-	-	-	-	-	-	-	-	-	-	-
091 - Brentwood Division Total		**1,756,297**	**1,750,949**	**1,774,124**	**1,774,124**	**1,774,124**	**1,750,949**	**1,750,949**	**1,750,949**	**1,750,949**	**1,750,949**	**1,750,949**	**1,750,949**	**1,750,949**	**1,750,949**	**1,750,949**	**1,750,949**	**1,750,949**
				1,774,124	**1,774,124**	**1,774,124**	**1,750,949**	**1,750,949**	**1,750,949**	**1,750,949**								
				-	-	-	-	-	-	-								

Division	utility_account	13 Month Average	13 Month Average	Actual Dec-23	Actual Jan-24	Actual Feb-24	Actual Mar-24	Actual Apr-24	Actual May-24	Actual Jun-24	Projected Jul-24	Projected Aug-24	Projected Sep-24	Projected Oct-24	Projected Nov-24	Projected Dec-24	Projected Jan-25	Projected Feb-25
009 - WKG Division																		
30100	30100-Organization	8,330	8,330	8,330	8,330	8,330	8,330	8,330	8,330	8,330	8,330	8,330	8,330	8,330	8,330	8,330	8,330	8,330
30200	30200-Franchises & Consents	119,853	119,853	119,853	119,853	119,853	119,853	119,853	119,853	119,853	119,853	119,853	119,853	119,853	119,853	119,853	119,853	119,853
32540	32540-Rights-of-Way	-	-	-	-	-	-	-	-	-	-	-	-	-	-	-	-	-
33202	33202-Tributary Lines	-	-	-	-	-	-	-	-	-	-	-	-	-	-	-	-	-
33400	33400-Field Meas. & Reg. Sta. Equip	-	-	-	-	-	-	-	-	-	-	-	-	-	-	-	-	-
35010	35010-Land	261,127	261,127	261,127	261,127	261,127	261,127	261,127	261,127	261,127	261,127	261,127	261,127	261,127	261,127	261,127	261,127	261,127
35020	35020-Rights of Ways	4,682	4,682	4,682	4,682	4,682	4,682	4,682	4,682	4,682	4,682	4,682	4,682	4,682	4,682	4,682	4,682	4,682
35100	35100-Structures & Improvements	17,916	17,916	17,916	17,916	17,916	17,916	17,916	17,916	17,916	17,916	17,916	17,916	17,916	17,916	17,916	17,916	17,916
35102	35102-Compressor Station Equipment	201,894	223,508	153,261	153,261	153,261	153,261	223,508	223,508	223,508	223,508	223,508	223,508	223,508	223,508	223,508	223,508	223,508
35103	35103-Meas. & Reg. Sta. Structures	23,138	23,138	23,138	23,138	23,138	23,138	23,138	23,138	23,138	23,138	23,138	23,138	23,138	23,138	23,138	23,138	23,138
35104	35104-Other Structures	137,443	137,443	137,443	137,443	137,443	137,443	137,443	137,443	137,443	137,443	137,443	137,443	137,443	137,443	137,443	137,443	137,443
35200	35200-Wells	9,800,109	12,534,611	9,301,189	9,301,189	9,301,189	9,301,189	9,301,189	9,301,189	9,301,189	9,301,189	9,301,189	10,922,679	10,922,679	10,922,679	10,922,679	10,922,679	10,922,679
35201	35201-Well Construction	1,699,999	1,699,999	1,699,999	1,699,999	1,699,999	1,699,999	1,699,999	1,699,999	1,699,999	1,699,999	1,699,999	1,699,999	1,699,999	1,699,999	1,699,999	1,699,999	1,699,999
35202	35202-Well Equipment	667,359	667,359	667,359	667,359	667,359	667,359	667,359	667,359	667,359	667,359	667,359	667,359	667,359	667,359	667,359	667,359	667,359
35203	35203-Cushion Gas	1,694,833	1,694,833	1,694,833	1,694,833	1,694,833	1,694,833	1,694,833	1,694,833	1,694,833	1,694,833	1,694,833	1,694,833	1,694,833	1,694,833	1,694,833	1,694,833	1,694,833
35210	35210-Leaseholds	178,530	178,530	178,530	178,530	178,530	178,530	178,530	178,530	178,530	178,530	178,530	178,530	178,530	178,530	178,530	178,530	178,530
35211	35211-Storage Rights	54,614	54,614	54,614	54,614	54,614	54,614	54,614	54,614	54,614	54,614	54,614	54,614	54,614	54,614	54,614	54,614	54,614
35301	35301-Field Lines	175,350	175,350	175,350	175,350	175,350	175,350	175,350	175,350	175,350	175,350	175,350	175,350	175,350	175,350	175,350	175,350	175,350
35302	35302-Tributary Lines	209,319	209,319	209,319	209,319	209,319	209,319	209,319	209,319	209,319	209,319	209,319	209,319	209,319	209,319	209,319	209,319	209,319
35400	35400-Compressor Station Equipment	9,788,007	18,065,905	6,137,696	6,137,696	6,091,502	6,102,263	6,102,263	6,102,263	6,102,263	6,102,263	6,102,263	18,065,905	18,065,905	18,065,905	18,065,905	18,065,905	18,065,905
35500	35500-Meas. & Reg. Equipment	273,084	273,084	273,084	273,084	273,084	273,084	273,084	273,084	273,084	273,084	273,084	273,084	273,084	273,084	273,084	273,084	273,084
35600	35600-Purification Equipment	1,327,498	1,327,498	1,327,498	1,327,498	1,327,498	1,327,498	1,327,498	1,327,498	1,327,498	1,327,498	1,327,498	1,327,498	1,327,498	1,327,498	1,327,498	1,327,498	1,327,498
36510	36510-Land & Land Rights	26,970	26,970	26,970	26,970	26,970	26,970	26,970	26,970	26,970	26,970	26,970	26,970	26,970	26,970	26,970	26,970	26,970
36520	36520-Rights-Of-Way	867,772	867,772	867,772	867,772	867,772	867,772	867,772	867,772	867,772	867,772	867,772	867,772	867,772	867,772	867,772	867,772	867,772
36602	36602-Structures & Improvements	169,795	397,833	49,002	49,002	49,002	49,002	49,002	49,002	49,002	49,002	223,986	397,833	397,833	397,833	397,833	397,833	397,833
36603	36603-Other Structures	60,826	60,826	60,826	60,826	60,826	60,826	60,826	60,826	60,826	60,826	60,826	60,826	60,826	60,826	60,826	60,826	60,826
36700	36700-Mains - Cathodic Protection	47,233	47,233	47,233	47,233	47,233	47,233	47,233	47,233	47,233	47,233	47,233	47,233	47,233	47,233	47,233	47,233	47,233
36701	36701-Mains - Steel	27,826,921	27,826,921	27,826,921	27,826,921	27,826,921	27,826,921	27,826,921	27,826,921	27,826,921	27,826,921	27,826,921	27,826,921	27,826,921	27,826,921	27,826,921	27,826,921	27,826,921
36703	36703-Mains - Anodes	11,134	11,134	11,134	11,134	11,134	11,134	11,134	11,134	11,134	11,134	11,134	11,134	11,134	11,134	11,134	11,134	11,134
36900	36900-Meas. & Reg. Sta. Equipment	1,999,587	1,999,587	1,999,587	1,999,587	1,999,587	1,999,587	1,999,587	1,999,587	1,999,587	1,999,587	1,999,587	1,999,587	1,999,587	1,999,587	1,999,587	1,999,587	1,999,587
36901	36901-Meas. & Reg. Sta. Equipment	2,269,499	2,269,499	2,269,499	2,269,499	2,269,499	2,269,499	2,269,499	2,269,499	2,269,499	2,269,499	2,269,499	2,269,499	2,269,499	2,269,499	2,269,499	2,269,499	2,269,499
37400	37400-Land & Land Rights	556,456	613,356	531,167	531,167	531,167	531,167	531,167	531,167	531,167	531,167	531,167	613,356	613,356	613,356	613,356	613,356	613,356
37401	37401-Land	428,640	428,640	428,640	428,640	428,640	428,640	428,640	428,640	428,640	428,640	428,640	428,640	428,640	428,640	428,640	428,640	428,640
37402	37402-Land Rights	4,157,210	4,157,536	4,156,960	4,156,682	4,156,698	4,156,687	4,156,972	4,156,975	4,157,536	4,157,536	4,157,536	4,157,536	4,157,536	4,157,536	4,157,536	4,157,536	4,157,536
37403	37403-Land Other	2,784	2,784	2,784	2,784	2,784	2,784	2,784	2,784	2,784	2,784	2,784	2,784	2,784	2,784	2,784	2,784	2,784
37500	37500-Structures & Improvements	336,168	336,168	336,168	336,168	336,168	336,168	336,168	336,168	336,168	336,168	336,168	336,168	336,168	336,168	336,168	336,168	336,168
37501	37501-Structures & Improvements T.B	99,818	99,818	99,818	99,818	99,818	99,818	99,818	99,818	99,818	99,818	99,818	99,818	99,818	99,818	99,818	99,818	99,818
37502	37502-Land Rights	46,264	46,264	46,264	46,264	46,264	46,264	46,264	46,264	46,264	46,264	46,264	46,264	46,264	46,264	46,264	46,264	46,264
37503	37503-Improvements	4,005	4,005	4,005	4,005	4,005	4,005	4,005	4,005	4,005	4,005	4,005	4,005	4,005	4,005	4,005	4,005	4,005
37600	37600-Mains - Cathodic Protection	3,367,097	3,418,283	3,244,285	3,271,923	3,307,460	3,294,450	3,329,621	3,396,539	3,418,283	3,418,283	3,418,283	3,418,283	3,418,283	3,418,283	3,418,283	3,418,283	3,418,283
37601	37601-Mains - Steel	227,670,623	230,553,919	226,956,188	227,036,667	227,082,168	227,198,979	228,090,440	228,243,027	228,079,300	228,086,014	228,189,156	227,689,040	227,689,040	227,689,040	227,689,040	227,689,040	227,689,040
37602	37602-Mains - Plastic	216,393,024	221,659,304	213,042,566	213,336,699	214,773,754	214,565,114	216,159,832	215,807,989	215,903,402	216,167,231	218,117,302	218,580,034	218,730,607	218,888,569	219,036,210	219,178,035	219,324,428
37603	37603 - Mains - Anodes	3,312,665	3,599,610	3,244,488	3,244,488	3,244,488	3,282,962	3,279,454	3,279,454	3,288,851	3,336,097	3,347,916	3,346,594	3,367,885	3,390,444	3,411,519	3,431,774	3,452,712
37604	37604-Mains - Leak Clamps	7,033,995	6,789,879	7,682,087	7,495,080	7,250,146	7,219,783	7,166,669	7,099,020	6,789,879	6,789,879	6,789,879	6,789,879	6,789,879	6,789,879	6,789,879	6,789,879	6,789,879
37800	37800-Meas. & Reg. Sta. Eq-General	25,336,147	25,594,946	25,371,026	25,219,148	25,167,443	25,167,975	25,169,401	25,169,417	25,437,855	25,444,608	25,444,608	25,444,608	25,444,608	25,444,608	25,444,608	25,444,608	25,444,608
37900	37900-Meas. & Reg. - City Gate	7,518,371	9,712,761	7,517,999	7,518,253	7,518,253	7,518,263	7,518,263	7,518,263	7,518,263	7,518,545	7,518,545	7,518,545	7,518,545	7,518,545	7,518,545	7,518,545	7,518,545
37905	37905-Meas. & Reg. Sta. Equip T.B.	1,718,293	1,718,293	1,718,293	1,718,293	1,718,293	1,718,293	1,718,293	1,718,293	1,718,293	1,718,293	1,718,293	1,718,293	1,718,293	1,718,293	1,718,293	1,718,293	1,718,293
38000	38000-Services	187,933,308	193,916,542	185,567,930	186,065,134	186,678,070	186,534,995	187,044,431	187,660,151	187,790,264	188,297,857	188,676,934	189,084,552	189,493,417	189,920,365	190,318,910	190,702,122	191,091,482
38100	38100-Meters	51,205,440	55,920,540	49,991,707	50,157,392	50,325,172	50,655,639	50,828,893	50,903,856	51,282,094	51,532,491	51,568,037	51,712,178	51,970,776	52,243,780	52,498,700	52,743,781	52,995,391
38200	38200-Meter Installations	61,347,325	61,761,518	60,885,381	61,150,120	61,473,703	61,272,013	61,519,847	61,648,650	61,333,053	61,334,122	61,335,288	61,336,270	61,372,317	61,409,774	61,444,680	61,478,286	61,511,739
38300	38300-House Regulators	3,862,760	3,974,497	3,997,289	3,526,723	3,571,591	3,738,942	3,778,434	3,781,420	3,974,497	3,974,497	3,974,497	3,974,497	3,974,497	3,974,497	3,974,497	3,974,497	3,974,497
38400	38400-House Reg. Installations	370,820	378,094	352,732	353,795	360,270	363,251	368,091	375,857	378,094	378,094	378,094	378,094	378,094	378,094	378,094	378,094	378,094
38500	38500-Ind. Meas. & Reg. Sta. Equip	5,680,079	5,725,878	5,550,657	5,563,992	5,589,209	5,586,965	5,723,806	5,745,246	5,725,878	5,725,878	5,725,878	5,725,878	5,725,878	5,725,878	5,725,878	5,725,878	5,725,878
38900	38900-Land & Land Rights	1,211,697	1,211,697	1,211,697	1,211,697	1,211,697	1,211,697	1,211,697	1,211,697	1,211,697	1,211,697	1,211,697	1,211,697	1,211,697	1,211,697	1,211,697	1,211,697	1,211,697
39000	39000-Structures & Improvements	9,106,388	9,256,964	9,036,894	9,036,894	9,036,894	9,036,894	9,136,227	9,136,553	9,137,528	9,137,528	9,137,528	9,137,528	9,137,528	9,137,528	9,137,528	9,137,528	9,137,528
39002	39002-Structures - Brick	173,115	173,115	173,115	173,115	173,115	173,115	173,115	173,115	173,115	173,115	173,115	173,115	173,115	173,115	173,115	173,115	173,115
39003	39003-Improvements	876,634	876,634	876,634	876,634	876,634	876,634	876,634	876,634	876,634	876,634	876,634	876,634	876,634	876,634	876,634	876,634	876,634
39004	39004-Air Conditioning Equipment	12,955	12,955	12,955	12,955	12,955	12,955	12,955	12,955	12,955	12,955	12,955	12,955	12,955	12,955	12,955	12,955	12,955
39009	39009-Improv. to Leased Premises	1,267,195	1,267,195	1,267,195	1,267,195	1,267,195	1,267,195	1,267,195	1,267,195	1,267,195	1,267,195	1,267,195	1,267,195	1,267,195	1,267,195	1,267,195	1,267,195	1,267,195
39100	39100-Office Furniture & Equipment	1,814,329	1,816,939	1,800,310	1,800,310	1,816,265	1,816,939	1,816,939	1,816,939	1,816,939	1,816,939	1,816,939	1,816,939	1,816,939	1,816,939	1,816,939	1,816,939	1,816,939
39103	Office Machines	-	-	-	-	-	-	-	-	-	-	-	-	-	-	-	-	-
39200	39200-Transportation Equipment	180,749	180,749	180,749	180,749	180,749	180,749	180,749	180,749	180,749	180,749	180,749	180,749	180,749	180,749	180,749	180,749	180,749
39202	39202-WKG Trailers	36,588	36,588	36,588	36,588	36,588	36,588	36,588	36,588	36,588	36,588	36,588	36,588	36,588	36,588	36,588	36,588	36,588
39400	39400-Tools, Shop, & Garage Equip.	6,403,654	7,143,379	6,153,257	6,303,867	6,303,867	6,305,623	6,305,623	6,305,623	6,464,044	6,465,403	6,528,040	6,528,040	6,528,040	6,528,040	6,528,040	6,528,040	6,528,040
39603	39603-Ditchers	-	-	-	-	-	-	-	-	-	-	-	-	-	-	-	-	-
39604	39604-Backhoes	-	-	-	-	-	-	-	-	-	-	-	-	-	-	-	-	-
39605	39605-Welders	-	-	-	-	-	-	-	-	-	-	-	-	-	-	-	-	-
39700	39700-Communication Equipment	429,301	433,938	425,326	425,326	425,326	425,326	425,326	425,326	425,326	433,938	433,938	433,938	433,938	433,938	433,938	433,938	433,938
39701	Communication Equip.	-	-	-	-	-	-	-	-	-	-	-	-	-	-	-	-	-
39702	Communication Equip.	-	-	-	-	-	-	-	-	-	-	-	-	-	-	-	-	-
39705	39705-Comm. Equip. - Telemetering	-	-	-	-	-	-	-	-	-	-	-	-	-	-	-	-	-
39800	39800-Miscellaneous Equipment	2,695,722	2,982,913	2,405,377	2,462,316	2,491,809	2,636,149	2,640,293	2,642,714	2,646,486	2,646,486	2,843,327	2,907,356	2,907,356	2,907,356	2,907,356	2,907,356	2,907,356
39901	Servers Hardware	21,425	21,425	21,425	21,425	21,425	21,425	21,425	21,425	21,425	21,425	21,425	21,425	21,425	21,425	21,425	21,425	21,425
39902	Servers Software	-	-	-	-	-	-	-	-	-	-	-	-	-	-	-	-	-
39903	39903-Oth Tang Prop - Network - H/W	-	-	-	-	-	-	-	-	-	-	-	-	-	-	-	-	-
39906	39906-Oth Tang Prop - PC Hardware	609,561	530,662	705,842	705,842	705,842	705,842	693,147	693,147	530,662	530,662	530,662	530,662	530,662	530,662	530,662	530,662	530,662
39907	39907-Oth Tang Prop - PC Software	-	-	-	-	-	-	-	-	-	-	-	-	-	-	-	-	-
39908	39908-Oth Tang Prop - Appl Software	-	-	-	-	-	-	-	-	-	-	-	-	-	-	-	-	-
009 - Kentucky Division Total		**893,143,427**	**927,542,664**	**880,639,966**	**881,382,316**	**883,783,898**	**883,999,024**	**887,738,186**	**888,392,645**	**888,684,711**	**889,778,565**	**892,693,846**	**907,113,079**	**907,988,454**	**908,906,384**	**909,763,471**	**910,587,450**	**911,429,203**
PRP Investment Oct 22 - June 24 Adj																		
	37601-Mains - Steel			*(2,599,035)*	*(2,607,482)*	*(2,607,482)*	*(2,633,881)*	*(2,960,169)*	*(2,994,129)*	*(3,258,572)*								
	37602-Mains - Plastic			*25,853,900*	*26,535,532*	*27,926,836*	*29,132,527*	*30,421,896*	*31,569,990*	*33,245,635*								
	37800-Meas. And Reg. Sta. E			*(2,598)*	*(2,598)*	*(2,598)*	*(2,598)*	*(2,598)*	*(2,598)*	*(2,598)*								
	38000-Services			*5,768,081*	*6,051,011*	*7,279,180*	*7,485,707*	*7,732,724*	*8,455,545*	*8,543,630*								
	Total PRP			***29,020,348***	***29,976,464***	***32,595,936***	***33,981,756***	***35,191,854***	***37,028,808***	***38,528,096***								

Division	utility_account	13 Month Average	13 Month Average	Actual Dec-23	Actual Jan-24	Actual Feb-24	Actual Mar-24	Actual Apr-24	Actual May-24	Actual Jun-24	Projected Jul-24	Projected Aug-24	Projected Sep-24	Projected Oct-24	Projected Nov-24	Projected Dec-24	Projected Jan-25	Projected Feb-25
Per Books Total KY Division		**893,143,427**	**927,542,664**	**909,660,314**	**911,358,779**	**916,379,834**	**917,980,780**	**922,930,040**	**925,421,453**	**927,212,807**	**889,778,565**	**892,693,846**	**907,113,079**	**907,988,454**	**908,906,384**	**909,763,471**	**910,587,450**	**911,429,203**
	Check			**909,660,314**	**911,358,779**	**916,379,834**	**917,980,780**	**922,930,040**	**925,421,453**	**927,212,807**								
Allocated KY Totals																		
	002-Greenvile	224,914	224,914	224,914	224,914	224,914	224,914	224,914	224,914	224,914	224,914	224,914	224,914	224,914	224,914	224,914	224,914	224,914
	002-AEAM	2,323,289	2,947,231	2,173,060	2,173,048	2,179,449	2,179,448	2,286,010	2,286,010	2,292,471	2,340,848	2,385,316	2,429,482	2,458,265	2,494,433	2,524,918	2,569,979	2,614,470
	002-ALGN	799,338	799,338	799,338	799,338	799,338	799,338	799,338	799,338	799,338	799,338	799,338	799,338	799,338	799,338	799,338	799,338	799,338
	002 - Dallas Atmos Rate Division	8,249,180	10,244,974	7,857,427	7,890,785	7,884,328	7,972,698	7,886,012	7,951,167	8,176,117	8,317,327	8,447,125	8,576,044	8,660,060	8,765,632	8,854,613	8,986,143	9,116,011
	012-CKV	507,966	521,815	504,818	506,876	506,876	506,011	506,011	510,367	507,095	507,621	508,144	508,947	509,373	510,284	511,140	512,305	513,629
	012 - Call Center Division	7,424,305	7,646,023	7,380,662	7,380,784	7,385,783	7,385,781	7,385,781	7,386,816	7,442,533	7,447,111	7,451,665	7,458,654	7,462,364	7,470,290	7,477,744	7,487,879	7,499,408
	091 - Brentwood Division	877,622	874,949	886,530	886,530	886,530	874,949	874,949	874,949	874,949	874,949	874,949	874,949	874,949	874,949	874,949	874,949	874,949
	009 - Kentucky Division	893,143,427	927,542,664	880,639,966	881,382,316	883,783,898	883,999,024	887,738,186	888,392,645	888,684,711	889,778,565	892,693,846	907,113,079	907,988,454	908,906,384	909,763,471	910,587,450	911,429,203
	TOTAL	**913,550,041**	**950,801,907**	**900,466,714**	**901,244,591**	**903,651,116**	**903,942,164**	**907,701,202**	**908,426,207**	**909,002,129**	**910,290,673**	**913,385,298**	**927,985,408**	**928,977,719**	**930,046,225**	**931,031,088**	**932,042,957**	**933,071,923**
	CWIP																	
002 - Dallas Atmos Rate Division																		
	CWIP AFUDC	-	-	-	-	-	-	-	-	-	-	-	-	-	-	-	-	-
	CWIP Without AFUDC	40,024,716	41,046,826.42	20,970,984	38,996,060	42,975,283	42,240,801	44,511,447	43,298,951	41,046,826	41,046,826	41,046,826	41,046,826	41,046,826	41,046,826	41,046,826	41,046,826	41,046,826
	Total CWIP	40,024,716	41,046,826	20,970,984	38,996,060	42,975,283	42,240,801	44,511,447	43,298,951	41,046,826	41,046,826	41,046,826	41,046,826	41,046,826	41,046,826	41,046,826	41,046,826	41,046,826
012 - Call Center Division																		
	CWIP AFUDC	-	-	-	-	-	-	-	-	-	-	-	-	-	-	-	-	-
	CWIP Without AFUDC	1,401,122	1,094,590.04	1,638,045	1,406,375	1,592,052	1,847,010	1,978,671	2,090,310	1,094,590	1,094,590	1,094,590	1,094,590	1,094,590	1,094,590	1,094,590	1,094,590	1,094,590
	Total CWIP	1,401,122	1,094,590	1,638,045	1,406,375	1,592,052	1,847,010	1,978,671	2,090,310	1,094,590	1,094,590	1,094,590	1,094,590	1,094,590	1,094,590	1,094,590	1,094,590	1,094,590
091 - Brentwood Division																		
	CWIP AFUDC	-	-	-	-	-	-	-	-	-	-	-	-	-	-	-	-	-
	CWIP Without AFUDC	(69,851)	(14,222)	(10,502)	(184)	(34,472)	(14,222)	(233,638)	(515,499)	(14,222)	(14,222)	(14,222)	(14,222)	(14,222)	(14,222)	(14,222)	(14,222)	(14,222)
	Total CWIP	(69,851)	(14,222)	(10,502)	(184)	(34,472)	(14,222)	(233,638)	(515,499)	(14,222)	(14,222)	(14,222)	(14,222)	(14,222)	(14,222)	(14,222)	(14,222)	(14,222)
009 - Kentucky Division																		
	CWIP AFUDC	232,852	300,903.77	1,520	139,723	149,935	191,940	196,477	241,155	300,904	300,904	300,904	300,904	300,904	300,904	300,904	300,904	300,904
	CWIP Without AFUDC	6,230,185	7,354,577.73	391,935	7,767,633	4,724,180	5,628,346	4,557,739	6,440,524	7,354,578	7,354,578	7,354,578	7,354,578	7,354,578	7,354,578	7,354,578	7,354,578	7,354,578
	Total CWIP	6,463,037	7,655,482	393,455	7,907,356	4,874,115	5,820,286	4,754,217	6,681,679	7,655,482	7,655,482	7,655,482	7,655,482	7,655,482	7,655,482	7,655,482	7,655,482	7,655,482
	Total																	
	CWIP Without AFUDC	47,586,172	49,481,773	22,990,462	48,169,884	49,257,044	49,701,936	50,814,218	51,314,286	49,481,773	49,481,773	49,481,773	49,481,773	49,481,773	49,481,773	49,481,773	49,481,773	49,481,773

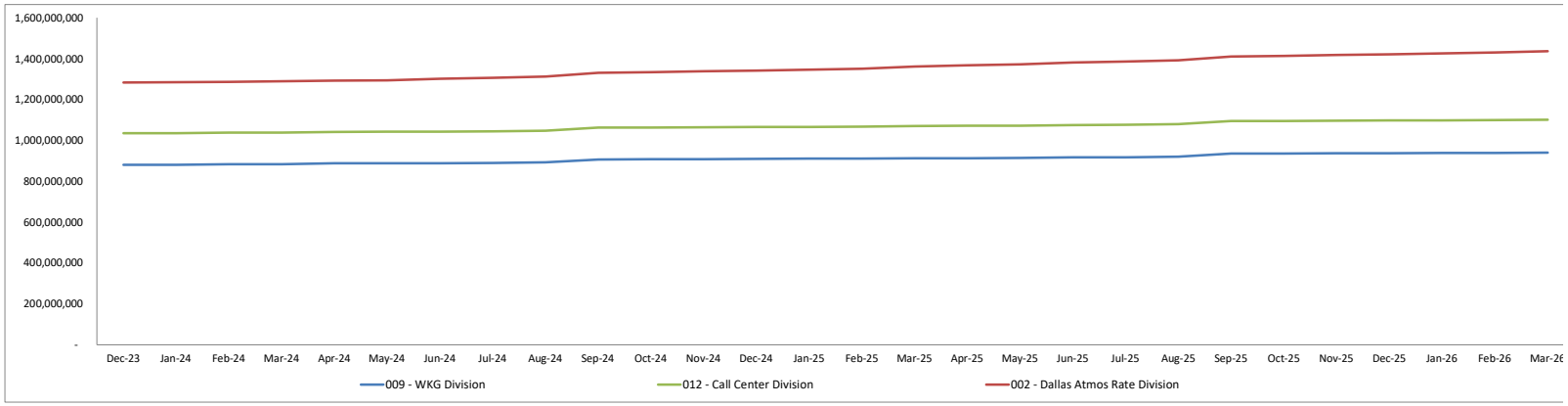

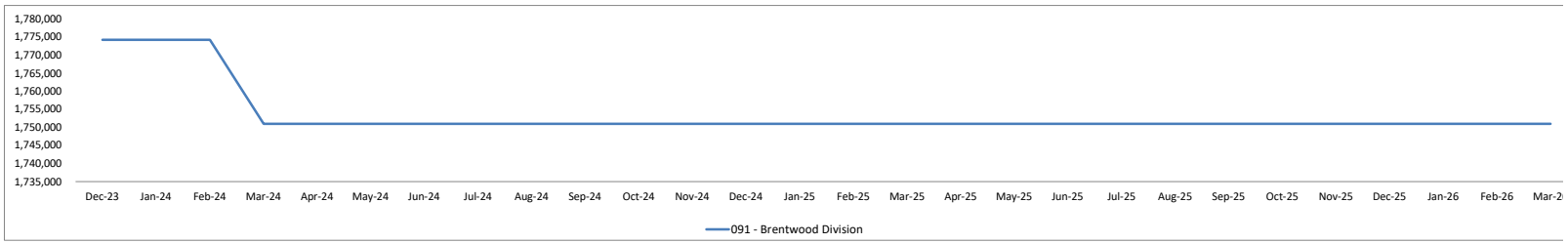

Division	utility_account	Projected Mar-25	Projected Apr-25
002 - Dallas Atmos Rate Division			
39000	39000-Structures & Improvements	5,784,245	5,758,221
39005	39005-G-Structures & Improvements	14,884,953	14,884,953
39009	39009-Improv. to Leased Premises	12,536,693	12,834,087
39020	Struct & Improv AEAM	24,633	24,633
39029	Improv-Leased AEAM	54,743	54,743
39100	39100-Office Furniture & Equipment	7,330,526	7,469,389
39102	39102-Remittance Processing Equipment	-	-
39103	39103-Office Furn. - Copiers & Type	-	-
39104	39104-G-Office Furniture & Equip.	71,036	71,036
39120	Off Furn & Equip-AEAM	307,893	307,893
39200	39200-Transportation Equipment	315,397	315,397
39300	39300-Stores Equipment	-	-
39400	39400-Tools, Shop, & Garage Equip.	30,134	30,134
39420	Tools And Garage-AEAM	-	-
39500	39500-Laboratory Equipment	-	-
39700	39700-Communication Equipment	635,321	643,648
39720	Commun Equip AEAM	77,436	77,436
39800	39800-Miscellaneous Equipment	107,931	107,931
39820	Misc Equip - AEAM	10,582	10,582
39900	39900-Other Tangible Equipm	-	-
39901	39901-Oth Tang Prop - Servers - H/W	38,217,898	38,218,428
39902	39902-Oth Tang Prop - Servers - S/W	27,536,075	29,988,917
39903	39903-Oth Tang Prop - Network - H/W	4,719,294	4,750,652
39904	39904-Oth Tang Prop - CPU	-	-
39905	39905-Oth Tang Prop - MF Hardware	-	-
39906	39906-Oth Tang Prop - PC Hardware	4,536,890	4,535,458
39907	39907-Oth Tang Prop - PC Software	82,728	82,728
39908	39908-Oth Tang Prop - Appl Software [1]	104,207,115	105,028,798
39909	39909-Oth Tang Prop - Mainframe S/W	-	-
39921	Servers-Hardware-AEAM	10,944,980	11,926,304
39922	Servers-Software-AEAM	5,425,529	5,425,529
39923	Network Hardware-AEAM	949,923	1,009,414
39924	39924-Oth Tang Prop - Gen.	-	-
39926	Pc Hardware-AEAM	146,532	146,532
39928	Application SW-AEAM	29,590,572	29,590,572
39931	ALGN-Servers-Hardware	297,267	297,267
39932	ALGN-Servers-Software	783,917	783,917
39938	ALGN-Application SW	21,123,037	21,123,037
002 - Dallas Atmos Rate Division Total		**290,733,279**	**295,497,635**
012 - Call Center Division			
38900	38900-Land	2,874,240	2,874,240
38910	38910-CKV-Land & Land Rights	1,886,443	1,886,443
39000	39000-Structures & Improvements	13,564,550	13,569,310
39009	39009-Improv. to Leased Premises	3,170,598	3,170,598
39010	39010-CKV-Structures & Improvements	12,590,703	12,590,703
39100	39100-Office Furniture & Equipment	2,730,258	2,730,258
39101	Office Furniture And	-	-
39102	Remittance Processing	-	-
39103	39103-Office Furn. - Copiers & Type	-	-
39110	CKV-Office Furn & Eq	870,782	896,820
39210	CKV-Transportation Eq	74,994	74,994
39410	CKV-Tools Shop Garage	697,943	701,458
39510	CKV-Laboratory Equip	-	-
39700	39700-Communication Equipment	1,913,117	1,913,117
39710	39710-CKV-Communication Equipment	92,838	92,838
39800	39800-Miscellaneous Equipment	133,347	133,347
39810	CKV-Misc Equipment	690,982	707,328
39900	39900-Other Tangible Property	-	-
39901	39901-Oth Tang Prop - Servers - H/W	5,650,663	5,650,663
39902	39902-Oth Tang Prop - Servers - S/W	1,824,740	1,824,740
39903	39903-Oth Tang Prop - Network - H/W	659,278	659,278
39906	39906-Oth Tang Prop - PC Hardware	1,673,780	1,673,780
39907	39907-Oth Tang Prop - PC Software	-	-
39908	39908-Oth Tang Prop - Appl Software [1]	106,507,011	106,766,728
39910	39910-CKV-Other Tangible Property	238,282	247,303
39916	39916-CKV-Oth Tang Prop-PC Hardware	116,342	116,342
39917	39917-CKV-Oth Tang Prop-PC Software	3,299	3,299
39918	CKV-Oth Tang Prop-App	-	-
39924	Oth Tang Prop - Gen.	-	-
012 - Call Center Division Total		**157,964,189**	**158,283,587**
091 - Brentwood Division			
30100	30100-Organization	185,309	185,309
30300	30300-Misc. Intangible Plant	1,109,552	1,109,552
39001	39001-Structures - Frame	179,339	179,339
39004	39004-Air Conditioning Equipment	15,384	15,384
39009	39009-Improv. to Leased Premises	38,834	38,834

Division	utility_account	Projected Mar-25	Projected Apr-25
39100	39100-Office Furniture & Equipment	26,928	26,928
39101	Office Furniture And	-	-
39103	Office Machines	-	-
39200	39200-Trans Equip- Group	4,110	4,110
39300	Stores Equipment	-	-
39400	39400-Tools, Shop, & Garage Equip.	110,227	110,227
39600	39600-Power Operated Equipment	9,479	9,479
39700	39700-Communication Equipment	-	-
39701	Communication Equip.	-	-
39702	Communication Equip.	-	-
39800	39800-Miscellaneous Equipment	-	-
39900	39900-Other Tangible Property	-	-
39901	39901-Oth Tang Prop - Servers - H/W	-	-
39902	39902-Oth Tang Prop - Servers - S/W	-	-
39903	39903-Oth Tang Prop - Network - H/W	28,266	28,266
39906	39906-Oth Tang Prop - PC Hardware	-	-
39907	39907-Oth Tang Prop - PC Software	43,522	43,522
39908	39908-Oth Tang Prop - Appl Software	-	-
091 - Brentwood Division Total		**1,750,949**	**1,750,949**

Division	utility_account	Projected Mar-25	Projected Apr-25
009 - WKG Division			
30100	30100-Organization	8,330	8,330
30200	30200-Franchises & Consents	119,853	119,853
32540	32540-Rights-of-Way	-	-
33202	33202-Tributary Lines	-	-
33400	33400-Field Meas. & Reg. Sta. Equip	-	-
35010	35010-Land	261,127	261,127
35020	35020-Rights of Ways	4,682	4,682
35100	35100-Structures & Improvements	17,916	17,916
35102	35102-Compressor Station Equipment	223,508	223,508
35103	35103-Meas. & Reg. Sta. Structures	23,138	23,138
35104	35104-Other Structures	137,443	137,443
35200	35200-Wells	10,922,679	10,922,679
35201	35201-Well Construction	1,699,999	1,699,999
35202	35202-Well Equipment	667,359	667,359
35203	35203-Cushion Gas	1,694,833	1,694,833
35210	35210-Leaseholds	178,530	178,530
35211	35211-Storage Rights	54,614	54,614
35301	35301-Field Lines	175,350	175,350
35302	35302-Tributary Lines	209,319	209,319
35400	35400-Compressor Station Equipment	18,065,905	18,065,905
35500	35500-Meas. & Reg. Equipment	273,084	273,084
35600	35600-Purification Equipment	1,327,498	1,327,498
36510	36510-Land & Land Rights	26,970	26,970
36520	36520-Rights-Of-Way	867,772	867,772
36602	36602-Structures & Improvements	397,833	397,833
36603	36603-Other Structures	60,826	60,826
36700	36700-Mains - Cathodic Protection	47,233	47,233
36701	36701-Mains - Steel	27,826,921	27,826,921
36703	36703-Mains - Anodes	11,134	11,134
36900	36900-Meas. & Reg. Sta. Equipment	1,999,587	1,999,587
36901	36901-Meas. & Reg. Sta. Equipment	2,269,499	2,269,499
37400	37400-Land & Land Rights	613,356	613,356
37401	37401-Land	428,640	428,640
37402	37402-Land Rights	4,157,536	4,157,536
37403	37403-Land Other	2,784	2,784
37500	37500-Structures & Improvements	336,168	336,168
37501	37501-Structures & Improvements T.B	99,818	99,818
37502	37502-Land Rights	46,264	46,264
37503	37503-Improvements	4,005	4,005
37600	37600-Mains - Cathodic Protection	3,418,283	3,418,283
37601	37601-Mains - Steel	227,689,040	227,689,040
37602	37602-Mains - Plastic	219,474,430	219,623,277
37603	37603 - Mains - Anodes	3,474,118	3,495,354
37604	37604-Mains - Leak Clamps	6,789,879	6,789,879
37800	37800-Meas. & Reg. Sta. Eq-General	25,444,608	25,444,608
37900	37900-Meas. & Reg. - City Gate	7,518,545	7,518,545
37905	37905-Meas. & Reg. Sta. Equip T.B.	1,718,293	1,718,293
38000	38000-Services	191,496,740	191,898,824
38100	38100-Meters	53,254,420	53,511,391
38200	38200-Meter Installations	61,547,270	61,582,516
38300	38300-House Regulators	3,974,497	3,974,497
38400	38400-House Reg. Installations	378,094	378,094
38500	38500-Ind. Meas. & Reg. Sta. Equip	5,725,878	5,725,878
38900	38900-Land & Land Rights	1,211,697	1,211,697
39000	39000-Structures & Improvements	9,137,528	9,137,528
39002	39002-Structures - Brick	173,115	173,115
39003	39003-Improvements	876,634	876,634
39004	39004-Air Conditioning Equipment	12,955	12,955
39009	39009-Improv. to Leased Premises	1,267,195	1,267,195
39100	39100-Office Furniture & Equipment	1,816,939	1,816,939
39103	Office Machines	-	-
39200	39200-Transportation Equipment	180,749	180,749
39202	39202-WKG Trailers	36,588	36,588
39400	39400-Tools, Shop, & Garage Equip.	6,528,040	6,528,040
39603	39603-Ditchers	-	-
39604	39604-Backhoes	-	-
39605	39605-Welders	-	-
39700	39700-Communication Equipment	433,938	433,938
39701	Communication Equip.	-	-
39702	Communication Equip.	-	-
39705	39705-Comm. Equip. - Telemetering	-	-
39800	39800-Miscellaneous Equipment	2,907,356	2,907,356
39901	Servers Hardware	21,425	21,425
39902	Servers Software	-	-
39903	39903-Oth Tang Prop - Network - H/W	-	-
39906	39906-Oth Tang Prop - PC Hardware	530,662	530,662
39907	39907-Oth Tang Prop - PC Software	-	-
39908	39908-Oth Tang Prop - Appl Software	-	-
009 - Kentucky Division Total		**912,300,431**	**913,164,814**

PRP Investment Oct 22 - June 24 Adj

37601-Mains - Steel
37602-Mains - Plastic
37800-Meas. And Reg. Sta. E
38000-Services
Total PRP

Division	utility_account	Projected Mar-25	Projected Apr-25
Per Books Total KY Division		**912,300,431**	**913,164,814**
	Check		
Allocated KY Totals			
	002-Greenvile	224,914	224,914
	002-AEAM	2,658,259	2,716,467
	002-ALGN	799,338	799,338
	002 - Dallas Atmos Rate Division	9,401,487	9,571,390
	012-CKV	514,961	516,599
	012 - Call Center Division	7,586,365	7,600,625
	091 - Brentwood Division	874,949	874,949
	009 - Kentucky Division	912,300,431	913,164,814
	TOTAL	**934,360,704**	**935,469,096**
	CWIP		
002 - Dallas Atmos Rate Division			
	CWIP AFUDC	-	-
	CWIP Without AFUDC	41,046,826	41,046,826
	Total CWIP	41,046,826	41,046,826
012 - Call Center Division			
	CWIP AFUDC	-	-
	CWIP Without AFUDC	1,094,590	1,094,590
	Total CWIP	1,094,590	1,094,590
091 - Brentwood Division			
	CWIP AFUDC	-	-
	CWIP Without AFUDC	(14,222)	(14,222)
	Total CWIP	(14,222)	(14,222)
009 - Kentucky Division			
	CWIP AFUDC	300,904	300,904
	CWIP Without AFUDC	7,354,578	7,354,578
	Total CWIP	7,655,482	7,655,482
	Total		
	CWIP Without AFUDC	49,481,773	49,481,773

100%

Division	utility_account	Forecast Test Period											Base Period						
		Projected May-25	Projected Jun-25	Projected Jul-25	Projected Aug-25	Projected Sep-25	Projected Oct-25	Projected Nov-25	Projected Dec-25	Projected Jan-26	Projected Feb-26	Projected Mar-26	Actual Jan-24	Actual Feb-24	Actual Mar-24	Actual Apr-24	Actual May-24	Actual Jun-24	Projected Jul-24
002 - Dallas Atmos Rate Division																			
39000	39000-Structures & Improvements	5,736,138	5,703,909	5,681,297	5,663,287	5,645,847	5,632,979	5,616,809	5,603,179	5,583,033	5,563,142	5,543,564	-	(92,701)	-	-	47,711	(5,535)	(21,629)
39005	39005-G-Structures & Improvements	14,884,953	14,884,953	14,884,953	14,884,953	14,884,953	14,884,953	14,884,953	14,884,953	14,884,953	14,884,953	14,884,953	-	-	-	-	-	-	-
39009	39009-Improv. to Leased Premises	13,086,455	13,454,763	13,713,166	13,918,987	14,118,282	14,265,342	14,450,131	14,605,883	14,836,109	15,063,428	15,287,156	-	-	-	-	695,232	(117,835)	247,169
39020	Struct & Improv AEAM	24,633	24,633	24,633	24,633	24,633	24,633	24,633	24,633	24,633	24,633	24,633	-	-	-	-	-	-	-
39029	Improv-Leased AEAM	54,743	54,743	54,743	54,743	54,743	54,743	54,743	54,743	54,743	54,743	54,743	-	-	-	-	-	-	-
39100	39100-Office Furniture & Equipment	7,587,227	7,759,201	7,879,857	7,975,961	8,069,018	8,137,685	8,223,969	8,296,694	8,404,194	8,510,336	8,614,801	-	-	-	-	118,921	150,683	115,411
39102	39102-Remittance Processing Equipment	-	-	-	-	-	-	-	-	-	-	-	-	-	-	-	-	-	-
39103	39103-Office Furn. - Copiers & Type	-	-	-	-	-	-	-	-	-	-	-	-	-	-	-	-	-	-
39104	39104-G-Office Furniture & Equip.	71,036	71,036	71,036	71,036	71,036	71,036	71,036	71,036	71,036	71,036	71,036	-	-	-	-	-	-	-
39120	Off Furn & Equip-AEAM	307,893	307,893	307,893	307,893	307,893	307,893	307,893	307,893	307,893	307,893	307,893	-	-	-	-	-	-	-
39200	39200-Transportation Equipment	315,397	315,397	315,397	315,397	315,397	315,397	315,397	315,397	315,397	315,397	315,397	-	-	-	-	-	-	-
39300	39300-Stores Equipment	-	-	-	-	-	-	-	-	-	-	-	-	-	-	-	-	-	-
39400	39400-Tools, Shop, & Garage Equip.	30,134	30,134	30,134	30,134	30,134	30,134	30,134	30,134	30,134	30,134	30,134	-	-	-	-	-	-	-
39420	Tools And Garage-AEAM	-	-	-	-	-	-	-	-	-	-	-	-	-	-	-	-	-	-
39500	39500-Laboratory Equipment	-	-	-	-	-	-	-	-	-	-	-	-	-	-	-	-	-	-
39700	39700-Communication Equipment	650,714	661,026	668,260	674,023	679,603	683,720	688,894	693,255	699,701	706,065	712,329	-	-	-	-	16,166	-	6,920
39720	Commun Equip AEAM	77,436	77,436	77,436	77,436	77,436	77,436	77,436	77,436	77,436	77,436	77,436	-	-	-	-	-	-	-
39800	39800-Miscellaneous Equipment	107,931	107,931	107,931	107,931	107,931	107,931	107,931	107,931	107,931	107,931	107,931	-	-	-	-	-	-	-
39820	Misc Equip - AEAM	10,582	10,582	10,582	10,582	10,582	10,582	10,582	10,582	10,582	10,582	10,582	-	-	-	-	-	-	-
39900	39900-Other Tangible Equipm	-	-	-	-	-	-	-	-	-	-	-	-	-	-	-	-	-	-
39901	39901-Oth Tang Prop - Servers - H/W	38,218,878	38,219,536	38,219,996	38,220,364	38,220,719	38,220,982	38,221,311	38,221,589	38,222,000	38,222,405	38,222,804	(1,762)	2,427	1,905,001	(1,904,639)	-	2	441
39902	39902-Oth Tang Prop - Servers - S/W	32,070,392	35,108,113	37,239,366	38,936,931	40,580,678	41,793,592	43,317,698	44,602,305	46,501,161	48,376,033	50,221,295	-	-	-	-	-	4,762,243	2,038,599
39903	39903-Oth Tang Prop - Network - H/W	4,777,263	4,816,099	4,843,346	4,865,049	4,886,064	4,901,570	4,921,056	4,937,479	4,961,755	4,985,724	5,009,315	20,906	1,827	(298)	(62)	115,520	(77,011)	26,063
39904	39904-Oth Tang Prop - CPU	-	-	-	-	-	-	-	-	-	-	-	-	-	-	-	-	-	-
39905	39905-Oth Tang Prop - MF Hardware	-	-	-	-	-	-	-	-	-	-	-	-	-	-	-	-	-	-
39906	39906-Oth Tang Prop - PC Hardware	4,534,243	4,532,469	4,531,225	4,530,234	4,529,274	4,528,566	4,527,676	4,526,926	4,525,817	4,524,722	4,523,645	(2,764)	-	(17)	-	-	-	(1,190)
39907	39907-Oth Tang Prop - PC Software	82,728	82,728	82,728	82,728	82,728	82,728	82,728	82,728	82,728	82,728	82,728	-	-	-	-	-	-	-
39908	39908-Oth Tang Prop - Appl Software [1]	105,726,075	106,743,687	107,457,639	108,026,309	108,576,951	108,983,267	109,493,830	109,924,163	110,560,264	111,188,331	111,806,479	714,673	154,093	32,009	4,912	434,366	255,260	682,914
39909	39909-Oth Tang Prop - Mainframe S/W	-	-	-	-	-	-	-	-	-	-	-	-	-	-	-	-	-	-
39921	Servers-Hardware-AEAM	12,759,052	13,974,372	14,827,036	15,506,191	16,163,815	16,649,073	17,258,832	17,772,772	18,532,459	19,282,551	20,020,796	(186)	-	(5)	1,905,451	-	-	815,595
39922	Servers-Software-AEAM	5,425,529	5,425,529	5,425,529	5,425,529	5,425,529	5,425,529	5,425,529	5,425,529	5,425,529	5,425,529	5,425,529	-	-	-	-	-	-	-
39923	Network Hardware-AEAM	1,059,898	1,133,574	1,185,266	1,226,438	1,266,306	1,295,724	1,332,689	1,363,846	1,409,901	1,455,374	1,500,129	(16)	-	(0)	-	-	115,520	49,444
39924	39924-Oth Tang Prop - Gen.	-	-	-	-	-	-	-	-	-	-	-	-	-	-	-	-	-	-
39926	Pc Hardware-AEAM	146,532	146,532	146,532	146,532	146,532	146,532	146,532	146,532	146,532	146,532	146,532	-	-	-	-	-	-	-
39928	Application SW-AEAM	29,590,572	29,590,572	29,590,572	29,590,572	29,590,572	29,590,572	29,590,572	29,590,572	29,590,572	29,590,572	29,590,572	-	-	-	-	-	-	-
39931	ALGN-Servers-Hardware	297,267	297,267	297,267	297,267	297,267	297,267	297,267	297,267	297,267	297,267	297,267	-	-	-	-	-	-	-
39932	ALGN-Servers-Software	783,917	783,917	783,917	783,917	783,917	783,917	783,917	783,917	783,917	783,917	783,917	-	-	-	-	-	-	-
39938	ALGN-Application SW	21,123,037	21,123,037	21,123,037	21,123,037	21,123,037	21,123,037	21,123,037	21,123,037	21,123,037	21,123,037	21,123,037	-	-	-	-	-	-	-
002 - Dallas Atmos Rate Division Total		**299,540,654**	**305,441,068**	**309,580,774**	**312,878,093**	**316,070,877**	**318,426,820**	**321,387,215**	**323,882,411**	**327,570,714**	**331,212,431**	**334,796,634**	**730,851**	**65,646**	**1,936,690**	**5,663**	**1,427,917**	**5,083,326**	**3,959,738**
													730,851	**65,646**	**1,936,690**	**5,663**	**1,427,917**	**5,083,326**	3,959,738
													-	-	-	-	-	-	-
012 - Call Center Division																			
38900	38900-Land	2,874,240	2,874,240	2,874,240	2,874,240	2,874,240	2,874,240	2,874,240	2,874,240	2,874,240	2,874,240	2,874,240	-	-	-	-	-	-	-
38910	38910-CKV-Land & Land Rights	1,886,443	1,886,443	1,886,443	1,886,443	1,886,443	1,886,443	1,886,443	1,886,443	1,886,443	1,886,443	1,886,443	-	-	-	-	-	-	-
39000	39000-Structures & Improvements	13,573,508	13,577,434	13,580,821	13,582,689	13,585,341	13,586,580	13,589,225	13,591,713	13,595,097	13,598,945	13,602,813	-	-	-	-	18,943	41	1,528
39009	39009-Improv. to Leased Premises	3,170,598	3,170,598	3,170,598	3,170,598	3,170,598	3,170,598	3,170,598	3,170,598	3,170,598	3,170,598	3,170,598	-	-	-	-	-	-	-
39010	39010-CKV-Structures & Improvements	12,590,703	12,590,703	12,590,703	12,590,703	12,590,703	12,590,703	12,590,703	12,590,703	12,590,703	12,590,703	12,590,703	-	-	-	-	-	-	-
39100	39100-Office Furniture & Equipment	2,730,258	2,730,258	2,730,258	2,730,258	2,730,258	2,730,258	2,730,258	2,730,258	2,730,258	2,730,258	2,730,258	-	-	-	-	-	-	-
39101	Office Furniture And	-	-	-	-	-	-	-	-	-	-	-	-	-	-	-	-	-	-
39102	Remittance Processing	-	-	-	-	-	-	-	-	-	-	-	-	-	-	-	-	-	-
39103	39103-Office Furn. - Copiers & Type	-	-	-	-	-	-	-	-	-	-	-	-	-	-	-	-	-	-
39110	CKV-Office Furn & Eq	919,784	941,259	959,789	970,004	984,515	991,289	1,005,762	1,019,371	1,037,877	1,058,928	1,080,089	-	-	-	-	103,845	-	8,360
39210	CKV-Transportation Eq	74,994	74,994	74,994	74,994	74,994	74,994	74,994	74,994	74,994	74,994	74,994	-	-	-	-	-	-	-
39410	CKV-Tools Shop Garage	704,558	707,457	709,958	711,337	713,296	714,210	716,164	718,001	720,499	723,341	726,197	-	-	2,766	-	10,032	1,220	1,129
39510	CKV-Laboratory Equip	-	-	-	-	-	-	-	-	-	-	-	-	-	-	-	-	-	-
39700	39700-Communication Equipment	1,913,117	1,913,117	1,913,117	1,913,117	1,913,117	1,913,117	1,913,117	1,913,117	1,913,117	1,913,117	1,913,117	-	-	-	-	-	-	-
39710	39710-CKV-Communication Equipment	92,838	92,838	92,838	92,838	92,838	92,838	92,838	92,838	92,838	92,838	92,838	-	-	-	-	-	-	-
39800	39800-Miscellaneous Equipment	133,347	133,347	133,347	133,347	133,347	133,347	133,347	133,347	133,347	133,347	133,347	-	-	-	-	-	-	-
39810	CKV-Misc Equipment	721,745	735,227	746,859	753,272	762,382	766,634	775,720	784,264	795,882	809,097	822,381	33,025	-	26	-	32,141	-	5,249
39900	39900-Other Tangible Property	-	-	-	-	-	-	-	-	-	-	-	-	-	-	-	-	-	-
39901	39901-Oth Tang Prop - Servers - H/W	5,650,663	5,650,663	5,650,663	5,650,663	5,650,663	5,650,663	5,650,663	5,650,663	5,650,663	5,650,663	5,650,663	-	-	-	-	-	-	-
39902	39902-Oth Tang Prop - Servers - S/W	1,824,740	1,824,740	1,824,740	1,824,740	1,824,740	1,824,740	1,824,740	1,824,740	1,824,740	1,824,740	1,824,740	-	-	-	-	-	-	-
39903	39903-Oth Tang Prop - Network - H/W	659,278	659,278	659,278	659,278	659,278	659,278	659,278	659,278	659,278	659,278	659,278	-	-	-	-	-	-	-
39906	39906-Oth Tang Prop - PC Hardware	1,673,780	1,673,780	1,673,780	1,673,780	1,673,780	1,673,780	1,673,780	1,673,780	1,673,780	1,673,780	1,673,780	-	-	-	-	-	-	-
39907	39907-Oth Tang Prop - PC Software	-	-	-	-	-	-	-	-	-	-	-	-	-	-	-	-	-	-
39908	39908-Oth Tang Prop - Appl Software [1]	106,995,793	107,209,998	107,394,821	107,496,711	107,641,453	107,709,026	107,853,383	107,989,131	108,173,727	108,383,703	108,594,769	2,277	-	(40)	-	270	1,033,304	83,393
39910	39910-CKV-Other Tangible Property	255,260	262,700	269,120	272,659	277,687	280,034	285,048	289,763	296,175	303,469	310,800	35,979	-	-	-	-	-	2,897
39916	39916-CKV-Oth Tang Prop-PC Hardware	116,342	116,342	116,342	116,342	116,342	116,342	116,342	116,342	116,342	116,342	116,342	-	-	-	-	-	-	-
39917	39917-CKV-Oth Tang Prop-PC Software	3,299	3,299	3,299	3,299	3,299	3,299	3,299	3,299	3,299	3,299	3,299	-	-	-	-	-	-	-
39918	CKV-Oth Tang Prop-App	-	-	-	-	-	-	-	-	-	-	-	-	-	-	-	-	-	-
39924	Oth Tang Prop - Gen.	-	-	-	-	-	-	-	-	-	-	-	-	-	-	-	-	-	-
012 - Call Center Division Total		**158,565,288**	**158,828,715**	**159,056,007**	**159,181,311**	**159,359,312**	**159,442,413**	**159,619,942**	**159,786,884**	**160,013,897**	**160,272,123**	**160,531,690**	**71,281**	**-**	**2,752**	**-**	**165,230**	**1,034,565**	**102,555**
													71,281	**-**	**2,752**	**-**	**165,230**	**1,034,565**	102,555
													-	-	-	-	-	-	-
091 - Brentwood Division																			
30100	30100-Organization	185,309	185,309	185,309	185,309	185,309	185,309	185,309	185,309	185,309	185,309	185,309	-	-	-	-	-	-	-
30300	30300-Misc. Intangible Plant	1,109,552	1,109,552	1,109,552	1,109,552	1,109,552	1,109,552	1,109,552	1,109,552	1,109,552	1,109,552	1,109,552	-	-	-	-	-	-	-
39001	39001-Structures - Frame	179,339	179,339	179,339	179,339	179,339	179,339	179,339	179,339	179,339	179,339	179,339	-	-	-	-	-	-	-
39004	39004-Air Conditioning Equipment	15,384	15,384	15,384	15,384	15,384	15,384	15,384	15,384	15,384	15,384	15,384	-	-	-	-	-	-	-
39009	39009-Improv. to Leased Premises	38,834	38,834	38,834	38,834	38,834	38,834	38,834	38,834	38,834	38,834	38,834	-	-	-	-	-	-	-

Division	utility_account	Projected May-25	Projected Jun-25	Projected Jul-25	Projected Aug-25	Projected Sep-25	Projected Oct-25	Projected Nov-25	Projected Dec-25	Projected Jan-26	Projected Feb-26	Projected Mar-26	Actual Jan-24	Actual Feb-24	Actual Mar-24	Actual Apr-24	Actual May-24	Actual Jun-24	Projected Jul-24
39100	39100-Office Furniture & Equipment	26,928	26,928	26,928	26,928	26,928	26,928	26,928	26,928	26,928	26,928	26,928	-	-	-	-	-	-	-
39101	Office Furniture And	-	-	-	-	-	-	-	-	-	-	-	-	-	-	-	-	-	-
39103	Office Machines	-	-	-	-	-	-	-	-	-	-	-	-	-	-	-	-	-	-
39200	39200-Trans Equip- Group	4,110	4,110	4,110	4,110	4,110	4,110	4,110	4,110	4,110	4,110	4,110	-	-	-	-	-	-	-
39300	Stores Equipment	-	-	-	-	-	-	-	-	-	-	-	-	-	-	-	-	-	-
39400	39400-Tools, Shop, & Garage Equip.	110,227	110,227	110,227	110,227	110,227	110,227	110,227	110,227	110,227	110,227	110,227	-	-	-	-	-	-	-
39600	39600-Power Operated Equipment	9,479	9,479	9,479	9,479	9,479	9,479	9,479	9,479	9,479	9,479	9,479	-	-	-	-	-	-	-
39700	39700-Communication Equipment	-	-	-	-	-	-	-	-	-	-	-	-	-	-	-	-	-	-
39701	Communication Equip.	-	-	-	-	-	-	-	-	-	-	-	-	-	-	-	-	-	-
39702	Communication Equip.	-	-	-	-	-	-	-	-	-	-	-	-	-	-	-	-	-	-
39800	39800-Miscellaneous Equipment	-	-	-	-	-	-	-	-	-	-	-	-	-	-	-	-	-	-
39900	39900-Other Tangible Property	-	-	-	-	-	-	-	-	-	-	-	-	-	-	-	-	-	-
39901	39901-Oth Tang Prop - Servers - H/W	-	-	-	-	-	-	-	-	-	-	-	-	-	-	-	-	-	-
39902	39902-Oth Tang Prop - Servers - S/W	-	-	-	-	-	-	-	-	-	-	-	-	-	-	-	-	-	-
39903	39903-Oth Tang Prop - Network - H/W	28,266	28,266	28,266	28,266	28,266	28,266	28,266	28,266	28,266	28,266	28,266	-	-	-	-	-	-	-
39906	39906-Oth Tang Prop - PC Hardware	-	-	-	-	-	-	-	-	-	-	-	-	-	-	-	-	-	-
39907	39907-Oth Tang Prop - PC Software	43,522	43,522	43,522	43,522	43,522	43,522	43,522	43,522	43,522	43,522	43,522	-	-	-	-	-	-	-
39908	39908-Oth Tang Prop - Appl Software	-	-	-	-	-	-	-	-	-	-	-	-	-	-	-	-	-	-
091 - Brentwood Division Total		**1,750,949**	**1,750,949**	**1,750,949**	**1,750,949**	**1,750,949**	**1,750,949**	**1,750,949**	**1,750,949**	**1,750,949**	**1,750,949**	**1,750,949**	**-**	**-**	**-**	**-**	**-**	**-**	**-**
													-	-	-	-	-	-	-
													-	-	-	-	-	-	-

Division	utility_account	Projected May-25	Projected Jun-25	Projected Jul-25	Projected Aug-25	Projected Sep-25	Projected Oct-25	Projected Nov-25	Projected Dec-25	Projected Jan-26	Projected Feb-26	Projected Mar-26	Actual Jan-24	Actual Feb-24	Actual Mar-24	Actual Apr-24	Actual May-24	Actual Jun-24	Projected Jul-24
009 - WKG Division																			
30100	30100-Organization	8,330	8,330	8,330	8,330	8,330	8,330	8,330	8,330	8,330	8,330	8,330	-	-	-	-	-	-	-
30200	30200-Franchises & Consents	119,853	119,853	119,853	119,853	119,853	119,853	119,853	119,853	119,853	119,853	119,853	-	-	-	-	-	-	-
32540	32540-Rights-of-Way	-	-	-	-	-	-	-	-	-	-	-	-	-	-	-	-	-	-
33202	33202-Tributary Lines	-	-	-	-	-	-	-	-	-	-	-	-	-	-	-	-	-	-
33400	33400-Field Meas. & Reg. Sta. Equip	-	-	-	-	-	-	-	-	-	-	-	-	-	-	-	-	-	-
35010	35010-Land	261,127	261,127	261,127	261,127	261,127	261,127	261,127	261,127	261,127	261,127	261,127	-	-	-	-	-	-	-
35020	35020-Rights of Ways	4,682	4,682	4,682	4,682	4,682	4,682	4,682	4,682	4,682	4,682	4,682	-	-	-	-	-	-	-
35100	35100-Structures & Improvements	17,916	17,916	17,916	17,916	17,916	17,916	17,916	17,916	17,916	17,916	17,916	-	-	-	-	-	-	-
35102	35102-Compressor Station Equipment	223,508	223,508	223,508	223,508	223,508	223,508	223,508	223,508	223,508	223,508	223,508	-	-	-	70,247	-	-	-
35103	35103-Meas. & Reg. Sta. Structures	23,138	23,138	23,138	23,138	23,138	23,138	23,138	23,138	23,138	23,138	23,138	-	-	-	-	-	-	-
35104	35104-Other Structures	137,443	137,443	137,443	137,443	137,443	137,443	137,443	137,443	137,443	137,443	137,443	-	-	-	-	-	-	-
35200	35200-Wells	10,922,679	11,732,268	11,732,268	13,339,672	13,339,672	13,339,672	13,339,672	13,339,672	13,339,672	13,339,672	13,339,672	0	-	-	-	-	-	-
35201	35201-Well Construction	1,699,999	1,699,999	1,699,999	1,699,999	1,699,999	1,699,999	1,699,999	1,699,999	1,699,999	1,699,999	1,699,999	-	-	-	-	-	-	-
35202	35202-Well Equipment	667,359	667,359	667,359	667,359	667,359	667,359	667,359	667,359	667,359	667,359	667,359	(0)	-	-	-	-	-	-
35203	35203-Cushion Gas	1,694,833	1,694,833	1,694,833	1,694,833	1,694,833	1,694,833	1,694,833	1,694,833	1,694,833	1,694,833	1,694,833	-	-	-	-	-	-	-
35210	35210-Leaseholds	178,530	178,530	178,530	178,530	178,530	178,530	178,530	178,530	178,530	178,530	178,530	-	-	-	-	-	-	-
35211	35211-Storage Rights	54,614	54,614	54,614	54,614	54,614	54,614	54,614	54,614	54,614	54,614	54,614	-	-	-	-	-	-	-
35301	35301-Field Lines	175,350	175,350	175,350	175,350	175,350	175,350	175,350	175,350	175,350	175,350	175,350	-	-	-	-	-	-	-
35302	35302-Tributary Lines	209,319	209,319	209,319	209,319	209,319	209,319	209,319	209,319	209,319	209,319	209,319	-	-	-	-	-	-	-
35400	35400-Compressor Station Equipment	18,065,905	18,065,905	18,065,905	18,065,905	18,065,905	18,065,905	18,065,905	18,065,905	18,065,905	18,065,905	18,065,905	-	(46,194)	10,761	-	-	-	-
35500	35500-Meas. & Reg. Equipment	273,084	273,084	273,084	273,084	273,084	273,084	273,084	273,084	273,084	273,084	273,084	-	-	-	-	-	-	-
35600	35600-Purification Equipment	1,327,498	1,327,498	1,327,498	1,327,498	1,327,498	1,327,498	1,327,498	1,327,498	1,327,498	1,327,498	1,327,498	-	-	-	-	-	-	-
36510	36510-Land & Land Rights	26,970	26,970	26,970	26,970	26,970	26,970	26,970	26,970	26,970	26,970	26,970	-	-	-	-	-	-	-
36520	36520-Rights-Of-Way	867,772	867,772	867,772	867,772	867,772	867,772	867,772	867,772	867,772	867,772	867,772	-	-	-	-	-	-	-
36602	36602-Structures & Improvements	397,833	397,833	397,833	397,833	397,833	397,833	397,833	397,833	397,833	397,833	397,833	-	-	-	-	-	-	-
36603	36603-Other Structures	60,826	60,826	60,826	60,826	60,826	60,826	60,826	60,826	60,826	60,826	60,826	-	-	-	-	-	-	-
36700	36700-Mains - Cathodic Protection	47,233	47,233	47,233	47,233	47,233	47,233	47,233	47,233	47,233	47,233	47,233	-	-	-	-	-	-	-
36701	36701-Mains - Steel	27,826,921	27,826,921	27,826,921	27,826,921	27,826,921	27,826,921	27,826,921	27,826,921	27,826,921	27,826,921	27,826,921	-	-	-	-	-	-	-
36703	36703-Mains - Anodes	11,134	11,134	11,134	11,134	11,134	11,134	11,134	11,134	11,134	11,134	11,134	-	-	-	-	-	-	-
36900	36900-Meas. & Reg. Sta. Equipment	1,999,587	1,999,587	1,999,587	1,999,587	1,999,587	1,999,587	1,999,587	1,999,587	1,999,587	1,999,587	1,999,587	-	-	-	-	-	-	-
36901	36901-Meas. & Reg. Sta. Equipment	2,269,499	2,269,499	2,269,499	2,269,499	2,269,499	2,269,499	2,269,499	2,269,499	2,269,499	2,269,499	2,269,499	-	-	-	-	-	-	-
37400	37400-Land & Land Rights	613,356	613,356	613,356	613,356	613,356	613,356	613,356	613,356	613,356	613,356	613,356	-	-	-	-	-	-	-
37401	37401-Land	428,640	428,640	428,640	428,640	428,640	428,640	428,640	428,640	428,640	428,640	428,640	-	-	-	-	-	-	-
37402	37402-Land Rights	4,157,536	4,157,536	4,157,536	4,157,536	4,157,536	4,157,536	4,157,536	4,157,536	4,157,536	4,157,536	4,157,536	(278)	16	(11)	285	3	561	-
37403	37403-Land Other	2,784	2,784	2,784	2,784	2,784	2,784	2,784	2,784	2,784	2,784	2,784	-	-	-	-	-	-	-
37500	37500-Structures & Improvements	336,168	336,168	336,168	336,168	336,168	336,168	336,168	336,168	336,168	336,168	336,168	-	-	-	-	-	-	-
37501	37501-Structures & Improvements T.B	99,818	99,818	99,818	99,818	99,818	99,818	99,818	99,818	99,818	99,818	99,818	-	-	-	-	-	-	-
37502	37502-Land Rights	46,264	46,264	46,264	46,264	46,264	46,264	46,264	46,264	46,264	46,264	46,264	-	-	-	-	-	-	-
37503	37503-Improvements	4,005	4,005	4,005	4,005	4,005	4,005	4,005	4,005	4,005	4,005	4,005	-	-	-	-	-	-	-
37600	37600-Mains - Cathodic Protection	3,418,283	3,418,283	3,418,283	3,418,283	3,418,283	3,418,283	3,418,283	3,418,283	3,418,283	3,418,283	3,418,283	27,638	35,538	(13,010)	35,170	66,919	21,743	-
37601	37601-Mains - Steel	227,689,040	227,864,791	227,864,791	227,956,884	232,921,052	232,921,052	232,921,052	232,921,052	232,921,052	232,921,052	232,921,052	80,671	66,054	119,088	899,084	155,027	(69,268)	7,477
37602	37602-Mains - Plastic	219,769,785	219,919,878	220,067,244	220,221,366	222,735,379	222,879,977	223,024,575	223,169,173	223,417,357	223,561,955	223,706,553	294,366	1,442,893	(204,455)	1,607,460	(351,843)	107,970	267,108
37603	37603 - Mains - Anodes	3,516,271	3,537,690	3,558,723	3,580,738	3,602,170	3,622,020	3,641,870	3,661,720	3,681,570	3,701,419	3,721,269	-	-	40,028	-	-	22,237	66,312
37604	37604-Mains - Leak Clamps	6,789,879	6,789,879	6,789,879	6,789,879	6,789,879	6,789,879	6,789,879	6,789,879	6,789,879	6,789,879	6,789,879	-	-	5,797	-	-	-	-
37800	37800-Meas. & Reg. Sta. Eq-General	25,444,608	25,444,608	25,444,608	25,444,608	25,723,807	25,723,807	25,723,807	25,723,807	25,723,807	25,723,807	25,723,807	(151,878)	13,543	532	1,426	16	268,819	13,385
37900	37900-Meas. & Reg. - City Gate	7,518,545	8,473,347	8,473,347	8,473,347	11,150,567	11,150,567	11,150,567	11,209,629	11,209,629	11,209,629	11,209,629	254	-	11	-	-	-	282
37905	37905-Meas. & Reg. Sta. Equip T.B.	1,718,293	1,718,293	1,718,293	1,718,293	1,718,293	1,718,293	1,718,293	1,718,293	1,718,293	1,718,293	1,718,293	-	-	-	-	-	-	-
38000	38000-Services	192,294,617	192,697,365	193,092,548	193,511,384	193,917,989	194,322,638	194,727,288	195,131,937	195,536,587	195,941,236	196,345,885	604,669	616,043	473,900	703,685	657,286	656,860	847,941
38100	38100-Meters	53,764,485	54,022,928	54,276,638	54,543,662	56,919,444	57,165,034	57,410,624	57,656,214	57,901,805	58,147,395	58,392,985	195,170	202,577	387,657	239,052	186,848	489,254	329,990
38200	38200-Meter Installations	61,617,217	61,652,217	61,686,533	61,723,534	61,759,290	61,796,215	61,833,139	61,870,064	61,906,988	61,943,913	61,980,837	290,001	351,311	(153,673)	305,846	224,044	(217,956)	1,910
38300	38300-House Regulators	3,974,497	3,974,497	3,974,497	3,974,497	3,974,497	3,974,497	3,974,497	3,974,497	3,974,497	3,974,497	3,974,497	30,023	48,018	174,237	48,393	16,751	206,362	-
38400	38400-House Reg. Installations	378,094	378,094	378,094	378,094	378,094	378,094	378,094	378,094	378,094	378,094	378,094	1,063	6,474	2,981	4,840	7,766	2,237	-
38500	38500-Ind. Meas. & Reg. Sta. Equip	5,725,878	5,725,878	5,725,878	5,725,878	5,725,878	5,725,878	5,725,878	5,725,878	5,725,878	5,725,878	5,725,878	13,334	25,217	(2,244)	136,841	21,441	(19,368)	-
38900	38900-Land & Land Rights	1,211,697	1,211,697	1,211,697	1,211,697	1,211,697	1,211,697	1,211,697	1,211,697	1,211,697	1,211,697	1,211,697	-	-	-	-	-	-	-
39000	39000-Structures & Improvements	9,137,528	9,137,528	9,137,528	9,137,528	9,359,339	9,359,339	9,359,339	9,359,339	9,359,339	9,359,339	9,359,339	-	-	-	99,334	325	975	-
39002	39002-Structures - Brick	173,115	173,115	173,115	173,115	173,115	173,115	173,115	173,115	173,115	173,115	173,115	-	-	-	-	-	-	-
39003	39003-Improvements	876,634	876,634	876,634	876,634	876,634	876,634	876,634	876,634	876,634	876,634	876,634	-	-	-	-	-	-	-
39004	39004-Air Conditioning Equipment	12,955	12,955	12,955	12,955	12,955	12,955	12,955	12,955	12,955	12,955	12,955	-	-	-	-	-	-	-
39009	39009-Improv. to Leased Premises	1,267,195	1,267,195	1,267,195	1,267,195	1,267,195	1,267,195	1,267,195	1,267,195	1,267,195	1,267,195	1,267,195	-	-	-	-	-	-	-
39100	39100-Office Furniture & Equipment	1,816,939	1,816,939	1,816,939	1,816,939	1,816,939	1,816,939	1,816,939	1,816,939	1,816,939	1,816,939	1,816,939	-	15,955	673	-	-	-	-
39103	Office Machines	-	-	-	-	-	-	-	-	-	-	-	-	-	-	-	-	-	-
39200	39200-Transportation Equipment	180,749	180,749	180,749	180,749	180,749	180,749	180,749	180,749	180,749	180,749	180,749	-	-	-	-	-	-	-
39202	39202-WKG Trailers	36,588	36,588	36,588	36,588	36,588	36,588	36,588	36,588	36,588	36,588	36,588	-	-	-	-	-	-	-
39400	39400-Tools, Shop, & Garage Equip.	6,528,040	6,528,040	6,528,040	6,528,040	7,670,812	7,670,812	7,670,812	7,670,812	7,670,812	7,670,812	7,670,812	157,822	-	1,756	-	-	170,876	1,445
39603	39603-Ditchers	-	-	-	-	-	-	-	-	-	-	-	-	-	-	-	-	-	-
39604	39604-Backhoes	-	-	-	-	-	-	-	-	-	-	-	-	-	-	-	-	-	-
39605	39605-Welders	-	-	-	-	-	-	-	-	-	-	-	-	-	-	-	-	-	-
39700	39700-Communication Equipment	433,938	433,938	433,938	433,938	433,938	433,938	433,938	433,938	433,938	433,938	433,938	-	-	-	-	-	-	8,611
39701	Communication Equip.	-	-	-	-	-	-	-	-	-	-	-	-	-	-	-	-	-	-
39702	Communication Equip.	-	-	-	-	-	-	-	-	-	-	-	-	-	-	-	-	-	-
39705	39705-Comm. Equip. - Telemetering	-	-	-	-	-	-	-	-	-	-	-	-	-	-	-	-	-	-
39800	39800-Miscellaneous Equipment	2,907,356	2,907,356	2,907,356	2,907,356	3,047,675	3,047,675	3,047,675	3,047,675	3,047,675	3,047,675	3,047,675	56,939	29,494	146,249	7,180	2,421	3,773	-
39901	Servers Hardware	21,425	21,425	21,425	21,425	21,425	21,425	21,425	21,425	21,425	21,425	21,425	-	-	-	-	-	-	-
39902	Servers Software	-	-	-	-	-	-	-	-	-	-	-	-	-	-	-	-	-	-
39903	39903-Oth Tang Prop - Network - H/W	-	-	-	-	-	-	-	-	-	-	-	-	-	-	-	-	-	-
39906	39906-Oth Tang Prop - PC Hardware	530,662	530,662	530,662	530,662	530,662	530,662	530,662	530,662	530,662	530,662	530,662	-	-	-	-	-	-	-
39907	39907-Oth Tang Prop - PC Software	-	-	-	-	-	-	-	-	-	-	-	-	-	-	-	-	-	-
39908	39908-Oth Tang Prop - Appl Software	-	-	-	-	-	-	-	-	-	-	-	-	-	-	-	-	-	-
																			-
																			-
009 - Kentucky Division Total		**914,015,826**	**916,823,672**	**917,675,280**	**920,273,776**	**935,052,853**	**935,904,465**	**936,756,077**	**937,666,750**	**938,621,949**	**939,473,561**	**940,325,173**	**1,599,796**	**2,806,940**	**990,278**	**4,158,842**	**987,005**	**1,645,075**	**1,544,461**
																			5,978,828
PRP Investment Oct 22 - June 24 Adj																			*(4,434,367)*
	37601-Mains - Steel												-	-	-	-	-	-	
	37602-Mains - Plastic												*681,767*	*1,391,304*	*1,213,033*	*1,296,708*	*1,157,005*	*1,737,397*	
	37800-Meas. And Reg. Sta. E												-	-	-	-	-	-	
	38000-Services												*792,065*	*1,260,988*	*1,166,490*	*577,500*	*722,820*	*537,801*	
	Total PRP												***1,473,832***	***2,652,292***	***2,379,523***	***1,874,208***	***1,879,825***	***2,275,198***	

Division	utility_account	Projected May-25	Projected Jun-25	Projected Jul-25	Projected Aug-25	Projected Sep-25	Projected Oct-25	Projected Nov-25	Projected Dec-25	Projected Jan-26	Projected Feb-26	Projected Mar-26	Actual Jan-24	Actual Feb-24	Actual Mar-24	Actual Apr-24	Actual May-24	Actual Jun-24	Projected Jul-24
Per Books Total KY Division		**914,015,826**	**916,823,672**	**917,675,280**	**920,273,776**	**935,052,853**	**935,904,465**	**936,756,077**	**937,666,750**	**938,621,949**	**939,473,561**	**940,325,173**	**3,073,628**	**5,459,231**	**3,369,801**	**6,033,049**	**2,866,830**	**3,920,273**	**1,544,461**
	Check												**3,073,628**	**5,459,231**	**3,369,801**	**6,033,049**	**2,866,830**	**3,920,273**	
Allocated KY Totals																			
	002-Greenville	224,914	224,914	224,914	224,914	224,914	224,914	224,914	224,914	224,914	224,914	224,914	-	-	-	-	-	-	-
	002-AEAM	2,765,861	2,837,948	2,888,524	2,928,808	2,967,815	2,996,598	3,032,766	3,063,250	3,108,311	3,152,803	3,196,592	(11)	-	(0)	106,562	-	6,460	48,377
	002-ALGN	799,338	799,338	799,338	799,338	799,338	799,338	799,338	799,338	799,338	799,338	799,338	-	-	-	-	-	-	-
	002 - Dallas Atmos Rate Division	9,715,569	9,925,985	10,073,612	10,191,198	10,305,057	10,389,073	10,494,644	10,583,626	10,715,155	10,845,023	10,972,840	33,358	2,995	88,370	(86,686)	65,155	226,678	141,209
	012-CKV	518,044	519,395	520,561	521,204	522,117	522,543	523,454	524,310	525,474	526,799	528,130	2,058	-	83	-	4,356	36	526
	012 - Call Center Division	7,613,202	7,624,963	7,635,111	7,640,706	7,648,653	7,652,363	7,660,289	7,667,742	7,677,878	7,689,407	7,700,996	123	-	(2)	-	1,036	55,716	4,579
	091 - Brentwood Division	874,949	874,949	874,949	874,949	874,949	874,949	874,949	874,949	874,949	874,949	874,949	-	-	-	-	-	-	-
	009 - Kentucky Division	914,015,826	916,823,672	917,675,280	920,273,776	935,052,853	935,904,465	936,756,077	937,666,750	938,621,949	939,473,561	940,325,173	1,599,796	2,806,940	990,278	4,158,842	987,005	1,645,075	1,544,461
	TOTAL	**936,527,703**	**939,631,165**	**940,692,289**	**943,454,893**	**958,395,695**	**959,364,243**	**960,366,431**	**961,404,880**	**962,547,969**	**963,586,794**	**964,622,933**	**1,635,323**	**2,809,935**	**1,078,729**	**4,178,717**	**1,057,552**	**1,933,966**	**1,739,152**

CWIP

002 - Dallas Atmos Rate Division												
	CWIP AFUDC	-	-	-	-	-	-	-	-	-	-	-
	CWIP Without AFUDC	41,046,826	41,046,826	41,046,826	41,046,826	41,046,826	41,046,826	41,046,826	41,046,826	41,046,826	41,046,826	41,046,826
	Total CWIP	41,046,826	41,046,826	41,046,826	41,046,826	41,046,826	41,046,826	41,046,826	41,046,826	41,046,826	41,046,826	41,046,826
012 - Call Center Division												
	CWIP AFUDC	-	-	-	-	-	-	-	-	-	-	-
	CWIP Without AFUDC	1,094,590	1,094,590	1,094,590	1,094,590	1,094,590	1,094,590	1,094,590	1,094,590	1,094,590	1,094,590	1,094,590
	Total CWIP	1,094,590	1,094,590	1,094,590	1,094,590	1,094,590	1,094,590	1,094,590	1,094,590	1,094,590	1,094,590	1,094,590
091 - Brentwood Division												
	CWIP AFUDC	-	-	-	-	-	-	-	-	-	-	-
	CWIP Without AFUDC	(14,222)	(14,222)	(14,222)	(14,222)	(14,222)	(14,222)	(14,222)	(14,222)	(14,222)	(14,222)	(14,222)
	Total CWIP	(14,222)	(14,222)	(14,222)	(14,222)	(14,222)	(14,222)	(14,222)	(14,222)	(14,222)	(14,222)	(14,222)
009 - Kentucky Division												
	CWIP AFUDC	300,904	300,904	300,904	300,904	300,904	300,904	300,904	300,904	300,904	300,904	300,904
	CWIP Without AFUDC	7,354,578	7,354,578	7,354,578	7,354,578	7,354,578	7,354,578	7,354,578	7,354,578	7,354,578	7,354,578	7,354,578
	Total CWIP	7,655,482	7,655,482	7,655,482	7,655,482	7,655,482	7,655,482	7,655,482	7,655,482	7,655,482	7,655,482	7,655,482
	Total											
	CWIP Without AFUDC	49,481,773	49,481,773	49,481,773	49,481,773	49,481,773	49,481,773	49,481,773	49,481,773	49,481,773	49,481,773	49,481,773

	Allocation % Base	Test
2	4.56%	4.56%
12	5.39%	5.39%
91	49.97%	49.97%
Greenville	1.50%	1.50%
CKV	2.98%	2.98%
AEAM	5.59%	5.59%
ALGN	3.60%	3.60%

(Projected additions adjustment factor)

Additions

Division	utility_account	Projected Aug-24	Projected Sep-24	Projected Oct-24	Projected Nov-24	Projected Dec-24	Projected Jan-25	Projected Feb-25	Projected Mar-25	Projected Apr-25
002 - Dallas Atmos Rate Division										
39000	39000-Structures & Improvements	(19,881)	(19,746)	(12,868)	(16,170)	(13,629)	(20,146)	(19,892)	(19,577)	(26,024)
39005	39005-G-Structures & Improvements	-	-	-	-	-	-	-	-	-
39009	39009-Improv. to Leased Premises	227,197	225,657	147,059	184,790	155,752	230,226	227,318	223,728	297,394
39020	Struct & Improv AEAM	-	-	-	-	-	-	-	-	-
39029	Improv-Leased AEAM	-	-	-	-	-	-	-	-	-
39100	39100-Office Furniture & Equipment	106,085	105,366	68,667	86,284	72,725	107,500	106,142	104,466	138,862
39102	39102-Remittance Processing Equipment	-	-	-	-	-	-	-	-	-
39103	39103-Office Furn. - Copiers & Type	-	-	-	-	-	-	-	-	-
39104	39104-G-Office Furniture & Equip.	-	-	-	-	-	-	-	-	-
39120	Off Furn & Equip-AEAM	-	-	-	-	-	-	-	-	-
39200	39200-Transportation Equipment	-	-	-	-	-	-	-	-	-
39300	39300-Stores Equipment	-	-	-	-	-	-	-	-	-
39400	39400-Tools, Shop, & Garage Equip.	-	-	-	-	-	-	-	-	-
39420	Tools And Garage-AEAM	-	-	-	-	-	-	-	-	-
39500	39500-Laboratory Equipment	-	-	-	-	-	-	-	-	-
39700	39700-Communication Equipment	6,361	6,318	4,117	5,174	4,361	6,446	6,364	6,264	8,326
39720	Commun Equip AEAM	-	-	-	-	-	-	-	-	-
39800	39800-Miscellaneous Equipment	-	-	-	-	-	-	-	-	-
39820	Misc Equip - AEAM	-	-	-	-	-	-	-	-	-
39900	39900-Other Tangible Equipm	-	-	-	-	-	-	-	-	-
39901	39901-Oth Tang Prop - Servers - H/W	405	403	262	330	278	411	406	399	531
39902	39902-Oth Tang Prop - Servers - S/W	1,873,868	1,861,173	1,212,914	1,524,106	1,284,607	1,898,856	1,874,872	1,845,262	2,452,842
39903	39903-Oth Tang Prop - Network - H/W	23,957	23,794	15,507	19,485	16,423	24,276	23,970	23,591	31,359
39904	39904-Oth Tang Prop - CPU	-	-	-	-	-	-	-	-	-
39905	39905-Oth Tang Prop - MF Hardware	-	-	-	-	-	-	-	-	-
39906	39906-Oth Tang Prop - PC Hardware	(1,094)	(1,087)	(708)	(890)	(750)	(1,109)	(1,095)	(1,077)	(1,432)
39907	39907-Oth Tang Prop - PC Software	-	-	-	-	-	-	-	-	-
39908	39908-Oth Tang Prop - Appl Software [1]	627,731	623,478	406,316	510,563	430,333	636,101	628,067	618,148	821,682
39909	39909-Oth Tang Prop - Mainframe S/W	-	-	-	-	-	-	-	-	-
39921	Servers-Hardware-AEAM	749,690	744,611	485,258	609,758	513,941	759,687	750,092	738,245	981,324
39922	Servers-Software-AEAM	-	-	-	-	-	-	-	-	-
39923	Network Hardware-AEAM	45,449	45,141	29,418	36,966	31,157	46,055	45,473	44,755	59,491
39924	39924-Oth Tang Prop - Gen.	-	-	-	-	-	-	-	-	-
39926	Pc Hardware-AEAM	-	-	-	-	-	-	-	-	-
39928	Application SW-AEAM	-	-	-	-	-	-	-	-	-
39931	ALGN-Servers-Hardware	-	-	-	-	-	-	-	-	-
39932	ALGN-Servers-Software	-	-	-	-	-	-	-	-	-
39938	ALGN-Application SW	-	-	-	-	-	-	-	-	-
002 - Dallas Atmos Rate Division Total		**3,639,767**	**3,615,108**	**2,355,943**	**2,960,395**	**2,495,196**	**3,688,303**	**3,641,717**	**3,584,203**	**4,764,356**
		3,639,767	3,615,108	2,355,943	2,960,395	2,495,196	3,688,303	3,641,717	3,584,203	4,764,356
		-	-	-	-	-	-	-	-	-
012 - Call Center Division										
38900	38900-Land	-	-	-	-	-	-	-	-	-
38910	38910-CKV-Land & Land Rights	-	-	-	-	-	-	-	-	-
39000	39000-Structures & Improvements	1,520	2,333	1,238	2,646	2,488	3,383	3,848	3,868	4,760
39009	39009-Improv. to Leased Premises	-	-	-	-	-	-	-	-	-
39010	39010-CKV-Structures & Improvements	-	-	-	-	-	-	-	-	-
39100	39100-Office Furniture & Equipment	-	-	-	-	-	-	-	-	-
39101	Office Furniture And	-	-	-	-	-	-	-	-	-
39102	Remittance Processing	-	-	-	-	-	-	-	-	-
39103	39103-Office Furn. - Copiers & Type	-	-	-	-	-	-	-	-	-
39110	CKV-Office Furn & Eq	8,315	12,760	6,775	14,472	13,609	18,507	21,051	21,160	26,038
39210	CKV-Transportation Eq	-	-	-	-	-	-	-	-	-
39410	CKV-Tools Shop Garage	1,123	1,723	914	1,954	1,837	2,498	2,842	2,856	3,515
39510	CKV-Laboratory Equip	-	-	-	-	-	-	-	-	-
39700	39700-Communication Equipment	-	-	-	-	-	-	-	-	-
39710	39710-CKV-Communication Equipment	-	-	-	-	-	-	-	-	-
39800	39800-Miscellaneous Equipment	-	-	-	-	-	-	-	-	-
39810	CKV-Misc Equipment	5,220	8,011	4,253	9,086	8,544	11,618	13,215	13,284	16,346
39900	39900-Other Tangible Property	-	-	-	-	-	-	-	-	-
39901	39901-Oth Tang Prop - Servers - H/W	-	-	-	-	-	-	-	-	-
39902	39902-Oth Tang Prop - Servers - S/W	-	-	-	-	-	-	-	-	-
39903	39903-Oth Tang Prop - Network - H/W	-	-	-	-	-	-	-	-	-
39906	39906-Oth Tang Prop - PC Hardware	-	-	-	-	-	-	-	-	-
39907	39907-Oth Tang Prop - PC Software	-	-	-	-	-	-	-	-	-
39908	39908-Oth Tang Prop - Appl Software [1]	82,944	127,280	67,574	144,357	135,748	184,595	209,976	211,066	259,717
39910	39910-CKV-Other Tangible Property	2,881	4,421	2,347	5,014	4,715	6,412	7,294	7,331	9,021
39916	39916-CKV-Oth Tang Prop-PC Hardware	-	-	-	-	-	-	-	-	-
39917	39917-CKV-Oth Tang Prop-PC Software	-	-	-	-	-	-	-	-	-
39918	CKV-Oth Tang Prop-App	-	-	-	-	-	-	-	-	-
39924	Oth Tang Prop - Gen.	-	-	-	-	-	-	-	-	-
012 - Call Center Division Total		**102,003**	**156,527**	**83,101**	**177,529**	**166,941**	**227,013**	**258,226**	**259,567**	**319,397**
		102,003	156,527	83,101	177,529	166,941	227,013	258,226	259,567	319,397
		-	-	-	-	-	-	-	-	-
091 - Brentwood Division										
30100	30100-Organization	-	-	-	-	-	-	-	-	-
30300	30300-Misc. Intangible Plant	-	-	-	-	-	-	-	-	-
39001	39001-Structures - Frame	-	-	-	-	-	-	-	-	-
39004	39004-Air Conditioning Equipment	-	-	-	-	-	-	-	-	-
39009	39009-Improv. to Leased Premises	-	-	-	-	-	-	-	-	-

Division	utility_account	Projected Aug-24	Projected Sep-24	Projected Oct-24	Projected Nov-24	Projected Dec-24	Projected Jan-25	Projected Feb-25	Projected Mar-25	Projected Apr-25
39100	39100-Office Furniture & Equipment	-	-	-	-	-	-	-	-	-
39101	Office Furniture And	-	-	-	-	-	-	-	-	-
39103	Office Machines	-	-	-	-	-	-	-	-	-
39200	39200-Trans Equip- Group	-	-	-	-	-	-	-	-	-
39300	Stores Equipment	-	-	-	-	-	-	-	-	-
39400	39400-Tools, Shop, & Garage Equip.	-	-	-	-	-	-	-	-	-
39600	39600-Power Operated Equipment	-	-	-	-	-	-	-	-	-
39700	39700-Communication Equipment	-	-	-	-	-	-	-	-	-
39701	Communication Equip.	-	-	-	-	-	-	-	-	-
39702	Communication Equip.	-	-	-	-	-	-	-	-	-
39800	39800-Miscellaneous Equipment	-	-	-	-	-	-	-	-	-
39900	39900-Other Tangible Property	-	-	-	-	-	-	-	-	-
39901	39901-Oth Tang Prop - Servers - H/W	-	-	-	-	-	-	-	-	-
39902	39902-Oth Tang Prop - Servers - S/W	-	-	-	-	-	-	-	-	-
39903	39903-Oth Tang Prop - Network - H/W	-	-	-	-	-	-	-	-	-
39906	39906-Oth Tang Prop - PC Hardware	-	-	-	-	-	-	-	-	-
39907	39907-Oth Tang Prop - PC Software	-	-	-	-	-	-	-	-	-
39908	39908-Oth Tang Prop - Appl Software	-	-	-	-	-	-	-	-	-
091 - Brentwood Division Total		**-**	**-**	**-**	**-**	**-**	**-**	**-**	**-**	**-**
		-	(0)	-	-	-	-	-	-	-
		-	*0*	-	-	-	-	-	-	-

Division	utility_account	Projected Aug-24	Projected Sep-24	Projected Oct-24	Projected Nov-24	Projected Dec-24	Projected Jan-25	Projected Feb-25	Projected Mar-25	Projected Apr-25
009 - WKG Division										
30100	30100-Organization	-	-	-	-	-	-	-	-	-
30200	30200-Franchises & Consents	-	-	-	-	-	-	-	-	-
32540	32540-Rights-of-Way	-	-	-	-	-	-	-	-	-
33202	33202-Tributary Lines	-	-	-	-	-	-	-	-	-
33400	33400-Field Meas. & Reg. Sta. Equip	-	-	-	-	-	-	-	-	-
35010	35010-Land	-	-	-	-	-	-	-	-	-
35020	35020-Rights of Ways	-	-	-	-	-	-	-	-	-
35100	35100-Structures & Improvements	-	-	-	-	-	-	-	-	-
35102	35102-Compressor Station Equipment	-	-	-	-	-	-	-	-	-
35103	35103-Meas. & Reg. Sta. Structures	-	-	-	-	-	-	-	-	-
35104	35104-Other Structures	-	-	-	-	-	-	-	-	-
35200	35200-Wells	-	1,621,489	-	-	-	-	-	-	-
35201	35201-Well Construction	-	-	-	-	-	-	-	-	-
35202	35202-Well Equipment	-	-	-	-	-	-	-	-	-
35203	35203-Cushion Gas	-	-	-	-	-	-	-	-	-
35210	35210-Leaseholds	-	-	-	-	-	-	-	-	-
35211	35211-Storage Rights	-	-	-	-	-	-	-	-	-
35301	35301-Field Lines	-	-	-	-	-	-	-	-	-
35302	35302-Tributary Lines	-	-	-	-	-	-	-	-	-
35400	35400-Compressor Station Equipment	-	11,963,642	-	-	-	-	-	-	-
35500	35500-Meas. & Reg. Equipment	-	-	-	-	-	-	-	-	-
35600	35600-Purification Equipment	-	-	-	-	-	-	-	-	-
36510	36510-Land & Land Rights	-	-	-	-	-	-	-	-	-
36520	36520-Rights-Of-Way	-	-	-	-	-	-	-	-	-
36602	36602-Structures & Improvements	174,985	173,847	-	-	-	-	-	-	-
36603	36603-Other Structures	-	-	-	-	-	-	-	-	-
36700	36700-Mains - Cathodic Protection	-	-	-	-	-	-	-	-	-
36701	36701-Mains - Steel	-	-	-	-	-	-	-	-	-
36703	36703-Mains - Anodes	-	-	-	-	-	-	-	-	-
36900	36900-Meas. & Reg. Sta. Equipment	-	-	-	-	-	-	-	-	-
36901	36901-Meas. & Reg. Sta. Equipment	-	-	-	-	-	-	-	-	-
37400	37400-Land & Land Rights	-	82,189	-	-	-	-	-	-	-
37401	37401-Land	-	-	-	-	-	-	-	-	-
37402	37402-Land Rights	-	-	-	-	-	-	-	-	-
37403	37403-Land Other	-	-	-	-	-	-	-	-	-
37500	37500-Structures & Improvements	-	-	-	-	-	-	-	-	-
37501	37501-Structures & Improvements T.B	-	-	-	-	-	-	-	-	-
37502	37502-Land Rights	-	-	-	-	-	-	-	-	-
37503	37503-Improvements	-	-	-	-	-	-	-	-	-
37600	37600-Mains - Cathodic Protection	-	-	-	-	-	-	-	-	-
37601	37601-Mains - Steel	114,855	(556,911)	-	-	-	-	-	-	-
37602	37602-Mains - Plastic	1,974,307	468,484	152,444	159,925	149,477	143,587	148,212	151,867	150,697
37603	37603 - Mains - Anodes	16,587	(1,855)	29,883	31,663	29,579	28,428	29,388	30,044	29,805
37604	37604-Mains - Leak Clamps	-	-	-	-	-	-	-	-	-
37800	37800-Meas. & Reg. Sta. Eq-General	-	-	-	-	-	-	-	-	-
37900	37900-Meas. & Reg. - City Gate	-	-	-	-	-	-	-	-	-
37905	37905-Meas. & Reg. Sta. Equip T.B.	-	-	-	-	-	-	-	-	-
38000	38000-Services	633,255	680,932	683,016	713,224	665,776	640,161	650,432	676,991	671,688
38100	38100-Meters	46,844	189,959	340,798	359,782	335,951	322,984	331,588	341,366	338,653
38200	38200-Meter Installations	2,082	1,753	64,384	66,901	62,344	60,023	59,749	63,461	62,952
38300	38300-House Regulators	-	-	-	-	-	-	-	-	-
38400	38400-House Reg. Installations	-	-	-	-	-	-	-	-	-
38500	38500-Ind. Meas. & Reg. Sta. Equip	-	-	-	-	-	-	-	-	-
38900	38900-Land & Land Rights	-	-	-	-	-	-	-	-	-
39000	39000-Structures & Improvements	-	-	-	-	-	-	-	-	-
39002	39002-Structures - Brick	-	-	-	-	-	-	-	-	-
39003	39003-Improvements	-	-	-	-	-	-	-	-	-
39004	39004-Air Conditioning Equipment	-	-	-	-	-	-	-	-	-
39009	39009-Improv. to Leased Premises	-	-	-	-	-	-	-	-	-
39100	39100-Office Furniture & Equipment	-	-	-	-	-	-	-	-	-
39103	Office Machines	-	-	-	-	-	-	-	-	-
39200	39200-Transportation Equipment	-	-	-	-	-	-	-	-	-
39202	39202-WKG Trailers	-	-	-	-	-	-	-	-	-
39400	39400-Tools, Shop, & Garage Equip.	66,601	-	-	-	-	-	-	-	-
39603	39603-Ditchers	-	-	-	-	-	-	-	-	-
39604	39604-Backhoes	-	-	-	-	-	-	-	-	-
39605	39605-Welders	-	-	-	-	-	-	-	-	-
39700	39700-Communication Equipment	-	-	-	-	-	-	-	-	-
39701	Communication Equip.	-	-	-	-	-	-	-	-	-
39702	Communication Equip.	-	-	-	-	-	-	-	-	-
39705	39705-Comm. Equip. - Telemetering	-	-	-	-	-	-	-	-	-
39800	39800-Miscellaneous Equipment	200,878	65,343	-	-	-	-	-	-	-
39901	Servers Hardware	-	-	-	-	-	-	-	-	-
39902	Servers Software	-	-	-	-	-	-	-	-	-
39903	39903-Oth Tang Prop - Network - H/W	-	-	-	-	-	-	-	-	-
39906	39906-Oth Tang Prop - PC Hardware	-	-	-	-	-	-	-	-	-
39907	39907-Oth Tang Prop - PC Software	-	-	-	-	-	-	-	-	-
39908	39908-Oth Tang Prop - Appl Software	-	-	-	-	-	-	-	-	-
		-	-							
		-	-							
		-	-							
009 - Kentucky Division Total		**3,230,394**	**14,688,872**	**1,270,525**	**1,331,495**	**1,243,127**	**1,195,185**	**1,219,368**	**1,263,729**	**1,253,796**
		5,853,574	5,843,901	4,946,495	3,586,465	4,996,835	5,382,158	5,511,810	5,895,938	5,624,592
PRP Investment Oct 22 - June 24 Adj		*(2,623,180)*	*8,844,971*	*(3,675,970)*	*(2,254,970)*	*(3,753,708)*	*(4,186,973)*	*(4,292,442)*	*(4,632,209)*	*(4,370,797)*
	37601-Mains - Steel									
	37602-Mains - Plastic									
	37800-Meas. And Reg. Sta. E									
	38000-Services									
	Total PRP									

Division	utility_account	Projected Aug-24	Projected Sep-24	Projected Oct-24	Projected Nov-24	Projected Dec-24	Projected Jan-25	Projected Feb-25	Projected Mar-25	Projected Apr-25
Per Books Total KY Division		**3,230,394**	**14,688,872**	**1,270,525**	**1,331,495**	**1,243,127**	**1,195,185**	**1,219,368**	**1,263,729**	**1,253,796**
	Check									
Allocated KY Totals										
	002-Greenvile	-	-	-	-	-	-	-	-	-
	002-AEAM	44,468	44,167	28,783	36,168	30,484	45,061	44,492	43,789	58,207
	002-ALGN	-	-	-	-	-	-	-	-	-
	002 - Dallas Atmos Rate Division	129,799	128,919	84,016	105,571	88,982	131,529	129,868	127,817	169,903
	012-CKV	523	803	426	911	856	1,164	1,325	1,331	1,638
	012 - Call Center Division	4,554	6,988	3,710	7,926	7,453	10,135	11,529	11,589	14,260
	091 - Brentwood Division	-	-	-	-	-	-	-	-	-
	009 - Kentucky Division	3,230,394	14,688,872	1,270,525	1,331,495	1,243,127	1,195,185	1,219,368	1,263,729	1,253,796
	TOTAL	**3,409,738**	**14,869,749**	**1,387,460**	**1,482,071**	**1,370,903**	**1,383,075**	**1,406,581**	**1,448,256**	**1,497,804**

CWIP

002 - Dallas Atmos Rate Division

CWIP AFUDC
CWIP Without AFUDC
Total CWIP

012 - Call Center Division

CWIP AFUDC
CWIP Without AFUDC
Total CWIP

091 - Brentwood Division

CWIP AFUDC
CWIP Without AFUDC
Total CWIP

009 - Kentucky Division

CWIP AFUDC
CWIP Without AFUDC
Total CWIP

Total
CWIP Without AFUDC

Division	utility_account	Forecast Test Period										
		Projected May-25	Projected Jun-25	Projected Jul-25	Projected Aug-25	Projected Sep-25	Projected Oct-25	Projected Nov-25	Projected Dec-25	Projected Jan-26	Projected Feb-26	Projected Mar-26
002 - Dallas Atmos Rate Division												
39000	39000-Structures & Improvements	(22,084)	(32,229)	(22,612)	(18,010)	(17,439)	(12,868)	(16,170)	(13,629)	(20,146)	(19,892)	(19,577)
39005	39005-G-Structures & Improvements	-	-	-	-	-	-	-	-	-	-	-
39009	39009-Improv. to Leased Premises	252,368	368,308	258,403	205,821	199,296	147,059	184,790	155,752	230,226	227,318	223,728
39020	Struct & Improv AEAM	-	-	-	-	-	-	-	-	-	-	-
39029	Improv-Leased AEAM	-	-	-	-	-	-	-	-	-	-	-
39100	39100-Office Furniture & Equipment	117,838	171,974	120,656	96,104	93,057	68,667	86,284	72,725	107,500	106,142	104,466
39102	39102-Remittance Processing Equipment	-	-	-	-	-	-	-	-	-	-	-
39103	39103-Office Furn. - Copiers & Type	-	-	-	-	-	-	-	-	-	-	-
39104	39104-G-Office Furniture & Equip.	-	-	-	-	-	-	-	-	-	-	-
39120	Off Furn & Equip-AEAM	-	-	-	-	-	-	-	-	-	-	-
39200	39200-Transportation Equipment	-	-	-	-	-	-	-	-	-	-	-
39300	39300-Stores Equipment	-	-	-	-	-	-	-	-	-	-	-
39400	39400-Tools, Shop, & Garage Equip.	-	-	-	-	-	-	-	-	-	-	-
39420	Tools And Garage-AEAM	-	-	-	-	-	-	-	-	-	-	-
39500	39500-Laboratory Equipment	-	-	-	-	-	-	-	-	-	-	-
39700	39700-Communication Equipment	7,066	10,312	7,235	5,763	5,580	4,117	5,174	4,361	6,446	6,364	6,264
39720	Commun Equip AEAM	-	-	-	-	-	-	-	-	-	-	-
39800	39800-Miscellaneous Equipment	-	-	-	-	-	-	-	-	-	-	-
39820	Misc Equip - AEAM	-	-	-	-	-	-	-	-	-	-	-
39900	39900-Other Tangible Equipm	-	-	-	-	-	-	-	-	-	-	-
39901	39901-Oth Tang Prop - Servers - H/W	450	657	461	367	356	262	330	278	411	406	399
39902	39902-Oth Tang Prop - Servers - S/W	2,081,475	3,037,721	2,131,252	1,697,565	1,643,747	1,212,914	1,524,106	1,284,607	1,898,856	1,874,872	1,845,262
39903	39903-Oth Tang Prop - Network - H/W	26,611	38,836	27,247	21,703	21,015	15,507	19,485	16,423	24,276	23,970	23,591
39904	39904-Oth Tang Prop - CPU	-	-	-	-	-	-	-	-	-	-	-
39905	39905-Oth Tang Prop - MF Hardware	-	-	-	-	-	-	-	-	-	-	-
39906	39906-Oth Tang Prop - PC Hardware	(1,215)	(1,774)	(1,244)	(991)	(960)	(708)	(890)	(750)	(1,109)	(1,095)	(1,077)
39907	39907-Oth Tang Prop - PC Software	-	-	-	-	-	-	-	-	-	-	-
39908	39908-Oth Tang Prop - Appl Software [1]	697,277	1,017,612	713,952	568,670	550,642	406,316	510,563	430,333	636,101	628,067	618,148
39909	39909-Oth Tang Prop - Mainframe S/W	-	-	-	-	-	-	-	-	-	-	-
39921	Servers-Hardware-AEAM	832,749	1,215,320	852,663	679,155	657,624	485,258	609,758	513,941	759,687	750,092	738,245
39922	Servers-Software-AEAM	-	-	-	-	-	-	-	-	-	-	-
39923	Network Hardware-AEAM	50,484	73,677	51,691	41,173	39,867	29,418	36,966	31,157	46,055	45,473	44,755
39924	39924-Oth Tang Prop - Gen.	-	-	-	-	-	-	-	-	-	-	-
39926	Pc Hardware-AEAM	-	-	-	-	-	-	-	-	-	-	-
39928	Application SW-AEAM	-	-	-	-	-	-	-	-	-	-	-
39931	ALGN-Servers-Hardware	-	-	-	-	-	-	-	-	-	-	-
39932	ALGN-Servers-Software	-	-	-	-	-	-	-	-	-	-	-
39938	ALGN-Application SW	-	-	-	-	-	-	-	-	-	-	-
002 - Dallas Atmos Rate Division Total		**4,043,019**	**5,900,414**	**4,139,706**	**3,297,319**	**3,192,784**	**2,355,943**	**2,960,395**	**2,495,196**	**3,688,303**	**3,641,717**	**3,584,203**
		4,043,019	5,900,414	4,139,706	3,297,319	3,192,784	2,355,943	2,960,395	2,495,196	3,688,303	3,641,717	3,584,203
		-	-	-	-	-	-	-	-	-	-	-
012 - Call Center Division												
38900	38900-Land	-	-	-	-	-	-	-	-	-	-	-
38910	38910-CKV-Land & Land Rights	-	-	-	-	-	-	-	-	-	-	-
39000	39000-Structures & Improvements	4,198	3,926	3,387	1,867	2,653	1,238	2,646	2,488	3,383	3,848	3,868
39009	39009-Improv. to Leased Premises	-	-	-	-	-	-	-	-	-	-	-
39010	39010-CKV-Structures & Improvements	-	-	-	-	-	-	-	-	-	-	-
39100	39100-Office Furniture & Equipment	-	-	-	-	-	-	-	-	-	-	-
39101	Office Furniture And	-	-	-	-	-	-	-	-	-	-	-
39102	Remittance Processing	-	-	-	-	-	-	-	-	-	-	-
39103	39103-Office Furn. - Copiers & Type	-	-	-	-	-	-	-	-	-	-	-
39110	CKV-Office Furn & Eq	22,965	21,475	18,529	10,215	14,511	6,775	14,472	13,609	18,507	21,051	21,160
39210	CKV-Transportation Eq	-	-	-	-	-	-	-	-	-	-	-
39410	CKV-Tools Shop Garage	3,100	2,899	2,501	1,379	1,959	914	1,954	1,837	2,498	2,842	2,856
39510	CKV-Laboratory Equip	-	-	-	-	-	-	-	-	-	-	-
39700	39700-Communication Equipment	-	-	-	-	-	-	-	-	-	-	-
39710	39710-CKV-Communication Equipment	-	-	-	-	-	-	-	-	-	-	-
39800	39800-Miscellaneous Equipment	-	-	-	-	-	-	-	-	-	-	-
39810	CKV-Misc Equipment	14,417	13,482	11,632	6,413	9,110	4,253	9,086	8,544	11,618	13,215	13,284
39900	39900-Other Tangible Property	-	-	-	-	-	-	-	-	-	-	-
39901	39901-Oth Tang Prop - Servers - H/W	-	-	-	-	-	-	-	-	-	-	-
39902	39902-Oth Tang Prop - Servers - S/W	-	-	-	-	-	-	-	-	-	-	-
39903	39903-Oth Tang Prop - Network - H/W	-	-	-	-	-	-	-	-	-	-	-
39906	39906-Oth Tang Prop - PC Hardware	-	-	-	-	-	-	-	-	-	-	-
39907	39907-Oth Tang Prop - PC Software	-	-	-	-	-	-	-	-	-	-	-
39908	39908-Oth Tang Prop - Appl Software [1]	229,065	214,205	184,822	101,891	144,741	67,574	144,357	135,748	184,595	209,976	211,066
39910	39910-CKV-Other Tangible Property	7,957	7,440	6,420	3,539	5,028	2,347	5,014	4,715	6,412	7,294	7,331
39916	39916-CKV-Oth Tang Prop-PC Hardware	-	-	-	-	-	-	-	-	-	-	-
39917	39917-CKV-Oth Tang Prop-PC Software	-	-	-	-	-	-	-	-	-	-	-
39918	CKV-Oth Tang Prop-App	-	-	-	-	-	-	-	-	-	-	-
39924	Oth Tang Prop - Gen.	-	-	-	-	-	-	-	-	-	-	-
012 - Call Center Division Total		**281,701**	**263,427**	**227,292**	**125,304**	**178,001**	**83,101**	**177,529**	**166,941**	**227,013**	**258,226**	**259,567**
		281,701	263,427	227,292	125,304	178,001	83,101	177,529	166,941	227,013	258,226	259,567
		-	-	-	-	-	-	-	-	-	-	-
091 - Brentwood Division												
30100	30100-Organization	-	-	-	-	-	-	-	-	-	-	-
30300	30300-Misc. Intangible Plant	-	-	-	-	-	-	-	-	-	-	-
39001	39001-Structures - Frame	-	-	-	-	-	-	-	-	-	-	-
39004	39004-Air Conditioning Equipment	-	-	-	-	-	-	-	-	-	-	-
39009	39009-Improv. to Leased Premises	-	-	-	-	-	-	-	-	-	-	-

Division	utility_account	Projected May-25	Projected Jun-25	Projected Jul-25	Projected Aug-25	Projected Sep-25	Projected Oct-25	Projected Nov-25	Projected Dec-25	Projected Jan-26	Projected Feb-26	Projected Mar-26
39100	39100-Office Furniture & Equipment	-	-	-	-	-	-	-	-	-	-	-
39101	Office Furniture And	-	-	-	-	-	-	-	-	-	-	-
39103	Office Machines	-	-	-	-	-	-	-	-	-	-	-
39200	39200-Trans Equip- Group	-	-	-	-	-	-	-	-	-	-	-
39300	Stores Equipment	-	-	-	-	-	-	-	-	-	-	-
39400	39400-Tools, Shop, & Garage Equip.	-	-	-	-	-	-	-	-	-	-	-
39600	39600-Power Operated Equipment	-	-	-	-	-	-	-	-	-	-	-
39700	39700-Communication Equipment	-	-	-	-	-	-	-	-	-	-	-
39701	Communication Equip.	-	-	-	-	-	-	-	-	-	-	-
39702	Communication Equip.	-	-	-	-	-	-	-	-	-	-	-
39800	39800-Miscellaneous Equipment	-	-	-	-	-	-	-	-	-	-	-
39900	39900-Other Tangible Property	-	-	-	-	-	-	-	-	-	-	-
39901	39901-Oth Tang Prop - Servers - H/W	-	-	-	-	-	-	-	-	-	-	-
39902	39902-Oth Tang Prop - Servers - S/W	-	-	-	-	-	-	-	-	-	-	-
39903	39903-Oth Tang Prop - Network - H/W	-	-	-	-	-	-	-	-	-	-	-
39906	39906-Oth Tang Prop - PC Hardware	-	-	-	-	-	-	-	-	-	-	-
39907	39907-Oth Tang Prop - PC Software	-	-	-	-	-	-	-	-	-	-	-
39908	39908-Oth Tang Prop - Appl Software	-	-	-	-	-	-	-	-	-	-	-
091 - Brentwood Division Total		**-**	**-**	**-**	**-**	**-**	**-**	**-**	**-**	**-**	**-**	**-**
		-	-	-	-	-	-	-	-	-	-	-
		-	-	-	-	-	-	-	-	-	-	-

Division	utility_account	Projected May-25	Projected Jun-25	Projected Jul-25	Projected Aug-25	Projected Sep-25	Projected Oct-25	Projected Nov-25	Projected Dec-25	Projected Jan-26	Projected Feb-26	Projected Mar-26
009 - WKG Division												
30100	30100-Organization	-	-	-	-	-	-	-	-	-	-	-
30200	30200-Franchises & Consents	-	-	-	-	-	-	-	-	-	-	-
32540	32540-Rights-of-Way	-	-	-	-	-	-	-	-	-	-	-
33202	33202-Tributary Lines	-	-	-	-	-	-	-	-	-	-	-
33400	33400-Field Meas. & Reg. Sta. Equip	-	-	-	-	-	-	-	-	-	-	-
35010	35010-Land	-	-	-	-	-	-	-	-	-	-	-
35020	35020-Rights of Ways	-	-	-	-	-	-	-	-	-	-	-
35100	35100-Structures & Improvements	-	-	-	-	-	-	-	-	-	-	-
35102	35102-Compressor Station Equipment	-	-	-	-	-	-	-	-	-	-	-
35103	35103-Meas. & Reg. Sta. Structures	-	-	-	-	-	-	-	-	-	-	-
35104	35104-Other Structures	-	-	-	-	-	-	-	-	-	-	-
35200	35200-Wells	-	809,589	-	1,607,404	-	-	-	-	-	-	-
35201	35201-Well Construction	-	-	-	-	-	-	-	-	-	-	-
35202	35202-Well Equipment	-	-	-	-	-	-	-	-	-	-	-
35203	35203-Cushion Gas	-	-	-	-	-	-	-	-	-	-	-
35210	35210-Leaseholds	-	-	-	-	-	-	-	-	-	-	-
35211	35211-Storage Rights	-	-	-	-	-	-	-	-	-	-	-
35301	35301-Field Lines	-	-	-	-	-	-	-	-	-	-	-
35302	35302-Tributary Lines	-	-	-	-	-	-	-	-	-	-	-
35400	35400-Compressor Station Equipment	-	-	-	-	-	-	-	-	-	-	-
35500	35500-Meas. & Reg. Equipment	-	-	-	-	-	-	-	-	-	-	-
35600	35600-Purification Equipment	-	-	-	-	-	-	-	-	-	-	-
36510	36510-Land & Land Rights	-	-	-	-	-	-	-	-	-	-	-
36520	36520-Rights-Of-Way	-	-	-	-	-	-	-	-	-	-	-
36602	36602-Structures & Improvements	-	-	-	-	-	-	-	-	-	-	-
36603	36603-Other Structures	-	-	-	-	-	-	-	-	-	-	-
36700	36700-Mains - Cathodic Protection	-	-	-	-	-	-	-	-	-	-	-
36701	36701-Mains - Steel	-	-	-	-	-	-	-	-	-	-	-
36703	36703-Mains - Anodes	-	-	-	-	-	-	-	-	-	-	-
36900	36900-Meas. & Reg. Sta. Equipment	-	-	-	-	-	-	-	-	-	-	-
36901	36901-Meas. & Reg. Sta. Equipment	-	-	-	-	-	-	-	-	-	-	-
37400	37400-Land & Land Rights	-	-	-	-	-	-	-	-	-	-	-
37401	37401-Land	-	-	-	-	-	-	-	-	-	-	-
37402	37402-Land Rights	-	-	-	-	-	-	-	-	-	-	-
37403	37403-Land Other	-	-	-	-	-	-	-	-	-	-	-
37500	37500-Structures & Improvements	-	-	-	-	-	-	-	-	-	-	-
37501	37501-Structures & Improvements T.B	-	-	-	-	-	-	-	-	-	-	-
37502	37502-Land Rights	-	-	-	-	-	-	-	-	-	-	-
37503	37503-Improvements	-	-	-	-	-	-	-	-	-	-	-
37600	37600-Mains - Cathodic Protection	-	-	-	-	-	-	-	-	-	-	-
37601	37601-Mains - Steel	-	195,710	-	102,552	5,527,917	-	-	-	-	-	-
37602	37602-Mains - Plastic	148,329	151,958	149,198	156,037	2,545,259	146,395	146,395	146,395	251,269	146,395	146,395
37603	37603 - Mains - Anodes	29,359	30,063	29,521	30,899	30,080	27,860	27,860	27,860	27,860	27,860	27,860
37604	37604-Mains - Leak Clamps	-	-	-	-	-	-	-	-	-	-	-
37800	37800-Meas. & Reg. Sta. Eq-General	-	-	-	-	553,391	-	-	-	-	-	-
37900	37900-Meas. & Reg. - City Gate	-	954,802	-	-	2,677,220	-	-	59,062	-	-	-
37905	37905-Meas. & Reg. Sta. Equip T.B.	-	-	-	-	-	-	-	-	-	-	-
38000	38000-Services	661,178	672,798	660,160	699,672	679,240	675,973	675,973	675,973	675,973	675,973	675,973
38100	38100-Meters	333,543	340,593	334,356	351,903	3,130,962	323,655	323,655	323,655	323,655	323,655	323,655
38200	38200-Meter Installations	61,977	62,514	61,290	66,087	63,862	65,950	65,950	65,950	65,950	65,950	65,950
38300	38300-House Regulators	-	-	-	-	-	-	-	-	-	-	-
38400	38400-House Reg. Installations	-	-	-	-	-	-	-	-	-	-	-
38500	38500-Ind. Meas. & Reg. Sta. Equip	-	-	-	-	-	-	-	-	-	-	-
38900	38900-Land & Land Rights	-	-	-	-	-	-	-	-	-	-	-
39000	39000-Structures & Improvements	-	-	-	-	221,811	-	-	-	-	-	-
39002	39002-Structures - Brick	-	-	-	-	-	-	-	-	-	-	-
39003	39003-Improvements	-	-	-	-	-	-	-	-	-	-	-
39004	39004-Air Conditioning Equipment	-	-	-	-	-	-	-	-	-	-	-
39009	39009-Improv. to Leased Premises	-	-	-	-	-	-	-	-	-	-	-
39100	39100-Office Furniture & Equipment	-	-	-	-	-	-	-	-	-	-	-
39103	Office Machines	-	-	-	-	-	-	-	-	-	-	-
39200	39200-Transportation Equipment	-	-	-	-	-	-	-	-	-	-	-
39202	39202-WKG Trailers	-	-	-	-	-	-	-	-	-	-	-
39400	39400-Tools, Shop, & Garage Equip.	-	-	-	-	1,215,091	-	-	-	-	-	-
39603	39603-Ditchers	-	-	-	-	-	-	-	-	-	-	-
39604	39604-Backhoes	-	-	-	-	-	-	-	-	-	-	-
39605	39605-Welders	-	-	-	-	-	-	-	-	-	-	-
39700	39700-Communication Equipment	-	-	-	-	-	-	-	-	-	-	-
39701	Communication Equip.	-	-	-	-	-	-	-	-	-	-	-
39702	Communication Equip.	-	-	-	-	-	-	-	-	-	-	-
39705	39705-Comm. Equip. - Telemetering	-	-	-	-	-	-	-	-	-	-	-
39800	39800-Miscellaneous Equipment	-	-	-	-	143,197	-	-	-	-	-	-
39901	Servers Hardware	-	-	-	-	-	-	-	-	-	-	-
39902	Servers Software	-	-	-	-	-	-	-	-	-	-	-
39903	39903-Oth Tang Prop - Network - H/W	-	-	-	-	-	-	-	-	-	-	-
39906	39906-Oth Tang Prop - PC Hardware	-	-	-	-	-	-	-	-	-	-	-
39907	39907-Oth Tang Prop - PC Software	-	-	-	-	-	-	-	-	-	-	-
39908	39908-Oth Tang Prop - Appl Software	-	-	-	-	-	-	-	-	-	-	-
009 - Kentucky Division Total		**1,234,386**	**3,218,027**	**1,234,524**	**3,014,553**	**16,788,031**	**1,239,833**	**1,239,833**	**1,298,895**	**1,344,707**	**1,239,833**	**1,239,833**
		5,400,474	5,228,569	5,238,373	5,319,508	5,205,108	5,029,463	4,739,496	4,670,457	2,449,834	2,446,744	2,643,708
PRP Investment Oct 22 - June 24 Adj		*(4,166,089)*	*(2,010,542)*	*(4,003,849)*	*(2,304,954)*	*11,582,923*	*(3,789,629)*	*(3,499,662)*	*(3,371,561)*	*(1,105,126)*	*(1,206,910)*	*(1,403,875)*
	37601-Mains - Steel											
	37602-Mains - Plastic											
	37800-Meas. And Reg. Sta. E											
	38000-Services											
	Total PRP											

Division	utility_account	Projected May-25	Projected Jun-25	Projected Jul-25	Projected Aug-25	Projected Sep-25	Projected Oct-25	Projected Nov-25	Projected Dec-25	Projected Jan-26	Projected Feb-26	Projected Mar-26
Per Books Total KY Division		**1,234,386**	**3,218,027**	**1,234,524**	**3,014,553**	**16,788,031**	**1,239,833**	**1,239,833**	**1,298,895**	**1,344,707**	**1,239,833**	**1,239,833**
	Check											
Allocated KY Totals												
	002-Greenvile	-	-	-	-	-	-	-	-	-	-	-
	002-AEAM	49,395	72,087	50,576	40,284	39,007	28,783	36,168	30,484	45,061	44,492	43,789
	002-ALGN	-	-	-	-	-	-	-	-	-	-	-
	002 - Dallas Atmos Rate Division	144,179	210,416	147,627	117,586	113,859	84,016	105,571	88,982	131,529	129,868	127,817
	012-CKV	1,445	1,351	1,166	643	913	426	911	856	1,164	1,325	1,331
	012 - Call Center Division	12,577	11,761	10,148	5,594	7,947	3,710	7,926	7,453	10,135	11,529	11,589
	091 - Brentwood Division	-	-	-	-	-	-	-	-	-	-	-
	009 - Kentucky Division	1,234,386	3,218,027	1,234,524	3,014,553	16,788,031	1,239,833	1,239,833	1,298,895	1,344,707	1,239,833	1,239,833
	TOTAL	**1,441,981**	**3,513,642**	**1,444,040**	**3,178,661**	**16,949,757**	**1,356,769**	**1,390,409**	**1,426,671**	**1,532,598**	**1,427,047**	**1,424,360**

CWIP

002 - Dallas Atmos Rate Division

CWIP AFUDC
CWIP Without AFUDC
Total CWIP

012 - Call Center Division

CWIP AFUDC
CWIP Without AFUDC
Total CWIP

091 - Brentwood Division

CWIP AFUDC
CWIP Without AFUDC
Total CWIP

009 - Kentucky Division

CWIP AFUDC
CWIP Without AFUDC
Total CWIP

Total
CWIP Without AFUDC

Retirements

Division	utility_account	% Retirements to Additions	Base Period Actual Jan-24	Actual Feb-24	Actual Mar-24	Actual Apr-24	Actual May-24	Actual Jun-24	Projected Jul-24	Projected Aug-24	Projected Sep-24	Projected Oct-24	Projected Nov-24	Projected Dec-24	Projected Jan-25	Projected Feb-25	Projected Mar-25	Projected Apr-25
002 - Dallas Atmos Rate Division																		
39000	39000-Structures & Improvements	0.00%	-	-	-	-	-	-	-	-	-	-	-	-	-	-	-	-
39005	39005-G-Structures & Improvements	0.00%	-	-	-	-	-	-	-	-	-	-	-	-	-	-	-	-
39009	39009-Improv. to Leased Premises	0.00%	-	-	-	-	-	-	-	-	-	-	-	-	-	-	-	-
39020	Struct & Improv AEAM	0.00%	-	-	-	-	-	-	-	-	-	-	-	-	-	-	-	-
39029	Improv-Leased AEAM	0.00%	-	-	-	-	-	-	-	-	-	-	-	-	-	-	-	-
39100	39100-Office Furniture & Equipment	0.00%	-	-	-	-	-	-	-	-	-	-	-	-	-	-	-	-
39102	39102-Remittance Processing Equipment	0.00%	-	-	-	-	-	-	-	-	-	-	-	-	-	-	-	-
39103	39103-Office Furn. - Copiers & Type	0.00%	-	-	-	-	-	-	-	-	-	-	-	-	-	-	-	-
39104	39104-G-Office Furniture & Equip.	0.00%	-	-	-	-	-	-	-	-	-	-	-	-	-	-	-	-
39120	Off Furn & Equip-AEAM	0.00%	-	-	-	-	-	-	-	-	-	-	-	-	-	-	-	-
39200	39200-Transportation Equipment	0.00%	-	-	-	-	-	-	-	-	-	-	-	-	-	-	-	-
39300	39300-Stores Equipment	0.00%	-	-	-	-	-	-	-	-	-	-	-	-	-	-	-	-
39400	39400-Tools, Shop, & Garage Equip.	0.00%	-	-	-	-	-	(37,855)	-	-	-	-	-	-	-	-	-	-
39420	Tools And Garage-AEAM	0.00%	-	-	-	-	-	-	-	-	-	-	-	-	-	-	-	-
39500	39500-Laboratory Equipment	0.00%	-	-	-	-	-	-	-	-	-	-	-	-	-	-	-	-
39700	39700-Communication Equipment	0.00%	-	-	-	-	-	-	-	-	-	-	-	-	-	-	-	-
39720	Commun Equip AEAM	0.00%	-	-	-	-	-	-	-	-	-	-	-	-	-	-	-	-
39800	39800-Miscellaneous Equipment	0.00%	-	-	-	-	-	-	-	-	-	-	-	-	-	-	-	-
39820	Misc Equip - AEAM	0.00%	-	-	-	-	-	-	-	-	-	-	-	-	-	-	-	-
39900	39900-Other Tangible Equipm	0.00%	-	-	-	-	-	-	-	-	-	-	-	-	-	-	-	-
39901	39901-Oth Tang Prop - Servers - H/W	0.00%	-	-	-	-	-	-	-	-	-	-	-	-	-	-	-	-
39902	39902-Oth Tang Prop - Servers - S/W	0.00%	-	-	-	-	-	-	-	-	-	-	-	-	-	-	-	-
39903	39903-Oth Tang Prop - Network - H/W	0.00%	-	-	-	-	-	-	-	-	-	-	-	-	-	-	-	-
39904	39904-Oth Tang Prop - CPU	0.00%	-	-	-	-	-	-	-	-	-	-	-	-	-	-	-	-
39905	39905-Oth Tang Prop - MF Hardware	0.00%	-	-	-	-	-	-	-	-	-	-	-	-	-	-	-	-
39906	39906-Oth Tang Prop - PC Hardware	0.00%	-	-	-	-	-	-	-	-	-	-	-	-	-	-	-	-
39907	39907-Oth Tang Prop - PC Software	0.00%	-	-	-	-	-	-	-	-	-	-	-	-	-	-	-	-
39908	39908-Oth Tang Prop - Appl Software [1]	0.00%	-	-	-	-	-	-	-	-	-	-	-	-	-	-	-	-
39909	39909-Oth Tang Prop - Mainframe S/W	0.00%	-	-	-	-	-	-	-	-	-	-	-	-	-	-	-	-
39921	Servers-Hardware-AEAM	0.00%	-	-	-	-	-	-	-	-	-	-	-	-	-	-	-	-
39922	Servers-Software-AEAM	0.00%	-	-	-	-	-	-	-	-	-	-	-	-	-	-	-	-
39923	Network Hardware-AEAM	0.00%	-	-	-	-	-	-	-	-	-	-	-	-	-	-	-	-
39924	39924-Oth Tang Prop - Gen.	0.00%	-	-	-	-	-	-	-	-	-	-	-	-	-	-	-	-
39926	Pc Hardware-AEAM	0.00%	-	-	-	-	-	-	-	-	-	-	-	-	-	-	-	-
39928	Application SW-AEAM	0.00%	-	-	-	-	-	-	-	-	-	-	-	-	-	-	-	-
39931	ALGN-Servers-Hardware	0.00%	-	-	-	-	-	-	-	-	-	-	-	-	-	-	-	-
39932	ALGN-Servers-Software	0.00%	-	-	-	-	-	-	-	-	-	-	-	-	-	-	-	-
39938	ALGN-Application SW	0.00%	-	-	-	-	-	-	-	-	-	-	-	-	-	-	-	-
002 - Dallas Atmos Rate Division Total			**-**	**-**	**-**	**-**	**-**	**(37,855)**	**-**	**-**	**-**	**-**	**-**	**-**	**-**	**-**	**-**	**-**
			-	**-**	**-**	**-**	**-**	**(37,855)**										
			-	-	-	-	-	-										
012 - Call Center Division																		
38900	38900-Land	0.00%	-	-	-	-	-	-	-	-	-	-	-	-	-	-	-	-
38910	38910-CKV-Land & Land Rights	0.00%	-	-	-	-	-	-	-	-	-	-	-	-	-	-	-	-
39000	39000-Structures & Improvements	0.00%	-	-	-	-	-	-	-	-	-	-	-	-	-	-	-	-
39009	39009-Improv. to Leased Premises	0.00%	-	-	-	-	-	-	-	-	-	-	-	-	-	-	-	-
39010	39010-CKV-Structures & Improvements	0.00%	-	-	-	-	-	-	-	-	-	-	-	-	-	-	-	-
39100	39100-Office Furniture & Equipment	0.00%	-	-	-	-	-	-	-	-	-	-	-	-	-	-	-	-
39101	Office Furniture And	0.00%	-	-	-	-	-	-										
39102	Remittance Processing	0.00%	-	-	-	-	-	-										
39103	39103-Office Furn. - Copiers & Type	0.00%	-	-	-	-	-	-	-	-	-	-	-	-	-	-	-	-
39110	CKV-Office Furn & Eq	-10.11%	-	-	(10,494)	-	-	-										
39210	CKV-Transportation Eq	0.00%	-	-	(21,296)	-	-	-										
39410	CKV-Tools Shop Garage	-791.21%	-	-	-	-	-	(110,912)										
39510	CKV-Laboratory Equip	0.00%	-	-	-	-	-	-										
39700	39700-Communication Equipment	0.00%	-	-	-	-	-	-	-	-	-	-	-	-	-	-	-	-
39710	39710-CKV-Communication Equipment	0.00%	-	-	-	-	-	-	-	-	-	-	-	-	-	-	-	-
39800	39800-Miscellaneous Equipment	0.00%	-	-	-	-	-	-	-	-	-	-	-	-	-	-	-	-
39810	CKV-Misc Equipment	0.00%	-	-	-	-	-	-										
39900	39900-Other Tangible Property	0.00%	-	-	-	-	-	-	-	-	-	-	-	-	-	-	-	-
39901	39901-Oth Tang Prop - Servers - H/W	0.00%	-	-	-	-	-	-	-	-	-	-	-	-	-	-	-	-
39902	39902-Oth Tang Prop - Servers - S/W	0.00%	-	-	-	-	-	-	-	-	-	-	-	-	-	-	-	-
39903	39903-Oth Tang Prop - Network - H/W	0.00%	-	-	-	-	-	-	-	-	-	-	-	-	-	-	-	-
39906	39906-Oth Tang Prop - PC Hardware	0.00%	-	-	-	-	-	-	-	-	-	-	-	-	-	-	-	-
39907	39907-Oth Tang Prop - PC Software	0.00%	-	-	-	-	-	-	-	-	-	-	-	-	-	-	-	-
39908	39908-Oth Tang Prop - Appl Software [1]	0.00%	-	-	-	-	-	-	-	-	-	-	-	-	-	-	-	-
39910	39910-CKV-Other Tangible Property	0.00%	-	-	-	-	-	-	-	-	-	-	-	-	-	-	-	-
39916	39916-CKV-Oth Tang Prop-PC Hardware	0.00%	-	-	-	-	-	-	-	-	-	-	-	-	-	-	-	-
39917	39917-CKV-Oth Tang Prop-PC Software	0.00%	-	-	-	-	-	-	-	-	-	-	-	-	-	-	-	-
39918	CKV-Oth Tang Prop-App	0.00%	-	-	-	-	-	-										
39924	Oth Tang Prop - Gen.	0.00%	-	-	-	-	-	-										
012 - Call Center Division Total			**-**	**-**	**(31,790)**	**-**	**-**	**(110,912)**	**-**	**-**	**-**	**-**	**-**	**-**	**-**	**-**	**-**	**-**
			-	**-**	**(31,790)**	**-**	**-**	**(110,912)**										
			-	-	-	-	-	-										
091 - Brentwood Division																		
30100	30100-Organization	0.00%	-	-	-	-	-	-	-	-	-	-	-	-	-	-	-	-
30300	30300-Misc. Intangible Plant	0.00%	-	-	-	-	-	-	-	-	-	-	-	-	-	-	-	-
39001	39001-Structures - Frame	0.00%	-	-	-	-	-	-	-	-	-	-	-	-	-	-	-	-
39004	39004-Air Conditioning Equipment	0.00%	-	-	-	-	-	-	-	-	-	-	-	-	-	-	-	-
39009	39009-Improv. to Leased Premises	0.00%	-	-	-	-	-	-	-	-	-	-	-	-	-	-	-	-

Division	utility_account	to Additions	Actual Jan-24	Actual Feb-24	Actual Mar-24	Actual Apr-24	Actual May-24	Actual Jun-24	Projected Jul-24	Projected Aug-24	Projected Sep-24	Projected Oct-24	Projected Nov-24	Projected Dec-24	Projected Jan-25	Projected Feb-25	Projected Mar-25	Projected Apr-25
39100	39100-Office Furniture & Equipment	0.00%	-	-	-	-	-	-	-	-	-	-	-	-	-	-	-	-
39101	Office Furniture And	0.00%	-	-	-	-	-	-										
39103	Office Machines	0.00%	-	-	-	-	-	-										
39200	39200-Trans Equip- Group	0.00%	-	-	(23,175)	-	-	-	-	-	-	-	-	-	-	-	-	-
39300	Stores Equipment	0.00%	-	-	-	-	-	-										
39400	39400-Tools, Shop, & Garage Equip.	0.00%	-	-	-	-	-	-	-	-	-	-	-	-	-	-	-	-
39600	39600-Power Operated Equipment	0.00%	-	-	-	-	-	-	-	-	-	-	-	-	-	-	-	-
39700	39700-Communication Equipment	0.00%	-	-	-	-	-	-	-	-	-	-	-	-	-	-	-	-
39701	Communication Equip.	0.00%	-	-	-	-	-	-										
39702	Communication Equip.	0.00%	-	-	-	-	-	-										
39800	39800-Miscellaneous Equipment	0.00%	-	-	-	-	-	-	-	-	-	-	-	-	-	-	-	-
39900	39900-Other Tangible Property	0.00%	-	-	-	-	-	-	-	-	-	-	-	-	-	-	-	-
39901	39901-Oth Tang Prop - Servers - H/W	0.00%	-	-	-	-	-	-	-	-	-	-	-	-	-	-	-	-
39902	39902-Oth Tang Prop - Servers - S/W	0.00%	-	-	-	-	-	-	-	-	-	-	-	-	-	-	-	-
39903	39903-Oth Tang Prop - Network - H/W	0.00%	-	-	-	-	-	-	-	-	-	-	-	-	-	-	-	-
39906	39906-Oth Tang Prop - PC Hardware	0.00%	-	-	-	-	-	-	-	-	-	-	-	-	-	-	-	-
39907	39907-Oth Tang Prop - PC Software	0.00%	-	-	-	-	-	-	-	-	-	-	-	-	-	-	-	-
39908	39908-Oth Tang Prop - Appl Software	0.00%	-	-	-	-	-	-	-	-	-	-	-	-	-	-	-	-
		0.00%																
091 - Brentwood Division Total			**-**	**-**	**(23,175)**	**-**	**-**	**-**	**-**	**-**	**-**	**-**	**-**	**-**	**-**	**-**	**-**	**-**
			-	**-**	**(23,175)**	**-**	**-**	**-**										
			-	-	-	-	-	-										

Division	utility_account	to Additions	Actual Jan-24	Actual Feb-24	Actual Mar-24	Actual Apr-24	Actual May-24	Actual Jun-24	Projected Jul-24	Projected Aug-24	Projected Sep-24	Projected Oct-24	Projected Nov-24	Projected Dec-24	Projected Jan-25	Projected Feb-25	Projected Mar-25	Projected Apr-25
009 - WKG Division																		
30100	30100-Organization	0.00%	-	-	-	-	-	-	-	-	-	-	-	-	-	-	-	-
30200	30200-Franchises & Consents	0.00%	-	-	-	-	-	-	-	-	-	-	-	-	-	-	-	-
32540	32540-Rights-of-Way	0.00%	-	-	-	-	-	-	-	-	-	-	-	-	-	-	-	-
33202	33202-Tributary Lines	0.00%	-	-	-	-	-	-	-	-	-	-	-	-	-	-	-	-
33400	33400-Field Meas. & Reg. Sta. Equip	0.00%	-	-	-	-	-	-	-	-	-	-	-	-	-	-	-	-
35010	35010-Land	0.00%	-	-	-	-	-	-	-	-	-	-	-	-	-	-	-	-
35020	35020-Rights of Ways	0.00%	-	-	-	-	-	-	-	-	-	-	-	-	-	-	-	-
35100	35100-Structures & Improvements	0.00%	-	-	-	-	-	-	-	-	-	-	-	-	-	-	-	-
35102	35102-Compressor Station Equipment	0.00%	-	-	-	-	-	-	-	-	-	-	-	-	-	-	-	-
35103	35103-Meas. & Reg. Sta. Structures	0.00%	-	-	-	-	-	-	-	-	-	-	-	-	-	-	-	-
35104	35104-Other Structures	0.00%	-	-	-	-	-	-	-	-	-	-	-	-	-	-	-	-
35200	35200-Wells	0.00%	-	-	-	-	-	-	-	-	-	-	-	-	-	-	-	-
35201	35201-Well Construction	0.00%	-	-	-	-	-	-	-	-	-	-	-	-	-	-	-	-
35202	35202-Well Equipment	0.00%	-	-	-	-	-	-	-	-	-	-	-	-	-	-	-	-
35203	35203-Cushion Gas	0.00%	-	-	-	-	-	-	-	-	-	-	-	-	-	-	-	-
35210	35210-Leaseholds	0.00%	-	-	-	-	-	-	-	-	-	-	-	-	-	-	-	-
35211	35211-Storage Rights	0.00%	-	-	-	-	-	-	-	-	-	-	-	-	-	-	-	-
35301	35301-Field Lines	0.00%	-	-	-	-	-	-	-	-	-	-	-	-	-	-	-	-
35302	35302-Tributary Lines	0.00%	-	-	-	-	-	-	-	-	-	-	-	-	-	-	-	-
35400	35400-Compressor Station Equipment	0.00%	-	-	-	-	-	-	-	-	-	-	-	-	-	-	-	-
35500	35500-Meas. & Reg. Equipment	0.00%	-	-	-	-	-	-	-	-	-	-	-	-	-	-	-	-
35600	35600-Purification Equipment	0.00%	-	-	-	-	-	-	-	-	-	-	-	-	-	-	-	-
36510	36510-Land & Land Rights	0.00%	-	-	-	-	-	-	-	-	-	-	-	-	-	-	-	-
36520	36520-Rights-Of-Way	0.00%	-	-	-	-	-	-	-	-	-	-	-	-	-	-	-	-
36602	36602-Structures & Improvements	0.00%	-	-	-	-	-	-	-	-	-	-	-	-	-	-	-	-
36603	36603-Other Structures	0.00%	-	-	-	-	-	-	-	-	-	-	-	-	-	-	-	-
36700	36700-Mains - Cathodic Protection	0.00%	-	-	-	-	-	-	-	-	-	-	-	-	-	-	-	-
36701	36701-Mains - Steel	0.00%	-	-	-	-	-	-	-	-	-	-	-	-	-	-	-	-
36703	36703-Mains - Anodes	0.00%	-	-	-	-	-	-	-	-	-	-	-	-	-	-	-	-
36900	36900-Meas. & Reg. Sta. Equipment	0.00%	-	-	-	-	-	-	-	-	-	-	-	-	-	-	-	-
36901	36901-Meas. & Reg. Sta. Equipment	0.00%	-	-	-	-	-	-	-	-	-	-	-	-	-	-	-	-
37400	37400-Land & Land Rights	0.00%	-	-	-	-	-	-	-	-	-	-	-	-	-	-	-	-
37401	37401-Land	0.00%	-	-	-	-	-	-	-	-	-	-	-	-	-	-	-	-
37402	37402-Land Rights	0.00%	-	-	-	-	-	-	-	-	-	-	-	-	-	-	-	-
37403	37403-Land Other	0.00%	-	-	-	-	-	-	-	-	-	-	-	-	-	-	-	-
37500	37500-Structures & Improvements	0.00%	-	-	-	-	-	-	-	-	-	-	-	-	-	-	-	-
37501	37501-Structures & Improvements T.B	0.00%	-	-	-	-	-	-	-	-	-	-	-	-	-	-	-	-
37502	37502-Land Rights	0.00%	-	-	-	-	-	-	-	-	-	-	-	-	-	-	-	-
37503	37503-Improvements	0.00%	-	-	-	-	-	-	-	-	-	-	-	-	-	-	-	-
37600	37600-Mains - Cathodic Protection	0.00%	-	-	-	-	-	-	-	-	-	-	-	-	-	-	-	-
37601	37601-Mains - Steel	-10.20%	(192)	(20,554)	(2,276)	(7,624)	(2,440)	(94,459)	(762)	(11,713)	56,795	-	-	-	-	-	-	-
37602	37602-Mains - Plastic	-1.23%	(233)	(5,839)	(4,184)	(12,743)	-	(12,557)	(3,279)	(24,236)	(5,751)	(1,871)	(1,963)	(1,835)	(1,763)	(1,819)	(1,864)	(1,850)
37603	37603 - Mains - Anodes	-28.75%	-	-	(1,554)	(3,508)	-	(12,840)	(19,066)	(4,769)	533	(8,592)	(9,104)	(8,504)	(8,174)	(8,450)	(8,638)	(8,570)
37604	37604-Mains - Leak Clamps	-15489.74%	(187,007)	(244,934)	(36,161)	(53,114)	(67,648)	(309,141)	-	-	-	-	-	-	-	-	-	-
37800	37800-Meas. & Reg. Sta. Eq-General	-49.55%	-	(65,248)	-	-	-	(382)	(6,632)	-	-	-	-	-	-	-	-	-
37900	37900-Meas. & Reg. - City Gate	0.00%	-	-	-	-	-	-	-	-	-	-	-	-	-	-	-	-
37905	37905-Meas. & Reg. Sta. Equip T.B.	0.00%	-	-	-	-	-	-	-	-	-	-	-	-	-	-	-	-
38000	38000-Services	-40.14%	(107,466)	(3,107)	(616,975)	(194,249)	(41,566)	(526,747)	(340,349)	(254,178)	(273,314)	(274,151)	(286,276)	(267,231)	(256,950)	(261,072)	(271,732)	(269,604)
38100	38100-Meters	-24.12%	(29,485)	(34,798)	(57,189)	(65,798)	(111,886)	(111,015)	(79,593)	(11,299)	(45,818)	(82,200)	(86,779)	(81,030)	(77,903)	(79,978)	(82,337)	(81,682)
38200	38200-Meter Installations	-44.01%	(25,263)	(27,728)	(48,018)	(58,012)	(95,241)	(97,641)	(841)	(916)	(772)	(28,336)	(29,444)	(27,439)	(26,417)	(26,296)	(27,930)	(27,706)
38300	38300-House Regulators	-104.35%	(500,588)	(3,150)	(6,886)	(8,901)	(13,764)	(13,285)	-	-	-	-	-	-	-	-	-	-
38400	38400-House Reg. Installations	0.00%	-	-	-	-	-	-	-	-	-	-	-	-	-	-	-	-
38500	38500-Ind. Meas. & Reg. Sta. Equip	0.00%	-	-	-	-	-	-	-	-	-	-	-	-	-	-	-	-
38900	38900-Land & Land Rights	0.00%	-	-	-	-	-	-	-	-	-	-	-	-	-	-	-	-
39000	39000-Structures & Improvements	0.00%	-	-	-	-	-	-	-	-	-	-	-	-	-	-	-	-
39002	39002-Structures - Brick	0.00%	-	-	-	-	-	-	-	-	-	-	-	-	-	-	-	-
39003	39003-Improvements	0.00%	-	-	-	-	-	-	-	-	-	-	-	-	-	-	-	-
39004	39004-Air Conditioning Equipment	0.00%	-	-	-	-	-	-	-	-	-	-	-	-	-	-	-	-
39009	39009-Improv. to Leased Premises	0.00%	-	-	-	-	-	-	-	-	-	-	-	-	-	-	-	-
39100	39100-Office Furniture & Equipment	0.00%	-	-	-	-	-	-	-	-	-	-	-	-	-	-	-	-
39103	Office Machines	0.00%	-	-	-	-	-	-										
39200	39200-Transportation Equipment	0.00%	-	-	-	-	-	-	-	-	-	-	-	-	-	-	-	-
39202	39202-WKG Trailers	0.00%	-	-	-	-	-	-	-	-	-	-	-	-	-	-	-	-
39400	39400-Tools, Shop, & Garage Equip.	-5.95%	(7,213)	-	-	-	-	(12,455)	(86)	(3,964)	-	-	-	-	-	-	-	-
39603	39603-Ditchers	0.00%	-	-	-	-	-	-	-	-	-	-	-	-	-	-	-	-
39604	39604-Backhoes	0.00%	-	-	-	-	-	-	-	-	-	-	-	-	-	-	-	-
39605	39605-Welders	0.00%	-	-	-	-	-	-	-	-	-	-	-	-	-	-	-	-
39700	39700-Communication Equipment	0.00%	-	-	-	-	-	-	-	-	-	-	-	-	-	-	-	-
39701	Communication Equip.	0.00%	-	-	-	-	-	-										
39702	Communication Equip.	0.00%	-	-	-	-	-	-										
39705	39705-Comm. Equip. - Telemetering	0.00%	-	-	-	-	-	-	-	-	-	-	-	-	-	-	-	-
39800	39800-Miscellaneous Equipment	-2.01%	-	-	(1,909)	(3,036)	-	-	-	(4,037)	(1,313)	-	-	-	-	-	-	-
39901	Servers Hardware	0.00%	-	-	-	-	-	-										
39902	Servers Software	0.00%	-	-	-	-	-	-										
39903	39903-Oth Tang Prop - Network - H/W	0.00%	-	-	-	-	-	-	-	-	-	-	-	-	-	-	-	-
39906	39906-Oth Tang Prop - PC Hardware	0.00%	-	-	-	(12,695)	-	(162,486)	-	-	-	-	-	-	-	-	-	-
39907	39907-Oth Tang Prop - PC Software	0.00%	-	-	-	-	-	-	-	-	-	-	-	-	-	-	-	-
39908	39908-Oth Tang Prop - Appl Software	0.00%	-	-	-	-	-	-	-	-	-	-	-	-	-	-	-	-
009 - Kentucky Division Total			**(857,446)**	**(405,357)**	**(775,152)**	**(419,680)**	**(332,546)**	**(1,353,009)**	**(450,607)**	**(315,112)**	**(269,639)**	**(395,150)**	**(413,565)**	**(386,039)**	**(371,206)**	**(377,615)**	**(392,501)**	**(389,412)**
PRP Investment Oct 22 - June 24 Adj																		
	37601-Mains - Steel		*(8,447)*	-	*(26,398)*	*(326,288)*	*(33,960)*	*(264,443)*										
	37602-Mains - Plastic		*(134)*	-	*(7,342)*	*(7,339)*	*(8,911)*	*(61,752)*										
	37800-Meas. And Reg. Sta. E		-	-	-	-	-	-										
	38000-Services		*(509,134)*	*(32,819)*	*(959,963)*	*(330,483)*	-	*(449,715)*										
	Total PRP		***(517,716)***	***(32,819)***	***(993,703)***	***(664,110)***	***(42,871)***	***(775,910)***										

Division	utility_account	to Additions	Actual Jan-24	Actual Feb-24	Actual Mar-24	Actual Apr-24	Actual May-24	Actual Jun-24	Projected Jul-24	Projected Aug-24	Projected Sep-24	Projected Oct-24	Projected Nov-24	Projected Dec-24	Projected Jan-25	Projected Feb-25	Projected Mar-25	Projected Apr-25
Per Books Total KY Division			**(1,375,162)**	**(438,177)**	**(1,768,856)**	**(1,083,789)**	**(375,417)**	**(2,128,919)**	**(450,607)**	**(315,112)**	**(269,639)**	**(395,150)**	**(413,565)**	**(386,039)**	**(371,206)**	**(377,615)**	**(392,501)**	**(389,412)**
Check			(1,375,162)	(438,177)	(1,768,856)	(1,083,789)	(375,417)	(2,128,919)										
Allocated KY Totals																		
	002-Greenvile	-	-	-	-	-	-	-	-	-	-	-	-	-	-	-	-	-
	002-AEAM	-	-	-	-	-	-	-	-	-	-	-	-	-	-	-	-	-
	002-ALGN	-	-	-	-	-	-	-	-	-	-	-	-	-	-	-	-	-
	002 - Dallas Atmos Rate Division	-	-	-	-	-	-	(1,727)	-	-	-	-	-	-	-	-	-	-
	012-CKV	-	-	-	(948)	-	-	(3,309)	-	-	-	-	-	-	-	-	-	-
	012 - Call Center Division	-	-	-	0	-	-	-	-	-	-	-	-	-	-	-	-	-
	091 - Brentwood Division	-	-	-	(11,581)	-	-	-	-	-	-	-	-	-	-	-	-	-
	009 - Kentucky Division	-	(857,446)	(405,357)	(775,152)	(419,680)	(332,546)	(1,353,009)	(450,607)	(315,112)	(269,639)	(395,150)	(413,565)	(386,039)	(371,206)	(377,615)	(392,501)	(389,412)
	TOTAL	**-**	**(857,446)**	**(405,357)**	**(787,681)**	**(419,680)**	**(332,546)**	**(1,358,045)**	**(450,607)**	**(315,112)**	**(269,639)**	**(395,150)**	**(413,565)**	**(386,039)**	**(371,206)**	**(377,615)**	**(392,501)**	**(389,412)**

CWIP

002 - Dallas Atmos Rate Division

CWIP AFUDC
CWIP Without AFUDC
Total CWIP

012 - Call Center Division

CWIP AFUDC
CWIP Without AFUDC
Total CWIP

091 - Brentwood Division

CWIP AFUDC
CWIP Without AFUDC
Total CWIP

009 - Kentucky Division

CWIP AFUDC
CWIP Without AFUDC
Total CWIP

Total
CWIP Without AFUDC

Division	utility_account	Forecast Test Period										
		Projected May-25	Projected Jun-25	Projected Jul-25	Projected Aug-25	Projected Sep-25	Projected Oct-25	Projected Nov-25	Projected Dec-25	Projected Jan-26	Projected Feb-26	Projected Mar-26
002 - Dallas Atmos Rate Division												
39000	39000-Structures & Improvements	-	-	-	-	-	-	-	-	-	-	-
39005	39005-G-Structures & Improvements	-	-	-	-	-	-	-	-	-	-	-
39009	39009-Improv. to Leased Premises	-	-	-	-	-	-	-	-	-	-	-
39020	Struct & Improv AEAM	-	-	-	-	-	-	-	-	-	-	-
39029	Improv-Leased AEAM	-	-	-	-	-	-	-	-	-	-	-
39100	39100-Office Furniture & Equipment	-	-	-	-	-	-	-	-	-	-	-
39102	39102-Remittance Processing Equipment	-	-	-	-	-	-	-	-	-	-	-
39103	39103-Office Furn. - Copiers & Type	-	-	-	-	-	-	-	-	-	-	-
39104	39104-G-Office Furniture & Equip.	-	-	-	-	-	-	-	-	-	-	-
39120	Off Furn & Equip-AEAM	-	-	-	-	-	-	-	-	-	-	-
39200	39200-Transportation Equipment	-	-	-	-	-	-	-	-	-	-	-
39300	39300-Stores Equipment	-	-	-	-	-	-	-	-	-	-	-
39400	39400-Tools, Shop, & Garage Equip.	-	-	-	-	-	-	-	-	-	-	-
39420	Tools And Garage-AEAM	-	-	-	-	-	-	-	-	-	-	-
39500	39500-Laboratory Equipment	-	-	-	-	-	-	-	-	-	-	-
39700	39700-Communication Equipment	-	-	-	-	-	-	-	-	-	-	-
39720	Commun Equip AEAM	-	-	-	-	-	-	-	-	-	-	-
39800	39800-Miscellaneous Equipment	-	-	-	-	-	-	-	-	-	-	-
39820	Misc Equip - AEAM	-	-	-	-	-	-	-	-	-	-	-
39900	39900-Other Tangible Equipm	-	-	-	-	-	-	-	-	-	-	-
39901	39901-Oth Tang Prop - Servers - H/W	-	-	-	-	-	-	-	-	-	-	-
39902	39902-Oth Tang Prop - Servers - S/W	-	-	-	-	-	-	-	-	-	-	-
39903	39903-Oth Tang Prop - Network - H/W	-	-	-	-	-	-	-	-	-	-	-
39904	39904-Oth Tang Prop - CPU	-	-	-	-	-	-	-	-	-	-	-
39905	39905-Oth Tang Prop - MF Hardware	-	-	-	-	-	-	-	-	-	-	-
39906	39906-Oth Tang Prop - PC Hardware	-	-	-	-	-	-	-	-	-	-	-
39907	39907-Oth Tang Prop - PC Software	-	-	-	-	-	-	-	-	-	-	-
39908	39908-Oth Tang Prop - Appl Software [1]	-	-	-	-	-	-	-	-	-	-	-
39909	39909-Oth Tang Prop - Mainframe S/W	-	-	-	-	-	-	-	-	-	-	-
39921	Servers-Hardware-AEAM	-	-	-	-	-	-	-	-	-	-	-
39922	Servers-Software-AEAM	-	-	-	-	-	-	-	-	-	-	-
39923	Network Hardware-AEAM	-	-	-	-	-	-	-	-	-	-	-
39924	39924-Oth Tang Prop - Gen.	-	-	-	-	-	-	-	-	-	-	-
39926	Pc Hardware-AEAM	-	-	-	-	-	-	-	-	-	-	-
39928	Application SW-AEAM	-	-	-	-	-	-	-	-	-	-	-
39931	ALGN-Servers-Hardware	-	-	-	-	-	-	-	-	-	-	-
39932	ALGN-Servers-Software	-	-	-	-	-	-	-	-	-	-	-
39938	ALGN-Application SW	-	-	-	-	-	-	-	-	-	-	-
002 - Dallas Atmos Rate Division Total		-	-	-	-	-	-	-	-	-	-	-
012 - Call Center Division												
38900	38900-Land	-	-	-	-	-	-	-	-	-	-	-
38910	38910-CKV-Land & Land Rights	-	-	-	-	-	-	-	-	-	-	-
39000	39000-Structures & Improvements	-	-	-	-	-	-	-	-	-	-	-
39009	39009-Improv. to Leased Premises	-	-	-	-	-	-	-	-	-	-	-
39010	39010-CKV-Structures & Improvements	-	-	-	-	-	-	-	-	-	-	-
39100	39100-Office Furniture & Equipment	-	-	-	-	-	-	-	-	-	-	-
39101	Office Furniture And											
39102	Remittance Processing											
39103	39103-Office Furn. - Copiers & Type	-	-	-	-	-	-	-	-	-	-	-
39110	CKV-Office Furn & Eq											
39210	CKV-Transportation Eq											
39410	CKV-Tools Shop Garage											
39510	CKV-Laboratory Equip											
39700	39700-Communication Equipment	-	-	-	-	-	-	-	-	-	-	-
39710	39710-CKV-Communication Equipment	-	-	-	-	-	-	-	-	-	-	-
39800	39800-Miscellaneous Equipment	-	-	-	-	-	-	-	-	-	-	-
39810	CKV-Misc Equipment											
39900	39900-Other Tangible Property	-	-	-	-	-	-	-	-	-	-	-
39901	39901-Oth Tang Prop - Servers - H/W	-	-	-	-	-	-	-	-	-	-	-
39902	39902-Oth Tang Prop - Servers - S/W	-	-	-	-	-	-	-	-	-	-	-
39903	39903-Oth Tang Prop - Network - H/W	-	-	-	-	-	-	-	-	-	-	-
39906	39906-Oth Tang Prop - PC Hardware	-	-	-	-	-	-	-	-	-	-	-
39907	39907-Oth Tang Prop - PC Software	-	-	-	-	-	-	-	-	-	-	-
39908	39908-Oth Tang Prop - Appl Software [1]	-	-	-	-	-	-	-	-	-	-	-
39910	39910-CKV-Other Tangible Property	-	-	-	-	-	-	-	-	-	-	-
39916	39916-CKV-Oth Tang Prop-PC Hardware	-	-	-	-	-	-	-	-	-	-	-
39917	39917-CKV-Oth Tang Prop-PC Software	-	-	-	-	-	-	-	-	-	-	-
39918	CKV-Oth Tang Prop-App											
39924	Oth Tang Prop - Gen.											
012 - Call Center Division Total		-	-	-	-	-	-	-	-	-	-	-
091 - Brentwood Division												
30100	30100-Organization	-	-	-	-	-	-	-	-	-	-	-
30300	30300-Misc. Intangible Plant	-	-	-	-	-	-	-	-	-	-	-
39001	39001-Structures - Frame	-	-	-	-	-	-	-	-	-	-	-
39004	39004-Air Conditioning Equipment	-	-	-	-	-	-	-	-	-	-	-
39009	39009-Improv. to Leased Premises	-	-	-	-	-	-	-	-	-	-	-

Division	utility_account	Projected May-25	Projected Jun-25	Projected Jul-25	Projected Aug-25	Projected Sep-25	Projected Oct-25	Projected Nov-25	Projected Dec-25	Projected Jan-26	Projected Feb-26	Projected Mar-26
39100	39100-Office Furniture & Equipment	-	-	-	-	-	-	-	-	-	-	-
39101	Office Furniture And											
39103	Office Machines											
39200	39200-Trans Equip- Group	-	-	-	-	-	-	-	-	-	-	-
39300	Stores Equipment											
39400	39400-Tools, Shop, & Garage Equip.	-	-	-	-	-	-	-	-	-	-	-
39600	39600-Power Operated Equipment	-	-	-	-	-	-	-	-	-	-	-
39700	39700-Communication Equipment	-	-	-	-	-	-	-	-	-	-	-
39701	Communication Equip.											
39702	Communication Equip.											
39800	39800-Miscellaneous Equipment	-	-	-	-	-	-	-	-	-	-	-
39900	39900-Other Tangible Property	-	-	-	-	-	-	-	-	-	-	-
39901	39901-Oth Tang Prop - Servers - H/W	-	-	-	-	-	-	-	-	-	-	-
39902	39902-Oth Tang Prop - Servers - S/W	-	-	-	-	-	-	-	-	-	-	-
39903	39903-Oth Tang Prop - Network - H/W	-	-	-	-	-	-	-	-	-	-	-
39906	39906-Oth Tang Prop - PC Hardware	-	-	-	-	-	-	-	-	-	-	-
39907	39907-Oth Tang Prop - PC Software	-	-	-	-	-	-	-	-	-	-	-
39908	39908-Oth Tang Prop - Appl Software	-	-	-	-	-	-	-	-	-	-	-
091 - Brentwood Division Total		**-**	**-**	**-**	**-**	**-**	**-**	**-**	**-**	**-**	**-**	**-**

Division	utility_account	Projected May-25	Projected Jun-25	Projected Jul-25	Projected Aug-25	Projected Sep-25	Projected Oct-25	Projected Nov-25	Projected Dec-25	Projected Jan-26	Projected Feb-26	Projected Mar-26
009 - WKG Division												
30100	30100-Organization	-	-	-	-	-	-	-	-	-	-	-
30200	30200-Franchises & Consents	-	-	-	-	-	-	-	-	-	-	-
32540	32540-Rights-of-Way	-	-	-	-	-	-	-	-	-	-	-
33202	33202-Tributary Lines	-	-	-	-	-	-	-	-	-	-	-
33400	33400-Field Meas. & Reg. Sta. Equip	-	-	-	-	-	-	-	-	-	-	-
35010	35010-Land	-	-	-	-	-	-	-	-	-	-	-
35020	35020-Rights of Ways	-	-	-	-	-	-	-	-	-	-	-
35100	35100-Structures & Improvements	-	-	-	-	-	-	-	-	-	-	-
35102	35102-Compressor Station Equipment	-	-	-	-	-	-	-	-	-	-	-
35103	35103-Meas. & Reg. Sta. Structures	-	-	-	-	-	-	-	-	-	-	-
35104	35104-Other Structures	-	-	-	-	-	-	-	-	-	-	-
35200	35200-Wells	-	-	-	-	-	-	-	-	-	-	-
35201	35201-Well Construction	-	-	-	-	-	-	-	-	-	-	-
35202	35202-Well Equipment	-	-	-	-	-	-	-	-	-	-	-
35203	35203-Cushion Gas	-	-	-	-	-	-	-	-	-	-	-
35210	35210-Leaseholds	-	-	-	-	-	-	-	-	-	-	-
35211	35211-Storage Rights	-	-	-	-	-	-	-	-	-	-	-
35301	35301-Field Lines	-	-	-	-	-	-	-	-	-	-	-
35302	35302-Tributary Lines	-	-	-	-	-	-	-	-	-	-	-
35400	35400-Compressor Station Equipment	-	-	-	-	-	-	-	-	-	-	-
35500	35500-Meas. & Reg. Equipment	-	-	-	-	-	-	-	-	-	-	-
35600	35600-Purification Equipment	-	-	-	-	-	-	-	-	-	-	-
36510	36510-Land & Land Rights	-	-	-	-	-	-	-	-	-	-	-
36520	36520-Rights-Of-Way	-	-	-	-	-	-	-	-	-	-	-
36602	36602-Structures & Improvements	-	-	-	-	-	-	-	-	-	-	-
36603	36603-Other Structures	-	-	-	-	-	-	-	-	-	-	-
36700	36700-Mains - Cathodic Protection	-	-	-	-	-	-	-	-	-	-	-
36701	36701-Mains - Steel	-	-	-	-	-	-	-	-	-	-	-
36703	36703-Mains - Anodes	-	-	-	-	-	-	-	-	-	-	-
36900	36900-Meas. & Reg. Sta. Equipment	-	-	-	-	-	-	-	-	-	-	-
36901	36901-Meas. & Reg. Sta. Equipment	-	-	-	-	-	-	-	-	-	-	-
37400	37400-Land & Land Rights	-	-	-	-	-	-	-	-	-	-	-
37401	37401-Land	-	-	-	-	-	-	-	-	-	-	-
37402	37402-Land Rights	-	-	-	-	-	-	-	-	-	-	-
37403	37403-Land Other	-	-	-	-	-	-	-	-	-	-	-
37500	37500-Structures & Improvements	-	-	-	-	-	-	-	-	-	-	-
37501	37501-Structures & Improvements T.B	-	-	-	-	-	-	-	-	-	-	-
37502	37502-Land Rights	-	-	-	-	-	-	-	-	-	-	-
37503	37503-Improvements	-	-	-	-	-	-	-	-	-	-	-
37600	37600-Mains - Cathodic Protection	-	-	-	-	-	-	-	-	-	-	-
37601	37601-Mains - Steel	-	(19,959)	-	(10,458)	(563,749)	-	-	-	-	-	-
37602	37602-Mains - Plastic	(1,821)	(1,865)	(1,832)	(1,915)	(31,245)	(1,797)	(1,797)	(1,797)	(3,085)	(1,797)	(1,797)
37603	37603 - Mains - Anodes	(8,441)	(8,643)	(8,488)	(8,884)	(8,649)	(8,010)	(8,010)	(8,010)	(8,010)	(8,010)	(8,010)
37604	37604-Mains - Leak Clamps	-	-	-	-	-	-	-	-	-	-	-
37800	37800-Meas. & Reg. Sta. Eq-General	-	-	-	-	(274,192)	-	-	-	-	-	-
37900	37900-Meas. & Reg. - City Gate	-	-	-	-	-	-	-	-	-	-	-
37905	37905-Meas. & Reg. Sta. Equip T.B.	-	-	-	-	-	-	-	-	-	-	-
38000	38000-Services	(265,385)	(270,049)	(264,977)	(280,836)	(272,635)	(271,324)	(271,324)	(271,324)	(271,324)	(271,324)	(271,324)
38100	38100-Meters	(80,450)	(82,150)	(80,646)	(84,878)	(755,180)	(78,065)	(78,065)	(78,065)	(78,065)	(78,065)	(78,065)
38200	38200-Meter Installations	(27,277)	(27,513)	(26,975)	(29,086)	(28,107)	(29,025)	(29,025)	(29,025)	(29,025)	(29,025)	(29,025)
38300	38300-House Regulators	-	-	-	-	-	-	-	-	-	-	-
38400	38400-House Reg. Installations	-	-	-	-	-	-	-	-	-	-	-
38500	38500-Ind. Meas. & Reg. Sta. Equip	-	-	-	-	-	-	-	-	-	-	-
38900	38900-Land & Land Rights	-	-	-	-	-	-	-	-	-	-	-
39000	39000-Structures & Improvements	-	-	-	-	-	-	-	-	-	-	-
39002	39002-Structures - Brick	-	-	-	-	-	-	-	-	-	-	-
39003	39003-Improvements	-	-	-	-	-	-	-	-	-	-	-
39004	39004-Air Conditioning Equipment	-	-	-	-	-	-	-	-	-	-	-
39009	39009-Improv. to Leased Premises	-	-	-	-	-	-	-	-	-	-	-
39100	39100-Office Furniture & Equipment	-	-	-	-	-	-	-	-	-	-	-
39103	Office Machines											
39200	39200-Transportation Equipment	-	-	-	-	-	-	-	-	-	-	-
39202	39202-WKG Trailers	-	-	-	-	-	-	-	-	-	-	-
39400	39400-Tools, Shop, & Garage Equip.	-	-	-	-	(72,319)	-	-	-	-	-	-
39603	39603-Ditchers	-	-	-	-	-	-	-	-	-	-	-
39604	39604-Backhoes	-	-	-	-	-	-	-	-	-	-	-
39605	39605-Welders	-	-	-	-	-	-	-	-	-	-	-
39700	39700-Communication Equipment	-	-	-	-	-	-	-	-	-	-	-
39701	Communication Equip.											
39702	Communication Equip.											
39705	39705-Comm. Equip. - Telemetering	-	-	-	-	-	-	-	-	-	-	-
39800	39800-Miscellaneous Equipment	-	-	-	-	(2,878)	-	-	-	-	-	-
39901	Servers Hardware											
39902	Servers Software											
39903	39903-Oth Tang Prop - Network - H/W	-	-	-	-	-	-	-	-	-	-	-
39906	39906-Oth Tang Prop - PC Hardware	-	-	-	-	-	-	-	-	-	-	-
39907	39907-Oth Tang Prop - PC Software	-	-	-	-	-	-	-	-	-	-	-
39908	39908-Oth Tang Prop - Appl Software	-	-	-	-	-	-	-	-	-	-	-
009 - Kentucky Division Total		**(383,374)**	**(410,181)**	**(382,916)**	**(416,058)**	**(2,008,954)**	**(388,221)**	**(388,221)**	**(388,221)**	**(389,509)**	**(388,221)**	**(388,221)**

PRP Investment Oct 22 - June 24 Adj

37601-Mains - Steel
37602-Mains - Plastic
37800-Meas. And Reg. Sta. E
38000-Services
Total PRP

Division	utility_account	Projected May-25	Projected Jun-25	Projected Jul-25	Projected Aug-25	Projected Sep-25	Projected Oct-25	Projected Nov-25	Projected Dec-25	Projected Jan-26	Projected Feb-26	Projected Mar-26
Per Books Total KY Division		**(383,374)**	**(410,181)**	**(382,916)**	**(416,058)**	**(2,008,954)**	**(388,221)**	**(388,221)**	**(388,221)**	**(389,509)**	**(388,221)**	**(388,221)**
	Check											
Allocated KY Totals												
	002-Greenvile	-	-	-	-	-	-	-	-	-	-	-
	002-AEAM	-	-	-	-	-	-	-	-	-	-	-
	002-ALGN	-	-	-	-	-	-	-	-	-	-	-
	002 - Dallas Atmos Rate Division	-	-	-	-	-	-	-	-	-	-	-
	012-CKV	-	-	-	-	-	-	-	-	-	-	-
	012 - Call Center Division	-	-	-	-	-	-	-	-	-	-	-
	091 - Brentwood Division	-	-	-	-	-	-	-	-	-	-	-
	009 - Kentucky Division	(383,374)	(410,181)	(382,916)	(416,058)	(2,008,954)	(388,221)	(388,221)	(388,221)	(389,509)	(388,221)	(388,221)
	TOTAL	**(383,374)**	**(410,181)**	**(382,916)**	**(416,058)**	**(2,008,954)**	**(388,221)**	**(388,221)**	**(388,221)**	**(389,509)**	**(388,221)**	**(388,221)**
	CWIP											
002 - Dallas Atmos Rate Division												
	CWIP AFUDC											
	CWIP Without AFUDC											
	Total CWIP											
012 - Call Center Division												
	CWIP AFUDC											
	CWIP Without AFUDC											
	Total CWIP											
091 - Brentwood Division												
	CWIP AFUDC											
	CWIP Without AFUDC											
	Total CWIP											
009 - Kentucky Division												
	CWIP AFUDC											
	CWIP Without AFUDC											
	Total CWIP											
	Total											
	CWIP Without AFUDC											

																	Transfers/Adjs
		Base Period															
		Actual	Actual	Actual	Actual	Actual	Actual	Projected	Projected	Projected	Projected	Projected	Projected	Projected	Projected	Projected	Projected
Division	utility_account	Jan-24	Feb-24	Mar-24	Apr-24	May-24	Jun-24	Jul-24	Aug-24	Sep-24	Oct-24	Nov-24	Dec-24	Jan-25	Feb-25	Mar-25	Apr-25
002 - Dallas Atmos Rate Division																	
39000	39000-Structures & Improvements	-	-	-	-	-	-	-	-	-	-	-	-	-	-	-	-
39005	39005-G-Structures & Improvements	-	-	-	-	-	-	-	-	-	-	-	-	-	-	-	-
39009	39009-Improv. to Leased Premises	-	-	-	-	-	-	-	-	-	-	-	-	-	-	-	-
39020	Struct & Improv AEAM	-	-	-	-	-	-	-	-	-	-	-	-	-	-	-	-
39029	Improv-Leased AEAM	-	-	-	-	-	-	-	-	-	-	-	-	-	-	-	-
39100	39100-Office Furniture & Equipment	-	-	-	-	-	-	-	-	-	-	-	-	-	-	-	-
39102	39102-Remittance Processing Equipment	-	-	-	-	-	-	-	-	-	-	-	-	-	-	-	-
39103	39103-Office Furn. - Copiers & Type	-	-	-	-	-	-	-	-	-	-	-	-	-	-	-	-
39104	39104-G-Office Furniture & Equip.	-	-	-	-	-	-	-	-	-	-	-	-	-	-	-	-
39120	Off Furn & Equip-AEAM	-	-	-	-	-	-	-	-	-	-	-	-	-	-	-	-
39200	39200-Transportation Equipment	-	-	-	-	-	-	-	-	-	-	-	-	-	-	-	-
39300	39300-Stores Equipment	-	-	-	-	-	-	-	-	-	-	-	-	-	-	-	-
39400	39400-Tools, Shop, & Garage Equip.	-	-	-	-	-	-	-	-	-	-	-	-	-	-	-	-
39420	Tools And Garage-AEAM	-	-	-	-	-	-	-	-	-	-	-	-	-	-	-	-
39500	39500-Laboratory Equipment	-	-	-	-	-	-	-	-	-	-	-	-	-	-	-	-
39700	39700-Communication Equipment	-	-	-	-	-	-	-	-	-	-	-	-	-	-	-	-
39720	Commun Equip AEAM	-	-	-	-	-	-	-	-	-	-	-	-	-	-	-	-
39800	39800-Miscellaneous Equipment	-	-	-	-	-	-	-	-	-	-	-	-	-	-	-	-
39820	Misc Equip - AEAM	-	-	-	-	-	-	-	-	-	-	-	-	-	-	-	-
39900	39900-Other Tangible Equipm	-	-	-	-	-	-	-	-	-	-	-	-	-	-	-	-
39901	39901-Oth Tang Prop - Servers - H/W	-	-	-	-	-	-	-	-	-	-	-	-	-	-	-	-
39902	39902-Oth Tang Prop - Servers - S/W	-	-	-	-	-	-	-	-	-	-	-	-	-	-	-	-
39903	39903-Oth Tang Prop - Network - H/W	-	-	-	-	-	-	-	-	-	-	-	-	-	-	-	-
39904	39904-Oth Tang Prop - CPU	-	-	-	-	-	-	-	-	-	-	-	-	-	-	-	-
39905	39905-Oth Tang Prop - MF Hardware	-	-	-	-	-	-	-	-	-	-	-	-	-	-	-	-
39906	39906-Oth Tang Prop - PC Hardware	-	-	-	-	-	-	-	-	-	-	-	-	-	-	-	-
39907	39907-Oth Tang Prop - PC Software	-	-	-	-	-	-	-	-	-	-	-	-	-	-	-	-
39908	39908-Oth Tang Prop - Appl Software [1]	-	(207,150)	-	-	-	-	-	-	-	-	-	-	-	-	3,455,199	-
39909	39909-Oth Tang Prop - Mainframe S/W	-	-	-	-	-	-	-	-	-	-	-	-	-	-	-	-
39921	Servers-Hardware-AEAM	-	-	-	-	-	-	-	-	-	-	-	-	-	-	-	-
39922	Servers-Software-AEAM	-	-	-	-	-	-	-	-	-	-	-	-	-	-	-	-
39923	Network Hardware-AEAM	-	-	-	-	-	-	-	-	-	-	-	-	-	-	-	-
39924	39924-Oth Tang Prop - Gen.	-	-	-	-	-	-	-	-	-	-	-	-	-	-	-	-
39926	Pc Hardware-AEAM	-	-	-	-	-	-	-	-	-	-	-	-	-	-	-	-
39928	Application SW-AEAM	-	114,449	-	-	-	-	-	-	-	-	-	-	-	-	-	-
39931	ALGN-Servers-Hardware	-	-	-	-	-	-	-	-	-	-	-	-	-	-	-	-
39932	ALGN-Servers-Software	-	-	-	-	-	-	-	-	-	-	-	-	-	-	-	-
39938	ALGN-Application SW	-	-	-	-	-	-	-	-	-	-	-	-	-	-	-	-
002 - Dallas Atmos Rate Division Total		**-**	**(92,701)**	**-**	**-**	**-**	**-**	**-**	**-**	**-**	**-**	**-**	**-**	**-**	**-**	**3,455,199**	**-**
		-	**(92,701)**	**-**	**-**	**-**	**-**										
		-	-	-	-	-	-										
012 - Call Center Division																	
38900	38900-Land	-	-	-	-	-	-	-	-	-	-	-	-	-	-	-	-
38910	38910-CKV-Land & Land Rights	-	-	-	-	-	-	-	-	-	-	-	-	-	-	-	-
39000	39000-Structures & Improvements	-	-	-	-	-	-	-	-	-	-	-	-	-	-	-	-
39009	39009-Improv. to Leased Premises	-	-	-	-	-	-	-	-	-	-	-	-	-	-	-	-
39010	39010-CKV-Structures & Improvements	-	-	-	-	-	-	-	-	-	-	-	-	-	-	-	-
39100	39100-Office Furniture & Equipment	-	-	-	-	-	-	-	-	-	-	-	-	-	-	-	-
39101	Office Furniture And	-	-	-	-	-	-	-	-	-	-	-	-	-	-	-	-
39102	Remittance Processing	-	-	-	-	-	-	-	-	-	-	-	-	-	-	-	-
39103	39103-Office Furn. - Copiers & Type	-	-	-	-	-	-	-	-	-	-	-	-	-	-	-	-
39110	CKV-Office Furn & Eq	-	-	-	-	-	-	-	-	-	-	-	-	-	-	-	-
39210	CKV-Transportation Eq	-	-	-	-	-	-	-	-	-	-	-	-	-	-	-	-
39410	CKV-Tools Shop Garage	-	-	-	-	-	-	-	-	-	-	-	-	-	-	-	-
39510	CKV-Laboratory Equip	-	-	-	-	-	-	-	-	-	-	-	-	-	-	-	-
39700	39700-Communication Equipment	-	-	-	-	-	-	-	-	-	-	-	-	-	-	-	-
39710	39710-CKV-Communication Equipment	-	-	-	-	-	-	-	-	-	-	-	-	-	-	-	-
39800	39800-Miscellaneous Equipment	-	-	-	-	-	-	-	-	-	-	-	-	-	-	-	-
39810	CKV-Misc Equipment	-	-	-	-	-	-	-	-	-	-	-	-	-	-	-	-
39900	39900-Other Tangible Property	-	-	-	-	-	-	-	-	-	-	-	-	-	-	-	-
39901	39901-Oth Tang Prop - Servers - H/W	-	-	-	-	-	-	-	-	-	-	-	-	-	-	-	-
39902	39902-Oth Tang Prop - Servers - S/W	-	-	-	-	-	-	-	-	-	-	-	-	-	-	-	-
39903	39903-Oth Tang Prop - Network - H/W	-	-	-	-	-	-	-	-	-	-	-	-	-	-	-	-
39906	39906-Oth Tang Prop - PC Hardware	-	-	-	-	-	-	-	-	-	-	-	-	-	-	-	-
39907	39907-Oth Tang Prop - PC Software	-	-	-	-	-	-	-	-	-	-	-	-	-	-	-	-
39908	39908-Oth Tang Prop - Appl Software [1]	-	92,701	-	-	-	-	-	-	-	-	-	-	-	-	1,397,819	-
39910	39910-CKV-Other Tangible Property	-	-	-	-	-	-	-	-	-	-	-	-	-	-	-	-
39916	39916-CKV-Oth Tang Prop-PC Hardware	-	-	-	-	-	-	-	-	-	-	-	-	-	-	-	-
39917	39917-CKV-Oth Tang Prop-PC Software	-	-	-	-	-	-	-	-	-	-	-	-	-	-	-	-
39918	CKV-Oth Tang Prop-App	-	-	-	-	-	-	-	-	-	-	-	-	-	-	-	-
39924	Oth Tang Prop - Gen.	-	-	-	-	-	-	-	-	-	-	-	-	-	-	-	-
012 - Call Center Division Total		**-**	**92,701**	**-**	**-**	**-**	**-**	**-**	**-**	**-**	**-**	**-**	**-**	**-**	**-**	**1,397,819**	**-**
		-	**92,701**	**-**	**-**	**-**	**-**										
		-	-	-	-	-	-										
091 - Brentwood Division																	
30100	30100-Organization	-	-	-	-	-	-	-	-	-	-	-	-	-	-	-	-
30300	30300-Misc. Intangible Plant	-	-	-	-	-	-	-	-	-	-	-	-	-	-	-	-
39001	39001-Structures - Frame	-	-	-	-	-	-	-	-	-	-	-	-	-	-	-	-
39004	39004-Air Conditioning Equipment	-	-	-	-	-	-	-	-	-	-	-	-	-	-	-	-
39009	39009-Improv. to Leased Premises	-	-	-	-	-	-	-	-	-	-	-	-	-	-	-	-

Division	utility_account	Actual Jan-24	Actual Feb-24	Actual Mar-24	Actual Apr-24	Actual May-24	Actual Jun-24	Projected Jul-24	Projected Aug-24	Projected Sep-24	Projected Oct-24	Projected Nov-24	Projected Dec-24	Projected Jan-25	Projected Feb-25	Projected Mar-25	Projected Apr-25
39100	39100-Office Furniture & Equipment	-	-	-	-	-	-	-	-	-	-	-	-	-	-	-	-
39101	Office Furniture And	-	-	-	-	-	-	-	-	-	-	-	-	-	-	-	-
39103	Office Machines	-	-	-	-	-	-	-	-	-	-	-	-	-	-	-	-
39200	39200-Trans Equip- Group	-	-	-	-	-	-	-	-	-	-	-	-	-	-	-	-
39300	Stores Equipment	-	-	-	-	-	-	-	-	-	-	-	-	-	-	-	-
39400	39400-Tools, Shop, & Garage Equip.	-	-	-	-	-	-	-	-	-	-	-	-	-	-	-	-
39600	39600-Power Operated Equipment	-	-	-	-	-	-	-	-	-	-	-	-	-	-	-	-
39700	39700-Communication Equipment	-	-	-	-	-	-	-	-	-	-	-	-	-	-	-	-
39701	Communication Equip.	-	-	-	-	-	-	-	-	-	-	-	-	-	-	-	-
39702	Communication Equip.	-	-	-	-	-	-	-	-	-	-	-	-	-	-	-	-
39800	39800-Miscellaneous Equipment	-	-	-	-	-	-	-	-	-	-	-	-	-	-	-	-
39900	39900-Other Tangible Property	-	-	-	-	-	-	-	-	-	-	-	-	-	-	-	-
39901	39901-Oth Tang Prop - Servers - H/W	-	-	-	-	-	-	-	-	-	-	-	-	-	-	-	-
39902	39902-Oth Tang Prop - Servers - S/W	-	-	-	-	-	-	-	-	-	-	-	-	-	-	-	-
39903	39903-Oth Tang Prop - Network - H/W	-	-	-	-	-	-	-	-	-	-	-	-	-	-	-	-
39906	39906-Oth Tang Prop - PC Hardware	-	-	-	-	-	-	-	-	-	-	-	-	-	-	-	-
39907	39907-Oth Tang Prop - PC Software	-	-	-	-	-	-	-	-	-	-	-	-	-	-	-	-
39908	39908-Oth Tang Prop - Appl Software	-	-	-	-	-	-	-	-	-	-	-	-	-	-	-	-
091 - Brentwood Division Total		-	-	-	-	-	-	-	-	-	-	-	-	-	-	-	-
		-	-	-	-	-	-										
		-	-	-	-	-	-										

Division	utility_account	Actual Jan-24	Actual Feb-24	Actual Mar-24	Actual Apr-24	Actual May-24	Actual Jun-24	Projected Jul-24	Projected Aug-24	Projected Sep-24	Projected Oct-24	Projected Nov-24	Projected Dec-24	Projected Jan-25	Projected Feb-25	Projected Mar-25	Projected Apr-25
009 - WKG Division																	
30100	30100-Organization	-	-	-	-	-	-	-	-	-	-	-	-	-	-	-	-
30200	30200-Franchises & Consents	-	-	-	-	-	-	-	-	-	-	-	-	-	-	-	-
32540	32540-Rights-of-Way	-	-	-	-	-	-	-	-	-	-	-	-	-	-	-	-
33202	33202-Tributary Lines	-	-	-	-	-	-	-	-	-	-	-	-	-	-	-	-
33400	33400-Field Meas. & Reg. Sta. Equip	-	-	-	-	-	-	-	-	-	-	-	-	-	-	-	-
35010	35010-Land	-	-	-	-	-	-	-	-	-	-	-	-	-	-	-	-
35020	35020-Rights of Ways	-	-	-	-	-	-	-	-	-	-	-	-	-	-	-	-
35100	35100-Structures & Improvements	-	-	-	-	-	-	-	-	-	-	-	-	-	-	-	-
35102	35102-Compressor Station Equipment	-	-	-	-	-	-	-	-	-	-	-	-	-	-	-	-
35103	35103-Meas. & Reg. Sta. Structures	-	-	-	-	-	-	-	-	-	-	-	-	-	-	-	-
35104	35104-Other Structures	-	-	-	-	-	-	-	-	-	-	-	-	-	-	-	-
35200	35200-Wells	-	-	-	-	-	-	-	-	-	-	-	-	-	-	-	-
35201	35201-Well Construction	-	-	-	-	-	-	-	-	-	-	-	-	-	-	-	-
35202	35202-Well Equipment	-	-	-	-	-	-	-	-	-	-	-	-	-	-	-	-
35203	35203-Cushion Gas	-	-	-	-	-	-	-	-	-	-	-	-	-	-	-	-
35210	35210-Leaseholds	-	-	-	-	-	-	-	-	-	-	-	-	-	-	-	-
35211	35211-Storage Rights	-	-	-	-	-	-	-	-	-	-	-	-	-	-	-	-
35301	35301-Field Lines	-	-	-	-	-	-	-	-	-	-	-	-	-	-	-	-
35302	35302-Tributary Lines	-	-	-	-	-	-	-	-	-	-	-	-	-	-	-	-
35400	35400-Compressor Station Equipment	-	-	-	-	-	-	-	-	-	-	-	-	-	-	-	-
35500	35500-Meas. & Reg. Equipment	-	-	-	-	-	-	-	-	-	-	-	-	-	-	-	-
35600	35600-Purification Equipment	-	-	-	-	-	-	-	-	-	-	-	-	-	-	-	-
36510	36510-Land & Land Rights	-	-	-	-	-	-	-	-	-	-	-	-	-	-	-	-
36520	36520-Rights-Of-Way	-	-	-	-	-	-	-	-	-	-	-	-	-	-	-	-
36602	36602-Structures & Improvements	-	-	-	-	-	-	-	-	-	-	-	-	-	-	-	-
36603	36603-Other Structures	-	-	-	-	-	-	-	-	-	-	-	-	-	-	-	-
36700	36700-Mains - Cathodic Protection	-	-	-	-	-	-	-	-	-	-	-	-	-	-	-	-
36701	36701-Mains - Steel	-	-	-	-	-	-	-	-	-	-	-	-	-	-	-	-
36703	36703-Mains - Anodes	-	-	-	-	-	-	-	-	-	-	-	-	-	-	-	-
36900	36900-Meas. & Reg. Sta. Equipment	-	-	-	-	-	-	-	-	-	-	-	-	-	-	-	-
36901	36901-Meas. & Reg. Sta. Equipment	-	-	-	-	-	-	-	-	-	-	-	-	-	-	-	-
37400	37400-Land & Land Rights	-	-	-	-	-	-	-	-	-	-	-	-	-	-	-	-
37401	37401-Land	-	-	-	-	-	-	-	-	-	-	-	-	-	-	-	-
37402	37402-Land Rights	-	-	-	-	-	-	-	-	-	-	-	-	-	-	-	-
37403	37403-Land Other	-	-	-	-	-	-	-	-	-	-	-	-	-	-	-	-
37500	37500-Structures & Improvements	-	-	-	-	-	-	-	-	-	-	-	-	-	-	-	-
37501	37501-Structures & Improvements T.B	-	-	-	-	-	-	-	-	-	-	-	-	-	-	-	-
37502	37502-Land Rights	-	-	-	-	-	-	-	-	-	-	-	-	-	-	-	-
37503	37503-Improvements	-	-	-	-	-	-	-	-	-	-	-	-	-	-	-	-
37600	37600-Mains - Cathodic Protection	-	-	-	-	-	-	-	-	-	-	-	-	-	-	-	-
37601	37601-Mains - Steel	-	-	-	-	-	-	-	-	-	-	-	-	-	-	-	-
37602	37602-Mains - Plastic	-	-	-	-	-	-	-	-	-	-	-	-	-	-	-	-
37603	37603 - Mains - Anodes	-	-	-	-	-	-	-	-	-	-	-	-	-	-	-	-
37604	37604-Mains - Leak Clamps	-	-	-	-	-	-	-	-	-	-	-	-	-	-	-	-
37800	37800-Meas. & Reg. Sta. Eq-General	-	-	-	-	-	-	-	-	-	-	-	-	-	-	-	-
37900	37900-Meas. & Reg. - City Gate	-	-	-	-	-	-	-	-	-	-	-	-	-	-	-	-
37905	37905-Meas. & Reg. Sta. Equip T.B.	-	-	-	-	-	-	-	-	-	-	-	-	-	-	-	-
38000	38000-Services	-	-	-	-	-	-	-	-	-	-	-	-	-	-	-	-
38100	38100-Meters	-	-	-	-	-	-	-	-	-	-	-	-	-	-	-	-
38200	38200-Meter Installations	-	-	-	-	-	-	-	-	-	-	-	-	-	-	-	-
38300	38300-House Regulators	-	-	-	-	-	-	-	-	-	-	-	-	-	-	-	-
38400	38400-House Reg. Installations	-	-	-	-	-	-	-	-	-	-	-	-	-	-	-	-
38500	38500-Ind. Meas. & Reg. Sta. Equip	-	-	-	-	-	-	-	-	-	-	-	-	-	-	-	-
38900	38900-Land & Land Rights	-	-	-	-	-	-	-	-	-	-	-	-	-	-	-	-
39000	39000-Structures & Improvements	-	-	-	-	-	-	-	-	-	-	-	-	-	-	-	-
39002	39002-Structures - Brick	-	-	-	-	-	-	-	-	-	-	-	-	-	-	-	-
39003	39003-Improvements	-	-	-	-	-	-	-	-	-	-	-	-	-	-	-	-
39004	39004-Air Conditioning Equipment	-	-	-	-	-	-	-	-	-	-	-	-	-	-	-	-
39009	39009-Improv. to Leased Premises	-	-	-	-	-	-	-	-	-	-	-	-	-	-	-	-
39100	39100-Office Furniture & Equipment	-	-	-	-	-	-	-	-	-	-	-	-	-	-	-	-
39103	Office Machines	-	-	-	-	-	-	-	-	-	-	-	-	-	-	-	-
39200	39200-Transportation Equipment	-	-	-	-	-	-	-	-	-	-	-	-	-	-	-	-
39202	39202-WKG Trailers	-	-	-	-	-	-	-	-	-	-	-	-	-	-	-	-
39400	39400-Tools, Shop, & Garage Equip.	-	-	-	-	-	-	-	-	-	-	-	-	-	-	-	-
39603	39603-Ditchers	-	-	-	-	-	-	-	-	-	-	-	-	-	-	-	-
39604	39604-Backhoes	-	-	-	-	-	-	-	-	-	-	-	-	-	-	-	-
39605	39605-Welders	-	-	-	-	-	-	-	-	-	-	-	-	-	-	-	-
39700	39700-Communication Equipment	-	-	-	-	-	-	-	-	-	-	-	-	-	-	-	-
39701	Communication Equip.	-	-	-	-	-	-	-	-	-	-	-	-	-	-	-	-
39702	Communication Equip.	-	-	-	-	-	-	-	-	-	-	-	-	-	-	-	-
39705	39705-Comm. Equip. - Telemetering	-	-	-	-	-	-	-	-	-	-	-	-	-	-	-	-
39800	39800-Miscellaneous Equipment	-	-	-	-	-	-	-	-	-	-	-	-	-	-	-	-
39901	Servers Hardware	-	-	-	-	-	-	-	-	-	-	-	-	-	-	-	-
39902	Servers Software	-	-	-	-	-	-	-	-	-	-	-	-	-	-	-	-
39903	39903-Oth Tang Prop - Network - H/W	-	-	-	-	-	-	-	-	-	-	-	-	-	-	-	-
39906	39906-Oth Tang Prop - PC Hardware	-	-	-	-	-	-	-	-	-	-	-	-	-	-	-	-
39907	39907-Oth Tang Prop - PC Software	-	-	-	-	-	-	-	-	-	-	-	-	-	-	-	-
39908	39908-Oth Tang Prop - Appl Software	-	-	-	-	-	-	-	-	-	-	-	-	-	-	-	-
009 - Kentucky Division Total		-	-	-	-	-	-	-	-	-	-	-	-	-	-	-	-
PRP Investment Oct 22 - June 24 Adj		-	-	-	-	-	-										
	37601-Mains - Steel		-	-	-	-	-										
	37602-Mains - Plastic																
	37800-Meas. And Reg. Sta. E																
	38000-Services																
	Total PRP																

Division	utility_account	Actual Jan-24	Actual Feb-24	Actual Mar-24	Actual Apr-24	Actual May-24	Actual Jun-24	Projected Jul-24	Projected Aug-24	Projected Sep-24	Projected Oct-24	Projected Nov-24	Projected Dec-24	Projected Jan-25	Projected Feb-25	Projected Mar-25	Projected Apr-25
Per Books Total KY Division		-	-	-	-	-	-	-	-	-	-	-	-	-	-	-	-
	Check																
Allocated KY Totals																	
	002-Greenvile	-	-	-	-	-	-	-	-	-	-	-	-	-	-	-	-
	002-AEAM	-	6,401	-	-	-	-	-	-	-	-	-	-	-	-	-	-
	002-ALGN	-	-	-	-	-	-	-	-	-	-	-	-	-	-	-	-
	002 - Dallas Atmos Rate Division	-	(9,452)	-	-	-	-	-	-	-	-	-	-	-	-	157,659	-
	012-CKV	-	-	-	-	-	-	-	-	-	-	-	-	-	-	-	-
	012 - Call Center Division	-	4,998	-	-	-	-	-	-	-	-	-	-	-	-	75,368	-
	091 - Brentwood Division	-	-	-	-	-	-	-	-	-	-	-	-	-	-	-	-
	009 - Kentucky Division	-	-	-	-	-	-	-	-	-	-	-	-	-	-	-	-
	TOTAL	**-**	**1,947**	**-**	**-**	**-**	**-**	**-**	**-**	**-**	**-**	**-**	**-**	**-**	**-**	**233,026**	**-**

CWIP

002 - Dallas Atmos Rate Division

CWIP AFUDC
CWIP Without AFUDC
Total CWIP

012 - Call Center Division

CWIP AFUDC
CWIP Without AFUDC
Total CWIP

091 - Brentwood Division

CWIP AFUDC
CWIP Without AFUDC
Total CWIP

009 - Kentucky Division

CWIP AFUDC
CWIP Without AFUDC
Total CWIP

Total
CWIP Without AFUDC

		Forecast Test Period										
Division	utility_account	Projected May-25	Projected Jun-25	Projected Jul-25	Projected Aug-25	Projected Sep-25	Projected Oct-25	Projected Nov-25	Projected Dec-25	Projected Jan-26	Projected Feb-26	Projected Mar-26
002 - Dallas Atmos Rate Division												
39000	39000-Structures & Improvements	-	-	-	-	-	-	-	-	-	-	-
39005	39005-G-Structures & Improvements	-	-	-	-	-	-	-	-	-	-	-
39009	39009-Improv. to Leased Premises	-	-	-	-	-	-	-	-	-	-	-
39020	Struct & Improv AEAM	-	-	-	-	-	-	-	-	-	-	-
39029	Improv-Leased AEAM	-	-	-	-	-	-	-	-	-	-	-
39100	39100-Office Furniture & Equipment	-	-	-	-	-	-	-	-	-	-	-
39102	39102-Remittance Processing Equipment	-	-	-	-	-	-	-	-	-	-	-
39103	39103-Office Furn. - Copiers & Type	-	-	-	-	-	-	-	-	-	-	-
39104	39104-G-Office Furniture & Equip.	-	-	-	-	-	-	-	-	-	-	-
39120	Off Furn & Equip-AEAM	-	-	-	-	-	-	-	-	-	-	-
39200	39200-Transportation Equipment	-	-	-	-	-	-	-	-	-	-	-
39300	39300-Stores Equipment	-	-	-	-	-	-	-	-	-	-	-
39400	39400-Tools, Shop, & Garage Equip.	-	-	-	-	-	-	-	-	-	-	-
39420	Tools And Garage-AEAM	-	-	-	-	-	-	-	-	-	-	-
39500	39500-Laboratory Equipment	-	-	-	-	-	-	-	-	-	-	-
39700	39700-Communication Equipment	-	-	-	-	-	-	-	-	-	-	-
39720	Commun Equip AEAM	-	-	-	-	-	-	-	-	-	-	-
39800	39800-Miscellaneous Equipment	-	-	-	-	-	-	-	-	-	-	-
39820	Misc Equip - AEAM	-	-	-	-	-	-	-	-	-	-	-
39900	39900-Other Tangible Equipm	-	-	-	-	-	-	-	-	-	-	-
39901	39901-Oth Tang Prop - Servers - H/W	-	-	-	-	-	-	-	-	-	-	-
39902	39902-Oth Tang Prop - Servers - S/W	-	-	-	-	-	-	-	-	-	-	-
39903	39903-Oth Tang Prop - Network - H/W	-	-	-	-	-	-	-	-	-	-	-
39904	39904-Oth Tang Prop - CPU	-	-	-	-	-	-	-	-	-	-	-
39905	39905-Oth Tang Prop - MF Hardware	-	-	-	-	-	-	-	-	-	-	-
39906	39906-Oth Tang Prop - PC Hardware	-	-	-	-	-	-	-	-	-	-	-
39907	39907-Oth Tang Prop - PC Software	-	-	-	-	-	-	-	-	-	-	-
39908	39908-Oth Tang Prop - Appl Software [1]	-	-	-	-	-	-	-	-	-	-	-
39909	39909-Oth Tang Prop - Mainframe S/W	-	-	-	-	-	-	-	-	-	-	-
39921	Servers-Hardware-AEAM	-	-	-	-	-	-	-	-	-	-	-
39922	Servers-Software-AEAM	-	-	-	-	-	-	-	-	-	-	-
39923	Network Hardware-AEAM	-	-	-	-	-	-	-	-	-	-	-
39924	39924-Oth Tang Prop - Gen.	-	-	-	-	-	-	-	-	-	-	-
39926	Pc Hardware-AEAM	-	-	-	-	-	-	-	-	-	-	-
39928	Application SW-AEAM	-	-	-	-	-	-	-	-	-	-	-
39931	ALGN-Servers-Hardware	-	-	-	-	-	-	-	-	-	-	-
39932	ALGN-Servers-Software	-	-	-	-	-	-	-	-	-	-	-
39938	ALGN-Application SW	-	-	-	-	-	-	-	-	-	-	-
002 - Dallas Atmos Rate Division Total		-	-	-	-	-	-	-	-	-	-	-
012 - Call Center Division												
38900	38900-Land	-	-	-	-	-	-	-	-	-	-	-
38910	38910-CKV-Land & Land Rights	-	-	-	-	-	-	-	-	-	-	-
39000	39000-Structures & Improvements	-	-	-	-	-	-	-	-	-	-	-
39009	39009-Improv. to Leased Premises	-	-	-	-	-	-	-	-	-	-	-
39010	39010-CKV-Structures & Improvements	-	-	-	-	-	-	-	-	-	-	-
39100	39100-Office Furniture & Equipment	-	-	-	-	-	-	-	-	-	-	-
39101	Office Furniture And	-	-	-	-	-	-	-	-	-	-	-
39102	Remittance Processing	-	-	-	-	-	-	-	-	-	-	-
39103	39103-Office Furn. - Copiers & Type	-	-	-	-	-	-	-	-	-	-	-
39110	CKV-Office Furn & Eq	-	-	-	-	-	-	-	-	-	-	-
39210	CKV-Transportation Eq	-	-	-	-	-	-	-	-	-	-	-
39410	CKV-Tools Shop Garage	-	-	-	-	-	-	-	-	-	-	-
39510	CKV-Laboratory Equip	-	-	-	-	-	-	-	-	-	-	-
39700	39700-Communication Equipment	-	-	-	-	-	-	-	-	-	-	-
39710	39710-CKV-Communication Equipment	-	-	-	-	-	-	-	-	-	-	-
39800	39800-Miscellaneous Equipment	-	-	-	-	-	-	-	-	-	-	-
39810	CKV-Misc Equipment	-	-	-	-	-	-	-	-	-	-	-
39900	39900-Other Tangible Property	-	-	-	-	-	-	-	-	-	-	-
39901	39901-Oth Tang Prop - Servers - H/W	-	-	-	-	-	-	-	-	-	-	-
39902	39902-Oth Tang Prop - Servers - S/W	-	-	-	-	-	-	-	-	-	-	-
39903	39903-Oth Tang Prop - Network - H/W	-	-	-	-	-	-	-	-	-	-	-
39906	39906-Oth Tang Prop - PC Hardware	-	-	-	-	-	-	-	-	-	-	-
39907	39907-Oth Tang Prop - PC Software	-	-	-	-	-	-	-	-	-	-	-
39908	39908-Oth Tang Prop - Appl Software [1]	-	-	-	-	-	-	-	-	-	-	-
39910	39910-CKV-Other Tangible Property	-	-	-	-	-	-	-	-	-	-	-
39916	39916-CKV-Oth Tang Prop-PC Hardware	-	-	-	-	-	-	-	-	-	-	-
39917	39917-CKV-Oth Tang Prop-PC Software	-	-	-	-	-	-	-	-	-	-	-
39918	CKV-Oth Tang Prop-App	-	-	-	-	-	-	-	-	-	-	-
39924	Oth Tang Prop - Gen.	-	-	-	-	-	-	-	-	-	-	-
012 - Call Center Division Total		-	-	-	-	-	-	-	-	-	-	-
091 - Brentwood Division												
30100	30100-Organization	-	-	-	-	-	-	-	-	-	-	-
30300	30300-Misc. Intangible Plant	-	-	-	-	-	-	-	-	-	-	-
39001	39001-Structures - Frame	-	-	-	-	-	-	-	-	-	-	-
39004	39004-Air Conditioning Equipment	-	-	-	-	-	-	-	-	-	-	-
39009	39009-Improv. to Leased Premises	-	-	-	-	-	-	-	-	-	-	-

Division	utility_account	Projected May-25	Projected Jun-25	Projected Jul-25	Projected Aug-25	Projected Sep-25	Projected Oct-25	Projected Nov-25	Projected Dec-25	Projected Jan-26	Projected Feb-26	Projected Mar-26
39100	39100-Office Furniture & Equipment	-	-	-	-	-	-	-	-	-	-	-
39101	Office Furniture And	-	-	-	-	-	-	-	-	-	-	-
39103	Office Machines	-	-	-	-	-	-	-	-	-	-	-
39200	39200-Trans Equip- Group	-	-	-	-	-	-	-	-	-	-	-
39300	Stores Equipment	-	-	-	-	-	-	-	-	-	-	-
39400	39400-Tools, Shop, & Garage Equip.	-	-	-	-	-	-	-	-	-	-	-
39600	39600-Power Operated Equipment	-	-	-	-	-	-	-	-	-	-	-
39700	39700-Communication Equipment	-	-	-	-	-	-	-	-	-	-	-
39701	Communication Equip.	-	-	-	-	-	-	-	-	-	-	-
39702	Communication Equip.	-	-	-	-	-	-	-	-	-	-	-
39800	39800-Miscellaneous Equipment	-	-	-	-	-	-	-	-	-	-	-
39900	39900-Other Tangible Property	-	-	-	-	-	-	-	-	-	-	-
39901	39901-Oth Tang Prop - Servers - H/W	-	-	-	-	-	-	-	-	-	-	-
39902	39902-Oth Tang Prop - Servers - S/W	-	-	-	-	-	-	-	-	-	-	-
39903	39903-Oth Tang Prop - Network - H/W	-	-	-	-	-	-	-	-	-	-	-
39906	39906-Oth Tang Prop - PC Hardware	-	-	-	-	-	-	-	-	-	-	-
39907	39907-Oth Tang Prop - PC Software	-	-	-	-	-	-	-	-	-	-	-
39908	39908-Oth Tang Prop - Appl Software	-	-	-	-	-	-	-	-	-	-	-
091 - Brentwood Division Total		**-**	**-**	**-**	**-**	**-**	**-**	**-**	**-**	**-**	**-**	**-**

Division	utility_account	Projected May-25	Projected Jun-25	Projected Jul-25	Projected Aug-25	Projected Sep-25	Projected Oct-25	Projected Nov-25	Projected Dec-25	Projected Jan-26	Projected Feb-26	Projected Mar-26
009 - WKG Division												
30100	30100-Organization	-	-	-	-	-	-	-	-	-	-	-
30200	30200-Franchises & Consents	-	-	-	-	-	-	-	-	-	-	-
32540	32540-Rights-of-Way	-	-	-	-	-	-	-	-	-	-	-
33202	33202-Tributary Lines	-	-	-	-	-	-	-	-	-	-	-
33400	33400-Field Meas. & Reg. Sta. Equip	-	-	-	-	-	-	-	-	-	-	-
35010	35010-Land	-	-	-	-	-	-	-	-	-	-	-
35020	35020-Rights of Ways	-	-	-	-	-	-	-	-	-	-	-
35100	35100-Structures & Improvements	-	-	-	-	-	-	-	-	-	-	-
35102	35102-Compressor Station Equipment	-	-	-	-	-	-	-	-	-	-	-
35103	35103-Meas. & Reg. Sta. Structures	-	-	-	-	-	-	-	-	-	-	-
35104	35104-Other Structures	-	-	-	-	-	-	-	-	-	-	-
35200	35200-Wells	-	-	-	-	-	-	-	-	-	-	-
35201	35201-Well Construction	-	-	-	-	-	-	-	-	-	-	-
35202	35202-Well Equipment	-	-	-	-	-	-	-	-	-	-	-
35203	35203-Cushion Gas	-	-	-	-	-	-	-	-	-	-	-
35210	35210-Leaseholds	-	-	-	-	-	-	-	-	-	-	-
35211	35211-Storage Rights	-	-	-	-	-	-	-	-	-	-	-
35301	35301-Field Lines	-	-	-	-	-	-	-	-	-	-	-
35302	35302-Tributary Lines	-	-	-	-	-	-	-	-	-	-	-
35400	35400-Compressor Station Equipment	-	-	-	-	-	-	-	-	-	-	-
35500	35500-Meas. & Reg. Equipment	-	-	-	-	-	-	-	-	-	-	-
35600	35600-Purification Equipment	-	-	-	-	-	-	-	-	-	-	-
36510	36510-Land & Land Rights	-	-	-	-	-	-	-	-	-	-	-
36520	36520-Rights-Of-Way	-	-	-	-	-	-	-	-	-	-	-
36602	36602-Structures & Improvements	-	-	-	-	-	-	-	-	-	-	-
36603	36603-Other Structures	-	-	-	-	-	-	-	-	-	-	-
36700	36700-Mains - Cathodic Protection	-	-	-	-	-	-	-	-	-	-	-
36701	36701-Mains - Steel	-	-	-	-	-	-	-	-	-	-	-
36703	36703-Mains - Anodes	-	-	-	-	-	-	-	-	-	-	-
36900	36900-Meas. & Reg. Sta. Equipment	-	-	-	-	-	-	-	-	-	-	-
36901	36901-Meas. & Reg. Sta. Equipment	-	-	-	-	-	-	-	-	-	-	-
37400	37400-Land & Land Rights	-	-	-	-	-	-	-	-	-	-	-
37401	37401-Land	-	-	-	-	-	-	-	-	-	-	-
37402	37402-Land Rights	-	-	-	-	-	-	-	-	-	-	-
37403	37403-Land Other	-	-	-	-	-	-	-	-	-	-	-
37500	37500-Structures & Improvements	-	-	-	-	-	-	-	-	-	-	-
37501	37501-Structures & Improvements T.B	-	-	-	-	-	-	-	-	-	-	-
37502	37502-Land Rights	-	-	-	-	-	-	-	-	-	-	-
37503	37503-Improvements	-	-	-	-	-	-	-	-	-	-	-
37600	37600-Mains - Cathodic Protection	-	-	-	-	-	-	-	-	-	-	-
37601	37601-Mains - Steel	-	-	-	-	-	-	-	-	-	-	-
37602	37602-Mains - Plastic	-	-	-	-	-	-	-	-	-	-	-
37603	37603 - Mains - Anodes	-	-	-	-	-	-	-	-	-	-	-
37604	37604-Mains - Leak Clamps	-	-	-	-	-	-	-	-	-	-	-
37800	37800-Meas. & Reg. Sta. Eq-General	-	-	-	-	-	-	-	-	-	-	-
37900	37900-Meas. & Reg. - City Gate	-	-	-	-	-	-	-	-	-	-	-
37905	37905-Meas. & Reg. Sta. Equip T.B.	-	-	-	-	-	-	-	-	-	-	-
38000	38000-Services	-	-	-	-	-	-	-	-	-	-	-
38100	38100-Meters	-	-	-	-	-	-	-	-	-	-	-
38200	38200-Meter Installations	-	-	-	-	-	-	-	-	-	-	-
38300	38300-House Regulators	-	-	-	-	-	-	-	-	-	-	-
38400	38400-House Reg. Installations	-	-	-	-	-	-	-	-	-	-	-
38500	38500-Ind. Meas. & Reg. Sta. Equip	-	-	-	-	-	-	-	-	-	-	-
38900	38900-Land & Land Rights	-	-	-	-	-	-	-	-	-	-	-
39000	39000-Structures & Improvements	-	-	-	-	-	-	-	-	-	-	-
39002	39002-Structures - Brick	-	-	-	-	-	-	-	-	-	-	-
39003	39003-Improvements	-	-	-	-	-	-	-	-	-	-	-
39004	39004-Air Conditioning Equipment	-	-	-	-	-	-	-	-	-	-	-
39009	39009-Improv. to Leased Premises	-	-	-	-	-	-	-	-	-	-	-
39100	39100-Office Furniture & Equipment	-	-	-	-	-	-	-	-	-	-	-
39103	Office Machines	-	-	-	-	-	-	-	-	-	-	-
39200	39200-Transportation Equipment	-	-	-	-	-	-	-	-	-	-	-
39202	39202-WKG Trailers	-	-	-	-	-	-	-	-	-	-	-
39400	39400-Tools, Shop, & Garage Equip.	-	-	-	-	-	-	-	-	-	-	-
39603	39603-Ditchers	-	-	-	-	-	-	-	-	-	-	-
39604	39604-Backhoes	-	-	-	-	-	-	-	-	-	-	-
39605	39605-Welders	-	-	-	-	-	-	-	-	-	-	-
39700	39700-Communication Equipment	-	-	-	-	-	-	-	-	-	-	-
39701	Communication Equip.	-	-	-	-	-	-	-	-	-	-	-
39702	Communication Equip.	-	-	-	-	-	-	-	-	-	-	-
39705	39705-Comm. Equip. - Telemetering	-	-	-	-	-	-	-	-	-	-	-
39800	39800-Miscellaneous Equipment	-	-	-	-	-	-	-	-	-	-	-
39901	Servers Hardware	-	-	-	-	-	-	-	-	-	-	-
39902	Servers Software	-	-	-	-	-	-	-	-	-	-	-
39903	39903-Oth Tang Prop - Network - H/W	-	-	-	-	-	-	-	-	-	-	-
39906	39906-Oth Tang Prop - PC Hardware	-	-	-	-	-	-	-	-	-	-	-
39907	39907-Oth Tang Prop - PC Software	-	-	-	-	-	-	-	-	-	-	-
39908	39908-Oth Tang Prop - Appl Software	-	-	-	-	-	-	-	-	-	-	-
009 - Kentucky Division Total		-	-	-	-	-	-	-	-	-	-	-

PRP Investment Oct 22 - June 24 Adj

37601-Mains - Steel
37602-Mains - Plastic
37800-Meas. And Reg. Sta. E
38000-Services
Total PRP

Division	utility_account	Projected May-25	Projected Jun-25	Projected Jul-25	Projected Aug-25	Projected Sep-25	Projected Oct-25	Projected Nov-25	Projected Dec-25	Projected Jan-26	Projected Feb-26	Projected Mar-26
Per Books Total KY Division		-	-	-	-	-	-	-	-	-	-	-
	Check											
Allocated KY Totals												
	002-Greenvile	-	-	-	-	-	-	-	-	-	-	-
	002-AEAM	-	-	-	-	-	-	-	-	-	-	-
	002-ALGN	-	-	-	-	-	-	-	-	-	-	-
	002 - Dallas Atmos Rate Division	-	-	-	-	-	-	-	-	-	-	-
	012-CKV	-	-	-	-	-	-	-	-	-	-	-
	012 - Call Center Division	-	-	-	-	-	-	-	-	-	-	-
	091 - Brentwood Division	-	-	-	-	-	-	-	-	-	-	-
	009 - Kentucky Division	-	-	-	-	-	-	-	-	-	-	-
	TOTAL	-	-	-	-	-	-	-	-	-	-	-

CWIP

002 - Dallas Atmos Rate Division

CWIP AFUDC
CWIP Without AFUDC
Total CWIP

012 - Call Center Division

CWIP AFUDC
CWIP Without AFUDC
Total CWIP

091 - Brentwood Division

CWIP AFUDC
CWIP Without AFUDC
Total CWIP

009 - Kentucky Division

CWIP AFUDC
CWIP Without AFUDC
Total CWIP

Total
CWIP Without AFUDC

Reserv

Division	utility_account	Base Period 13 Month Average	Fcst Test Period 13 Month Average	Balance Actual Dec-23	Base Period Actual Jan-24	Actual Feb-24	Actual Mar-24	Actual Apr-24	Actual May-24	Actual Jun-24	Projected Jul-24	Projected Aug-24	Projected Sep-24	Projected Oct-24	Projected Nov-24	Projected Dec-24	Projected Jan-25
002 - Dallas Atmos Rate Division																	
39000	39000-Structures & Improvements	1,294,852	1,471,608	1,212,088	1,226,755	1,241,253	1,255,751	1,270,249	1,284,886	1,299,504	1,311,257	1,322,971	1,334,646	1,346,296	1,357,913	1,369,503	1,381,054
39005	39005-G-Structures & Improvements	5,608,832	6,055,381	5,421,597	5,453,423	5,485,249	5,517,075	5,548,902	5,580,728	5,612,554	5,642,076	5,671,598	5,701,120	5,730,641	5,760,163	5,789,685	5,819,207
39009	39009-Improv. to Leased Premises	10,149,390	10,859,248	10,027,036	10,027,186	10,027,336	10,027,486	10,027,636	10,066,266	10,104,029	10,150,691	10,198,324	10,246,921	10,296,147	10,346,163	10,396,845	10,448,511
39020	Struct & Improv AEAM	1,668	2,423	1,313	1,376	1,439	1,502	1,565	1,627	1,690	1,739	1,788	1,837	1,886	1,934	1,983	2,032
39029	Improv-Leased AEAM	15,104	18,367	13,851	14,051	14,250	14,450	14,650	14,850	15,048	15,282	15,516	15,750	15,984	16,218	16,452	16,686
39100	39100-Office Furniture & Equipment	3,390,686	3,968,772	3,215,531	3,241,564	3,267,597	3,293,629	3,319,662	3,346,295	3,373,828	3,409,981	3,446,717	3,484,033	3,521,727	3,559,896	3,598,464	3,637,623
39102	39102-Remittance Processing Equipment	1	1	1	1	1	1	1	1	1	1	1	1	1	1	1	1
39103	39103-Office Furn. - Copiers & Type	0	0	0	0	0	0	0	0	0	0	0	0	0	0	0	0
39104	39104-G-Office Furniture & Equip.	49,636	55,337	47,491	47,836	48,182	48,527	48,872	49,217	49,562	49,953	50,343	50,734	51,125	51,515	51,906	52,297
39120	Off Furn & Equip-AEAM	174,894	199,159	166,811	168,031	169,251	170,471	171,691	172,911	174,128	175,821	177,515	179,208	180,901	182,595	184,288	185,982
39200	39200-Transportation Equipment	203,447	227,799	196,024	197,108	198,191	199,275	200,358	201,441	202,528	204,181	205,834	207,488	209,141	210,794	212,447	214,100
39300	39300-Stores Equipment	-	-	-	-	-	-	-	-	-	-	-	-	-	-	-	-
39400	39400-Tools, Shop, & Garage Equip.	39,979	27,293	58,129	58,637	59,126	59,506	59,885	60,265	22,472	22,799	23,127	23,454	23,782	24,109	24,437	24,764
39420	Tools And Garage-AEAM	388	388	388	388	388	388	388	388	388	388	388	388	388	388	388	388
39500	39500-Laboratory Equipment	-	-	-	-	-	-	-	-	-	-	-	-	-	-	-	-
39700	39700-Communication Equipment	99,916	151,027	82,488	85,201	87,914	90,628	93,341	96,150	98,953	102,256	105,595	108,970	112,368	115,794	119,245	122,732
39720	Commun Equip AEAM	8,502	14,552	6,734	6,978	7,221	7,465	7,708	7,952	8,195	8,628	9,062	9,496	9,929	10,363	10,797	11,230
39800	39800-Miscellaneous Equipment	42,277	51,352	39,897	40,200	40,503	40,806	41,109	41,411	41,713	42,365	43,016	43,667	44,318	44,969	45,620	46,272
39820	Misc Equip - AEAM	2,470	3,359	2,240	2,269	2,298	2,327	2,356	2,385	2,414	2,478	2,542	2,605	2,669	2,733	2,797	2,861
39900	39900-Other Tangible Equipm	(0)	(0)	(0)	(0)	(0)	(0)	(0)	(0)	(0)	(0)	(0)	(0)	(0)	(0)	(0)	(0)
39901	39901-Oth Tang Prop - Servers - H/W	3,105,505	9,188,701	960,871	1,292,537	1,624,220	1,970,108	2,299,426	2,628,744	2,957,282	3,380,832	3,804,386	4,227,944	4,651,506	5,075,071	5,498,639	5,922,212
39902	39902-Oth Tang Prop - Servers - S/W	7,588,659	10,970,430	7,156,524	7,211,895	7,256,561	7,297,772	7,308,327	7,310,505	7,420,940	7,546,378	7,688,415	7,846,939	8,016,207	8,198,977	8,393,125	8,604,095
39903	39903-Oth Tang Prop - Network - H/W	1,179,912	1,810,018	950,434	988,014	1,025,605	1,063,193	1,100,781	1,139,476	1,177,392	1,216,583	1,255,981	1,295,583	1,335,319	1,375,223	1,415,269	1,455,524
39904	39904-Oth Tang Prop - CPU	-	-	-	-	-	-	-	-	-	-	-	-	-	-	-	-
39905	39905-Oth Tang Prop - MF Hardware	-	-	-	-	-	-	-	-	-	-	-	-	-	-	-	-
39906	39906-Oth Tang Prop - PC Hardware	800,556	1,835,232	467,369	518,327	569,285	620,243	671,200	722,158	773,421	841,289	909,140	976,975	1,044,799	1,112,610	1,180,410	1,248,194
39907	39907-Oth Tang Prop - PC Software	58,407	69,666	54,576	55,180	55,784	56,388	56,993	57,597	58,173	58,914	59,655	60,396	61,137	61,878	62,619	63,361
39908	39908-Oth Tang Prop - Appl Software	59,271,506	68,468,562	55,955,108	56,487,208	57,010,476	57,542,212	58,073,976	58,608,698	59,143,703	59,749,409	60,359,065	60,972,643	61,588,778	62,208,125	62,830,179	63,456,236
39909	39909-Oth Tang Prop - Mainframe S/W	-	-	-	-	-	-	-	-	-	-	-	-	-	-	-	-
39921	Servers-Hardware-AEAM	1,273,228	2,973,262	1,026,921	1,048,964	1,071,008	1,093,051	1,130,885	1,168,720	1,206,440	1,268,436	1,338,742	1,417,301	1,501,238	1,591,933	1,688,324	1,793,135
39922	Servers-Software-AEAM	2,600,616	3,297,486	2,338,415	2,380,523	2,422,630	2,464,737	2,506,845	2,548,952	2,590,946	2,639,008	2,687,069	2,735,130	2,783,191	2,831,252	2,879,313	2,927,374
39923	Network Hardware-AEAM	110,464	235,281	84,553	88,091	91,629	95,168	98,706	102,244	107,135	112,525	118,306	124,477	130,900	137,643	144,654	152,061
39924	39924-Oth Tang Prop - Gen.	-	-	-	-	-	-	-	-	-	-	-	-	-	-	-	-
39926	Pc Hardware-AEAM	21,223	55,552	7,856	10,143	12,430	14,716	16,922	19,086	21,257	23,445	25,633	27,821	30,009	32,198	34,386	36,574
39928	Application SW-AEAM	21,092,569	23,751,640	20,086,966	20,246,434	20,411,118	20,571,209	20,731,300	20,891,390	21,050,761	21,236,935	21,423,109	21,609,283	21,795,457	21,981,631	22,167,805	22,353,979
39931	ALGN-Servers-Hardware	224,672	272,251	207,250	210,044	212,819	215,589	218,324	221,053	223,781	227,076	230,371	233,665	236,960	240,255	243,549	246,844
39932	ALGN-Servers-Software	409,062	510,540	369,042	375,611	382,181	388,750	395,320	401,889	408,454	415,398	422,342	429,287	436,231	443,175	450,119	457,063
39938	ALGN-Application SW	11,469,285	13,379,900	10,718,979	10,841,158	10,963,336	11,085,515	11,207,693	11,329,871	11,451,895	11,584,794	11,717,693	11,850,592	11,983,491	12,116,391	12,249,290	12,382,189
RWIP	RWIP	-	-	-	-	-	-	-	-	-	-	-	-	-	-	-	-
ADJ	WTW Adjustment (1)	433,039	201,054	525,833	510,367	494,901	479,436	463,970	448,504	433,039	417,573	402,107	386,642	371,176	355,710	340,245	324,779
002 - Dallas Atmos Rate Division Total		**130,720,742**	**160,125,640**	**121,402,317**	**122,835,501**	**124,254,181**	**125,687,372**	**127,089,041**	**128,525,662**	**130,031,625**	**131,858,490**	**133,716,350**	**135,604,996**	**137,513,704**	**139,447,621**	**141,402,787**	**143,389,361**
				(121,402,317)	**(122,835,501)**	**(124,254,181)**	**(125,687,372)**	**(127,089,041)**	**(128,525,662)**	**(130,031,625)**							
				-	0	0	0	0	0	0							
012 - Call Center Division																	
38900	38900-Land	-	-	-	-	-	-	-	-	-	-	-	-	-	-	-	-
38910	38910-CKV-Land & Land Rights	-	-	-	-	-	-	-	-	-	-	-	-	-	-	-	-
39000	39000-Structures & Improvements	4,306,577	4,721,951	4,113,269	4,147,444	4,181,618	4,215,792	4,249,967	4,284,198	4,318,430	4,345,291	4,372,155	4,399,023	4,425,894	4,452,770	4,479,651	4,506,539
39009	39009-Improv. to Leased Premises	2,351,868	2,539,584	2,282,699	2,293,491	2,304,284	2,315,076	2,325,868	2,336,660	2,347,366	2,360,920	2,374,475	2,388,029	2,401,583	2,415,138	2,428,692	2,442,246
39010	39010-CKV-Structures & Improvements	5,183,396	5,571,249	4,997,524	5,030,716	5,063,908	5,097,099	5,130,291	5,163,483	5,196,675	5,221,647	5,246,618	5,271,590	5,296,562	5,321,533	5,346,505	5,371,476
39100	39100-Office Furniture & Equipment	1,516,252	1,731,519	1,444,328	1,455,203	1,466,077	1,476,952	1,487,826	1,498,701	1,509,549	1,524,566	1,539,582	1,554,599	1,569,615	1,584,632	1,599,648	1,614,664
39101	Office Furniture And	-	-	-	-	-	-	-	-	-	-	-	-	-	-	-	-
39102	Remittance Processing	-	-	-	-	-	-	-	-	-	-	-	-	-	-	-	-
39103	39103-Office Furn. - Copiers & Type	-	-	-	-	-	-	-	-	-	-	-	-	-	-	-	-
39110	CKV-Office Furn & Eq	125,683	190,863	116,176	118,522	120,868	112,687	115,000	117,775	120,546	124,694	128,888	133,151	137,452	141,833	146,288	150,845
39210	CKV-Transportation Eq	80,359	75,449	96,728	96,728	96,728	75,443	75,449	75,449	75,449	75,449	75,449	75,449	75,449	75,449	75,449	75,449
39410	CKV-Tools Shop Garage	297,770	355,631	318,795	325,006	331,217	337,447	343,677	350,003	244,096	251,509	258,934	266,378	273,833	281,308	288,803	296,325
39510	CKV-Laboratory Equip	125	125	125	125	125	125	125	125	125	125	125	125	125	125	125	125
39700	39700-Communication Equipment	1,687,314	1,841,419	1,630,987	1,639,902	1,648,818	1,657,734	1,666,649	1,675,538	1,684,352	1,695,066	1,705,779	1,716,492	1,727,206	1,737,919	1,748,633	1,759,346
39710	39710-CKV-Communication Equipment	(44,005)	(36,509)	(46,782)	(46,340)	(45,898)	(45,456)	(45,014)	(44,572)	(44,131)	(43,611)	(43,091)	(42,571)	(42,052)	(41,532)	(41,012)	(40,492)
39800	39800-Miscellaneous Equipment	28,200	39,379	25,351	25,704	26,058	26,411	26,765	27,118	27,471	28,275	29,080	29,884	30,689	31,493	32,298	33,102
39810	CKV-Misc Equipment	209,944	267,291	198,250	199,499	200,747	201,996	203,245	204,578	205,909	209,636	213,394	217,201	221,034	224,921	228,860	232,869
39900	39900-Other Tangible Property	(154,265)	(154,265)	(154,265)	(154,265)	(154,265)	(154,265)	(154,265)	(154,265)	(154,265)	(154,265)	(154,265)	(154,265)	(154,265)	(154,265)	(154,265)	(154,265)
39901	39901-Oth Tang Prop - Servers - H/W	2,933,098	3,858,466	2,546,246	2,611,428	2,676,609	2,741,791	2,806,973	2,872,154	2,937,125	2,999,753	3,062,381	3,125,010	3,187,638	3,250,266	3,312,894	3,375,522
39902	39902-Oth Tang Prop - Servers - S/W	1,812,647	1,836,405	1,785,106	1,788,268	1,791,430	1,794,592	1,797,754	1,800,915	1,804,077	1,820,241	1,836,405	1,836,405	1,836,405	1,836,405	1,836,405	1,836,405
39903	39903-Oth Tang Prop - Network - H/W	240,991	328,608	208,809	214,053	219,297	224,541	229,784	235,028	240,297	245,978	251,659	257,340	263,020	268,701	274,382	280,063
39906	39906-Oth Tang Prop - PC Hardware	205,308	580,541	100,253	114,989	129,725	144,461	159,197	173,933	188,792	213,788	238,783	263,778	288,773	313,768	338,763	363,758
39907	39907-Oth Tang Prop - PC Software	(57,199)	(57,199)	(57,199)	(57,199)	(57,199)	(57,199)	(57,199)	(57,199)	(57,199)	(57,199)	(57,199)	(57,199)	(57,199)	(57,199)	(57,199)	(57,199)
39908	39908-Oth Tang Prop - Appl Software	67,648,850	77,147,188	64,133,689	64,688,524	65,250,918	65,806,165	66,361,413	66,916,671	67,503,126	68,157,117	68,811,630	69,466,944	70,122,683	70,779,331	71,436,832	72,095,495
39910	39910-CKV-Other Tangible Property	156,968	199,513	143,775	145,849	147,923	149,997	152,071	154,145	156,216	158,682	161,185	163,743	166,330	168,979	171,688	174,476
39916	39916-CKV-Oth Tang Prop-PC Hardware	72,378	98,415	65,196	66,194	67,191	68,188	69,185	70,183	71,185	72,922	74,660	76,397	78,135	79,872	81,609	83,347
39917	39917-CKV-Oth Tang Prop-PC Software	(27,016)	(26,573)	(27,152)	(27,132)	(27,112)	(27,092)	(27,072)	(27,052)	(27,032)	(27,002)	(26,972)	(26,943)	(26,913)	(26,884)	(26,854)	(26,825)
39918	CKV-Oth Tang Prop-App	(9,966)	(9,966)	(9,966)	(9,966)	(9,966)	(9,966)	(9,966)	(9,966)	(9,966)	(9,966)	(9,966)	(9,966)	(9,966)	(9,966)	(9,966)	(9,966)
39924	Oth Tang Prop - Gen.	-	-	-	-	-	-	-	-	-	-	-	-	-	-	-	-
RWIP	RWIP	-	-	-	-	-	-	-	-	-	-	-	-	-	-	-	-
012 - Call Center Division Total		**88,565,275**	**101,099,083**	**83,911,941**	**84,666,741**	**85,429,100**	**86,152,519**	**86,907,722**	**87,663,605**	**88,338,194**	**89,213,616**	**90,089,688**	**90,950,594**	**91,812,030**	**92,674,597**	**93,538,229**	**94,403,308**
				(83,911,941)	**(84,666,741)**	**(85,429,100)**	**(86,152,519)**	**(86,907,722)**	**(87,663,605)**	**(88,338,194)**							
				-	-	-	-	-	-	-							
091 - Brentwood Division																	
30100	30100-Organization	-	-	-	-	-	-	-	-	-	-	-	-	-	-	-	-
30300	30300-Misc. Intangible Plant	-	-	-	-	-	-	-	-	-	-	-	-	-	-	-	-
39001	39001-Structures - Frame	112,402	120,136	108,923	109,580	110,238	110,896	111,553	112,211	112,868	113,237	113,607	113,976	114,345	114,714	115,083	115,452
39004	39004-Air Conditioning Equipment	14,420	15,341	14,059	14,111	14,163	14,215	14,267	14,319	14,371	14,453	14,536	14,618	14,701	14,783	14,866	14,948
39009	39009-Improv. to Leased Premises	38,834	38,834	38,834	38,834	38,834	38,834	38,834	38,834	38,834	38,834	38,834	38,834	38,834	38,834	38,834	38,834

Division	utility_account	13 Month Average	13 Month Average	Actual Dec-23	Actual Jan-24	Actual Feb-24	Actual Mar-24	Actual Apr-24	Actual May-24	Actual Jun-24	Projected Jul-24	Projected Aug-24	Projected Sep-24	Projected Oct-24	Projected Nov-24	Projected Dec-24	Projected Jan-25
39100	39100-Office Furniture & Equipment	6,599	8,526	5,785	5,929	6,074	6,218	6,362	6,506	6,651	6,763	6,875	6,987	7,100	7,212	7,324	7,436
39101	Office Furniture And	-	-	-	-	-	-	-	-	-	-	-	-	-	-	-	-
39103	Office Machines	-	-	-	-	-	-	-	-	-	-	-	-	-	-	-	-
39200	39200-Trans Equip- Group	2,917	(1,982)	20,201	20,408	20,615	(2,504)	(2,448)	(2,392)	(2,336)	(2,317)	(2,299)	(2,280)	(2,261)	(2,243)	(2,224)	(2,206)
39300	Stores Equipment	-	-	-	-	-	-	-	-	-	-	-	-	-	-	-	-
39400	39400-Tools, Shop, & Garage Equip.	46,331	53,861	43,163	43,723	44,282	44,842	45,401	45,960	46,520	46,962	47,405	47,848	48,291	48,733	49,176	49,619
39600	39600-Power Operated Equipment	2,076	2,995	1,652	1,734	1,816	1,899	1,981	2,063	2,145	2,185	2,224	2,264	2,304	2,343	2,383	2,423
39700	39700-Communication Equipment	(22,067)	(22,067)	(22,067)	(22,067)	(22,067)	(22,067)	(22,067)	(22,067)	(22,067)	(22,067)	(22,067)	(22,067)	(22,067)	(22,067)	(22,067)	(22,067)
39701	Communication Equip.	-	-	-	-	-	-	-	-	-	-	-	-	-	-	-	-
39702	Communication Equip.	-	-	-	-	-	-	-	-	-	-	-	-	-	-	-	-
39800	39800-Miscellaneous Equipment	(126,994)	(126,994)	(126,994)	(126,994)	(126,994)	(126,994)	(126,994)	(126,994)	(126,994)	(126,994)	(126,994)	(126,994)	(126,994)	(126,994)	(126,994)	(126,994)
39900	39900-Other Tangible Property	-	-	-	-	-	-	-	-	-	-	-	-	-	-	-	-
39901	39901-Oth Tang Prop - Servers - H/W	-	-	-	-	-	-	-	-	-	-	-	-	-	-	-	-
39902	39902-Oth Tang Prop - Servers - S/W	-	-	-	-	-	-	-	-	-	-	-	-	-	-	-	-
39903	39903-Oth Tang Prop - Network - H/W	15,821	19,532	14,305	14,564	14,823	15,082	15,341	15,600	15,859	16,094	16,330	16,565	16,801	17,036	17,272	17,508
39906	39906-Oth Tang Prop - PC Hardware	-	-	-	-	-	-	-	-	-	-	-	-	-	-	-	-
39907	39907-Oth Tang Prop - PC Software	42,769	43,522	40,695	41,174	41,652	42,130	42,609	43,087	43,522	43,522	43,522	43,522	43,522	43,522	43,522	43,522
39908	39908-Oth Tang Prop - Appl Software	-	-	-	-	-	-	-	-	-	-	-	-	-	-	-	-
RWIP	RWIP	52,517	52,517	52,517	52,517	52,517	52,517	52,517	52,517	52,517	52,517	52,517	52,517	52,517	52,517	52,517	52,517
091 - Brentwood Division Total		**185,626**	**204,221**	**191,074**	**193,514**	**195,953**	**175,067**	**177,356**	**179,645**	**181,890**	**183,190**	**184,490**	**185,791**	**187,091**	**188,391**	**189,691**	**190,992**

Division	utility_account	13 Month Average	13 Month Average	Actual Dec-23	Actual Jan-24	Actual Feb-24	Actual Mar-24	Actual Apr-24	Actual May-24	Actual Jun-24	Projected Jul-24	Projected Aug-24	Projected Sep-24	Projected Oct-24	Projected Nov-24	Projected Dec-24	Projected Jan-25
				(191,074)	(193,514)	(195,953)	(175,067)	(177,356)	(179,645)	(181,890)							
				-	0	(0)	(0)	-	-	-							
009 - WKG Division																	
30100	30100-Organization	8,330	8,330	8,330	8,330	8,330	8,330	8,330	8,330	8,330	8,330	8,330	8,330	8,330	8,330	8,330	8,330
30200	30200-Franchises & Consents	119,853	119,853	119,853	119,853	119,853	119,853	119,853	119,853	119,853	119,853	119,853	119,853	119,853	119,853	119,853	119,853
32540	32540-Rights-of-Way	-	-	-	-	-	-	-	-	-	-	-	-	-	-	-	-
33202	33202-Tributary Lines	-	-	-	-	-	-	-	-	-	-	-	-	-	-	-	-
33400	33400-Field Meas. & Reg. Sta. Equip	-	-	-	-	-	-	-	-	-	-	-	-	-	-	-	-
35010	35010-Land	-	-	-	-	-	-	-	-	-	-	-	-	-	-	-	-
35020	35020-Rights of Ways	4,161	4,200	4,145	4,147	4,150	4,153	4,155	4,158	4,161	4,163	4,166	4,169	4,171	4,174	4,177	4,179
35100	35100-Structures & Improvements	7,496	7,863	7,349	7,373	7,398	7,422	7,447	7,471	7,496	7,520	7,544	7,569	7,593	7,618	7,642	7,667
35102	35102-Compressor Station Equipment	116,649	120,440	115,322	115,497	115,672	115,847	116,102	116,357	116,612	116,867	117,122	117,378	117,633	117,888	118,143	118,398
35103	35103-Meas. & Reg. Sta. Structures	20,546	20,864	20,418	20,440	20,461	20,482	20,503	20,524	20,546	20,567	20,588	20,609	20,631	20,652	20,673	20,694
35104	35104-Other Structures	103,632	106,003	102,684	102,842	103,000	103,158	103,316	103,474	103,632	103,790	103,949	104,107	104,265	104,423	104,581	104,739
35200	35200-Wells	2,199,315	2,463,749	2,129,327	2,121,574	2,136,378	2,151,182	2,165,986	2,180,790	2,195,595	2,210,399	2,225,203	2,242,589	2,259,974	2,277,359	2,294,744	2,312,130
35201	35201-Well Construction	1,468,528	1,502,528	1,454,928	1,457,195	1,459,461	1,461,728	1,463,995	1,466,261	1,468,528	1,470,795	1,473,061	1,475,328	1,477,595	1,479,861	1,482,128	1,484,395
35202	35202-Well Equipment	462,849	474,361	458,245	459,012	459,779	460,547	461,314	462,081	462,849	463,616	464,384	465,151	465,918	466,686	467,453	468,221
35203	35203-Cushion Gas	673,339	702,999	661,475	663,453	665,430	667,407	669,385	671,362	673,339	675,316	677,294	679,271	681,248	683,226	685,203	687,180
35210	35210-Leaseholds	166,079	167,328	165,579	165,662	165,745	165,829	165,912	165,995	166,079	166,162	166,245	166,329	166,412	166,495	166,579	166,662
35211	35211-Storage Rights	43,995	44,691	43,716	43,763	43,809	43,856	43,902	43,948	43,995	44,041	44,088	44,134	44,181	44,227	44,273	44,320
35301	35301-Field Lines	102,804	105,566	101,699	101,884	102,068	102,252	102,436	102,620	102,804	102,988	103,172	103,356	103,541	103,725	103,909	104,093
35302	35302-Tributary Lines	150,450	153,747	149,131	149,351	149,571	149,791	150,010	150,230	150,450	150,670	150,890	151,109	151,329	151,549	151,769	151,989
35400	35400-Compressor Station Equipment	343,290	682,172	278,163	286,853	295,494	304,148	312,802	321,455	330,109	338,805	347,501	373,245	398,989	424,733	450,477	476,220
35500	35500-Meas. & Reg. Equipment	160,676	167,060	158,123	158,549	158,974	159,400	159,825	160,251	160,676	161,102	161,528	161,953	162,379	162,804	163,230	163,655
35600	35600-Purification Equipment	281,143	322,628	264,550	267,315	270,081	272,846	275,612	278,378	281,143	283,909	286,675	289,440	292,206	294,971	297,737	300,503
36510	36510-Land & Land Rights	-	-	-	-	-	-	-	-	-	-	-	-	-	-	-	-
36520	36520-Rights-Of-Way	578,193	587,414	574,505	575,120	575,735	576,349	576,964	577,579	578,193	578,808	579,423	580,037	580,652	581,267	581,881	582,496
36602	36602-Structures & Improvements	24,310	29,122	23,717	23,764	23,810	23,856	23,902	23,948	23,994	24,040	24,251	24,626	25,001	25,375	25,750	26,125
36603	36603-Other Structures	62,894	62,894	62,894	62,894	62,894	62,894	62,894	62,894	62,894	62,894	62,894	62,894	62,894	62,894	62,894	62,894
36700	36700-Mains - Cathodic Protection	31,316	33,163	30,576	30,700	30,823	30,946	31,069	31,192	31,316	31,439	31,562	31,685	31,808	31,932	32,055	32,178
36701	36701-Mains - Steel	17,564,098	18,044,112	17,372,092	17,404,093	17,436,094	17,468,095	17,500,096	17,532,097	17,564,098	17,596,099	17,628,100	17,660,101	17,692,102	17,724,103	17,756,103	17,788,104
36703	36703-Mains - Anodes	10,762	11,180	10,484	10,530	10,577	10,623	10,669	10,716	10,762	10,809	10,855	10,901	10,948	10,994	11,041	11,087
36900	36900-Meas. & Reg. Sta. Equipment	575,818	620,559	557,922	560,905	563,887	566,870	569,853	572,835	575,818	578,801	581,784	584,766	587,749	590,732	593,714	596,697
36901	36901-Meas. & Reg. Sta. Equipment	1,972,967	2,023,747	1,952,655	1,956,040	1,959,425	1,962,811	1,966,196	1,969,581	1,972,967	1,976,352	1,979,737	1,983,123	1,986,508	1,989,893	1,993,279	1,996,664
37400	37400-Land & Land Rights	-	-	-	-	-	-	-	-	-	-	-	-	-	-	-	-
37401	37401-Land	-	-	-	-	-	-	-	-	-	-	-	-	-	-	-	-
37402	37402-Land Rights	574,467	644,160	542,856	548,393	553,930	559,467	565,005	570,542	576,081	580,619	585,158	589,697	594,235	598,774	603,312	607,851
37403	37403-Land Other	-	-	-	-	-	-	-	-	-	-	-	-	-	-	-	-
37500	37500-Structures & Improvements	130,324	136,375	127,903	128,307	128,710	129,114	129,517	129,920	130,324	130,727	131,131	131,534	131,937	132,341	132,744	133,148
37501	37501-Structures & Improvements T.B	79,974	81,770	79,255	79,375	79,495	79,614	79,734	79,854	79,974	80,094	80,213	80,333	80,453	80,573	80,692	80,812
37502	37502-Land Rights	39,878	40,711	39,545	39,601	39,656	39,712	39,767	39,823	39,878	39,934	39,989	40,045	40,100	40,156	40,211	40,267
37503	37503-Improvements	2,132	2,204	2,103	2,108	2,113	2,118	2,123	2,127	2,132	2,137	2,142	2,147	2,151	2,156	2,161	2,166
37600	37600-Mains - Cathodic Protection	1,593,572	1,792,334	1,515,531	1,528,229	1,541,029	1,553,787	1,566,681	1,579,887	1,593,219	1,606,494	1,619,768	1,633,042	1,646,317	1,659,591	1,672,865	1,686,140
37601	37601-Mains - Steel	27,044,796	30,950,942	25,655,471	25,926,946	26,157,815	26,428,004	26,546,696	26,731,284	26,832,801	27,124,749	27,405,878	27,754,874	28,047,075	28,339,276	28,631,477	28,923,678
37602	37602-Mains - Plastic	23,833,973	28,052,270	22,024,033	22,327,067	22,656,760	22,981,178	23,277,229	23,600,676	23,896,972	24,171,108	24,426,789	24,701,549	24,980,382	25,259,325	25,538,587	25,818,103
37603	37603 - Mains - Anodes	1,729,472	1,851,162	1,664,055	1,678,869	1,693,682	1,707,094	1,718,537	1,733,487	1,735,662	1,732,053	1,742,796	1,758,836	1,765,848	1,772,454	1,779,756	1,787,483
37604	37604-Mains - Leak Clamps	5,433,245	5,615,083	5,905,391	5,750,194	5,536,306	5,531,082	5,508,683	5,471,412	5,190,715	5,219,006	5,247,298	5,275,589	5,303,880	5,332,171	5,360,462	5,388,753
37800	37800-Meas. & Reg. Sta. Eq-General	4,733,933	5,288,177	4,498,884	4,547,045	4,536,702	4,584,801	4,632,903	4,681,005	4,728,879	4,769,743	4,817,240	4,864,737	4,912,233	4,959,730	5,007,226	5,054,723
37900	37900-Meas. & Reg. - City Gate	1,234,909	1,456,651	1,153,370	1,166,957	1,180,544	1,194,132	1,207,720	1,221,308	1,234,896	1,248,492	1,262,088	1,275,684	1,289,280	1,302,876	1,316,472	1,330,068
37905	37905-Meas. & Reg. Sta. Equip T.B.	1,021,749	1,068,358	1,003,106	1,006,213	1,009,320	1,012,428	1,015,535	1,018,642	1,021,749	1,024,857	1,027,964	1,031,071	1,034,178	1,037,286	1,040,393	1,043,500
38000	38000-Services	37,126,547	38,828,841	36,451,873	36,750,648	37,167,378	36,812,629	37,015,447	37,268,233	37,006,648	37,055,448	37,191,203	37,308,664	37,426,133	37,532,359	37,658,454	37,795,622
38100	38100-Meters	22,286,832	23,998,006	21,436,514	21,607,951	21,774,582	21,915,125	22,052,602	22,144,355	22,231,968	22,360,653	22,557,775	22,720,961	22,848,809	22,973,183	23,104,335	23,239,604
38200	38200-Meter Installations	20,641,923	22,719,274	19,896,117	20,037,653	20,177,387	20,290,829	20,400,485	20,473,333	20,533,085	20,699,891	20,866,625	21,033,506	21,172,920	21,311,330	21,451,840	21,593,464
38300	38300-House Regulators	373,790	469,350	814,638	323,458	329,805	327,048	328,122	324,342	313,351	323,751	334,151	344,551	354,950	365,350	375,750	386,150
38400	38400-House Reg. Installations	114,584	130,024	108,622	109,573	110,538	111,509	112,493	113,503	114,522	115,556	116,589	117,623	118,656	119,689	120,723	121,756
38500	38500-Ind. Meas. & Reg. Sta. Equip	2,986,225	3,090,645	2,995,275	3,003,144	3,011,039	2,944,677	2,952,764	2,960,888	2,968,970	2,977,081	2,985,193	2,993,305	3,001,416	3,009,528	3,017,640	3,025,751
38900	38900-Land & Land Rights	-	-	-	-	-	-	-	-	-	-	-	-	-	-	-	-
39000	39000-Structures & Improvements	1,690,038	1,968,463	1,579,537	1,597,836	1,616,136	1,634,436	1,652,937	1,671,438	1,689,943	1,708,446	1,726,950	1,745,453	1,763,957	1,782,460	1,800,964	1,819,467
39002	39002-Structures - Brick	113,558	118,817	111,455	111,805	112,156	112,507	112,857	113,208	113,558	113,909	114,259	114,610	114,960	115,311	115,662	116,012
39003	39003-Improvements	308,448	335,075	297,797	299,572	301,347	303,122	304,897	306,673	308,448	310,223	311,998	313,773	315,548	317,324	319,099	320,874
39004	39004-Air Conditioning Equipment	8,224	8,916	7,947	7,994	8,040	8,086	8,132	8,178	8,224	8,270	8,316	8,362	8,408	8,455	8,501	8,547
39009	39009-Improv. to Leased Premises	1,267,195	1,267,195	1,267,195	1,267,195	1,267,195	1,267,195	1,267,195	1,267,195	1,267,195	1,267,195	1,267,195	1,267,195	1,267,195	1,267,195	1,267,195	1,267,195
39100	39100-Office Furniture & Equipment	1,360,179	1,473,706	1,314,880	1,322,382	1,329,933	1,337,486	1,345,040	1,352,594	1,360,147	1,367,718	1,375,288	1,382,859	1,390,429	1,398,000	1,405,571	1,413,141
39103	Office Machines			-	-	-	-	-	-	-	-	-	-	-	-	-	-
39200	39200-Transportation Equipment	65,763	75,817	61,741	62,411	63,082	63,752	64,422	65,093	65,763	66,433	67,103	67,774	68,444	69,114	69,784	70,455
39202	39202-WKG Trailers	6,623	8,658	5,809	5,944	6,080	6,216	6,351	6,487	6,623	6,758	6,894	7,030	7,166	7,301	7,437	7,573
39400	39400-Tools, Shop, & Garage Equip.	2,872,494	3,345,740	2,689,000	2,714,392	2,746,998	2,779,611	2,812,225	2,844,838	2,866,235	2,899,823	2,929,859	2,963,859	2,997,859	3,031,860	3,065,860	3,099,860
39603	39603-Ditchers	-	-	-	-	-	-	-	-	-	-	-	-	-	-	-	-
39604	39604-Backhoes	-	-	-	-	-	-	-	-	-	-	-	-	-	-	-	-
39605	39605-Welders	-	-	-	-	-	-	-	-	-	-	-	-	-	-	-	-
39700	39700-Communication Equipment	330,551	366,653	316,289	318,653	321,017	323,381	325,745	328,109	330,474	332,885	335,297	337,709	340,121	342,533	344,945	347,357
39701	Communication Equip.	-	-	-	-	-	-	-	-	-	-	-	-	-	-	-	-
39702	Communication Equip.	-	-	-	-	-	-	-	-	-	-	-	-	-	-	-	-
39705	39705-Comm. Equip. - Telemetering	-	-	-	-	-	-	-	-	-	-	-	-	-	-	-	-
39800	39800-Miscellaneous Equipment	1,315,747	1,548,948	1,235,731	1,248,946	1,262,284	1,274,400	1,285,413	1,299,477	1,313,573	1,328,284	1,340,050	1,354,897	1,371,057	1,387,217	1,403,377	1,419,537
39901	Servers Hardware	19,809	21,595	18,278	18,533	18,789	19,044	19,299	19,554	19,809	20,064	20,319	20,575	20,830	21,085	21,340	21,595
39902	Servers Software	-	-	-	-	-	-	-	-	-	-	-	-	-	-	-	-
39903	39903-Oth Tang Prop - Network - H/W	-	-	-	-	-	-	-	-	-	-	-	-	-	-	-	-
39906	39906-Oth Tang Prop - PC Hardware	495,078	530,003	509,873	525,120	540,366	555,612	557,899	572,881	420,299	431,355	442,410	453,466	464,521	475,577	486,632	497,688
39907	39907-Oth Tang Prop - PC Software	-	-	-	-	-	-	-	-	-	-	-	-	-	-	-	-
39908	39908-Oth Tang Prop - Appl Software	-	-	-	-	-	-	-	-	-	-	-	-	-	-	-	-
RWIP	RWIP	(1,782,539)	(1,655,581)	(1,884,164)	(1,941,973)	(2,083,187)	(1,972,224)	(1,923,281)	(1,779,119)	(1,655,581)	(1,655,581)	(1,655,581)	(1,655,581)	(1,655,581)	(1,655,581)	(1,655,581)	(1,655,581)
009 - Kentucky Division Total		**186,306,986**	**204,216,911**	**180,273,795**	**180,997,677**	**182,145,927**	**182,937,645**	**184,083,702**	**185,385,609**	**185,582,775**	**186,776,311**	**188,110,547**	**189,511,778**	**190,789,780**	**192,051,762**	**193,343,505**	**194,652,233**
PRP Reserve Oct 22 - June 24 Adj																	
	37601-Mains - Steel			***(2,612,189)***	***(2,623,982)***	***(2,627,329)***	***(2,657,107)***	***(2,987,194)***	***(3,024,997)***	***(3,293,622)***							
	37602-Mains - Plastic			***(1,447,694)***	***(1,443,432)***	***(1,471,218)***	***(1,499,484)***	***(1,524,605)***	***(1,549,993)***	***(1,646,686)***							
	37800-Meas. And Reg. Sta. E			***(2,625)***	***(2,629)***	***(2,634)***	***(2,639)***	***(2,644)***	***(2,649)***	***(2,654)***							
	38000-Services			***(4,621,155)***	***(5,142,330)***	***(5,197,932)***	***(6,174,900)***	***(6,503,720)***	***(6,507,916)***	***(6,953,341)***							
	Total PRP			***(8,683,663)***	***(9,212,373)***	***(9,299,113)***	***(10,334,131)***	***(11,018,163)***	***(11,085,555)***	***(11,896,302)***							

Division utility_account	13 Month Average	13 Month Average	Actual Dec-23	Actual Jan-24	Actual Feb-24	Actual Mar-24	Actual Apr-24	Actual May-24	Actual Jun-24	Projected Jul-24	Projected Aug-24	Projected Sep-24	Projected Oct-24	Projected Nov-24	Projected Dec-24	Projected Jan-25
Per Books Total KY Division	**186,306,986**	**204,216,911**	**171,590,132**	**171,785,304**	**172,846,814**	**172,603,514**	**173,065,539**	**174,300,054**	**173,686,473**	**186,776,311**	**188,110,547**	**189,511,778**	**190,789,780**	**192,051,762**	**193,343,505**	**194,652,233**
Check			**(171,590,132)**	**(171,785,304)**	**(172,846,814)**	**(172,603,514)**	**(173,065,539)**	**(174,300,054)**	**(173,686,473)**							
Capitalized Depreciation																
009 - Kentucky Division																
39200 39200-Transportation Equipment																
39202 39202-WKG Trailers																
39400 39400-Tools, Shop, & Garage Equip.																
39603 39603-Ditchers																
39604 39604-Backhoes																
39605 39605-Welders																
009 - Kentucky Division Total																
091 - Brentwood Division																
39200 39200-Trans Equip- Group																
39400 39400-Tools, Shop, & Garage Equip.																
39600 39600-Power Operated Equipment																
091 - Brentwood Division Total																
Allocated																
GRV	85,094	91,895	82,246	82,730	83,214	83,698	84,181	84,665	85,149	85,599	86,049	86,499	86,948	87,398	87,848	88,298
AEAM	1,414,958	1,708,582	1,327,432	1,340,361	1,353,583	1,366,547	1,380,390	1,394,231	1,408,095	1,425,224	1,442,839	1,460,938	1,479,351	1,498,161	1,517,304	1,536,940
ALGN	435,701	509,848	406,623	411,358	416,093	420,828	425,561	430,294	435,021	440,174	445,327	450,480	455,633	460,786	465,939	471,091
002 - Dallas Atmos Rate Division	3,999,785	4,987,325	3,691,503	3,738,879	3,785,356	3,832,704	3,877,899	3,924,692	3,974,637	4,036,124	4,098,628	4,162,142	4,226,316	4,291,316	4,357,014	4,423,743
CKV	180,347	199,435	174,591	175,979	177,367	177,807	179,194	180,601	178,660	180,003	181,349	182,701	184,057	185,419	186,787	188,163
012 - Call Center Division	4,449,304	5,090,604	4,208,809	4,246,998	4,285,594	4,323,805	4,362,015	4,400,228	4,440,110	4,484,884	4,529,686	4,573,661	4,617,658	4,661,705	4,705,797	4,749,953
091 - Brentwood Division	92,757	102,049	95,480	96,699	97,918	87,481	88,625	89,768	90,890	91,540	92,190	92,840	93,489	94,139	94,789	95,439
009 - Kentucky Division	186,306,986	204,216,911	180,273,795	180,997,677	182,145,927	182,937,645	184,083,702	185,385,609	185,582,775	186,776,311	188,110,547	189,511,778	190,789,780	192,051,762	193,343,505	194,652,233
TOTAL	**196,964,933**	**216,906,649**	**190,260,479**	**191,090,681**	**192,345,051**	**193,230,514**	**194,481,569**	**195,890,090**	**196,195,337**	**197,519,858**	**198,986,615**	**200,521,039**	**201,933,232**	**203,330,685**	**204,758,983**	**206,205,859**

Note:

Division	utility_account	13 Month Average	13 Month Average	Actual Dec-23	Actual Jan-24	Actual Feb-24	Actual Mar-24	Actual Apr-24	Actual May-24	Actual Jun-24	Projected Jul-24	Projected Aug-24	Projected Sep-24	Projected Oct-24	Projected Nov-24	Projected Dec-24	Projected Jan-25

1. This amount relates to the reclass of depreciaiton and amortization expense due to the Willis Towers Watson identified adjustment during years 2018-2021. This amount began being amortized in November 2021 and will continue for 5 years.

002 - Dallas Atmos Rate Division
012 - Call Center Division
091 - Brentwood Division
009 - Kentucky Division

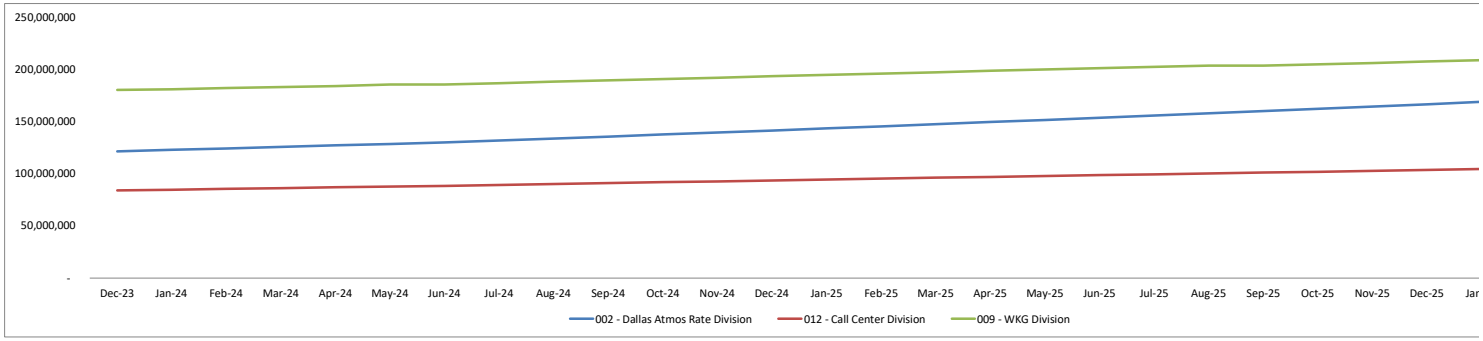

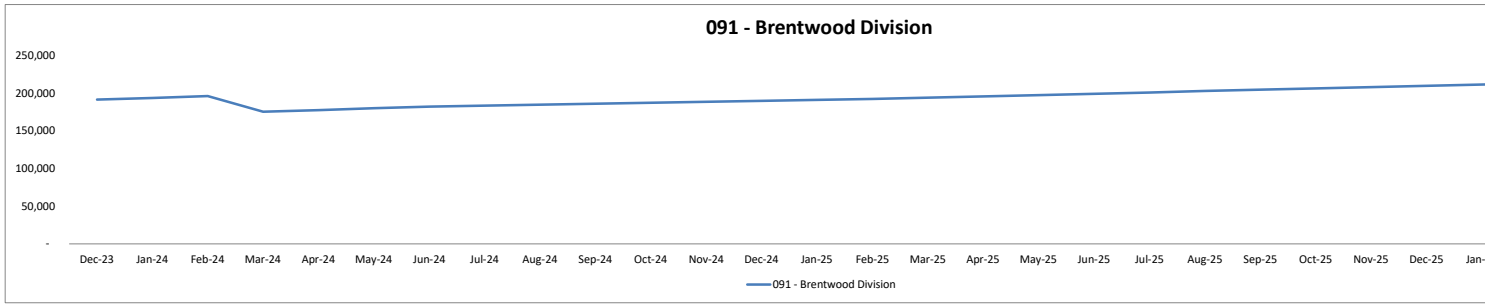

e Balance

Division	utility_account	Projected Feb-25	Projected Mar-25	Projected Apr-25	Projected May-25	Projected Jun-25	Projected Jul-25	Projected Aug-25	Projected Sep-25	Projected Oct-25	Projected Nov-25	Projected Dec-25	Projected Jan-26	Projected Feb-26	Projected Mar-26	13-Month Average
				Forecast Test Period												
002 - Dallas Atmos Rate Division																
39000	39000-Structures & Improvements	1,392,565	1,404,037	1,415,457	1,426,834	1,438,147	1,449,414	1,460,647	1,471,844	1,483,016	1,494,156	1,505,269	1,516,342	1,527,376	1,538,371	**1,471,608**
39005	39005-G-Structures & Improvements	5,848,729	5,878,251	5,907,772	5,937,294	5,966,816	5,996,338	6,025,860	6,055,381	6,084,903	6,114,425	6,143,947	6,173,469	6,202,991	6,232,512	**6,055,381**
39009	39009-Improv. to Leased Premises	10,501,149	10,554,744	10,602,123	10,650,434	10,700,104	10,750,729	10,802,113	10,854,233	10,906,896	10,960,241	11,014,161	11,068,931	11,124,540	11,180,975	**10,859,248**
39020	Struct & Improv AEAM	2,081	2,130	2,179	2,228	2,276	2,325	2,374	2,423	2,472	2,521	2,570	2,618	2,667	2,716	**2,423**
39029	Improv-Leased AEAM	16,920	17,154	17,356	17,558	17,760	17,962	18,164	18,367	18,569	18,771	18,973	19,175	19,377	19,579	**18,367**
39100	39100-Office Furniture & Equipment	3,677,367	3,717,685	3,757,272	3,797,485	3,838,608	3,880,372	3,922,644	3,965,410	4,008,540	4,052,127	4,096,099	4,140,642	4,185,746	4,231,405	**3,968,772**
39102	39102-Remittance Processing Equipment	1	1	1	1	1	1	1	1	1	1	1	1	1	1	**1**
39103	39103-Office Furn. - Copiers & Type	0	0	0	0	0	0	0	0	0	0	0	0	0	0	**-**
39104	39104-G-Office Furniture & Equip.	52,687	53,078	53,455	53,831	54,208	54,584	54,961	55,337	55,714	56,090	56,467	56,843	57,220	57,596	**55,337**
39120	Off Furn & Equip-AEAM	187,675	189,368	191,000	192,632	194,264	195,896	197,528	199,159	200,791	202,423	204,055	205,687	207,319	208,950	**199,159**
39200	39200-Transportation Equipment	215,754	217,407	219,139	220,871	222,603	224,335	226,067	227,799	229,531	231,263	232,995	234,727	236,459	238,192	**227,799**
39300	39300-Stores Equipment	-	-	-	-	-	-	-	-	-	-	-	-	-	-	**-**
39400	39400-Tools, Shop, & Garage Equip.	25,091	25,419	25,731	26,044	26,356	26,668	26,981	27,293	27,606	27,918	28,230	28,543	28,855	29,168	**27,293**
39420	Tools And Garage-AEAM	388	388	388	388	388	388	388	388	388	388	388	388	388	388	**388**
39500	39500-Laboratory Equipment	-	-	-	-	-	-	-	-	-	-	-	-	-	-	**-**
39700	39700-Communication Equipment	126,255	129,813	133,213	136,651	140,144	143,674	147,235	150,826	154,438	158,078	161,741	165,437	169,168	172,931	**151,027**
39720	Commun Equip AEAM	11,664	12,098	12,507	12,916	13,325	13,734	14,143	14,552	14,961	15,370	15,780	16,189	16,598	17,007	**14,552**
39800	39800-Miscellaneous Equipment	46,923	47,574	48,204	48,833	49,463	50,092	50,722	51,352	51,981	52,611	53,240	53,870	54,500	55,129	**51,352**
39820	Misc Equip - AEAM	2,925	2,988	3,050	3,112	3,174	3,235	3,297	3,359	3,421	3,482	3,544	3,606	3,667	3,729	**3,359**
39900	39900-Other Tangible Equipm	(0)	(0)	(0)	(0)	(0)	(0)	(0)	(0)	(0)	(0)	(0)	(0)	(0)	(0)	**-**
39901	39901-Oth Tang Prop - Servers - H/W	6,345,789	6,769,371	7,172,575	7,575,784	7,979,001	8,382,222	8,785,446	9,188,675	9,591,906	9,995,141	10,398,379	10,801,621	11,204,867	11,608,118	**9,188,701**
39902	39902-Oth Tang Prop - Servers - S/W	8,831,673	9,075,597	9,328,003	9,597,929	9,893,422	10,206,854	10,534,573	10,876,127	11,227,890	11,592,480	11,967,883	12,359,268	12,766,433	13,189,129	**10,970,430**
39903	39903-Oth Tang Prop - Network - H/W	1,495,985	1,536,650	1,581,306	1,626,212	1,671,483	1,717,011	1,762,742	1,808,671	1,854,746	1,901,004	1,947,416	1,994,057	2,040,923	2,088,010	**1,810,018**
39904	39904-Oth Tang Prop - CPU	-	-	-	-	-	-	-	-	-	-	-	-	-	-	**-**
39905	39905-Oth Tang Prop - MF Hardware	-	-	-	-	-	-	-	-	-	-	-	-	-	-	**-**
39906	39906-Oth Tang Prop - PC Hardware	1,315,961	1,383,711	1,459,038	1,534,344	1,609,621	1,684,877	1,760,117	1,835,340	1,910,552	1,985,749	2,060,934	2,136,100	2,211,248	2,286,379	**1,835,232**
39907	39907-Oth Tang Prop - PC Software	64,102	64,843	65,647	66,450	67,254	68,058	68,862	69,666	70,470	71,274	72,077	72,881	73,685	74,489	**69,666**
39908	39908-Oth Tang Prop - Appl Software	64,086,244	64,741,881	65,348,422	65,958,990	66,575,435	67,196,003	67,819,855	68,446,887	69,076,265	69,708,592	70,343,404	70,981,889	71,624,002	72,269,684	**68,468,562**
39909	39909-Oth Tang Prop - Mainframe S/W	-	-	-	-	-	-	-	-	-	-	-	-	-	-	**-**
39921	Servers-Hardware-AEAM	1,906,260	2,027,567	2,153,389	2,287,997	2,435,427	2,591,852	2,755,442	2,925,971	3,101,618	3,283,699	3,471,202	3,666,719	3,870,150	4,081,370	**2,973,262**
39922	Servers-Software-AEAM	2,975,436	3,023,497	3,069,162	3,114,826	3,160,491	3,206,156	3,251,821	3,297,486	3,343,151	3,388,816	3,434,481	3,480,145	3,525,810	3,571,475	**3,297,486**
39923	Network Hardware-AEAM	159,861	168,046	177,535	187,498	198,153	209,295	220,823	232,727	244,906	257,434	270,254	283,507	297,187	311,289	**235,281**
39924	39924-Oth Tang Prop - Gen.	-	-	-	-	-	-	-	-	-	-	-	-	-	-	**-**
39926	Pc Hardware-AEAM	38,762	40,950	43,384	45,818	48,251	50,685	53,119	55,552	57,986	60,420	62,853	65,287	67,721	70,154	**55,552**
39928	Application SW-AEAM	22,540,153	22,726,327	22,897,213	23,068,098	23,238,984	23,409,869	23,580,755	23,751,640	23,922,526	24,093,411	24,264,297	24,435,183	24,606,068	24,776,954	**23,751,640**
39931	ALGN-Servers-Hardware	250,139	253,434	256,570	259,706	262,842	265,978	269,114	272,251	275,387	278,523	281,659	284,795	287,931	291,068	**272,251**
39932	ALGN-Servers-Software	464,008	470,952	477,550	484,148	490,746	497,344	503,942	510,540	517,138	523,736	530,333	536,931	543,529	550,127	**510,540**
39938	ALGN-Application SW	12,515,088	12,647,987	12,769,973	12,891,958	13,013,944	13,135,929	13,257,915	13,379,900	13,501,886	13,623,871	13,745,857	13,867,842	13,989,828	14,111,813	**13,379,900**
RWIP	RWIP	-	-	-	-	-	-	-	-	-	-	-	-	-	-	**-**
ADJ	WTW Adjustment (1)	309,313	293,848	278,382	262,916	247,451	231,985	216,519	201,054	185,588	170,122	154,657	139,191	123,725	108,260	**201,054**
002 - Dallas Atmos Rate Division Total		**145,406,947**	**147,476,793**	**149,466,995**	**151,489,787**	**153,560,142**	**155,663,867**	**157,794,170**	**159,950,211**	**162,125,243**	**164,324,138**	**166,543,146**	**168,791,886**	**171,069,981**	**173,376,968**	**160,125,641**
012 - Call Center Division																
38900	38900-Land	-	-	-	-	-	-	-	-	-	-	-	-	-	-	**-**
38910	38910-CKV-Land & Land Rights	-	-	-	-	-	-	-	-	-	-	-	-	-	-	**-**
39000	39000-Structures & Improvements	4,533,434	4,560,337	4,587,250	4,614,170	4,641,099	4,668,034	4,694,973	4,721,918	4,748,864	4,775,816	4,802,773	4,829,737	4,856,708	4,883,687	**4,721,951**
39009	39009-Improv. to Leased Premises	2,455,801	2,469,355	2,481,060	2,492,764	2,504,469	2,516,174	2,527,879	2,539,584	2,551,288	2,562,993	2,574,698	2,586,403	2,598,107	2,609,812	**2,539,584**
39010	39010-CKV-Structures & Improvements	5,396,448	5,421,419	5,446,391	5,471,363	5,496,334	5,521,306	5,546,277	5,571,249	5,596,220	5,621,192	5,646,163	5,671,135	5,696,107	5,721,078	**5,571,249**
39100	39100-Office Furniture & Equipment	1,629,681	1,644,697	1,659,168	1,673,638	1,688,108	1,702,579	1,717,049	1,731,519	1,745,990	1,760,460	1,774,930	1,789,401	1,803,871	1,818,342	**1,731,519**
39101	Office Furniture And	-	-	-	-	-	-	-	-	-	-	-	-	-	-	**-**
39102	Remittance Processing	-	-	-	-	-	-	-	-	-	-	-	-	-	-	**-**
39103	39103-Office Furn. - Copiers & Type	-	-	-	-	-	-	-	-	-	-	-	-	-	-	**-**
39110	CKV-Office Furn & Eq	155,518	160,307	165,060	169,935	174,924	180,011	185,152	190,370	195,624	200,954	206,357	211,858	217,470	223,194	**190,863**
39210	CKV-Transportation Eq	75,449	75,449	75,449	75,449	75,449	75,449	75,449	75,449	75,449	75,449	75,449	75,449	75,449	75,449	**75,449**
39410	CKV-Tools Shop Garage	303,879	311,463	318,735	326,039	333,373	340,733	348,107	355,501	362,905	370,329	377,773	385,242	392,741	400,269	**355,631**
39510	CKV-Laboratory Equip	125	125	125	125	125	125	125	125	125	125	125	125	125	125	**125**
39700	39700-Communication Equipment	1,770,060	1,780,773	1,790,881	1,800,989	1,811,096	1,821,204	1,831,311	1,841,419	1,851,527	1,861,634	1,871,742	1,881,850	1,891,957	1,902,065	**1,841,419**
39710	39710-CKV-Communication Equipment	(39,972)	(39,452)	(38,962)	(38,471)	(37,981)	(37,490)	(37,000)	(36,509)	(36,019)	(35,528)	(35,038)	(34,547)	(34,057)	(33,566)	**(36,509)**
39800	39800-Miscellaneous Equipment	33,907	34,711	35,489	36,267	37,045	37,823	38,601	39,379	40,156	40,934	41,712	42,490	43,268	44,046	**39,379**
39810	CKV-Misc Equipment	236,958	241,127	245,253	249,463	253,752	258,109	262,503	266,950	271,422	275,947	280,522	285,165	289,884	294,682	**267,291**
39900	39900-Other Tangible Property	(154,265)	(154,265)	(154,265)	(154,265)	(154,265)	(154,265)	(154,265)	(154,265)	(154,265)	(154,265)	(154,265)	(154,265)	(154,265)	(154,265)	**(154,265)**
39901	39901-Oth Tang Prop - Servers - H/W	3,438,151	3,500,779	3,560,393	3,620,008	3,679,622	3,739,237	3,798,851	3,858,466	3,918,080	3,977,695	4,037,309	4,096,924	4,156,538	4,216,153	**3,858,466**
39902	39902-Oth Tang Prop - Servers - S/W	1,836,405	1,836,405	1,836,405	1,836,405	1,836,405	1,836,405	1,836,405	1,836,405	1,836,405	1,836,405	1,836,405	1,836,405	1,836,405	1,836,405	**1,836,405**
39903	39903-Oth Tang Prop - Network - H/W	285,743	291,424	297,621	303,819	310,016	316,213	322,410	328,608	334,805	341,002	347,199	353,396	359,594	365,791	**328,608**
39906	39906-Oth Tang Prop - PC Hardware	388,753	413,748	441,547	469,346	497,145	524,943	552,742	580,541	608,339	636,138	663,937	691,735	719,534	747,333	**580,541**
39907	39907-Oth Tang Prop - PC Software	(57,199)	(57,199)	(57,199)	(57,199)	(57,199)	(57,199)	(57,199)	(57,199)	(57,199)	(57,199)	(57,199)	(57,199)	(57,199)	(57,199)	**(57,199)**
39908	39908-Oth Tang Prop - Appl Software	72,755,479	73,425,586	74,042,164	74,660,065	75,279,202	75,899,407	76,520,201	77,141,830	77,763,850	78,386,703	79,010,340	79,635,044	80,260,960	80,888,094	**77,147,188**
39910	39910-CKV-Other Tangible Property	177,355	180,326	183,260	186,289	189,407	192,600	195,836	199,131	202,454	205,837	209,275	212,790	216,391	220,079	**199,513**
39916	39916-CKV-Oth Tang Prop-PC Hardware	85,084	86,821	88,754	90,686	92,618	94,551	96,483	98,415	100,347	102,280	104,212	106,144	108,076	110,009	**98,415**
39917	39917-CKV-Oth Tang Prop-PC Software	(26,795)	(26,766)	(26,734)	(26,701)	(26,669)	(26,637)	(26,605)	(26,573)	(26,541)	(26,509)	(26,477)	(26,445)	(26,413)	(26,381)	**(26,573)**
39918	CKV-Oth Tang Prop-App	(9,966)	(9,966)	(9,966)	(9,966)	(9,966)	(9,966)	(9,966)	(9,966)	(9,966)	(9,966)	(9,966)	(9,966)	(9,966)	(9,966)	**(9,966)**
39924	Oth Tang Prop - Gen.	-	-	-	-	-	-	-	-	-	-	-	-	-	-	**-**
RWIP	RWIP	-	-	-	-	-	-	-	-	-	-	-	-	-	-	**-**
012 - Call Center Division Total		**95,270,032**	**96,147,206**	**96,967,880**	**97,790,217**	**98,614,109**	**99,439,344**	**100,265,319**	**101,092,345**	**101,919,861**	**102,748,426**	**103,577,977**	**104,408,869**	**105,241,285**	**106,075,234**	**101,099,084**
091 - Brentwood Division																
30100	30100-Organization	-	-	-	-	-	-	-	-	-	-	-	-	-	-	**-**
30300	30300-Misc. Intangible Plant	-	-	-	-	-	-	-	-	-	-	-	-	-	-	**-**
39001	39001-Structures - Frame	115,821	116,190	116,848	117,506	118,163	118,821	119,478	120,136	120,794	121,451	122,109	122,766	123,424	124,081	**120,136**
39004	39004-Air Conditioning Equipment	15,030	15,113	15,165	15,217	15,269	15,321	15,373	15,425	15,425	15,425	15,425	15,425	15,425	15,425	**15,341**
39009	39009-Improv. to Leased Premises	38,834	38,834	38,834	38,834	38,834	38,834	38,834	38,834	38,834	38,834	38,834	38,834	38,834	38,834	**38,834**

Division	utility_account	Projected Feb-25	Projected Mar-25	Projected Apr-25	Projected May-25	Projected Jun-25	Projected Jul-25	Projected Aug-25	Projected Sep-25	Projected Oct-25	Projected Nov-25	Projected Dec-25	Projected Jan-26	Projected Feb-26	Projected Mar-26	13-Month Average
39100	39100-Office Furniture & Equipment	7,548	7,661	7,805	7,949	8,093	8,238	8,382	8,526	8,671	8,815	8,959	9,103	9,248	9,392	**8,526**
39101	Office Furniture And	-	-	-	-	-	-	-	-	-	-	-	-	-	-	
39103	Office Machines	-	-	-	-	-	-	-	-	-	-	-	-	-	-	
39200	39200-Trans Equip- Group	(2,187)	(2,169)	(2,138)	(2,107)	(2,075)	(2,044)	(2,013)	(1,982)	(1,951)	(1,920)	(1,889)	(1,858)	(1,826)	(1,795)	**(1,982)**
39300	Stores Equipment	-	-	-	-	-	-	-	-	-	-	-	-	-	-	
39400	39400-Tools, Shop, & Garage Equip.	50,062	50,504	51,064	51,623	52,183	52,742	53,301	53,861	54,420	54,980	55,539	56,098	56,658	57,217	**53,861**
39600	39600-Power Operated Equipment	2,462	2,502	2,584	2,666	2,748	2,830	2,913	2,995	3,077	3,159	3,241	3,323	3,405	3,488	**2,995**
39700	39700-Communication Equipment	(22,067)	(22,067)	(22,067)	(22,067)	(22,067)	(22,067)	(22,067)	(22,067)	(22,067)	(22,067)	(22,067)	(22,067)	(22,067)	(22,067)	**(22,067)**
39701	Communication Equip.	-	-	-	-	-	-	-	-	-	-	-	-	-	-	
39702	Communication Equip.	-	-	-	-	-	-	-	-	-	-	-	-	-	-	
39800	39800-Miscellaneous Equipment	(126,994)	(126,994)	(126,994)	(126,994)	(126,994)	(126,994)	(126,994)	(126,994)	(126,994)	(126,994)	(126,994)	(126,994)	(126,994)	(126,994)	**(126,994)**
39900	39900-Other Tangible Property	-	-	-	-	-	-	-	-	-	-	-	-	-	-	**-**
39901	39901-Oth Tang Prop - Servers - H/W	-	-	-	-	-	-	-	-	-	-	-	-	-	-	**-**
39902	39902-Oth Tang Prop - Servers - S/W	-	-	-	-	-	-	-	-	-	-	-	-	-	-	**-**
39903	39903-Oth Tang Prop - Network - H/W	17,743	17,979	18,238	18,496	18,755	19,014	19,273	19,532	19,791	20,050	20,309	20,567	20,826	21,085	**19,532**
39906	39906-Oth Tang Prop - PC Hardware	-	-	-	-	-	-	-	-	-	-	-	-	-	-	**-**
39907	39907-Oth Tang Prop - PC Software	43,522	43,522	43,522	43,522	43,522	43,522	43,522	43,522	43,522	43,522	43,522	43,522	43,522	43,522	**43,522**
39908	39908-Oth Tang Prop - Appl Software	-	-	-	-	-	-	-	-	-	-	-	-	-	-	**-**
RWIP	RWIP	52,517	52,517	52,517	52,517	52,517	52,517	52,517	52,517	52,517	52,517	52,517	52,517	52,517	52,517	**52,517**
091 - Brentwood Division Total		**192,292**	**193,592**	**195,378**	**197,163**	**198,949**	**200,734**	**202,520**	**204,305**	**206,038**	**207,772**	**209,505**	**211,239**	**212,972**	**214,706**	**204,221**

Division	utility_account	Projected Feb-25	Projected Mar-25	Projected Apr-25	Projected May-25	Projected Jun-25	Projected Jul-25	Projected Aug-25	Projected Sep-25	Projected Oct-25	Projected Nov-25	Projected Dec-25	Projected Jan-26	Projected Feb-26	Projected Mar-26	13-Month Average
009 - WKG Division																
30100	30100-Organization	8,330	8,330	8,330	8,330	8,330	8,330	8,330	8,330	8,330	8,330	8,330	8,330	8,330	8,330	**8,330**
30200	30200-Franchises & Consents	119,853	119,853	119,853	119,853	119,853	119,853	119,853	119,853	119,853	119,853	119,853	119,853	119,853	119,853	**119,853**
32540	32540-Rights-of-Way	-	-	-	-	-	-	-	-	-	-	-	-	-	-	**-**
33202	33202-Tributary Lines	-	-	-	-	-	-	-	-	-	-	-	-	-	-	**-**
33400	33400-Field Meas. & Reg. Sta. Equip	-	-	-	-	-	-	-	-	-	-	-	-	-	-	**-**
35010	35010-Land	-	-	-	-	-	-	-	-	-	-	-	-	-	-	**-**
35020	35020-Rights of Ways	4,182	4,185	4,187	4,190	4,193	4,195	4,198	4,200	4,203	4,206	4,208	4,211	4,214	4,216	**4,200**
35100	35100-Structures & Improvements	7,691	7,716	7,740	7,765	7,789	7,814	7,838	7,863	7,887	7,912	7,936	7,961	7,985	8,010	**7,863**
35102	35102-Compressor Station Equipment	118,653	118,909	119,164	119,419	119,674	119,929	120,184	120,440	120,695	120,950	121,205	121,460	121,715	121,971	**120,440**
35103	35103-Meas. & Reg. Sta. Structures	20,715	20,737	20,758	20,779	20,800	20,821	20,843	20,864	20,885	20,906	20,927	20,949	20,970	20,991	**20,864**
35104	35104-Other Structures	104,897	105,055	105,213	105,371	105,529	105,687	105,845	106,003	106,161	106,319	106,477	106,636	106,794	106,952	**106,003**
35200	35200-Wells	2,329,515	2,346,900	2,364,286	2,381,671	2,400,345	2,419,018	2,440,251	2,461,483	2,482,715	2,503,948	2,525,180	2,546,412	2,567,645	2,588,877	**2,463,749**
35201	35201-Well Construction	1,486,661	1,488,928	1,491,195	1,493,461	1,495,728	1,497,995	1,500,261	1,502,528	1,504,795	1,507,061	1,509,328	1,511,595	1,513,861	1,516,128	**1,502,528**
35202	35202-Well Equipment	468,988	469,756	470,523	471,291	472,058	472,826	473,593	474,361	475,128	475,895	476,663	477,430	478,198	478,965	**474,361**
35203	35203-Cushion Gas	689,158	691,135	693,112	695,090	697,067	699,044	701,021	702,999	704,976	706,953	708,931	710,908	712,885	714,863	**702,999**
35210	35210-Leaseholds	166,745	166,829	166,912	166,995	167,078	167,162	167,245	167,328	167,412	167,495	167,578	167,662	167,745	167,828	**167,328**
35211	35211-Storage Rights	44,366	44,413	44,459	44,505	44,552	44,598	44,645	44,691	44,738	44,784	44,830	44,877	44,923	44,970	**44,691**
35301	35301-Field Lines	104,277	104,461	104,645	104,829	105,014	105,198	105,382	105,566	105,750	105,934	106,118	106,302	106,486	106,671	**105,566**
35302	35302-Tributary Lines	152,208	152,428	152,648	152,868	153,087	153,307	153,527	153,747	153,967	154,186	154,406	154,626	154,846	155,066	**153,747**
35400	35400-Compressor Station Equipment	501,964	527,708	553,452	579,196	604,940	630,684	656,428	682,172	707,916	733,660	759,403	785,147	810,891	836,635	**682,172**
35500	35500-Meas. & Reg. Equipment	164,081	164,506	164,932	165,358	165,783	166,209	166,634	167,060	167,485	167,911	168,336	168,762	169,188	169,613	**167,060**
35600	35600-Purification Equipment	303,268	306,034	308,799	311,565	314,331	317,096	319,862	322,628	325,393	328,159	330,924	333,690	336,456	339,221	**322,628**
36510	36510-Land & Land Rights	-	-	-	-	-	-	-	-	-	-	-	-	-	-	**-**
36520	36520-Rights-Of-Way	583,111	583,725	584,340	584,955	585,570	586,184	586,799	587,414	588,028	588,643	589,258	589,872	590,487	591,102	**587,414**
36602	36602-Structures & Improvements	26,499	26,874	27,248	27,623	27,998	28,372	28,747	29,122	29,496	29,871	30,245	30,620	30,995	31,369	**29,122**
36603	36603-Other Structures	62,894	62,894	62,894	62,894	62,894	62,894	62,894	62,894	62,894	62,894	62,894	62,894	62,894	62,894	**62,894**
36700	36700-Mains - Cathodic Protection	32,301	32,424	32,548	32,671	32,794	32,917	33,040	33,163	33,287	33,410	33,533	33,656	33,779	33,903	**33,163**
36701	36701-Mains - Steel	17,820,105	17,852,106	17,884,107	17,916,108	17,948,109	17,980,110	18,012,111	18,044,112	18,076,113	18,108,114	18,140,115	18,172,116	18,204,117	18,236,118	**18,044,112**
36703	36703-Mains - Anodes	11,133	11,180	11,180	11,180	11,180	11,180	11,180	11,180	11,180	11,180	11,180	11,180	11,180	11,180	**11,180**
36900	36900-Meas. & Reg. Sta. Equipment	599,680	602,663	605,645	608,628	611,611	614,593	617,576	620,559	623,542	626,524	629,507	632,490	635,472	638,455	**620,559**
36901	36901-Meas. & Reg. Sta. Equipment	2,000,049	2,003,435	2,006,820	2,010,205	2,013,591	2,016,976	2,020,361	2,023,747	2,027,132	2,030,517	2,033,903	2,037,288	2,040,673	2,044,059	**2,023,747**
37400	37400-Land & Land Rights	-	-	-	-	-	-	-	-	-	-	-	-	-	-	**-**
37401	37401-Land	-	-	-	-	-	-	-	-	-	-	-	-	-	-	**-**
37402	37402-Land Rights	612,390	616,928	621,467	626,006	630,544	635,083	639,622	644,160	648,699	653,238	657,776	662,315	666,853	671,392	**644,160**
37403	37403-Land Other	-	-	-	-	-	-	-	-	-	-	-	-	-	-	**-**
37500	37500-Structures & Improvements	133,551	133,954	134,358	134,761	135,165	135,568	135,971	136,375	136,778	137,182	137,585	137,988	138,392	138,795	**136,375**
37501	37501-Structures & Improvements T.B	80,932	81,052	81,172	81,291	81,411	81,531	81,651	81,770	81,890	82,010	82,130	82,250	82,369	82,489	**81,770**
37502	37502-Land Rights	40,322	40,378	40,433	40,489	40,544	40,600	40,655	40,711	40,766	40,822	40,877	40,933	40,989	41,044	**40,711**
37503	37503-Improvements	2,171	2,176	2,180	2,185	2,190	2,195	2,200	2,204	2,209	2,214	2,219	2,224	2,228	2,233	**2,204**
37600	37600-Mains - Cathodic Protection	1,699,414	1,712,688	1,725,963	1,739,237	1,752,511	1,765,786	1,779,060	1,792,334	1,805,609	1,818,883	1,832,157	1,845,432	1,858,706	1,871,980	**1,792,334**
37601	37601-Mains - Steel	29,215,879	29,508,080	29,800,281	30,092,482	30,364,949	30,657,376	30,939,462	30,674,628	30,973,543	31,272,459	31,571,374	31,870,290	32,169,205	32,468,120	**30,950,942**
37602	37602-Mains - Plastic	26,097,750	26,377,544	26,657,544	26,937,761	27,218,126	27,498,714	27,779,416	28,034,015	28,318,247	28,602,665	28,887,268	29,170,902	29,456,010	29,741,303	**28,052,270**
37603	37603 - Mains - Anodes	1,795,031	1,802,490	1,810,116	1,817,967	1,825,714	1,833,716	1,841,422	1,849,464	1,858,236	1,867,100	1,876,055	1,885,103	1,894,243	1,903,475	**1,851,162**
37604	37604-Mains - Leak Clamps	5,417,045	5,445,336	5,473,627	5,501,918	5,530,209	5,558,500	5,586,792	5,615,083	5,643,374	5,671,665	5,699,956	5,728,247	5,756,539	5,784,830	**5,615,083**
37800	37800-Meas. & Reg. Sta. Eq-General	5,102,220	5,149,716	5,197,213	5,244,709	5,292,206	5,339,703	5,387,199	5,161,025	5,209,043	5,257,061	5,305,079	5,353,096	5,401,114	5,449,132	**5,288,177**
37900	37900-Meas. & Reg. - City Gate	1,343,664	1,357,260	1,370,856	1,384,452	1,399,775	1,415,098	1,430,420	1,450,584	1,470,748	1,490,912	1,511,183	1,531,454	1,551,724	1,571,995	**1,456,651**
37905	37905-Meas. & Reg. Sta. Equip T.B.	1,046,607	1,049,715	1,052,822	1,055,929	1,059,036	1,062,144	1,065,251	1,068,358	1,071,465	1,074,573	1,077,680	1,080,787	1,083,894	1,087,002	**1,068,358**
38000	38000-Services	37,929,473	38,053,500	38,180,487	38,312,511	38,440,703	38,574,784	38,693,872	38,822,001	38,952,277	39,083,389	39,215,338	39,348,123	39,481,744	39,616,202	**38,828,841**
38100	38100-Meters	23,373,816	23,506,716	23,641,309	23,778,157	23,914,349	24,053,072	24,188,641	23,663,510	23,816,487	23,970,457	24,125,419	24,281,374	24,438,322	24,596,262	**23,998,006**
38200	38200-Meter Installations	21,735,300	21,875,599	22,016,218	22,157,362	22,298,364	22,440,000	22,579,625	22,720,327	22,860,211	23,000,196	23,140,282	23,280,469	23,420,757	23,561,146	**22,719,274**
38300	38300-House Regulators	396,550	406,950	417,350	427,750	438,150	448,550	458,950	469,350	479,750	490,150	500,550	510,949	521,349	531,749	**469,350**
38400	38400-House Reg. Installations	122,790	123,823	124,857	125,890	126,924	127,957	128,991	130,024	131,057	132,091	133,124	134,158	135,191	136,225	**130,024**
38500	38500-Ind. Meas. & Reg. Sta. Equip	3,033,863	3,041,975	3,050,086	3,058,198	3,066,310	3,074,421	3,082,533	3,090,645	3,098,756	3,106,868	3,114,980	3,123,091	3,131,203	3,139,315	**3,090,645**
38900	38900-Land & Land Rights	-	-	-	-	-	-	-	-	-	-	-	-	-	-	**-**
39000	39000-Structures & Improvements	1,837,971	1,856,474	1,874,978	1,893,481	1,911,985	1,930,488	1,948,992	1,967,945	1,986,897	2,005,850	2,024,803	2,043,755	2,062,708	2,081,660	**1,968,463**
39002	39002-Structures - Brick	116,363	116,713	117,064	117,414	117,765	118,115	118,466	118,817	119,167	119,518	119,868	120,219	120,569	120,920	**118,817**
39003	39003-Improvements	322,649	324,424	326,200	327,975	329,750	331,525	333,300	335,075	336,851	338,626	340,401	342,176	343,951	345,727	**335,075**
39004	39004-Air Conditioning Equipment	8,593	8,639	8,685	8,731	8,777	8,823	8,869	8,916	8,962	9,008	9,054	9,100	9,146	9,192	**8,916**
39009	39009-Improv. to Leased Premises	1,267,195	1,267,195	1,267,195	1,267,195	1,267,195	1,267,195	1,267,195	1,267,195	1,267,195	1,267,195	1,267,195	1,267,195	1,267,195	1,267,195	**1,267,195**
39100	39100-Office Furniture & Equipment	1,420,712	1,428,282	1,435,853	1,443,423	1,450,994	1,458,565	1,466,135	1,473,706	1,481,276	1,488,847	1,496,418	1,503,988	1,511,559	1,519,129	**1,473,706**
39103	Office Machines	-	-	-	-	-	-	-	-	-	-	-	-	-	-	
39200	39200-Transportation Equipment	71,125	71,795	72,466	73,136	73,806	74,476	75,147	75,817	76,487	77,158	77,828	78,498	79,168	79,839	**75,817**
39202	39202-WKG Trailers	7,708	7,844	7,980	8,115	8,251	8,387	8,522	8,658	8,794	8,929	9,065	9,201	9,336	9,472	**8,658**
39400	39400-Tools, Shop, & Garage Equip.	3,133,860	3,167,860	3,201,861	3,235,861	3,269,861	3,303,861	3,337,861	3,305,494	3,345,447	3,385,399	3,425,351	3,465,303	3,505,255	3,545,207	**3,345,740**
39603	39603-Ditchers	-	-	-	-	-	-	-	-	-	-	-	-	-	-	**-**
39604	39604-Backhoes	-	-	-	-	-	-	-	-	-	-	-	-	-	-	**-**
39605	39605-Welders	-	-	-	-	-	-	-	-	-	-	-	-	-	-	**-**
39700	39700-Communication Equipment	349,769	352,181	354,593	357,005	359,417	361,829	364,241	366,653	369,065	371,477	373,889	376,301	378,713	381,125	**366,653**
39701	Communication Equip.	-	-	-	-	-	-	-	-	-	-	-	-	-	-	**-**
39702	Communication Equip.	-	-	-	-	-	-	-	-	-	-	-	-	-	-	**-**
39705	39705-Comm. Equip. - Telemetering	-	-	-	-	-	-	-	-	-	-	-	-	-	-	**-**
39800	39800-Miscellaneous Equipment	1,435,697	1,451,857	1,468,017	1,484,177	1,500,337	1,516,497	1,532,658	1,546,719	1,563,659	1,580,599	1,597,539	1,614,479	1,631,419	1,648,359	**1,548,948**
39901	Servers Hardware	21,595	21,595	21,595	21,595	21,595	21,595	21,595	21,595	21,595	21,595	21,595	21,595	21,595	21,595	**21,595**
39902	Servers Software	-	-	-	-	-	-	-	-	-	-	-	-	-	-	**-**
39903	39903-Oth Tang Prop - Network - H/W	-	-	-	-	-	-	-	-	-	-	-	-	-	-	**-**
39906	39906-Oth Tang Prop - PC Hardware	508,743	519,798	530,854	530,854	530,854	530,854	530,854	530,854	530,854	530,854	530,854	530,854	530,854	530,854	**530,003**
39907	39907-Oth Tang Prop - PC Software	-	-	-	-	-	-	-	-	-	-	-	-	-	-	**-**
39908	39908-Oth Tang Prop - Appl Software	-	-	-	-	-	-	-	-	-	-	-	-	-	-	**-**
RWIP	RWIP	(1,655,581)	(1,655,581)	(1,655,581)	(1,655,581)	(1,655,581)	(1,655,581)	(1,655,581)	(1,655,581)	(1,655,581)	(1,655,581)	(1,655,581)	(1,655,581)	(1,655,581)	(1,655,581)	**(1,655,581)**
009 - Kentucky Division Total		**195,956,494**	**197,248,142**	**198,545,088**	**199,839,238**	**201,112,086**	**202,414,421**	**203,688,637**	**203,402,736**	**204,739,775**	**206,079,022**	**207,420,583**	**208,763,197**	**210,109,305**	**211,457,621**	**204,216,915**

PRP Reserve Oct 22 - June 24 Adj

37601-Mains - Steel
37602-Mains - Plastic
37800-Meas. And Reg. Sta. E
38000-Services
Total PRP

Division	utility_account	Projected Feb-25	Projected Mar-25	Projected Apr-25	Projected May-25	Projected Jun-25	Projected Jul-25	Projected Aug-25	Projected Sep-25	Projected Oct-25	Projected Nov-25	Projected Dec-25	Projected Jan-26	Projected Feb-26	Projected Mar-26	13-Month Average
Per Books Total KY Division		**195,956,494**	**197,248,142**	**198,545,088**	**199,839,238**	**201,112,086**	**202,414,421**	**203,688,637**	**203,402,736**	**204,739,775**	**206,079,022**	**207,420,583**	**208,763,197**	**210,109,305**	**211,457,621**	
	Check															
Capitalized Depreciation																
009 - Kentucky Division																
39200	39200-Transportation Equipment															
39202	39202-WKG Trailers															
39400	39400-Tools, Shop, & Garage Equip.															
39603	39603-Ditchers															
39604	39604-Backhoes															
39605	39605-Welders															
009 - Kentucky Division Total																
091 - Brentwood Division																
39200	39200-Trans Equip- Group															
39400	39400-Tools, Shop, & Garage Equip.															
39600	39600-Power Operated Equipment															
091 - Brentwood Division Total																
Allocated																
GRV		88,748	89,198	89,647	90,097	90,547	90,996	91,446	91,895	92,345	92,795	93,244	93,694	94,143	94,593	91,895
AEAM		1,557,063	1,577,665	1,597,610	1,618,074	1,639,293	1,661,042	1,683,214	1,705,794	1,728,677	1,751,939	1,775,520	1,799,573	1,824,094	1,849,073	1,708,582
ALGN		476,244	481,397	486,139	490,881	495,623	500,365	505,106	509,848	514,590	519,332	524,074	528,816	533,557	538,299	509,848
002 - Dallas Atmos Rate Division		4,491,489	4,561,229	4,628,393	4,696,621	4,766,403	4,837,274	4,909,014	4,981,595	5,054,795	5,128,776	5,203,413	5,279,022	5,355,589	5,433,100	4,987,325
CKV		189,548	190,944	192,331	193,729	195,135	196,550	197,969	199,394	200,823	202,257	203,698	205,146	206,604	208,070	199,435
012 - Call Center Division		4,794,181	4,838,955	4,880,696	4,922,509	4,964,389	5,006,327	5,048,297	5,090,313	5,132,349	5,174,431	5,216,556	5,258,738	5,300,986	5,343,300	5,090,604
091 - Brentwood Division		96,088	96,738	97,630	98,522	99,415	100,307	101,199	102,091	102,957	103,824	104,690	105,556	106,422	107,288	102,049
009 - Kentucky Division		195,956,494	197,248,142	198,545,088	199,839,238	201,112,086	202,414,421	203,688,637	203,402,736	204,739,775	206,079,022	207,420,583	208,763,197	210,109,305	211,457,621	204,216,915
TOTAL		**207,649,855**	**209,084,267**	**210,517,535**	**211,949,670**	**213,362,890**	**214,807,282**	**216,224,882**	**216,083,667**	**217,566,312**	**219,052,375**	**220,541,777**	**222,033,741**	**223,530,700**	**225,031,344**	**216,906,653**

Note:

Division	utility_account	Projected Feb-25	Projected Mar-25	Projected Apr-25	Projected May-25	Projected Jun-25	Projected Jul-25	Projected Aug-25	Projected Sep-25	Projected Oct-25	Projected Nov-25	Projected Dec-25	Projected Jan-26	Projected Feb-26	Projected Mar-26	13-Month Average

1. This amount relates to the reclass of depreciaiton and amor

002 - Dallas Atmos Rate Division
012 - Call Center Division
091 - Brentwood Division
009 - Kentucky Division

Div
2
12
91





Depreciation

Division	utility_account	Current Rates	Proposed Rates		Actual Jan-24	Actual Feb-24	Actual Mar-24	Actual Apr-24	Actual May-24	Actual Jun-24	Projected Jul-24	Projected Aug-24	Projected Sep-24	Projected Oct-24	Projected Nov-24	Projected Dec-24	Projected Jan-25	Projected Feb-25	Projected Mar-25	Projected Apr-25
					Base Period															
002 - Dallas Atmos Rate Division																				
39000	39000-Structures & Improvements	2.38%	2.38%	0.00%	14,668	14,498	14,498	14,498	14,638	14,617	11,754	11,714	11,675	11,649	11,617	11,590	11,550	11,511	11,472	11,420
39005	39005-G-Structures & Improvements	2.38%	2.38%	0.00%	31,826	31,826	31,826	31,826	31,826	31,826	29,522	29,522	29,522	29,522	29,522	29,522	29,522	29,522	29,522	29,522
39009	39009-Improv. to Leased Premises	5.13%	4.43%	-0.70%	150	150	150	150	38,630	37,763	46,661	47,633	48,597	49,226	50,016	50,682	51,666	52,638	53,594	47,379
39020	Struct & Improv AEAM	2.38%	2.38%	0.00%	63	63	63	63	63	63	49	49	49	49	49	49	49	49	49	49
39029	Improv-Leased AEAM	5.13%	4.43%	-0.70%	200	200	200	200	200	198	234	234	234	234	234	234	234	234	234	202
39100	39100-Office Furniture & Equipment	6.60%	6.36%	-0.24%	26,033	26,033	26,033	26,033	26,633	27,533	36,153	36,737	37,316	37,694	38,168	38,568	39,160	39,743	40,318	39,588
39102	39102-Remittance Processing Equipment	6.60%	6.36%	-0.24%	-	-	-	-	-	-	-	-	-	-	-	-	-	-	-	-
39103	39103-Office Furn. - Copiers & Type	6.60%	6.36%	-0.24%	-	-	-	-	-	-	-	-	-	-	-	-	-	-	-	-
39104	39104-G-Office Furniture & Equip.	6.60%	6.36%	-0.24%	345	345	345	345	345	345	391	391	391	391	391	391	391	391	391	376
39120	Off Furn & Equip-AEAM	6.60%	6.36%	-0.24%	1,220	1,220	1,220	1,220	1,220	1,217	1,693	1,693	1,693	1,693	1,693	1,693	1,693	1,693	1,693	1,632
39200	39200-Transportation Equipment	6.29%	6.59%	0.30%	1,083	1,083	1,083	1,083	1,083	1,087	1,653	1,653	1,653	1,653	1,653	1,653	1,653	1,653	1,653	1,732
39300	39300-Stores Equipment	10.00%	10.00%	0.00%	-	-	-	-	-	-	-	-	-	-	-	-	-	-	-	-
39400	39400-Tools, Shop, & Garage Equip.	13.04%	12.44%	-0.60%	508	489	380	380	380	62	327	327	327	327	327	327	327	327	327	312
39420	Tools And Garage-AEAM	13.04%	12.44%	-0.60%	-	-	-	-	-	-	-	-	-	-	-	-	-	-	-	-
39500	39500-Laboratory Equipment	9.70%	9.70%	0.00%	-	-	-	-	-	-	-	-	-	-	-	-	-	-	-	-
39700	39700-Communication Equipment	6.72%	6.34%	-0.38%	2,713	2,713	2,713	2,713	2,809	2,802	3,304	3,339	3,375	3,398	3,427	3,451	3,487	3,523	3,558	3,401
39720	Commun Equip AEAM	6.72%	6.34%	-0.38%	244	244	244	244	244	243	434	434	434	434	434	434	434	434	434	409
39800	39800-Miscellaneous Equipment	7.24%	7.00%	-0.24%	303	303	303	303	303	302	651	651	651	651	651	651	651	651	651	630
39820	Misc Equip - AEAM	7.24%	7.00%	-0.24%	29	29	29	29	29	29	64	64	64	64	64	64	64	64	64	62
39900	39900-Other Tangible Equipm	14.96%	14.24%	-0.72%	-	-	-	-	-	-	-	-	-	-	-	-	-	-	-	-
39901	39901-Oth Tang Prop - Servers - H/W	13.30%	12.66%	-0.64%	331,666	331,682	345,889	329,318	329,318	328,538	423,550	423,554	423,559	423,561	423,565	423,568	423,573	423,577	423,582	403,204
39902	39902-Oth Tang Prop - Servers - S/W	10.63%	10.10%	-0.53%	55,371	44,666	41,211	10,556	2,177	110,436	125,438	142,037	158,524	169,268	182,769	194,149	210,970	227,578	243,924	252,407
39903	39903-Oth Tang Prop - Network - H/W	10.34%	11.28%	0.94%	37,580	37,591	37,589	37,588	38,695	37,916	39,191	39,398	39,603	39,736	39,904	40,046	40,255	40,461	40,665	44,656
39904	39904-Oth Tang Prop - CPU	0.00%	0.00%	0.00%	-	-	-	-	-	-	-	-	-	-	-	-	-	-	-	-
39905	39905-Oth Tang Prop - MF Hardware	0.00%	0.00%	0.00%	-	-	-	-	-	-	-	-	-	-	-	-	-	-	-	-
39906	39906-Oth Tang Prop - PC Hardware	17.92%	19.93%	2.01%	50,958	50,958	50,958	50,958	50,958	51,263	67,868	67,851	67,835	67,824	67,811	67,800	67,783	67,767	67,751	75,326
39907	39907-Oth Tang Prop - PC Software	10.75%	11.66%	0.91%	604	604	604	604	604	576	741	741	741	741	741	741	741	741	741	804
39908	39908-Oth Tang Prop - Appl Software	7.55%	6.93%	-0.62%	532,100	531,581	531,736	531,764	534,721	535,005	605,706	609,656	613,578	616,135	619,347	622,055	626,057	630,008	655,636	606,541
39909	39909-Oth Tang Prop - Mainframe S/W	0.00%	0.00%	0.00%	-	-	-	-	-	-	-	-	-	-	-	-	-	-	-	-
39921	Servers-Hardware-AEAM	13.30%	12.66%	-0.64%	22,043	22,043	22,043	37,835	37,835	37,719	61,997	70,306	78,559	83,937	90,695	96,391	104,811	113,125	121,307	125,823
39922	Servers-Software-AEAM	10.63%	10.10%	-0.53%	42,107	42,107	42,107	42,107	42,107	41,994	48,061	48,061	48,061	48,061	48,061	48,061	48,061	48,061	48,061	45,665
39923	Network Hardware-AEAM	10.34%	11.28%	0.94%	3,538	3,538	3,538	3,538	3,538	4,891	5,390	5,781	6,170	6,424	6,742	7,011	7,408	7,800	8,185	9,488
39924	39924-Oth Tang Prop - Gen.	0.00%	0.00%	0.00%	-	-	-	-	-	-	-	-	-	-	-	-	-	-	-	-
39926	Pc Hardware-AEAM	17.92%	19.93%	2.01%	2,287	2,287	2,287	2,206	2,164	2,171	2,188	2,188	2,188	2,188	2,188	2,188	2,188	2,188	2,188	2,434
39928	Application SW-AEAM	7.55%	6.93%	-0.62%	159,469	160,091	160,091	160,091	160,091	159,370	186,174	186,174	186,174	186,174	186,174	186,174	186,174	186,174	186,174	170,886
39931	ALGN-Servers-Hardware	13.30%	12.66%	-0.64%	2,795	2,774	2,770	2,735	2,728	2,728	3,295	3,295	3,295	3,295	3,295	3,295	3,295	3,295	3,295	3,136
39932	ALGN-Servers-Software	10.63%	10.10%	-0.53%	6,570	6,570	6,570	6,570	6,570	6,565	6,944	6,944	6,944	6,944	6,944	6,944	6,944	6,944	6,944	6,598
39938	ALGN-Application SW	7.55%	6.93%	-0.62%	122,178	122,178	122,178	122,178	122,178	122,024	132,899	132,899	132,899	132,899	132,899	132,899	132,899	132,899	132,899	121,986
RWIP	RWIP				-	-	-	-	-	-										
ADJ	WTW Adjustment (1)				(15,466)	(15,466)	(15,466)	(15,466)	(15,466)	(15,466)	(15,466)	(15,466)	(15,466)	(15,466)	(15,466)	(15,466)	(15,466)	(15,466)	(15,466)	(15,466)
002 - Dallas Atmos Rate Division Total					**1,433,184**	**1,422,401**	**1,433,191**	**1,401,668**	**1,436,621**	**1,543,818**	**1,826,865**	**1,857,860**	**1,888,645**	**1,908,708**	**1,933,918**	**1,955,166**	**1,986,574**	**2,017,586**	**2,069,846**	**1,990,202**
					1,448,650	**1,437,866**	**1,448,657**	**1,417,134**	**1,452,087**	**1,559,284**										
012 - Call Center Division					**(15,466)**	**(15,466)**	**(15,466)**	**(15,466)**	**(15,466)**	**(15,466)**										
38900	38900-Land	0.00%	0.00%	0.00%	-	-	-	-	-	-	-	-	-	-	-	-	-	-	-	-
38910	38910-CKV-Land & Land Rights	0.00%	0.00%	0.00%	-	-	-	-	-	-	-	-	-	-	-	-	-	-	-	-
39000	39000-Structures & Improvements	2.38%	2.38%	0.00%	34,174	34,174	34,174	34,174	34,232	34,232	26,861	26,864	26,868	26,871	26,876	26,881	26,888	26,895	26,903	26,912
39009	39009-Improv. to Leased Premises	5.13%	4.43%	-0.70%	10,792	10,792	10,792	10,792	10,792	10,706	13,554	13,554	13,554	13,554	13,554	13,554	13,554	13,554	13,554	11,705
39010	39010-CKV-Structures & Improvements	2.38%	2.38%	0.00%	33,192	33,192	33,192	33,192	33,192	33,192	24,972	24,972	24,972	24,972	24,972	24,972	24,972	24,972	24,972	24,972
39100	39100-Office Furniture & Equipment	6.60%	6.36%	-0.24%	10,875	10,875	10,875	10,875	10,875	10,848	15,016	15,016	15,016	15,016	15,016	15,016	15,016	15,016	15,016	14,470
39101	Office Furniture And	6.60%	6.36%	-0.24%	-	-	-	-	-	-	-	-	-	-	-	-	-	-	-	-
39102	Remittance Processing	6.60%	6.36%	-0.24%	-	-	-	-	-	-	-	-	-	-	-	-	-	-	-	-
39103	39103-Office Furn. - Copiers & Type	6.60%	6.36%	-0.24%	-	-	-	-	-	-	-	-	-	-	-	-	-	-	-	-
39110	CKV-Office Furn & Eq	6.60%	6.36%	-0.24%	2,346	2,346	2,313	2,313	2,775	2,771	4,148	4,193	4,264	4,301	4,380	4,455	4,557	4,673	4,789	4,753
39210	CKV-Transportation Eq	6.29%	6.59%	0.30%	0	0	12	6	-	0	-	-	-	-	-	-	-	-	-	-
39410	CKV-Tools Shop Garage	13.04%	12.44%	-0.60%	6,211	6,211	6,230	6,230	6,326	5,004	7,413	7,425	7,444	7,454	7,475	7,495	7,522	7,553	7,584	7,272
39510	CKV-Laboratory Equip	9.70%	9.70%	0.00%	-	-	-	-	-	-	-	-	-	-	-	-	-	-	-	-
39700	39700-Communication Equipment	6.72%	6.34%	-0.38%	8,916	8,916	8,916	8,916	8,889	8,814	10,713	10,713	10,713	10,713	10,713	10,713	10,713	10,713	10,713	10,108
39710	39710-CKV-Communication Equipment	6.72%	6.34%	-0.38%	442	442	442	442	442	441	520	520	520	520	520	520	520	520	520	490
39800	39800-Miscellaneous Equipment	7.24%	7.00%	-0.24%	354	354	354	354	354	352	805	805	805	805	805	805	805	805	805	778
39810	CKV-Misc Equipment	7.24%	7.00%	-0.24%	1,249	1,249	1,249	1,249	1,333	1,330	3,727	3,759	3,807	3,833	3,887	3,939	4,009	4,089	4,169	4,126
39900	39900-Other Tangible Property	14.96%	14.24%	-0.72%	-	-	-	-	-	-	-	-	-	-	-	-	-	-	-	-
39901	39901-Oth Tang Prop - Servers - H/W	13.30%	12.66%	-0.64%	65,182	65,182	65,182	65,182	65,182	64,971	62,628	62,628	62,628	62,628	62,628	62,628	62,628	62,628	62,628	59,614
39902	39902-Oth Tang Prop - Servers - S/W	10.63%	10.10%	-0.53%	3,162	3,162	3,162	3,162	3,162	3,162	16,164	16,164	-	-	-	-	-	-	-	-
39903	39903-Oth Tang Prop - Network - H/W	10.34%	11.28%	0.94%	5,244	5,244	5,244	5,244	5,244	5,269	5,681	5,681	5,681	5,681	5,681	5,681	5,681	5,681	5,681	6,197
39906	39906-Oth Tang Prop - PC Hardware	17.92%	19.93%	2.01%	14,736	14,736	14,736	14,736	14,736	14,860	24,995	24,995	24,995	24,995	24,995	24,995	24,995	24,995	24,995	27,799
39907	39907-Oth Tang Prop - PC Software	10.75%	11.66%	0.91%	-	-	-	-	-	-	-	-	-	-	-	-	-	-	-	-
39908	39908-Oth Tang Prop - Appl Software	7.55%	6.93%	-0.62%	554,835	558,674	555,248	555,248	555,258	586,454	653,991	654,513	655,314	655,739	656,647	657,502	658,663	659,984	670,107	616,578
39910	39910-CKV-Other Tangible Property	14.96%	14.24%	-0.72%	2,074	2,074	2,074	2,074	2,074	2,071	2,467	2,503	2,558	2,587	2,650	2,708	2,788	2,879	2,971	2,935
39916	39916-CKV-Oth Tang Prop-PC Hardware	17.92%	19.93%	2.01%	997	997	997	997	997	1,002	1,737	1,737	1,737	1,737	1,737	1,737	1,737	1,737	1,737	1,932
39917	39917-CKV-Oth Tang Prop-PC Software	10.75%	11.66%	0.91%	20	20	20	20	20	20	30	30	30	30	30	30	30	30	30	32
39918	CKV-Oth Tang Prop-App	7.55%	6.93%	-0.62%	-	-	-	-	-	-	-	-	-	-	-	-	-	-	-	-
39924	Oth Tang Prop - Gen.				-	-	-	-	-	-	-	-	-	-	-	-	-	-	-	-
RWIP	RWIP				-	-	-	-	-	-										
012 - Call Center Division Total					**754,799**	**758,639**	**755,210**	**755,203**	**755,883**	**785,500**	**875,422**	**876,072**	**860,906**	**861,436**	**862,567**	**863,632**	**865,079**	**866,725**	**877,174**	**820,673**
					754,799	**758,639**	**755,210**	**755,203**	**755,883**	**785,500**										
					-	**-**	**-**	**-**	**-**	**-**										
091 - Brentwood Division																				
30100	30100-Organization	0.00%	0.00%	0.00%	-	-	-	-	-	-	-	-	-	-	-	-	-	-	-	-
30300	30300-Misc. Intangible Plant	0.00%	0.00%	0.00%	-	-	-	-	-	-	-	-	-	-	-	-	-	-	-	-
39001	39001-Structures - Frame	2.47%	4.40%	1.93%	658	658	658	658	658	658	369	369	369	369	369	369	369	369	369	658
39004	39004-Air Conditioning Equipment	6.43%	4.06%	-2.37%	52	52	52	52	52	52	82	82	82	82	82	82	82	82	82	52
39009	39009-Improv. to Leased Premises	5.00%	5.00%	0.00%	-	-	-	-	-	-	-	-	-	-	-	-	-	-	-	-

Division	utility_account	Current Rates	Proposed Rates		Actual Jan-24	Actual Feb-24	Actual Mar-24	Actual Apr-24	Actual May-24	Actual Jun-24	Projected Jul-24	Projected Aug-24	Projected Sep-24	Projected Oct-24	Projected Nov-24	Projected Dec-24	Projected Jan-25	Projected Feb-25	Projected Mar-25	Projected Apr-25
39100	39100-Office Furniture & Equipment	5.00%	6.43%	1.43%	144	144	144	144	144	144	112	112	112	112	112	112	112	112	112	144
39101	Office Furniture And	5.00%	6.43%	1.43%	-	-	-	-	-	-	-	-	-	-	-	-	-	-	-	-
39103	Office Machines	5.00%	6.43%	1.43%	-	-	-	-	-	-	-	-	-	-	-	-	-	-	-	-
39200	39200-Trans Equip- Group	5.41%	9.09%	3.68%	207	207	56	56	56	56	19	19	19	19	19	19	19	19	19	31
39300	Stores Equipment	8.10%	8.10%	0.00%	-	-	-	-	-	-	-	-	-	-	-	-	-	-	-	-
39400	39400-Tools, Shop, & Garage Equip.	4.82%	6.09%	1.27%	559	559	559	559	559	559	443	443	443	443	443	443	443	443	443	559
39600	39600-Power Operated Equipment	5.02%	10.40%	5.38%	82	82	82	82	82	82	40	40	40	40	40	40	40	40	40	82
39700	39700-Communication Equipment	8.26%	8.26%	0.00%	-	-	-	-	-	-	-	-	-	-	-	-	-	-	-	-
39701	Communication Equip.	8.26%	8.26%	0.00%	-	-	-	-	-	-	-	-	-	-	-	-	-	-	-	-
39702	Communication Equip.	8.26%	8.26%	0.00%	-	-	-	-	-	-	-	-	-	-	-	-	-	-	-	-
39800	39800-Miscellaneous Equipment	2.66%	2.66%	0.00%	-	-	-	-	-	-	-	-	-	-	-	-	-	-	-	-
39900	39900-Other Tangible Property	10.00%	10.00%	0.00%	-	-	-	-	-	-	-	-	-	-	-	-	-	-	-	-
39901	39901-Oth Tang Prop - Servers - H/W	6.30%	6.30%	0.00%	-	-	-	-	-	-	-	-	-	-	-	-	-	-	-	-
39902	39902-Oth Tang Prop - Servers - S/W	14.29%	14.29%	0.00%	-	-	-	-	-	-	-	-	-	-	-	-	-	-	-	-
39903	39903-Oth Tang Prop - Network - H/W	10.00%	10.99%	0.99%	259	259	259	259	259	259	236	236	236	236	236	236	236	236	236	259
39906	39906-Oth Tang Prop - PC Hardware	20.00%	20.00%	0.00%	-	-	-	-	-	-	-	-	-	-	-	-	-	-	-	-
39907	39907-Oth Tang Prop - PC Software	12.45%	13.19%	0.74%	478	478	478	478	478	435	-	-	-	-	-	-	-	-	-	-
39908	39908-Oth Tang Prop - Appl Software	8.33%	9.62%	1.29%	-	-	-	-	-	-	-	-	-	-	-	-	-	-	-	-
RWIP	RWIP				-	-	-	-	-	-										
091 - Brentwood Division Total					**2,439**	**2,439**	**2,289**	**2,289**	**2,289**	**2,245**	**1,300**	**1,300**	**1,300**	**1,300**	**1,300**	**1,300**	**1,300**	**1,300**	**1,300**	**1,785**

Division	utility_account	Current Rates	Proposed Rates		Actual Jan-24	Actual Feb-24	Actual Mar-24	Actual Apr-24	Actual May-24	Actual Jun-24	Projected Jul-24	Projected Aug-24	Projected Sep-24	Projected Oct-24	Projected Nov-24	Projected Dec-24	Projected Jan-25	Projected Feb-25	Projected Mar-25	Projected Apr-25
					2,439	2,439	2,289	2,289	2,289	2,245										
					-	-	-	-	-	-										
009 - WKG Division																				
30100	30100-Organization	0.00%	0.00%	0.00%	-	-	-	-	-	-	-	-	-	-	-	-	-	-	-	-
30200	30200-Franchises & Consents	0.00%	0.00%	0.00%	-	-	-	-	-	-	-	-	-	-	-	-	-	-	-	-
32540	32540-Rights-of-Way	2.07%	2.07%	0.00%	-	-	-	-	-	-	-	-	-	-	-	-	-	-	-	-
33202	33202-Tributary Lines	0.00%	0.00%	0.00%	-	-	-	-	-	-	-	-	-	-	-	-	-	-	-	-
33400	33400-Field Meas. & Reg. Sta. Equip	3.17%	3.17%	0.00%	-	-	-	-	-	-	-	-	-	-	-	-	-	-	-	-
35010	35010-Land	0.00%	0.00%	0.00%	-	-	-	-	-	-	-	-	-	-	-	-	-	-	-	-
35020	35020-Rights of Ways	0.68%	0.68%	0.00%	3	3	3	3	3	3	3	3	3	3	3	3	3	3	3	3
35100	35100-Structures & Improvements	1.64%	1.64%	0.00%	24	24	24	24	24	24	24	24	24	24	24	24	24	24	24	24
35102	35102-Compressor Station Equipment	1.37%	1.37%	0.00%	175	175	175	255	255	255	255	255	255	255	255	255	255	255	255	255
35103	35103-Meas. & Reg. Sta. Structures	1.10%	1.10%	0.00%	21	21	21	21	21	21	21	21	21	21	21	21	21	21	21	21
35104	35104-Other Structures	1.38%	1.38%	0.00%	158	158	158	158	158	158	158	158	158	158	158	158	158	158	158	158
35200	35200-Wells	1.91%	1.91%	0.00%	14,804	14,804	14,804	14,804	14,804	14,804	14,804	14,804	17,385	17,385	17,385	17,385	17,385	17,385	17,385	17,385
35201	35201-Well Construction	1.60%	1.60%	0.00%	2,267	2,267	2,267	2,267	2,267	2,267	2,267	2,267	2,267	2,267	2,267	2,267	2,267	2,267	2,267	2,267
35202	35202-Well Equipment	1.38%	1.38%	0.00%	767	767	767	767	767	767	767	767	767	767	767	767	767	767	767	767
35203	35203-Cushion Gas	1.40%	1.40%	0.00%	1,977	1,977	1,977	1,977	1,977	1,977	1,977	1,977	1,977	1,977	1,977	1,977	1,977	1,977	1,977	1,977
35210	35210-Leaseholds	0.56%	0.56%	0.00%	83	83	83	83	83	83	83	83	83	83	83	83	83	83	83	83
35211	35211-Storage Rights	1.02%	1.02%	0.00%	46	46	46	46	46	46	46	46	46	46	46	46	46	46	46	46
35301	35301-Field Lines	1.26%	1.26%	0.00%	184	184	184	184	184	184	184	184	184	184	184	184	184	184	184	184
35302	35302-Tributary Lines	1.26%	1.26%	0.00%	220	220	220	220	220	220	220	220	220	220	220	220	220	220	220	220
35400	35400-Compressor Station Equipment	1.71%	1.71%	0.00%	8,690	8,641	8,654	8,654	8,654	8,654	8,696	8,696	25,744	25,744	25,744	25,744	25,744	25,744	25,744	25,744
35500	35500-Meas. & Reg. Equipment	1.87%	1.87%	0.00%	426	426	426	426	426	426	426	426	426	426	426	426	426	426	426	426
35600	35600-Purification Equipment	2.50%	2.50%	0.00%	2,766	2,766	2,766	2,766	2,766	2,766	2,766	2,766	2,766	2,766	2,766	2,766	2,766	2,766	2,766	2,766
36510	36510-Land & Land Rights	0.00%	0.00%	0.00%	-	-	-	-	-	-	-	-	-	-	-	-	-	-	-	-
36520	36520-Rights-Of-Way	0.85%	0.85%	0.00%	615	615	615	615	615	615	615	615	615	615	615	615	615	615	615	615
36602	36602-Structures & Improvements	1.13%	1.13%	0.00%	46	46	46	46	46	46	46	211	375	375	375	375	375	375	375	375
36603	36603-Other Structures	1.13%	1.13%	0.00%	-	-	-	-	-	-	-	-	-	-	-	-	-	-	-	-
36700	36700-Mains - Cathodic Protection	3.13%	3.13%	0.00%	123	123	123	123	123	123	123	123	123	123	123	123	123	123	123	123
36701	36701-Mains - Steel	1.38%	1.38%	0.00%	32,001	32,001	32,001	32,001	32,001	32,001	32,001	32,001	32,001	32,001	32,001	32,001	32,001	32,001	32,001	32,001
36703	36703-Mains - Anodes	5.00%	5.00%	0.00%	46	46	46	46	46	46	46	46	46	46	46	46	46	46	46	-
36900	36900-Meas. & Reg. Sta. Equipment	1.79%	1.79%	0.00%	2,983	2,983	2,983	2,983	2,983	2,983	2,983	2,983	2,983	2,983	2,983	2,983	2,983	2,983	2,983	2,983
36901	36901-Meas. & Reg. Sta. Equipment	1.79%	1.79%	0.00%	3,385	3,385	3,385	3,385	3,385	3,385	3,385	3,385	3,385	3,385	3,385	3,385	3,385	3,385	3,385	3,385
37400	37400-Land & Land Rights	0.00%	0.00%	0.00%	-	-	-	-	-	-	-	-	-	-	-	-	-	-	-	-
37401	37401-Land	0.00%	0.00%	0.00%	-	-	-	-	-	-	-	-	-	-	-	-	-	-	-	-
37402	37402-Land Rights	1.31%	1.31%	0.00%	5,537	5,537	5,537	5,537	5,537	5,538	4,539	4,539	4,539	4,539	4,539	4,539	4,539	4,539	4,539	4,539
37403	37403-Land Other	0.00%	0.00%	0.00%	-	-	-	-	-	-	-	-	-	-	-	-	-	-	-	-
37500	37500-Structures & Improvements	1.44%	1.44%	0.00%	403	403	403	403	403	403	403	403	403	403	403	403	403	403	403	403
37501	37501-Structures & Improvements T.B	1.44%	1.44%	0.00%	120	120	120	120	120	120	120	120	120	120	120	120	120	120	120	120
37502	37502-Land Rights	1.44%	1.44%	0.00%	56	56	56	56	56	56	56	56	56	56	56	56	56	56	56	56
37503	37503-Improvements	1.44%	1.44%	0.00%	5	5	5	5	5	5	5	5	5	5	5	5	5	5	5	5
37600	37600-Mains - Cathodic Protection	4.66%	4.66%	0.00%	12,697	12,801	12,758	12,894	13,206	13,333	13,274	13,274	13,274	13,274	13,274	13,274	13,274	13,274	13,274	13,274
37601	37601-Mains - Steel	1.54%	1.54%	0.00%	289,248	289,292	289,425	290,569	290,796	290,311	292,710	292,843	292,201	292,201	292,201	292,201	292,201	292,201	292,201	292,201
37602	37602-Mains - Plastic	1.54%	1.54%	0.00%	273,910	274,847	274,396	276,443	276,196	277,455	277,415	279,917	280,511	280,704	280,907	281,096	281,278	281,466	281,659	281,850
37603	37603 - Mains - Anodes	5.56%	5.56%	0.00%	14,813	14,813	14,966	14,950	14,950	15,015	15,457	15,512	15,506	15,605	15,709	15,807	15,901	15,998	16,097	16,195
37604	37604-Mains - Leak Clamps	5.00%	5.00%	0.00%	31,810	31,045	30,937	30,715	30,377	28,445	28,291	28,291	28,291	28,291	28,291	28,291	28,291	28,291	28,291	28,291
37800	37800-Meas. & Reg. Sta. Eq-General	2.24%	2.24%	0.00%	48,171	48,099	48,099	48,102	48,102	48,854	47,497	47,497	47,497	47,497	47,497	47,497	47,497	47,497	47,497	47,497
37900	37900-Meas. & Reg. - City Gate	2.17%	2.17%	0.00%	13,588	13,588	13,588	13,588	13,588	13,588	13,596	13,596	13,596	13,596	13,596	13,596	13,596	13,596	13,596	13,596
37905	37905-Meas. & Reg. Sta. Equip T.B.	2.17%	2.17%	0.00%	3,107	3,107	3,107	3,107	3,107	3,107	3,107	3,107	3,107	3,107	3,107	3,107	3,107	3,107	3,107	3,107
38000	38000-Services	2.48%	2.48%	0.00%	381,695	382,010	381,696	382,749	384,575	385,069	389,149	389,932	390,775	391,620	392,502	393,326	394,118	394,922	395,760	396,591
38100	38100-Meters	4.85%	4.85%	0.00%	200,921	201,430	202,575	203,275	203,638	205,931	208,277	208,421	209,003	210,049	211,152	212,182	213,173	214,190	215,237	216,275
38200	38200-Meter Installations	3.28%	3.28%	0.00%	166,799	167,462	166,990	167,667	168,090	166,796	167,647	167,650	167,652	167,751	167,853	167,949	168,041	168,132	168,229	168,326
38300	38300-House Regulators	3.14%	3.14%	0.00%	9,409	9,497	9,872	9,975	9,985	10,743	10,400	10,400	10,400	10,400	10,400	10,400	10,400	10,400	10,400	10,400
38400	38400-House Reg. Installations	3.28%	3.28%	0.00%	951	964	971	984	1,010	1,019	1,033	1,033	1,033	1,033	1,033	1,033	1,033	1,033	1,033	1,033
38500	38500-Ind. Meas. & Reg. Sta. Equip	1.70%	1.70%	0.00%	7,869	7,896	7,893	8,087	8,123	8,082	8,112	8,112	8,112	8,112	8,112	8,112	8,112	8,112	8,112	8,112
38900	38900-Land & Land Rights	0.00%	0.00%	0.00%	-	-	-	-	-	-	-	-	-	-	-	-	-	-	-	-
39000	39000-Structures & Improvements	2.43%	2.43%	0.00%	18,300	18,300	18,300	18,501	18,502	18,505	18,503	18,503	18,503	18,503	18,503	18,503	18,503	18,503	18,503	18,503
39002	39002-Structures - Brick	2.43%	2.43%	0.00%	351	351	351	351	351	351	351	351	351	351	351	351	351	351	351	351
39003	39003-Improvements	2.43%	2.43%	0.00%	1,775	1,775	1,775	1,775	1,775	1,775	1,775	1,775	1,775	1,775	1,775	1,775	1,775	1,775	1,775	1,775
39004	39004-Air Conditioning Equipment	4.27%	4.27%	0.00%	46	46	46	46	46	46	46	46	46	46	46	46	46	46	46	46
39009	39009-Improv. to Leased Premises	3.13%	3.13%	0.00%	-	-	-	-	-	-	-	-	-	-	-	-	-	-	-	-
39100	39100-Office Furniture & Equipment	5.00%	5.00%	0.00%	7,501	7,551	7,554	7,554	7,554	7,554	7,571	7,571	7,571	7,571	7,571	7,571	7,571	7,571	7,571	7,571
39103	Office Machines	5.00%	5.00%	0.00%	-	-	-	-	-	-	-	-	-	-	-	-	-	-	-	-
39200	39200-Transportation Equipment	4.45%	4.45%	0.00%	670	670	670	670	670	670	670	670	670	670	670	670	670	670	670	670
39202	39202-WKG Trailers	4.45%	4.45%	0.00%	136	136	136	136	136	136	136	136	136	136	136	136	136	136	136	136
39400	39400-Tools, Shop, & Garage Equip.	6.25%	6.25%	0.00%	32,606	32,606	32,613	32,613	32,613	33,851	33,674	34,000	34,000	34,000	34,000	34,000	34,000	34,000	34,000	34,000
39603	39603-Ditchers	8.75%	8.75%	0.00%	-	-	-	-	-	-	-	-	-	-	-	-	-	-	-	-
39604	39604-Backhoes	8.75%	8.75%	0.00%	-	-	-	-	-	-	-	-	-	-	-	-	-	-	-	-
39605	39605-Welders	8.75%	8.75%	0.00%	-	-	-	-	-	-	-	-	-	-	-	-	-	-	-	-
39700	39700-Communication Equipment	6.67%	6.67%	0.00%	2,364	2,364	2,364	2,364	2,364	2,364	2,412	2,412	2,412	2,412	2,412	2,412	2,412	2,412	2,412	2,412
39701	Communication Equip.	6.67%	6.67%	0.00%	-	-	-	-	-	-	-	-	-	-	-	-	-	-	-	-
39702	Communication Equip.	6.67%	6.67%	0.00%	-	-	-	-	-	-	-	-	-	-	-	-	-	-	-	-
39705	39705-Comm. Equip. - Telemetering	6.67%	6.67%	0.00%	-	-	-	-	-	-	-	-	-	-	-	-	-	-	-	-
39800	39800-Miscellaneous Equipment	6.67%	6.67%	0.00%	13,215	13,338	14,026	14,049	14,065	14,096	14,710	15,804	16,160	16,160	16,160	16,160	16,160	16,160	16,160	16,160
39901	Servers Hardware	14.29%	14.29%	0.00%	255	255	255	255	255	255	255	255	255	255	255	255	255	-	-	-
39902	Servers Software	14.29%	14.29%	0.00%	-	-	-	-	-	-	-	-	-	-	-	-	-	-	-	-
39903	39903-Oth Tang Prop - Network - H/W	14.29%	14.29%	0.00%	-	-	-	-	-	-	-	-	-	-	-	-	-	-	-	-
39906	39906-Oth Tang Prop - PC Hardware	25.00%	25.00%	0.00%	15,246	15,246	15,246	14,982	14,982	9,904	11,055	11,055	11,055	11,055	11,055	11,055	11,055	11,055	11,055	11,055
39907	39907-Oth Tang Prop - PC Software	14.29%	14.29%	0.00%	-	-	-	-	-	-	-	-	-	-	-	-	-	-	-	-
39908	39908-Oth Tang Prop - Appl Software	8.33%	8.33%	0.00%	-	-	-	-	-	-	-	-	-	-	-	-	-	-	-	-
RWIP	RWIP				(57,809)	(141,214)	110,963	48,943	144,162	123,538	-	-	-	-	-	-	-	-	-	-
009 - Kentucky Division Total					**1,567,577**	**1,486,157**	**1,739,467**	**1,683,321**	**1,781,192**	**1,758,769**	**1,644,143**	**1,649,348**	**1,670,871**	**1,673,151**	**1,675,547**	**1,677,783**	**1,679,933**	**1,681,876**	**1,684,149**	**1,686,358**

PRP Reserve Oct 22 - June 24 Adj

37601-Mains - Steel	*(3,346)*	*(3,346)*	*(3,380)*	*(3,799)*	*(3,842)*	*(4,182)*
37602-Mains - Plastic	*34,054*	*35,839*	*37,387*	*39,041*	*40,515*	*42,665*
37800-Meas. And Reg. Sta. E	*(5)*	*(5)*	*(5)*	*(5)*	*(5)*	*(5)*
38000-Services	*12,505*	*15,044*	*15,470*	*15,981*	*17,475*	*17,657*
Total PRP	*43,208*	*47,532*	*49,472*	*51,219*	*54,142*	*56,135*

Division utility_account	Current Rates	Proposed Rates		Actual Jan-24	Actual Feb-24	Actual Mar-24	Actual Apr-24	Actual May-24	Actual Jun-24	Projected Jul-24	Projected Aug-24	Projected Sep-24	Projected Oct-24	Projected Nov-24	Projected Dec-24	Projected Jan-25	Projected Feb-25	Projected Mar-25	Projected Apr-25
Per Books Total KY Division				**1,610,785**	**1,533,689**	**1,788,939**	**1,734,539**	**1,835,334**	**1,814,904**										
Check				**1,610,785**	**1,533,689**	**1,788,939**	**1,734,539**	**1,835,334**	**1,814,904**										
Capitalized Depreciation			Capitalization Rate																
009 - Kentucky Division																			
39200 39200-Transportation Equipment			68.78%	461	461	461	461	461	461	461	461	461	461	461	461	461	461	461	461
39202 39202-WKG Trailers			68.78%	93	93	93	93	93	93	93	93	93	93	93	93	93	93	93	93
39400 39400-Tools, Shop, & Garage Equip.			62.34%	20,325	20,325	20,330	20,330	20,330	21,101	20,991	21,194	21,194	21,194	21,194	21,194	21,194	21,194	21,194	21,194
39603 39603-Ditchers			98.00%	-	-	-	-	-	-	-	-	-	-	-	-	-	-	-	-
39604 39604-Backhoes			98.00%	-	-	-	-	-	-	-	-	-	-	-	-	-	-	-	-
39605 39605-Welders			98.00%	-	-	-	-	-	-	-	-	-	-	-	-	-	-	-	-
009 - Kentucky Division Total				20,879	20,879	20,884	20,884	20,884	21,656	21,545	21,749	21,749	21,749	21,749	21,749	21,749	21,749	21,749	21,749
091 - Brentwood Division																			
39200 39200-Trans Equip- Group			66.89%	138	138	38	38	38	38	12	12	12	12	12	12	12	12	12	21
39400 39400-Tools, Shop, & Garage Equip.			58.26%	326	326	326	326	326	326	258	258	258	258	258	258	258	258	258	326
39600 39600-Power Operated Equipment			98.00%	81	81	81	81	81	81	39	39	39	39	39	39	39	39	39	81
091 - Brentwood Division Total				545	545	444	444	444	444	309	309	309	309	309	309	309	309	309	427
Allocated	Allocation %			**Allocated Net of Capitalization**															
GRV	1.50%	1.50%		484	484	484	484	484	484	450	450	450	450	450	450	450	450	450	450
AEAM	5.59%	5.59%		12,930	12,965	12,965	13,843	13,841	13,863	17,129	17,615	18,099	18,414	18,809	19,143	19,636	20,123	20,602	19,945
ALGN	3.60%	3.60%		4,735	4,735	4,735	4,733	4,733	4,727	5,153	5,153	5,153	5,153	5,153	5,153	5,153	5,153	5,153	4,742
002 - Dallas Atmos Rate Division	4.56%	4.56%		47,376	46,856	47,349	45,195	46,792	51,672	61,487	62,504	63,515	64,173	65,001	65,698	66,729	67,747	69,740	67,163
CKV	2.98%	2.98%		1,388	1,388	1,388	1,388	1,407	1,367	1,343	1,347	1,352	1,355	1,362	1,368	1,376	1,386	1,395	1,387
012 - Call Center Division	5.39%	5.39%		38,188	38,395	38,211	38,211	38,213	39,881	44,774	44,802	43,974	43,997	44,047	44,093	44,156	44,228	44,774	41,741
091 - Brentwood Division	49.97%	49.97%		947	947	922	922	922	900	495	495	495	495	495	495	495	495	495	679
009 - Kentucky Division				1,546,697	1,465,278	1,718,582	1,662,436	1,760,308	1,737,113	1,622,598	1,627,600	1,649,122	1,651,403	1,653,798	1,656,034	1,658,185	1,660,127	1,662,401	1,664,610
TOTAL				**1,652,745**	**1,571,047**	**1,824,635**	**1,767,212**	**1,866,699**	**1,850,009**	**1,753,429**	**1,759,966**	**1,782,160**	**1,785,440**	**1,789,114**	**1,792,434**	**1,796,179**	**1,799,708**	**1,805,010**	**1,800,717**

Note:

Kentucky Composite Depreciation Rate 2.20%

Division	utility_account	Current Rates	Proposed Rates	Actual Jan-24	Actual Feb-24	Actual Mar-24	Actual Apr-24	Actual May-24	Actual Jun-24	Projected Jul-24	Projected Aug-24	Projected Sep-24	Projected Oct-24	Projected Nov-24	Projected Dec-24	Projected Jan-25	Projected Feb-25	Projected Mar-25	Projected Apr-25
1. This amount relates to the reclass of depreciaiton and amor															linked to Sch K				
		Allocation %																	
	002 - Dallas Atmos Rate Division	4.56%	4.56%																
	012 - Call Center Division	5.39%	5.39%																
	091 - Brentwood Division	49.97%	49.97%																
	009 - Kentucky Division																		

Division	utility_account	Projected May-25	Projected Jun-25	Projected Jul-25	Projected Aug-25	Projected Sep-25	Projected Oct-25	Projected Nov-25	Projected Dec-25	Projected Jan-26	Projected Feb-26	Projected Mar-26	12 Months Ending
		Forecast Test Period											
002 - Dallas Atmos Rate Division													
39000	39000-Structures & Improvements	11,377	11,313	11,268	11,232	11,198	11,172	11,140	11,113	11,073	11,034	10,995	**134,334**
39005	39005-G-Structures & Improvements	29,522	29,522	29,522	29,522	29,522	29,522	29,522	29,522	29,522	29,522	29,522	**354,262**
39009	39009-Improv. to Leased Premises	48,311	49,670	50,624	51,384	52,120	52,663	53,345	53,920	54,770	55,609	56,435	**626,231**
39020	Struct & Improv AEAM	49	49	49	49	49	49	49	49	49	49	49	**586**
39029	Improv-Leased AEAM	202	202	202	202	202	202	202	202	202	202	202	**2,425**
39100	39100-Office Furniture & Equipment	40,212	41,124	41,763	42,273	42,766	43,130	43,587	43,972	44,542	45,105	45,658	**513,720**
39102	39102-Remittance Processing Equipment	-	-	-	-	-	-	-	-	-	-	-	**-**
39103	39103-Office Furn. - Copiers & Type	-	-	-	-	-	-	-	-	-	-	-	**-**
39104	39104-G-Office Furniture & Equip.	376	376	376	376	376	376	376	376	376	376	376	**4,518**
39120	Off Furn & Equip-AEAM	1,632	1,632	1,632	1,632	1,632	1,632	1,632	1,632	1,632	1,632	1,632	**19,582**
39200	39200-Transportation Equipment	1,732	1,732	1,732	1,732	1,732	1,732	1,732	1,732	1,732	1,732	1,732	**20,785**
39300	39300-Stores Equipment	-	-	-	-	-	-	-	-	-	-	-	**-**
39400	39400-Tools, Shop, & Garage Equip.	312	312	312	312	312	312	312	312	312	312	312	**3,749**
39420	Tools And Garage-AEAM	-	-	-	-	-	-	-	-	-	-	-	**-**
39500	39500-Laboratory Equipment	-	-	-	-	-	-	-	-	-	-	-	**-**
39700	39700-Communication Equipment	3,438	3,492	3,531	3,561	3,591	3,612	3,640	3,663	3,697	3,730	3,763	**43,119**
39720	Commun Equip AEAM	409	409	409	409	409	409	409	409	409	409	409	**4,909**
39800	39800-Miscellaneous Equipment	630	630	630	630	630	630	630	630	630	630	630	**7,555**
39820	Misc Equip - AEAM	62	62	62	62	62	62	62	62	62	62	62	**741**
39900	39900-Other Tangible Equipm	-	-	-	-	-	-	-	-	-	-	-	**-**
39901	39901-Oth Tang Prop - Servers - H/W	403,209	403,216	403,221	403,225	403,229	403,231	403,235	403,238	403,242	403,246	403,251	**4,838,747**
39902	39902-Oth Tang Prop - Servers - S/W	269,926	295,493	313,431	327,719	341,554	351,763	364,591	375,403	391,385	407,165	422,696	**4,113,532**
39903	39903-Oth Tang Prop - Network - H/W	44,906	45,271	45,527	45,731	45,929	46,075	46,258	46,412	46,640	46,866	47,088	**551,361**
39904	39904-Oth Tang Prop - CPU	-	-	-	-	-	-	-	-	-	-	-	**-**
39905	39905-Oth Tang Prop - MF Hardware	-	-	-	-	-	-	-	-	-	-	-	**-**
39906	39906-Oth Tang Prop - PC Hardware	75,306	75,277	75,256	75,240	75,224	75,212	75,197	75,185	75,166	75,148	75,130	**902,667**
39907	39907-Oth Tang Prop - PC Software	804	804	804	804	804	804	804	804	804	804	804	**9,646**
39908	39908-Oth Tang Prop - Appl Software	610,568	616,445	620,568	623,852	627,032	629,378	632,327	634,812	638,486	642,113	645,682	**7,527,804**
39909	39909-Oth Tang Prop - Mainframe S/W	-	-	-	-	-	-	-	-	-	-	-	**-**
39921	Servers-Hardware-AEAM	134,608	147,430	156,425	163,590	170,528	175,648	182,081	187,503	195,517	203,431	211,219	**2,053,803**
39922	Servers-Software-AEAM	45,665	45,665	45,665	45,665	45,665	45,665	45,665	45,665	45,665	45,665	45,665	**547,978**
39923	Network Hardware-AEAM	9,963	10,656	11,141	11,529	11,903	12,180	12,527	12,820	13,253	13,681	14,101	**143,242**
39924	39924-Oth Tang Prop - Gen.	-	-	-	-	-	-	-	-	-	-	-	**-**
39926	Pc Hardware-AEAM	2,434	2,434	2,434	2,434	2,434	2,434	2,434	2,434	2,434	2,434	2,434	**29,204**
39928	Application SW-AEAM	170,886	170,886	170,886	170,886	170,886	170,886	170,886	170,886	170,886	170,886	170,886	**2,050,627**
39931	ALGN-Servers-Hardware	3,136	3,136	3,136	3,136	3,136	3,136	3,136	3,136	3,136	3,136	3,136	**37,634**
39932	ALGN-Servers-Software	6,598	6,598	6,598	6,598	6,598	6,598	6,598	6,598	6,598	6,598	6,598	**79,176**
39938	ALGN-Application SW	121,986	121,986	121,986	121,986	121,986	121,986	121,986	121,986	121,986	121,986	121,986	**1,463,826**
RWIP	RWIP												**-**
ADJ	WTW Adjustment (1)	(15,466)	(15,466)	(15,466)	(15,466)	(15,466)	(15,466)	(15,466)	(15,466)	(15,466)	(15,466)	(15,466)	**(185,588)**
002 - Dallas Atmos Rate Division Total		**2,022,792**	**2,070,355**	**2,103,725**	**2,130,304**	**2,156,041**	**2,175,032**	**2,198,895**	**2,219,009**	**2,248,740**	**2,278,095**	**2,306,987**	**25,900,175**
												ck fig	**-**
012 - Call Center Division													
38900	38900-Land	-	-	-	-	-	-	-	-	-	-	-	**-**
38910	38910-CKV-Land & Land Rights	-	-	-	-	-	-	-	-	-	-	-	**-**
39000	39000-Structures & Improvements	26,921	26,929	26,935	26,939	26,944	26,947	26,952	26,957	26,964	26,971	26,979	**323,350**
39009	39009-Improv. to Leased Premises	11,705	11,705	11,705	11,705	11,705	11,705	11,705	11,705	11,705	11,705	11,705	**140,457**
39010	39010-CKV-Structures & Improvements	24,972	24,972	24,972	24,972	24,972	24,972	24,972	24,972	24,972	24,972	24,972	**299,659**
39100	39100-Office Furniture & Equipment	14,470	14,470	14,470	14,470	14,470	14,470	14,470	14,470	14,470	14,470	14,470	**173,644**
39101	Office Furniture And	-	-	-	-	-	-	-	-	-	-	-	**-**
39102	Remittance Processing	-	-	-	-	-	-	-	-	-	-	-	**-**
39103	39103-Office Furn. - Copiers & Type	-	-	-	-	-	-	-	-	-	-	-	**-**
39110	CKV-Office Furn & Eq	4,875	4,989	5,087	5,141	5,218	5,254	5,331	5,403	5,501	5,612	5,724	**62,887**
39210	CKV-Transportation Eq	-	-	-	-	-	-	-	-	-	-	-	**-**
39410	CKV-Tools Shop Garage	7,304	7,334	7,360	7,374	7,394	7,404	7,424	7,443	7,469	7,499	7,528	**88,806**
39510	CKV-Laboratory Equip	-	-	-	-	-	-	-	-	-	-	-	**-**
39700	39700-Communication Equipment	10,108	10,108	10,108	10,108	10,108	10,108	10,108	10,108	10,108	10,108	10,108	**121,292**
39710	39710-CKV-Communication Equipment	490	490	490	490	490	490	490	490	490	490	490	**5,886**
39800	39800-Miscellaneous Equipment	778	778	778	778	778	778	778	778	778	778	778	**9,334**
39810	CKV-Misc Equipment	4,210	4,289	4,357	4,394	4,447	4,472	4,525	4,575	4,643	4,720	4,797	**53,555**
39900	39900-Other Tangible Property	-	-	-	-	-	-	-	-	-	-	-	**-**
39901	39901-Oth Tang Prop - Servers - H/W	59,614	59,614	59,614	59,614	59,614	59,614	59,614	59,614	59,614	59,614	59,614	**715,374**
39902	39902-Oth Tang Prop - Servers - S/W	-	-	-	-	-	-	-	-	-	-	-	**-**
39903	39903-Oth Tang Prop - Network - H/W	6,197	6,197	6,197	6,197	6,197	6,197	6,197	6,197	6,197	6,197	6,197	**74,367**
39906	39906-Oth Tang Prop - PC Hardware	27,799	27,799	27,799	27,799	27,799	27,799	27,799	27,799	27,799	27,799	27,799	**333,584**
39907	39907-Oth Tang Prop - PC Software	-	-	-	-	-	-	-	-	-	-	-	**-**
39908	39908-Oth Tang Prop - Appl Software	617,901	619,138	620,205	620,794	621,629	622,020	622,853	623,637	624,703	625,916	627,135	**7,462,508**
39910	39910-CKV-Other Tangible Property	3,029	3,117	3,194	3,236	3,295	3,323	3,383	3,439	3,515	3,601	3,688	**39,754**
39916	39916-CKV-Oth Tang Prop-PC Hardware	1,932	1,932	1,932	1,932	1,932	1,932	1,932	1,932	1,932	1,932	1,932	**23,187**
39917	39917-CKV-Oth Tang Prop-PC Software	32	32	32	32	32	32	32	32	32	32	32	**385**
39918	CKV-Oth Tang Prop-App	-	-	-	-	-	-	-	-	-	-	-	**-**
39924	Oth Tang Prop - Gen.	-	-	-	-	-	-	-	-	-	-	-	**-**
RWIP	RWIP												
012 - Call Center Division Total		**822,337**	**823,893**	**825,235**	**825,975**	**827,026**	**827,517**	**828,565**	**829,551**	**830,891**	**832,416**	**833,949**	**9,928,028**
												ck fig	**-**
091 - Brentwood Division													
30100	30100-Organization	-	-	-	-	-	-	-	-	-	-	-	**-**
30300	30300-Misc. Intangible Plant	-	-	-	-	-	-	-	-	-	-	-	**-**
39001	39001-Structures - Frame	658	658	658	658	658	658	658	658	658	658	658	**7,891**
39004	39004-Air Conditioning Equipment	52	52	52	52	52	-	-	-	-	-	-	**312**
39009	39009-Improv. to Leased Premises	-	-	-	-	-	-	-	-	-	-	-	**-**

Division	utility_account	Projected May-25	Projected Jun-25	Projected Jul-25	Projected Aug-25	Projected Sep-25	Projected Oct-25	Projected Nov-25	Projected Dec-25	Projected Jan-26	Projected Feb-26	Projected Mar-26	12 Months Ending
39100	39100-Office Furniture & Equipment	144	144	144	144	144	144	144	144	144	144	144	**1,731**
39101	Office Furniture And	-	-	-	-	-	-	-	-	-	-	-	**-**
39103	Office Machines	-	-	-	-	-	-	-	-	-	-	-	**-**
39200	39200-Trans Equip- Group	31	31	31	31	31	31	31	31	31	31	31	**374**
39300	Stores Equipment	-	-	-	-	-	-	-	-	-	-	-	**-**
39400	39400-Tools, Shop, & Garage Equip.	559	559	559	559	559	559	559	559	559	559	559	**6,713**
39600	39600-Power Operated Equipment	82	82	82	82	82	82	82	82	82	82	82	**986**
39700	39700-Communication Equipment	-	-	-	-	-	-	-	-	-	-	-	**-**
39701	Communication Equip.	-	-	-	-	-	-	-	-	-	-	-	**-**
39702	Communication Equip.	-	-	-	-	-	-	-	-	-	-	-	**-**
39800	39800-Miscellaneous Equipment	-	-	-	-	-	-	-	-	-	-	-	**-**
39900	39900-Other Tangible Property	-	-	-	-	-	-	-	-	-	-	-	**-**
39901	39901-Oth Tang Prop - Servers - H/W	-	-	-	-	-	-	-	-	-	-	-	**-**
39902	39902-Oth Tang Prop - Servers - S/W	-	-	-	-	-	-	-	-	-	-	-	**-**
39903	39903-Oth Tang Prop - Network - H/W	259	259	259	259	259	259	259	259	259	259	259	**3,106**
39906	39906-Oth Tang Prop - PC Hardware	-	-	-	-	-	-	-	-	-	-	-	**-**
39907	39907-Oth Tang Prop - PC Software	-	-	-	-	-	-	-	-	-	-	-	**-**
39908	39908-Oth Tang Prop - Appl Software	-	-	-	-	-	-	-	-	-	-	-	**-**
RWIP	RWIP												**-**
091 - Brentwood Division Total		**1,785**	**1,785**	**1,785**	**1,785**	**1,785**	**1,733**	**1,733**	**1,733**	**1,733**	**1,733**	**1,733**	**21,113**

Division	utility_account	Projected May-25	Projected Jun-25	Projected Jul-25	Projected Aug-25	Projected Sep-25	Projected Oct-25	Projected Nov-25	Projected Dec-25	Projected Jan-26	Projected Feb-26	Projected Mar-26	12 Months Ending
												ck fig	-
009 - WKG Division													
30100	30100-Organization	-	-	-	-	-	-	-	-	-	-	-	-
30200	30200-Franchises & Consents	-	-	-	-	-	-	-	-	-	-	-	-
32540	32540-Rights-of-Way	-	-	-	-	-	-	-	-	-	-	-	-
33202	33202-Tributary Lines	-	-	-	-	-	-	-	-	-	-	-	-
33400	33400-Field Meas. & Reg. Sta. Equip	-	-	-	-	-	-	-	-	-	-	-	-
35010	35010-Land	-	-	-	-	-	-	-	-	-	-	-	-
35020	35020-Rights of Ways	3	3	3	3	3	3	3	3	3	3	3	32
35100	35100-Structures & Improvements	24	24	24	24	24	24	24	24	24	24	24	294
35102	35102-Compressor Station Equipment	255	255	255	255	255	255	255	255	255	255	255	3,062
35103	35103-Meas. & Reg. Sta. Structures	21	21	21	21	21	21	21	21	21	21	21	255
35104	35104-Other Structures	158	158	158	158	158	158	158	158	158	158	158	1,897
35200	35200-Wells	17,385	18,674	18,674	21,232	21,232	21,232	21,232	21,232	21,232	21,232	21,232	241,977
35201	35201-Well Construction	2,267	2,267	2,267	2,267	2,267	2,267	2,267	2,267	2,267	2,267	2,267	27,200
35202	35202-Well Equipment	767	767	767	767	767	767	767	767	767	767	767	9,210
35203	35203-Cushion Gas	1,977	1,977	1,977	1,977	1,977	1,977	1,977	1,977	1,977	1,977	1,977	23,728
35210	35210-Leaseholds	83	83	83	83	83	83	83	83	83	83	83	1,000
35211	35211-Storage Rights	46	46	46	46	46	46	46	46	46	46	46	557
35301	35301-Field Lines	184	184	184	184	184	184	184	184	184	184	184	2,209
35302	35302-Tributary Lines	220	220	220	220	220	220	220	220	220	220	220	2,637
35400	35400-Compressor Station Equipment	25,744	25,744	25,744	25,744	25,744	25,744	25,744	25,744	25,744	25,744	25,744	308,927
35500	35500-Meas. & Reg. Equipment	426	426	426	426	426	426	426	426	426	426	426	5,107
35600	35600-Purification Equipment	2,766	2,766	2,766	2,766	2,766	2,766	2,766	2,766	2,766	2,766	2,766	33,187
36510	36510-Land & Land Rights	-	-	-	-	-	-	-	-	-	-	-	-
36520	36520-Rights-Of-Way	615	615	615	615	615	615	615	615	615	615	615	7,376
36602	36602-Structures & Improvements	375	375	375	375	375	375	375	375	375	375	375	4,496
36603	36603-Other Structures	-	-	-	-	-	-	-	-	-	-	-	-
36700	36700-Mains - Cathodic Protection	123	123	123	123	123	123	123	123	123	123	123	1,478
36701	36701-Mains - Steel	32,001	32,001	32,001	32,001	32,001	32,001	32,001	32,001	32,001	32,001	32,001	384,012
36703	36703-Mains - Anodes	-	-	-	-	-	-	-	-	-	-	-	-
36900	36900-Meas. & Reg. Sta. Equipment	2,983	2,983	2,983	2,983	2,983	2,983	2,983	2,983	2,983	2,983	2,983	35,793
36901	36901-Meas. & Reg. Sta. Equipment	3,385	3,385	3,385	3,385	3,385	3,385	3,385	3,385	3,385	3,385	3,385	40,624
37400	37400-Land & Land Rights	-	-	-	-	-	-	-	-	-	-	-	-
37401	37401-Land	-	-	-	-	-	-	-	-	-	-	-	-
37402	37402-Land Rights	4,539	4,539	4,539	4,539	4,539	4,539	4,539	4,539	4,539	4,539	4,539	54,464
37403	37403-Land Other	-	-	-	-	-	-	-	-	-	-	-	-
37500	37500-Structures & Improvements	403	403	403	403	403	403	403	403	403	403	403	4,841
37501	37501-Structures & Improvements T.B	120	120	120	120	120	120	120	120	120	120	120	1,437
37502	37502-Land Rights	56	56	56	56	56	56	56	56	56	56	56	666
37503	37503-Improvements	5	5	5	5	5	5	5	5	5	5	5	58
37600	37600-Mains - Cathodic Protection	13,274	13,274	13,274	13,274	13,274	13,274	13,274	13,274	13,274	13,274	13,274	159,292
37601	37601-Mains - Steel	292,201	292,426	292,426	292,545	298,915	298,915	298,915	298,915	298,915	298,915	298,915	3,554,207
37602	37602-Mains - Plastic	282,038	282,231	282,420	282,617	285,844	286,029	286,215	286,400	286,719	286,905	287,090	3,416,357
37603	37603 - Mains - Anodes	16,292	16,391	16,489	16,591	16,690	16,782	16,874	16,966	17,058	17,150	17,242	200,720
37604	37604-Mains - Leak Clamps	28,291	28,291	28,291	28,291	28,291	28,291	28,291	28,291	28,291	28,291	28,291	339,494
37800	37800-Meas. & Reg. Sta. Eq-General	47,497	47,497	47,497	47,497	48,018	48,018	48,018	48,018	48,018	48,018	48,018	573,607
37900	37900-Meas. & Reg. - City Gate	13,596	15,323	15,323	15,323	20,164	20,164	20,164	20,271	20,271	20,271	20,271	214,735
37905	37905-Meas. & Reg. Sta. Equip T.B.	3,107	3,107	3,107	3,107	3,107	3,107	3,107	3,107	3,107	3,107	3,107	37,287
38000	38000-Services	397,409	398,241	399,058	399,924	400,764	401,600	402,436	403,273	404,109	404,945	405,781	4,814,131
38100	38100-Meters	217,298	218,343	219,368	220,447	230,049	231,042	232,035	233,027	234,020	235,012	236,005	2,722,922
38200	38200-Meter Installations	168,420	168,516	168,610	168,711	168,809	168,910	169,011	169,112	169,212	169,313	169,414	2,026,363
38300	38300-House Regulators	10,400	10,400	10,400	10,400	10,400	10,400	10,400	10,400	10,400	10,400	10,400	124,799
38400	38400-House Reg. Installations	1,033	1,033	1,033	1,033	1,033	1,033	1,033	1,033	1,033	1,033	1,033	12,401
38500	38500-Ind. Meas. & Reg. Sta. Equip	8,112	8,112	8,112	8,112	8,112	8,112	8,112	8,112	8,112	8,112	8,112	97,340
38900	38900-Land & Land Rights	-	-	-	-	-	-	-	-	-	-	-	-
39000	39000-Structures & Improvements	18,503	18,503	18,503	18,503	18,953	18,953	18,953	18,953	18,953	18,953	18,953	225,186
39002	39002-Structures - Brick	351	351	351	351	351	351	351	351	351	351	351	4,207
39003	39003-Improvements	1,775	1,775	1,775	1,775	1,775	1,775	1,775	1,775	1,775	1,775	1,775	21,302
39004	39004-Air Conditioning Equipment	46	46	46	46	46	46	46	46	46	46	46	553
39009	39009-Improv. to Leased Premises	-	-	-	-	-	-	-	-	-	-	-	-
39100	39100-Office Furniture & Equipment	7,571	7,571	7,571	7,571	7,571	7,571	7,571	7,571	7,571	7,571	7,571	90,847
39103	Office Machines	-	-	-	-	-	-	-	-	-	-	-	-
39200	39200-Transportation Equipment	670	670	670	670	670	670	670	670	670	670	670	8,043
39202	39202-WKG Trailers	136	136	136	136	136	136	136	136	136	136	136	1,628
39400	39400-Tools, Shop, & Garage Equip.	34,000	34,000	34,000	34,000	39,952	39,952	39,952	39,952	39,952	39,952	39,952	449,666
39603	39603-Ditchers	-	-	-	-	-	-	-	-	-	-	-	-
39604	39604-Backhoes	-	-	-	-	-	-	-	-	-	-	-	-
39605	39605-Welders	-	-	-	-	-	-	-	-	-	-	-	-
39700	39700-Communication Equipment	2,412	2,412	2,412	2,412	2,412	2,412	2,412	2,412	2,412	2,412	2,412	28,944
39701	Communication Equip.	-	-	-	-	-	-	-	-	-	-	-	-
39702	Communication Equip.	-	-	-	-	-	-	-	-	-	-	-	-
39705	39705-Comm. Equip. - Telemetering	-	-	-	-	-	-	-	-	-	-	-	-
39800	39800-Miscellaneous Equipment	16,160	16,160	16,160	16,160	16,940	16,940	16,940	16,940	16,940	16,940	16,940	199,380
39901	Servers Hardware	-	-	-	-	-	-	-	-	-	-	-	-
39902	Servers Software	-	-	-	-	-	-	-	-	-	-	-	-
39903	39903-Oth Tang Prop - Network - H/W	-	-	-	-	-	-	-	-	-	-	-	-
39906	39906-Oth Tang Prop - PC Hardware	-	-	-	-	-	-	-	-	-	-	-	11,055
39907	39907-Oth Tang Prop - PC Software	-	-	-	-	-	-	-	-	-	-	-	-
39908	39908-Oth Tang Prop - Appl Software	-	-	-	-	-	-	-	-	-	-	-	-
RWIP	RWIP	-	-	-	-	-	-	-	-	-	-	-	-
009 - Kentucky Division Total		**1,677,523**	**1,683,029**	**1,685,251**	**1,690,274**	**1,723,054**	**1,725,261**	**1,727,468**	**1,729,782**	**1,732,123**	**1,734,330**	**1,736,537**	**20,530,990**
												ck fig	-

PRP Reserve Oct 22 - June 24 Adj

37601-Mains - Steel
37602-Mains - Plastic
37800-Meas. And Reg. Sta. E
38000-Services
Total PRP

Division utility_account	Projected May-25	Projected Jun-25	Projected Jul-25	Projected Aug-25	Projected Sep-25	Projected Oct-25	Projected Nov-25	Projected Dec-25	Projected Jan-26	Projected Feb-26	Projected Mar-26	12 Months Ending
Per Books Total KY Division												
Check												
Capitalized Depreciation												
009 - Kentucky Division												
39200 39200-Transportation Equipment	461	461	461	461	461	461	461	461	461	461	461	**5,532**
39202 39202-WKG Trailers	93	93	93	93	93	93	93	93	93	93	93	**1,120**
39400 39400-Tools, Shop, & Garage Equip.	21,194	21,194	21,194	21,194	24,905	24,905	24,905	24,905	24,905	24,905	24,905	**280,304**
39603 39603-Ditchers	-	-	-	-	-	-	-	-	-	-	-	**-**
39604 39604-Backhoes	-	-	-	-	-	-	-	-	-	-	-	**-**
39605 39605-Welders	-	-	-	-	-	-	-	-	-	-	-	**-**
009 - Kentucky Division Total	21,749	21,749	21,749	21,749	25,459	25,459	25,459	25,459	25,459	25,459	25,459	**286,956**
091 - Brentwood Division												
39200 39200-Trans Equip- Group	21	21	21	21	21	21	21	21	21	21	21	**250**
39400 39400-Tools, Shop, & Garage Equip.	326	326	326	326	326	326	326	326	326	326	326	**3,911**
39600 39600-Power Operated Equipment	81	81	81	81	81	81	81	81	81	81	81	**966**
091 - Brentwood Division Total	427	427	427	427	427	427	427	427	427	427	427	**5,127**

Allocated												
GRV	450	450	450	450	450	450	450	450	450	450	450	5,395
AEAM	20,463	21,219	21,749	22,172	22,581	22,882	23,262	23,581	24,054	24,520	24,979	271,408
ALGN	4,742	4,742	4,742	4,742	4,742	4,742	4,742	4,742	4,742	4,742	4,742	56,902
002 - Dallas Atmos Rate Division	68,228	69,782	70,872	71,740	72,581	73,201	73,980	74,637	75,608	76,567	77,511	871,871
CKV	1,397	1,407	1,415	1,419	1,425	1,428	1,435	1,440	1,448	1,457	1,467	17,126
012 - Call Center Division	41,813	41,880	41,938	41,970	42,015	42,037	42,082	42,124	42,182	42,248	42,314	504,345
091 - Brentwood Division	679	679	679	679	679	653	653	653	653	653	653	7,989
009 - Kentucky Division	1,655,775	1,661,280	1,663,502	1,668,525	1,697,595	1,699,802	1,702,009	1,704,323	1,706,664	1,708,871	1,711,078	20,244,034
TOTAL	**1,793,547**	**1,801,438**	**1,805,346**	**1,811,696**	**1,842,067**	**1,845,194**	**1,848,612**	**1,851,951**	**1,855,801**	**1,859,508**	**1,863,194**	**21,979,070**

Note:

Kentucky Composite Depreciation Rate 2.18%

Division	utility_account	Projected May-25	Projected Jun-25	Projected Jul-25	Projected Aug-25	Projected Sep-25	Projected Oct-25	Projected Nov-25	Projected Dec-25	Projected Jan-26	Projected Feb-26	Projected Mar-26	12 Months Ending
1. This amount relates to the reclass of depreciaiton and amor												linked to Sch K	

002 - Dallas Atmos Rate Division
012 - Call Center Division
091 - Brentwood Division
009 - Kentucky Division

Retirements

Division	utility_account	Actual Jan-24	Actual Feb-24	Actual Mar-24	Actual Apr-24	Actual May-24	Actual Jun-24	Projected Jul-24	Projected Aug-24	Projected Sep-24	Projected Oct-24	Projected Nov-24	Projected Dec-24	Projected Jan-25	Projected Feb-25	Projected Mar-25	Projected Apr-25
		Base Period															
002 - Dallas Atmos Rate Division																	
39000	39000-Structures & Improvements	-	-	-	-	-	-	-	-	-	-	-	-	-	-	-	-
39005	39005-G-Structures & Improvements	-	-	-	-	-	-	-	-	-	-	-	-	-	-	-	-
39009	39009-Improv. to Leased Premises	-	-	-	-	-	-	-	-	-	-	-	-	-	-	-	-
39020	Struct & Improv AEAM	-	-	-	-	-	-	-	-	-	-	-	-	-	-	-	-
39029	Improv-Leased AEAM	-	-	-	-	-	-	-	-	-	-	-	-	-	-	-	-
39100	39100-Office Furniture & Equipment	-	-	-	-	-	-	-	-	-	-	-	-	-	-	-	-
39102	39102-Remittance Processing Equipment	-	-	-	-	-	-	-	-	-	-	-	-	-	-	-	-
39103	39103-Office Furn. - Copiers & Type	-	-	-	-	-	-	-	-	-	-	-	-	-	-	-	-
39104	39104-G-Office Furniture & Equip.	-	-	-	-	-	-	-	-	-	-	-	-	-	-	-	-
39120	Off Furn & Equip-AEAM	-	-	-	-	-	-	-	-	-	-	-	-	-	-	-	-
39200	39200-Transportation Equipment	-	-	-	-	-	-	-	-	-	-	-	-	-	-	-	-
39300	39300-Stores Equipment	-	-	-	-	-	-	-	-	-	-	-	-	-	-	-	-
39400	39400-Tools, Shop, & Garage Equip.	-	-	-	-	-	(37,855)	-	-	-	-	-	-	-	-	-	-
39420	Tools And Garage-AEAM	-	-	-	-	-	-	-	-	-	-	-	-	-	-	-	-
39500	39500-Laboratory Equipment	-	-	-	-	-	-	-	-	-	-	-	-	-	-	-	-
39700	39700-Communication Equipment	-	-	-	-	-	-	-	-	-	-	-	-	-	-	-	-
39720	Commun Equip AEAM	-	-	-	-	-	-	-	-	-	-	-	-	-	-	-	-
39800	39800-Miscellaneous Equipment	-	-	-	-	-	-	-	-	-	-	-	-	-	-	-	-
39820	Misc Equip - AEAM	-	-	-	-	-	-	-	-	-	-	-	-	-	-	-	-
39900	39900-Other Tangible Equipm	-	-	-	-	-	-	-	-	-	-	-	-	-	-	-	-
39901	39901-Oth Tang Prop - Servers - H/W	-	-	-	-	-	-	-	-	-	-	-	-	-	-	-	-
39902	39902-Oth Tang Prop - Servers - S/W	-	-	-	-	-	-	-	-	-	-	-	-	-	-	-	-
39903	39903-Oth Tang Prop - Network - H/W	-	-	-	-	-	-	-	-	-	-	-	-	-	-	-	-
39904	39904-Oth Tang Prop - CPU	-	-	-	-	-	-	-	-	-	-	-	-	-	-	-	-
39905	39905-Oth Tang Prop - MF Hardware	-	-	-	-	-	-	-	-	-	-	-	-	-	-	-	-
39906	39906-Oth Tang Prop - PC Hardware	-	-	-	-	-	-	-	-	-	-	-	-	-	-	-	-
39907	39907-Oth Tang Prop - PC Software	-	-	-	-	-	-	-	-	-	-	-	-	-	-	-	-
39908	39908-Oth Tang Prop - Appl Software	-	-	-	-	-	-	-	-	-	-	-	-	-	-	-	-
39909	39909-Oth Tang Prop - Mainframe S/W	-	-	-	-	-	-	-	-	-	-	-	-	-	-	-	-
39921	Servers-Hardware-AEAM	-	-	-	-	-	-	-	-	-	-	-	-	-	-	-	-
39922	Servers-Software-AEAM	-	-	-	-	-	-	-	-	-	-	-	-	-	-	-	-
39923	Network Hardware-AEAM	-	-	-	-	-	-	-	-	-	-	-	-	-	-	-	-
39924	39924-Oth Tang Prop - Gen.	-	-	-	-	-	-	-	-	-	-	-	-	-	-	-	-
39926	Pc Hardware-AEAM	-	-	-	-	-	-	-	-	-	-	-	-	-	-	-	-
39928	Application SW-AEAM	-	-	-	-	-	-	-	-	-	-	-	-	-	-	-	-
39931	ALGN-Servers-Hardware	-	-	-	-	-	-	-	-	-	-	-	-	-	-	-	-
39932	ALGN-Servers-Software	-	-	-	-	-	-	-	-	-	-	-	-	-	-	-	-
39938	ALGN-Application SW	-	-	-	-	-	-	-	-	-	-	-	-	-	-	-	-
RWIP	RWIP	-	-	-	-	-	-	-	-	-	-	-	-	-	-	-	-
ADJ	WTW Adjustment (1)																
002 - Dallas Atmos Rate Division Total		-	-	-	-	-	(37,855)	-	-	-	-	-	-	-	-	-	-
		-	-	-	-	-	(37,855)										
012 - Call Center Division		-	-	-	-	-	-										
38900	38900-Land	-	-	-	-	-	-	-	-	-	-	-	-	-	-	-	-
38910	38910-CKV-Land & Land Rights	-	-	-	-	-	-	-	-	-	-	-	-	-	-	-	-
39000	39000-Structures & Improvements	-	-	-	-	-	-	-	-	-	-	-	-	-	-	-	-
39009	39009-Improv. to Leased Premises	-	-	-	-	-	-	-	-	-	-	-	-	-	-	-	-
39010	39010-CKV-Structures & Improvements	-	-	-	-	-	-	-	-	-	-	-	-	-	-	-	-
39100	39100-Office Furniture & Equipment	-	-	-	-	-	-	-	-	-	-	-	-	-	-	-	-
39101	Office Furniture And	-	-	-	-	-	-	-	-	-	-	-	-	-	-	-	-
39102	Remittance Processing	-	-	-	-	-	-	-	-	-	-	-	-	-	-	-	-
39103	39103-Office Furn. - Copiers & Type	-	-	-	-	-	-	-	-	-	-	-	-	-	-	-	-
39110	CKV-Office Furn & Eq	-	-	(10,494)	-	-	-	-	-	-	-	-	-	-	-	-	-
39210	CKV-Transportation Eq	-	-	(21,296)	-	-	-	-	-	-	-	-	-	-	-	-	-
39410	CKV-Tools Shop Garage	-	-	-	-	-	(110,912)	-	-	-	-	-	-	-	-	-	-
39510	CKV-Laboratory Equip	-	-	-	-	-	-	-	-	-	-	-	-	-	-	-	-
39700	39700-Communication Equipment	-	-	-	-	-	-	-	-	-	-	-	-	-	-	-	-
39710	39710-CKV-Communication Equipment	-	-	-	-	-	-	-	-	-	-	-	-	-	-	-	-
39800	39800-Miscellaneous Equipment	-	-	-	-	-	-	-	-	-	-	-	-	-	-	-	-
39810	CKV-Misc Equipment	-	-	-	-	-	-	-	-	-	-	-	-	-	-	-	-
39900	39900-Other Tangible Property	-	-	-	-	-	-	-	-	-	-	-	-	-	-	-	-
39901	39901-Oth Tang Prop - Servers - H/W	-	-	-	-	-	-	-	-	-	-	-	-	-	-	-	-
39902	39902-Oth Tang Prop - Servers - S/W	-	-	-	-	-	-	-	-	-	-	-	-	-	-	-	-
39903	39903-Oth Tang Prop - Network - H/W	-	-	-	-	-	-	-	-	-	-	-	-	-	-	-	-
39906	39906-Oth Tang Prop - PC Hardware	-	-	-	-	-	-	-	-	-	-	-	-	-	-	-	-
39907	39907-Oth Tang Prop - PC Software	-	-	-	-	-	-	-	-	-	-	-	-	-	-	-	-
39908	39908-Oth Tang Prop - Appl Software	-	-	-	-	-	-	-	-	-	-	-	-	-	-	-	-
39910	39910-CKV-Other Tangible Property	-	-	-	-	-	-	-	-	-	-	-	-	-	-	-	-
39916	39916-CKV-Oth Tang Prop-PC Hardware	-	-	-	-	-	-	-	-	-	-	-	-	-	-	-	-
39917	39917-CKV-Oth Tang Prop-PC Software	-	-	-	-	-	-	-	-	-	-	-	-	-	-	-	-
39918	CKV-Oth Tang Prop-App	-	-	-	-	-	-	-	-	-	-	-	-	-	-	-	-
39924	Oth Tang Prop - Gen.	-	-	-	-	-	-	-	-	-	-	-	-	-	-	-	-
RWIP	RWIP	-	-	-	-	-	-										
012 - Call Center Division Total		-	-	(31,790)	-	-	(110,912)	-	-	-	-	-	-	-	-	-	-
		-	-	(31,790)	-	-	(110,912)										
		-	-	-	-	-	-										
091 - Brentwood Division																	
30100	30100-Organization	-	-	-	-	-	-	-	-	-	-	-	-	-	-	-	-
30300	30300-Misc. Intangible Plant	-	-	-	-	-	-	-	-	-	-	-	-	-	-	-	-
39001	39001-Structures - Frame	-	-	-	-	-	-	-	-	-	-	-	-	-	-	-	-
39004	39004-Air Conditioning Equipment	-	-	-	-	-	-	-	-	-	-	-	-	-	-	-	-
39009	39009-Improv. to Leased Premises	-	-	-	-	-	-	-	-	-	-	-	-	-	-	-	-

Division	utility_account	Actual Jan-24	Actual Feb-24	Actual Mar-24	Actual Apr-24	Actual May-24	Actual Jun-24	Projected Jul-24	Projected Aug-24	Projected Sep-24	Projected Oct-24	Projected Nov-24	Projected Dec-24	Projected Jan-25	Projected Feb-25	Projected Mar-25	Projected Apr-25
39100	39100-Office Furniture & Equipment	-	-	-	-	-	-	-	-	-	-	-	-	-	-	-	-
39101	Office Furniture And	-	-	-	-	-	-	-	-	-	-	-	-	-	-	-	-
39103	Office Machines	-	-	-	-	-	-	-	-	-	-	-	-	-	-	-	-
39200	39200-Trans Equip- Group	-	-	(23,175)	-	-	-	-	-	-	-	-	-	-	-	-	-
39300	Stores Equipment	-	-	-	-	-	-	-	-	-	-	-	-	-	-	-	-
39400	39400-Tools, Shop, & Garage Equip.	-	-	-	-	-	-	-	-	-	-	-	-	-	-	-	-
39600	39600-Power Operated Equipment	-	-	-	-	-	-	-	-	-	-	-	-	-	-	-	-
39700	39700-Communication Equipment	-	-	-	-	-	-	-	-	-	-	-	-	-	-	-	-
39701	Communication Equip.	-	-	-	-	-	-	-	-	-	-	-	-	-	-	-	-
39702	Communication Equip.	-	-	-	-	-	-	-	-	-	-	-	-	-	-	-	-
39800	39800-Miscellaneous Equipment	-	-	-	-	-	-	-	-	-	-	-	-	-	-	-	-
39900	39900-Other Tangible Property	-	-	-	-	-	-	-	-	-	-	-	-	-	-	-	-
39901	39901-Oth Tang Prop - Servers - H/W	-	-	-	-	-	-	-	-	-	-	-	-	-	-	-	-
39902	39902-Oth Tang Prop - Servers - S/W	-	-	-	-	-	-	-	-	-	-	-	-	-	-	-	-
39903	39903-Oth Tang Prop - Network - H/W	-	-	-	-	-	-	-	-	-	-	-	-	-	-	-	-
39906	39906-Oth Tang Prop - PC Hardware	-	-	-	-	-	-	-	-	-	-	-	-	-	-	-	-
39907	39907-Oth Tang Prop - PC Software	-	-	-	-	-	-	-	-	-	-	-	-	-	-	-	-
39908	39908-Oth Tang Prop - Appl Software	-	-	-	-	-	-	-	-	-	-	-	-	-	-	-	-
RWIP	RWIP	-	-	-	-	-	-	-	-	-	-	-	-	-	-	-	-
091 - Brentwood Division Total		**-**	**-**	**(23,175)**	**-**	**-**	**-**	**-**	**-**	**-**	**-**	**-**	**-**	**-**	**-**	**-**	**-**

Division	utility_account	Actual Jan-24	Actual Feb-24	Actual Mar-24	Actual Apr-24	Actual May-24	Actual Jun-24	Projected Jul-24	Projected Aug-24	Projected Sep-24	Projected Oct-24	Projected Nov-24	Projected Dec-24	Projected Jan-25	Projected Feb-25	Projected Mar-25	Projected Apr-25
		-	-	(23,175)	-	-	-										
		-	-	-	-	-	-										
009 - WKG Division																	
30100	30100-Organization	-	-	-	-	-	-	-	-	-	-	-	-	-	-	-	-
30200	30200-Franchises & Consents	-	-	-	-	-	-	-	-	-	-	-	-	-	-	-	-
32540	32540-Rights-of-Way	-	-	-	-	-	-	-	-	-	-	-	-	-	-	-	-
33202	33202-Tributary Lines	-	-	-	-	-	-	-	-	-	-	-	-	-	-	-	-
33400	33400-Field Meas. & Reg. Sta. Equip	-	-	-	-	-	-	-	-	-	-	-	-	-	-	-	-
35010	35010-Land	-	-	-	-	-	-	-	-	-	-	-	-	-	-	-	-
35020	35020-Rights of Ways	-	-	-	-	-	-	-	-	-	-	-	-	-	-	-	-
35100	35100-Structures & Improvements	-	-	-	-	-	-	-	-	-	-	-	-	-	-	-	-
35102	35102-Compressor Station Equipment	-	-	-	-	-	-	-	-	-	-	-	-	-	-	-	-
35103	35103-Meas. & Reg. Sta. Structures	-	-	-	-	-	-	-	-	-	-	-	-	-	-	-	-
35104	35104-Other Structures	-	-	-	-	-	-	-	-	-	-	-	-	-	-	-	-
35200	35200-Wells	-	-	-	-	-	-	-	-	-	-	-	-	-	-	-	-
35201	35201-Well Construction	-	-	-	-	-	-	-	-	-	-	-	-	-	-	-	-
35202	35202-Well Equipment	-	-	-	-	-	-	-	-	-	-	-	-	-	-	-	-
35203	35203-Cushion Gas	-	-	-	-	-	-	-	-	-	-	-	-	-	-	-	-
35210	35210-Leaseholds	-	-	-	-	-	-	-	-	-	-	-	-	-	-	-	-
35211	35211-Storage Rights	-	-	-	-	-	-	-	-	-	-	-	-	-	-	-	-
35301	35301-Field Lines	-	-	-	-	-	-	-	-	-	-	-	-	-	-	-	-
35302	35302-Tributary Lines	-	-	-	-	-	-	-	-	-	-	-	-	-	-	-	-
35400	35400-Compressor Station Equipment	-	-	-	-	-	-	-	-	-	-	-	-	-	-	-	-
35500	35500-Meas. & Reg. Equipment	-	-	-	-	-	-	-	-	-	-	-	-	-	-	-	-
35600	35600-Purification Equipment	-	-	-	-	-	-	-	-	-	-	-	-	-	-	-	-
36510	36510-Land & Land Rights	-	-	-	-	-	-	-	-	-	-	-	-	-	-	-	-
36520	36520-Rights-Of-Way	-	-	-	-	-	-	-	-	-	-	-	-	-	-	-	-
36602	36602-Structures & Improvements	-	-	-	-	-	-	-	-	-	-	-	-	-	-	-	-
36603	36603-Other Structures	-	-	-	-	-	-	-	-	-	-	-	-	-	-	-	-
36700	36700-Mains - Cathodic Protection	-	-	-	-	-	-	-	-	-	-	-	-	-	-	-	-
36701	36701-Mains - Steel	-	-	-	-	-	-	-	-	-	-	-	-	-	-	-	-
36703	36703-Mains - Anodes	-	-	-	-	-	-										
36900	36900-Meas. & Reg. Sta. Equipment	-	-	-	-	-	-	-	-	-	-	-	-	-	-	-	-
36901	36901-Meas. & Reg. Sta. Equipment	-	-	-	-	-	-	-	-	-	-	-	-	-	-	-	-
37400	37400-Land & Land Rights	-	-	-	-	-	-	-	-	-	-	-	-	-	-	-	-
37401	37401-Land	-	-	-	-	-	-	-	-	-	-	-	-	-	-	-	-
37402	37402-Land Rights	-	-	-	-	-	-	-	-	-	-	-	-	-	-	-	-
37403	37403-Land Other	-	-	-	-	-	-	-	-	-	-	-	-	-	-	-	-
37500	37500-Structures & Improvements	-	-	-	-	-	-	-	-	-	-	-	-	-	-	-	-
37501	37501-Structures & Improvements T.B	-	-	-	-	-	-	-	-	-	-	-	-	-	-	-	-
37502	37502-Land Rights	-	-	-	-	-	-	-	-	-	-	-	-	-	-	-	-
37503	37503-Improvements	-	-	-	-	-	-	-	-	-	-	-	-	-	-	-	-
37600	37600-Mains - Cathodic Protection	-	-	-	-	-	-	-	-	-	-	-	-	-	-	-	-
37601	37601-Mains - Steel	(192)	(20,554)	(2,276)	(7,624)	(2,440)	(94,459)	(762)	(11,713)	56,795	-	-	-	-	-	-	-
37602	37602-Mains - Plastic	(233)	(5,839)	(4,184)	(12,743)	-	(12,557)	(3,279)	(24,236)	(5,751)	(1,871)	(1,963)	(1,835)	(1,763)	(1,819)	(1,864)	(1,850)
37603	37603 - Mains - Anodes	-	-	(1,554)	(3,508)	-	(12,840)	(19,066)	(4,769)	533	(8,592)	(9,104)	(8,504)	(8,174)	(8,450)	(8,638)	(8,570)
37604	37604-Mains - Leak Clamps	(187,007)	(244,934)	(36,161)	(53,114)	(67,648)	(309,141)	-	-	-	-	-	-	-	-	-	-
37800	37800-Meas. & Reg. Sta. Eq-General	-	(65,248)	-	-	-	(382)	(6,632)	-	-	-	-	-	-	-	-	-
37900	37900-Meas. & Reg. - City Gate	-	-	-	-	-	-	-	-	-	-	-	-	-	-	-	-
37905	37905-Meas. & Reg. Sta. Equip T.B.	-	-	-	-	-	-	-	-	-	-	-	-	-	-	-	-
38000	38000-Services	(107,466)	(3,107)	(616,975)	(194,249)	(41,566)	(526,747)	(340,349)	(254,178)	(273,314)	(274,151)	(286,276)	(267,231)	(256,950)	(261,072)	(271,732)	(269,604)
38100	38100-Meters	(29,485)	(34,798)	(57,189)	(65,798)	(111,886)	(111,015)	(79,593)	(11,299)	(45,818)	(82,200)	(86,779)	(81,030)	(77,903)	(79,978)	(82,337)	(81,682)
38200	38200-Meter Installations	(25,263)	(27,728)	(48,018)	(58,012)	(95,241)	(97,641)	(841)	(916)	(772)	(28,336)	(29,444)	(27,439)	(26,417)	(26,296)	(27,930)	(27,706)
38300	38300-House Regulators	(500,588)	(3,150)	(6,886)	(8,901)	(13,764)	(13,285)	-	-	-	-	-	-	-	-	-	-
38400	38400-House Reg. Installations	-	-	-	-	-	-	-	-	-	-	-	-	-	-	-	-
38500	38500-Ind. Meas. & Reg. Sta. Equip	-	-	-	-	-	-	-	-	-	-	-	-	-	-	-	-
38900	38900-Land & Land Rights	-	-	-	-	-	-	-	-	-	-	-	-	-	-	-	-
39000	39000-Structures & Improvements	-	-	-	-	-	-	-	-	-	-	-	-	-	-	-	-
39002	39002-Structures - Brick	-	-	-	-	-	-	-	-	-	-	-	-	-	-	-	-
39003	39003-Improvements	-	-	-	-	-	-	-	-	-	-	-	-	-	-	-	-
39004	39004-Air Conditioning Equipment	-	-	-	-	-	-	-	-	-	-	-	-	-	-	-	-
39009	39009-Improv. to Leased Premises	-	-	-	-	-	-	-	-	-	-	-	-	-	-	-	-
39100	39100-Office Furniture & Equipment	-	-	-	-	-	-	-	-	-	-	-	-	-	-	-	-
39103	Office Machines	-	-	-	-	-	-	-	-	-	-	-	-	-	-	-	-
39200	39200-Transportation Equipment	-	-	-	-	-	-	-	-	-	-	-	-	-	-	-	-
39202	39202-WKG Trailers	-	-	-	-	-	-	-	-	-	-	-	-	-	-	-	-
39400	39400-Tools, Shop, & Garage Equip.	(7,213)	-	-	-	-	(12,455)	(86)	(3,964)	-	-	-	-	-	-	-	-
39603	39603-Ditchers	-	-	-	-	-	-	-	-	-	-	-	-	-	-	-	-
39604	39604-Backhoes	-	-	-	-	-	-	-	-	-	-	-	-	-	-	-	-
39605	39605-Welders	-	-	-	-	-	-	-	-	-	-	-	-	-	-	-	-
39700	39700-Communication Equipment	-	-	-	-	-	-	-	-	-	-	-	-	-	-	-	-
39701	Communication Equip.	-	-	-	-	-	-	-	-	-	-	-	-	-	-	-	-
39702	Communication Equip.	-	-	-	-	-	-	-	-	-	-	-	-	-	-	-	-
39705	39705-Comm. Equip. - Telemetering	-	-	-	-	-	-	-	-	-	-	-	-	-	-	-	-
39800	39800-Miscellaneous Equipment	-	-	(1,909)	(3,036)	-	-	-	(4,037)	(1,313)	-	-	-	-	-	-	-
39901	Servers Hardware	-	-	-	-	-	-	-	-	-	-	-	-	-	-	-	-
39902	Servers Software	-	-	-	-	-	-	-	-	-	-	-	-	-	-	-	-
39903	39903-Oth Tang Prop - Network - H/W	-	-	-	-	-	-	-	-	-	-	-	-	-	-	-	-
39906	39906-Oth Tang Prop - PC Hardware	-	-	-	(12,695)	-	(162,486)	-	-	-	-	-	-	-	-	-	-
39907	39907-Oth Tang Prop - PC Software	-	-	-	-	-	-	-	-	-	-	-	-	-	-	-	-
39908	39908-Oth Tang Prop - Appl Software	-	-	-	-	-	-	-	-	-	-	-	-	-	-	-	-
RWIP	RWIP	-	-	-	-	-	-	-	-	-	-	-	-	-	-	-	-
009 - Kentucky Division Total		**(857,446)**	**(405,357)**	**(775,152)**	**(419,680)**	**(332,546)**	**(1,353,009)**	**(450,607)**	**(315,112)**	**(269,639)**	**(395,150)**	**(413,565)**	**(386,039)**	**(371,206)**	**(377,615)**	**(392,501)**	**(389,412)**
PRP Reserve Oct 22 - June 24 Adj																	
	37601-Mains - Steel	***(8,447)***	-	***(26,398)***	***(326,288)***	***(33,960)***	***(264,443)***										
	37602-Mains - Plastic	***(134)***	-	***(7,342)***	***(7,339)***	***(8,911)***	***(61,752)***										
	37800-Meas. And Reg. Sta. E	-	-	-	-	-	-										
	38000-Services	***(509,134)***	***(32,819)***	***(959,963)***	***(330,483)***	-	***(449,715)***										
	Total PRP	***(517,716)***	***(32,819)***	***(993,703)***	***(664,110)***	***(42,871)***	***(775,910)***										

Division	utility_account	Actual Jan-24	Actual Feb-24	Actual Mar-24	Actual Apr-24	Actual May-24	Actual Jun-24	Projected Jul-24	Projected Aug-24	Projected Sep-24	Projected Oct-24	Projected Nov-24	Projected Dec-24	Projected Jan-25	Projected Feb-25	Projected Mar-25	Projected Apr-25
Per Books Total KY Division		**(1,375,162)**	**(438,177)**	**(1,768,856)**	**(1,083,789)**	**(375,417)**	**(2,128,919)**										
	Check	(1,375,162)	(438,177)	(1,768,856)	(1,083,789)	(375,417)	(2,128,919)										
Capitalized Depreciation																	
009 - Kentucky Division																	
39200	39200-Transportation Equipment																
39202	39202-WKG Trailers																
39400	39400-Tools, Shop, & Garage Equip.																
39603	39603-Ditchers																
39604	39604-Backhoes																
39605	39605-Welders																
009 - Kentucky Division Total																	
091 - Brentwood Division																	
39200	39200-Trans Equip- Group																
39400	39400-Tools, Shop, & Garage Equip.																
39600	39600-Power Operated Equipment																
091 - Brentwood Division Total																	
Allocated																	
GRV		-	-	-	-	-	-	-	-	-	-	-	-	-	-	-	-
AEAM		-	-	-	-	-	-	-	-	-	-	-	-	-	-	-	-
ALGN		-	-	-	-	-	-	-	-	-	-	-	-	-	-	-	-
002 - Dallas Atmos Rate Division		-	-	-	-	-	(1,727)	-	-	-	-	-	-	-	-	-	-
CKV		-	-	(948)	-	-	(3,309)	-	-	-	-	-	-	-	-	-	-
012 - Call Center Division		-	-	0	-	-	-	-	-	-	-	-	-	-	-	-	-
091 - Brentwood Division		-	-	(11,581)	-	-	-	-	-	-	-	-	-	-	-	-	-
009 - Kentucky Division		(857,446)	(405,357)	(775,152)	(419,680)	(332,546)	(1,353,009)	(450,607)	(315,112)	(269,639)	(395,150)	(413,565)	(386,039)	(371,206)	(377,615)	(392,501)	(389,412)
TOTAL		**(857,446)**	**(405,357)**	**(787,681)**	**(419,680)**	**(332,546)**	**(1,358,045)**	**(450,607)**	**(315,112)**	**(269,639)**	**(395,150)**	**(413,565)**	**(386,039)**	**(371,206)**	**(377,615)**	**(392,501)**	**(389,412)**

Note:

Division	utility_account	Actual Jan-24	Actual Feb-24	Actual Mar-24	Actual Apr-24	Actual May-24	Actual Jun-24	Projected Jul-24	Projected Aug-24	Projected Sep-24	Projected Oct-24	Projected Nov-24	Projected Dec-24	Projected Jan-25	Projected Feb-25	Projected Mar-25	Projected Apr-25

1. This amount relates to the reclass of depreciaiton and amor

002 - Dallas Atmos Rate Division
012 - Call Center Division
091 - Brentwood Division
009 - Kentucky Division

		Forecast Test Period											Base Period											
		Projected	Projected	Projected	Projected	Projected	Projected	Projected	Projected	Projected	Projected	Projected	Actual	Actual	Actual	Actual	Actual	Actual	Projected	Projected	Projected	Projected	Projected	Projected
Division	utility_account	May-25	Jun-25	Jul-25	Aug-25	Sep-25	Oct-25	Nov-25	Dec-25	Jan-26	Feb-26	Mar-26	Jan-24	Feb-24	Mar-24	Apr-24	May-24	Jun-24	Jul-24	Aug-24	Sep-24	Oct-24	Nov-24	Dec-24
002 - Dallas Atmos Rate Division																								
39000	39000-Structures & Improvements	-	-	-	-	-	-	-	-	-	-	-	-	-	-	-	-	-	-	-	-	-	-	-
39005	39005-G-Structures & Improvements	-	-	-	-	-	-	-	-	-	-	-	-	-	-	-	-	-	-	-	-	-	-	-
39009	39009-Improv. to Leased Premises	-	-	-	-	-	-	-	-	-	-	-	-	-	-	-	-	-	-	-	-	-	-	-
39020	Struct & Improv AEAM	-	-	-	-	-	-	-	-	-	-	-	-	-	-	-	-	-	-	-	-	-	-	-
39029	Improv-Leased AEAM	-	-	-	-	-	-	-	-	-	-	-	-	-	-	-	-	-	-	-	-	-	-	-
39100	39100-Office Furniture & Equipment	-	-	-	-	-	-	-	-	-	-	-	-	-	-	-	-	-	-	-	-	-	-	-
39102	39102-Remittance Processing Equipment	-	-	-	-	-	-	-	-	-	-	-	-	-	-	-	-	-	-	-	-	-	-	-
39103	39103-Office Furn. - Copiers & Type	-	-	-	-	-	-	-	-	-	-	-	-	-	-	-	-	-	-	-	-	-	-	-
39104	39104-G-Office Furniture & Equip.	-	-	-	-	-	-	-	-	-	-	-	-	-	-	-	-	-	-	-	-	-	-	-
39120	Off Furn & Equip-AEAM	-	-	-	-	-	-	-	-	-	-	-	-	-	-	-	-	-	-	-	-	-	-	-
39200	39200-Transportation Equipment	-	-	-	-	-	-	-	-	-	-	-	-	-	-	-	-	-	-	-	-	-	-	-
39300	39300-Stores Equipment	-	-	-	-	-	-	-	-	-	-	-	-	-	-	-	-	-	-	-	-	-	-	-
39400	39400-Tools, Shop, & Garage Equip.	-	-	-	-	-	-	-	-	-	-	-	-	-	-	-	-	-	-	-	-	-	-	-
39420	Tools And Garage-AEAM	-	-	-	-	-	-	-	-	-	-	-	-	-	-	-	-	-	-	-	-	-	-	-
39500	39500-Laboratory Equipment	-	-	-	-	-	-	-	-	-	-	-	-	-	-	-	-	-	-	-	-	-	-	-
39700	39700-Communication Equipment	-	-	-	-	-	-	-	-	-	-	-	-	-	-	-	-	-	-	-	-	-	-	-
39720	Commun Equip AEAM	-	-	-	-	-	-	-	-	-	-	-	-	-	-	-	-	-	-	-	-	-	-	-
39800	39800-Miscellaneous Equipment	-	-	-	-	-	-	-	-	-	-	-	-	-	-	-	-	-	-	-	-	-	-	-
39820	Misc Equip - AEAM	-	-	-	-	-	-	-	-	-	-	-	-	-	-	-	-	-	-	-	-	-	-	-
39900	39900-Other Tangible Equipm	-	-	-	-	-	-	-	-	-	-	-	-	-	-	-	-	-	-	-	-	-	-	-
39901	39901-Oth Tang Prop - Servers - H/W	-	-	-	-	-	-	-	-	-	-	-	-	-	-	-	-	-	-	-	-	-	-	-
39902	39902-Oth Tang Prop - Servers - S/W	-	-	-	-	-	-	-	-	-	-	-	-	-	-	-	-	-	-	-	-	-	-	-
39903	39903-Oth Tang Prop - Network - H/W	-	-	-	-	-	-	-	-	-	-	-	-	-	-	-	-	-	-	-	-	-	-	-
39904	39904-Oth Tang Prop - CPU	-	-	-	-	-	-	-	-	-	-	-	-	-	-	-	-	-	-	-	-	-	-	-
39905	39905-Oth Tang Prop - MF Hardware	-	-	-	-	-	-	-	-	-	-	-	-	-	-	-	-	-	-	-	-	-	-	-
39906	39906-Oth Tang Prop - PC Hardware	-	-	-	-	-	-	-	-	-	-	-	-	-	-	-	-	-	-	-	-	-	-	-
39907	39907-Oth Tang Prop - PC Software	-	-	-	-	-	-	-	-	-	-	-	-	-	-	-	-	-	-	-	-	-	-	-
39908	39908-Oth Tang Prop - Appl Software	-	-	-	-	-	-	-	-	-	-	-	-	(8,313)	-	-	-	-	-	-	-	-	-	-
39909	39909-Oth Tang Prop - Mainframe S/W	-	-	-	-	-	-	-	-	-	-	-	-	-	-	-	-	-	-	-	-	-	-	-
39921	Servers-Hardware-AEAM	-	-	-	-	-	-	-	-	-	-	-	-	-	-	-	-	-	-	-	-	-	-	-
39922	Servers-Software-AEAM	-	-	-	-	-	-	-	-	-	-	-	-	-	-	-	-	-	-	-	-	-	-	-
39923	Network Hardware-AEAM	-	-	-	-	-	-	-	-	-	-	-	-	-	-	-	-	-	-	-	-	-	-	-
39924	39924-Oth Tang Prop - Gen.	-	-	-	-	-	-	-	-	-	-	-	-	-	-	-	-	-	-	-	-	-	-	-
39926	Pc Hardware-AEAM	-	-	-	-	-	-	-	-	-	-	-	-	-	-	-	-	-	-	-	-	-	-	-
39928	Application SW-AEAM	-	-	-	-	-	-	-	-	-	-	-	-	4,593	-	-	-	-	-	-	-	-	-	-
39931	ALGN-Servers-Hardware	-	-	-	-	-	-	-	-	-	-	-	-	-	-	-	-	-	-	-	-	-	-	-
39932	ALGN-Servers-Software	-	-	-	-	-	-	-	-	-	-	-	-	-	-	-	-	-	-	-	-	-	-	-
39938	ALGN-Application SW	-	-	-	-	-	-	-	-	-	-	-	-	-	-	-	-	-	-	-	-	-	-	-
RWIP	RWIP	-	-	-	-	-	-	-	-	-	-	-	-	-	-	-	-	-	-	-	-	-	-	-
ADJ	WTW Adjustment (1)																							
002 - Dallas Atmos Rate Division Total		-	-	-	-	-	-	-	-	-	-	-	-	(3,720)	-	-	-	-	-	-	-	-	-	-
													-	(3,720)	-	-	-	-						
012 - Call Center Division													-	-	-	-	-	-						
38900	38900-Land	-	-	-	-	-	-	-	-	-	-	-	-	-	-	-	-	-	-	-	-	-	-	-
38910	38910-CKV-Land & Land Rights	-	-	-	-	-	-	-	-	-	-	-	-	-	-	-	-	-	-	-	-	-	-	-
39000	39000-Structures & Improvements	-	-	-	-	-	-	-	-	-	-	-	-	-	-	-	-	-	-	-	-	-	-	-
39009	39009-Improv. to Leased Premises	-	-	-	-	-	-	-	-	-	-	-	-	-	-	-	-	-	-	-	-	-	-	-
39010	39010-CKV-Structures & Improvements	-	-	-	-	-	-	-	-	-	-	-	-	-	-	-	-	-	-	-	-	-	-	-
39100	39100-Office Furniture & Equipment	-	-	-	-	-	-	-	-	-	-	-	-	-	-	-	-	-	-	-	-	-	-	-
39101	Office Furniture And	-	-	-	-	-	-	-	-	-	-	-	-	-	-	-	-	-	-	-	-	-	-	-
39102	Remittance Processing	-	-	-	-	-	-	-	-	-	-	-	-	-	-	-	-	-	-	-	-	-	-	-
39103	39103-Office Furn. - Copiers & Type	-	-	-	-	-	-	-	-	-	-	-	-	-	-	-	-	-	-	-	-	-	-	-
39110	CKV-Office Furn & Eq	-	-	-	-	-	-	-	-	-	-	-	-	-	-	-	-	-	-	-	-	-	-	-
39210	CKV-Transportation Eq	-	-	-	-	-	-	-	-	-	-	-	-	-	-	-	-	-	-	-	-	-	-	-
39410	CKV-Tools Shop Garage	-	-	-	-	-	-	-	-	-	-	-	-	-	-	-	-	-	-	-	-	-	-	-
39510	CKV-Laboratory Equip	-	-	-	-	-	-	-	-	-	-	-	-	-	-	-	-	-	-	-	-	-	-	-
39700	39700-Communication Equipment	-	-	-	-	-	-	-	-	-	-	-	-	-	-	-	-	-	-	-	-	-	-	-
39710	39710-CKV-Communication Equipment	-	-	-	-	-	-	-	-	-	-	-	-	-	-	-	-	-	-	-	-	-	-	-
39800	39800-Miscellaneous Equipment	-	-	-	-	-	-	-	-	-	-	-	-	-	-	-	-	-	-	-	-	-	-	-
39810	CKV-Misc Equipment	-	-	-	-	-	-	-	-	-	-	-	-	-	-	-	-	-	-	-	-	-	-	-
39900	39900-Other Tangible Property	-	-	-	-	-	-	-	-	-	-	-	-	-	-	-	-	-	-	-	-	-	-	-
39901	39901-Oth Tang Prop - Servers - H/W	-	-	-	-	-	-	-	-	-	-	-	-	-	-	-	-	-	-	-	-	-	-	-
39902	39902-Oth Tang Prop - Servers - S/W	-	-	-	-	-	-	-	-	-	-	-	-	-	-	-	-	-	-	-	-	-	-	-
39903	39903-Oth Tang Prop - Network - H/W	-	-	-	-	-	-	-	-	-	-	-	-	-	-	-	-	-	-	-	-	-	-	-
39906	39906-Oth Tang Prop - PC Hardware	-	-	-	-	-	-	-	-	-	-	-	-	-	-	-	-	-	-	-	-	-	-	-
39907	39907-Oth Tang Prop - PC Software	-	-	-	-	-	-	-	-	-	-	-	-	-	-	-	-	-	-	-	-	-	-	-
39908	39908-Oth Tang Prop - Appl Software	-	-	-	-	-	-	-	-	-	-	-	-	3,720	-	-	-	-	-	-	-	-	-	-
39910	39910-CKV-Other Tangible Property	-	-	-	-	-	-	-	-	-	-	-	-	-	-	-	-	-	-	-	-	-	-	-
39916	39916-CKV-Oth Tang Prop-PC Hardware	-	-	-	-	-	-	-	-	-	-	-	-	-	-	-	-	-	-	-	-	-	-	-
39917	39917-CKV-Oth Tang Prop-PC Software	-	-	-	-	-	-	-	-	-	-	-	-	-	-	-	-	-	-	-	-	-	-	-
39918	CKV-Oth Tang Prop-App	-	-	-	-	-	-	-	-	-	-	-	-	-	-	-	-	-	-	-	-	-	-	-
39924	Oth Tang Prop - Gen.	-	-	-	-	-	-	-	-	-	-	-	-	-	-	-	-	-	-	-	-	-	-	-
RWIP	RWIP												-	-	-	-	-	-						
012 - Call Center Division Total		-	-	-	-	-	-	-	-	-	-	-	-	3,720	-	-	-	-	-	-	-	-	-	-
													-	3,720	-	-	-	-						
091 - Brentwood Division													-	-	-	-	-	-						
30100	30100-Organization	-	-	-	-	-	-	-	-	-	-	-	-	-	-	-	-	-	-	-	-	-	-	-
30300	30300-Misc. Intangible Plant	-	-	-	-	-	-	-	-	-	-	-	-	-	-	-	-	-	-	-	-	-	-	-
39001	39001-Structures - Frame	-	-	-	-	-	-	-	-	-	-	-	-	-	-	-	-	-	-	-	-	-	-	-
39004	39004-Air Conditioning Equipment	-	-	-	-	-	-	-	-	-	-	-	-	-	-	-	-	-	-	-	-	-	-	-
39009	39009-Improv. to Leased Premises	-	-	-	-	-	-	-	-	-	-	-	-	-	-	-	-	-	-	-	-	-	-	-

Division	utility_account	Projected May-25	Projected Jun-25	Projected Jul-25	Projected Aug-25	Projected Sep-25	Projected Oct-25	Projected Nov-25	Projected Dec-25	Projected Jan-26	Projected Feb-26	Projected Mar-26	Actual Jan-24	Actual Feb-24	Actual Mar-24	Actual Apr-24	Actual May-24	Actual Jun-24	Projected Jul-24	Projected Aug-24	Projected Sep-24	Projected Oct-24	Projected Nov-24	Projected Dec-24
39100	39100-Office Furniture & Equipment	-	-	-	-	-	-	-	-	-	-	-	-	-	-	-	-	-	-	-	-	-	-	-
39101	Office Furniture And	-	-	-	-	-	-	-	-	-	-	-	-	-	-	-	-	-	-	-	-	-	-	-
39103	Office Machines	-	-	-	-	-	-	-	-	-	-	-	-	-	-	-	-	-	-	-	-	-	-	-
39200	39200-Trans Equip- Group	-	-	-	-	-	-	-	-	-	-	-	-	-	-	-	-	-	-	-	-	-	-	-
39300	Stores Equipment	-	-	-	-	-	-	-	-	-	-	-	-	-	-	-	-	-	-	-	-	-	-	-
39400	39400-Tools, Shop, & Garage Equip.	-	-	-	-	-	-	-	-	-	-	-	-	-	-	-	-	-	-	-	-	-	-	-
39600	39600-Power Operated Equipment	-	-	-	-	-	-	-	-	-	-	-	-	-	-	-	-	-	-	-	-	-	-	-
39700	39700-Communication Equipment	-	-	-	-	-	-	-	-	-	-	-	-	-	-	-	-	-	-	-	-	-	-	-
39701	Communication Equip.	-	-	-	-	-	-	-	-	-	-	-	-	-	-	-	-	-	-	-	-	-	-	-
39702	Communication Equip.	-	-	-	-	-	-	-	-	-	-	-	-	-	-	-	-	-	-	-	-	-	-	-
39800	39800-Miscellaneous Equipment	-	-	-	-	-	-	-	-	-	-	-	-	-	-	-	-	-	-	-	-	-	-	-
39900	39900-Other Tangible Property	-	-	-	-	-	-	-	-	-	-	-	-	-	-	-	-	-	-	-	-	-	-	-
39901	39901-Oth Tang Prop - Servers - H/W	-	-	-	-	-	-	-	-	-	-	-	-	-	-	-	-	-	-	-	-	-	-	-
39902	39902-Oth Tang Prop - Servers - S/W	-	-	-	-	-	-	-	-	-	-	-	-	-	-	-	-	-	-	-	-	-	-	-
39903	39903-Oth Tang Prop - Network - H/W	-	-	-	-	-	-	-	-	-	-	-	-	-	-	-	-	-	-	-	-	-	-	-
39906	39906-Oth Tang Prop - PC Hardware	-	-	-	-	-	-	-	-	-	-	-	-	-	-	-	-	-	-	-	-	-	-	-
39907	39907-Oth Tang Prop - PC Software	-	-	-	-	-	-	-	-	-	-	-	-	-	-	-	-	-	-	-	-	-	-	-
39908	39908-Oth Tang Prop - Appl Software	-	-	-	-	-	-	-	-	-	-	-	-	-	-	-	-	-	-	-	-	-	-	-
RWIP	RWIP	-	-	-	-	-	-	-	-	-	-	-	-	-	-	-	-	-	-	-	-	-	-	-
091 - Brentwood Division Total		**-**	**-**	**-**	**-**	**-**	**-**	**-**	**-**	**-**	**-**	**-**	**-**	**-**	**-**	**-**	**-**	**-**	**-**	**-**	**-**	**-**	**-**	**-**

Division	utility_account	Projected May-25	Projected Jun-25	Projected Jul-25	Projected Aug-25	Projected Sep-25	Projected Oct-25	Projected Nov-25	Projected Dec-25	Projected Jan-26	Projected Feb-26	Projected Mar-26	Actual Jan-24	Actual Feb-24	Actual Mar-24	Actual Apr-24	Actual May-24	Actual Jun-24	Projected Jul-24	Projected Aug-24	Projected Sep-24	Projected Oct-24	Projected Nov-24	Projected Dec-24
													-	-	-	-	-	-						
													-	-	-	-	-	-						
009 - WKG Division																								
30100	30100-Organization	-	-	-	-	-	-	-	-	-	-	-	-	-	-	-	-	-	-	-	-	-	-	-
30200	30200-Franchises & Consents	-	-	-	-	-	-	-	-	-	-	-	-	-	-	-	-	-	-	-	-	-	-	-
32540	32540-Rights-of-Way	-	-	-	-	-	-	-	-	-	-	-	-	-	-	-	-	-	-	-	-	-	-	-
33202	33202-Tributary Lines	-	-	-	-	-	-	-	-	-	-	-	-	-	-	-	-	-	-	-	-	-	-	-
33400	33400-Field Meas. & Reg. Sta. Equip	-	-	-	-	-	-	-	-	-	-	-	-	-	-	-	-	-	-	-	-	-	-	-
35010	35010-Land	-	-	-	-	-	-	-	-	-	-	-	-	-	-	-	-	-	-	-	-	-	-	-
35020	35020-Rights of Ways	-	-	-	-	-	-	-	-	-	-	-	-	-	-	-	-	-	-	-	-	-	-	-
35100	35100-Structures & Improvements	-	-	-	-	-	-	-	-	-	-	-	-	-	-	-	-	-	-	-	-	-	-	-
35102	35102-Compressor Station Equipment	-	-	-	-	-	-	-	-	-	-	-	-	-	-	-	-	-	-	-	-	-	-	-
35103	35103-Meas. & Reg. Sta. Structures	-	-	-	-	-	-	-	-	-	-	-	-	-	-	-	-	-	-	-	-	-	-	-
35104	35104-Other Structures	-	-	-	-	-	-	-	-	-	-	-	-	-	-	-	-	-	-	-	-	-	-	-
35200	35200-Wells	-	-	-	-	-	-	-	-	-	-	-	-	-	-	-	-	-	-	-	-	-	-	-
35201	35201-Well Construction	-	-	-	-	-	-	-	-	-	-	-	-	-	-	-	-	-	-	-	-	-	-	-
35202	35202-Well Equipment	-	-	-	-	-	-	-	-	-	-	-	-	-	-	-	-	-	-	-	-	-	-	-
35203	35203-Cushion Gas	-	-	-	-	-	-	-	-	-	-	-	-	-	-	-	-	-	-	-	-	-	-	-
35210	35210-Leaseholds	-	-	-	-	-	-	-	-	-	-	-	-	-	-	-	-	-	-	-	-	-	-	-
35211	35211-Storage Rights	-	-	-	-	-	-	-	-	-	-	-	-	-	-	-	-	-	-	-	-	-	-	-
35301	35301-Field Lines	-	-	-	-	-	-	-	-	-	-	-	-	-	-	-	-	-	-	-	-	-	-	-
35302	35302-Tributary Lines	-	-	-	-	-	-	-	-	-	-	-	-	-	-	-	-	-	-	-	-	-	-	-
35400	35400-Compressor Station Equipment	-	-	-	-	-	-	-	-	-	-	-	-	-	-	-	-	-	-	-	-	-	-	-
35500	35500-Meas. & Reg. Equipment	-	-	-	-	-	-	-	-	-	-	-	-	-	-	-	-	-	-	-	-	-	-	-
35600	35600-Purification Equipment	-	-	-	-	-	-	-	-	-	-	-	-	-	-	-	-	-	-	-	-	-	-	-
36510	36510-Land & Land Rights	-	-	-	-	-	-	-	-	-	-	-	-	-	-	-	-	-	-	-	-	-	-	-
36520	36520-Rights-Of-Way	-	-	-	-	-	-	-	-	-	-	-	-	-	-	-	-	-	-	-	-	-	-	-
36602	36602-Structures & Improvements	-	-	-	-	-	-	-	-	-	-	-	-	-	-	-	-	-	-	-	-	-	-	-
36603	36603-Other Structures	-	-	-	-	-	-	-	-	-	-	-	-	-	-	-	-	-	-	-	-	-	-	-
36700	36700-Mains - Cathodic Protection	-	-	-	-	-	-	-	-	-	-	-	-	-	-	-	-	-	-	-	-	-	-	-
36701	36701-Mains - Steel	-	-	-	-	-	-	-	-	-	-	-	-	-	-	-	-	-	-	-	-	-	-	-
36703	36703-Mains - Anodes												-	-	-	-	-	-						
36900	36900-Meas. & Reg. Sta. Equipment	-	-	-	-	-	-	-	-	-	-	-	-	-	-	-	-	-	-	-	-	-	-	-
36901	36901-Meas. & Reg. Sta. Equipment	-	-	-	-	-	-	-	-	-	-	-	-	-	-	-	-	-	-	-	-	-	-	-
37400	37400-Land & Land Rights	-	-	-	-	-	-	-	-	-	-	-	-	-	-	-	-	-	-	-	-	-	-	-
37401	37401-Land	-	-	-	-	-	-	-	-	-	-	-	-	-	-	-	-	-	-	-	-	-	-	-
37402	37402-Land Rights	-	-	-	-	-	-	-	-	-	-	-	-	-	-	-	-	-	-	-	-	-	-	-
37403	37403-Land Other	-	-	-	-	-	-	-	-	-	-	-	-	-	-	-	-	-	-	-	-	-	-	-
37500	37500-Structures & Improvements	-	-	-	-	-	-	-	-	-	-	-	-	-	-	-	-	-	-	-	-	-	-	-
37501	37501-Structures & Improvements T.B	-	-	-	-	-	-	-	-	-	-	-	-	-	-	-	-	-	-	-	-	-	-	-
37502	37502-Land Rights	-	-	-	-	-	-	-	-	-	-	-	-	-	-	-	-	-	-	-	-	-	-	-
37503	37503-Improvements	-	-	-	-	-	-	-	-	-	-	-	-	-	-	-	-	-	-	-	-	-	-	-
37600	37600-Mains - Cathodic Protection	-	-	-	-	-	-	-	-	-	-	-	-	-	-	-	-	-	-	-	-	-	-	-
37601	37601-Mains - Steel	-	(19,959)	-	(10,458)	(563,749)	-	-	-	-	-	-	-	-	-	-	-	-	-	-	-	-	-	-
37602	37602-Mains - Plastic	(1,821)	(1,865)	(1,832)	(1,915)	(31,245)	(1,797)	(1,797)	(1,797)	(3,085)	(1,797)	(1,797)	-	-	-	-	-	-	-	-	-	-	-	-
37603	37603 - Mains - Anodes	(8,441)	(8,643)	(8,488)	(8,884)	(8,649)	(8,010)	(8,010)	(8,010)	(8,010)	(8,010)	(8,010)	-	-	-	-	-	-	-	-	-	-	-	-
37604	37604-Mains - Leak Clamps	-	-	-	-	-	-	-	-	-	-	-	-	-	-	-	-	-	-	-	-	-	-	-
37800	37800-Meas. & Reg. Sta. Eq-General	-	-	-	-	(274,192)	-	-	-	-	-	-	-	-	-	-	-	-	-	-	-	-	-	-
37900	37900-Meas. & Reg. - City Gate	-	-	-	-	-	-	-	-	-	-	-	-	-	-	-	-	-	-	-	-	-	-	-
37905	37905-Meas. & Reg. Sta. Equip T.B.	-	-	-	-	-	-	-	-	-	-	-	-	-	-	-	-	-	-	-	-	-	-	-
38000	38000-Services	(265,385)	(270,049)	(264,977)	(280,836)	(272,635)	(271,324)	(271,324)	(271,324)	(271,324)	(271,324)	(271,324)	-	-	-	-	-	-	-	-	-	-	-	-
38100	38100-Meters	(80,450)	(82,150)	(80,646)	(84,878)	(755,180)	(78,065)	(78,065)	(78,065)	(78,065)	(78,065)	(78,065)	-	-	-	-	-	-	-	-	-	-	-	-
38200	38200-Meter Installations	(27,277)	(27,513)	(26,975)	(29,086)	(28,107)	(29,025)	(29,025)	(29,025)	(29,025)	(29,025)	(29,025)	-	-	-	-	-	-	-	-	-	-	-	-
38300	38300-House Regulators	-	-	-	-	-	-	-	-	-	-	-	-	-	-	-	-	-	-	-	-	-	-	-
38400	38400-House Reg. Installations	-	-	-	-	-	-	-	-	-	-	-	-	-	-	-	-	-	-	-	-	-	-	-
38500	38500-Ind. Meas. & Reg. Sta. Equip	-	-	-	-	-	-	-	-	-	-	-	-	-	-	-	-	-	-	-	-	-	-	-
38900	38900-Land & Land Rights	-	-	-	-	-	-	-	-	-	-	-	-	-	-	-	-	-	-	-	-	-	-	-
39000	39000-Structures & Improvements	-	-	-	-	-	-	-	-	-	-	-	-	-	-	-	-	-	-	-	-	-	-	-
39002	39002-Structures - Brick	-	-	-	-	-	-	-	-	-	-	-	-	-	-	-	-	-	-	-	-	-	-	-
39003	39003-Improvements	-	-	-	-	-	-	-	-	-	-	-	-	-	-	-	-	-	-	-	-	-	-	-
39004	39004-Air Conditioning Equipment	-	-	-	-	-	-	-	-	-	-	-	-	-	-	-	-	-	-	-	-	-	-	-
39009	39009-Improv. to Leased Premises	-	-	-	-	-	-	-	-	-	-	-	-	-	-	-	-	-	-	-	-	-	-	-
39100	39100-Office Furniture & Equipment	-	-	-	-	-	-	-	-	-	-	-	-	-	-	-	-	-	-	-	-	-	-	-
39103	Office Machines	-	-	-	-	-	-	-	-	-	-	-	-	-	-	-	-	-	-	-	-	-	-	-
39200	39200-Transportation Equipment	-	-	-	-	-	-	-	-	-	-	-	-	-	-	-	-	-	-	-	-	-	-	-
39202	39202-WKG Trailers	-	-	-	-	-	-	-	-	-	-	-	-	-	-	-	-	-	-	-	-	-	-	-
39400	39400-Tools, Shop, & Garage Equip.	-	-	-	-	(72,319)	-	-	-	-	-	-	-	-	-	-	-	-	-	-	-	-	-	-
39603	39603-Ditchers	-	-	-	-	-	-	-	-	-	-	-	-	-	-	-	-	-	-	-	-	-	-	-
39604	39604-Backhoes	-	-	-	-	-	-	-	-	-	-	-	-	-	-	-	-	-	-	-	-	-	-	-
39605	39605-Welders	-	-	-	-	-	-	-	-	-	-	-	-	-	-	-	-	-	-	-	-	-	-	-
39700	39700-Communication Equipment	-	-	-	-	-	-	-	-	-	-	-	-	-	-	-	-	-	-	-	-	-	-	-
39701	Communication Equip.	-	-	-	-	-	-	-	-	-	-	-	-	-	-	-	-	-	-	-	-	-	-	-
39702	Communication Equip.	-	-	-	-	-	-	-	-	-	-	-	-	-	-	-	-	-	-	-	-	-	-	-
39705	39705-Comm. Equip. - Telemetering	-	-	-	-	-	-	-	-	-	-	-	-	-	-	-	-	-	-	-	-	-	-	-
39800	39800-Miscellaneous Equipment	-	-	-	-	(2,878)	-	-	-	-	-	-	-	-	-	-	-	-	-	-	-	-	-	-
39901	Servers Hardware	-	-	-	-	-	-	-	-	-	-	-	-	-	-	-	-	-	-	-	-	-	-	-
39902	Servers Software	-	-	-	-	-	-	-	-	-	-	-	-	-	-	-	-	-	-	-	-	-	-	-
39903	39903-Oth Tang Prop - Network - H/W	-	-	-	-	-	-	-	-	-	-	-	-	-	-	-	-	-	-	-	-	-	-	-
39906	39906-Oth Tang Prop - PC Hardware	-	-	-	-	-	-	-	-	-	-	-	-	-	-	-	-	-	-	-	-	-	-	-
39907	39907-Oth Tang Prop - PC Software	-	-	-	-	-	-	-	-	-	-	-	-	-	-	-	-	-	-	-	-	-	-	-
39908	39908-Oth Tang Prop - Appl Software	-	-	-	-	-	-	-	-	-	-	-	-	-	-	-	-	-	-	-	-	-	-	-
RWIP	RWIP	-	-	-	-	-	-	-	-	-	-	-	-	-	-	-	-	-	-	-	-	-	-	-
009 - Kentucky Division Total		**(383,374)**	**(410,181)**	**(382,916)**	**(416,058)**	**(2,008,954)**	**(388,221)**	**(388,221)**	**(388,221)**	**(389,509)**	**(388,221)**	**(388,221)**	**-**	**-**	**-**	**-**	**-**	**-**	**-**	**-**	**-**	**-**	**-**	**-**
													-	-	-	-	-	-						

PRP Reserve Oct 22 - June 24 Adj

37601-Mains - Steel
37602-Mains - Plastic
37800-Meas. And Reg. Sta. E
38000-Services
Total PRP

Division	utility_account	Projected May-25	Projected Jun-25	Projected Jul-25	Projected Aug-25	Projected Sep-25	Projected Oct-25	Projected Nov-25	Projected Dec-25	Projected Jan-26	Projected Feb-26	Projected Mar-26	Actual Jan-24	Actual Feb-24	Actual Mar-24	Actual Apr-24	Actual May-24	Actual Jun-24	Projected Jul-24	Projected Aug-24	Projected Sep-24	Projected Oct-24	Projected Nov-24	Projected Dec-24
Per Books Total KY Division																								
	Check																							
Capitalized Depreciation													-	-	-	-	-	-						
009 - Kentucky Division																								
39200	39200-Transportation Equipment																							
39202	39202-WKG Trailers																							
39400	39400-Tools, Shop, & Garage Equip.																							
39603	39603-Ditchers																							
39604	39604-Backhoes																							
39605	39605-Welders																							
009 - Kentucky Division Total																								
091 - Brentwood Division																								
39200	39200-Trans Equip- Group																							
39400	39400-Tools, Shop, & Garage Equip.																							
39600	39600-Power Operated Equipment																							
091 - Brentwood Division Total																								
Allocated																								
GRV		-	-	-	-	-	-	-	-	-	-	-	-	-	-	-	-	-	-	-	-	-	-	-
AEAM		-	-	-	-	-	-	-	-	-	-	-	-	257	-	-	-	-	-	-	-	-	-	-
ALGN		-	-	-	-	-	-	-	-	-	-	-	-	-	-	-	-	-	-	-	-	-	-	-
002 - Dallas Atmos Rate Division		-	-	-	-	-	-	-	-	-	-	-	-	(379)	-	-	-	-	-	-	-	-	-	-
CKV		-	-	-	-	-	-	-	-	-	-	-	-	-	-	-	-	-	-	-	-	-	-	-
012 - Call Center Division		-	-	-	-	-	-	-	-	-	-	-	-	201	-	-	-	-	-	-	-	-	-	-
091 - Brentwood Division		-	-	-	-	-	-	-	-	-	-	-	-	-	-	-	-	-	-	-	-	-	-	-
009 - Kentucky Division		(383,374)	(410,181)	(382,916)	(416,058)	(2,008,954)	(388,221)	(388,221)	(388,221)	(389,509)	(388,221)	(388,221)	-	-	-	-	-	-	-	-	-	-	-	-
TOTAL		**(383,374)**	**(410,181)**	**(382,916)**	**(416,058)**	**(2,008,954)**	**(388,221)**	**(388,221)**	**(388,221)**	**(389,509)**	**(388,221)**	**(388,221)**	**-**	**78**	**-**	**-**	**-**	**-**	**-**	**-**	**-**	**-**	**-**	**-**

Note:

Division	utility_account	Projected May-25	Projected Jun-25	Projected Jul-25	Projected Aug-25	Projected Sep-25	Projected Oct-25	Projected Nov-25	Projected Dec-25	Projected Jan-26	Projected Feb-26	Projected Mar-26	Actual Jan-24	Actual Feb-24	Actual Mar-24	Actual Apr-24	Actual May-24	Actual Jun-24	Projected Jul-24	Projected Aug-24	Projected Sep-24	Projected Oct-24	Projected Nov-24	Projected Dec-24

1. This amount relates to the reclass of depreciaiton and amor

002 - Dallas Atmos Rate Division
012 - Call Center Division
091 - Brentwood Division
009 - Kentucky Division

Transfer / Adjustment

Division	utility_account	Projected Jan-25	Projected Feb-25	Projected Mar-25	Projected Apr-25
002 - Dallas Atmos Rate Division					
39000	39000-Structures & Improvements	-	-	-	-
39005	39005-G-Structures & Improvements	-	-	-	-
39009	39009-Improv. to Leased Premises	-	-	-	-
39020	Struct & Improv AEAM	-	-	-	-
39029	Improv-Leased AEAM	-	-	-	-
39100	39100-Office Furniture & Equipment	-	-	-	-
39102	39102-Remittance Processing Equipment	-	-	-	-
39103	39103-Office Furn. - Copiers & Type	-	-	-	-
39104	39104-G-Office Furniture & Equip.	-	-	-	-
39120	Off Furn & Equip-AEAM	-	-	-	-
39200	39200-Transportation Equipment	-	-	-	-
39300	39300-Stores Equipment	-	-	-	-
39400	39400-Tools, Shop, & Garage Equip.	-	-	-	-
39420	Tools And Garage-AEAM	-	-	-	-
39500	39500-Laboratory Equipment	-	-	-	-
39700	39700-Communication Equipment	-	-	-	-
39720	Commun Equip AEAM	-	-	-	-
39800	39800-Miscellaneous Equipment	-	-	-	-
39820	Misc Equip - AEAM	-	-	-	-
39900	39900-Other Tangible Equipm	-	-	-	-
39901	39901-Oth Tang Prop - Servers - H/W	-	-	-	-
39902	39902-Oth Tang Prop - Servers - S/W	-	-	-	-
39903	39903-Oth Tang Prop - Network - H/W	-	-	-	-
39904	39904-Oth Tang Prop - CPU	-	-	-	-
39905	39905-Oth Tang Prop - MF Hardware	-	-	-	-
39906	39906-Oth Tang Prop - PC Hardware	-	-	-	-
39907	39907-Oth Tang Prop - PC Software	-	-	-	-
39908	39908-Oth Tang Prop - Appl Software	-	-	-	-
39909	39909-Oth Tang Prop - Mainframe S/W	-	-	-	-
39921	Servers-Hardware-AEAM	-	-	-	-
39922	Servers-Software-AEAM	-	-	-	-
39923	Network Hardware-AEAM	-	-	-	-
39924	39924-Oth Tang Prop - Gen.	-	-	-	-
39926	Pc Hardware-AEAM	-	-	-	-
39928	Application SW-AEAM	-	-	-	-
39931	ALGN-Servers-Hardware	-	-	-	-
39932	ALGN-Servers-Software	-	-	-	-
39938	ALGN-Application SW	-	-	-	-
RWIP	RWIP	-	-	-	-
ADJ	WTW Adjustment (1)				
002 - Dallas Atmos Rate Division Total		**-**	**-**	**-**	**-**
012 - Call Center Division					
38900	38900-Land	-	-	-	-
38910	38910-CKV-Land & Land Rights	-	-	-	-
39000	39000-Structures & Improvements	-	-	-	-
39009	39009-Improv. to Leased Premises	-	-	-	-
39010	39010-CKV-Structures & Improvements	-	-	-	-
39100	39100-Office Furniture & Equipment	-	-	-	-
39101	Office Furniture And	-	-	-	-
39102	Remittance Processing	-	-	-	-
39103	39103-Office Furn. - Copiers & Type	-	-	-	-
39110	CKV-Office Furn & Eq	-	-	-	-
39210	CKV-Transportation Eq	-	-	-	-
39410	CKV-Tools Shop Garage	-	-	-	-
39510	CKV-Laboratory Equip	-	-	-	-
39700	39700-Communication Equipment	-	-	-	-
39710	39710-CKV-Communication Equipment	-	-	-	-
39800	39800-Miscellaneous Equipment	-	-	-	-
39810	CKV-Misc Equipment	-	-	-	-
39900	39900-Other Tangible Property	-	-	-	-
39901	39901-Oth Tang Prop - Servers - H/W	-	-	-	-
39902	39902-Oth Tang Prop - Servers - S/W	-	-	-	-
39903	39903-Oth Tang Prop - Network - H/W	-	-	-	-
39906	39906-Oth Tang Prop - PC Hardware	-	-	-	-
39907	39907-Oth Tang Prop - PC Software	-	-	-	-
39908	39908-Oth Tang Prop - Appl Software	-	-	-	-
39910	39910-CKV-Other Tangible Property	-	-	-	-
39916	39916-CKV-Oth Tang Prop-PC Hardware	-	-	-	-
39917	39917-CKV-Oth Tang Prop-PC Software	-	-	-	-
39918	CKV-Oth Tang Prop-App	-	-	-	-
39924	Oth Tang Prop - Gen.	-	-	-	-
RWIP	RWIP				
012 - Call Center Division Total		**-**	**-**	**-**	**-**
091 - Brentwood Division					
30100	30100-Organization	-	-	-	-
30300	30300-Misc. Intangible Plant	-	-	-	-
39001	39001-Structures - Frame	-	-	-	-
39004	39004-Air Conditioning Equipment	-	-	-	-
39009	39009-Improv. to Leased Premises	-	-	-	-

Division	utility_account	Projected Jan-25	Projected Feb-25	Projected Mar-25	Projected Apr-25
39100	39100-Office Furniture & Equipment	-	-	-	-
39101	Office Furniture And	-	-	-	-
39103	Office Machines	-	-	-	-
39200	39200-Trans Equip- Group	-	-	-	-
39300	Stores Equipment	-	-	-	-
39400	39400-Tools, Shop, & Garage Equip.	-	-	-	-
39600	39600-Power Operated Equipment	-	-	-	-
39700	39700-Communication Equipment	-	-	-	-
39701	Communication Equip.	-	-	-	-
39702	Communication Equip.	-	-	-	-
39800	39800-Miscellaneous Equipment	-	-	-	-
39900	39900-Other Tangible Property	-	-	-	-
39901	39901-Oth Tang Prop - Servers - H/W	-	-	-	-
39902	39902-Oth Tang Prop - Servers - S/W	-	-	-	-
39903	39903-Oth Tang Prop - Network - H/W	-	-	-	-
39906	39906-Oth Tang Prop - PC Hardware	-	-	-	-
39907	39907-Oth Tang Prop - PC Software	-	-	-	-
39908	39908-Oth Tang Prop - Appl Software	-	-	-	-
RWIP	RWIP				
091 - Brentwood Division Total		**-**	**-**	**-**	**-**

Division	utility_account	Projected Jan-25	Projected Feb-25	Projected Mar-25	Projected Apr-25
009 - WKG Division					
30100	30100-Organization	-	-	-	-
30200	30200-Franchises & Consents	-	-	-	-
32540	32540-Rights-of-Way	-	-	-	-
33202	33202-Tributary Lines	-	-	-	-
33400	33400-Field Meas. & Reg. Sta. Equip	-	-	-	-
35010	35010-Land	-	-	-	-
35020	35020-Rights of Ways	-	-	-	-
35100	35100-Structures & Improvements	-	-	-	-
35102	35102-Compressor Station Equipment	-	-	-	-
35103	35103-Meas. & Reg. Sta. Structures	-	-	-	-
35104	35104-Other Structures	-	-	-	-
35200	35200-Wells	-	-	-	-
35201	35201-Well Construction	-	-	-	-
35202	35202-Well Equipment	-	-	-	-
35203	35203-Cushion Gas	-	-	-	-
35210	35210-Leaseholds	-	-	-	-
35211	35211-Storage Rights	-	-	-	-
35301	35301-Field Lines	-	-	-	-
35302	35302-Tributary Lines	-	-	-	-
35400	35400-Compressor Station Equipment	-	-	-	-
35500	35500-Meas. & Reg. Equipment	-	-	-	-
35600	35600-Purification Equipment	-	-	-	-
36510	36510-Land & Land Rights	-	-	-	-
36520	36520-Rights-Of-Way	-	-	-	-
36602	36602-Structures & Improvements	-	-	-	-
36603	36603-Other Structures	-	-	-	-
36700	36700-Mains - Cathodic Protection	-	-	-	-
36701	36701-Mains - Steel	-	-	-	-
36703	36703-Mains - Anodes				
36900	36900-Meas. & Reg. Sta. Equipment	-	-	-	-
36901	36901-Meas. & Reg. Sta. Equipment	-	-	-	-
37400	37400-Land & Land Rights	-	-	-	-
37401	37401-Land	-	-	-	-
37402	37402-Land Rights	-	-	-	-
37403	37403-Land Other	-	-	-	-
37500	37500-Structures & Improvements	-	-	-	-
37501	37501-Structures & Improvements T.B	-	-	-	-
37502	37502-Land Rights	-	-	-	-
37503	37503-Improvements	-	-	-	-
37600	37600-Mains - Cathodic Protection	-	-	-	-
37601	37601-Mains - Steel	-	-	-	-
37602	37602-Mains - Plastic	-	-	-	-
37603	37603 - Mains - Anodes	-	-	-	-
37604	37604-Mains - Leak Clamps	-	-	-	-
37800	37800-Meas. & Reg. Sta. Eq-General	-	-	-	-
37900	37900-Meas. & Reg. - City Gate	-	-	-	-
37905	37905-Meas. & Reg. Sta. Equip T.B.	-	-	-	-
38000	38000-Services	-	-	-	-
38100	38100-Meters	-	-	-	-
38200	38200-Meter Installations	-	-	-	-
38300	38300-House Regulators	-	-	-	-
38400	38400-House Reg. Installations	-	-	-	-
38500	38500-Ind. Meas. & Reg. Sta. Equip	-	-	-	-
38900	38900-Land & Land Rights	-	-	-	-
39000	39000-Structures & Improvements	-	-	-	-
39002	39002-Structures - Brick	-	-	-	-
39003	39003-Improvements	-	-	-	-
39004	39004-Air Conditioning Equipment	-	-	-	-
39009	39009-Improv. to Leased Premises	-	-	-	-
39100	39100-Office Furniture & Equipment	-	-	-	-
39103	Office Machines	-	-	-	-
39200	39200-Transportation Equipment	-	-	-	-
39202	39202-WKG Trailers	-	-	-	-
39400	39400-Tools, Shop, & Garage Equip.	-	-	-	-
39603	39603-Ditchers	-	-	-	-
39604	39604-Backhoes	-	-	-	-
39605	39605-Welders	-	-	-	-
39700	39700-Communication Equipment	-	-	-	-
39701	Communication Equip.	-	-	-	-
39702	Communication Equip.	-	-	-	-
39705	39705-Comm. Equip. - Telemetering	-	-	-	-
39800	39800-Miscellaneous Equipment	-	-	-	-
39901	Servers Hardware	-	-	-	-
39902	Servers Software	-	-	-	-
39903	39903-Oth Tang Prop - Network - H/W	-	-	-	-
39906	39906-Oth Tang Prop - PC Hardware	-	-	-	-
39907	39907-Oth Tang Prop - PC Software	-	-	-	-
39908	39908-Oth Tang Prop - Appl Software	-	-	-	-
RWIP	RWIP	-	-	-	-
009 - Kentucky Division Total		**-**	**-**	**-**	**-**

PRP Reserve Oct 22 - June 24 Adj

37601-Mains - Steel
37602-Mains - Plastic
37800-Meas. And Reg. Sta. E
38000-Services
Total PRP

Division	utility_account	Projected Jan-25	Projected Feb-25	Projected Mar-25	Projected Apr-25
Per Books Total KY Division					
	Check				
Capitalized Depreciation					
009 - Kentucky Division					
39200	39200-Transportation Equipment				
39202	39202-WKG Trailers				
39400	39400-Tools, Shop, & Garage Equip.				
39603	39603-Ditchers				
39604	39604-Backhoes				
39605	39605-Welders				
009 - Kentucky Division Total					
091 - Brentwood Division					
39200	39200-Trans Equip- Group				
39400	39400-Tools, Shop, & Garage Equip.				
39600	39600-Power Operated Equipment				
091 - Brentwood Division Total					
	Allocated				
	GRV	-	-	-	-
	AEAM	-	-	-	-
	ALGN	-	-	-	-
	002 - Dallas Atmos Rate Division	-	-	-	-
	CKV	-	-	-	-
	012 - Call Center Division	-	-	-	-
	091 - Brentwood Division	-	-	-	-
	009 - Kentucky Division	-	-	-	-
	TOTAL	-	-	-	-

Note:

Division	utility_account	Projected Jan-25	Projected Feb-25	Projected Mar-25	Projected Apr-25

1. This amount relates to the reclass of depreciaiton and amor

002 - Dallas Atmos Rate Division
012 - Call Center Division
091 - Brentwood Division
009 - Kentucky Division

Division	utility_account	Forecast Test Period										
		Projected May-25	Projected Jun-25	Projected Jul-25	Projected Aug-25	Projected Sep-25	Projected Oct-25	Projected Nov-25	Projected Dec-25	Projected Jan-26	Projected Feb-26	Projected Mar-26
002 - Dallas Atmos Rate Division												
39000	39000-Structures & Improvements	-	-	-	-	-	-	-	-	-	-	-
39005	39005-G-Structures & Improvements	-	-	-	-	-	-	-	-	-	-	-
39009	39009-Improv. to Leased Premises	-	-	-	-	-	-	-	-	-	-	-
39020	Struct & Improv AEAM	-	-	-	-	-	-	-	-	-	-	-
39029	Improv-Leased AEAM	-	-	-	-	-	-	-	-	-	-	-
39100	39100-Office Furniture & Equipment	-	-	-	-	-	-	-	-	-	-	-
39102	39102-Remittance Processing Equipment	-	-	-	-	-	-	-	-	-	-	-
39103	39103-Office Furn. - Copiers & Type	-	-	-	-	-	-	-	-	-	-	-
39104	39104-G-Office Furniture & Equip.	-	-	-	-	-	-	-	-	-	-	-
39120	Off Furn & Equip-AEAM	-	-	-	-	-	-	-	-	-	-	-
39200	39200-Transportation Equipment	-	-	-	-	-	-	-	-	-	-	-
39300	39300-Stores Equipment	-	-	-	-	-	-	-	-	-	-	-
39400	39400-Tools, Shop, & Garage Equip.	-	-	-	-	-	-	-	-	-	-	-
39420	Tools And Garage-AEAM	-	-	-	-	-	-	-	-	-	-	-
39500	39500-Laboratory Equipment	-	-	-	-	-	-	-	-	-	-	-
39700	39700-Communication Equipment	-	-	-	-	-	-	-	-	-	-	-
39720	Commun Equip AEAM	-	-	-	-	-	-	-	-	-	-	-
39800	39800-Miscellaneous Equipment	-	-	-	-	-	-	-	-	-	-	-
39820	Misc Equip - AEAM	-	-	-	-	-	-	-	-	-	-	-
39900	39900-Other Tangible Equipm	-	-	-	-	-	-	-	-	-	-	-
39901	39901-Oth Tang Prop - Servers - H/W	-	-	-	-	-	-	-	-	-	-	-
39902	39902-Oth Tang Prop - Servers - S/W	-	-	-	-	-	-	-	-	-	-	-
39903	39903-Oth Tang Prop - Network - H/W	-	-	-	-	-	-	-	-	-	-	-
39904	39904-Oth Tang Prop - CPU	-	-	-	-	-	-	-	-	-	-	-
39905	39905-Oth Tang Prop - MF Hardware	-	-	-	-	-	-	-	-	-	-	-
39906	39906-Oth Tang Prop - PC Hardware	-	-	-	-	-	-	-	-	-	-	-
39907	39907-Oth Tang Prop - PC Software	-	-	-	-	-	-	-	-	-	-	-
39908	39908-Oth Tang Prop - Appl Software	-	-	-	-	-	-	-	-	-	-	-
39909	39909-Oth Tang Prop - Mainframe S/W	-	-	-	-	-	-	-	-	-	-	-
39921	Servers-Hardware-AEAM	-	-	-	-	-	-	-	-	-	-	-
39922	Servers-Software-AEAM	-	-	-	-	-	-	-	-	-	-	-
39923	Network Hardware-AEAM	-	-	-	-	-	-	-	-	-	-	-
39924	39924-Oth Tang Prop - Gen.	-	-	-	-	-	-	-	-	-	-	-
39926	Pc Hardware-AEAM	-	-	-	-	-	-	-	-	-	-	-
39928	Application SW-AEAM	-	-	-	-	-	-	-	-	-	-	-
39931	ALGN-Servers-Hardware	-	-	-	-	-	-	-	-	-	-	-
39932	ALGN-Servers-Software	-	-	-	-	-	-	-	-	-	-	-
39938	ALGN-Application SW	-	-	-	-	-	-	-	-	-	-	-
RWIP	RWIP	-	-	-	-	-	-	-	-	-	-	-
ADJ	WTW Adjustment (1)											
002 - Dallas Atmos Rate Division Total		-	-	-	-	-	-	-	-	-	-	-
012 - Call Center Division												
38900	38900-Land	-	-	-	-	-	-	-	-	-	-	-
38910	38910-CKV-Land & Land Rights	-	-	-	-	-	-	-	-	-	-	-
39000	39000-Structures & Improvements	-	-	-	-	-	-	-	-	-	-	-
39009	39009-Improv. to Leased Premises	-	-	-	-	-	-	-	-	-	-	-
39010	39010-CKV-Structures & Improvements	-	-	-	-	-	-	-	-	-	-	-
39100	39100-Office Furniture & Equipment	-	-	-	-	-	-	-	-	-	-	-
39101	Office Furniture And	-	-	-	-	-	-	-	-	-	-	-
39102	Remittance Processing	-	-	-	-	-	-	-	-	-	-	-
39103	39103-Office Furn. - Copiers & Type	-	-	-	-	-	-	-	-	-	-	-
39110	CKV-Office Furn & Eq	-	-	-	-	-	-	-	-	-	-	-
39210	CKV-Transportation Eq	-	-	-	-	-	-	-	-	-	-	-
39410	CKV-Tools Shop Garage	-	-	-	-	-	-	-	-	-	-	-
39510	CKV-Laboratory Equip	-	-	-	-	-	-	-	-	-	-	-
39700	39700-Communication Equipment	-	-	-	-	-	-	-	-	-	-	-
39710	39710-CKV-Communication Equipment	-	-	-	-	-	-	-	-	-	-	-
39800	39800-Miscellaneous Equipment	-	-	-	-	-	-	-	-	-	-	-
39810	CKV-Misc Equipment	-	-	-	-	-	-	-	-	-	-	-
39900	39900-Other Tangible Property	-	-	-	-	-	-	-	-	-	-	-
39901	39901-Oth Tang Prop - Servers - H/W	-	-	-	-	-	-	-	-	-	-	-
39902	39902-Oth Tang Prop - Servers - S/W	-	-	-	-	-	-	-	-	-	-	-
39903	39903-Oth Tang Prop - Network - H/W	-	-	-	-	-	-	-	-	-	-	-
39906	39906-Oth Tang Prop - PC Hardware	-	-	-	-	-	-	-	-	-	-	-
39907	39907-Oth Tang Prop - PC Software	-	-	-	-	-	-	-	-	-	-	-
39908	39908-Oth Tang Prop - Appl Software	-	-	-	-	-	-	-	-	-	-	-
39910	39910-CKV-Other Tangible Property	-	-	-	-	-	-	-	-	-	-	-
39916	39916-CKV-Oth Tang Prop-PC Hardware	-	-	-	-	-	-	-	-	-	-	-
39917	39917-CKV-Oth Tang Prop-PC Software	-	-	-	-	-	-	-	-	-	-	-
39918	CKV-Oth Tang Prop-App	-	-	-	-	-	-	-	-	-	-	-
39924	Oth Tang Prop - Gen.	-	-	-	-	-	-	-	-	-	-	-
RWIP	RWIP											
012 - Call Center Division Total		-	-	-	-	-	-	-	-	-	-	-
091 - Brentwood Division												
30100	30100-Organization	-	-	-	-	-	-	-	-	-	-	-
30300	30300-Misc. Intangible Plant	-	-	-	-	-	-	-	-	-	-	-
39001	39001-Structures - Frame	-	-	-	-	-	-	-	-	-	-	-
39004	39004-Air Conditioning Equipment	-	-	-	-	-	-	-	-	-	-	-
39009	39009-Improv. to Leased Premises	-	-	-	-	-	-	-	-	-	-	-

Division	utility_account	Projected May-25	Projected Jun-25	Projected Jul-25	Projected Aug-25	Projected Sep-25	Projected Oct-25	Projected Nov-25	Projected Dec-25	Projected Jan-26	Projected Feb-26	Projected Mar-26
39100	39100-Office Furniture & Equipment	-	-	-	-	-	-	-	-	-	-	-
39101	Office Furniture And	-	-	-	-	-	-	-	-	-	-	-
39103	Office Machines	-	-	-	-	-	-	-	-	-	-	-
39200	39200-Trans Equip- Group	-	-	-	-	-	-	-	-	-	-	-
39300	Stores Equipment	-	-	-	-	-	-	-	-	-	-	-
39400	39400-Tools, Shop, & Garage Equip.	-	-	-	-	-	-	-	-	-	-	-
39600	39600-Power Operated Equipment	-	-	-	-	-	-	-	-	-	-	-
39700	39700-Communication Equipment	-	-	-	-	-	-	-	-	-	-	-
39701	Communication Equip.	-	-	-	-	-	-	-	-	-	-	-
39702	Communication Equip.	-	-	-	-	-	-	-	-	-	-	-
39800	39800-Miscellaneous Equipment	-	-	-	-	-	-	-	-	-	-	-
39900	39900-Other Tangible Property	-	-	-	-	-	-	-	-	-	-	-
39901	39901-Oth Tang Prop - Servers - H/W	-	-	-	-	-	-	-	-	-	-	-
39902	39902-Oth Tang Prop - Servers - S/W	-	-	-	-	-	-	-	-	-	-	-
39903	39903-Oth Tang Prop - Network - H/W	-	-	-	-	-	-	-	-	-	-	-
39906	39906-Oth Tang Prop - PC Hardware	-	-	-	-	-	-	-	-	-	-	-
39907	39907-Oth Tang Prop - PC Software	-	-	-	-	-	-	-	-	-	-	-
39908	39908-Oth Tang Prop - Appl Software	-	-	-	-	-	-	-	-	-	-	-
RWIP	RWIP											
091 - Brentwood Division Total		-	-	-	-	-	-	-	-	-	-	-

Division	utility_account	Projected May-25	Projected Jun-25	Projected Jul-25	Projected Aug-25	Projected Sep-25	Projected Oct-25	Projected Nov-25	Projected Dec-25	Projected Jan-26	Projected Feb-26	Projected Mar-26
009 - WKG Division												
30100	30100-Organization	-	-	-	-	-	-	-	-	-	-	-
30200	30200-Franchises & Consents	-	-	-	-	-	-	-	-	-	-	-
32540	32540-Rights-of-Way	-	-	-	-	-	-	-	-	-	-	-
33202	33202-Tributary Lines	-	-	-	-	-	-	-	-	-	-	-
33400	33400-Field Meas. & Reg. Sta. Equip	-	-	-	-	-	-	-	-	-	-	-
35010	35010-Land	-	-	-	-	-	-	-	-	-	-	-
35020	35020-Rights of Ways	-	-	-	-	-	-	-	-	-	-	-
35100	35100-Structures & Improvements	-	-	-	-	-	-	-	-	-	-	-
35102	35102-Compressor Station Equipment	-	-	-	-	-	-	-	-	-	-	-
35103	35103-Meas. & Reg. Sta. Structures	-	-	-	-	-	-	-	-	-	-	-
35104	35104-Other Structures	-	-	-	-	-	-	-	-	-	-	-
35200	35200-Wells	-	-	-	-	-	-	-	-	-	-	-
35201	35201-Well Construction	-	-	-	-	-	-	-	-	-	-	-
35202	35202-Well Equipment	-	-	-	-	-	-	-	-	-	-	-
35203	35203-Cushion Gas	-	-	-	-	-	-	-	-	-	-	-
35210	35210-Leaseholds	-	-	-	-	-	-	-	-	-	-	-
35211	35211-Storage Rights	-	-	-	-	-	-	-	-	-	-	-
35301	35301-Field Lines	-	-	-	-	-	-	-	-	-	-	-
35302	35302-Tributary Lines	-	-	-	-	-	-	-	-	-	-	-
35400	35400-Compressor Station Equipment	-	-	-	-	-	-	-	-	-	-	-
35500	35500-Meas. & Reg. Equipment	-	-	-	-	-	-	-	-	-	-	-
35600	35600-Purification Equipment	-	-	-	-	-	-	-	-	-	-	-
36510	36510-Land & Land Rights	-	-	-	-	-	-	-	-	-	-	-
36520	36520-Rights-Of-Way	-	-	-	-	-	-	-	-	-	-	-
36602	36602-Structures & Improvements	-	-	-	-	-	-	-	-	-	-	-
36603	36603-Other Structures	-	-	-	-	-	-	-	-	-	-	-
36700	36700-Mains - Cathodic Protection	-	-	-	-	-	-	-	-	-	-	-
36701	36701-Mains - Steel	-	-	-	-	-	-	-	-	-	-	-
36703	36703-Mains - Anodes											
36900	36900-Meas. & Reg. Sta. Equipment	-	-	-	-	-	-	-	-	-	-	-
36901	36901-Meas. & Reg. Sta. Equipment	-	-	-	-	-	-	-	-	-	-	-
37400	37400-Land & Land Rights	-	-	-	-	-	-	-	-	-	-	-
37401	37401-Land	-	-	-	-	-	-	-	-	-	-	-
37402	37402-Land Rights	-	-	-	-	-	-	-	-	-	-	-
37403	37403-Land Other	-	-	-	-	-	-	-	-	-	-	-
37500	37500-Structures & Improvements	-	-	-	-	-	-	-	-	-	-	-
37501	37501-Structures & Improvements T.B	-	-	-	-	-	-	-	-	-	-	-
37502	37502-Land Rights	-	-	-	-	-	-	-	-	-	-	-
37503	37503-Improvements	-	-	-	-	-	-	-	-	-	-	-
37600	37600-Mains - Cathodic Protection	-	-	-	-	-	-	-	-	-	-	-
37601	37601-Mains - Steel	-	-	-	-	-	-	-	-	-	-	-
37602	37602-Mains - Plastic	-	-	-	-	-	-	-	-	-	-	-
37603	37603 - Mains - Anodes	-	-	-	-	-	-	-	-	-	-	-
37604	37604-Mains - Leak Clamps	-	-	-	-	-	-	-	-	-	-	-
37800	37800-Meas. & Reg. Sta. Eq-General	-	-	-	-	-	-	-	-	-	-	-
37900	37900-Meas. & Reg. - City Gate	-	-	-	-	-	-	-	-	-	-	-
37905	37905-Meas. & Reg. Sta. Equip T.B.	-	-	-	-	-	-	-	-	-	-	-
38000	38000-Services	-	-	-	-	-	-	-	-	-	-	-
38100	38100-Meters	-	-	-	-	-	-	-	-	-	-	-
38200	38200-Meter Installations	-	-	-	-	-	-	-	-	-	-	-
38300	38300-House Regulators	-	-	-	-	-	-	-	-	-	-	-
38400	38400-House Reg. Installations	-	-	-	-	-	-	-	-	-	-	-
38500	38500-Ind. Meas. & Reg. Sta. Equip	-	-	-	-	-	-	-	-	-	-	-
38900	38900-Land & Land Rights	-	-	-	-	-	-	-	-	-	-	-
39000	39000-Structures & Improvements	-	-	-	-	-	-	-	-	-	-	-
39002	39002-Structures - Brick	-	-	-	-	-	-	-	-	-	-	-
39003	39003-Improvements	-	-	-	-	-	-	-	-	-	-	-
39004	39004-Air Conditioning Equipment	-	-	-	-	-	-	-	-	-	-	-
39009	39009-Improv. to Leased Premises	-	-	-	-	-	-	-	-	-	-	-
39100	39100-Office Furniture & Equipment	-	-	-	-	-	-	-	-	-	-	-
39103	Office Machines	-	-	-	-	-	-	-	-	-	-	-
39200	39200-Transportation Equipment	-	-	-	-	-	-	-	-	-	-	-
39202	39202-WKG Trailers	-	-	-	-	-	-	-	-	-	-	-
39400	39400-Tools, Shop, & Garage Equip.	-	-	-	-	-	-	-	-	-	-	-
39603	39603-Ditchers	-	-	-	-	-	-	-	-	-	-	-
39604	39604-Backhoes	-	-	-	-	-	-	-	-	-	-	-
39605	39605-Welders	-	-	-	-	-	-	-	-	-	-	-
39700	39700-Communication Equipment	-	-	-	-	-	-	-	-	-	-	-
39701	Communication Equip.	-	-	-	-	-	-	-	-	-	-	-
39702	Communication Equip.	-	-	-	-	-	-	-	-	-	-	-
39705	39705-Comm. Equip. - Telemetering	-	-	-	-	-	-	-	-	-	-	-
39800	39800-Miscellaneous Equipment	-	-	-	-	-	-	-	-	-	-	-
39901	Servers Hardware	-	-	-	-	-	-	-	-	-	-	-
39902	Servers Software	-	-	-	-	-	-	-	-	-	-	-
39903	39903-Oth Tang Prop - Network - H/W	-	-	-	-	-	-	-	-	-	-	-
39906	39906-Oth Tang Prop - PC Hardware	-	-	-	-	-	-	-	-	-	-	-
39907	39907-Oth Tang Prop - PC Software	-	-	-	-	-	-	-	-	-	-	-
39908	39908-Oth Tang Prop - Appl Software	-	-	-	-	-	-	-	-	-	-	-
RWIP	RWIP	-	-	-	-	-	-	-	-	-	-	-
009 - Kentucky Division Total		**-**	**-**	**-**	**-**	**-**	**-**	**-**	**-**	**-**	**-**	**-**

PRP Reserve Oct 22 - June 24 Adj

37601-Mains - Steel
37602-Mains - Plastic
37800-Meas. And Reg. Sta. E
38000-Services
Total PRP

Division	utility_account	Projected May-25	Projected Jun-25	Projected Jul-25	Projected Aug-25	Projected Sep-25	Projected Oct-25	Projected Nov-25	Projected Dec-25	Projected Jan-26	Projected Feb-26	Projected Mar-26
Per Books Total KY Division												
	Check											
Capitalized Depreciation												
009 - Kentucky Division												
39200	39200-Transportation Equipment											
39202	39202-WKG Trailers											
39400	39400-Tools, Shop, & Garage Equip.											
39603	39603-Ditchers											
39604	39604-Backhoes											
39605	39605-Welders											
009 - Kentucky Division Total												
091 - Brentwood Division												
39200	39200-Trans Equip- Group											
39400	39400-Tools, Shop, & Garage Equip.											
39600	39600-Power Operated Equipment											
091 - Brentwood Division Total												
Allocated												
GRV		-	-	-	-	-	-	-	-	-	-	-
AEAM		-	-	-	-	-	-	-	-	-	-	-
ALGN		-	-	-	-	-	-	-	-	-	-	-
002 - Dallas Atmos Rate Division		-	-	-	-	-	-	-	-	-	-	-
CKV		-	-	-	-	-	-	-	-	-	-	-
012 - Call Center Division		-	-	-	-	-	-	-	-	-	-	-
091 - Brentwood Division		-	-	-	-	-	-	-	-	-	-	-
009 - Kentucky Division		-	-	-	-	-	-	-	-	-	-	-
TOTAL		-	-	-	-	-	-	-	-	-	-	-

Note:

Division	utility_account	Projected May-25	Projected Jun-25	Projected Jul-25	Projected Aug-25	Projected Sep-25	Projected Oct-25	Projected Nov-25	Projected Dec-25	Projected Jan-26	Projected Feb-26	Projected Mar-26

1. This amount relates to the reclass of depreciaiton and amor

002 - Dallas Atmos Rate Division
012 - Call Center Division
091 - Brentwood Division
009 - Kentucky Division

0% (Projected using % of actual salvage to actual retirements, with adjustment factor)

Net Salvage / COR

		Base Period															Forecast Test Period						
		Actual	Actual	Actual	Actual	Actual	Actual	Projected	Projected	Projected	Projected	Projected	Projected	Projected	Projected	Projected	Projected	Projected	Projected	Projected	Projected	Projected	Projected
Division	utility_account	Jan-24	Feb-24	Mar-24	Apr-24	May-24	Jun-24	Jul-24	Aug-24	Sep-24	Oct-24	Nov-24	Dec-24	Jan-25	Feb-25	Mar-25	Apr-25	May-25	Jun-25	Jul-25	Aug-25	Sep-25	Oct-25
002 - Dallas Atmos Rate Division																							
39000	39000-Structures & Improvements	-	-	-	-	-	-	-	-	-	-	-	-	-	-	-	-	-	-	-	-	-	-
39005	39005-G-Structures & Improvements	-	-	-	-	-	-	-	-	-	-	-	-	-	-	-	-	-	-	-	-	-	-
39009	39009-Improv. to Leased Premises	-	-	-	-	-	-	-	-	-	-	-	-	-	-	-	-	-	-	-	-	-	-
39020	Struct & Improv AEAM	-	-	-	-	-	-	-	-	-	-	-	-	-	-	-	-	-	-	-	-	-	-
39029	Improv-Leased AEAM	-	-	-	-	-	-	-	-	-	-	-	-	-	-	-	-	-	-	-	-	-	-
39100	39100-Office Furniture & Equipment	-	-	-	-	-	-	-	-	-	-	-	-	-	-	-	-	-	-	-	-	-	-
39102	39102-Remittance Processing Equipment	-	-	-	-	-	-	-	-	-	-	-	-	-	-	-	-	-	-	-	-	-	-
39103	39103-Office Furn. - Copiers & Type	-	-	-	-	-	-	-	-	-	-	-	-	-	-	-	-	-	-	-	-	-	-
39104	39104-G-Office Furniture & Equip.	-	-	-	-	-	-	-	-	-	-	-	-	-	-	-	-	-	-	-	-	-	-
39120	Off Furn & Equip-AEAM	-	-	-	-	-	-	-	-	-	-	-	-	-	-	-	-	-	-	-	-	-	-
39200	39200-Transportation Equipment	-	-	-	-	-	-	-	-	-	-	-	-	-	-	-	-	-	-	-	-	-	-
39300	39300-Stores Equipment	-	-	-	-	-	-	-	-	-	-	-	-	-	-	-	-	-	-	-	-	-	-
39400	39400-Tools, Shop, & Garage Equip.	-	-	-	-	-	-	-	-	-	-	-	-	-	-	-	-	-	-	-	-	-	-
39420	Tools And Garage-AEAM	-	-	-	-	-	-	-	-	-	-	-	-	-	-	-	-	-	-	-	-	-	-
39500	39500-Laboratory Equipment	-	-	-	-	-	-	-	-	-	-	-	-	-	-	-	-	-	-	-	-	-	-
39700	39700-Communication Equipment	-	-	-	-	-	-	-	-	-	-	-	-	-	-	-	-	-	-	-	-	-	-
39720	Commun Equip AEAM	-	-	-	-	-	-	-	-	-	-	-	-	-	-	-	-	-	-	-	-	-	-
39800	39800-Miscellaneous Equipment	-	-	-	-	-	-	-	-	-	-	-	-	-	-	-	-	-	-	-	-	-	-
39820	Misc Equip - AEAM	-	-	-	-	-	-	-	-	-	-	-	-	-	-	-	-	-	-	-	-	-	-
39900	39900-Other Tangible Equipm	-	-	-	-	-	-	-	-	-	-	-	-	-	-	-	-	-	-	-	-	-	-
39901	39901-Oth Tang Prop - Servers - H/W	-	-	-	-	-	-	-	-	-	-	-	-	-	-	-	-	-	-	-	-	-	-
39902	39902-Oth Tang Prop - Servers - S/W	-	-	-	-	-	-	-	-	-	-	-	-	-	-	-	-	-	-	-	-	-	-
39903	39903-Oth Tang Prop - Network - H/W	-	-	-	-	-	-	-	-	-	-	-	-	-	-	-	-	-	-	-	-	-	-
39904	39904-Oth Tang Prop - CPU	-	-	-	-	-	-	-	-	-	-	-	-	-	-	-	-	-	-	-	-	-	-
39905	39905-Oth Tang Prop - MF Hardware	-	-	-	-	-	-	-	-	-	-	-	-	-	-	-	-	-	-	-	-	-	-
39906	39906-Oth Tang Prop - PC Hardware	-	-	-	-	-	-	-	-	-	-	-	-	-	-	-	-	-	-	-	-	-	-
39907	39907-Oth Tang Prop - PC Software	-	-	-	-	-	-	-	-	-	-	-	-	-	-	-	-	-	-	-	-	-	-
39908	39908-Oth Tang Prop - Appl Software	-	-	-	-	-	-	-	-	-	-	-	-	-	-	-	-	-	-	-	-	-	-
39909	39909-Oth Tang Prop - Mainframe S/W	-	-	-	-	-	-	-	-	-	-	-	-	-	-	-	-	-	-	-	-	-	-
39921	Servers-Hardware-AEAM	-	-	-	-	-	-	-	-	-	-	-	-	-	-	-	-	-	-	-	-	-	-
39922	Servers-Software-AEAM	-	-	-	-	-	-	-	-	-	-	-	-	-	-	-	-	-	-	-	-	-	-
39923	Network Hardware-AEAM	-	-	-	-	-	-	-	-	-	-	-	-	-	-	-	-	-	-	-	-	-	-
39924	39924-Oth Tang Prop - Gen.	-	-	-	-	-	-	-	-	-	-	-	-	-	-	-	-	-	-	-	-	-	-
39926	Pc Hardware-AEAM	-	-	-	-	-	-	-	-	-	-	-	-	-	-	-	-	-	-	-	-	-	-
39928	Application SW-AEAM	-	-	-	-	-	-	-	-	-	-	-	-	-	-	-	-	-	-	-	-	-	-
39931	ALGN-Servers-Hardware	-	-	-	-	-	-	-	-	-	-	-	-	-	-	-	-	-	-	-	-	-	-
39932	ALGN-Servers-Software	-	-	-	-	-	-	-	-	-	-	-	-	-	-	-	-	-	-	-	-	-	-
39938	ALGN-Application SW	-	-	-	-	-	-	-	-	-	-	-	-	-	-	-	-	-	-	-	-	-	-
RWIP	RWIP	-	-	-	-	-	-	-	-	-	-	-	-	-	-	-	-	-	-	-	-	-	-
ADJ	WTW Adjustment (1)																						
002 - Dallas Atmos Rate Division Total		-	-	-	-	-	-	-	-	-	-	-	-	-	-	-	-	-	-	-	-	-	-
		-	-	-	-	-	-																
012 - Call Center Division		-	-	-	-	-	-																
38900	38900-Land	-	-	-	-	-	-	-	-	-	-	-	-	-	-	-	-	-	-	-	-	-	-
38910	38910-CKV-Land & Land Rights	-	-	-	-	-	-	-	-	-	-	-	-	-	-	-	-	-	-	-	-	-	-
39000	39000-Structures & Improvements	-	-	-	-	-	-	-	-	-	-	-	-	-	-	-	-	-	-	-	-	-	-
39009	39009-Improv. to Leased Premises	-	-	-	-	-	-	-	-	-	-	-	-	-	-	-	-	-	-	-	-	-	-
39010	39010-CKV-Structures & Improvements	-	-	-	-	-	-	-	-	-	-	-	-	-	-	-	-	-	-	-	-	-	-
39100	39100-Office Furniture & Equipment	-	-	-	-	-	-	-	-	-	-	-	-	-	-	-	-	-	-	-	-	-	-
39101	Office Furniture And	-	-	-	-	-	-	-	-	-	-	-	-	-	-	-	-	-	-	-	-	-	-
39102	Remittance Processing	-	-	-	-	-	-	-	-	-	-	-	-	-	-	-	-	-	-	-	-	-	-
39103	39103-Office Furn. - Copiers & Type	-	-	-	-	-	-	-	-	-	-	-	-	-	-	-	-	-	-	-	-	-	-
39110	CKV-Office Furn & Eq	-	-	-	-	-	-	-	-	-	-	-	-	-	-	-	-	-	-	-	-	-	-
39210	CKV-Transportation Eq	-	-	-	-	-	-	-	-	-	-	-	-	-	-	-	-	-	-	-	-	-	-
39410	CKV-Tools Shop Garage	-	-	-	-	-	-	-	-	-	-	-	-	-	-	-	-	-	-	-	-	-	-
39510	CKV-Laboratory Equip	-	-	-	-	-	-	-	-	-	-	-	-	-	-	-	-	-	-	-	-	-	-
39700	39700-Communication Equipment	-	-	-	-	-	-	-	-	-	-	-	-	-	-	-	-	-	-	-	-	-	-
39710	39710-CKV-Communication Equipment	-	-	-	-	-	-	-	-	-	-	-	-	-	-	-	-	-	-	-	-	-	-
39800	39800-Miscellaneous Equipment	-	-	-	-	-	-	-	-	-	-	-	-	-	-	-	-	-	-	-	-	-	-
39810	CKV-Misc Equipment	-	-	-	-	-	-	-	-	-	-	-	-	-	-	-	-	-	-	-	-	-	-
39900	39900-Other Tangible Property	-	-	-	-	-	-	-	-	-	-	-	-	-	-	-	-	-	-	-	-	-	-
39901	39901-Oth Tang Prop - Servers - H/W	-	-	-	-	-	-	-	-	-	-	-	-	-	-	-	-	-	-	-	-	-	-
39902	39902-Oth Tang Prop - Servers - S/W	-	-	-	-	-	-	-	-	-	-	-	-	-	-	-	-	-	-	-	-	-	-
39903	39903-Oth Tang Prop - Network - H/W	-	-	-	-	-	-	-	-	-	-	-	-	-	-	-	-	-	-	-	-	-	-
39906	39906-Oth Tang Prop - PC Hardware	-	-	-	-	-	-	-	-	-	-	-	-	-	-	-	-	-	-	-	-	-	-
39907	39907-Oth Tang Prop - PC Software	-	-	-	-	-	-	-	-	-	-	-	-	-	-	-	-	-	-	-	-	-	-
39908	39908-Oth Tang Prop - Appl Software	-	-	-	-	-	-	-	-	-	-	-	-	-	-	-	-	-	-	-	-	-	-
39910	39910-CKV-Other Tangible Property	-	-	-	-	-	-	-	-	-	-	-	-	-	-	-	-	-	-	-	-	-	-
39916	39916-CKV-Oth Tang Prop-PC Hardware	-	-	-	-	-	-	-	-	-	-	-	-	-	-	-	-	-	-	-	-	-	-
39917	39917-CKV-Oth Tang Prop-PC Software	-	-	-	-	-	-	-	-	-	-	-	-	-	-	-	-	-	-	-	-	-	-
39918	CKV-Oth Tang Prop-App	-	-	-	-	-	-	-	-	-	-	-	-	-	-	-	-	-	-	-	-	-	-
39924	Oth Tang Prop - Gen.	-	-	-	-	-	-	-	-	-	-	-	-	-	-	-	-	-	-	-	-	-	-
RWIP	RWIP	-	-	-	-	-	-	-	-	-	-	-	-	-	-	-	-	-	-	-	-	-	-
012 - Call Center Division Total		-	-	-	-	-	-	-	-	-	-	-	-	-	-	-	-	-	-	-	-	-	-
		-	-	-	-	-	-	-	-	-	-	-	-	-	-	-	-	-	-	-	-	-	-
		-	-	-	-	-	-	-	-	-	-	-	-	-	-	-	-	-	-	-	-	-	-
091 - Brentwood Division																							
30100	30100-Organization	-	-	-	-	-	-	-	-	-	-	-	-	-	-	-	-	-	-	-	-	-	-
30300	30300-Misc. Intangible Plant	-	-	-	-	-	-	-	-	-	-	-	-	-	-	-	-	-	-	-	-	-	-
39001	39001-Structures - Frame	-	-	-	-	-	-	-	-	-	-	-	-	-	-	-	-	-	-	-	-	-	-
39004	39004-Air Conditioning Equipment	-	-	-	-	-	-	-	-	-	-	-	-	-	-	-	-	-	-	-	-	-	-
39009	39009-Improv. to Leased Premises	-	-	-	-	-	-	-	-	-	-	-	-	-	-	-	-	-	-	-	-	-	-

Division	utility_account	Actual Jan-24	Actual Feb-24	Actual Mar-24	Actual Apr-24	Actual May-24	Actual Jun-24	Projected Jul-24	Projected Aug-24	Projected Sep-24	Projected Oct-24	Projected Nov-24	Projected Dec-24	Projected Jan-25	Projected Feb-25	Projected Mar-25	Projected Apr-25	Projected May-25	Projected Jun-25	Projected Jul-25	Projected Aug-25	Projected Sep-25	Projected Oct-25
39100	39100-Office Furniture & Equipment	-	-	-	-	-	-	-	-	-	-	-	-	-	-	-	-	-	-	-	-	-	-
39101	Office Furniture And	-	-	-	-	-	-	-	-	-	-	-	-	-	-	-	-	-	-	-	-	-	-
39103	Office Machines	-	-	-	-	-	-	-	-	-	-	-	-	-	-	-	-	-	-	-	-	-	-
39200	39200-Trans Equip- Group	-	-	-	-	-	-	-	-	-	-	-	-	-	-	-	-	-	-	-	-	-	-
39300	Stores Equipment	-	-	-	-	-	-	-	-	-	-	-	-	-	-	-	-	-	-	-	-	-	-
39400	39400-Tools, Shop, & Garage Equip.	-	-	-	-	-	-	-	-	-	-	-	-	-	-	-	-	-	-	-	-	-	-
39600	39600-Power Operated Equipment	-	-	-	-	-	-	-	-	-	-	-	-	-	-	-	-	-	-	-	-	-	-
39700	39700-Communication Equipment	-	-	-	-	-	-	-	-	-	-	-	-	-	-	-	-	-	-	-	-	-	-
39701	Communication Equip.	-	-	-	-	-	-	-	-	-	-	-	-	-	-	-	-	-	-	-	-	-	-
39702	Communication Equip.	-	-	-	-	-	-	-	-	-	-	-	-	-	-	-	-	-	-	-	-	-	-
39800	39800-Miscellaneous Equipment	-	-	-	-	-	-	-	-	-	-	-	-	-	-	-	-	-	-	-	-	-	-
39900	39900-Other Tangible Property	-	-	-	-	-	-	-	-	-	-	-	-	-	-	-	-	-	-	-	-	-	-
39901	39901-Oth Tang Prop - Servers - H/W	-	-	-	-	-	-	-	-	-	-	-	-	-	-	-	-	-	-	-	-	-	-
39902	39902-Oth Tang Prop - Servers - S/W	-	-	-	-	-	-	-	-	-	-	-	-	-	-	-	-	-	-	-	-	-	-
39903	39903-Oth Tang Prop - Network - H/W	-	-	-	-	-	-	-	-	-	-	-	-	-	-	-	-	-	-	-	-	-	-
39906	39906-Oth Tang Prop - PC Hardware	-	-	-	-	-	-	-	-	-	-	-	-	-	-	-	-	-	-	-	-	-	-
39907	39907-Oth Tang Prop - PC Software	-	-	-	-	-	-	-	-	-	-	-	-	-	-	-	-	-	-	-	-	-	-
39908	39908-Oth Tang Prop - Appl Software	-	-	-	-	-	-	-	-	-	-	-	-	-	-	-	-	-	-	-	-	-	-
RWIP	RWIP	-	-	-	-	-	-																
091 - Brentwood Division Total		**-**	**-**	**-**	**-**	**-**	**-**	**-**	**-**	**-**	**-**	**-**	**-**	**-**	**-**	**-**	**-**	**-**	**-**	**-**	**-**	**-**	**-**

Division	utility_account	Actual Jan-24	Actual Feb-24	Actual Mar-24	Actual Apr-24	Actual May-24	Actual Jun-24	Projected Jul-24	Projected Aug-24	Projected Sep-24	Projected Oct-24	Projected Nov-24	Projected Dec-24	Projected Jan-25	Projected Feb-25	Projected Mar-25	Projected Apr-25	Projected May-25	Projected Jun-25	Projected Jul-25	Projected Aug-25	Projected Sep-25	Projected Oct-25
		-	-	-	-	-	-																
		-	-	-	-	-	-																
009 - WKG Division																							
30100	30100-Organization	-	-	-	-	-	-	-	-	-	-	-	-	-	-	-	-	-	-	-	-	-	-
30200	30200-Franchises & Consents	-	-	-	-	-	-	-	-	-	-	-	-	-	-	-	-	-	-	-	-	-	-
32540	32540-Rights-of-Way	-	-	-	-	-	-	-	-	-	-	-	-	-	-	-	-	-	-	-	-	-	-
33202	33202-Tributary Lines	-	-	-	-	-	-	-	-	-	-	-	-	-	-	-	-	-	-	-	-	-	-
33400	33400-Field Meas. & Reg. Sta. Equip	-	-	-	-	-	-	-	-	-	-	-	-	-	-	-	-	-	-	-	-	-	-
35010	35010-Land	-	-	-	-	-	-	-	-	-	-	-	-	-	-	-	-	-	-	-	-	-	-
35020	35020-Rights of Ways	-	-	-	-	-	-	-	-	-	-	-	-	-	-	-	-	-	-	-	-	-	-
35100	35100-Structures & Improvements	-	-	-	-	-	-	-	-	-	-	-	-	-	-	-	-	-	-	-	-	-	-
35102	35102-Compressor Station Equipment	-	-	-	-	-	-	-	-	-	-	-	-	-	-	-	-	-	-	-	-	-	-
35103	35103-Meas. & Reg. Sta. Structures	-	-	-	-	-	-	-	-	-	-	-	-	-	-	-	-	-	-	-	-	-	-
35104	35104-Other Structures	-	-	-	-	-	-	-	-	-	-	-	-	-	-	-	-	-	-	-	-	-	-
35200	35200-Wells	(22,557)	-	-	-	-	-	-	-	-	-	-	-	-	-	-	-	-	-	-	-	-	-
35201	35201-Well Construction	-	-	-	-	-	-	-	-	-	-	-	-	-	-	-	-	-	-	-	-	-	-
35202	35202-Well Equipment	-	-	-	-	-	-	-	-	-	-	-	-	-	-	-	-	-	-	-	-	-	-
35203	35203-Cushion Gas	-	-	-	-	-	-	-	-	-	-	-	-	-	-	-	-	-	-	-	-	-	-
35210	35210-Leaseholds	-	-	-	-	-	-	-	-	-	-	-	-	-	-	-	-	-	-	-	-	-	-
35211	35211-Storage Rights	-	-	-	-	-	-	-	-	-	-	-	-	-	-	-	-	-	-	-	-	-	-
35301	35301-Field Lines	-	-	-	-	-	-	-	-	-	-	-	-	-	-	-	-	-	-	-	-	-	-
35302	35302-Tributary Lines	-	-	-	-	-	-	-	-	-	-	-	-	-	-	-	-	-	-	-	-	-	-
35400	35400-Compressor Station Equipment	-	-	-	-	-	-	-	-	-	-	-	-	-	-	-	-	-	-	-	-	-	-
35500	35500-Meas. & Reg. Equipment	-	-	-	-	-	-	-	-	-	-	-	-	-	-	-	-	-	-	-	-	-	-
35600	35600-Purification Equipment	-	-	-	-	-	-	-	-	-	-	-	-	-	-	-	-	-	-	-	-	-	-
36510	36510-Land & Land Rights	-	-	-	-	-	-	-	-	-	-	-	-	-	-	-	-	-	-	-	-	-	-
36520	36520-Rights-Of-Way	-	-	-	-	-	-	-	-	-	-	-	-	-	-	-	-	-	-	-	-	-	-
36602	36602-Structures & Improvements	-	-	-	-	-	-	-	-	-	-	-	-	-	-	-	-	-	-	-	-	-	-
36603	36603-Other Structures	-	-	-	-	-	-	-	-	-	-	-	-	-	-	-	-	-	-	-	-	-	-
36700	36700-Mains - Cathodic Protection	-	-	-	-	-	-	-	-	-	-	-	-	-	-	-	-	-	-	-	-	-	-
36701	36701-Mains - Steel	-	-	-	-	-	-	-	-	-	-	-	-	-	-	-	-	-	-	-	-	-	-
36703	36703-Mains - Anodes	-	-	-	-	-	-	-	-	-	-	-	-	-	-	-	-	-	-	-	-	-	-
36900	36900-Meas. & Reg. Sta. Equipment	-	-	-	-	-	-	-	-	-	-	-	-	-	-	-	-	-	-	-	-	-	-
36901	36901-Meas. & Reg. Sta. Equipment	-	-	-	-	-	-	-	-	-	-	-	-	-	-	-	-	-	-	-	-	-	-
37400	37400-Land & Land Rights	-	-	-	-	-	-	-	-	-	-	-	-	-	-	-	-	-	-	-	-	-	-
37401	37401-Land	-	-	-	-	-	-	-	-	-	-	-	-	-	-	-	-	-	-	-	-	-	-
37402	37402-Land Rights	-	-	-	-	-	-	-	-	-	-	-	-	-	-	-	-	-	-	-	-	-	-
37403	37403-Land Other	-	-	-	-	-	-	-	-	-	-	-	-	-	-	-	-	-	-	-	-	-	-
37500	37500-Structures & Improvements	-	-	-	-	-	-	-	-	-	-	-	-	-	-	-	-	-	-	-	-	-	-
37501	37501-Structures & Improvements T.B	-	-	-	-	-	-	-	-	-	-	-	-	-	-	-	-	-	-	-	-	-	-
37502	37502-Land Rights	-	-	-	-	-	-	-	-	-	-	-	-	-	-	-	-	-	-	-	-	-	-
37503	37503-Improvements	-	-	-	-	-	-	-	-	-	-	-	-	-	-	-	-	-	-	-	-	-	-
37600	37600-Mains - Cathodic Protection	-	-	-	-	-	-	-	-	-	-	-	-	-	-	-	-	-	-	-	-	-	-
37601	37601-Mains - Steel	(17,581)	(37,869)	(16,961)	(164,253)	(103,767)	(94,335)	-	-	-	-	-	-	-	-	-	-	-	-	-	-	-	-
37602	37602-Mains - Plastic	29,357	60,684	54,207	32,351	47,251	31,398	-	-	-	-	-	-	-	-	-	-	-	-	-	-	-	-
37603	37603 - Mains - Anodes	-	-	-	-	-	-	-	-	-	-	-	-	-	-	-	-	-	-	-	-	-	-
37604	37604-Mains - Leak Clamps	-	-	-	-	-	-	-	-	-	-	-	-	-	-	-	-	-	-	-	-	-	-
37800	37800-Meas. & Reg. Sta. Eq-General	(11)	6,808	(0)	(0)	-	(598)	-	-	-	-	-	-	-	-	-	-	-	-	-	-	-	-
37900	37900-Meas. & Reg. - City Gate	(2)	-	(0)	-	-	-	-	-	-	-	-	-	-	-	-	-	-	-	-	-	-	-
37905	37905-Meas. & Reg. Sta. Equip T.B.	-	-	-	-	-	-	-	-	-	-	-	-	-	-	-	-	-	-	-	-	-	-
38000	38000-Services	24,545	37,826	(119,470)	14,318	(90,223)	(119,906)	-	-	-	-	-	-	-	-	-	-	-	-	-	-	-	-
38100	38100-Meters	-	-	(4,842)	-	-	(7,303)	-	-	-	-	-	-	-	-	-	-	-	-	-	-	-	-
38200	38200-Meter Installations	-	-	(5,530)	-	-	(9,402)	-	-	-	-	-	-	-	-	-	-	-	-	-	-	-	-
38300	38300-House Regulators	-	-	(5,744)	-	-	(8,449)	-	-	-	-	-	-	-	-	-	-	-	-	-	-	-	-
38400	38400-House Reg. Installations	-	-	-	-	-	-	-	-	-	-	-	-	-	-	-	-	-	-	-	-	-	-
38500	38500-Ind. Meas. & Reg. Sta. Equip	-	-	(74,255)	-	-	-	-	-	-	-	-	-	-	-	-	-	-	-	-	-	-	-
38900	38900-Land & Land Rights	-	-	-	-	-	-	-	-	-	-	-	-	-	-	-	-	-	-	-	-	-	-
39000	39000-Structures & Improvements	-	-	-	-	-	-	-	-	-	-	-	-	-	-	-	-	-	-	-	-	-	-
39002	39002-Structures - Brick	-	-	-	-	-	-	-	-	-	-	-	-	-	-	-	-	-	-	-	-	-	-
39003	39003-Improvements	-	-	-	-	-	-	-	-	-	-	-	-	-	-	-	-	-	-	-	-	-	-
39004	39004-Air Conditioning Equipment	-	-	-	-	-	-	-	-	-	-	-	-	-	-	-	-	-	-	-	-	-	-
39009	39009-Improv. to Leased Premises	-	-	-	-	-	-	-	-	-	-	-	-	-	-	-	-	-	-	-	-	-	-
39100	39100-Office Furniture & Equipment	-	-	-	-	-	-	-	-	-	-	-	-	-	-	-	-	-	-	-	-	-	-
39103	Office Machines	-	-	-	-	-	-	-	-	-	-	-	-	-	-	-	-	-	-	-	-	-	-
39200	39200-Transportation Equipment	-	-	-	-	-	-	-	-	-	-	-	-	-	-	-	-	-	-	-	-	-	-
39202	39202-WKG Trailers	-	-	-	-	-	-	-	-	-	-	-	-	-	-	-	-	-	-	-	-	-	-
39400	39400-Tools, Shop, & Garage Equip.	-	-	-	-	-	-	-	-	-	-	-	-	-	-	-	-	-	-	-	-	-	-
39603	39603-Ditchers	-	-	-	-	-	-	-	-	-	-	-	-	-	-	-	-	-	-	-	-	-	-
39604	39604-Backhoes	-	-	-	-	-	-	-	-	-	-	-	-	-	-	-	-	-	-	-	-	-	-
39605	39605-Welders	-	-	-	-	-	-	-	-	-	-	-	-	-	-	-	-	-	-	-	-	-	-
39700	39700-Communication Equipment	-	-	-	-	-	-	-	-	-	-	-	-	-	-	-	-	-	-	-	-	-	-
39701	Communication Equip.	-	-	-	-	-	-	-	-	-	-	-	-	-	-	-	-	-	-	-	-	-	-
39702	Communication Equip.	-	-	-	-	-	-	-	-	-	-	-	-	-	-	-	-	-	-	-	-	-	-
39705	39705-Comm. Equip. - Telemetering	-	-	-	-	-	-	-	-	-	-	-	-	-	-	-	-	-	-	-	-	-	-
39800	39800-Miscellaneous Equipment	-	-	-	-	-	-	-	-	-	-	-	-	-	-	-	-	-	-	-	-	-	-
39901	Servers Hardware	-	-	-	-	-	-	-	-	-	-	-	-	-	-	-	-	-	-	-	-	-	-
39902	Servers Software	-	-	-	-	-	-	-	-	-	-	-	-	-	-	-	-	-	-	-	-	-	-
39903	39903-Oth Tang Prop - Network - H/W	-	-	-	-	-	-	-	-	-	-	-	-	-	-	-	-	-	-	-	-	-	-
39906	39906-Oth Tang Prop - PC Hardware	-	-	-	-	-	-	-	-	-	-	-	-	-	-	-	-	-	-	-	-	-	-
39907	39907-Oth Tang Prop - PC Software	-	-	-	-	-	-	-	-	-	-	-	-	-	-	-	-	-	-	-	-	-	-
39908	39908-Oth Tang Prop - Appl Software	-	-	-	-	-	-	-	-	-	-	-	-	-	-	-	-	-	-	-	-	-	-
RWIP	RWIP	-	-	-	-	-	-	-	-	-	-	-	-	-	-	-	-	-	-	-	-	-	-
009 - Kentucky Division Total		**13,752**	**67,450**	**(172,596)**	**(117,584)**	**(146,739)**	**(208,594)**	**-**	**-**	**-**	**-**	**-**	**-**	**-**	**-**	**-**	**-**	**-**	**-**	**-**	**-**	**-**	**-**

PRP Reserve Oct 22 - June 24 Adj

37601-Mains - Steel	-	-	-	-	-	-
37602-Mains - Plastic	*(29,658)*	*(63,626)*	*(58,311)*	*(56,823)*	*(56,993)*	*(77,606)*
37800-Meas. And Reg. Sta. E	-	-	-	-	-	-
38000-Services	*(24,545)*	*(37,826)*	*(32,476)*	*(14,318)*	*(21,671)*	*(13,367)*
Total PRP	***(54,203)***	***(101,452)***	***(90,787)***	***(71,141)***	***(78,663)***	***(90,972)***

Division	utility_account	Actual Jan-24	Actual Feb-24	Actual Mar-24	Actual Apr-24	Actual May-24	Actual Jun-24	Projected Jul-24	Projected Aug-24	Projected Sep-24	Projected Oct-24	Projected Nov-24	Projected Dec-24	Projected Jan-25	Projected Feb-25	Projected Mar-25	Projected Apr-25	Projected May-25	Projected Jun-25	Projected Jul-25	Projected Aug-25	Projected Sep-25	Projected Oct-25
Per Books Total KY Division		**(40,451)**	**(34,002)**	**(263,383)**	**(188,725)**	**(225,402)**	**(299,567)**																
	Check	(40,451)	(34,002)	(263,383)	(188,725)	(225,402)	(299,567)																
Capitalized Depreciation																							
009 - Kentucky Division																							
39200	39200-Transportation Equipment																						
39202	39202-WKG Trailers																						
39400	39400-Tools, Shop, & Garage Equip.																						
39603	39603-Ditchers																						
39604	39604-Backhoes																						
39605	39605-Welders																						
009 - Kentucky Division Total																							
091 - Brentwood Division																							
39200	39200-Trans Equip- Group																						
39400	39400-Tools, Shop, & Garage Equip.																						
39600	39600-Power Operated Equipment																						
091 - Brentwood Division Total																							
Allocated																							
GRV		-	-	-	-	-	-	-	-	-	-	-	-	-	-	-	-	-	-	-	-	-	-
AEAM		-	-	-	-	-	-	-	-	-	-	-	-	-	-	-	-	-	-	-	-	-	-
ALGN		-	-	-	-	-	-	-	-	-	-	-	-	-	-	-	-	-	-	-	-	-	-
002 - Dallas Atmos Rate Division		-	-	-	-	-	-	-	-	-	-	-	-	-	-	-	-	-	-	-	-	-	-
CKV		-	-	-	-	-	-	-	-	-	-	-	-	-	-	-	-	-	-	-	-	-	-
012 - Call Center Division		-	-	-	-	-	-	-	-	-	-	-	-	-	-	-	-	-	-	-	-	-	-
091 - Brentwood Division		-	-	-	-	-	-	-	-	-	-	-	-	-	-	-	-	-	-	-	-	-	-
009 - Kentucky Division		13,752	67,450	(172,596)	(117,584)	(146,739)	(208,594)	-	-	-	-	-	-	-	-	-	-	-	-	-	-	-	-
TOTAL		**13,752**	**67,450**	**(172,596)**	**(117,584)**	**(146,739)**	**(208,594)**	**-**	**-**	**-**	**-**	**-**	**-**	**-**	**-**	**-**	**-**	**-**	**-**	**-**	**-**	**-**	**-**

Note:

Division	utility_account	Actual Jan-24	Actual Feb-24	Actual Mar-24	Actual Apr-24	Actual May-24	Actual Jun-24	Projected Jul-24	Projected Aug-24	Projected Sep-24	Projected Oct-24	Projected Nov-24	Projected Dec-24	Projected Jan-25	Projected Feb-25	Projected Mar-25	Projected Apr-25	Projected May-25	Projected Jun-25	Projected Jul-25	Projected Aug-25	Projected Sep-25	Projected Oct-25

1. This amount relates to the reclass of depreciaiton and amor

002 - Dallas Atmos Rate Division
012 - Call Center Division
091 - Brentwood Division
009 - Kentucky Division

Division	utility_account	Projected Nov-25	Projected Dec-25	Projected Jan-26	Projected Feb-26	Projected Mar-26
002 - Dallas Atmos Rate Division						
39000	39000-Structures & Improvements	-	-	-	-	-
39005	39005-G-Structures & Improvements	-	-	-	-	-
39009	39009-Improv. to Leased Premises	-	-	-	-	-
39020	Struct & Improv AEAM	-	-	-	-	-
39029	Improv-Leased AEAM	-	-	-	-	-
39100	39100-Office Furniture & Equipment	-	-	-	-	-
39102	39102-Remittance Processing Equipment	-	-	-	-	-
39103	39103-Office Furn. - Copiers & Type	-	-	-	-	-
39104	39104-G-Office Furniture & Equip.	-	-	-	-	-
39120	Off Furn & Equip-AEAM	-	-	-	-	-
39200	39200-Transportation Equipment	-	-	-	-	-
39300	39300-Stores Equipment	-	-	-	-	-
39400	39400-Tools, Shop, & Garage Equip.	-	-	-	-	-
39420	Tools And Garage-AEAM	-	-	-	-	-
39500	39500-Laboratory Equipment	-	-	-	-	-
39700	39700-Communication Equipment	-	-	-	-	-
39720	Commun Equip AEAM	-	-	-	-	-
39800	39800-Miscellaneous Equipment	-	-	-	-	-
39820	Misc Equip - AEAM	-	-	-	-	-
39900	39900-Other Tangible Equipm	-	-	-	-	-
39901	39901-Oth Tang Prop - Servers - H/W	-	-	-	-	-
39902	39902-Oth Tang Prop - Servers - S/W	-	-	-	-	-
39903	39903-Oth Tang Prop - Network - H/W	-	-	-	-	-
39904	39904-Oth Tang Prop - CPU	-	-	-	-	-
39905	39905-Oth Tang Prop - MF Hardware	-	-	-	-	-
39906	39906-Oth Tang Prop - PC Hardware	-	-	-	-	-
39907	39907-Oth Tang Prop - PC Software	-	-	-	-	-
39908	39908-Oth Tang Prop - Appl Software	-	-	-	-	-
39909	39909-Oth Tang Prop - Mainframe S/W	-	-	-	-	-
39921	Servers-Hardware-AEAM	-	-	-	-	-
39922	Servers-Software-AEAM	-	-	-	-	-
39923	Network Hardware-AEAM	-	-	-	-	-
39924	39924-Oth Tang Prop - Gen.	-	-	-	-	-
39926	Pc Hardware-AEAM	-	-	-	-	-
39928	Application SW-AEAM	-	-	-	-	-
39931	ALGN-Servers-Hardware	-	-	-	-	-
39932	ALGN-Servers-Software	-	-	-	-	-
39938	ALGN-Application SW	-	-	-	-	-
RWIP	RWIP	-	-	-	-	-
ADJ	WTW Adjustment (1)					
002 - Dallas Atmos Rate Division Total		-	-	-	-	-
012 - Call Center Division						
38900	38900-Land	-	-	-	-	-
38910	38910-CKV-Land & Land Rights	-	-	-	-	-
39000	39000-Structures & Improvements	-	-	-	-	-
39009	39009-Improv. to Leased Premises	-	-	-	-	-
39010	39010-CKV-Structures & Improvements	-	-	-	-	-
39100	39100-Office Furniture & Equipment	-	-	-	-	-
39101	Office Furniture And	-	-	-	-	-
39102	Remittance Processing	-	-	-	-	-
39103	39103-Office Furn. - Copiers & Type	-	-	-	-	-
39110	CKV-Office Furn & Eq	-	-	-	-	-
39210	CKV-Transportation Eq	-	-	-	-	-
39410	CKV-Tools Shop Garage	-	-	-	-	-
39510	CKV-Laboratory Equip	-	-	-	-	-
39700	39700-Communication Equipment	-	-	-	-	-
39710	39710-CKV-Communication Equipment	-	-	-	-	-
39800	39800-Miscellaneous Equipment	-	-	-	-	-
39810	CKV-Misc Equipment	-	-	-	-	-
39900	39900-Other Tangible Property	-	-	-	-	-
39901	39901-Oth Tang Prop - Servers - H/W	-	-	-	-	-
39902	39902-Oth Tang Prop - Servers - S/W	-	-	-	-	-
39903	39903-Oth Tang Prop - Network - H/W	-	-	-	-	-
39906	39906-Oth Tang Prop - PC Hardware	-	-	-	-	-
39907	39907-Oth Tang Prop - PC Software	-	-	-	-	-
39908	39908-Oth Tang Prop - Appl Software	-	-	-	-	-
39910	39910-CKV-Other Tangible Property	-	-	-	-	-
39916	39916-CKV-Oth Tang Prop-PC Hardware	-	-	-	-	-
39917	39917-CKV-Oth Tang Prop-PC Software	-	-	-	-	-
39918	CKV-Oth Tang Prop-App	-	-	-	-	-
39924	Oth Tang Prop - Gen.	-	-	-	-	-
RWIP	RWIP	-	-	-	-	-
012 - Call Center Division Total		-	-	-	-	-
		-	-	-	-	-
		-	-	-	-	-
091 - Brentwood Division		-	-	-	-	-
30100	30100-Organization	-	-	-	-	-
30300	30300-Misc. Intangible Plant	-	-	-	-	-
39001	39001-Structures - Frame	-	-	-	-	-
39004	39004-Air Conditioning Equipment	-	-	-	-	-
39009	39009-Improv. to Leased Premises	-	-	-	-	-

Division	utility_account	Projected Nov-25	Projected Dec-25	Projected Jan-26	Projected Feb-26	Projected Mar-26
39100	39100-Office Furniture & Equipment	-	-	-	-	-
39101	Office Furniture And	-	-	-	-	-
39103	Office Machines	-	-	-	-	-
39200	39200-Trans Equip- Group	-	-	-	-	-
39300	Stores Equipment	-	-	-	-	-
39400	39400-Tools, Shop, & Garage Equip.	-	-	-	-	-
39600	39600-Power Operated Equipment	-	-	-	-	-
39700	39700-Communication Equipment	-	-	-	-	-
39701	Communication Equip.	-	-	-	-	-
39702	Communication Equip.	-	-	-	-	-
39800	39800-Miscellaneous Equipment	-	-	-	-	-
39900	39900-Other Tangible Property	-	-	-	-	-
39901	39901-Oth Tang Prop - Servers - H/W	-	-	-	-	-
39902	39902-Oth Tang Prop - Servers - S/W	-	-	-	-	-
39903	39903-Oth Tang Prop - Network - H/W	-	-	-	-	-
39906	39906-Oth Tang Prop - PC Hardware	-	-	-	-	-
39907	39907-Oth Tang Prop - PC Software	-	-	-	-	-
39908	39908-Oth Tang Prop - Appl Software	-	-	-	-	-
RWIP	RWIP					
091 - Brentwood Division Total		**-**	**-**	**-**	**-**	**-**

Division	utility_account	Projected Nov-25	Projected Dec-25	Projected Jan-26	Projected Feb-26	Projected Mar-26
009 - WKG Division						
30100	30100-Organization	-	-	-	-	-
30200	30200-Franchises & Consents	-	-	-	-	-
32540	32540-Rights-of-Way	-	-	-	-	-
33202	33202-Tributary Lines	-	-	-	-	-
33400	33400-Field Meas. & Reg. Sta. Equip	-	-	-	-	-
35010	35010-Land	-	-	-	-	-
35020	35020-Rights of Ways	-	-	-	-	-
35100	35100-Structures & Improvements	-	-	-	-	-
35102	35102-Compressor Station Equipment	-	-	-	-	-
35103	35103-Meas. & Reg. Sta. Structures	-	-	-	-	-
35104	35104-Other Structures	-	-	-	-	-
35200	35200-Wells	-	-	-	-	-
35201	35201-Well Construction	-	-	-	-	-
35202	35202-Well Equipment	-	-	-	-	-
35203	35203-Cushion Gas	-	-	-	-	-
35210	35210-Leaseholds	-	-	-	-	-
35211	35211-Storage Rights	-	-	-	-	-
35301	35301-Field Lines	-	-	-	-	-
35302	35302-Tributary Lines	-	-	-	-	-
35400	35400-Compressor Station Equipment	-	-	-	-	-
35500	35500-Meas. & Reg. Equipment	-	-	-	-	-
35600	35600-Purification Equipment	-	-	-	-	-
36510	36510-Land & Land Rights	-	-	-	-	-
36520	36520-Rights-Of-Way	-	-	-	-	-
36602	36602-Structures & Improvements	-	-	-	-	-
36603	36603-Other Structures	-	-	-	-	-
36700	36700-Mains - Cathodic Protection	-	-	-	-	-
36701	36701-Mains - Steel	-	-	-	-	-
36703	36703-Mains - Anodes	-	-	-	-	-
36900	36900-Meas. & Reg. Sta. Equipment	-	-	-	-	-
36901	36901-Meas. & Reg. Sta. Equipment	-	-	-	-	-
37400	37400-Land & Land Rights	-	-	-	-	-
37401	37401-Land	-	-	-	-	-
37402	37402-Land Rights	-	-	-	-	-
37403	37403-Land Other	-	-	-	-	-
37500	37500-Structures & Improvements	-	-	-	-	-
37501	37501-Structures & Improvements T.B	-	-	-	-	-
37502	37502-Land Rights	-	-	-	-	-
37503	37503-Improvements	-	-	-	-	-
37600	37600-Mains - Cathodic Protection	-	-	-	-	-
37601	37601-Mains - Steel	-	-	-	-	-
37602	37602-Mains - Plastic	-	-	-	-	-
37603	37603 - Mains - Anodes	-	-	-	-	-
37604	37604-Mains - Leak Clamps	-	-	-	-	-
37800	37800-Meas. & Reg. Sta. Eq-General	-	-	-	-	-
37900	37900-Meas. & Reg. - City Gate	-	-	-	-	-
37905	37905-Meas. & Reg. Sta. Equip T.B.	-	-	-	-	-
38000	38000-Services	-	-	-	-	-
38100	38100-Meters	-	-	-	-	-
38200	38200-Meter Installations	-	-	-	-	-
38300	38300-House Regulators	-	-	-	-	-
38400	38400-House Reg. Installations	-	-	-	-	-
38500	38500-Ind. Meas. & Reg. Sta. Equip	-	-	-	-	-
38900	38900-Land & Land Rights	-	-	-	-	-
39000	39000-Structures & Improvements	-	-	-	-	-
39002	39002-Structures - Brick	-	-	-	-	-
39003	39003-Improvements	-	-	-	-	-
39004	39004-Air Conditioning Equipment	-	-	-	-	-
39009	39009-Improv. to Leased Premises	-	-	-	-	-
39100	39100-Office Furniture & Equipment	-	-	-	-	-
39103	Office Machines	-	-	-	-	-
39200	39200-Transportation Equipment	-	-	-	-	-
39202	39202-WKG Trailers	-	-	-	-	-
39400	39400-Tools, Shop, & Garage Equip.	-	-	-	-	-
39603	39603-Ditchers	-	-	-	-	-
39604	39604-Backhoes	-	-	-	-	-
39605	39605-Welders	-	-	-	-	-
39700	39700-Communication Equipment	-	-	-	-	-
39701	Communication Equip.	-	-	-	-	-
39702	Communication Equip.	-	-	-	-	-
39705	39705-Comm. Equip. - Telemetering	-	-	-	-	-
39800	39800-Miscellaneous Equipment	-	-	-	-	-
39901	Servers Hardware	-	-	-	-	-
39902	Servers Software	-	-	-	-	-
39903	39903-Oth Tang Prop - Network - H/W	-	-	-	-	-
39906	39906-Oth Tang Prop - PC Hardware	-	-	-	-	-
39907	39907-Oth Tang Prop - PC Software	-	-	-	-	-
39908	39908-Oth Tang Prop - Appl Software	-	-	-	-	-
RWIP	RWIP	-	-	-	-	-
009 - Kentucky Division Total		**-**	**-**	**-**	**-**	**-**

PRP Reserve Oct 22 - June 24 Adj

37601-Mains - Steel
37602-Mains - Plastic
37800-Meas. And Reg. Sta. E
38000-Services
Total PRP

Division	utility_account	Projected Nov-25	Projected Dec-25	Projected Jan-26	Projected Feb-26	Projected Mar-26
Per Books Total KY Division						
	Check					
Capitalized Depreciation						
009 - Kentucky Division						
39200	39200-Transportation Equipment					
39202	39202-WKG Trailers					
39400	39400-Tools, Shop, & Garage Equip.					
39603	39603-Ditchers					
39604	39604-Backhoes					
39605	39605-Welders					
009 - Kentucky Division Total						
091 - Brentwood Division						
39200	39200-Trans Equip- Group					
39400	39400-Tools, Shop, & Garage Equip.					
39600	39600-Power Operated Equipment					
091 - Brentwood Division Total						
	Allocated					
	GRV	-	-	-	-	-
	AEAM	-	-	-	-	-
	ALGN	-	-	-	-	-
	002 - Dallas Atmos Rate Division	-	-	-	-	-
	CKV	-	-	-	-	-
	012 - Call Center Division	-	-	-	-	-
	091 - Brentwood Division	-	-	-	-	-
	009 - Kentucky Division	-	-	-	-	-
	TOTAL	-	-	-	-	-

Note:

Division	utility_account	Projected Nov-25	Projected Dec-25	Projected Jan-26	Projected Feb-26	Projected Mar-26

1. This amount relates to the reclass of depreciaiton and amor

002 - Dallas Atmos Rate Division
012 - Call Center Division
091 - Brentwood Division
009 - Kentucky Division

Net Plant

Division	utility_account	Actual Dec-23	Actual Jan-24	Actual Feb-24	Actual Mar-24	Actual Apr-24	Actual May-24	Actual Jun-24	Projected Jul-24	Projected Aug-24	Projected Sep-24	Projected Oct-24	Projected Nov-24	Projected Dec-24	Projected Jan-25	Projected Feb-25	Projected Mar-25
			Base Period														
002 - Dallas Atmos Rate Division																	
39000	39000-Structures & Improvements	4,786,221	4,771,553	4,664,354	4,649,856	4,635,359	4,668,432	4,648,279	4,614,897	4,583,302	4,551,881	4,527,363	4,499,576	4,474,356	4,442,660	4,411,257	4,380,208
39005	39005-G-Structures & Improvements	9,463,356	9,431,530	9,399,704	9,367,878	9,336,051	9,304,225	9,272,399	9,242,877	9,213,355	9,183,834	9,154,312	9,124,790	9,095,268	9,065,746	9,036,224	9,006,703
39009	39009-Improv. to Leased Premises	63,363	63,213	63,064	62,914	62,764	719,365	563,767	764,275	943,838	1,120,898	1,218,732	1,353,505	1,458,575	1,637,135	1,811,816	1,981,950
39020	Struct & Improv AEAM	23,320	23,257	23,194	23,131	23,068	23,006	22,943	22,894	22,845	22,796	22,747	22,699	22,650	22,601	22,552	22,503
39029	Improv-Leased AEAM	40,892	40,692	40,493	40,293	40,093	39,893	39,695	39,461	39,227	38,993	38,759	38,525	38,291	38,057	37,823	37,589
39100	39100-Office Furniture & Equipment	2,972,746	2,946,713	2,920,681	2,894,648	2,868,615	2,960,904	3,084,054	3,163,311	3,232,660	3,300,710	3,331,683	3,379,798	3,413,955	3,482,295	3,548,694	3,612,842
39102	39102-Remittance Processing Equipment	(1)	(1)	(1)	(1)	(1)	(1)	(1)	(1)	(1)	(1)	(1)	(1)	(1)	(1)	(1)	(1)
39103	39103-Office Furn. - Copiers & Type	(0)	(0)	(0)	(0)	(0)	(0)	(0)	(0)	(0)	(0)	(0)	(0)	(0)	(0)	(0)	(0)
39104	39104-G-Office Furniture & Equip.	23,545	23,200	22,855	22,510	22,165	21,820	21,475	21,084	20,693	20,302	19,912	19,521	19,130	18,740	18,349	17,958
39120	Off Furn & Equip-AEAM	141,082	139,862	138,642	137,423	136,203	134,983	133,766	132,072	130,379	128,685	126,992	125,298	123,605	121,912	120,218	118,525
39200	39200-Transportation Equipment	119,373	118,290	117,206	116,123	115,039	113,956	112,869	111,216	109,563	107,910	106,257	104,603	102,950	101,297	99,644	97,991
39300	39300-Stores Equipment	-	-	-	-	-	-	-	-	-	-	-	-	-	-	-	-
39400	39400-Tools, Shop, & Garage Equip.	9,860	9,353	8,863	8,484	8,104	7,724	7,662	7,335	7,007	6,680	6,352	6,025	5,697	5,370	5,042	4,715
39420	Tools And Garage-AEAM	(388)	(388)	(388)	(388)	(388)	(388)	(388)	(388)	(388)	(388)	(388)	(388)	(388)	(388)	(388)	(388)
39500	39500-Laboratory Equipment	-	-	-	-	-	-	-	-	-	-	-	-	-	-	-	-
39700	39700-Communication Equipment	484,342	481,629	478,916	476,202	473,489	486,846	484,043	487,660	490,682	493,625	494,345	496,092	497,002	499,961	502,803	505,509
39720	Commun Equip AEAM	70,702	70,458	70,215	69,971	69,728	69,484	69,241	68,808	68,374	67,940	67,507	67,073	66,640	66,206	65,772	65,339
39800	39800-Miscellaneous Equipment	68,034	67,731	67,428	67,125	66,822	66,520	66,218	65,566	64,915	64,264	63,613	62,962	62,311	61,659	61,008	60,357
39820	Misc Equip - AEAM	8,342	8,313	8,284	8,255	8,226	8,197	8,168	8,104	8,040	7,976	7,912	7,849	7,785	7,721	7,657	7,593
39900	39900-Other Tangible Equipm	0	0	0	0	0	0	0	0	0	0	0	0	0	0	0	0
39901	39901-Oth Tang Prop - Servers - H/W	37,252,663	36,919,235	36,589,979	38,149,091	35,915,135	35,585,817	35,257,282	34,834,173	34,411,024	33,987,868	33,564,569	33,141,334	32,718,043	32,294,881	31,871,709	31,448,527
39902	39902-Oth Tang Prop - Servers - S/W	203,051	147,680	103,014	61,803	51,248	49,070	4,700,878	6,614,039	8,345,871	10,048,519	11,092,165	12,433,502	13,523,959	15,211,846	16,859,140	18,460,478
39903	39903-Oth Tang Prop - Network - H/W	3,510,911	3,494,237	3,458,474	3,420,588	3,382,938	3,459,763	3,344,836	3,331,708	3,316,267	3,300,459	3,276,229	3,255,810	3,232,188	3,216,209	3,199,718	3,182,644
39904	39904-Oth Tang Prop - CPU	-	-	-	-	-	-	-	-	-	-	-	-	-	-	-	-
39905	39905-Oth Tang Prop - MF Hardware	-	-	-	-	-	-	-	-	-	-	-	-	-	-	-	-
39906	39906-Oth Tang Prop - PC Hardware	4,081,302	4,027,580	3,976,622	3,925,648	3,874,690	3,823,733	3,772,469	3,703,411	3,634,466	3,565,544	3,497,012	3,428,311	3,359,761	3,290,869	3,222,007	3,153,179
39907	39907-Oth Tang Prop - PC Software	28,152	27,547	26,943	26,339	25,735	25,131	24,555	23,814	23,073	22,332	21,590	20,849	20,108	19,367	18,626	17,885
39908	39908-Oth Tang Prop - Appl Software	38,244,996	38,427,568	37,851,244	37,351,516	36,824,664	36,724,309	36,444,563	36,521,771	36,539,846	36,549,745	36,339,927	36,231,143	36,039,421	36,049,466	36,047,524	39,465,235
39909	39909-Oth Tang Prop - Mainframe S/W	-	-	-	-	-	-	-	-	-	-	-	-	-	-	-	-
39921	Servers-Hardware-AEAM	1,845,921	1,823,692	1,801,649	1,779,600	3,647,217	3,609,382	3,571,663	4,325,261	5,004,645	5,670,698	6,072,019	6,591,082	7,008,631	7,663,507	8,300,474	8,917,413
39922	Servers-Software-AEAM	3,087,114	3,045,006	3,002,899	2,960,791	2,918,684	2,876,576	2,834,582	2,786,521	2,738,460	2,690,399	2,642,338	2,594,277	2,546,215	2,498,154	2,450,093	2,402,032
39923	Network Hardware-AEAM	376,010	372,455	368,917	365,378	361,840	358,302	468,931	512,985	552,653	591,623	614,617	644,840	668,986	707,633	745,307	781,877
39924	39924-Oth Tang Prop - Gen.	-	-	-	-	-	-	-	-	-	-	-	-	-	-	-	-
39926	Pc Hardware-AEAM	138,676	136,390	134,103	131,816	129,610	127,447	125,276	123,088	120,899	118,711	116,523	114,335	112,147	109,958	107,770	105,582
39928	Application SW-AEAM	9,389,157	9,229,688	9,179,453	9,019,363	8,859,272	8,699,181	8,539,811	8,353,637	8,167,463	7,981,289	7,795,115	7,608,941	7,422,767	7,236,593	7,050,419	6,864,245
39931	ALGN-Servers-Hardware	90,017	87,222	84,448	81,678	78,942	76,214	73,485	70,191	66,896	63,601	60,307	57,012	53,717	50,422	47,128	43,833
39932	ALGN-Servers-Software	414,875	408,305	401,736	395,166	388,597	382,027	375,463	368,518	361,574	354,630	347,686	340,742	333,797	326,853	319,909	312,965
39938	ALGN-Application SW	10,404,057	10,281,879	10,159,701	10,037,522	9,915,344	9,793,165	9,671,142	9,538,243	9,405,343	9,272,444	9,139,545	9,006,646	8,873,747	8,740,848	8,607,949	8,475,050
RWIP	RWIP	-	-	-	-	-	-	-	-	-	-	-	-	-	-	-	-
ADJ	WTW Adjustment (1)	(525,833)	(510,367)	(494,901)	(479,436)	(463,970)	(448,504)	(433,039)	(417,573)	(402,107)	(386,642)	(371,176)	(355,710)	(340,245)	(324,779)	(309,313)	(293,848)
002 - Dallas Atmos Rate Division Total		**126,815,857**	**126,113,523**	**124,667,788**	**125,171,288**	**123,775,282**	**123,766,578**	**127,306,086**	**129,438,958**	**131,220,865**	**132,947,327**	**133,394,562**	**134,421,039**	**134,961,070**	**136,662,799**	**138,286,930**	**143,256,486**
		126,815,857	**126,113,523**	**124,667,788**	**125,171,288**	**123,775,282**	**123,766,578**	**127,306,086**	**129,438,958**	**131,220,865**	**132,947,327**	**133,394,562**	**134,421,039**	**134,961,070**	**136,662,799**	**138,286,930**	**143,256,486**
		-	**-**	**-**	**-**	**-**	**-**	**-**	**-**	**-**	**-**	**-**	**-**	**-**	**-**	**-**	**-**
012 - Call Center Division																	
38900	38900-Land	2,874,240	2,874,240	2,874,240	2,874,240	2,874,240	2,874,240	2,874,240	2,874,240	2,874,240	2,874,240	2,874,240	2,874,240	2,874,240	2,874,240	2,874,240	2,874,240
38910	38910-CKV-Land & Land Rights	1,886,443	1,886,443	1,886,443	1,886,443	1,886,443	1,886,443	1,886,443	1,886,443	1,886,443	1,886,443	1,886,443	1,886,443	1,886,443	1,886,443	1,886,443	1,886,443
39000	39000-Structures & Improvements	9,409,443	9,375,269	9,341,095	9,306,921	9,272,746	9,257,457	9,223,266	9,197,934	9,172,590	9,148,055	9,122,422	9,098,192	9,073,799	9,050,294	9,027,247	9,004,213
39009	39009-Improv. to Leased Premises	887,898	877,106	866,314	855,522	844,730	833,937	823,232	809,677	796,123	782,569	769,014	755,460	741,906	728,351	714,797	701,243
39010	39010-CKV-Structures & Improvements	7,593,179	7,559,987	7,526,795	7,493,603	7,460,411	7,427,219	7,394,027	7,369,056	7,344,084	7,319,113	7,294,141	7,269,170	7,244,198	7,219,226	7,194,255	7,169,283
39100	39100-Office Furniture & Equipment	1,285,930	1,275,055	1,264,181	1,253,306	1,242,431	1,231,557	1,220,708	1,205,692	1,190,676	1,175,659	1,160,643	1,145,626	1,130,610	1,115,594	1,100,577	1,085,561
39101	Office Furniture And	-	-	-	-	-	-	-	-	-	-	-	-	-	-	-	-
39102	Remittance Processing	-	-	-	-	-	-	-	-	-	-	-	-	-	-	-	-
39103	39103-Office Furn. - Copiers & Type	-	-	-	-	-	-	-	-	-	-	-	-	-	-	-	-
39110	CKV-Office Furn & Eq	536,244	533,898	531,552	529,239	526,927	627,996	625,225	629,438	633,560	642,056	644,530	654,622	663,776	677,725	694,103	710,474
39210	CKV-Transportation Eq	(437)	(437)	(437)	(450)	(455)	(455)	(455)	(455)	(455)	(455)	(455)	(455)	(455)	(455)	(455)	(455)
39410	CKV-Tools Shop Garage	459,166	452,955	446,744	443,280	437,050	440,756	436,972	430,687	424,385	418,663	412,123	406,602	400,944	395,919	391,208	386,480
39510	CKV-Laboratory Equip	(125)	(125)	(125)	(125)	(125)	(125)	(125)	(125)	(125)	(125)	(125)	(125)	(125)	(125)	(125)	(125)
39700	39700-Communication Equipment	282,130	273,215	264,299	255,384	246,468	237,579	228,765	218,052	207,338	196,625	185,911	175,198	164,484	153,771	143,057	132,344
39710	39710-CKV-Communication Equipment	139,620	139,178	138,736	138,294	137,852	137,411	136,969	136,450	135,930	135,410	134,890	134,370	133,850	133,330	132,810	132,290
39800	39800-Miscellaneous Equipment	107,996	107,643	107,289	106,936	106,582	106,229	105,876	105,072	104,267	103,463	102,658	101,854	101,049	100,245	99,440	98,636
39810	CKV-Misc Equipment	349,061	380,837	379,588	378,366	377,117	407,924	406,594	408,116	409,577	413,781	414,201	419,400	424,004	431,613	440,740	449,855
39900	39900-Other Tangible Property	154,265	154,265	154,265	154,265	154,265	154,265	154,265	154,265	154,265	154,265	154,265	154,265	154,265	154,265	154,265	154,265
39901	39901-Oth Tang Prop - Servers - H/W	3,104,417	3,039,236	2,974,054	2,908,872	2,843,690	2,778,509	2,713,538	2,650,910	2,588,282	2,525,653	2,463,025	2,400,397	2,337,769	2,275,141	2,212,513	2,149,884
39902	39902-Oth Tang Prop - Servers - S/W	39,634	36,472	33,310	30,148	26,986	23,825	20,663	4,499	(11,665)	(11,665)	(11,665)	(11,665)	(11,665)	(11,665)	(11,665)	(11,665)
39903	39903-Oth Tang Prop - Network - H/W	450,469	445,225	439,981	434,738	429,494	424,250	418,981	413,300	407,620	401,939	396,258	390,577	384,896	379,216	373,535	367,854
39906	39906-Oth Tang Prop - PC Hardware	1,573,527	1,558,791	1,544,055	1,529,319	1,514,583	1,499,847	1,484,987	1,459,992	1,434,997	1,410,002	1,385,007	1,360,012	1,335,016	1,310,021	1,285,026	1,260,031
39907	39907-Oth Tang Prop - PC Software	57,199	57,199	57,199	57,199	57,199	57,199	57,199	57,199	57,199	57,199	57,199	57,199	57,199	57,199	57,199	57,199
39908	39908-Oth Tang Prop - Appl Software	38,600,057	38,047,500	37,577,807	37,022,520	36,467,272	35,912,284	36,359,134	35,788,535	35,216,965	34,688,931	34,100,766	33,588,475	33,066,722	32,592,654	32,142,646	33,081,425
39910	39910-CKV-Other Tangible Property	15,216	49,121	47,047	44,973	42,899	40,825	38,754	39,184	39,562	41,426	41,186	43,550	45,557	49,181	53,595	57,956
39916	39916-CKV-Oth Tang Prop-PC Hardware	51,146	50,149	49,152	48,154	47,157	46,160	45,157	43,420	41,683	39,945	38,208	36,471	34,733	32,996	31,258	29,521
39917	39917-CKV-Oth Tang Prop-PC Software	30,451	30,431	30,411	30,391	30,371	30,351	30,331	30,301	30,272	30,242	30,212	30,183	30,153	30,124	30,094	30,065
39918	CKV-Oth Tang Prop-App	9,966	9,966	9,966	9,966	9,966	9,966	9,966	9,966	9,966	9,966	9,966	9,966	9,966	9,966	9,966	9,966
39924	Oth Tang Prop - Gen.	-	-	-	-	-	-	-	-	-	-	-	-	-	-	-	-
RWIP	RWIP	-	-	-	-	-	-	-	-	-	-	-	-	-	-	-	-
012 - Call Center Division Total		**69,897,137**	**69,213,619**	**68,543,961**	**67,791,504**	**67,036,301**	**66,445,648**	**66,694,713**	**65,921,846**	**65,147,777**	**64,443,398**	**63,665,064**	**62,980,025**	**62,283,335**	**61,645,269**	**61,036,771**	**61,816,983**
091 - Brentwood Division																	
30100	30100-Organization	185,309	185,309	185,309	185,309	185,309	185,309	185,309	185,309	185,309	185,309	185,309	185,309	185,309	185,309	185,309	185,309
30300	30300-Misc. Intangible Plant	1,109,552	1,109,552	1,109,552	1,109,552	1,109,552	1,109,552	1,109,552	1,109,552	1,109,552	1,109,552	1,109,552	1,109,552	1,109,552	1,109,552	1,109,552	1,109,552
39001	39001-Structures - Frame	70,416	69,758	69,101	68,443	67,785	67,128	66,470	66,101	65,732	65,363	64,994	64,625	64,255	63,886	63,517	63,148
39004	39004-Air Conditioning Equipment	1,325	1,273	1,221	1,169	1,117	1,065	1,013	931	848	766	683	601	518	436	354	271
39009	39009-Improv. to Leased Premises	-	-	-	-	-	-	-	-	-	-	-	-	-	-	-	-

Division	utility_account	Actual Dec-23	Actual Jan-24	Actual Feb-24	Actual Mar-24	Actual Apr-24	Actual May-24	Actual Jun-24	Projected Jul-24	Projected Aug-24	Projected Sep-24	Projected Oct-24	Projected Nov-24	Projected Dec-24	Projected Jan-25	Projected Feb-25	Projected Mar-25
39100	39100-Office Furniture & Equipment	21,143	20,999	20,854	20,710	20,566	20,421	20,277	20,165	20,053	19,941	19,828	19,716	19,604	19,492	19,380	19,267
39101	Office Furniture And	-	-	-	-	-	-	-	-	-	-	-	-	-	-	-	-
39103	Office Machines	-	-	-	-	-	-	-	-	-	-	-	-	-	-	-	-
39200	39200-Trans Equip- Group	7,083	6,877	6,670	6,614	6,558	6,501	6,445	6,427	6,408	6,390	6,371	6,353	6,334	6,316	6,297	6,279
39300	Stores Equipment	-	-	-	-	-	-	-	-	-	-	-	-	-	-	-	-
39400	39400-Tools, Shop, & Garage Equip.	67,064	66,505	65,945	65,386	64,826	64,267	63,708	63,265	62,822	62,379	61,937	61,494	61,051	60,608	60,166	59,723
39600	39600-Power Operated Equipment	7,826	7,744	7,662	7,580	7,498	7,416	7,334	7,294	7,254	7,215	7,175	7,135	7,096	7,056	7,016	6,977
39700	39700-Communication Equipment	22,067	22,067	22,067	22,067	22,067	22,067	22,067	22,067	22,067	22,067	22,067	22,067	22,067	22,067	22,067	22,067
39701	Communication Equip.	-	-	-	-	-	-	-	-	-	-	-	-	-	-	-	-
39702	Communication Equip.	-	-	-	-	-	-	-	-	-	-	-	-	-	-	-	-
39800	39800-Miscellaneous Equipment	126,994	126,994	126,994	126,994	126,994	126,994	126,994	126,994	126,994	126,994	126,994	126,994	126,994	126,994	126,994	126,994
39900	39900-Other Tangible Property	-	-	-	-	-	-	-	-	-	-	-	-	-	-	-	-
39901	39901-Oth Tang Prop - Servers - H/W	-	-	-	-	-	-	-	-	-	-	-	-	-	-	-	-
39902	39902-Oth Tang Prop - Servers - S/W	-	-	-	-	-	-	-	-	-	-	-	-	-	-	-	-
39903	39903-Oth Tang Prop - Network - H/W	13,961	13,702	13,443	13,184	12,925	12,667	12,408	12,172	11,937	11,701	11,466	11,230	10,994	10,759	10,523	10,288
39906	39906-Oth Tang Prop - PC Hardware	-	-	-	-	-	-	-	-	-	-	-	-	-	-	-	-
39907	39907-Oth Tang Prop - PC Software	2,827	2,348	1,870	1,392	913	435	-	-	-	-	-	-	-	-	-	-
39908	39908-Oth Tang Prop - Appl Software	-	-	-	-	-	-	-	-	-	-	-	-	-	-	-	-
RWIP	RWIP	(52,517)	(52,517)	(52,517)	(52,517)	(52,517)	(52,517)	(52,517)	(52,517)	(52,517)	(52,517)	(52,517)	(52,517)	(52,517)	(52,517)	(52,517)	(52,517)
091 - Brentwood Division Total		**1,583,050**	**1,580,611**	**1,578,171**	**1,575,882**	**1,573,594**	**1,571,305**	**1,569,059**	**1,567,759**	**1,566,459**	**1,565,159**	**1,563,858**	**1,562,558**	**1,561,258**	**1,559,958**	**1,558,657**	**1,557,357**

Division	utility_account	Actual Dec-23	Actual Jan-24	Actual Feb-24	Actual Mar-24	Actual Apr-24	Actual May-24	Actual Jun-24	Projected Jul-24	Projected Aug-24	Projected Sep-24	Projected Oct-24	Projected Nov-24	Projected Dec-24	Projected Jan-25	Projected Feb-25	Projected Mar-25
009 - Kentucky Division																	
30100	30100-Organization	-	-	-	-	-	-	-	-	-	-	-	-	-	-	-	-
30200	30200-Franchises & Consents	-	-	-	-	-	-	-	-	-	-	-	-	-	-	-	-
32540	32540-Rights-of-Way	-	-	-	-	-	-	-	-	-	-	-	-	-	-	-	-
33202	33202-Tributary Lines	-	-	-	-	-	-	-	-	-	-	-	-	-	-	-	-
33400	33400-Field Meas. & Reg. Sta. Equip	-	-	-	-	-	-	-	-	-	-	-	-	-	-	-	-
35010	35010-Land	261,127	261,127	261,127	261,127	261,127	261,127	261,127	261,127	261,127	261,127	261,127	261,127	261,127	261,127	261,127	261,127
35020	35020-Rights of Ways	537	534	532	529	526	524	521	518	516	513	510	508	505	502	500	497
35100	35100-Structures & Improvements	10,568	10,543	10,519	10,494	10,470	10,445	10,421	10,396	10,372	10,347	10,323	10,298	10,274	10,249	10,225	10,200
35102	35102-Compressor Station Equipment	37,940	37,765	37,590	37,415	107,406	107,151	106,896	106,641	106,386	106,131	105,875	105,620	105,365	105,110	104,855	104,600
35103	35103-Meas. & Reg. Sta. Structures	2,720	2,699	2,678	2,656	2,635	2,614	2,593	2,571	2,550	2,529	2,508	2,487	2,465	2,444	2,423	2,402
35104	35104-Other Structures	34,759	34,600	34,442	34,284	34,126	33,968	33,810	33,652	33,494	33,336	33,178	33,020	32,862	32,704	32,546	32,388
35200	35200-Wells	7,171,863	7,179,616	7,164,811	7,150,007	7,135,203	7,120,399	7,105,595	7,090,790	7,075,986	8,680,090	8,662,705	8,645,320	8,627,934	8,610,549	8,593,164	8,575,778
35201	35201-Well Construction	245,071	242,804	240,537	238,271	236,004	233,737	231,471	229,204	226,937	224,671	222,404	220,137	217,871	215,604	213,337	211,071
35202	35202-Well Equipment	209,114	208,347	207,580	206,812	206,045	205,278	204,510	203,743	202,976	202,208	201,441	200,673	199,906	199,138	198,371	197,603
35203	35203-Cushion Gas	1,033,358	1,031,380	1,029,403	1,027,426	1,025,448	1,023,471	1,021,494	1,019,516	1,017,539	1,015,562	1,013,585	1,011,607	1,009,630	1,007,653	1,005,675	1,003,698
35210	35210-Leaseholds	12,951	12,868	12,785	12,701	12,618	12,535	12,451	12,368	12,285	12,201	12,118	12,035	11,951	11,868	11,785	11,702
35211	35211-Storage Rights	10,898	10,852	10,805	10,759	10,712	10,666	10,619	10,573	10,527	10,480	10,434	10,387	10,341	10,294	10,248	10,202
35301	35301-Field Lines	73,651	73,467	73,283	73,099	72,914	72,730	72,546	72,362	72,178	71,994	71,810	71,626	71,442	71,257	71,073	70,889
35302	35302-Tributary Lines	60,188	59,968	59,748	59,528	59,308	59,089	58,869	58,649	58,429	58,209	57,990	57,770	57,550	57,330	57,111	56,891
35400	35400-Compressor Station Equipment	5,859,533	5,850,843	5,796,008	5,798,115	5,789,461	5,780,807	5,772,153	5,763,457	5,754,762	17,692,660	17,666,916	17,641,173	17,615,429	17,589,685	17,563,941	17,538,197
35500	35500-Meas. & Reg. Equipment	114,961	114,536	114,110	113,685	113,259	112,834	112,408	111,982	111,557	111,131	110,706	110,280	109,855	109,429	109,004	108,578
35600	35600-Purification Equipment	1,062,948	1,060,183	1,057,417	1,054,651	1,051,886	1,049,120	1,046,355	1,043,589	1,040,823	1,038,058	1,035,292	1,032,526	1,029,761	1,026,995	1,024,230	1,021,464
36510	36510-Land & Land Rights	26,970	26,970	26,970	26,970	26,970	26,970	26,970	26,970	26,970	26,970	26,970	26,970	26,970	26,970	26,970	26,970
36520	36520-Rights-Of-Way	293,267	292,652	292,037	291,423	290,808	290,193	289,579	288,964	288,349	287,735	287,120	286,505	285,891	285,276	284,661	284,047
36602	36602-Structures & Improvements	25,284	25,238	25,192	25,146	25,100	25,054	25,007	24,961	199,735	373,207	372,833	372,458	372,083	371,709	371,334	370,959
36603	36603-Other Structures	(2,068)	(2,068)	(2,068)	(2,068)	(2,068)	(2,068)	(2,068)	(2,068)	(2,068)	(2,068)	(2,068)	(2,068)	(2,068)	(2,068)	(2,068)	(2,068)
36700	36700-Mains - Cathodic Protection	16,657	16,533	16,410	16,287	16,164	16,041	15,917	15,794	15,671	15,548	15,425	15,301	15,178	15,055	14,932	14,809
36701	36701-Mains - Steel	10,454,829	10,422,828	10,390,827	10,358,826	10,326,825	10,294,824	10,262,823	10,230,822	10,198,821	10,166,820	10,134,819	10,102,818	10,070,817	10,038,816	10,006,816	9,974,815
36703	36703-Mains - Anodes	650	604	557	511	465	418	372	325	279	233	186	140	94	47	1	(46)
36900	36900-Meas. & Reg. Sta. Equipment	1,441,666	1,438,683	1,435,700	1,432,717	1,429,735	1,426,752	1,423,769	1,420,787	1,417,804	1,414,821	1,411,838	1,408,856	1,405,873	1,402,890	1,399,908	1,396,925
36901	36901-Meas. & Reg. Sta. Equipment	316,845	313,459	310,074	306,689	303,303	299,918	296,533	293,147	289,762	286,377	282,991	279,606	276,221	272,835	269,450	266,065
37400	37400-Land & Land Rights	531,167	531,167	531,167	531,167	531,167	531,167	531,167	531,167	531,167	613,356	613,356	613,356	613,356	613,356	613,356	613,356
37401	37401-Land	428,640	428,640	428,640	428,640	428,640	428,640	428,640	428,640	428,640	428,640	428,640	428,640	428,640	428,640	428,640	428,640
37402	37402-Land Rights	3,614,104	3,608,289	3,602,767	3,597,220	3,591,967	3,586,433	3,581,456	3,576,917	3,572,378	3,567,840	3,563,301	3,558,762	3,554,224	3,549,685	3,545,146	3,540,608
37403	37403-Land Other	2,784	2,784	2,784	2,784	2,784	2,784	2,784	2,784	2,784	2,784	2,784	2,784	2,784	2,784	2,784	2,784
37500	37500-Structures & Improvements	208,264	207,861	207,457	207,054	206,651	206,247	205,844	205,440	205,037	204,634	204,230	203,827	203,423	203,020	202,617	202,213
37501	37501-Structures & Improvements T.B	20,563	20,443	20,324	20,204	20,084	19,964	19,844	19,725	19,605	19,485	19,365	19,246	19,126	19,006	18,886	18,766
37502	37502-Land Rights	6,719	6,664	6,608	6,553	6,497	6,442	6,386	6,330	6,275	6,219	6,164	6,108	6,053	5,997	5,942	5,886
37503	37503-Improvements	1,902	1,897	1,892	1,887	1,882	1,878	1,873	1,868	1,863	1,858	1,854	1,849	1,844	1,839	1,834	1,830
37600	37600-Mains - Cathodic Protection	1,728,754	1,743,694	1,766,431	1,740,664	1,762,940	1,816,653	1,825,063	1,811,789	1,798,515	1,785,240	1,771,966	1,758,692	1,745,417	1,732,143	1,718,869	1,705,594
37601	37601-Mains - Steel	201,300,717	201,109,721	200,924,352	200,770,975	201,543,744	201,511,743	201,246,498	200,961,265	200,783,277	199,934,165	199,641,964	199,349,763	199,057,563	198,765,362	198,473,161	198,180,960
37602	37602-Mains - Plastic	191,018,533	191,009,632	192,116,994	191,583,936	192,882,602	192,207,312	192,006,430	191,996,123	193,690,513	193,878,486	193,750,226	193,629,243	193,497,624	193,359,933	193,226,678	193,096,886
37603	37603 - Mains - Anodes	1,580,433	1,565,619	1,550,806	1,575,868	1,560,918	1,545,968	1,553,189	1,604,044	1,605,120	1,587,758	1,602,037	1,617,990	1,631,763	1,644,290	1,657,681	1,671,628
37604	37604-Mains - Leak Clamps	1,776,696	1,744,885	1,713,840	1,688,701	1,657,986	1,627,609	1,599,164	1,570,873	1,542,582	1,514,290	1,485,999	1,457,708	1,429,417	1,401,126	1,372,835	1,344,543
37800	37800-Meas. & Reg. Sta. Eq-General	20,872,141	20,672,103	20,630,741	20,583,174	20,536,498	20,488,412	20,708,976	20,674,864	20,627,368	20,579,871	20,532,374	20,484,878	20,437,381	20,389,885	20,342,388	20,294,891
37900	37900-Meas. & Reg. - City Gate	6,364,628	6,351,296	6,337,708	6,324,131	6,310,543	6,296,955	6,283,367	6,270,053	6,256,457	6,242,861	6,229,265	6,215,669	6,202,073	6,188,477	6,174,881	6,161,285
37905	37905-Meas. & Reg. Sta. Equip T.B.	715,187	712,080	708,973	705,866	702,758	699,651	696,544	693,437	690,329	687,222	684,115	681,008	677,900	674,793	671,686	668,579
38000	38000-Services	149,116,057	149,314,486	149,510,692	149,722,366	150,028,984	150,391,918	150,783,616	151,242,408	151,485,731	151,775,888	152,067,284	152,388,006	152,660,456	152,906,500	153,162,009	153,443,240
38100	38100-Meters	28,555,193	28,549,442	28,550,589	28,740,514	28,776,291	28,759,501	29,050,126	29,171,839	29,010,262	28,991,217	29,121,967	29,270,597	29,394,365	29,504,177	29,621,575	29,747,704
38200	38200-Meter Installations	40,989,264	41,112,467	41,296,316	40,981,184	41,119,363	41,175,317	40,799,968	40,634,231	40,468,663	40,302,764	40,199,397	40,098,444	39,992,840	39,884,823	39,776,439	39,671,671
38300	38300-House Regulators	3,182,651	3,203,265	3,241,786	3,411,895	3,450,312	3,457,078	3,661,146	3,650,746	3,640,346	3,629,946	3,619,546	3,609,146	3,598,746	3,588,346	3,577,946	3,567,546
38400	38400-House Reg. Installations	244,110	244,222	249,732	251,742	255,598	262,354	263,572	262,538	261,505	260,471	259,438	258,405	257,371	256,338	255,304	254,271
38500	38500-Ind. Meas. & Reg. Sta. Equip	2,555,383	2,560,848	2,578,169	2,642,288	2,771,041	2,784,359	2,756,908	2,748,797	2,740,685	2,732,573	2,724,462	2,716,350	2,708,238	2,700,127	2,692,015	2,683,903
38900	38900-Land & Land Rights	1,211,697	1,211,697	1,211,697	1,211,697	1,211,697	1,211,697	1,211,697	1,211,697	1,211,697	1,211,697	1,211,697	1,211,697	1,211,697	1,211,697	1,211,697	1,211,697
39000	39000-Structures & Improvements	7,457,357	7,439,057	7,420,758	7,402,458	7,483,291	7,465,114	7,447,585	7,429,081	7,410,578	7,392,074	7,373,571	7,355,067	7,336,564	7,318,060	7,299,557	7,281,053
39002	39002-Structures - Brick	61,660	61,309	60,959	60,608	60,258	59,907	59,557	59,206	58,856	58,505	58,154	57,804	57,453	57,103	56,752	56,402
39003	39003-Improvements	578,838	577,063	575,287	573,512	571,737	569,962	568,187	566,412	564,636	562,861	561,086	559,311	557,536	555,760	553,985	552,210
39004	39004-Air Conditioning Equipment	5,007	4,961	4,915	4,869	4,823	4,777	4,731	4,685	4,638	4,592	4,546	4,500	4,454	4,408	4,362	4,316
39009	39009-Improv. to Leased Premises	-	-	-	-	-	-	-	-	-	-	-	-	-	-	-	-
39100	39100-Office Furniture & Equipment	485,429	477,928	486,332	479,452	471,899	464,345	456,792	449,221	441,650	434,080	426,509	418,939	411,368	403,797	396,227	388,656
39103	Office Machines	-	-	-	-	-	-	-	-	-	-	-	-	-	-	-	-
39200	39200-Transportation Equipment	119,008	118,338	117,667	116,997	116,327	115,657	114,986	114,316	113,646	112,975	112,305	111,635	110,965	110,294	109,624	108,954
39202	39202-WKG Trailers	30,780	30,644	30,508	30,373	30,237	30,101	29,966	29,830	29,694	29,559	29,423	29,287	29,152	29,016	28,880	28,745
39400	39400-Tools, Shop, & Garage Equip.	3,464,258	3,589,475	3,556,869	3,526,011	3,493,398	3,460,784	3,597,810	3,565,581	3,598,181	3,564,181	3,530,181	3,496,180	3,462,180	3,428,180	3,394,180	3,360,180
39603	39603-Ditchers	-	-	-	-	-	-	-	-	-	-	-	-	-	-	-	-
39604	39604-Backhoes	-	-	-	-	-	-	-	-	-	-	-	-	-	-	-	-
39605	39605-Welders	-	-	-	-	-	-	-	-	-	-	-	-	-	-	-	-
39700	39700-Communication Equipment	109,038	106,673	104,309	101,945	99,581	97,217	94,853	101,052	98,640	96,228	93,816	91,404	88,992	86,580	84,168	81,756
39701	Communication Equip.	-	-	-	-	-	-	-	-	-	-	-	-	-	-	-	-
39702	Communication Equip.	-	-	-	-	-	-	-	-	-	-	-	-	-	-	-	-
39705	39705-Comm. Equip. - Telemetering	-	-	-	-	-	-	-	-	-	-	-	-	-	-	-	-
39800	39800-Miscellaneous Equipment	1,169,646	1,213,370	1,229,525	1,361,749	1,354,880	1,343,236	1,332,913	1,318,203	1,503,276	1,552,459	1,536,299	1,520,139	1,503,979	1,487,819	1,471,659	1,455,499
39901	Servers Hardware	3,147	2,892	2,637	2,382	2,126	1,871	1,616	1,361	1,106	851	596	340	85	(170)	(170)	(170)
39902	Servers Software	-	-	-	-	-	-	-	-	-	-	-	-	-	-	-	-
39903	39903-Oth Tang Prop - Network - H/W	-	-	-	-	-	-	-	-	-	-	-	-	-	-	-	-
39906	39906-Oth Tang Prop - PC Hardware	195,969	180,723	165,476	150,230	135,248	120,266	110,362	99,307	88,251	77,196	66,140	55,085	44,030	32,974	21,919	10,863
39907	39907-Oth Tang Prop - PC Software	-	-	-	-	-	-	-	-	-	-	-	-	-	-	-	-
39908	39908-Oth Tang Prop - Appl Software	-	-	-	-	-	-	-	-	-	-	-	-	-	-	-	-
RWIP	RWIP	1,884,164	1,941,973	2,083,187	1,972,224	1,923,281	1,779,119	1,655,581	1,655,581	1,655,581	1,655,581	1,655,581	1,655,581	1,655,581	1,655,581	1,655,581	1,655,581
009 - Kentucky Division Total		**700,366,171**	**700,384,639**	**701,637,971**	**701,061,379**	**703,654,484**	**703,007,036**	**703,101,936**	**703,002,254**	**704,583,299**	**717,601,301**	**717,198,674**	**716,854,622**	**716,419,966**	**715,935,217**	**715,472,709**	**715,052,289**
		700,366,171	**700,384,639**	**701,637,971**	**701,061,379**	**703,654,484**	**703,007,036**	**703,101,936**	**703,002,254**	**704,583,299**	**717,601,301**	**717,198,674**	**716,854,622**	**716,419,966**	**715,935,217**	**715,472,709**	**715,052,289**
		-	-	-	-	-	-	-	-	-	-	-	-	-	-	-	-
	002 - Dallas Atmos Rate Division	5,786,528	5,754,481	5,688,513	5,711,487	5,647,788	5,647,391	5,808,896	5,906,218	5,987,525	6,066,303	6,086,710	6,133,547	6,158,189	6,235,837	6,309,946	6,536,703
	012 - Call Center Division	3,768,722	3,731,868	3,695,762	3,655,190	3,614,471	3,582,624	3,596,054	3,554,382	3,512,646	3,474,667	3,432,701	3,395,765	3,358,200	3,323,797	3,290,988	3,333,056
	091 - Brentwood Division	791,050	789,831	788,612	787,468	786,325	785,181	784,059	783,409	782,759	782,110	781,460	780,810	780,161	779,511	778,861	778,211

Division	utility_account	Actual Dec-23	Actual Jan-24	Actual Feb-24	Actual Mar-24	Actual Apr-24	Actual May-24	Actual Jun-24	Projected Jul-24	Projected Aug-24	Projected Sep-24	Projected Oct-24	Projected Nov-24	Projected Dec-24	Projected Jan-25	Projected Feb-25	Projected Mar-25
	009 - Kentucky Division	700,366,171	700,384,639	701,637,971	701,061,379	703,654,484	703,007,036	703,101,936	703,002,254	704,583,299	717,601,301	717,198,674	716,854,622	716,419,966	715,935,217	715,472,709	715,052,289
	TOTAL	**710,712,471**	**710,660,819**	**711,810,858**	**711,215,525**	**713,703,068**	**713,022,232**	**713,290,945**	**713,246,263**	**714,866,230**	**727,924,380**	**727,499,545**	**727,164,745**	**726,716,515**	**726,274,363**	**725,852,504**	**725,700,259**

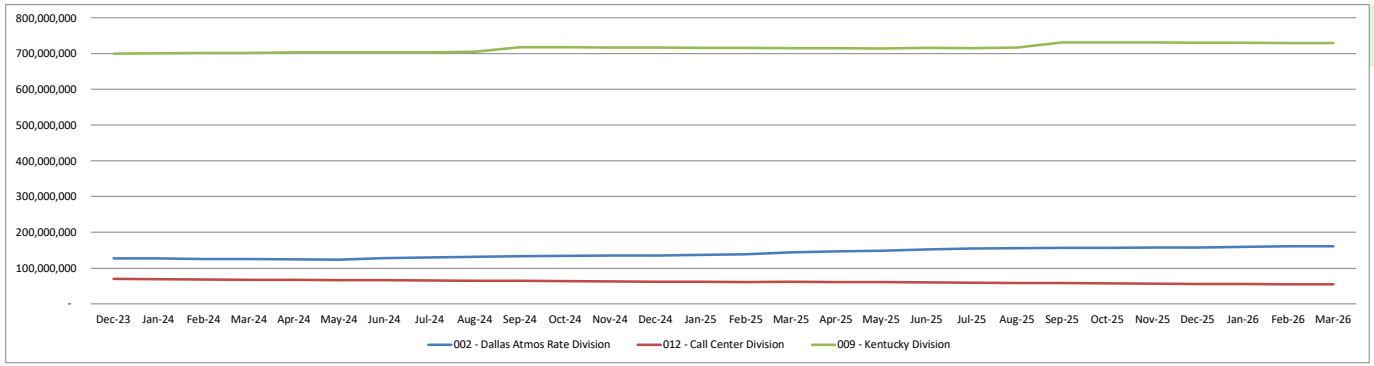

Div	Allocation %
2	4.56%
12	5.39%
91	49.97%

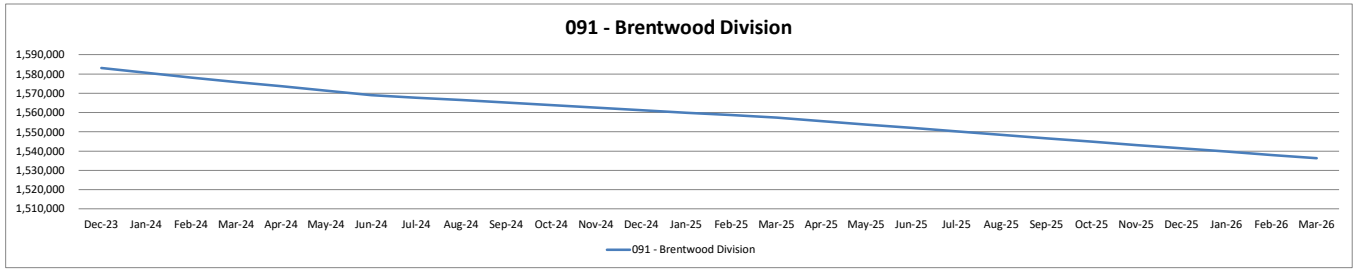

		Forecast Test Period											
Division	utility_account	Projected Apr-25	Projected May-25	Projected Jun-25	Projected Jul-25	Projected Aug-25	Projected Sep-25	Projected Oct-25	Projected Nov-25	Projected Dec-25	Projected Jan-26	Projected Feb-26	Projected Mar-26
002 - Dallas Atmos Rate Division													
39000	39000-Structures & Improvements	4,342,764	4,309,304	4,265,762	4,231,883	4,202,640	4,174,003	4,149,962	4,122,652	4,097,910	4,066,691	4,035,766	4,005,194
39005	39005-G-Structures & Improvements	8,977,181	8,947,659	8,918,137	8,888,615	8,859,093	8,829,572	8,800,050	8,770,528	8,741,006	8,711,484	8,681,963	8,652,441
39009	39009-Improv. to Leased Premises	2,231,965	2,436,022	2,754,659	2,962,437	3,116,874	3,264,049	3,358,446	3,489,891	3,591,722	3,767,179	3,938,888	4,106,181
39020	Struct & Improv AEAM	22,454	22,405	22,357	22,308	22,259	22,210	22,161	22,112	22,063	22,015	21,966	21,917
39029	Improv-Leased AEAM	37,387	37,185	36,983	36,781	36,579	36,376	36,174	35,972	35,770	35,568	35,366	35,164
39100	39100-Office Furniture & Equipment	3,712,116	3,789,742	3,920,592	3,999,485	4,053,317	4,103,608	4,129,145	4,171,842	4,200,595	4,263,552	4,324,589	4,383,396
39102	39102-Remittance Processing Equipment	(1)	(1)	(1)	(1)	(1)	(1)	(1)	(1)	(1)	(1)	(1)	(1)
39103	39103-Office Furn. - Copiers & Type	(0)	(0)	(0)	(0)	(0)	(0)	(0)	(0)	(0)	(0)	(0)	(0)
39104	39104-G-Office Furniture & Equip.	17,582	17,205	16,829	16,452	16,076	15,699	15,323	14,946	14,570	14,193	13,817	13,440
39120	Off Furn & Equip-AEAM	116,893	115,261	113,629	111,997	110,366	108,734	107,102	105,470	103,838	102,206	100,575	98,943
39200	39200-Transportation Equipment	96,258	94,526	92,794	91,062	89,330	87,598	85,866	84,134	82,402	80,670	78,938	77,206
39300	39300-Stores Equipment	-	-	-	-	-	-	-	-	-	-	-	-
39400	39400-Tools, Shop, & Garage Equip.	4,403	4,090	3,778	3,465	3,153	2,841	2,528	2,216	1,904	1,591	1,279	966
39420	Tools And Garage-AEAM	(388)	(388)	(388)	(388)	(388)	(388)	(388)	(388)	(388)	(388)	(388)	(388)
39500	39500-Laboratory Equipment	-	-	-	-	-	-	-	-	-	-	-	-
39700	39700-Communication Equipment	510,435	514,062	520,882	524,586	526,788	528,777	529,282	530,816	531,514	534,263	536,897	539,398
39720	Commun Equip AEAM	64,929	64,520	64,111	63,702	63,293	62,884	62,475	62,066	61,657	61,247	60,838	60,429
39800	39800-Miscellaneous Equipment	59,727	59,098	58,468	57,839	57,209	56,579	55,950	55,320	54,691	54,061	53,431	52,802
39820	Misc Equip - AEAM	7,531	7,470	7,408	7,346	7,285	7,223	7,161	7,099	7,038	6,976	6,914	6,853
39900	39900-Other Tangible Equipm	0	0	0	0	0	0	0	0	0	0	0	0
39901	39901-Oth Tang Prop - Servers - H/W	31,045,853	30,643,094	30,240,535	29,837,775	29,434,917	29,032,044	28,629,075	28,226,170	27,823,210	27,420,379	27,017,538	26,614,687
39902	39902-Oth Tang Prop - Servers - S/W	20,660,914	22,472,463	25,214,691	27,032,512	28,402,358	29,704,551	30,565,703	31,725,218	32,634,422	34,141,893	35,609,600	37,032,166
39903	39903-Oth Tang Prop - Network - H/W	3,169,347	3,151,051	3,144,616	3,126,336	3,102,307	3,077,393	3,046,824	3,020,052	2,990,063	2,967,698	2,944,802	2,921,305
39904	39904-Oth Tang Prop - CPU	-	-	-	-	-	-	-	-	-	-	-	-
39905	39905-Oth Tang Prop - MF Hardware	-	-	-	-	-	-	-	-	-	-	-	-
39906	39906-Oth Tang Prop - PC Hardware	3,076,420	2,999,899	2,922,848	2,846,348	2,770,117	2,693,934	2,618,014	2,541,927	2,465,992	2,389,717	2,313,474	2,237,267
39907	39907-Oth Tang Prop - PC Software	17,081	16,277	15,473	14,670	13,866	13,062	12,258	11,454	10,650	9,847	9,043	8,239
39908	39908-Oth Tang Prop - Appl Software	39,680,375	39,767,084	40,168,252	40,261,636	40,206,454	40,130,064	39,907,002	39,785,239	39,580,759	39,578,375	39,564,329	39,536,794
39909	39909-Oth Tang Prop - Mainframe S/W	-	-	-	-	-	-	-	-	-	-	-	-
39921	Servers-Hardware-AEAM	9,772,914	10,471,055	11,538,945	12,235,184	12,750,749	13,237,845	13,547,455	13,975,133	14,301,570	14,865,740	15,412,401	15,939,427
39922	Servers-Software-AEAM	2,356,367	2,310,702	2,265,037	2,219,373	2,173,708	2,128,043	2,082,378	2,036,713	1,991,048	1,945,383	1,899,719	1,854,054
39923	Network Hardware-AEAM	831,879	872,400	935,421	975,971	1,005,615	1,033,579	1,050,817	1,075,256	1,093,592	1,126,394	1,158,187	1,188,840
39924	39924-Oth Tang Prop - Gen.	-	-	-	-	-	-	-	-	-	-	-	-
39926	Pc Hardware-AEAM	103,148	100,715	98,281	95,847	93,414	90,980	88,546	86,113	83,679	81,245	78,812	76,378
39928	Application SW-AEAM	6,693,359	6,522,473	6,351,588	6,180,702	6,009,817	5,838,931	5,668,046	5,497,160	5,326,275	5,155,389	4,984,503	4,813,618
39931	ALGN-Servers-Hardware	40,697	37,561	34,425	31,288	28,152	25,016	21,880	18,744	15,608	12,471	9,335	6,199
39932	ALGN-Servers-Software	306,367	299,769	293,171	286,573	279,975	273,377	266,779	260,181	253,583	246,985	240,387	233,789
39938	ALGN-Application SW	8,353,064	8,231,079	8,109,093	7,987,108	7,865,122	7,743,136	7,621,151	7,499,165	7,377,180	7,255,194	7,133,209	7,011,223
RWIP	RWIP	-	-	-	-	-	-	-	-	-	-	-	-
ADJ	WTW Adjustment (1)	(278,382)	(262,916)	(247,451)	(231,985)	(216,519)	(201,054)	(185,588)	(170,122)	(154,657)	(139,191)	(123,725)	(108,260)
002 - Dallas Atmos Rate Division Total		**146,030,640**	**148,050,866**	**151,880,926**	**153,916,907**	**155,083,922**	**156,120,666**	**156,301,577**	**157,063,077**	**157,339,265**	**158,778,828**	**160,142,450**	**161,419,666**
		146,030,640	**148,050,866**	**151,880,926**	**153,916,907**	**155,083,922**	**156,120,666**	**156,301,577**	**157,063,077**	**157,339,265**	**158,778,828**	**160,142,450**	**161,419,666**
		-	**-**	**-**	**-**	**-**	**-**	**-**	**-**	**-**	**-**	**-**	**-**
012 - Call Center Division													
38900	38900-Land	2,874,240	2,874,240	2,874,240	2,874,240	2,874,240	2,874,240	2,874,240	2,874,240	2,874,240	2,874,240	2,874,240	2,874,240
38910	38910-CKV-Land & Land Rights	1,886,443	1,886,443	1,886,443	1,886,443	1,886,443	1,886,443	1,886,443	1,886,443	1,886,443	1,886,443	1,886,443	1,886,443
39000	39000-Structures & Improvements	8,982,060	8,959,338	8,936,335	8,912,787	8,887,715	8,863,424	8,837,715	8,813,409	8,788,940	8,765,360	8,742,237	8,719,126
39009	39009-Improv. to Leased Premises	689,538	677,833	666,129	654,424	642,719	631,014	619,309	607,605	595,900	584,195	572,490	560,785
39010	39010-CKV-Structures & Improvements	7,144,312	7,119,340	7,094,369	7,069,397	7,044,425	7,019,454	6,994,482	6,969,511	6,944,539	6,919,568	6,894,596	6,869,625
39100	39100-Office Furniture & Equipment	1,071,090	1,056,620	1,042,150	1,027,679	1,013,209	998,739	984,268	969,798	955,327	940,857	926,387	911,916
39101	Office Furniture And	-	-	-	-	-	-	-	-	-	-	-	-
39102	Remittance Processing	-	-	-	-	-	-	-	-	-	-	-	-
39103	39103-Office Furn. - Copiers & Type	-	-	-	-	-	-	-	-	-	-	-	-
39110	CKV-Office Furn & Eq	731,759	749,849	766,335	779,778	784,852	794,145	795,665	804,807	813,014	826,020	841,459	856,894
39210	CKV-Transportation Eq	(455)	(455)	(455)	(455)	(455)	(455)	(455)	(455)	(455)	(455)	(455)	(455)
39410	CKV-Tools Shop Garage	382,723	378,519	374,084	369,225	363,230	357,794	351,305	345,834	340,228	335,257	330,600	325,929
39510	CKV-Laboratory Equip	(125)	(125)	(125)	(125)	(125)	(125)	(125)	(125)	(125)	(125)	(125)	(125)
39700	39700-Communication Equipment	122,236	112,129	102,021	91,913	81,806	71,698	61,590	51,483	41,375	31,268	21,160	11,052
39710	39710-CKV-Communication Equipment	131,800	131,309	130,819	130,328	129,838	129,347	128,857	128,366	127,876	127,385	126,895	126,404
39800	39800-Miscellaneous Equipment	97,858	97,080	96,302	95,524	94,746	93,968	93,191	92,413	91,635	90,857	90,079	89,301
39810	CKV-Misc Equipment	462,075	472,282	481,475	488,750	490,769	495,432	495,212	499,773	503,742	510,717	519,213	527,700
39900	39900-Other Tangible Property	154,265	154,265	154,265	154,265	154,265	154,265	154,265	154,265	154,265	154,265	154,265	154,265
39901	39901-Oth Tang Prop - Servers - H/W	2,090,270	2,030,655	1,971,041	1,911,426	1,851,812	1,792,197	1,732,583	1,672,968	1,613,354	1,553,739	1,494,125	1,434,510
39902	39902-Oth Tang Prop - Servers - S/W	(11,665)	(11,665)	(11,665)	(11,665)	(11,665)	(11,665)	(11,665)	(11,665)	(11,665)	(11,665)	(11,665)	(11,665)
39903	39903-Oth Tang Prop - Network - H/W	361,657	355,460	349,262	343,065	336,868	330,671	324,474	318,276	312,079	305,882	299,685	293,487
39906	39906-Oth Tang Prop - PC Hardware	1,232,232	1,204,434	1,176,635	1,148,836	1,121,038	1,093,239	1,065,440	1,037,642	1,009,843	982,044	954,246	926,447
39907	39907-Oth Tang Prop - PC Software	57,199	57,199	57,199	57,199	57,199	57,199	57,199	57,199	57,199	57,199	57,199	57,199
39908	39908-Oth Tang Prop - Appl Software	32,724,565	32,335,728	31,930,796	31,495,413	30,976,510	30,499,622	29,945,176	29,466,680	28,978,791	28,538,683	28,122,743	27,706,675
39910	39910-CKV-Other Tangible Property	64,043	68,970	73,293	76,520	76,823	78,556	77,580	79,212	80,488	83,386	87,078	90,721
39916	39916-CKV-Oth Tang Prop-PC Hardware	27,589	25,656	23,724	21,792	19,860	17,927	15,995	14,063	12,131	10,198	8,266	6,334
39917	39917-CKV-Oth Tang Prop-PC Software	30,033	30,001	29,968	29,936	29,904	29,872	29,840	29,808	29,776	29,744	29,712	29,680
39918	CKV-Oth Tang Prop-App	9,966	9,966	9,966	9,966	9,966	9,966	9,966	9,966	9,966	9,966	9,966	9,966
39924	Oth Tang Prop - Gen.	-	-	-	-	-	-	-	-	-	-	-	-
RWIP	RWIP	-	-	-	-	-	-	-	-	-	-	-	-
012 - Call Center Division Total		**61,315,707**	**60,775,071**	**60,214,606**	**59,616,663**	**58,915,992**	**58,266,967**	**57,522,552**	**56,871,516**	**56,208,906**	**55,605,028**	**55,030,838**	**54,456,455**
091 - Brentwood Division													
30100	30100-Organization	185,309	185,309	185,309	185,309	185,309	185,309	185,309	185,309	185,309	185,309	185,309	185,309
30300	30300-Misc. Intangible Plant	1,109,552	1,109,552	1,109,552	1,109,552	1,109,552	1,109,552	1,109,552	1,109,552	1,109,552	1,109,552	1,109,552	1,109,552
39001	39001-Structures - Frame	62,490	61,833	61,175	60,518	59,860	59,203	58,545	57,887	57,230	56,572	55,915	55,257
39004	39004-Air Conditioning Equipment	219	167	115	63	11	(41)	(41)	(41)	(41)	(41)	(41)	(41)
39009	39009-Improv. to Leased Premises	-	-	-	-	-	-	-	-	-	-	-	-

Division	utility_account	Projected Apr-25	Projected May-25	Projected Jun-25	Projected Jul-25	Projected Aug-25	Projected Sep-25	Projected Oct-25	Projected Nov-25	Projected Dec-25	Projected Jan-26	Projected Feb-26	Projected Mar-26
39100	39100-Office Furniture & Equipment	19,123	18,979	18,834	18,690	18,546	18,402	18,257	18,113	17,969	17,824	17,680	17,536
39101	Office Furniture And	-	-	-	-	-	-	-	-	-	-	-	-
39103	Office Machines	-	-	-	-	-	-	-	-	-	-	-	-
39200	39200-Trans Equip- Group	6,247	6,216	6,185	6,154	6,123	6,092	6,061	6,029	5,998	5,967	5,936	5,905
39300	Stores Equipment	-	-	-	-	-	-	-	-	-	-	-	-
39400	39400-Tools, Shop, & Garage Equip.	59,164	58,604	58,045	57,485	56,926	56,367	55,807	55,248	54,688	54,129	53,570	53,010
39600	39600-Power Operated Equipment	6,895	6,812	6,730	6,648	6,566	6,484	6,402	6,319	6,237	6,155	6,073	5,991
39700	39700-Communication Equipment	22,067	22,067	22,067	22,067	22,067	22,067	22,067	22,067	22,067	22,067	22,067	22,067
39701	Communication Equip.	-	-	-	-	-	-	-	-	-	-	-	-
39702	Communication Equip.	-	-	-	-	-	-	-	-	-	-	-	-
39800	39800-Miscellaneous Equipment	126,994	126,994	126,994	126,994	126,994	126,994	126,994	126,994	126,994	126,994	126,994	126,994
39900	39900-Other Tangible Property	-	-	-	-	-	-	-	-	-	-	-	-
39901	39901-Oth Tang Prop - Servers - H/W	-	-	-	-	-	-	-	-	-	-	-	-
39902	39902-Oth Tang Prop - Servers - S/W	-	-	-	-	-	-	-	-	-	-	-	-
39903	39903-Oth Tang Prop - Network - H/W	10,029	9,770	9,511	9,252	8,993	8,735	8,476	8,217	7,958	7,699	7,440	7,181
39906	39906-Oth Tang Prop - PC Hardware	-	-	-	-	-	-	-	-	-	-	-	-
39907	39907-Oth Tang Prop - PC Software	-	-	-	-	-	-	-	-	-	-	-	-
39908	39908-Oth Tang Prop - Appl Software	-	-	-	-	-	-	-	-	-	-	-	-
RWIP	RWIP	(52,517)	(52,517)	(52,517)	(52,517)	(52,517)	(52,517)	(52,517)	(52,517)	(52,517)	(52,517)	(52,517)	(52,517)
091 - Brentwood Division Total		**1,555,572**	**1,553,786**	**1,552,001**	**1,550,215**	**1,548,430**	**1,546,644**	**1,544,911**	**1,543,177**	**1,541,444**	**1,539,711**	**1,537,977**	**1,536,244**

Division	utility_account	Projected Apr-25	Projected May-25	Projected Jun-25	Projected Jul-25	Projected Aug-25	Projected Sep-25	Projected Oct-25	Projected Nov-25	Projected Dec-25	Projected Jan-26	Projected Feb-26	Projected Mar-26
009 - Kentucky Division													
30100	30100-Organization	-	-	-	-	-	-	-	-	-	-	-	-
30200	30200-Franchises & Consents	-	-	-	-	-	-	-	-	-	-	-	-
32540	32540-Rights-of-Way	-	-	-	-	-	-	-	-	-	-	-	-
33202	33202-Tributary Lines	-	-	-	-	-	-	-	-	-	-	-	-
33400	33400-Field Meas. & Reg. Sta. Equip	-	-	-	-	-	-	-	-	-	-	-	-
35010	35010-Land	261,127	261,127	261,127	261,127	261,127	261,127	261,127	261,127	261,127	261,127	261,127	261,127
35020	35020-Rights of Ways	494	492	489	486	484	481	478	476	473	471	468	465
35100	35100-Structures & Improvements	10,176	10,151	10,127	10,102	10,078	10,053	10,029	10,004	9,980	9,955	9,931	9,906
35102	35102-Compressor Station Equipment	104,344	104,089	103,834	103,579	103,324	103,069	102,813	102,558	102,303	102,048	101,793	101,537
35103	35103-Meas. & Reg. Sta. Structures	2,381	2,359	2,338	2,317	2,296	2,275	2,253	2,232	2,211	2,190	2,168	2,147
35104	35104-Other Structures	32,230	32,071	31,913	31,755	31,597	31,439	31,281	31,123	30,965	30,807	30,649	30,491
35200	35200-Wells	8,558,393	8,541,008	9,331,923	9,313,249	10,899,421	10,878,189	10,856,956	10,835,724	10,814,492	10,793,259	10,772,027	10,750,795
35201	35201-Well Construction	208,804	206,537	204,271	202,004	199,737	197,471	195,204	192,937	190,671	188,404	186,137	183,871
35202	35202-Well Equipment	196,836	196,068	195,301	194,533	193,766	192,999	192,231	191,464	190,696	189,929	189,161	188,394
35203	35203-Cushion Gas	1,001,721	999,743	997,766	995,789	993,812	991,834	989,857	987,880	985,902	983,925	981,948	979,970
35210	35210-Leaseholds	11,618	11,535	11,452	11,368	11,285	11,202	11,118	11,035	10,952	10,868	10,785	10,702
35211	35211-Storage Rights	10,155	10,109	10,062	10,016	9,970	9,923	9,877	9,830	9,784	9,737	9,691	9,645
35301	35301-Field Lines	70,705	70,521	70,337	70,153	69,969	69,784	69,600	69,416	69,232	69,048	68,864	68,680
35302	35302-Tributary Lines	56,671	56,451	56,231	56,012	55,792	55,572	55,352	55,133	54,913	54,693	54,473	54,253
35400	35400-Compressor Station Equipment	17,512,453	17,486,709	17,460,965	17,435,221	17,409,477	17,383,733	17,357,989	17,332,246	17,306,502	17,280,758	17,255,014	17,229,270
35500	35500-Meas. & Reg. Equipment	108,152	107,727	107,301	106,876	106,450	106,025	105,599	105,173	104,748	104,322	103,897	103,471
35600	35600-Purification Equipment	1,018,698	1,015,933	1,013,167	1,010,402	1,007,636	1,004,870	1,002,105	999,339	996,573	993,808	991,042	988,277
36510	36510-Land & Land Rights	26,970	26,970	26,970	26,970	26,970	26,970	26,970	26,970	26,970	26,970	26,970	26,970
36520	36520-Rights-Of-Way	283,432	282,817	282,202	281,588	280,973	280,358	279,744	279,129	278,514	277,900	277,285	276,670
36602	36602-Structures & Improvements	370,585	370,210	369,836	369,461	369,086	368,712	368,337	367,962	367,588	367,213	366,839	366,464
36603	36603-Other Structures	(2,068)	(2,068)	(2,068)	(2,068)	(2,068)	(2,068)	(2,068)	(2,068)	(2,068)	(2,068)	(2,068)	(2,068)
36700	36700-Mains - Cathodic Protection	14,685	14,562	14,439	14,316	14,193	14,069	13,946	13,823	13,700	13,577	13,453	13,330
36701	36701-Mains - Steel	9,942,814	9,910,813	9,878,812	9,846,811	9,814,810	9,782,809	9,750,808	9,718,807	9,686,806	9,654,805	9,622,804	9,590,803
36703	36703-Mains - Anodes	(46)	(46)	(46)	(46)	(46)	(46)	(46)	(46)	(46)	(46)	(46)	(46)
36900	36900-Meas. & Reg. Sta. Equipment	1,393,942	1,390,959	1,387,977	1,384,994	1,382,011	1,379,029	1,376,046	1,373,063	1,370,080	1,367,098	1,364,115	1,361,132
36901	36901-Meas. & Reg. Sta. Equipment	262,679	259,294	255,909	252,523	249,138	245,753	242,367	238,982	235,597	232,211	228,826	225,441
37400	37400-Land & Land Rights	613,356	613,356	613,356	613,356	613,356	613,356	613,356	613,356	613,356	613,356	613,356	613,356
37401	37401-Land	428,640	428,640	428,640	428,640	428,640	428,640	428,640	428,640	428,640	428,640	428,640	428,640
37402	37402-Land Rights	3,536,069	3,531,530	3,526,992	3,522,453	3,517,915	3,513,376	3,508,837	3,504,299	3,499,760	3,495,221	3,490,683	3,486,144
37403	37403-Land Other	2,784	2,784	2,784	2,784	2,784	2,784	2,784	2,784	2,784	2,784	2,784	2,784
37500	37500-Structures & Improvements	201,810	201,406	201,003	200,600	200,196	199,793	199,389	198,986	198,583	198,179	197,776	197,372
37501	37501-Structures & Improvements T.B	18,647	18,527	18,407	18,287	18,167	18,048	17,928	17,808	17,688	17,569	17,449	17,329
37502	37502-Land Rights	5,831	5,775	5,720	5,664	5,609	5,553	5,498	5,442	5,387	5,331	5,276	5,220
37503	37503-Improvements	1,825	1,820	1,815	1,810	1,806	1,801	1,796	1,791	1,786	1,782	1,777	1,772
37600	37600-Mains - Cathodic Protection	1,692,320	1,679,046	1,665,771	1,652,497	1,639,223	1,625,949	1,612,674	1,599,400	1,586,126	1,572,851	1,559,577	1,546,303
37601	37601-Mains - Steel	197,888,759	197,596,558	197,499,841	197,207,415	197,017,422	202,246,424	201,947,509	201,648,594	201,349,678	201,050,763	200,751,848	200,452,932
37602	37602-Mains - Plastic	192,965,733	192,832,024	192,701,752	192,568,530	192,441,949	194,701,364	194,561,730	194,421,910	194,281,905	194,246,455	194,105,945	193,965,250
37603	37603 - Mains - Anodes	1,685,238	1,698,305	1,711,976	1,725,008	1,739,316	1,752,706	1,763,784	1,774,770	1,785,664	1,796,466	1,807,177	1,817,795
37604	37604-Mains - Leak Clamps	1,316,252	1,287,961	1,259,670	1,231,379	1,203,088	1,174,796	1,146,505	1,118,214	1,089,923	1,061,632	1,033,341	1,005,049
37800	37800-Meas. & Reg. Sta. Eq-General	20,247,395	20,199,898	20,152,402	20,104,905	20,057,408	20,562,782	20,514,764	20,466,746	20,418,728	20,370,710	20,322,693	20,274,675
37900	37900-Meas. & Reg. - City Gate	6,147,689	6,134,093	7,073,572	7,058,249	7,042,927	9,699,983	9,679,819	9,659,655	9,698,446	9,678,175	9,657,905	9,637,634
37905	37905-Meas. & Reg. Sta. Equip T.B.	665,471	662,364	659,257	656,150	653,042	649,935	646,828	643,721	640,613	637,506	634,399	631,292
38000	38000-Services	153,718,337	153,982,106	154,256,662	154,517,764	154,817,512	155,095,988	155,370,362	155,643,899	155,916,599	156,188,464	156,459,492	156,729,684
38100	38100-Meters	29,870,082	29,986,328	30,108,578	30,223,566	30,355,021	33,255,934	33,348,547	33,440,167	33,530,795	33,620,430	33,709,073	33,796,723
38200	38200-Meter Installations	39,566,298	39,459,855	39,353,853	39,246,533	39,143,909	39,038,963	38,936,003	38,832,943	38,729,781	38,626,519	38,523,156	38,419,691
38300	38300-House Regulators	3,557,146	3,546,747	3,536,347	3,525,947	3,515,547	3,505,147	3,494,747	3,484,347	3,473,947	3,463,547	3,453,147	3,442,747
38400	38400-House Reg. Installations	253,237	252,204	251,170	250,137	249,103	248,070	247,037	246,003	244,970	243,936	242,903	241,869
38500	38500-Ind. Meas. & Reg. Sta. Equip	2,675,792	2,667,680	2,659,568	2,651,457	2,643,345	2,635,233	2,627,122	2,619,010	2,610,898	2,602,787	2,594,675	2,586,563
38900	38900-Land & Land Rights	1,211,697	1,211,697	1,211,697	1,211,697	1,211,697	1,211,697	1,211,697	1,211,697	1,211,697	1,211,697	1,211,697	1,211,697
39000	39000-Structures & Improvements	7,262,550	7,244,046	7,225,543	7,207,039	7,188,536	7,391,394	7,372,442	7,353,489	7,334,536	7,315,584	7,296,631	7,277,678
39002	39002-Structures - Brick	56,051	55,701	55,350	54,999	54,649	54,298	53,948	53,597	53,247	52,896	52,546	52,195
39003	39003-Improvements	550,435	548,660	546,884	545,109	543,334	541,559	539,784	538,009	536,233	534,458	532,683	530,908
39004	39004-Air Conditioning Equipment	4,270	4,224	4,178	4,131	4,085	4,039	3,993	3,947	3,901	3,855	3,809	3,763
39009	39009-Improv. to Leased Premises	-	-	-	-	-	-	-	-	-	-	-	-
39100	39100-Office Furniture & Equipment	381,086	373,515	365,945	358,374	350,803	343,233	335,662	328,092	320,521	312,951	305,380	297,809
39103	Office Machines	-	-	-	-	-	-	-	-	-	-	-	-
39200	39200-Transportation Equipment	108,283	107,613	106,943	106,273	105,602	104,932	104,262	103,592	102,921	102,251	101,581	100,910
39202	39202-WKG Trailers	28,609	28,473	28,337	28,202	28,066	27,930	27,795	27,659	27,523	27,388	27,252	27,116
39400	39400-Tools, Shop, & Garage Equip.	3,326,179	3,292,179	3,258,179	3,224,179	3,190,179	4,365,317	4,325,365	4,285,413	4,245,461	4,205,509	4,165,557	4,125,605
39603	39603-Ditchers	-	-	-	-	-	-	-	-	-	-	-	-
39604	39604-Backhoes	-	-	-	-	-	-	-	-	-	-	-	-
39605	39605-Welders	-	-	-	-	-	-	-	-	-	-	-	-
39700	39700-Communication Equipment	79,344	76,933	74,521	72,109	69,697	67,285	64,873	62,461	60,049	57,637	55,225	52,813
39701	Communication Equip.	-	-	-	-	-	-	-	-	-	-	-	-
39702	Communication Equip.	-	-	-	-	-	-	-	-	-	-	-	-
39705	39705-Comm. Equip. - Telemetering	-	-	-	-	-	-	-	-	-	-	-	-
39800	39800-Miscellaneous Equipment	1,439,339	1,423,179	1,407,019	1,390,859	1,374,699	1,500,956	1,484,016	1,467,076	1,450,136	1,433,196	1,416,256	1,399,316
39901	Servers Hardware	(170)	(170)	(170)	(170)	(170)	(170)	(170)	(170)	(170)	(170)	(170)	(170)
39902	Servers Software	-	-	-	-	-	-	-	-	-	-	-	-
39903	39903-Oth Tang Prop - Network - H/W	-	-	-	-	-	-	-	-	-	-	-	-
39906	39906-Oth Tang Prop - PC Hardware	(192)	(192)	(192)	(192)	(192)	(192)	(192)	(192)	(192)	(192)	(192)	(192)
39907	39907-Oth Tang Prop - PC Software	-	-	-	-	-	-	-	-	-	-	-	-
39908	39908-Oth Tang Prop - Appl Software	-	-	-	-	-	-	-	-	-	-	-	-
RWIP	RWIP	1,655,581	1,655,581	1,655,581	1,655,581	1,655,581	1,655,581	1,655,581	1,655,581	1,655,581	1,655,581	1,655,581	1,655,581
009 - Kentucky Division Total		**714,619,726**	**714,176,589**	**715,711,587**	**715,260,859**	**716,585,139**	**731,650,117**	**731,164,689**	**730,677,055**	**730,246,168**	**729,858,752**	**729,364,256**	**728,867,552**
		714,619,726	**714,176,589**	**715,711,587**	**715,260,859**	**716,585,139**	**731,650,117**	**731,164,689**	**730,677,055**	**730,246,168**	**729,858,752**	**729,364,256**	**728,867,552**
		-	-	-	-	-	-	-	-	-	-	-	-
	002 - Dallas Atmos Rate Division	6,663,286	6,755,468	6,930,231	7,023,132	7,076,382	7,123,688	7,131,942	7,166,689	7,179,292	7,244,978	7,307,199	7,365,478
	012 - Call Center Division	3,306,028	3,276,878	3,246,658	3,214,418	3,176,640	3,141,645	3,101,508	3,066,405	3,030,679	2,998,119	2,967,159	2,936,190
	091 - Brentwood Division	777,319	776,427	775,535	774,643	773,750	772,858	771,992	771,126	770,260	769,393	768,527	767,661

Division	utility_account	Projected Apr-25	Projected May-25	Projected Jun-25	Projected Jul-25	Projected Aug-25	Projected Sep-25	Projected Oct-25	Projected Nov-25	Projected Dec-25	Projected Jan-26	Projected Feb-26	Projected Mar-26
	009 - Kentucky Division	714,619,726	714,176,589	715,711,587	715,260,859	716,585,139	731,650,117	731,164,689	730,677,055	730,246,168	729,858,752	729,364,256	728,867,552
	TOTAL	**725,366,359**	**724,985,361**	**726,664,011**	**726,273,052**	**727,611,911**	**742,688,308**	**742,170,132**	**741,681,275**	**741,226,397**	**740,871,242**	**740,407,141**	**739,936,880**

4.56%
5.39%
49.97%

		Base Period															Forecast Test Period							
		Actual	Actual	Actual	Actual	Actual	Actual	Budget	Budget	Budget	Budget	Budget	Budget	Budget	Budget	Budget	Budget	Budget	Budget	Budget	Budget	Budget	Projected	Projected
Div		**Jan-24**	**Feb-24**	**Mar-24**	**Apr-24**	**May-24**	**Jun-24**	**Jul-24**	**Aug-24**	**Sep-24**	**Oct-24**	**Nov-24**	**Dec-24**	**Jan-25**	**Feb-25**	**Mar-25**	**Apr-25**	**May-25**	**Jun-25**	**Jul-25**	**Aug-25**	**Sep-25**	**Oct-25**	**Nov-25**
002	SSU	730,851	65,646	1,936,690	5,663	1,427,917	5,083,326	3,959,738	3,639,767	3,615,108	2,355,943	2,960,395	2,495,196	3,688,303	3,641,717	3,584,203	4,764,356	4,043,019	5,900,414	4,139,706	3,297,319	3,192,784	2,355,943	2,960,395
012	SSU	71,281	-	2,752	-	165,230	1,034,565	102,555	102,003	156,527	83,101	177,529	166,941	227,013	258,226	259,567	319,397	281,701	263,427	227,292	125,304	178,001	83,101	177,529
091	Division Office	-	-	-	-	-	-	-	-	(0)	-	-	-	-	-	-	-	-	-	-	-	-	-	-
~~009~~	~~KY~~	~~1,599,796~~	~~2,806,940~~	~~990,278~~	~~4,158,842~~	~~987,005~~	~~1,645,075~~	~~5,978,828~~	~~5,853,574~~	~~5,843,901~~	~~4,946,495~~	~~3,586,465~~	~~4,996,835~~	~~5,382,158~~	~~5,511,810~~	~~5,895,938~~	~~5,624,592~~	~~5,400,474~~	~~5,228,569~~	~~5,238,373~~	~~5,319,508~~	~~5,205,108~~	~~5,029,463~~	~~4,739,496~~

***NOTE*: Oct – Dec 2022 exlcudes PRP capital spending in the amount of $8,097,158**

Projected Dec-25	Projected Jan-26	Projected Feb-26	Projected Mar-26	grow rate
2,495,196	3,688,303	3,641,717	3,584,203	1.00
166,941	227,013	258,226	259,567	1.00
-	-	-	-	1.00
~~4,670,457~~	~~2,449,834~~	~~2,446,744~~	~~2,643,708~~	~~1.00~~

Atmos Energy Kentucky

Pipe Replacement Investment FY23-YTD FY24

Gross Plant

	Oct-22	Nov-22	Dec-22	Jan-23	Feb-23	Mar-23	Apr-23	May-23	Jun-23	Jul-23	Aug-23	Sep-23	Oct-23	Nov-23	Dec-23	Jan-24	Feb-24	Mar-24	Apr-24	May-24
Additions:																				
37602-Mains - Plastic	3,633,671	1,864,770	1,039,881	1,883,391	1,893,752	1,699,021	1,714,337	1,468,601	1,912,091	2,304,344	1,773,112	1,063,595	$1,432,659	$1,342,761	$1,486,617	$681,767	$1,391,304	$1,213,033	$1,296,708	$1,157,005
38000-Services	375,588	421,887	792,592	476,594	727,205	752,831	558,111	839,906	937,615	374,277	1,347,753	848,622	$244,639	$612,292	$842,927	$792,065	$1,260,988	$1,166,490	$577,500	$722,820
Total	**$4,009,259**	**$2,286,657**	**$1,832,473**	**$2,359,985**	**$2,620,957**	**$2,451,852**	**$2,272,448**	**$2,308,507**	**$2,849,706**	**$2,678,621**	**$3,120,865**	**$1,912,217**	**$1,677,298**	**$1,955,053**	**$2,329,544**	**$1,473,832**	**$2,652,292**	**$2,379,523**	**$1,874,208**	**$1,879,825**

Retirements: *	Oct-22	Nov-22	Dec-22	Jan-23	Feb-23	Mar-23	Apr-23	May-23	Jun-23	Jul-23	Aug-23	Sep-23	Oct-23	Nov-23	Dec-23	Jan-24	Feb-24	Mar-24	Apr-24	May-24
37601-Mains - Steel		(34,955)	-	(136,443)	(3,060)	(66,243)	-	(49,367)	(10,629)	(55,655)	(20,043)	(21,377)	(2,055,327)	(126,045)	(19,891)	(8,447)	-	(26,398)	(326,288)	(33,960)
37602-Mains - Plastic		(28,781)	-	(262)	(38,171)	(17,444)	-	-	(10,720)	(9,396)	(1,540)	(428,143)	(114,976)	(9,272)	-	(134)	-	(7,342)	(7,339)	(8,911)
37800-Meas. And Reg. Sta. E		-	-	(749)	-	-	-	-	-	-	-	-	(1,848)	-	-	-	-	-	-	-
38000-Services		(284,410)	(70,513)	(465,694)	(239,887)	(355,330)	(352,535)	(142,121)	(259,119)	(82,521)	(352,471)	(1,020,332)	(141,150)	(431,784)	(186,890)	(509,134)	(32,819)	(959,963)	(330,483)	-
Total	**-**	**(348,145)**	**(70,513)**	**(603,149)**	**(281,118)**	**(439,017)**	**(352,535)**	**(191,488)**	**(280,468)**	**(147,572)**	**(374,054)**	**(1,469,852)**	**(2,313,301)**	**(567,101)**	**(206,781)**	**(517,716)**	**(32,819)**	**(993,703)**	**(664,110)**	**(42,871)**

Gross Plant	Oct-22	Nov-22	Dec-22	Jan-23	Feb-23	Mar-23	Apr-23	May-23	Jun-23	Jul-23	Aug-23	Sep-23	Oct-23	Nov-23	Dec-23	Jan-24	Feb-24	Mar-24	Apr-24	May-24
37601-Mains - Steel	-	(34,955)	-	(136,443)	(3,060)	(66,243)	-	(49,367)	(10,629)	(55,655)	(20,043)	(21,377)	(2,055,327)	(126,045)	(19,891)	(8,447)	-	(26,398)	(326,288)	(33,960)
37602-Mains - Plastic	3,633,671	1,835,989	1,039,881	1,883,128	1,855,581	1,681,578	1,714,337	1,468,601	1,901,371	2,294,948	1,771,573	635,452	1,317,683	1,333,489	1,486,617	681,633	1,391,304	1,205,691	1,289,368	1,148,094
37800-Meas. And Reg. Sta. E	-	-	-	(749)	-	-	-	-	-	-	-	-	(1,848)	-	-	-	-	-	-	-
38000-Services	375,588	137,477	722,079	10,900	487,318	397,501	205,576	697,785	678,496	291,756	995,281	(171,710)	103,489	180,508	656,037	282,930	1,228,169	206,527	247,018	722,820
Total Gross Plant	**4,009,259**	**1,938,512**	**1,761,960**	**1,756,835**	**2,339,839**	**2,012,835**	**1,919,913**	**2,117,019**	**2,569,238**	**2,531,049**	**2,746,811**	**442,365**	**(636,003)**	**1,387,952**	**2,122,763**	**956,116**	**2,619,472**	**1,385,819**	**1,210,098**	**1,836,954**

Cumulative Gross Plant	Oct-22	Nov-22	Dec-22	Jan-23	Feb-23	Mar-23	Apr-23	May-23	Jun-23	Jul-23	Aug-23	Sep-23	Oct-23	Nov-23	Dec-23	Jan-24	Feb-24	Mar-24	Apr-24	May-24
37601-Mains - Steel	**-**	**(34,955)**	**(34,955)**	**(171,398)**	**(174,458)**	**(240,701)**	**(240,701)**	**(290,068)**	**(300,698)**	**(356,352)**	**(376,395)**	**(397,772)**	**(2,453,099)**	**(2,579,144)**	**(2,599,035)**	**(2,607,482)**	**(2,607,482)**	**(2,633,881)**	**(2,960,169)**	**(2,994,129)**
37602-Mains - Plastic	**3,633,671**	**5,469,660**	**6,509,541**	**8,392,669**	**10,248,251**	**11,929,828**	**13,644,166**	**15,112,766**	**17,014,138**	**19,309,086**	**21,080,658**	**21,716,111**	**23,033,794**	**24,367,282**	**25,853,900**	**26,535,532**	**27,926,836**	**29,132,527**	**30,421,896**	**31,569,990**
37800-Meas. And Reg. Sta. E	**-**	**-**	**-**	**(749)**	**(749)**	**(749)**	**(749)**	**(749)**	**(749)**	**(749)**	**(749)**	**(749)**	**(2,598)**	**(2,598)**	**(2,598)**	**(2,598)**	**(2,598)**	**(2,598)**	**(2,598)**	**(2,598)**
38000-Services	**375,588**	**513,065**	**1,235,144**	**1,246,044**	**1,733,361**	**2,130,862**	**2,336,438**	**3,034,223**	**3,712,719**	**4,004,475**	**4,999,756**	**4,828,046**	**4,931,535**	**5,112,044**	**5,768,081**	**6,051,011**	**7,279,180**	**7,485,707**	**7,732,724**	**8,455,545**
Cumulative Gross Plant	**4,009,259**	**5,947,770**	**7,709,730**	**9,466,566**	**11,806,404**	**13,819,239**	**15,739,152**	**17,856,172**	**20,425,410**	**22,956,459**	**25,703,270**	**26,145,635**	**25,509,632**	**26,897,584**	**29,020,348**	**29,976,464**	**32,595,936**	**33,981,756**	**35,191,854**	**37,028,808**

Reserve

Cost of Removal:	Oct-22	Nov-22	Dec-22	Jan-23	Feb-23	Mar-23	Apr-23	May-23	Jun-23	Jul-23	Aug-23	Sep-23	Oct-23	Nov-23	Dec-23	Jan-24	Feb-24	Mar-24	Apr-24	May-24
37602-Mains - Plastic	$ (88,796)	$ (88,337)	$ (46,929)	$ (62,497)	$ (83,433)	$ (75,233)	$ (62,185)	$ (66,077)	$ (80,212)	$ (104,887)	$ (85,355)	$ (50,874)	$ (60,358)	$ (65,588)	$ (59,950)	$ (29,658)	$ (63,626)	$ (58,311)	$ (56,823)	$ (56,993)
38000-Services	$ (11,932)	$ (10,918)	$ (21,739)	$ (17,580)	$ (20,811)	$ (22,481)	$ (19,563)	$ (26,313)	$ (28,620)	$ (19,483)	$ (40,910)	$ (36,505)	$ (8,155)	$ (22,146)	$ (24,231)	$ (24,545)	$ (37,826)	$ (32,476)	$ (14,318)	$ (21,671)
Total	**($100,729)**	**($99,255)**	**($68,667)**	**($80,077)**	**($104,244)**	**($97,714)**	**($81,749)**	**($92,390)**	**($108,832)**	**($124,370)**	**($126,265)**	**($87,379)**	**($68,513)**	**($87,733)**	**($84,181)**	**($54,203)**	**($101,452)**	**($90,787)**	**($71,141)**	**($78,663)**

Depreciation:	**Depr Rate**	Oct-22	Nov-22	Dec-22	Jan-23	Feb-23	Mar-23	Apr-23	May-23	Jun-23	Jul-23	Aug-23	Sep-23	Oct-23	Nov-23	Dec-23	Jan-24	Feb-24	Mar-24	Apr-24	May-24
37601-Mains - Steel	**1.54%**	-	(45)	(45)	(220)	(224)	(309)	(309)	(372)	(386)	(457)	(483)	(510)	(3,148)	(3,310)	(3,335)	(3,346)	(3,346)	(3,380)	(3,799)	(3,842)
37602-Mains - Plastic	**1.54%**	4,663	7,019	8,354	10,771	13,152	15,310	17,510	19,395	21,835	24,780	27,054	27,869	29,560	31,271	33,179	34,054	35,839	37,387	39,041	40,515
37800-Meas. And Reg. Sta. E	**2.24%**	-	-	-	(1)	(1)	(1)	(1)	(1)	(1)	(1)	(1)	(1)	(5)	(5)	(5)	(5)	(5)	(5)	(5)	(5)
38000-Services	**2.48%**	776	1,060	2,553	2,575	3,582	4,404	4,829	6,271	7,673	8,276	10,333	9,978	10,192	10,565	11,921	12,505	15,044	15,470	15,981	17,475
Total Depreciation		**5,439**	**8,035**	**10,862**	**13,124**	**16,509**	**19,403**	**22,028**	**25,292**	**29,120**	**32,597**	**36,902**	**37,335**	**36,599**	**38,521**	**41,760**	**43,208**	**47,532**	**49,472**	**51,219**	**54,142**

Retirements:	Oct-22	Nov-22	Dec-22	Jan-23	Feb-23	Mar-23	Apr-23	May-23	Jun-23	Jul-23	Aug-23	Sep-23	Oct-23	Nov-23	Dec-23	Jan-24	Feb-24	Mar-24	Apr-24	May-24
37601-Mains - Steel	-	(34,955)	-	(136,443)	(3,060)	(66,243)	-	(49,367)	(10,629)	(55,655)	(20,043)	(21,377)	(2,055,327)	(126,045)	(19,891)	(8,447)	-	(26,398)	(326,288)	(33,960)
37602-Mains - Plastic	-	(28,781)	-	(262)	(38,171)	(17,444)	-	-	(10,720)	(9,396)	(1,540)	(428,143)	(114,976)	(9,272)	-	(134)	-	(7,342)	(7,339)	(8,911)
37800-Meas. And Reg. Sta. E	-	-	-	(749)	-	-	-	-	-	-	-	-	(1,848)	-	-	-	-	-	-	-
38000-Services	-	(284,410)	(70,513)	(465,694)	(239,887)	(355,330)	(352,535)	(142,121)	(259,119)	(82,521)	(352,471)	(1,020,332)	(141,150)	(431,784)	(186,890)	(509,134)	(32,819)	(959,963)	(330,483)	-
Total	**-**	**(348,145)**	**(70,513)**	**(603,149)**	**(281,118)**	**(439,017)**	**(352,535)**	**(191,488)**	**(280,468)**	**(147,572)**	**(374,054)**	**(1,469,852)**	**(2,313,301)**	**(567,101)**	**(206,781)**	**(517,716)**	**(32,819)**	**(993,703)**	**(664,110)**	**(42,871)**

Reserve	Oct-22	Nov-22	Dec-22	Jan-23	Feb-23	Mar-23	Apr-23	May-23	Jun-23	Jul-23	Aug-23	Sep-23	Oct-23	Nov-23	Dec-23	Jan-24	Feb-24	Mar-24	Apr-24	May-24
37601-Mains - Steel	-	(34,999)	(45)	(136,663)	(3,284)	(66,552)	(309)	(49,739)	(11,015)	(56,112)	(20,526)	(21,887)	(2,058,475)	(129,355)	(23,227)	(11,793)	(3,346)	(29,779)	(330,087)	(37,803)
37602-Mains - Plastic	$ (84,133)	$ (110,098)	$ (38,575)	$ (51,989)	$ (108,452)	$ (77,366)	$ (44,675)	$ (46,683)	$ (69,097)	$ (89,504)	$ (59,841)	$ (451,148)	$ (145,774)	$ (43,589)	$ (26,771)	$ 4,262	$ (27,786)	$ (28,266)	$ (25,120)	$ (25,389)
37800-Meas. And Reg. Sta. E	-	-	-	(751)	(1)	(1)	(1)	(1)	(1)	(1)	(1)	(1)	(1,853)	(5)	(5)	(5)	(5)	(5)	(5)	(5)
38000-Services	$ (11,156)	$ (294,268)	$ (89,699)	$ (480,699)	$ (257,115)	$ (373,408)	$ (367,270)	$ (162,163)	$ (280,066)	$ (93,728)	$ (383,048)	$ (1,046,859)	$ (139,112)	$ (443,365)	$ (199,200)	$ (521,174)	$ (55,602)	$ (976,968)	$ (328,820)	$ (4,196)
Total	**(95,289)**	**(439,365)**	**(128,319)**	**(670,101)**	**(368,853)**	**(517,327)**	**(412,256)**	**(258,586)**	**(360,179)**	**(239,345)**	**(463,417)**	**(1,519,895)**	**(2,345,214)**	**(616,313)**	**(249,203)**	**(528,710)**	**(86,740)**	**(1,035,018)**	**(684,032)**	**(67,392)**

Cumulative Reserve	Oct-22	Nov-22	Dec-22	Jan-23	Feb-23	Mar-23	Apr-23	May-23	Jun-23	Jul-23	Aug-23	Sep-23	Oct-23	Nov-23	Dec-23	Jan-24	Feb-24	Mar-24	Apr-24	May-24
37601-Mains - Steel	**-**	**(34,999)**	**(35,044)**	**(171,708)**	**(174,992)**	**(241,544)**	**(241,853)**	**(291,592)**	**(302,607)**	**(358,719)**	**(379,245)**	**(401,133)**	**(2,459,608)**	**(2,588,962)**	**(2,612,189)**	**(2,623,982)**	**(2,627,329)**	**(2,657,107)**	**(2,987,194)**	**(3,024,997)**
37602-Mains - Plastic	**(84,133)**	**(194,231)**	**(232,805)**	**(284,794)**	**(393,246)**	**(470,612)**	**(515,288)**	**(561,970)**	**(631,067)**	**(720,571)**	**(780,412)**	**(1,231,560)**	**(1,377,334)**	**(1,420,923)**	**(1,447,694)**	**(1,443,432)**	**(1,471,218)**	**(1,499,484)**	**(1,524,605)**	**(1,549,993)**
37800-Meas. And Reg. Sta. E	**-**	**-**	**-**	**(751)**	**(752)**	**(754)**	**(755)**	**(756)**	**(758)**	**(759)**	**(761)**	**(762)**	**(2,615)**	**(2,620)**	**(2,625)**	**(2,629)**	**(2,634)**	**(2,639)**	**(2,644)**	**(2,649)**
38000-Services	**(11,156)**	**(305,424)**	**(395,123)**	**(875,822)**	**(1,132,937)**	**(1,506,345)**	**(1,873,615)**	**(2,035,778)**	**(2,315,843)**	**(2,409,571)**	**(2,792,619)**	**(3,839,478)**	**(3,978,591)**	**(4,421,955)**	**(4,621,155)**	**(5,142,330)**	**(5,197,932)**	**(6,174,900)**	**(6,503,720)**	**(6,507,916)**
Total	**(95,289)**	**(534,654)**	**(662,973)**	**(1,333,074)**	**(1,701,927)**	**(2,219,255)**	**(2,631,510)**	**(2,890,096)**	**(3,250,276)**	**(3,489,621)**	**(3,953,038)**	**(5,472,933)**	**(7,818,147)**	**(8,434,460)**	**(8,683,663)**	**(9,212,373)**	**(9,299,113)**	**(10,334,131)**	**(11,018,163)**	**(11,085,555)**

*Note: * October Retirements of approximately $6.3MM were primarily related to activity from previous periods that failed to process until corrected in Oct - 22.*
Therefore those retriements were note considered to be related to FY23 or FY24 PRP projects.

Jun-24
$1,737,397
$537,801
$2,275,198

Jun-24
(264,443)
(61,752)
-
(449,715)
(775,910)

Jun-24
(264,443)
1,675,645
-
88,086
1,499,288

Jun-24
(3,258,572)
33,245,635
(2,598)
8,543,630
38,528,096

Jun-24
$ (77,606)
$ (13,367)
($90,972)

Jun-24		
(4,182)		
42,665		
(5)		
17,657		
56,135	**675236.2**	**426083.5**

Jun-24
(264,443)
(61,752)
-
(449,715)
(775,910)

Jun-24
(268,625)
$ (96,693)
(5)
$ (445,425)
(810,747)

Jun-24
(3,293,622)
(1,646,686)
(2,654)
(6,953,341)
(11,896,302)

Atmos Energy Kentucky

FY 2024 Q4 Capital Projects - Capital Expenditures Schedule

CB #	Description	Est In-Service Date	Project	AFE Description	202407	202408	202409	FY 2024
CB.050.32161	2609.Leak.Functional	2026-09-30	050.24111	KY.Storage Integ CP/ ANODE	$1,139	$529	$597	$2,265
CB.050.32162	2634.Growth.Functional	2026-09-30	050.23680	050.KY.MadisonGrowthServices	$4,356	$11,507	$10,647	$26,510
CB.050.32165	2634.Non.Growth.Functional	2026-09-30	050.23760	MadisonIntegServices	$43,422	$29,735	$32,866	$106,022
CB.050.32166	2634.Leak.Functional	2026-09-30	050.23916	MadisonvilleLeakMains	$14,971	$8,602	$7,915	$31,488
CB.050.32167	2635.Growth.Functional	2026-09-30			$6,481	$10,546	$9,749	$26,776
CB.050.32168	2635.Non.Growth.Functional	2026-09-30			$39,307	$20,823	$19,085	$79,216
CB.050.32171	2635.Leak.Functional	2026-09-30			($973)	$5,088	$4,692	$8,806
CB.050.32172	2636.Growth.Functional	2026-09-30	050.23682	050.KY.OboroGrowthServices	$60,424	$76,301	$70,335	$207,061
CB.050.32173	2636.Non.Growth.Functional	2026-09-30	050.23762	OboroIntegServices	$186,788	$147,501	$135,705	$469,994
CB.050.32181	2636.Leak.Functional	2026-09-30	050.23918	OwensboroLeakMains	$18,844	$19,889	$18,295	$57,028
CB.050.32182	2637.Growth.Functional	2026-09-30	050.23683	050.KY.PaducahGrowthServices	$24,552	$26,506	$36,806	$87,864
CB.050.32183	2637.Non.Growth.Functional	2022-09-30	050.23763	PaducahIntegServices	$73,624	($8,905)	($8,953)	$55,767
CB.050.32184	2637.Leak.Functional	2022-09-30	050.23958	PaducahLeakServices	$10,847	$6,480	$4,799	$22,125
CB.050.32185	2638.Growth.Functional	2022-09-30	050.23684	050.KY.MayfieldGrowthServices	$6,785	$17,700	$9,767	$34,252
CB.050.32187	2638.Non.Growth.Functional	2022-09-30	050.23764	MayfieldIntegServices	$25,507	$19,770	$15,470	$60,747
CB.050.32189	2638.Leak.Functional	2022-09-30			$484	($256)	($257)	($29)
CB.050.32190	2734.Growth.Functional	2022-09-30	050.23674	050.KY.BowlingGrowthServices	$54,762	$119,964	$117,243	$291,968
CB.050.32191	2734.Non.Growth.Functional	2022-09-30	050.23754	BowlingGreenIntegServices	$173,559	$57,986	$85,976	$317,521
CB.050.32193	2734.Leak.Functional	2022-09-30			$6,780	$17,820	$12,208	$36,807
CB.050.32194	2735.Growth.Functional	2022-09-30			$6,253	$3,333	$1,941	$11,526
CB.050.32195	2735.Non.Growth.Functional	2022-09-30	050.23872	Glasgow Integ CP / ANODES	$62,224	$14,385	($3,098)	$73,511
CB.050.32198	2735.Leak.Functional	2022-09-30			$2,003	$5,132	$4,750	$11,885
CB.050.32199	2736.Growth.Functional.	2022-09-30	050.23676	050.KY.HopkinsGrowthServices	$7,438	$10,370	$9,595	$27,403
CB.050.32200	2736.Non.Growth.Functional.	2022-09-30	050.23991	KYHopkinsville Integ COMM MEAS	$44,221	$29,279	$26,858	$100,358
CB.050.32202	2736.Leak.Functional.	2022-09-30			$16,376	$4,021	$3,694	$24,090
CB.050.32203	2737.Growth.Funct.	2022-09-30	050.23677	050.KY.DanvilleGrowthServices	$11,165	$2,338	($525)	$12,978
CB.050.32204	2737.Non.Growth.Funct.	2023-09-30	050.23757	DanvilleIntegServices	$29,978	$43,966	$43,555	$117,498
CB.050.32207	2737.Leak.Functional.	2022-09-30	050.23913	DanvilleLeakMains	$3,350	$3,950	$3,616	$10,916
CB.050.32208	2738.Growth.Functional	2022-09-30	050.23678	050.KY.CampbellGrowthServices	$5,912	$8,335	$1,881	$16,128
CB.050.32209	2738.Non.Growth.Functional.	2022-09-30	050.23720	050.KY.CampbellIntegMains	$48,131	$21,471	$14,009	$83,612
CB.050.32211	2738.Leak.Functional.	2022-09-30	050.23953	CampbellsvilleLeakServices	$14,130	$4,274	$3,961	$22,365
CB.050.32212	2739.Growth.Functional	2022-09-30	050.23679	KY.ShelbyvilleGrowthServices	$32,482	$22,429	$10,444	$65,354
CB.050.32213	2739.Non.Growth.Functional	2022-09-30			$34,423	$21,024	($2,956)	$52,491
CB.050.32215	2739.Leak.Functional	2022-09-30			$740	$1,180	$1,087	$3,007
CB.050.52178	2637.Misc.Growth.FY20	2020-09-30	050.52421	050.2637.Hinkleville Rd Ext	$3,564			$3,564
CB.050.55106	2736.LP 17th St.FY21	2021-09-30	050.56151	LP.2736.17th.St.Replacement			($0)	($0)
CB.050.57342	2637.N Friendship Rd Relo-KYTC	2022-09-30	050.62884	050.2637.N Friendship Phase 4	$738			$738
CB.050.57316	2634.Misc.Growth.FY22	2022-09-30	050.58196	RES.2634.UNIVERSITYCIRCLEMN.E	($30)			($30)
CB.050.59346	2609.St Charles Comp/Dehy-Ph 2	2024-09-30	050.59657	050.2609 St. Char. Dehy PH. 2	$725,100	$2,961,854	$2,954,035	$6,640,989
CB.050.59809	2734.Logan Alum Meter Set Repl	2024-03-30	050.61164	IND.2734.LoganAlum.Meter Repl			$155,379	$155,379
CB.050.59815	2736.Misc.Growth.FY23	2023-09-30	050.61471	RES.2736.11830S.MADISONVILLER	$0			$0
CB.050.60557	2734.31WBristow KYTC Relocate	2023-09-30	050.61403	2734.Highland Way Roundabout	$1,809			$1,809
CB.050.61162	2734.Misc Public Imp.FY23	2024-04-30	050.61367	2734.KYTC.KY 1008 Relocation	$119			$119
CB.050.62282	2609.Grandview Stat Leak Det	2024-06-28	050.63168	050.2609 Grandview Methane Det	$511	$5,700		$6,211
CB.050.62283	2609.Hickory Stat Leak Det	2024-09-30	050.63166	050.2609 Hickory Methane Det		$6,161	$246	$6,407
CB.050.62401	2609.Replace Wellheads.FY24	2024-09-30	050.62639	FY24 Wellhead Repl	$11,273	$17,829	$867,583	$896,684
CB.050.61929	2612.KY.Pneum Contr Repl.FY24	2024-09-01	050.62765	2612.KY.Pneum Controllers		$13,210	$54	$13,264
CB.050.62416	2634.Misc.Public.Improve.FY24	2024-09-30				($250)	($250)	($500)
CB.050.62405	2634.Misc.Non-Growth.FY24	2024-09-30			$174	$22,050	($200)	$22,024
CB.050.61887	2636.Misc.Equipment.FY24	2024-05-31	050.61993	050.009.2636 Equipment	$1,445			$1,445
CB.050.62375	2636.Misc.Growth.FY24	2024-09-30	050.63615	COMM.2636.BIGRIVERS MN.EXT.	($2,163)	$17,595	$22,967	$38,398
CB.050.62275	2636.OWB TB #1 Reg/Reliefs	2024-03-29	050.63165	2636.OWB TB#1 Reg/Reliefs	$282			$282
CB.050.62407	2636.Misc.Non-Growth.FY24	2024-09-30	050.63981	050.2636.Calhoun Sta.	$27,821	$34,463	$19,906	$82,189
CB.050.62376	2637.Misc.Growth.FY24	2024-09-30	050.64098	RES.2637.BLANDVILLE.RD.MN.EXT	$15,249	$4,336	($128)	$19,457
CB.050.62386	2637.Struct.Improv.FY24	2024-09-30	050.62733	2637.Struct Imp FY 24		$6,040	$5,565	$11,605
CB.050.62408	2637.Misc.Non-Growth.FY24	2024-09-30	050.64336	2637.WOODLAND.DR.REPLACE		($34)	$359,449	$359,414
CB.050.62387	2638.Struct.Improv.FY24	2024-09-30	050.62741	2638.Struct Imp FY 24	$68,627	$32,313		$100,939
CB.050.62409	2638.Misc.Non-Growth.FY24	2024-09-30				$987	($8)	$979
CB.050.61891	2734.Misc.Equipment.FY24	2024-02-28	050.63527	050.009.2734.Locators	$9,692			$9,692
CB.050.62378	2734.Misc.Growth.FY24	2024-09-30	050.64230	2734.COM.Performance Feeds Ex	$36,346	$59,057	$48,222	$143,626
CB.050.62421	2734.Misc.Public.Improve.FY24	2024-09-30	050.62809	2734.KYTC Nashville Rd.BG	$71,650	$301,889	$446,258	$819,797
CB.050.62394	2734.Struct.Improv.FY24	2024-09-30	050.63204	2734.BG Structure Improvements	$262	$30,226	$33,391	$63,879
CB.050.61943	2734.Russvle Med Ctr 4"	2024-09-30	050.62434	2734.Russellville Med Ctr 4in		($144)	($144)	($288)
CB.050.62379	2735.Misc.Growth.FY24	2024-09-30	050.63457	2735.South Cooper Industrial	$74,442	$204,447	$124,524	$403,412
CB.050.61944	2736.Ascend Elem 6" Ext	2024-02-28	050.62643	Ascend Elements Ext	($1,446)			($1,446)
CB.050.62380	2736.Misc.Growth.FY24	2024-09-30	050.63843	IND.2736.TODDCOUNTY MN.EXT	($26,150)	$23,880	($82)	($2,352)
CB.050.62423	2736.Misc.Public.Improve.FY24	2024-09-30				$6,064	$25	$6,089
CB.050.62412	2736.Misc.Non-Growth.FY24	2024-09-30	050.63629	INT.2736.10 Inch Leak Repairs	$36,275	$706	($292)	$36,688
CB.050.62381	2737.Misc.Growth.FY24	2024-09-30	050.63747	2737.Morgan Soaper Dr	$10,157	$30	($11)	$10,176
CB.050.62388	2737.Struct.Improv.FY24	2024-09-30	050.64084	New HVAC unit	$41,395	$40,899		$82,293
CB.050.62413	2737.Misc.Non-Growth.FY24	2024-09-30	050.63555	2737.GilbertFarm HPD Exposure	$738	$50,412	$1,247	$52,397
CB.050.62382	2738.Misc.Growth.FY24	2024-09-30	050.63697	J&D Main Extension		$995	$6,981	$7,976
CB.050.62425	2738.Misc.Public.Improve.FY24	2024-09-30	050.63795	2738.US-68 Roundabout relocat	$46,938	$151,857	$82,388	$281,182
CB.050.62414	2738.Misc.Non-Growth.FY24	2024-09-30			$19	$179	($13)	$185

CB.050.61896	2739.Misc.Equipmnet.FY24	2024-08-01	050.62004	050.009.2739.Misc.Equip	$19,394			$19,394
CB.050.62281	2739.IJW Whiskey Meter Set	2024-09-30					$88,599	$88,599
CB.050.62383	2739.Misc.Growth.FY24	2024-09-30	050.63685	2739.Carlton Crossing Develop	$5,411	$37,140	$39,567	$82,118
CB.050.62280	2739.WMR Endpoints.FY24	2024-06-30	050.63890	2734.AMR.Tower Replacement	$8,611			$8,611
CB.050.62284	2739.Wild Turkey Reinf Ph1	2024-09-30	050.62668	2739.Wild Turkey Reinf	$24,345	$835,959	$568,511	$1,428,815
CB.050.62285	2739.US-60 Bridge Relocation	2024-07-31	050.63433	US-60 Bridge Relocation	$15,719	($343,554)		($327,835)
CB.050.62415	2739.Misc.Non-Growth.FY24	2024-09-30	050.63558	2739.Tile.Village.Relocate	$222	$50,721	$96,483	$147,426
CB.050.62361	3302.KY.Desktops.FY24	2024-08-30	050.62582	050.3302.KY.Desktops.FY24		$4,009		$4,009
CB.050.62362	3302.KY.Laptops.FY24	2024-08-30	050.62582	050.3302.KY.Laptops.FY24		$3,653		$3,653
CB.050.62363	3302.KY.MDT.FY24	2024-08-31	050.62584	050.3302.KY.MDT.FY24		$30,499		$30,499
CB.050.62364	3302.KY.Routers.FY24	2024-08-31	050.63432	050.3302.KY.Routers.FY24		$13,412		$13,412
CB.050.62178	2734.BG Reinforcement TNG	2027-09-30	050.62445	2734.BGKY Reinforcement TNG	$161	$161	$90	$411
CB.050.63460	2738.SWEDA Upgrade FY24	2024-07-29	050.63510	2738. SWEDA Upgrade	$29,026			$29,026
CB.050.63704	2734.BG TB4 Replacement	2024-12-31	050.63742	2734.BG Town Border 4 Replace	$250,292	$61,945	$2,410	$314,647
CB.050.35243	2636.Misc.Growth.Main.Ext.FY14	2014-09-30	050.36058	050.2636.Millers Mill Rd.	($10,997)			($10,997)
CB.050.35260	2637.Misc.Growth.Main.Ext.FY14	2013-11-30	050.35882	050.2637.Royal Park Estates	($1,740)			($1,740)
CB.050.35345	2738.Misc.Growth.Main.Ext.FY14	2014-09-30	050.37233	2738.SALOMA RD 2014	($16,270)			($16,270)
CB.050.35357	2739.Misc.Growth.Main.Ext.FY14	2014-09-30	050.36380	2739.CLOVERBROOK 9a 2014	($10,026)			($10,026)
Grand Total					**$2,539,468**	**$5,469,767**	**$6,624,505**	**$14,633,740**

Atmos Energy Kentucky

FY 2024 4Q Capital Projects - Additions Schedule

			Close by Project			
Project number	**Description**	**Plant Account**	**Jul-24**	**Aug-24**	**Sep-24**	**FY24**
050.62480	050.009.WMR Shelbyville	38100-Meters	$ 256,578			$ 256,578
050.62884	050.2637.N Friendship Phase 4	37602-Mains - Plastic	62,028			62,028
050.63262	RES.2636.BRACHERHILLRD.MN.EX	38000-Services	1,278			1,278
050.63387	2738.Columbia ave	38000-Services	3,240			3,240
050.63416	COMM.2736.RACETRAC.MN.EXT	38000-Services	1,735			1,735
050.63432	050.3302.KY.Routers.FY24	38000-Services	14,291			14,291
050.63499	2636.HWY.60 RELOCATE	37602-Mains - Plastic	34,450			34,450
050.63500	2636.Hwy.142 2inPE. Relocatio	37602-Mains - Plastic	39,949			39,949
050.63510	2738. SWEDA Upgrade	38000-Services	2,162			2,162
050.63560	2739.Hammond Creek Exposure	38000-Services	9,036			9,036
050.63615	COMM.2636.BIGRIVERS MN.EXT.	37602-Mains - Plastic	22,308			22,308
		37601-Mains - Steel	8,923			8,923
		37800-Meas & Reg Stat Eq	13,385			13,385
050.63684	2739.Midland Industrial	38000-Services	932			932
050.63697	J&D Main Extension	38000-Services	13,216			13,216
050.63747	2737.Morgan Soaper Dr	38000-Services	(1,524)			(1,524)
050.63451	INT.2636.North Main Street RS	38000-Services	9,239			9,239
050.63452	INT.2636.Wayne Bridge Road RS	38000-Services	9,239			9,239
050.35882	050.2637.Royal Park Estates	38000-Services	(1,740)			(1,740)
050.36058	050.2636.Millers Mill Rd.	38000-Services	(10,997)			(10,997)
050.36380	2739.CLOVERBROOK 9a 2014	38000-Services	(10,026)			(10,026)
050.37233	2738.SALOMA RD 2014	38000-Services	(16,270)			(16,270)
050.52421	050.2637.Hinkleville Rd Ext	37602-Mains - Plastic	3,564			3,564
050.58196	RES.2634.UNIVERSITYCIRCLEMN.I	38000-Services	(30)			(30)
050.61367	2734.KYTC.KY 1008 Relocation	37602-Mains - Plastic	119			119
050.61471	RES.2736.11830S.MADISONVILLER	38000-Services	-			-
050.61993	050.009.2636 Equipment	39400-Tools, Shop, & Garage Equip.	1,445			1,445
050.62643	Ascend Elements Ext	37601-Mains - Steel	(1,446)			(1,446)
050.63165	2636.OWB TB#1 Reg/Reliefs	37900-Meas. & Reg. - City Gate	282			282
050.63890	2734.AMR.Tower Replacement	39700-Communication Equipment	8,611			8,611
050.62004	050.009.2739.Misc.Equip	39800-Miscellaneous Equipment		30,780		30,780
050.61403	2734.Highland Way Roundabout	37602-Mains - Plastic		75,811		75,811
050.61981	050.009.2734.BG.Equipment	39400-Tools, Shop, & Garage Equip.		66,601		66,601
050.62582	050.3302.KY.Desktops.FY24	39800-Miscellaneous Equipment		11,928		11,928
050.62583	050.3302.KY.Laptops.FY24	39800-Miscellaneous Equipment		16,856		16,856
050.62584	050.3302.KY.MDT.FY24	39800-Miscellaneous Equipment		141,313		141,313
050.62733	2637.Struct Imp FY 24	36602-Structures & Improvements		26,692		26,692
050.62809	2734.KYTC Nashville Rd.BG	37602-Mains - Plastic		1,250,162		1,250,162
050.63100	2735.R&S.Salvage	38000-Services		21,240		21,240
050.63179	2734.Franklynn Hills Ext.Adv	37602-Mains - Plastic		3,880		3,880
050.62741	2638.Struct Imp FY 24	36602-Structures & Improvements		148,293		148,293
050.63226	2734.Creekside Bend PH1	37602-Mains - Plastic		104,952		104,952
050.63297	RES.2734.123 Modern Maid Ext	38000-Services		1,102		1,102
050.63457	2735.South Cooper Industrial	38000-Services		(52,599)		(52,599)
050.63433	US-60 Bridge Relocation	37602-Mains - Plastic		(10,584)		(10,584)
050.63558	2739.Tile.Village.Relocate	37602-Mains - Plastic		152,462		152,462
050.63555	2737.GilbertFarm HPD Exposure	37601-Mains - Steel		63,125		63,125
050.63665	RES.2739.Twin Lakes Phase 4	38000-Services		15,886		15,886
050.63685	2739.Carlton Crossing Develop	37601-Mains - Steel		51,730		51,730
		37602-Mains - Plastic		12,933		12,933
050.63795	2738.US-68 Roundabout relocat	37602-Mains - Plastic		308,347		308,347
050.63848	2734.COM.Veterans Home	37602-Mains - Plastic		6,412		6,412
050.59657	050.2609 St. Char. Dehy PH. 2	35400-Compressor Station Equipment			11,963,642	11,963,642
050.60296	050.2736.Hopkinsville	38000-Services			9,554	9,554
050.62639	FY24 Wellhead Repl	35200-Wells			1,376,261	1,376,261
050.62630	RES.2736.SENIORLIVINGMN.EXT	38000-Services			2,348	2,348
050.62653	050.009.2737.Danville.Shed	36602-Structures & Improvements			51,199	51,199
050.62668	2739.Wild Turkey Reinf	37601-Mains - Steel			(556,911)	(556,911)
		37602-Mains - Plastic			(122,249)	(122,249)
050.62445	2734.BGKY Reinforcement TNG	38000-Services			22,674	22,674
050.60310	050.2609.St. Charles Lead Det.	35200-Wells			112,258	112,258
050.63204	2734.BG Structure Improvements	36602-Structures & Improvements			81,253	81,253
050.63166	050.2609 Hickory Methane Det	35200-Wells			62,144	62,144
050.63527	050.009.2734.Locators	39800-Miscellaneous Equipment			65,343	65,343
050.62765	2612.KY.Pneum Controllers	38000-Services			13,264	13,264
050.63168	050.2609 Grandview Methane Det	35200-Wells			70,826	70,826
050.61164	IND.2734.LoganAlum.Meter Repl	38100-Meters			155,379	155,379
050.62434	2734.Russellville Med Ctr 4in	37602-Mains - Plastic			(288)	(288)
050.63629	INT.2736.10 Inch Leak Repairs	37602-Mains - Plastic			36,688	36,688
050.63843	IND.2736.TODDCOUNTY MN.EXT	37602-Mains - Plastic			(2,352)	(2,352)
050.63981	050.2636.Calhoun Sta.	37400-Land and Land Rights			82,189	82,189
050.64084	New HVAC unit	36602-Structures & Improvements			41,395	41,395
050.64098	RES.2637.BLANDVILLE.RD.MN.EXT	38000-Services			19,457	19,457
050.64230	2734.COM.Performance Feeds Ex	37602-Mains - Plastic			143,626	143,626
050.64336	2637.WOODLAND.DR.REPLACE	37602-Mains - Plastic			359,414	359,414
050.24111	KY.Storage Integ CP/ ANODE	37603 - Mains - Anodes	1,139	529	597	2,265
050.23680	050.KY.MadisonGrowthServices	38000-Services	4,356	11,507	10,647	26,510
050.23760	MadisonIntegServices	38000-Services	43,422	29,735	32,866	106,022
050.23916	MadisonvilleLeakMains	37602-Mains - Plastic	14,971	8,602	7,915	31,488
CB.050.32167	2635.Growth.Functional	38000-Services	4,537	7,382	6,824	18,743
		38100-Meters	972	1,582	1,462	4,016
		38200-Meter Installations	972	1,582	1,462	4,016
CB.050.32168	2635.Non.Growth.Functional	37602-Mains - Plastic	6,682	3,540	3,245	13,467
		38000-Services	16,509	8,746	8,016	33,271
		37603 - Mains - Anodes	1,572	833	763	3,169
		38100-Meters	14,544	7,705	7,062	29,310
CB.050.32171	2635.Leak.Functional	38000-Services	(711)	3,714	3,425	6,428

		37602-Mains - Plastic	(263)	1,374	1,267	2,378
050.23682	050.KY.OboroGrowthServices	38000-Services	60,424	76,301	70,335	207,061
050.23762	OboroIntegServices	38000-Services	186,788	147,501	135,705	469,994
050.23918	OwensboroLeakMains	37602-Mains - Plastic	18,844	19,889	18,295	57,028
050.23683	050.KY.PaducahGrowthServices	38000-Services	24,552	26,506	36,806	87,864
050.23763	PaducahIntegServices	38000-Services	73,624	(8,905)	(8,953)	55,767
050.23958	PaducahLeakServices	38000-Services	10,847	6,480	4,799	22,125
050.23684	050.KY.MayfieldGrowthServices	38000-Services	6,785	17,700	9,767	34,252
050.23764	MayfieldIntegServices	38000-Services	25,507	19,770	15,470	60,747
CB.050.32189	2638.Leak.Functional	38000-Services	353	(187)	(187)	(21)
		37602-Mains - Plastic	131	(69)	(69)	(8)
050.23674	050.KY.BowlingGrowthServices	38000-Services	54,762	119,964	117,243	291,968
050.23754	BowlingGreenIntegServices	38000-Services	173,559	57,986	85,976	317,521
CB.050.32193	2734.Leak.Functional	38000-Services	4,949	13,008	8,911	26,869
		37602-Mains - Plastic	1,830	4,811	3,296	9,938
CB.050.32194	2735.Growth.Functional	38000-Services	4,377	2,333	1,358	8,068
		38100-Meters	938	500	291	1,729
		38200-Meter Installations	938	500	291	1,729
050.23872	Glasgow Integ CP / ANODES	37603 - Mains - Anodes	62,224	14,385	(3,098)	73,511
CB.050.32198	2735.Leak.Functional	38000-Services	1,462	3,746	3,467	8,676
		37602-Mains - Plastic	541	1,386	1,282	3,209
050.23676	050.KY.HopkinsGrowthServices	38000-Services	7,438	10,370	9,595	27,403
050.23991	KYHopkinsville Integ COMM MEAS	38100-Meters	44,221	29,279	26,858	100,358
CB.050.32202	2736.Leak.Functional.	38000-Services	11,954	2,936	2,696	17,586
		37602-Mains - Plastic	4,421	1,086	997	6,504
050.23677	050.KY.DanvilleGrowthServices	38000-Services	11,165	2,338	(525)	12,978
050.23757	DanvilleIntegServices	38000-Services	29,978	43,966	43,555	117,498
050.23913	DanvilleLeakMains	37602-Mains - Plastic	3,350	3,950	3,616	10,916
050.23678	050.KY.CampbellGrowthServices	38000-Services	5,912	8,335	1,881	16,128
050.23720	050.KY.CampbellIntegMains	37602-Mains - Plastic	48,131	21,471	14,009	83,612
050.23953	CampbellsvilleLeakServices	38000-Services	14,130	4,274	3,961	22,365
050.23679	KY.ShelbyvilleGrowthServices	38000-Services	32,482	22,429	10,444	65,354
CB.050.32213	2739.Non.Growth.Functional	37602-Mains - Plastic	5,852	3,574	(503)	8,923
		38000-Services	14,458	8,830	(1,242)	22,046
		37603 - Mains - Anodes	1,377	841	(118)	2,100
		38100-Meters	12,737	7,779	(1,094)	19,422
CB.050.32215	2739.Leak.Functional	38000-Services	540	861	794	2,195
		37602-Mains - Plastic	200	318	294	812
	Grand Total		**$ 1,544,461**	**$ 3,230,394**	**$ 14,688,872**	**$ 19,463,726**

	Jul-24	Aug-24	Sep-24	FY24
35200-Wells	$ -	$ -	$ 1,621,489.24	$ 1,621,489.24
35400-Compressor Station Equipment	-	-	11,963,642	11,963,642
36602-Structures & Improvements	-	174,985	173,847	348,832
37400-Land and Land Rights	-	-	82,189	82,189
37601-Mains - Steel	7,477	114,855	(556,911)	(434,579)
37602-Mains - Plastic	267,108	1,974,307	468,484	2,709,899
37603 - Mains - Anodes	66,312	16,587	(1,855)	81,045
37800-Meas & Reg Stat Eq	13,385	-	-	13,385
37900-Meas. & Reg. - City Gate	282	-	-	282
38000-Services	847,941	633,255	680,932	2,162,128
38100-Meters	329,990	46,844	189,959	566,792
38200-Meter Installations	1,910	2,082	1,753	5,745
38300-House Regulators	-	-	-	-
38500-Ind. Meas. & Reg. Sta. Equip	-	-	-	-
39000-Structures & Improvements	-	-	-	-
39400-Tools, Shop, & Garage Equip.	1,445	66,601	-	68,046
39700-Communication Equipment	8,611	-	-	8,611
39800-Miscellaneous Equipment	-	200,878	65,343	266,221
Total	**$ 1,544,461**	**$ 3,230,394**	**$ 14,688,872**	**$ 19,463,726**

Index No.	Category	Project Description	Project Type	Project Justification	Estimated Start & Completion Dates	2025 Cost Estimate with Estimated Overheads	Regulatory Requirement (49 CFR)
1	**Equipment**	THIS PROJECT IS TO PURCHASE TOOLS AND EQUIPMENT FOR THE KENTUCKY SERVICE AREA INCLUDING, BUT NOT LIMITED TO: SENSIT GOLDS, PIPE LOCATORS, LEAK DETECTION EQUIPMENT, JD EXCAVATOR, AND VALVE CHANGERS.	Specific	Purpose & Necessity: This funding project provides monies for the purchase of various pieces of equipment in the Kentucky service area to 1) replace existing units that require excessive maintenance, 2) ensure employee and customer safety during construction & maintenance activities, or 3) outfit construction crews and service personnel with the needed equipment to install and/or retire main, service lines, and metering/regulating facilities. Towns where equipment purchases may be made include, but are not limited to the following: Owensboro, Paducah, Mayfield, Campbellsville, Hopkinsville, Bowling Green, Glasgow, Danville, Madisonville, Princeton, & Shelbyville	October 2024/September 2025	$1,215,091	N/A
2	**Equipment Total**					**$1,215,091**	
3	**Growth**	THIS PROJECT IS TO INSTALL GROWTH SERVICES, METERS, AND METER LOOPS FOR THE KENTUCKY SERVICE AREA	Functional	Purpose & Necessity: This funding project provides monies for the installation of growth services, meters, regulators, and meter loops in the Kentucky servcie area. These service lines will be installed under functional (blanket) projects in order to serve new customers. Towns where equipment purchases may be made include, but are not limited to the following: Owensboro, Paducah, Mayfield, Campbellsville, Hopkinsville, Bowling Green, Glasgow, Danville, Madisonville, Princeton, & Shelbyville	October 2024/September 2025	$5,036,972	N/A
4	**Growth**	THIS PROJECT IS FOR MISCELLANEOUS GROWTH MAIN IN THE KENTUCKY SERVICE AREA	Specific	Purpose & Necessity: This funding project provides monies to extend mains in the Kentucky service area in order to serve 1) residential customers in new subdivisions or additional phases of existing developments, 2) conversion customers, or 3) new or additional incremental loads from commercial/industrial customers. Towns where this work may be done include, but are not limited to the following: Owensboro, Paducah, Mayfield, Campbellsville, Hopkinsville, Bowling Green, Glasgow, Danville, Madisonville, Princeton, & Shelbyville	October 2024/September 2025	$1,608,281	N/A
5	**Growth**	THIS PROJECT IS TO INSTALL HPD IN PRIVATE EASEMENT - PROJECT VISTA	Specific	Purpose & Necessity: This funding project provides monies to Install 3600' of 6" HPD, estimated footage for railroad bore, all in private easement, customer to provide ditch	October 2024/September 2025	$1,114,896	N/A
6	**Growth Total**					**$7,760,149**	
7	**Information Technology**	THIS PORJECT IS TO REPLACE MDT'S, DESKTOPS, LAPTOPS, AND MISC ITEMS FOR THE KENTUCKY SERVICE AREA	Specific	Purpose & Necessity: This funding project provides monies for the replacement of desktop and laptop computers, and mobile display terminals (MDT's). This changeout process is driven by the need to maintain network functionality and compatibility in terms of hardware and software. Technology changes for these computing devices are occurring at a rapid pace which makes older equipment obsolete and unable to properly function with newer computers.	October 2024/September 2025	$143,197	N/A

Index No.	Category	Project Description	Project Type	Project Justification	Estimated Start & Completion Dates	2025 Cost Estimate with Estimated Overheads	Regulatory Requirement (49 CFR)
8	**Information Technology Total**					**$143,197**	
9	**Public Improvements**	THIS PORJECT IS TO FUND VARIOUS MISCELLAENOUS PUBLIC IMPROVEMENTS	Specific	Purpose & Necessity: This funding project provides monies for the various miscellaneous public improvement projects that may arise throughout the Kentucky service area.	October 2024/September 2025	$67,081	N/A
10	**Public Improvements Total**					**$67,081**	
11	**Structures**	THIS PROJECT IS TO PURCHASE MATERIALS AND CONSTRUCT MISCELLANEOUS STRUCUTRAL IMPROVEMENTS ACROSS THE KENTUCKY SERVICE AREA.	Specific	Purpose & Necessity: This funding project provides monies for the material procurement, construction, and installation of various structural and/or building improvements in the Kentucky service area. Towns where this work may be done include, but are not limited to the following: Owensboro, Paducah, Mayfield, Campbellsville, Hopkinsville, Bowling Green, Glasgow, Danville, Madisonville, Princeton, & Shelbyville	October 2024/September 2025	$221,811	N/A
12	**Structures Total**					**$221,811**	
13	**System Improvements**	STATEWIDE: PURCHASE AND INSTALL TOWERS AND ENDPOINTS.	Specific	Purpose & Necessity: This funding project provides monies for the installation of the end-points needed to finish converting the remaining areas around the state to wireless meter reading (WMR). This is a multi-year project and should be completed in FY2028. The benefits of WMR are 1) increased accuracy in customer billing, 2) enhanced operational monitoring of various distribution systems, and 3) immediate alerts of meter malfunctions.	October 2024/September 2025	$2,788,856	N/A
14	**System Improvements**	THIS PROJECT IS TO INSTALL HPD HPD FROM ZARING MILL ROAD TO PIERCE INDUSTRIAL ROAD	Specific	Purpose & Necessity: This funding project provides monies which will be utilized to install 5100' of 8" Steel HPD from Zaring Mill Road to Pierce Industrial Road to provide necessary additional capactiy for Industrial Park	October 2024/September 2025	$2,586,765	N/A
15	**System Improvements**	THIS PROJECT IS FOR THE CONSTRUCTION OF WILD TURKEY REINFORCEMENT	Specific	Purpose & Necessity: This funding project provides monies which will be utilized to replace 17,500' of 8" Steel, 2600' of 6" HDPE, 1100' of 2" HDPE to serve Wild Turkey Expansion.	October 2024/September 2025	$2,227,142	N/A
16	**System Improvements**	THIS PROJECT ADDRESSES REPLACING MISCELLANEOUS MEASUREMENT ITEMS	Specific	Purpose & Necessity: This funding project provides monies to replace miscellaneous emergency regulators, upgrade ERX, and replace obsolete RTUs across the Kentucky service area. Towns where this work may be done include, but are not limited to the following: Owensboro, Paducah, Mayfield, Campbellsville, Hopkinsville, Bowling Green, Glasgow, Danville, Madisonville, Princeton, & Shelbyville	October 2024/September 2025	$343,571	N/A
17	**System Improvements**	THIS PROJECT IS TO INSTALL PE ALONG SOUTH GUM SPRING ROAD	Specific	Purpose & Necessity: This funding project provides monies which will be utilized to install 4,000 feet of 4 in PE along South Gum Spring Rd to add necessary capacity to the Lone Oak System	October 2024/September 2025	$249,910	N/A
18	**System Improvements Total**					**$8,196,244**	

Index No.	Category	Project Description	Project Type	Project Justification	Estimated Start & Completion Dates	2025 Cost Estimate with Estimated Overheads	Regulatory Requirement (49 CFR)
19	**System Integrity**	THIS PROJECT IS TO REPLACE MAINS, SERVICES, METER LOOPS, AND INSTALL ANODES FOR NON-GROWTH FOR THE KENTUCKY SERVCIE AREA	Functional	Purpose & Necessity: This funding project provides monies for the relocation and/or abandonment of mains, services, meters, regulators, meter loops, and installation of anodes in the Kentucky service area. This work is performed daily and is captured via functional (blanket) projects. Towns where this work may be done include, but are not limited to the following: Owensboro, Paducah, Mayfield, Campbellsville, Hopkinsville, Bowling Green, Glasgow, Danville, Madisonville, Princeton, & Shelbyville	October 2024/September 2025	$8,967,778	§192.1007
20	**System Integrity**	THIS PROJECT IS TO REPLACE MAINS AND SERVICES FOR LEAK REPAIRS FOR THE KENTUCKY SERVICE AREA	Functional	Purpose & Necessity: This funding project provides monies for leak repairs of mains and services in the Kentucky service area. This work is performed daily and is captured via functional (blanket) projects. Towns where this work may be done include, but are not limited to the following: Owensboro, Paducah, Mayfield, Campbellsville, Hopkinsville, Bowling Green, Glasgow, Danville, Madisonville, Princeton, & Shelbyville	October 2024/September 2025	$1,071,216	§192.1007
21	**System Integrity**	THIS PROJECT IS FOR MISCELLANEOUS SYSTEM INTEGRITY PROJECTS IN THE KENTUCKY SERVICE AREA	Specific	Purpose & Necessity: This funding project provides monies for the replacement of mains and regulators stations at various locations throughout the Kentucky servcie area. Pipe is in need of replacement due to the following threats: bare steel or poor coating, invasion tubing, isolated steel, exposures, early generation plastic, and antiquated joining/construction techniques. Towns where this work may be done include, but are not limited to the following: Owensboro, Paducah, Mayfield, Campbellsville, Hopkinsville, Bowling Green, Glasgow, Danville, Madisonville, Princeton, & Shelbyville	October 2024/September 2025	$67,081	§192.1007
22	**System Integrity**	THIS PROJECT IS FOR THE PURCHASE OF METHANE LEAK DETECTION EQUIPMENT AT HICKORY STORAGE WELLS	Specific	Purpose & Necessity: This funding project provides monies for the purchase of Methane Leak Detection Equipment at Hickory storage wells to provide continuous remote methane emission monitoring of our wellhead assets	November 2024/July 2025	$809,589	40 CFR 60 (§60.5397 OOOO)

Index No.	Category	Project Description	Project Type	Project Justification	Estimated Start & Completion Dates	2025 Cost Estimate with Estimated Overheads	Regulatory Requirement (49 CFR)
23	**System Integrity**	THIS PROJECT IS FOR THE REPLACEMENT OF FOUR WELLHEADS	Specific	Purpose & Necessity: This funding project provides monies for the replacement of four wellheads to update aging isolation valves	November 2024/August 2025	$1,607,404	§192.12 --> API RP 1171
24	**System Integrity**	THIS PROJECT IS FOR MISCELLANEOUS LARGE VOLUME METERSETS IN THE KENTUCKY SERVICE AREA	Specific	Purpose & Necessity: This funding project provides monies for the replacement of aging miscellaneous large volume metersets	October 2024/September 2025	$209,820	N/A
25	**System Integrity**	THIS PROJECT IS FOR THE REPLACEMENT OF HAWESVILLE REG STATION	Specific	Purpose & Necessity: This funding project provides monies for the installing meter/regulator stations, valves and pipeline for Hawesville where we must reconfirm the MAOP of the pipeline per updated federal code regulation 192.624	October 2024/September 2025	$2,677,220	§192.624
26	**System Integrity**	THIS PROJECT IS FOR REPLACEMENT OF SALOMA HPD BLOCK VALVE	Specific	Purpose & Necessity: This funding project provides monies for the replacement of block valve on Saloma to Campbellsville HPD 6" Steel to provide valve mainentance and replacement on aging distribution line valve	April 2025/June 2025	$93,405	§192.181 §192.747
27	**System Integrity**	THIS PROJECT IS FOR REPLACEMENT OF GREENSBURG HPD BLOCK VALVE	Specific	Purpose & Necessity: This funding project provides monies for the retirement of existing block valve and relocate new block valve on Summersville to Greensburg HPD 4" steel	April 2025/June 2025	$102,305	§192.181 §192.747
28	**System Integrity**	THIS PROJECT IS FOR REPLACEMENT OF MEARS FARM HPD EXPOSURE	Specific	Purpose & Necessity: This funding project provides monies for the replacement of 250' of 4" to eliminate exposure on HPD line between Summersville and Greensburg for continued mitigation of third party damage	June 2025/August 2025	$102,552	§192.613 §192.1007

Index No.	Category	Project Description	Project Type	Project Justification	Estimated Start & Completion Dates	2025 Cost Estimate with Estimated Overheads	Regulatory Requirement (49 CFR)
29	**System Integrity**	THIS PROJECT IS FOR INSTALLATION OF CALHOUN TOWN BORDER	Specific	Purpose & Necessity: This funding project provides monies for the installation of replacement regulator station to relocate RS1379 to more rural area	April 2025/June 2025	$153,327	§192.1007
30	**System Integrity**	THIS PROJECT IS FOR BOWLING GREEN TOWN BORDER FOUR REPLACEMENT	Specific	Purpose & Necessity: This funding project provides monies for the replacement of TB 4 off Smallhouse Rd. New site across Smallhouse Rd and new station with dual runs.	April 2025/July 2025	$649,852	§192.1007
31	**System Integrity**	THIS PROJECT IS FOR INSTALLATION OF REG STATION AT BRANSHAW AND PEMBROOK	Specific	Purpose & Necessity: This funding project provides monies for the installation of new regulator station to relocate RS1639 to install on private property away from State Right of Way	April 2025/June 2025	$151,623	§192.1007
32	**System Integrity Total**					**$16,663,172**	
33	**Grand Total**					**$34,266,745**	

Advancement of Safety/System Integrity	Alternatives	Transmission or Distribution	Discussion
N/A	N/A	N/A	N/A
N/A	N/A	Distribution	N/A
N/A	N/A	Distribution	N/A
N/A	N/A	Distribution	N/A
N/A	N/A	N/A	N/A

Advancement of Safety/System Integrity	Alternatives	Transmission or Distribution	Discussion
N/A	N/A	N/A	N/A
N/A	N/A	N/A	N/A
N/A	N/A	Distribution	
N/A	N/A	Distribution	
N/A	N/A	Distribution	
N/A	N/A	Distribution	
N/A	N/A	Distribution	

Advancement of Safety/System Integrity	Alternatives	Transmission or Distribution	Discussion
Continued mitigation of third party damage and/or external forces	N/A	Distribution	
Continued mitigation of third party damage and/or external forces	N/A	Distribution	
Continued elimination of highest risked assets and reduces the threat of failure from corrosion, materials, welds, or joints	N/A	Distribution	
Continous monitoring of methane leak detection on storage assets	N/A	Storage/Wells	

Advancement of Safety/System Integrity	Alternatives	Transmission or Distribution	Discussion
Replacement of isolation valves on wellheads	N/A	Storage/Wells	
Continued risk elimination from aging metersets	N/A	Distribution	
Replacement of pipe to establish MAOP on transmission pipeline	1). Pressure Test 2) Pressure Reduction	Transmission	Pipe Replacement most feasible option for continued deliverability to industrial plants in area
Continued elimination of risk associated with sectionalizing block valves operability	N/A	Distribution	
Continued elimination of risk associated with sectionalizing block valves operability and location	N/A	Distribution	
Continued mitigation of third party damage and/or external forces	N/A	Distribution	

Advancement of Safety/System Integrity	Alternatives	Transmission or Distribution	Discussion
Continued mitigation of third party damage and/or external forces	N/A	Distribution	
Continued mitigation of third party damage and/or external forces	N/A	Distribution	
Continued mitigation of third party damage and/or external forces	N/A	Distribution	

Index No.	Category	Project Description	Project Type	Project Justification	Estimated Start & Completion Dates	2025 Cost Estimate with Estimated Overheads
1	**Equipment**	THIS PROJECT IS TO PURCHASE TOOLS AND EQUIPMENT FOR THE KENTUCKY SERVICE AREA INCLUDING, BUT NOT LIMITED TO: SENSIT GOLDS, PIPE LOCATORS, LEAK DETECTION EQUIPMENT, JD EXCAVATOR, AND VALVE CHANGERS.	Specific	Purpose & Necessity: This funding project provides monies for the purchase of various pieces of equipment in the Kentucky service area to 1) replace existing units that require excessive maintenance, 2) ensure employee and customer safety during construction & maintenance activities, or 3) outfit construction crews and service personnel with the needed equipment to install and/or retire main, service lines, and metering/regulating facilities. Towns where equipment purchases may be made include, but are not limited to the following: Owensboro, Paducah, Mayfield, Campbellsville, Hopkinsville, Bowling Green, Glasgow, Danville, Madisonville, Princeton, & Shelbyville	October 2024/September 2025	$1,215,091
2	**Equipment Total**					**$1,215,091**
3	**Growth**	THIS PROJECT IS TO INSTALL GROWTH SERVICES, METERS, AND METER LOOPS FOR THE KENTUCKY SERVICE AREA	Functional	Purpose & Necessity: This funding project provides monies for the installation of growth services, meters, regulators, and meter loops in the Kentucky servcie area. These service lines will be installed under functional (blanket) projects in order to serve new customers. Towns where equipment purchases may be made include, but are not limited to the following: Owensboro, Paducah, Mayfield, Campbellsville, Hopkinsville, Bowling Green, Glasgow, Danville, Madisonville, Princeton, & Shelbyville	October 2024/September 2025	$3,525,880
						$755,546
						$755,546
4	**Growth**	THIS PROJECT IS FOR MISCELLANEOUS GROWTH MAIN IN THE KENTUCKY SERVICE AREA	Specific	Purpose & Necessity: This funding project provides monies to extend mains in the Kentucky service area in order to serve 1) residential customers in new subdivisions or additional phases of existing developments, 2) conversion customers, or 3) new or additional incremental loads from commercial/industrial customers. Towns where this work may be done include, but are not limited to the following: Owensboro, Paducah, Mayfield, Campbellsville, Hopkinsville, Bowling Green, Glasgow, Danville, Madisonville, Princeton, & Shelbyville	October 2024/September 2025	$1,608,281
5	**Growth**	THIS PROJECT IS TO INSTALL HPD IN PRIVATE EASEMENT - PROJECT VISTA	Specific	Purpose & Necessity: This funding project provides monies to Install 3600' of 6" HPD, estimated footage for railroad bore, all in private easement, customer to provide ditch	October 2024/September 2025	$1,114,896
6	**Growth Total**					**$7,760,149**

Index No.	Category	Project Description	Project Type	Project Justification	Estimated Start & Completion Dates	2025 Cost Estimate with Estimated Overheads
7	**Information Technology**	THIS PORJECT IS TO REPLACE MDT'S, DESKTOPS, LAPTOPS, AND MISC ITEMS FOR THE KENTUCKY SERVICE AREA	Specific	Purpose & Necessity: This funding project provides monies for the replacement of desktop and laptop computers, and mobile display terminals (MDT's). This changeout process is driven by the need to maintain network functionality and compatibility in terms of hardware and software. Technology changes for these computing devices are occurring at a rapid pace which makes older equipment obsolete and unable to properly function with newer computers.	October 2024/September 2025	$143,197
8	**Information Technology Total**					**$143,197**
9	**Public Improvements**	THIS PORJECT IS TO FUND VARIOUS MISCELLAENOUS PUBLIC IMPROVEMENTS	Specific	Purpose & Necessity: This funding project provides monies for the various miscellaneous public improvement projects that may arise throughout the Kentucky service area.	October 2024/September 2025	$67,081
10	**Public Improvements Total**					**$67,081**
11	**Structures**	THIS PROJECT IS TO PURCHASE MATERIALS AND CONSTRUCT MISCELLANEOUS STRUCUTRAL IMPROVEMENTS ACROSS THE KENTUCKY SERVICE AREA.	Specific	Purpose & Necessity: This funding project provides monies for the material procurement, construction, and installation of various structural and/or building improvements in the Kentucky service area. Towns where this work may be done include, but are not limited to the following: Owensboro, Paducah, Mayfield, Campbellsville, Hopkinsville, Bowling Green, Glasgow, Danville, Madisonville, Princeton, & Shelbyville	October 2024/September 2025	$221,811
12	**Structures Total**					**$221,811**
13	**System Improvements**	STATEWIDE: PURCHASE AND INSTALL TOWERS AND ENDPOINTS.	Specific	Purpose & Necessity: This funding project provides monies for the installation of the end-points needed to finish converting the remaining areas around the state to wireless meter reading (WMR). This is a multi-year project and should be completed in FY2028. The benefits of WMR are 1) increased accuracy in customer billing, 2) enhanced operational monitoring of various distribution systems, and 3) immediate alerts of meter malfunctions.	October 2024/September 2025	$2,788,856
14	**System Improvements**	THIS PROJECT IS TO INSTALL HPD HPD FROM ZARING MILL ROAD TO PIERCE INDUSTRIAL ROAD	Specific	Purpose & Necessity: This funding project provides monies which will be utilized to install 5100' of 8" Steel HPD from Zaring Mill Road to Pierce Industrial Road to provide necessary additional capactiy for Industrial Park	October 2024/September 2025	$2,586,765
15	**System Improvements**	THIS PROJECT IS FOR THE CONSTRUCTION OF WILD TURKEY REINFORCEMENT	Specific	Purpose & Necessity: This funding project provides monies which will be utilized to replace 17,500' of 8" Steel, 2600' of 6" HDPE, 1100' of 2" HDPE to serve Wild Turkey Expansion.	October 2024/September 2025	$1,826,256
						$400,886

Index No.	Category	Project Description	Project Type	Project Justification	Estimated Start & Completion Dates	2025 Cost Estimate with Estimated Overheads
16	**System Improvements**	THIS PROJECT ADDRESSES REPLACING MISCELLANEOUS MEASUREMENT ITEMS	Specific	Purpose & Necessity: This funding project provides monies to replace miscellaneous emergency regulators, upgrade ERX, and replace obsolete RTUs across the Kentucky service area. Towns where this work may be done include, but are not limited to the following: Owensboro, Paducah, Mayfield, Campbellsville, Hopkinsville, Bowling Green, Glasgow, Danville, Madisonville, Princeton, & Shelbyville	October 2024/September 2025	$343,571
17	**System Improvements**	THIS PROJECT IS TO INSTALL PE ALONG SOUTH GUM SPRING ROAD	Specific	Purpose & Necessity: This funding project provides monies which will be utilized to install 4,000 feet of 4 in PE along South Gum Spring Rd to add necessary capacity to the Lone Oak System	October 2024/September 2025	$249,910
18	**System Improvements Total**					**$8,196,244**
19	**System Integrity**	THIS PROJECT IS TO REPLACE MAINS, SERVICES, METER LOOPS, AND INSTALL ANODES FOR NON-GROWTH FOR THE KENTUCKY SERVCIE AREA	Functional	Purpose & Necessity: This funding project provides monies for the relocation and/or abandonment of mains, services, meters, regulators, meter loops, and installation of anodes in the Kentucky service area. This work is performed daily and is captured via functional (blanket) projects. Towns where this work may be done include, but are not limited to the following: Owensboro, Paducah, Mayfield, Campbellsville, Hopkinsville, Bowling Green, Glasgow, Danville, Madisonville, Princeton, & Shelbyville	October 2024/September 2025	$1,524,522 $3,766,467 $358,711 $3,318,078
20	**System Integrity**	THIS PROJECT IS TO REPLACE MAINS AND SERVICES FOR LEAK REPAIRS FOR THE KENTUCKY SERVICE AREA	Functional	Purpose & Necessity: This funding project provides monies for leak repairs of mains and services in the Kentucky service area. This work is performed daily and is captured via functional (blanket) projects. Towns where this work may be done include, but are not limited to the following: Owensboro, Paducah, Mayfield, Campbellsville, Hopkinsville, Bowling Green, Glasgow, Danville, Madisonville, Princeton, & Shelbyville	October 2024/September 2025	$781,988 $289,228
21	**System Integrity**	THIS PROJECT IS FOR MISCELLANEOUS SYSTEM INTEGRITY PROJECTS IN THE KENTUCKY SERVICE AREA	Specific	Purpose & Necessity: This funding project provides monies for the replacement of mains and regulators stations at various locations throughout the Kentucky servcie area. Pipe is in need of replacement due to the following threats: bare steel or poor coating, invasion tubing, isolated steel, exposures, early generation plastic, and antiquated joining/construction techniques. Towns where this work may be done include, but are not limited to the following: Owensboro, Paducah, Mayfield, Campbellsville, Hopkinsville, Bowling Green, Glasgow, Danville, Madisonville, Princeton, & Shelbyville	October 2024/September 2025	$67,081

Index No.	Category	Project Description	Project Type	Project Justification	Estimated Start & Completion Dates	2025 Cost Estimate with Estimated Overheads
22	**System Integrity**	THIS PROJECT IS FOR THE PURCHASE OF METHANE LEAK DETECTION EQUIPMENT AT HICKORY STORAGE WELLS	Specific	Purpose & Necessity: This funding project provides monies for the purchase of Methane Leak Detection Equipment at Hickory storage wells to provide continuous remote methane emission monitoring of our wellhead assets	November 2024/July 2025	$809,589
23	**System Integrity**	THIS PROJECT IS FOR THE REPLACEMENT OF FOUR WELLHEADS	Specific	Purpose & Necessity: This funding project provides monies for the replacement of four wellheads to update aging isolation valves	November 2024/August 2025	$1,607,404
24	**System Integrity**	THIS PROJECT IS FOR MISCELLANEOUS LARGE VOLUME METERSETS IN THE KENTUCKY SERVICE AREA	Specific	Purpose & Necessity: This funding project provides monies for the replacement of aging miscellaneous large volume metersets	October 2024/September 2025	$209,820
25	**System Integrity**	THIS PROJECT IS FOR THE REPLACEMENT OF HAWESVILLE REG STATION	Specific	Purpose & Necessity: This funding project provides monies for the installing meter/regulator stations, valves and pipeline for Hawesville where we must reconfirm the MAOP of the pipeline per updated federal code regulation 192.624	October 2024/September 2025	$2,677,220
26	**System Integrity**	THIS PROJECT IS FOR REPLACEMENT OF SALOMA HPD BLOCK VALVE	Specific	Purpose & Necessity: This funding project provides monies for the replacement of block valve on Saloma to Campbellsville HPD 6" Steel to provide valve mainentance and replacement on aging distribution line valve	April 2025/June 2025	$93,405
27	**System Integrity**	THIS PROJECT IS FOR REPLACEMENT OF GREENSBURG HPD BLOCK VALVE	Specific	Purpose & Necessity: This funding project provides monies for the retirement of existing block valve and relocate new block valve on Summersville to Greensburg HPD 4" steel	April 2025/June 2025	$102,305

Index No.	Category	Project Description	Project Type	Project Justification	Estimated Start & Completion Dates	2025 Cost Estimate with Estimated Overheads
28	**System Integrity**	THIS PROJECT IS FOR REPLACEMENT OF MEARS FARM HPD EXPOSURE	Specific	Purpose & Necessity: This funding project provides monies for the replacement of 250' of 4" to eliminate exposure on HPD line between Summersville and Greensburg for continued mitigation of third party damage	June 2025/August 2025	$102,552
29	**System Integrity**	THIS PROJECT IS FOR INSTALLATION OF CALHOUN TOWN BORDER	Specific	Purpose & Necessity: This funding project provides monies for the installation of replacement regulator station to relocate RS1379 to more rural area	April 2025/June 2025	$153,327
30	**System Integrity**	THIS PROJECT IS FOR BOWLING GREEN TOWN BORDER FOUR REPLACEMENT	Specific	Purpose & Necessity: This funding project provides monies for the replacement of TB 4 off Smallhouse Rd. New site across Smallhouse Rd and new station with dual runs.	April 2025/July 2025	$649,852
31	**System Integrity**	THIS PROJECT IS FOR INSTALLATION OF REG STATION AT BRANSHAW AND PEMBROOK	Specific	Purpose & Necessity: This funding project provides monies for the installation of new regulator station to relocate RS1639 to install on private property away from State Right of Way	April 2025/June 2025	$151,623
32	**System Integrity Total**					**$16,663,172**
33	**Grand Total**					**$34,266,745**

Index No.	Category	Project Description	Project Type	Project Justification	Estimated Start & Completion Dates	2025 Cost Estimate with Estimated Overheads

Index No.	Category	Project Description	Project Type	Project Justification	Estimated Start & Completion Dates	2026 Cost Estimate with Estimated Overheads
1	**Equipment**	THIS PROJECT IS TO PURCHASE TOOLS AND EQUIPMENT FOR THE KENTUCKY SERVICE AREA INCLUDING, BUT NOT LIMITED TO: SENSIT GOLDS, PIPE LOCATORS, LEAK DETECTION EQUIPMENT, JD EXCAVATOR, AND VALVE CHANGERS.	Specific	Purpose & Necessity: This funding project provides monies for the purchase of various pieces of equipment in the Kentucky service area to 1) replace existing units that require excessive maintenance, 2) ensure employee and customer safety during construction & maintenance activities, or 3) outfit construction crews and service personnel with the needed equipment to install and/or retire main, service lines, and metering/regulating facilities. Towns where equipment purchases may be made include, but are not limited to the following: Owensboro, Paducah, Mayfield, Campbellsville, Hopkinsville, Bowling Green, Glasgow, Danville, Madisonville, Princeton, & Shelbyville	October 2025/September 2026	$799,000
2	**Equipment Total**					**$799,000**
3	**Growth**	THIS PROJECT IS TO INSTALL GROWTH SERVICES, METERS, AND METER LOOPS FOR THE KENTUCKY SERVICE AREA	Functional	Purpose & Necessity: This funding project provides monies for the installation of growth services, meters, regulators, and meter loops in the Kentucky servcie area. These service lines will be installed under functional (blanket) projects in order to serve new customers. Towns where equipment purchases may be made include, but are not limited to the following: Owensboro, Paducah, Mayfield, Campbellsville, Hopkinsville, Bowling Green, Glasgow, Danville, Madisonville, Princeton, & Shelbyville	October 2025/September 2026	$5,276,000
4	**Growth**	THIS PROJECT IS FOR MISCELLANEOUS GROWTH MAIN IN THE KENTUCKY SERVICE AREA	Specific	Purpose & Necessity: This funding project provides monies to extend mains in the Kentucky service area in order to serve 1) residential customers in new subdivisions or additional phases of existing developments, 2) conversion customers, or 3) new or additional incremental loads from commercial/industrial customers. Towns where this work may be done include, but are not limited to the following: Owensboro, Paducah, Mayfield, Campbellsville, Hopkinsville, Bowling Green, Glasgow, Danville, Madisonville, Princeton, & Shelbyville	October 2025/September 2026	$1,600,000
5	**Growth**	THIS PROJECT IS FOR ENVISION - PHASE 2	Specific	Purpose & Necessity: This funding project provides monies to Install approximately 2200' of 8" steel to serve the second phase. Meter location is TBD.	October 2025/September 2026	$563,237
6	**Growth Total**					**$7,439,237**
7	**Information Technology**	THIS PORJECT IS TO REPLACE MDT'S, DESKTOPS, LAPTOPS, AND MISC ITEMS FOR THE KENTUCKY SERVICE AREA	Specific	Purpose & Necessity: This funding project provides monies for the replacement of desktop and laptop computers, and mobile display terminals (MDT's). This changeout process is driven by the need to maintain network functionality and compatibility in terms of hardware and software. Technology changes for these computing devices are occurring at a rapid pace which makes older equipment obsolete and unable to properly function with newer computers.	October 2025/September 2026	$235,000

Index No.	Category	Project Description	Project Type	Project Justification	Estimated Start & Completion Dates	2026 Cost Estimate with Estimated Overheads
8	**Information Technology Total**					**$235,000**
9	**Structures**	THIS PROJECT IS TO PURCHASE MATERIALS AND CONSTRUCT MISCELLANEOUS STRUCUTRAL IMPROVEMENTS ACROSS THE KENTUCKY SERVICE AREA.	Specific	Purpose & Necessity: This funding project provides monies for the material procurement, construction, and installation of various structural and/or building improvements in the Kentucky service area. Towns where this work may be done include, but are not limited to the following: Owensboro, Paducah, Mayfield, Campbellsville, Hopkinsville, Bowling Green, Glasgow, Danville, Madisonville, Princeton, & Shelbyville	October 2025/September 2026	$563,237
10	**Structures Total**					**$563,237**
11	**System Improvements**	THIS PROJECT IS FOR THE CONSTRUCTION OF OHIO VALLEY REINFORCEMENT PHASE 2	Specific	Purpose & Necessity: This funding project provides monies which will be utilized to Install 6800' of 8" Steel HPD from Pierce Industrial Road to Ohio Valley to provide necessary added capacity to current and future industrial customers in industrial park	October 2025/September 2026	$3,093,099
12	**System Improvements**	THIS PROJECT IS FOR THE CONSTRUCTION OF KY-210 REINFORCEMENT	Specific	Purpose & Necessity: This funding project provides monies which will be utilized for running 1000' of 4" HDPE to eliminate two single fed systems and make it a two way feed.	October 2025/January 2026	$104,874
13	**System Improvements**	THIS PROJECT IS TO INSTALL GLASGOW PURCHASE 32	Specific	Purpose & Necessity: This funding project provides monies which will be utilized to rebuild Glasgow #2 Purchase to update aging infrastructure and provide updated assets to eliminate risk and third party damage	March 2026/July 2026	$1,373,974
14	**System Improvements**	THIS PROJECT IS FOR THE CONSTRUCITON OF THE SCOTT STATION ROAD REINFORCEMENT	Specific	Purpose & Necessity: This funding project provides monies which will be utilized to run 2300' of 4" HDPE along Scott Station road to eliminate pressure issues	October 2025/September 2026	$188,326
15	**System Improvements Total**					**$4,760,273**
16	**System Integrity**	THIS PROJECT IS TO REPLACE MAINS, SERVICES, METER LOOPS, AND INSTALL ANODES FOR NON-GROWTH FOR THE KENTUCKY SERVCIE AREA	Functional	Purpose & Necessity: This funding project provides monies for the relocation and/or abandonment of mains, services, meters, regulators, meter loops, and installation of anodes in the Kentucky service area. This work is performed daily and is captured via functional (blanket) projects. Towns where this work may be done include, but are not limited to the following: Owensboro, Paducah, Mayfield, Campbellsville, Hopkinsville, Bowling Green, Glasgow, Danville, Madisonville, Princeton, & Shelbyville	October 2025/September 2026	$8,358,000
17	**System Integrity**	THIS PROJECT IS TO REPLACE MAINS AND SERVICES FOR LEAK REPAIRS FOR THE KENTUCKY SERVICE AREA	Functional	Purpose & Necessity: This funding project provides monies for leak repairs of mains and services in the Kentucky service area. This work is performed daily and is captured via functional (blanket) projects. Towns where this work may be done include, but are not limited to the following: Owensboro, Paducah, Mayfield, Campbellsville, Hopkinsville, Bowling Green, Glasgow, Danville, Madisonville, Princeton, & Shelbyville	October 2025/September 2026	$1,244,000

Index No.	Category	Project Description	Project Type	Project Justification	Estimated Start & Completion Dates	2026 Cost Estimate with Estimated Overheads
18	**System Integrity**	THIS PROJECT IS FOR MISCELLANEOUS SYSTEM INTEGRITY PROJECTS IN THE KENTUCKY SERVICE AREA	Specific	Purpose & Necessity: This funding project provides monies for the replacement of mains and regulators stations at various locations throughout the Kentucky servcie area. Pipe is in need of replacement due to the following threats: bare steel or poor coating, invasion tubing, isolated steel, exposures, early generation plastic, and antiquated joining/construction techniques. Towns where this work may be done include, but are not limited to the following: Owensboro, Paducah, Mayfield, Campbellsville, Hopkinsville, Bowling Green, Glasgow, Danville, Madisonville, Princeton, & Shelbyville	October 2025/September 2026	$69,000
19	**System Integrity**	THIS PROJECT IS FOR REPLACEMENT OF HICKORY WELLHEADS	Specific	Purpose & Necessity: This funding project provides monies to replace 10 wellheads at Hickory Storage field in Daviess County, KY to provide continued mitigation of risk of aging isolation valves on wellheads	October 2025/September 2026	$1,970,570
20	**System Integrity**	THIS PROJECT IS FOR REPLACEMENT OF WELL AT BON HARBOR	Specific	Purpose & Necessity: This funding project provides monies for the replacement of a well at Bon Habror (BH#1) eliminating the risk of wells per our developed risk model for wells and wellheads.	October 2025/September 2026	$1,451,822
21	**System Integrity**	THIS PROJECT IS FOR THE PURCHASE OF METHANE LEAK DETECTION EQUIPMENT AT BON HARBOR STORAGE WELLS	Specific	Purpose & Necessity: This funding project provides monies for the purchase of Methane Leak Detection Equipment at Bon Harbor storage wells to provide continuous remote methane emission moitoring of our wellhead assets	November 2025/July 2026	$142,774
22	**System Integrity**	THIS PROJECT IS FOR THE PURCHASE OF METHANE LEAK DETECTION EQUIPMENT AT BON HARBOR STATION	Specific	Purpose & Necessity: This funding project provides monies for the purchase Bon Habror Station Methane Leak Detection Equipment.	November 2025/July 2026	$60,625
23	**System Integrity**	THIS PROJECT IS FOR THE PURCHASE OF SUGG STREET UPGRADE	Specific	Purpose & Necessity: This funding project provides monies to replace and/or reroute 1100' of 2" HDPE under hard surface from Sugg Street along Bishop Alley. Cost includes main and 18 services	March 2026/August 2026	$515,204
24	**System Integrity**	THIS PROJECT IS FOR THE PURCHASE OF THE DAWSON SPRINGS TBS	Specific	Purpose & Necessity: This funding project provides monies to install new regulator station to replace RS1625 and RS1621	April 2026/June 2026	$183,080
25	**System Integrity**	THIS PROJECT IS FOR THE PURCHASE OF WELL METHANE LEAK DETECTION EQUIPMENT AT ST CHARLES	Specific	Purpose & Necessity: This funding project provides monies for the purchase of Well Methane Leak Detection Equipment at St Charles storage wells to provide continuous remote methane emission moitoring of our wellhead assets	February 2026/June 2026	$677,271
26	**System Integrity**	THIS PROJECT IS FOR THE PURCHASE OF WELL METHANE LEAK DETECTION EQUIPMENT AT GRANDVIEW	Specific	Purpose & Necessity: This funding project provides monies for the purchase of Well Methane Leak Detection Equipment at Grandview storage wells to provide continuous remote methane emission moitoring of our wellhead assets	October 2025/September 2026	$514,175
27	**System Integrity**	THIS PROJECT IS FOR MISCELLANEOUS LARGE VOLUME METERSETS IN THE KENTUKY SERVICE AREA	Specific	Purpose & Necessity: This funding project provides monies for the replacement of aging miscellaneous large volume metersets	October 2025/September 2026	$200,000

Index No.	Category	Project Description	Project Type	Project Justification	Estimated Start & Completion Dates	2026 Cost Estimate with Estimated Overheads
28	**System Integrity**	THIS PROJECT IS FOR LIBERTY PURCHASE INLET PIPING	Specific	Purpose & Necessity: This funding project provides monies for the acquisition of ROW and replacement of approximately 7000' of 6" Transmission pipeline in Madisonville, KY for Liberty Purchase Inlet pipe. This project relocates the pipeline to a more rural area andre-establishes the MAOP on this section of pipeline per updated federal code regulation 192.624	October 2025/September 2026	$2,392,977
29	**System Integrity**	THIS PROJECT IS FOR ALERIS MEASUREMENT AND REG STATION UPGRADE	Specific	Purpose & Necessity: This funding project provides monies for upgrading measurement and regulation for Aleris Industrial Site for continued mitigation of third party damage and removing aging infrastructure from the station lot	October 2025/August 2026	$828,415
30	**System Integrity**	THIS PROJECT IS FOR GROUNDBED REPLACEMENT	Specific	Purpose & Necessity: This funding project provides monies for replacing aging rectifiers/groundbeds at Pepper Drive and Liberty Church for continued mitigation of the threat of external corrosion	October 2025/September 2026	$121,572
31	**System Integrity**	THIS PROJECT IS FOR HANSON TBS	Specific	Purpose & Necessity: This funding project provides monies for the replacement of Hanson Town Border RS10629	October 2025/September 2026	$139,835
32	**System Integrity**	THIS PROJECT IS FOR PRINCETON TBS #2	Specific	Purpose & Necessity: This funding project provides monies for the replacement of outdated town border station	October 2025/September 2026	$131,608
33	**System Integrity**	THIS PROJECT IS FOR LEBANON ROAD FARM TAP STATIONS	Specific	Purpose & Necessity: This funding project provides monies to run 1100 feet of 2" HDPE and set new 2" regulator station at Alum Springs Crosspike to retire RS1478, RS1479	March 2026/August 2026	$224,892
34	**System Integrity**	THIS PROJECT IS FOR THE REPLACEMENT OF HAWESVILLE REG STATION 192.624 PH2	Specific	Purpose & Necessity: This funding project provides monies to complete installing 12" Pipeline, valves, pig launchers and cathodic protection on Hawesville Transmission Line that begins at TX Gas High Rise Station. MAOP on this section of existing pipeline must be re-established per federal code regulation 192.624	October 2025/September 2026	$2,108,782
35	**System Integrity**	THIS PROJECT IS FOR THE STATION REPLACEMENT IN TRI ACRES, GREENSBURG	Specific	Purpose & Necessity: This funding project provides monies to replace outdated RS1772 in Greensburg	October 2025/December 2025	$59,062
36	**System Integrity**	THIS PROJECT IS TO REPLACE TRANSMISION PIPELINE ON LEGION DRIVE	Specific	Purpose & Necessity: This funding project provides monies to replace approximately 3700' of 6" Transmission pipeline from Legion Drive and relocates the transmission pipeline to more rural route in the area. Replacement of this pipeline necessary to re-establish MAOP per federal code regulation 192.624	October 2025/September 2026	$1,622,938
37	**System Integrity**	THIS PROJECT IS FOR MILBY FARM HPD EXPOSURE	Specific	Purpose & Necessity: This funding project provides monies to replace 80' of 4" to eliminate exposure on HPD line between Summersville and Greensburg	June 2026/August 2026	$70,651
38	**System Integrity Total**					**$23,087,253**
39	**Grand Total**					**$36,884,000**

Index No.	Category	Project Description	Project Type	Project Justification	Estimated Start & Completion Dates	2026 Cost Estimate with Estimated Overheads

Index No.	Category	Project Description	Project Type	Project Justification	Estimated Start & Completion Dates	2026 Cost Estimate with Estimated Overheads
1	**Equipment**	THIS PROJECT IS TO PURCHASE TOOLS AND EQUIPMENT FOR THE KENTUCKY SERVICE AREA INCLUDING, BUT NOT LIMITED TO: SENSIT GOLDS, PIPE LOCATORS, LEAK DETECTION EQUIPMENT, JD EXCAVATOR, AND VALVE CHANGERS.	Specific	Purpose & Necessity: This funding project provides monies for the purchase of various pieces of equipment in the Kentucky service area to 1) replace existing units that require excessive maintenance, 2) ensure employee and customer safety during construction & maintenance activities, or 3) outfit construction crews and service personnel with the needed equipment to install and/or retire main, service lines, and metering/regulating facilities. Towns where equipment purchases may be made include, but are not limited to the following: Owensboro, Paducah, Mayfield, Campbellsville, Hopkinsville, Bowling Green, Glasgow, Danville, Madisonville, Princeton, & Shelbyville	October 2025/September 2026	$799,000
2	**Equipment Total**					**$799,000**
3	**Growth**	THIS PROJECT IS TO INSTALL GROWTH SERVICES, METERS, AND METER LOOPS FOR THE KENTUCKY SERVICE AREA	Functional	Purpose & Necessity: This funding project provides monies for the installation of growth services, meters, regulators, and meter loops in the Kentucky servcie area. These service lines will be installed under functional (blanket) projects in order to serve new customers. Towns where equipment purchases may be made include, but are not limited to the following:	October 2025/September 2026	$3,693,200 $791,400 $791,400
4	**Growth**	THIS PROJECT IS FOR MISCELLANEOUS GROWTH MAIN IN THE KENTUCKY SERVICE AREA	Specific	Purpose & Necessity: This funding project provides monies to extend mains in the Kentucky service area in order to serve 1) residential customers in new subdivisions or additional phases of existing developments, 2) conversion customers, or 3) new or additional incremental loads from commercial/industrial customers. Towns where this work may be done include, but are not limited to the following: Owensboro, Paducah, Mayfield, Campbellsville, Hopkinsville, Bowling Green, Glasgow, Danville, Madisonville, Princeton, & Shelbyville	October 2025/September 2026	$1,600,000
5	**Growth**	THIS PROJECT IS FOR ENVISION - PHASE 2	Specific	Purpose & Necessity: This funding project provides monies to Install approximately 2200' of 8" steel to serve the second phase. Meter location is TBD.	October 2025/September 2026	$563,237
6	**Growth Total**					**$7,439,237**
7	**Information Technology**	THIS PROJECT IS TO REPLACE MDT'S, DESKTOPS, LAPTOPS, AND MISC ITEMS FOR THE KENTUCKY SERVICE AREA	Specific	Purpose & Necessity: This funding project provides monies for the replacement of desktop and laptop computers, and mobile display terminals (MDT's). This changeout process is driven by the need to maintain network functionality and compatibility in terms of hardware and software. Technology changes for these computing devices are occurring at a rapid pace which makes older equipment obsolete and unable to properly function with newer computers.	October 2025/September 2026	$235,000
8	**Information Technology Total**					**$235,000**

Index No.	Category	Project Description	Project Type	Project Justification	Estimated Start & Completion Dates	2026 Cost Estimate with Estimated Overheads
9	**Structures**	THIS PROJECT IS TO PURCHASE MATERIALS AND CONSTRUCT MISCELLANEOUS STRUCUTRAL IMPROVEMENTS ACROSS THE KENTUCKY SERVICE AREA.	Specific	Purpose & Necessity: This funding project provides monies for the material procurement, construction, and installation of various structural and/or building improvements in the Kentucky service area. Towns where this work may be done include, but are not limited to the following: Owensboro, Paducah, Mayfield, Campbellsville, Hopkinsville, Bowling Green, Glasgow, Danville, Madisonville, Princeton, & Shelbyville	October 2025/September 2026	$563,237
10	**Structures Total**					**$563,237**
11	**System Improvements**	THIS PROJECT IS FOR THE CONSTRUCTION OF OHIO VALLEY REINFORCEMENT PHASE 2	Specific	Purpose & Necessity: This funding project provides monies which will be utilized to Install 6800' of 8" Steel HPD from Pierce Industrial Road to Ohio Valley to provide necessary added capacity to industrial customers in industrial park	October 2025/September 2026	$3,093,099
12	**System Improvements**	THIS PROJECT IS FOR THE CONSTRUCTION OF KY-210 REINFORCEMENT	Specific	Purpose & Necessity: This funding project provides monies which will be utilized for running 1000' of 4" HDPE to kill two one way feed systems and make it a two way feed.	October 2025/January 2026	$104,874
13	**System Improvements**	THIS PROJECT IS TO INSTALL GLASGOW PURCHASE 32	Specific	Purpose & Necessity: This funding project provides monies which will be utilized to rebuild Glasgow #2 Purchase to update aging infrastructure and provide updated assets to eliminate risk and third party damage	March 2026/July 2026	$1,373,974
14	**System Improvements**	THIS PROJECT IS FOR THE CONSTRUCITON OF THE SCOTT STATION ROAD REINFORCEMENT	Specific	Purpose & Necessity: This funding project provides monies which will be utilized to run 2300' of 4" HDPE along Scott Station road to eliminate pressure issues on existing 3/4" main	October 2025/September 2026	$188,326
15	**System Improvements Total**					**$4,760,273**
16	**System Integrity**	THIS PROJECT IS TO REPLACE MAINS, SERVICES, METER LOOPS, AND INSTALL ANODES FOR NON-GROWTH FOR THE KENTUCKY SERVCIE AREA	Functional	Purpose & Necessity: This funding project provides monies for the relocation and/or abandonment of mains, services, meters, regulators, meter loops, and installation of anodes in the Kentucky service area. This work is performed daily and is captured via functional (blanket) projects. Towns where this work may be done include, but are not limited to the following: Owensboro, Paducah, Mayfield, Campbellsville, Hopkinsville, Bowling Green, Glasgow, Danville, Madisonville, Princeton, & Shelbyville	October 2025/September 2026	$1,420,860
						$3,510,360
						$334,320
						$3,092,460
17	**System Integrity**	THIS PROJECT IS TO REPLACE MAINS AND SERVICES FOR LEAK REPAIRS FOR THE KENTUCKY SERVICE AREA	Functional	Purpose & Necessity: This funding project provides monies for leak repairs of mains and services in the Kentucky service area. This work is performed daily and is captured via functional (blanket) projects. Towns where this work may be done include, but are not limited to the following: Owensboro, Paducah, Mayfield, Campbellsville, Hopkinsville, Bowling Green, Glasgow, Danville, Madisonville, Princeton, & Shelbyville	October 2025/September 2026	$908,120
						$335,880

Index No.	Category	Project Description	Project Type	Project Justification	Estimated Start & Completion Dates	2026 Cost Estimate with Estimated Overheads
18	**System Integrity**	THIS PROJECT IS FOR MISCELLANEOUS SYSTEM INTEGRITY PROJECTS IN THE KENTUCKY SERVICE AREA	Specific	Purpose & Necessity: This funding project provides monies for the replacement of mains and regulators stations at various locations throughout the Kentucky servcie area. Pipe is in need of replacement due to the following threats: bare steel or poor coating, invasion tubing, isolated steel, exposures, early generation plastic, and antiquated joining/construction techniques. Towns where this work may be done include, but are not limited to the following: Owensboro, Paducah, Mayfield, Campbellsville, Hopkinsville, Bowling Green, Glasgow, Danville, Madisonville, Princeton, & Shelbyville	October 2025/September 2026	$69,000
19	**System Integrity**	THIS PROJECT IS FOR REPLACEMENT OF HICKORY WELLHEADS	Specific	Purpose & Necessity: This funding project provides monies to replace 10 wellheads at Hickory Storage field in Daviess County, KY to provide continued mitigation of risk of aging isolation valves on wellheads	October 2025/September 2026	$1,970,570
20	**System Integrity**	THIS PROJECT IS FOR REPLACEMENT OF WELL AT BON HARBOR	Specific	Purpose & Necessity: This funding project provides monies for the replacement of a well at Bon Habror (BH#1) eliminating the risk of wells per our developed risk model for wells and wellheads.	October 2025/September 2026	$1,451,822
21	**System Integrity**	THIS PROJECT IS FOR THE PURCHASE OF METHANE LEAK DETECTION EQUIPMENT AT BON HARBOR STORAGE WELLS	Specific	Purpose & Necessity: This funding project provides monies for the purchase of Methane Leak Detection Equipment at Bon Harbor storage wells to provide continuous remote methane emission moitoring of our wellhead assets	November 2025/July 2026	$142,774
22	**System Integrity**	THIS PROJECT IS FOR THE PURCHASE OF METHANE LEAK DETECTION EQUIPMENT AT BON HARBOR STATION	Specific	Purpose & Necessity: This funding project provides monies for the purchase Bon Habror Station Methane Leak Detection Equipment.	November 2025/July 2026	$60,625
23	**System Integrity**	THIS PROJECT IS FOR THE PURCHASE OF SUGG STREET UPGRADE	Specific	Purpose & Necessity: This funding project provides monies to replace and/or reroute 1100' of 2" HDPE under hard surface from Sugg Street along Bishop Alley. Cost includes main and 18 services	March 2026/August 2026	$515,204
24	**System Integrity**	THIS PROJECT IS FOR THE PURCHASE OF THE DAWSON SPRINGS TBS	Specific	Purpose & Necessity: This funding project provides monies to install new regulator station to replace RS1625 and RS1621	April 2026/June 2026	$183,080
25	**System Integrity**	THIS PROJECT IS FOR THE PURCHASE OF WELL METHANE LEAK DETECTION EQUIPMENT AT ST CHARLES	Specific	Purpose & Necessity: This funding project provides monies for the purchase of Well Methane Leak Detection Equipment at St Charles storage wells to provide continuous remote methane emission moitoring of our wellhead assets	February 2026/June 2026	$677,271
26	**System Integrity**	THIS PROJECT IS FOR THE PURCHASE OF WELL METHANE LEAK DETECTION EQUIPMENT AT GRANDVIEW	Specific	Purpose & Necessity: This funding project provides monies for the purchase of Well Methane Leak Detection Equipment at Grandview storage wells to provide continuous remote methane emission moitoring of our wellhead assets	October 2025/September 2026	$514,175
27	**System Integrity**	THIS PROJECT IS FOR MISCELLANEOUS LARGE VOLUME METERSETS IN THE KENTUKY SERVICE AREA	Specific	Purpose & Necessity: This funding project provides monies for the replacement of aging miscellaneous large volume metersets	October 2025/September 2026	$200,000

Index No.	Category	Project Description	Project Type	Project Justification	Estimated Start & Completion Dates	2026 Cost Estimate with Estimated Overheads
28	**System Integrity**	THIS PROJECT IS FOR LIBERTY PURCHASE INLET PIPING	Specific	Purpose & Necessity: This funding project provides monies for the acquisition of ROW and replacement of approximately 7000' of 6" Transmission pipeline in Madisonville, KY for Liberty Purchase Inlet pipe. This project relocates the pipeline to a more rural area andre-establishes the MAOP on this section of pipeline per updated federal code regulation 192.624	October 2025/September 2026	$2,392,977
29	**System Integrity**	THIS PROJECT IS FOR ALERIS MEASUREMENT AND REG STATION UPGRADE	Specific	Purpose & Necessity: This funding project provides monies for upgrading measurement and regulation for Aleris Industrial Site for continued mitigation of third party damage and removing aging infrastructure from the station lot	October 2025/August 2026	$828,415
30	**System Integrity**	THIS PROJECT IS FOR GROUNDBED REPLACEMENT	Specific	Purpose & Necessity: This funding project provides monies for replacing aging rectifiers/groundbeds at Pepper Drive and Liberty Church	October 2025/September 2026	$121,572
31	**System Integrity**	THIS PROJECT IS FOR HANSON TBS	Specific	Purpose & Necessity: This funding project provides monies for the replacement of Hanson Town Border RS10629	October 2025/September 2026	$139,835
32	**System Integrity**	THIS PROJECT IS FOR PRINCETON TBS #2	Specific	Purpose & Necessity: This funding project provides monies for the replacement of outdated town border station	October 2025/September 2026	$131,608
33	**System Integrity**	THIS PROJECT IS FOR LEBANON ROAD FARM TAP STATIONS	Specific	Purpose & Necessity: This funding project provides monies to run 1100 feet of 2" HDPE and set new 2" regulator station at Alum Springs Crosspike to retire RS1478, RS1479	March 2026/August 2026	$224,892
34	**System Integrity**	THIS PROJECT IS FOR THE CONSTRUCTION OF THE PIPELINE RELATED TO THE HAWESVILLE REG STATION 192.624 PH2	Specific	Purpose & Necessity: This funding project provides monies to complete installing 12" Pipeline, valves, pig launchers and cathodic protection on Hawesville Transmission Line that begins at TX Gas High Rise Station. MAOP on this section of existing pipeline must be re-established per federal code regulation 192.624	October 2025/September 2026	$2,108,782
35	**System Integrity**	THIS PROJECT IS FOR THE STATION REPLACEMENT IN TRI ACRES, GREENSBURG	Specific	Purpose & Necessity: This funding project provides monies to replace outdated RS1772 in Greensburg	October 2025/December 2025	$59,062
36	**System Integrity**	THIS PROJECT IS TO REPLACE TRANSMISION PIPELINE ON LEGION DRIVE	Specific	Purpose & Necessity: This funding project provides monies to replace approximately 3700' of 6" Transmission pipeline from Legion Drive and relocates the transmission pipeline to more rural route in the area. Replacement of this pipeline necessary to re-establish MAOP per federal code regulation 192.624	October 2025/September 2026	$1,622,938
37	**System Integrity**	THIS PROJECT IS FOR MILBY FARM HPD EXPOSURE	Specific	Purpose & Necessity: This funding project provides monies to replace 80' of 4" to eliminate exposure on HPD line between Summersville and Greensburg	June 2026/August 2026	$70,651
38	**System Integrity Total**					**$23,087,253**
39	**Grand Total**					**$36,884,000**

Index No.	Category	Project Description	Project Type	Project Justification	Estimated Start & Completion Dates	2026 Cost Estimate with Estimated Overheads

Willis Towers Watson Correction Amortization

Company	Cost Center	Account	Sub Account	Service Area	Debit Credit	Amount	Month Number	GL Journal Category	Amount Type	Batch Name	Batch Description	Header Name	Header Description	Line Description	Batch Id	Posting Date	Journal Source	Interface Batch Id
010	0000	1080	00000	002000	CR	(927,940.00)	202111	Reclass	Actuals	asg-20211122-70b1	TW Update Amortization FY21 NSC	072-172b1	TW Update Amortizat	TW Update FY18-FY	4852716	11/30/2021	Spreadshe	285066
010	0000	1080	00000	002000	DR	15,465.67	202111	Reclass	Actuals	asg-20211122-70c1	TW Update Monthly Amortization NSC	072-172c1	TW Update Monthly /	TW Update FY18-FY	4852718	11/30/2021	Spreadshe	285066
010	0000	1080	00000	002000	DR	15,465.67	202112	Reclass	Actuals	asg-20220106-70c	TW Update Monthly Amortization NSC	072-172c	TW Update Monthly /	TW Update FY18-FY	4899989	01/06/2022	Spreadshe	285884
010	0000	1080	00000	002000	DR	15,465.67	202201	Reclass	Actuals	asg-20220121-70c	TW Update Monthly Amortization NSC	072-172c	TW Update Monthly /	TW Update FY18-FY	4919736	01/24/2022	Spreadshe	286156
010	0000	1080	00000	002000	DR	15,465.67	202202	Reclass	Actuals	asg-20220217-70c	TW Update Monthly Amortization NSC	072-172c	TW Update Monthly /	TW Update FY18-FY	4933749	02/17/2022	Spreadshe	286683
010	0000	1080	00000	002000	DR	15,465.67	202203	Reclass	Actuals	asg-20220323-70c	TW Update Monthly Amortization NSC	072-172c	TW Update Monthly /	TW Update FY18-FY	4975717	03/24/2022	Spreadshe	287327
010	0000	1080	00000	002000	DR	15,465.67	202204	Reclass	Actuals	asg-20220425-70c	TW Update Monthly Amortization NSC	072-172c	TW Update Monthly /	TW Update FY18-FY	5010734	04/27/2022	Spreadshe	287910
010	0000	1080	00000	002000	DR	15,465.67	202205	Reclass	Actuals	asg-20220523-70c	TW Update Monthly Amortization NSC	072-172c	TW Update Monthly /	TW Update FY18-FY	5015738	05/24/2022	Spreadshe	288352
010	0000	1080	00000	002000	DR	15,465.67	202206	Reclass	Actuals	asg-20220616-70c	TW Update Monthly Amortization NSC	072-172c	TW Update Monthly /	TW Update FY18-FY	5017727	06/20/2022	Spreadshe	288817
010	0000	1080	00000	002000	DR	15,465.67	202207	Reclass	Actuals	asg-20220718-70c	TW Update Monthly Amortization NSC	072-172c	TW Update Monthly /	TW Update FY18-FY	5053714	07/20/2022	Spreadshe	289363
010	0000	1080	00000	002000	DR	15,465.67	202208	Reclass	Actuals	asg-20220815-70c	TW Update Monthly Amortization NSC	072-172c	TW Update Monthly /	TW Update FY18-FY	5078710	08/16/2022	Spreadshe	289811
010	0000	1080	00000	002000	DR	15,465.67	202209	Reclass	Actuals	asg-20220927-70c	TW Update Monthly Amortization NSC	072-172c	TW Update Monthly /	TW Update FY18-FY	5115743	09/28/2022	Spreadshe	290660
010	0000	1080	00000	002000	DR	15,465.67	202210	Reclass	Actuals	asg-20221013-70c	TW Update Monthly Amortization NSC	072-172c	TW Update Monthly /	TW Update FY18-FY	5127708	10/14/2022	Spreadshe	291064
010	0000	1080	00000	002000	DR	15,465.67	202211	Reclass	Actuals	rmm-20221201-70c	TW Update Monthly Amortization NSC	BN114	TW Update Monthly /	TW Update FY18-FY	5167470	12/01/2022	Spreadshe	291830
010	0000	1080	00000	002000	DR	15,465.67	202212	Reclass	Actuals	rmm-20221218-70c	TW Update Monthly Amortization NSC	BN114	TW Update Monthly /	TW Update FY18-FY	5182263	12/19/2022	Spreadshe	292154
010	0000	1080	00000	002000	DR	15,465.67	202301	Reclass	Actuals	mnp-20230126-70c	TW Update Monthly Amortization NSC	BN114	TW Update Monthly /	TW Update FY18-FY	5197654	01/29/2023	Spreadshe	292940
010	0000	1080	00000	002000	DR	15,465.67	202302	Reclass	Actuals	mnp-20230221-70c	TW Update Monthly Amortization NSC	BN114	TW Update Monthly /	TW Update FY18-FY	5202277	02/21/2023	Spreadshe	293375
010	0000	1080	00000	002000	DR	15,465.67	202303	Reclass	Actuals	mnp-20230327-70c	TW Update Monthly Amortization NSC	BN114	TW Update Monthly /	TW Update FY18-FY	5223461	03/27/2023	Spreadshe	294013
010	0000	1080	00000	002000	DR	15,465.67	202304	Reclass	Actuals	mnp-20230427-70c	TW Update Monthly Amortization NSC	BN114	TW Update Monthly /	TW Update FY18-FY	5238520	04/27/2023	Spreadshe	294616
010	0000	1080	00000	002000	DR	15,465.67	202305	Reclass	Actuals	mnp-20230523-70c	TW Update Monthly Amortization NSC	BN114	BN114_NSC TW Upd	TW Update FY18-FY	5242883	05/23/2023	Spreadshe	295115
010	0000	1080	00000	002000	DR	15,465.67	202306	Reclass	Actuals	mnp-20230622-70c	TW Update Monthly Amortization NSC	BN114	BN114_NSC TW Upd	TW Update FY18-FY	5245756	06/26/2023	Spreadshe	295749
010	0000	1080	00000	002000	DR	15,465.67	202307	Reclass	Actuals	mnp-20230721-70c	TW Update Monthly Amortization NSC	BN114	BN114_NSC TW Upd	TW Update FY18-FY	5248680	07/21/2023	Spreadshe	296219
010	0000	1080	00000	002000	DR	15,465.67	202308	Reclass	Actuals	gmw-20230905-70c	TW Update Monthly Amortization NSC	BN114	BN114_NSC TW Upd	TW Update FY18-FY	5252296	09/05/2023	Spreadshe	297104
010	0000	1080	00000	002000	DR	15,465.67	202309	Reclass	Actuals	gmw-20230925-70c	TW Update Monthly Amortization NSC	BN114	BN114_NSC TW Upd	TW Update FY18-FY	5263500	09/25/2023	Spreadshe	297472
010	0000	1080	00000	002000	DR	15,465.67	202310	Reclass	Actuals	gmw-20231030-70c	TW Update Monthly Amortization NSC	BN114	AEC-CON-ASFR-PRE	TW Update FY18-FY	5306490	10/30/2023	Spreadshe	298170
010	0000	1080	00000	002000	DR	15,465.67	202311	Reclass	Actuals	gmw-20231128-70c	TW Update Monthly Amortization NSC	BN114	AEC-CON-ASFR-PRE	TW Update FY18-FY	5326626	11/28/2023	Spreadshe	298680
010	0000	1080	00000	002000	DR	15,465.67	202312	Reclass	Actuals	gmw-20231227-70c	TW Update Monthly Amortization NSC	BN114	AEC-CON-ASFR-PRE	TW Update FY18-FY	5345563	12/29/2023	Spreadshe	299335
010	0000	1080	00000	002000	DR	15,465.67	202401	Reclass	Actuals	gmw-20240201-70c	TW Update Monthly Amortization NSC	BN114	AEC-CON-ASFR-PRE	TW Update FY18-FY	5357386	02/01/2024	Spreadshe	300098
010	0000	1080	00000	002000	DR	15,465.67	202402	Reclass	Actuals	gmw-20240223-70c	TW Update Monthly Amortization NSC	BN114	AEC-CON-ASFR-PRE	TW Update FY18-FY	5359401	02/29/2024	Spreadshe	300609
010	0000	1080	00000	002000	DR	15,465.67	202403	Reclass	Actuals	gmw-20240326-70c	TW Update Monthly Amortization NSC	BN114	AEC-CON-ASFR-PRE	TW Update FY18-FY	5363308	03/27/2024	Spreadshe	301114
010	0000	1080	00000	002000	DR	15,465.67	202404	Reclass	Actuals	gmw-20240424-70c	TW Update Monthly Amortization NSC	BN114	AEC-CON-ASFR-PRE	TW Update FY18-FY	5365301	04/24/2024	Spreadshe	301646
010	0000	1080	00000	002000	DR	15,465.67	202405	Reclass	Actuals	gmw-20240531-70c	TW Update Monthly Amortization NSC	BN114	AEC-CON-ASFR-PRE	TW Update FY18-FY	5369687	06/01/2024	Spreadshe	302360
010	0000	1080	00000	002000	DR	15,465.67	202406	Reclass	Actuals	gmw-20240620-70c	TW Update Monthly Amortization NSC	BN114	AEC-CON-ASFR-PRE	TW Update FY18-FY	5371552	06/25/2024	Spreadshe	302739
						(433,038.56)												

WTW Adjustment	$ 927,940.00
Amortization Period (mos.)	60.00
Monthly Amortization	$ 15,465.67
Account 108 Adjustment	(927,940.00)
2021 Amortization	30,931.34
2022 Amortization	185,588.04
2023 Amortization	185,588.04
Dec 2023 Balance	(525,832.58)
07.23-06.24 Amortization	185,588.04
June 2024 Ending Balance	(340,244.54)

010	0000	4030	30007	002000	DR	927,940.00	202111	Reclass	Actuals	asg-20211122-70b1	TW Update Amortization FY21 NSC	072-172b1	TW Update Amortizat	TW Update FY18-FY	4852716	11/30/2021	Spreadshe	285066
010	0000	4030	30007	002000	CR	(15,465.67)	202111	Reclass	Actuals	asg-20211122-70c1	TW Update Monthly Amortization NSC	072-172c1	TW Update Monthly /	TW Update FY18-FY	4852718	11/30/2021	Spreadshe	285066
010	0000	4030	30007	002000	CR	(15,465.67)	202112	Reclass	Actuals	asg-20220106-70c	TW Update Monthly Amortization NSC	072-172c	TW Update Monthly /	TW Update FY18-FY	4899989	01/06/2022	Spreadshe	285884
010	0000	4030	30007	002000	CR	(15,465.67)	202201	Reclass	Actuals	asg-20220121-70c	TW Update Monthly Amortization NSC	072-172c	TW Update Monthly /	TW Update FY18-FY	4919736	01/24/2022	Spreadshe	286156
010	0000	4030	30007	002000	CR	(15,465.67)	202202	Reclass	Actuals	asg-20220217-70c	TW Update Monthly Amortization NSC	072-172c	TW Update Monthly /	TW Update FY18-FY	4933749	02/17/2022	Spreadshe	286683
010	0000	4030	30007	002000	CR	(15,465.67)	202203	Reclass	Actuals	asg-20220323-70c	TW Update Monthly Amortization NSC	072-172c	TW Update Monthly /	TW Update FY18-FY	4975717	03/24/2022	Spreadshe	287327
010	0000	4030	30007	002000	CR	(15,465.67)	202204	Reclass	Actuals	asg-20220425-70c	TW Update Monthly Amortization NSC	072-172c	TW Update Monthly /	TW Update FY18-FY	5010734	04/27/2022	Spreadshe	287910
010	0000	4030	30007	002000	CR	(15,465.67)	202205	Reclass	Actuals	asg-20220523-70c	TW Update Monthly Amortization NSC	072-172c	TW Update Monthly /	TW Update FY18-FY	5015738	05/24/2022	Spreadshe	288352
010	0000	4030	30007	002000	CR	(15,465.67)	202206	Reclass	Actuals	asg-20220616-70c	TW Update Monthly Amortization NSC	072-172c	TW Update Monthly /	TW Update FY18-FY	5017727	06/20/2022	Spreadshe	288817
010	0000	4030	30007	002000	CR	(15,465.67)	202207	Reclass	Actuals	asg-20220718-70c	TW Update Monthly Amortization NSC	072-172c	TW Update Monthly /	TW Update FY18-FY	5053714	07/20/2022	Spreadshe	289363
010	0000	4030	30007	002000	CR	(15,465.67)	202208	Reclass	Actuals	asg-20220815-70c	TW Update Monthly Amortization NSC	072-172c	TW Update Monthly /	TW Update FY18-FY	5078710	08/16/2022	Spreadshe	289811
010	0000	4030	30007	002000	CR	(15,465.67)	202209	Reclass	Actuals	asg-20220927-70c	TW Update Monthly Amortization NSC	072-172c	TW Update Monthly /	TW Update FY18-FY	5115743	09/28/2022	Spreadshe	290660
010	0000	4030	30007	002000	CR	(15,465.67)	202210	Reclass	Actuals	asg-20221013-70c	TW Update Monthly Amortization NSC	072-172c	TW Update Monthly /	TW Update FY18-FY	5127708	10/14/2022	Spreadshe	291064
010	0000	4030	30007	002000	CR	(15,465.67)	202211	Reclass	Actuals	rmm-20221201-70c	TW Update Monthly Amortization NSC	BN114	TW Update Monthly /	TW Update FY18-FY	5167470	12/01/2022	Spreadshe	291830
010	0000	4030	30007	002000	CR	(15,465.67)	202212	Reclass	Actuals	rmm-20221218-70c	TW Update Monthly Amortization NSC	BN114	TW Update Monthly /	TW Update FY18-FY	5182263	12/19/2022	Spreadshe	292154
010	0000	4030	30007	002000	CR	(15,465.67)	202301	Reclass	Actuals	mnp-20230126-70c	TW Update Monthly Amortization NSC	BN114	TW Update Monthly /	TW Update FY18-FY	5197654	01/29/2023	Spreadshe	292940
010	0000	4030	30007	002000	CR	(15,465.67)	202302	Reclass	Actuals	mnp-20230221-70c	TW Update Monthly Amortization NSC	BN114	TW Update Monthly /	TW Update FY18-FY	5202277	02/21/2023	Spreadshe	293375
010	0000	4030	30007	002000	CR	(15,465.67)	202303	Reclass	Actuals	mnp-20230327-70c	TW Update Monthly Amortization NSC	BN114	TW Update Monthly /	TW Update FY18-FY	5223461	03/27/2023	Spreadshe	294013
010	0000	4030	30007	002000	CR	(15,465.67)	202304	Reclass	Actuals	mnp-20230427-70c	TW Update Monthly Amortization NSC	BN114	TW Update Monthly /	TW Update FY18-FY	5238520	04/27/2023	Spreadshe	294616
010	0000	4030	30007	002000	CR	(15,465.67)	202305	Reclass	Actuals	mnp-20230523-70c	TW Update Monthly Amortization NSC	BN114	BN114_NSC TW Upd	TW Update FY18-FY	5242883	05/23/2023	Spreadshe	295115
010	0000	4030	30007	002000	CR	(15,465.67)	202306	Reclass	Actuals	mnp-20230622-70c	TW Update Monthly Amortization NSC	BN114	BN114_NSC TW Upd	TW Update FY18-FY	5245756	06/26/2023	Spreadshe	295749
010	0000	4030	30007	002000	CR	(15,465.67)	202307	Reclass	Actuals	mnp-20230721-70c	TW Update Monthly Amortization NSC	BN114	BN114_NSC TW Upd	TW Update FY18-FY	5248680	07/21/2023	Spreadshe	296219
010	0000	4030	30007	002000	CR	(15,465.67)	202308	Reclass	Actuals	gmw-20230905-70c	TW Update Monthly Amortization NSC	BN114	BN114_NSC TW Upd	TW Update FY18-FY	5252296	09/05/2023	Spreadshe	297104
010	0000	4030	30007	002000	CR	(15,465.67)	202309	Reclass	Actuals	gmw-20230925-70c	TW Update Monthly Amortization NSC	BN114	BN114_NSC TW Upd	TW Update FY18-FY	5263500	09/25/2023	Spreadshe	297472
010	0000	4030	30007	002000	CR	(15,465.67)	202310	Reclass	Actuals	gmw-20231030-70c	TW Update Monthly Amortization NSC	BN114	AEC-CON-ASFR-PRE	TW Update FY18-FY	5306490	10/30/2023	Spreadshe	298170
010	0000	4030	30007	002000	CR	(15,465.67)	202311	Reclass	Actuals	gmw-20231128-70c	TW Update Monthly Amortization NSC	BN114	AEC-CON-ASFR-PRE	TW Update FY18-FY	5326626	11/28/2023	Spreadshe	298680
010	0000	4030	30007	002000	CR	(15,465.67)	202312	Reclass	Actuals	gmw-20231227-70c	TW Update Monthly Amortization NSC	BN114	AEC-CON-ASFR-PRE	TW Update FY18-FY	5345563	12/29/2023	Spreadshe	299335
010	0000	4030	30007	002000	CR	(15,465.67)	202401	Reclass	Actuals	gmw-20240201-70c	TW Update Monthly Amortization NSC	BN114	AEC-CON-ASFR-PRE	TW Update FY18-FY	5357386	02/01/2024	Spreadshe	300098
010	0000	4030	30007	002000	CR	(15,465.67)	202402	Reclass	Actuals	gmw-20240223-70c	TW Update Monthly Amortization NSC	BN114	AEC-CON-ASFR-PRE	TW Update FY18-FY	5359401	02/29/2024	Spreadshe	300609
010	0000	4030	30007	002000	CR	(15,465.67)	202403	Reclass	Actuals	gmw-20240326-70c	TW Update Monthly Amortization NSC	BN114	AEC-CON-ASFR-PRE	TW Update FY18-FY	5363308	03/27/2024	Spreadshe	301114
010	0000	4030	30007	002000	CR	(15,465.67)	202404	Reclass	Actuals	gmw-20240424-70c	TW Update Monthly Amortization NSC	BN114	AEC-CON-ASFR-PRE	TW Update FY18-FY	5365301	04/24/2024	Spreadshe	301646
010	0000	4030	30007	002000	CR	(15,465.67)	202405	Reclass	Actuals	gmw-20240531-70c	TW Update Monthly Amortization NSC	BN114	AEC-CON-ASFR-PRE	TW Update FY18-FY	5369687	06/01/2024	Spreadshe	302360
010	0000	4030	30007	002000	CR	(15,465.67)	202406	Reclass	Actuals	gmw-20240620-70c	TW Update Monthly Amortization NSC	BN114	AEC-CON-ASFR-PRE	TW Update FY18-FY	5371552	06/25/2024	Spreadshe	302739
						433,038.56												

Note:

1. The above amount of $927,940 relates to the reclass of depreciation and amortization expense due to the Willis Towers Watson identified error during years 2018-2021. This amount will be amortized over a 5-year period beginning in November 2021.

Atmos Energy Corporation
Kentucky General Case
Test Year Ending June 30, 2024
SSU Cloud Computing Project Amortization Summary

Line No.	Project	Sub Account Description	Sub Account	Total Charges	Start Date	End Date	Amortization Period (Mos.)	No. of Months Amortized (1)	Amortization as of 6/30/2024	Total Trial Balance as of 6/30/2024	Monthly Amortization	Balance Jun-24	Jul-24	Aug-24	Sep-24	Oct-24	Nov-24	Dec-24	Jan-25
	(a)	(b)	(c)	(d)	(e)	(f)	(g)	(h)	(i)	(j)	(k)	(l)	(m)	(n)	(o)	(p)	(q)	(r)	(s)
	SSU General Office (Div 002)																		
1	010.34349	Workday Expense Cloud Project	13763	$ 397,017	7/1/2019	4/30/2023	120	46	$ 152,190	$ 244,827									
2					5/1/2023	6/30/2024	105	14	$ 58,095	$ 186,733	$ 4,150	186,733	$ 182,583	$ 178,433	$ 174,284	$ 170,134	$ 165,985	$ 161,835	$ 157,685
3																			
	010.35370	Locusview Cloud Project																	
4			13764	157,492	9/8/2019	6/30/2024	72	58	$ 126,869	$ 30,624	$ 2,187	30,624	$ 28,436	$ 26,249	$ 24,061	$ 21,874	$ 19,687	$ 17,499	$ 15,312
5																			
6	010.35058	Annual Merit VPP Cloud Project	13789	93,361	10/1/2019	4/30/2023	60	43	$ 66,909	$ 26,452									
7					5/1/2023	6/30/2024	103	14	$ 6,172	$ 20,280	$ 441	20,280	$ 19,839	$ 19,398	$ 18,957	$ 18,517	$ 18,076	$ 17,635	$ 17,194
8																			
9	010.35782	WD Open Enrollment Cloud Project	13790	57,713	10/16/2019	4/30/2023	60	43	$ 41,361	16,352									
10					5/1/2023	6/30/2024	103	14	$ 3,815	$ 12,537	$ 273	12,537	$ 12,264	$ 11,991	$ 11,719	$ 11,446	$ 11,174	$ 10,901	$ 10,629
11																			
12	010.35443	Exchange Migration Cloud Project	13791	206,112	11/1/2019	6/30/2024	72	56	$ 160,309	$ 45,803	$ 2,863	45,803	$ 42,940	$ 40,077	$ 37,215	$ 34,352	$ 31,489	$ 28,627	$ 25,764
13	010.35444	Office Upgrade OPP Cloud Project	13792	5,115	8/1/2019	6/30/2024	72	59	$ 4,192	$ 924	$ 71	924	$ 853	$ 781	$ 710	$ 639	$ 568	$ 497	$ 426
14	010.35445	Installing MS Teams Cloud Project	13793	134,614	9/1/2019	6/30/2024	72	58	$ 108,439	$ 26,175	$ 1,870	26,175	$ 24,305	$ 22,436	$ 20,566	$ 18,696	$ 16,827	$ 14,957	$ 13,087
15	010.35453	OneDrive Migration Cloud Project	13794	150,438	7/1/2019	6/30/2024	72	60	$ 125,365	$ 25,073	$ 2,089	25,073	$ 22,984	$ 20,894	$ 18,805	$ 16,715	$ 14,626	$ 12,537	$ 10,447
16	010.35273	Critical Even Managment Cloud Project	13799	118,216	1/1/2020	6/30/2024	60	54	$ 106,394	$ 11,822	$ 1,970	11,822	$ 9,851	$ 7,881	$ 5,911	$ 3,941	$ 1,970	$ -	$ -
17	010.36782	Cloud Project-Tax Data Warehouse	15001	150,285	12/11/2020	6/30/2024	36	43	$ 179,507	$ -	$ 4,175	-	$ -	$ -	$ -	$ -	$ -	$ -	$ -
18	010.38436	Cloud Project-Salesforce Implementation	15002	389,810	1/22/2021	6/30/2024	36	42	$ 454,779	$ -	$ 10,828	-	$ -	$ -	$ -	$ -	$ -	$ -	$ -
19	010.37036	Locusview Cloud Project Phase II	15003	1,037,451	3/22/2021	6/30/2024	36	40	$ 1,152,723	$ -	$ 28,818	-	$ -	$ -	$ -	$ -	$ -	$ -	$ -
20																			
21	010.38994	WD Recruiting Cloud Project	15004	726,876	8/2/2021	4/30/2023	36	21	$ 424,011	$ 302,865									
22					5/1/2023	6/30/2024	80	14	$ 71,866	$ 230,999	$ 5,133	230,999	$ 225,865	$ 220,732	$ 215,599	$ 210,465	$ 205,332	$ 200,199	$ 195,065
23																			
24	010.39437	Enverus Cloud Project	15005	182,451	8/23/2021	6/30/2024	36	35	$ 177,383	$ 5,068	$ 5,068	5,068	$ -	$ -	$ -	$ -	$ -	$ -	$ -
25																			
26	010.40506	Anaplan Cloud Project	15008	727,690	5/4/2022	4/30/2023	36	12	$ 242,563	$ 485,126									
27					5/1/2023	6/30/2024	67	14	$ 123,487	$ 361,640	$ 8,820	361,640	$ 352,819	$ 343,999	$ 335,178	$ 326,358	$ 317,537	$ 308,717	$ 299,896
28																			
29	010.41482	HR Case Mgmt Cloud Proj	15011	131,788	8/15/2022	6/30/2024	16	23	$ 189,445	$ -	$ 8,237	-	$ -	$ -	$ -	$ -	$ -	$ -	$ -
30																			
31		Total Accounts 174 and 182.3		$ 4,666,429					$ 3,975,874	$ 957,675	$ 86,993	$ 957,675	$ 922,740	$ 892,872	$ 863,005	$ 833,138	$ 803,271	$ 773,404	$ 745,507
32																			
33	010.39870	Cloud PBX	15012	$ 438,706	4/20/2023	4/30/2023	33	1	$ 13,294	$ 425,412									
34				(3,821)	5/1/2023	5/31/2023	32	1	$ 13,175	$ 408,416									
35				6,842	6/1/2023	6/30/2023	31	1	$ 13,395	$ 401,863									
36				8,100	7/1/2023	7/31/2023	30	1	$ 13,665	$ 396,297									
37				1,126	8/1/2023	8/31/2023	29	1	$ 13,704	$ 383,719									
38				2,248	9/1/2023	9/30/2023	28	1	$ 13,785	$ 372,182									
39				1,065	10/1/2023	10/31/2023	27	1	$ 13,824	$ 359,424									
40				325	11/1/2023	11/30/2023	26	1	$ 13,836	$ 345,912									
41				(443)	12/1/2023	6/30/2024	25	7	$ 96,732	$ 248,738	$ 13,819	248,738	$ 234,919	$ 221,101	$ 207,282	$ 193,463	$ 179,644	$ 165,826	$ 152,007
42				$ 454,149															
43																			
44	010.40607	Resolver GRC	15015	$ 400,445	9/30/2023	1/31/2024	15	5	$ 133,482	$ 266,963									
45				-	2/1/2024	2/29/2024	10	1	$ 24,269	$ 242,694									
46				-	3/1/2024	6/30/2024	9	4	$ 107,864	$ 134,830	$ 26,966	134,830	107,864	80,898	53,932	26,966	-	-	-
47				$ 400,445															
48																			
49	010.43873	Enterprise Sabrix Tax Cloud (2)	15016	$ 40,006	11/1/2023	12/31/2023	59	2	$ 1,356	$ -	$ 678	-	-	-	-	-	-	-	-
50																			
51	010.43951	Lease Accelerator Implement	15017	$ 42,099	10/30/2023	10/31/2023	30	1	$ 1,403	$ 40,695									
52				5,703	11/1/2023	11/30/2023	29	1	$ 1,600	$ 44,798									
53				65	12/1/2023	12/31/2023	28	1	$ 1,602	$ 43,261									
54				4	1/1/2024	1/31/2024	27	1	$ 1,602	$ 41,663									
55				-	2/1/2024	2/29/2024	26	1	$ 1,543	$ 40,120									
56				-	3/1/2024	6/30/2024	25	4	$ 6,419	$ 33,701	$ 1,605	33,701	32,096	30,491	28,886	27,281	25,677	24,072	22,467
57				$ 47,871															
58																			
59	010.42753	Anaplan Enterprise Model	15018	$ 1,701,848	12/30/2023	12/31/2023	48	1	$ 35,455	$ 1,666,393									
60				13,442	1/1/2024	1/31/2024	47	1	$ 35,741	$ 1,644,094									
61				(95)	2/1/2024	2/29/2024	46	1	$ 34,979	$ 1,609,020									
62				89,483	3/1/2024	3/31/2024	45	1	$ 37,745	$ 1,660,758									
63				270	4/1/2024	4/30/2024	44	1	$ 37,751	$ 1,623,277									
64				(79,670)	5/1/2024	5/31/2024	43	1	$ 35,898	$ 1,507,709									
65				(298)	6/1/2024	6/30/2024	42	1	$ 35,891	$ 1,471,520	$ 35,891	1,471,520	1,435,630	1,399,739	1,363,848	1,327,957	1,292,067	1,256,176	1,220,285

66				$ 1,724,979																		
67																						
68	010.45084	PRISM Analytics	15020	$ 175,956	4/1/2024	4/30/2024	48	1	$ 3,666	$ 172,290												
69				131	5/1/2024	5/31/2024	47	1	$ 3,669	$ 168,752												
70				(19)	6/1/2024	6/30/2024	46	1	$ 3,668	$ 165,065	$ 3,668	165,065	161,397	157,729	154,061	150,392	146,724	143,056	139,388			
71				$ 176,067																		
72																						
73	010.44008	ESG & ACTS Implementation	15021	1,694,279	6/1/2024	6/30/2024	48	1	$ 35,297	$ 1,658,982	$ 35,297	1,658,982	$ 1,623,684	$ 1,588,387	$ 1,553,089	$ 1,517,792	$ 1,482,494	$ 1,447,197	$ 1,411,899			
74																						
75		Total Accounts 174 and 186		$ 4,497,790					$ 786,311	$ 3,712,836	$ 117,924	3,712,836	3,595,590	3,478,344	3,361,098	3,243,852	3,126,606	3,036,326	2,946,046			
76																						
77		**TOTAL SSU GENERAL OFFICE (DIV 002)**		**$ 9,164,220**					**$ 4,762,185**	**$ 4,670,511**	**$ 204,917**	**4,670,511**	**4,518,330**	**4,371,216**	**4,224,103**	**4,076,990**	**3,929,877**	**3,809,730**	**3,691,553**			
78																						
79	**SSU Customer Support (Div 012)**																					
80	010.42256	Arcos Implementation	15013	$ 320,261	6/1/2023	6/30/2023	27	1	$ 11,862	$ 308,400												
81				(305)	7/1/2023	7/31/2023	26	1	$ 11,850	$ 296,245												
82				(134)	8/1/2023	6/30/2024	25	11	$ 130,289	$ 165,822	$ 11,844	165,822	153,978	142,133	130,289	118,444	106,600	94,756	82,911			
83				$ 319,822																		
84																						
85	010.42827	Salesforce Field Service Impl	15014	$ 1,766,652	8/30/2023	8/31/2023	82	1	$ 21,545	$ 1,745,107												
86				6,945	9/1/2023	9/30/2023	81	1	$ 21,630	$ 1,730,422												
87				(3,790)	10/1/2023	10/31/2023	80	1	$ 21,583	$ 1,705,049												
88				479	11/1/2023	11/30/2023	79	1	$ 21,589	$ 1,683,939												
89				(194)	12/1/2023	12/31/2023	78	1	$ 21,586	$ 1,662,159												
90				7	1/1/2024	1/31/2024	77	1	$ 21,587	$ 1,640,579												
91				(2)	2/1/2024	2/29/2024	76	1	$ 21,306	$ 1,619,271												
92				-	3/1/2024	6/30/2024	75	4	$ 86,361	$ 1,532,909	21,590	1,532,909	1,511,319	1,489,729	1,468,139	1,446,548	1,424,958	1,403,368	1,381,778			
93				$ 1,770,096																		
94																						
95		**TOTAL SSU GENERAL OFFICE (DIV 012) Account 186**		**$ 2,089,919**					**$ 391,187**	**$ 1,698,732**	**$ 33,435**	**$ 1,698,732**	**$ 1,665,297**	**$ 1,631,862**	**$ 1,598,427**	**$ 1,564,993**	**$ 1,531,558**	**$ 1,498,123**	**$ 1,464,689**			
96																						
97		**TOTAL CLOUD COMPUTING AMORTIZATION**		**$ 11,254,138**					**$ 5,153,372**	**$ 6,369,242**	**$ 238,351**	**$ 6,369,242**	**$ 6,183,626**	**$ 6,003,079**	**$ 5,822,531**	**$ 5,641,983**	**$ 5,461,435**	**$ 5,307,853**	**$ 5,156,242**			
98																						
99		Notes:																				
100		1. The total balance as of 6/30/2024 aligns with the total of Accounts 174, 182.3, and 186 in relied file, "Detail Trial Balance (TYE Jun'24).xlsx", tab, "Rate Base".																				
101		2. This project has been moved to O&M due to insufficient charges.																				

Feb-25 (t)	Mar-25 (u)	Apr-25 (v)	May-25 (w)	Jun-25 (x)	Jul-25 (y)	Aug-25 (z)	Sep-25 (aa)	Oct-25 (ab)	Nov-25	Dec-25	Jan-26	Feb-26	Mar-26
$ 153,536	$ 149,386	$ 145,237	$ 141,087	$ 136,937	$ 132,788	$ 128,638	$ 124,488	$ 120,339	$ 116,189	$ 112,040	$ 107,890	$ 103,740	$ 99,591
$ 13,124	$ 10,937	$ 8,750	$ 6,562	$ 4,375	$ 2,187	$ -	$ -	$ -	$ -	$ -	$ -	$ -	$ -
$ 16,753	$ 16,312	$ 15,871	$ 15,431	$ 14,990	$ 14,549	$ 14,108	$ 13,667	$ 13,226	$ 12,785	$ 12,344	$ 11,904	$ 11,463	$ 11,022
$ 10,356	$ 10,084	$ 9,811	$ 9,539	$ 9,266	$ 8,994	$ 8,721	$ 8,449	$ 8,176	$ 7,903	$ 7,631	$ 7,358	$ 7,086	$ 6,813
$ 22,901	$ 20,039	$ 17,176	$ 14,313	$ 11,451	$ 8,588	$ 5,725	$ 2,863	$ -	$ -	$ -	$ -	$ -	$ -
$ 355	$ 284	$ 213	$ 142	$ 71	$ -	$ -	$ -	$ -	$ -	$ -	$ -	$ -	$ -
$ 11,218	$ 9,348	$ 7,479	$ 5,609	$ 3,739	$ 1,870	$ 0	$ -	$ -	$ -	$ -	$ -	$ -	$ -
$ 8,358	$ 6,268	$ 4,179	$ 2,089	$ -	$ -	$ -	$ -	$ -	$ -	$ -	$ -	$ -	$ -
$ -	$ -	$ -	$ -	$ -	$ -	$ -	$ -	$ -	$ -	$ -	$ -	$ -	$ -
$ -	$ -	$ -	$ -	$ -	$ -	$ -	$ -	$ -	$ -	$ -	$ -	$ -	$ -
$ -	$ -	$ -	$ -	$ -	$ -	$ -	$ -	$ -	$ -	$ -	$ -	$ -	$ -
$ -	$ -	$ -	$ -	$ -	$ -	$ -	$ -	$ -	$ -	$ -	$ -	$ -	$ -
$ 189,932	$ 184,799	$ 179,666	$ 174,532	$ 169,399	$ 164,266	$ 159,132	$ 153,999	$ 148,866	$ 143,732	$ 138,599	$ 133,466	$ 128,333	$ 123,199
$ -	$ -	$ -	$ -	$ -	$ -	$ -	$ -	$ -	$ -	$ -	$ -	$ -	$ -
$ 291,076	$ 282,255	$ 273,435	$ 264,614	$ 255,794	$ 246,973	$ 238,153	$ 229,332	$ 220,512	$ 211,692	$ 202,871	$ 194,051	$ 185,230	$ 176,410
$ -	$ -	$ -	$ -	$ -	$ -	$ -	$ -	$ -	$ -	$ -	$ -	$ -	$ -
$ 717,610	$ 689,713	$ 661,816	$ 633,919	$ 606,022	$ 580,214	$ 554,478	$ 532,798	$ 511,119	$ 492,302	$ 473,485	$ 454,668	$ 435,852	$ 417,035

Amortization

Jul-24	Aug-24	Sep-24	Oct-24	Nov-24	Dec-24	Jan-25	Feb-25	Mar-25
$ 4,150	$ 4,150	$ 4,150	$ 4,150	$ 4,150	$ 4,150	$ 4,150	$ 4,150	$ 4,150
2,187	2,187	2,187	2,187	2,187	2,187	2,187	2,187	2,187
441	441	441	441	441	441	441	441	441
273	273	273	273	273	273	273	273	273
2,863	2,863	2,863	2,863	2,863	2,863	2,863	2,863	2,863
71	71	71	71	71	71	71	71	71
1,870	1,870	1,870	1,870	1,870	1,870	1,870	1,870	1,870
2,089	2,089	2,089	2,089	2,089	2,089	2,089	2,089	2,089
1,970	1,970	1,970	1,970	1,970	1,970	-	-	-
-	-	-	-	-	-	-	-	-
-	-	-	-	-	-	-	-	-
-	-	-	-	-	-	-	-	-
5,133	5,133	5,133	5,133	5,133	5,133	5,133	5,133	5,133
5,068	-	-	-	-	-	-	-	-
8,820	8,820	8,820	8,820	8,820	8,820	8,820	8,820	8,820
-	-	-	-	-	-	-	-	-
$ 34,935	$ 29,867	$ 29,867	$ 29,867	$ 29,867	$ 29,867	$ 27,897	$ 27,897	$ 27,897

$ 138,188	$ 124,369	$ 110,550	$ 96,732	$ 82,913	$ 69,094	$ 55,275	$ 41,456	$ 27,638	$ 13,819	$ -	$ -	$ -	$ -
-	-	-	-	-	-	-	-	-	-	-	-	-	-
-	-	-	-	-	-	-	-	-	-	-	-	-	-
20,862	19,258	17,653	16,048	14,443	12,838	11,234	9,629	8,024	6,419	4,814	3,210	1,605	0
1,184,394	1,148,504	1,112,613	1,076,722	1,040,831	1,004,941	969,050	933,159	897,269	861,378	825,487	789,596	753,706	717,815

$ 13,819	$ 13,819	$ 13,819	$ 13,819	$ 13,819	$ 13,819	$ 13,819	$ 13,819	$ 13,819
26,966	26,966	26,966	26,966	26,966	-	-	-	-
-	-	-	-	-	-	-	-	-
1,605	1,605	1,605	1,605	1,605	1,605	1,605	1,605	1,605
35,891	35,891	35,891	35,891	35,891	35,891	35,891	35,891	35,891

135,720	132,052	128,384	124,716	121,048	117,379	113,711	110,043	106,375	102,707	99,039	95,371	91,703	88,035	3,668	3,668	3,668	3,668	3,668	3,668	3,668	3,668	3,668
$ 1,376,602	$ 1,341,304	$ 1,306,007	$ 1,270,709	$ 1,235,412	$ 1,200,114	$ 1,164,817	$ 1,129,519	$ 1,094,222	$ 1,058,924	$ 1,023,627	$ 988,329	$ 953,032	$ 917,734	35,297	35,297	35,297	35,297	35,297	35,297	35,297	35,297	35,297
2,855,766	2,765,487	2,675,207	2,584,927	2,494,647	2,404,367	2,314,087	2,223,807	2,133,527	2,043,247	1,952,967	1,876,506	1,800,045	1,723,584	$ 117,246	$ 117,246	$ 117,246	$ 117,246	$ 117,246	$ 90,280	$ 90,280	$ 90,280	$ 90,280
3,573,376	**3,455,199**	**3,337,022**	**3,218,845**	**3,100,669**	**2,984,581**	**2,868,565**	**2,756,605**	**2,644,646**	**2,535,549**	**2,426,452**	**2,331,175**	**2,235,897**	**2,140,619**	**$ 152,181**	**$ 147,113**	**$ 147,113**	**$ 147,113**	**$ 147,113**	**$ 120,147**	**$ 118,177**	**$ 118,177**	**$ 118,177**
71,067	59,222	47,378	35,533	23,689	11,844	-	-	-	-	-	-	-	-	11,844	11,844	11,844	11,844	11,844	11,844	11,844	11,844	11,844
1,360,187	1,338,597	1,317,007	1,295,416	1,273,826	1,252,236	1,230,646	1,209,055	1,187,465	1,165,875	1,144,284	1,122,694	1,101,104	1,079,514	21,590	21,590	21,590	21,590	21,590	21,590	21,590	21,590	21,590
$ 1,431,254	**$ 1,397,819**	**$ 1,364,384**	**$ 1,330,950**	**$ 1,297,515**	**$ 1,264,080**	**$ 1,230,646**	**$ 1,209,055**	**$ 1,187,465**	**$ 1,165,875**	**$ 1,144,284**	**$ 1,122,694**	**$ 1,101,104**	**$ 1,079,514**	**$ 33,435**	**$ 33,435**	**$ 33,435**	**$ 33,435**	**$ 33,435**	**$ 33,435**	**$ 33,435**	**$ 33,435**	**$ 33,435**
$ 5,004,630	**$ 4,853,018**	**$ 4,701,407**	**$ 4,549,795**	**$ 4,398,184**	**$ 4,248,661**	**$ 4,099,210**	**$ 3,965,661**	**$ 3,832,111**	**$ 3,701,424**	**$ 3,570,737**	**$ 3,453,869**	**$ 3,337,001**	**$ 3,220,132**	**$ 185,616**	**$ 180,548**	**$ 180,548**	**$ 180,548**	**$ 180,548**	**$ 153,582**	**$ 151,612**	**$ 151,612**	**$ 151,612**

Apr-25	May-25	Jun-25	Jul-25	Aug-25	Sep-25	Oct-25	Nov-25	Dec-25	Jan-26	Feb-26	Mar-26
$ 4,150	$ 4,150	$ 4,150	$ 4,150	$ 4,150	$ 4,150	$ 4,150	$ 4,150	$ 4,150	$ 4,150	$ 4,150	$ 4,150
2,187	2,187	2,187	2,187	2,187	-	-	-	-	-	-	-
441	441	441	441	441	441	441	441	441	441	441	441
273	273	273	273	273	273	273	273	273	273	273	273
2,863	2,863	2,863	2,863	2,863	2,863	2,863	-	-	-	-	-
71	71	71	71	-	-	-	-	-	-	-	-
1,870	1,870	1,870	1,870	1,870	0	-	-	-	-	-	-
2,089	2,089	2,089	-	-	-	-	-	-	-	-	-
-	-	-	-	-	-	-	-	-	-	-	-
-	-	-	-	-	-	-	-	-	-	-	-
-	-	-	-	-	-	-	-	-	-	-	-
-	-	-	-	-	-	-	-	-	-	-	-
5,133	5,133	5,133	5,133	5,133	5,133	5,133	5,133	5,133	5,133	5,133	5,133
-	-	-	-	-	-	-	-	-	-	-	-
8,820	8,820	8,820	8,820	8,820	8,820	8,820	8,820	8,820	8,820	8,820	8,820
-	-	-	-	-	-	-	-	-	-	-	-
$ 27,897	$ 27,897	$ 27,897	$ 25,808	$ 25,737	$ 21,679	$ 21,679	$ 18,817	$ 18,817	$ 18,817	$ 18,817	$ 18,817
$ 13,819	$ 13,819	$ 13,819	$ 13,819	$ 13,819	$ 13,819	$ 13,819	$ 13,819	$ 13,819	$ -	$ -	$ -
-	-	-	-	-	-	-	-	-	-	-	-
-	-	-	-	-	-	-	-	-	-	-	-
1,605	1,605	1,605	1,605	1,605	1,605	1,605	1,605	1,605	1,605	1,605	1,605
35,891	35,891	35,891	35,891	35,891	35,891	35,891	35,891	35,891	35,891	35,891	35,891

3,668	3,668	3,668	3,668	3,668	3,668	3,668	3,668	3,668	3,668	3,668	3,668
35,297	35,297	35,297	35,297	35,297	35,297	35,297	35,297	35,297	35,297	35,297	35,297
$ 90,280	$ 90,280	$ 90,280	$ 90,280	$ 90,280	$ 90,280	$ 90,280	$ 90,280	$ 90,280	$ 76,461	$ 76,461	$ 76,461
$ 118,177	**$ 118,177**	**$ 118,177**	**$ 116,087**	**$ 116,016**	**$ 111,959**	**$ 111,959**	**$ 109,097**	**$ 109,097**	**$ 95,278**	**$ 95,278**	**$ 95,278**
11,844	11,844	11,844	11,844	11,844	-	-	-	-	-	-	-
21,590	21,590	21,590	21,590	21,590	21,590	21,590	21,590	21,590	21,590	21,590	21,590
$ 33,435	**$ 33,435**	**$ 33,435**	**$ 33,435**	**$ 33,435**	**$ 21,590**	**$ 21,590**	**$ 21,590**	**$ 21,590**	**$ 21,590**	**$ 21,590**	**$ 21,590**
$ 151,612	**$ 151,612**	**$ 151,612**	**$ 149,522**	**$ 149,451**	**$ 133,550**	**$ 133,550**	**$ 130,687**	**$ 130,687**	**$ 116,868**	**$ 116,868**	**$ 116,868**

Atmos Energy Corporation - Kentucky Division (Div 009)
Depreciation Regulatory Liability - Account 2540-27913
Projected Balance at March 31, 2025 (Anticipated Rate Implementation Date)

Account 2540-27913 GL Balance at June 30, 2024	$	7,798,354
Projected Amortization:		
Jul-24		(136,978)
Aug-24		(136,978)
Sep-24		(136,978)
Oct-24		(136,978)
Nov-24		(136,978)
Dec-24		(136,978)
Jan-25		(136,978)
Feb-25		(136,978)
Mar-25		(136,978)
Account 2540-27913 Projected Balance at March 31, 2025	$	6,565,552
Amortize over 3 years	$	(182,376)
Apr-25		(182,376)
May-25		(182,376)
Jun-25		(182,376)
Jul-25		(182,376)
Aug-25		(182,376)
Sep-25		(182,376)
Oct-25		(182,376)
Nov-25		(182,376)
Dec-25		(182,376)
Jan-26		(182,376)
Feb-26		(182,376)
Mar-26		(182,376)
Account 2540-27913 Projected Balance at March 31, 2026	$	4,377,035

Atmos Energy Corporation - Kentucky Division (Div 009)
Depreciation Regulatory Liability - Account 2540-27913
Ending Balances from March 2022 through June 2024

Month	Company	Division	Division Description	Account	Account Description	Sub Account	Sub Account Description	Debit (Credit) Period End Balance
MAR-22	050	009	KY	2540	Other Regulatory Liabilities	27913	Reserve for rate case 2018-00281	(10,723,953)
APR-22	050	009	KY	2540	Other Regulatory Liabilities	27913	Reserve for rate case 2018-00281	(11,030,352)
MAY-22	050	009	KY	2540	Other Regulatory Liabilities	27913	Reserve for rate case 2018-00281	(11,336,751)
JUN-22	050	009	KY	2540	Other Regulatory Liabilities	27913	Reserve for rate case 2018-00281	(11,085,826)
JUL-22	050	009	KY	2540	Other Regulatory Liabilities	27913	Reserve for rate case 2018-00281	(10,948,848)
AUG-22	050	009	KY	2540	Other Regulatory Liabilities	27913	Reserve for rate case 2018-00281	(10,811,870)
SEP-22	050	009	KY	2540	Other Regulatory Liabilities	27913	Reserve for rate case 2018-00281	(10,674,892)
OCT-22	050	009	KY	2540	Other Regulatory Liabilities	27913	Reserve for rate case 2018-00281	(10,537,914)
NOV-22	050	009	KY	2540	Other Regulatory Liabilities	27913	Reserve for rate case 2018-00281	(10,400,936)
DEC-22	050	009	KY	2540	Other Regulatory Liabilities	27913	Reserve for rate case 2018-00281	(10,263,958)
JAN-23	050	009	KY	2540	Other Regulatory Liabilities	27913	Reserve for rate case 2018-00281	(10,126,980)
FEB-23	050	009	KY	2540	Other Regulatory Liabilities	27913	Reserve for rate case 2018-00281	(9,990,002)
MAR-23	050	009	KY	2540	Other Regulatory Liabilities	27913	Reserve for rate case 2018-00281	(9,853,024)
APR-23	050	009	KY	2540	Other Regulatory Liabilities	27913	Reserve for rate case 2018-00281	(9,716,046)
MAY-23	050	009	KY	2540	Other Regulatory Liabilities	27913	Reserve for rate case 2018-00281	(9,579,068)
JUN-23	050	009	KY	2540	Other Regulatory Liabilities	27913	Reserve for rate case 2018-00281	(9,442,090)
JUL-23	050	009	KY	2540	Other Regulatory Liabilities	27913	Reserve for rate case 2018-00281	(9,305,112)
AUG-23	050	009	KY	2540	Other Regulatory Liabilities	27913	Reserve for rate case 2018-00281	(9,168,134)
SEP-23	050	009	KY	2540	Other Regulatory Liabilities	27913	Reserve for rate case 2018-00281	(9,031,156)
OCT-23	050	009	KY	2540	Other Regulatory Liabilities	27913	Reserve for rate case 2018-00281	(8,894,178)
NOV-23	050	009	KY	2540	Other Regulatory Liabilities	27913	Reserve for rate case 2018-00281	(8,757,200)
DEC-23	050	009	KY	2540	Other Regulatory Liabilities	27913	Reserve for rate case 2018-00281	(8,620,222)
JAN-24	050	009	KY	2540	Other Regulatory Liabilities	27913	Reserve for rate case 2018-00281	(8,620,222)
FEB-24	050	009	KY	2540	Other Regulatory Liabilities	27913	Reserve for rate case 2018-00281	(8,346,266)
MAR-24	050	009	KY	2540	Other Regulatory Liabilities	27913	Reserve for rate case 2018-00281	(8,209,288)
APR-24	050	009	KY	2540	Other Regulatory Liabilities	27913	Reserve for rate case 2018-00281	(8,072,310)
MAY-24	050	009	KY	2540	Other Regulatory Liabilities	27913	Reserve for rate case 2018-00281	(7,935,332)
JUN-24	050	009	KY	2540	Other Regulatory Liabilities	27913	Reserve for rate case 2018-00281	(7,798,354)

Atmos Energy Corporation - Kentucky Division (Div 009)
Depreciation Regulatory Liability - Account 2540-27913
Monthly Activity from March 2022 through June 2024

Month	Journal Source	Je Category	Batch Name	Company	Account	Account Description	Sub Account	Sub Account Description	Division	Division Description	Debit	Credit	Debit (Credit) Net Amount
MAR-22	PowerPlant	CR-Manual	PowerPlant A 55193330	050	2540	Other Regulatory Liabilities	27913	Reserve for rate case 2018-00281	009	KY	-	306,399	(306,399)
APR-22	PowerPlant	CR-Manual	PowerPlant A 55447870	050	2540	Other Regulatory Liabilities	27913	Reserve for rate case 2018-00281	009	KY	-	306,399	(306,399)
MAY-22	PowerPlant	CR-Manual	PowerPlant A 55633136	050	2540	Other Regulatory Liabilities	27913	Reserve for rate case 2018-00281	009	KY	-	306,399	(306,399)
JUN-22	PowerPlant	CR-Manual	PowerPlant A 55849994	050	2540	Other Regulatory Liabilities	27913	Reserve for rate case 2018-00281	009	KY	250,925	-	250,925
JUL-22	PowerPlant	CR-Manual	PowerPlant A 56006286	050	2540	Other Regulatory Liabilities	27913	Reserve for rate case 2018-00281	009	KY	136,978	-	136,978
AUG-22	PowerPlant	CR-Manual	PowerPlant A 56204826	050	2540	Other Regulatory Liabilities	27913	Reserve for rate case 2018-00281	009	KY	136,978	-	136,978
SEP-22	PowerPlant	CR-Manual	PowerPlant A 56389307	050	2540	Other Regulatory Liabilities	27913	Reserve for rate case 2018-00281	009	KY	136,978	-	136,978
OCT-22	PowerPlant	CR-Manual	PowerPlant A 56594495	050	2540	Other Regulatory Liabilities	27913	Reserve for rate case 2018-00281	009	KY	136,978	-	136,978
NOV-22	PowerPlant	CR-Manual	PowerPlant A 56734103	050	2540	Other Regulatory Liabilities	27913	Reserve for rate case 2018-00281	009	KY	136,978	-	136,978
DEC-22	PowerPlant	CR-Manual	PowerPlant A 56884122	050	2540	Other Regulatory Liabilities	27913	Reserve for rate case 2018-00281	009	KY	136,978	-	136,978
JAN-23	PowerPlant	CR-Manual	PowerPlant A 57059498	050	2540	Other Regulatory Liabilities	27913	Reserve for rate case 2018-00281	009	KY	136,978	-	136,978
FEB-23	PowerPlant	CR-Manual	PowerPlant A 57221601	050	2540	Other Regulatory Liabilities	27913	Reserve for rate case 2018-00281	009	KY	136,978	-	136,978
MAR-23	PowerPlant	CR-Manual	PowerPlant A 57341899	050	2540	Other Regulatory Liabilities	27913	Reserve for rate case 2018-00281	009	KY	136,978	-	136,978
APR-23	PowerPlant	CR-Manual	PowerPlant A 57589881	050	2540	Other Regulatory Liabilities	27913	Reserve for rate case 2018-00281	009	KY	136,978	-	136,978
MAY-23	PowerPlant	CR-Manual	PowerPlant A 57816769	050	2540	Other Regulatory Liabilities	27913	Reserve for rate case 2018-00281	009	KY	136,978	-	136,978
JUN-23	PowerPlant	CR-Manual	PowerPlant A 58022020	050	2540	Other Regulatory Liabilities	27913	Reserve for rate case 2018-00281	009	KY	136,978	-	136,978
JUL-23	PowerPlant	CR-Manual	PowerPlant A 58199692	050	2540	Other Regulatory Liabilities	27913	Reserve for rate case 2018-00281	009	KY	136,978	-	136,978
AUG-23	PowerPlant	CR-Manual	PowerPlant A 58494855	050	2540	Other Regulatory Liabilities	27913	Reserve for rate case 2018-00281	009	KY	136,978	-	136,978
SEP-23	PowerPlant	CR-Manual	PowerPlant A 58701696	050	2540	Other Regulatory Liabilities	27913	Reserve for rate case 2018-00281	009	KY	136,978	-	136,978
OCT-23	PowerPlant	CR-Manual	PowerPlant A 58972253	050	2540	Other Regulatory Liabilities	27913	Reserve for rate case 2018-00281	009	KY	136,978	-	136,978
NOV-23	PowerPlant	CR-Manual	PowerPlant A 59174744	050	2540	Other Regulatory Liabilities	27913	Reserve for rate case 2018-00281	009	KY	136,978	-	136,978
DEC-23	PowerPlant	CR-Manual	PowerPlant A 59395648	050	2540	Other Regulatory Liabilities	27913	Reserve for rate case 2018-00281	009	KY	136,978	-	136,978
FEB-24	PowerPlant	CR-Manual	PowerPlant A 59847908	050	2540	Other Regulatory Liabilities	27913	Reserve for rate case 2018-00281	009	KY	273,956	-	273,956
MAR-24	PowerPlant	CR-Manual	PowerPlant A 60087945	050	2540	Other Regulatory Liabilities	27913	Reserve for rate case 2018-00281	009	KY	136,978	-	136,978
APR-24	PowerPlant	CR-Manual	PowerPlant A 60356473	050	2540	Other Regulatory Liabilities	27913	Reserve for rate case 2018-00281	009	KY	136,978	-	136,978
MAY-24	PowerPlant	CR-Manual	PowerPlant A 60542948	050	2540	Other Regulatory Liabilities	27913	Reserve for rate case 2018-00281	009	KY	136,978	-	136,978
JUN-24	PowerPlant	CR-Manual	PowerPlant A 60855586	050	2540	Other Regulatory Liabilities	27913	Reserve for rate case 2018-00281	009	KY	136,978	-	136,978

Atmos Energy Corporation - Kentucky Division (Div 009)
Cost of Service Reserve - Account 2420-27910
Ending Balances from March 2022 through June 2024

Month	Company	Division	Division Description	Account	Account Description	Sub Account	Sub Account Description	Debit (Credit) Period End Balance
MAR-22	050	009	KY	2420	Miscellaneous current and accrued liabilities	27910	Cost of Service Reserve	(57,684)
APR-22	050	009	KY	2420	Miscellaneous current and accrued liabilities	27910	Cost of Service Reserve	(57,684)
MAY-22	050	009	KY	2420	Miscellaneous current and accrued liabilities	27910	Cost of Service Reserve	(57,684)
JUN-22	050	009	KY	2420	Miscellaneous current and accrued liabilities	27910	Cost of Service Reserve	-

Atmos Energy Corporation - Kentucky Division (Div 009)
Cost of Service Reserve - Account 2420-27910
Monthly Activity from March 2022 through June 2024

Month	Journal Source	Je Category	Batch Name	Company	Account	Account Description	Sub Account	Sub Account Description	Division	Division Description	Line Description	Debit	Credit	Debit (Credit) Net Amount
JUN-22	Spreadsheet	Revenue	Int-20220614 Spreadsheet A 5915064 55733193	050	2420	Miscellaneous current and accrued liabilities	27910	Cost of Service Reserve	009	KY	Eliminate final balance-KY Cost of Service reserve	57,684	-	57,684

ATMOS ENERGY CORPORATION - KENTUCKY
SUMMARY OF RATES
TEST YEAR ENDING MARCH 31 2026

Line No.	Billing Component	Applicable Tariffs	Current Rate	Proposed Rate	
	(a)	(b)	(c)	(d)	(e)
1	**CUSTOMER CHARGES, $/month**				
2	Firm Services - Residential	G-1	$19.30	$25.00	
3	Firm Services - Non-Residential	G-1	66.00	75.00	
4	Interruptible Sales	G-2	520.00	685.00	
5	Firm Transportation	T-4	520.00	685.00	
6	Interruptible Transportation	T-3	520.00	685.00	
7					
8	**DISTRIBUTION CHARGES, $/Mcf**			-	
9	Firm Sales – Residential	G-1			
10	1-300 Mcf		$ 1.5483	$ 2.2951	
11	301-15000 Mcf		1.0762	1.5953	
12	Over 15000		0.8888	1.3175	
13	Firm Sales – Non-Residential	G-1			
14	1-300 Mcf		$ 1.5483	$ 2.2951	
15	301-15000 Mcf		1.0762	1.5953	
16	Over 15000		0.8888	1.3175	
17	Firm Transportation	T-4			
18	1-300 Mcf		$ 1.5483	$ 2.2951	
19	301-15000 Mcf		1.0762	1.5953	
20	Over 15000		0.8888	1.3175	
21	Interruptible Sales	G-2			
22	1-15000 Mcf		$ 0.9557	$ 1.2956	
23	Over 15000		0.7837	1.0624	
24	Interruptible Transportation	T-3			
25	1-15000 Mcf		$ 0.9557	$ 1.2956	
26	Over 15000		0.7837	1.0624	
27					
28	**OTHER CHARGES**				
29	Transp. Adm. Fee, $/Mcf	T-2, T-3, T-4	$ 50.00	$ 50.00	
30	Parking, $/Mcf	T-4, T-3	-	-	
31					
32			Current Rate	Proposed Rate	
33			Norm Hrs / After Hrs	Norm Hrs / After Hrs	
34	**SERVICE CHARGES**				
35	Meter Set		$ 3.00 / $ 44.00	$ 3.00 / $ 44.00	
36	Turn On		3.00 / 28.00	3.00 / 28.00	
37	Read		3.00 / 14.00	3.00 / 14.00	
38	Reconnect Delinquent Service		3.00 / 47.00	3.00 / 47.00	
39	Seasonal Charge		3.00 / 60.00	3.00 / 60.00	
40	Special Meter Reading Charge		- / N/A	- / N/A	
41	Meter Test Charge		20.00 / N/A	20.00 / N/A	
42	Returned Check Charge		4.00 / N/A	4.00 / N/A	
43	Class 1 EFM Equipment Charge		75.00 / N/A	75.00 / N/A	
44	Class 2 EFM Equipment Charge		175.00 / N/A	175.00 / N/A	
45	Late Payment Charge - Res		0.0% / 0.0%	0.0% / 0.0%	
46	Late Payment Charge - Com & PA		5.0% / 0.0%	5.0% / 0.0%	

Line No.	Account		Base Period – 12 Months Ending June 2024												Totals—
			Jul-23	Aug-23	Sep-23	Oct-23	Nov-23	Dec-23	Jan-24	Feb-24	Mar-24	Apr-24	May-24	Jun-24	Base Period
			(a)	(b)	(c)	(d)	(e)	(f)	(g)	(h)	(i)	(j)	(k)	(l)	(m)
1		OPERATING REVENUE													
2		Sales of Gas													
3	4800	Residential	3,969,752	3,792,268	3,784,927	4,486,490	7,992,002	11,381,338	13,142,262	13,301,826	10,193,121	7,610,648	5,193,077	3,977,901	88,825,612
4	4811	Commercial	2,046,599	1,875,323	1,860,977	2,171,283	3,866,691	5,448,425	6,290,068	6,326,432	4,920,480	3,738,436	2,568,384	1,984,127	43,097,225
5	4812	Industrial	141,720	141,882	141,904	155,109	299,684	470,920	721,523	619,728	423,089	323,864	309,635	151,177	3,900,235
6	4820	Other - Public Authority	238,581	212,040	214,855	267,365	542,688	799,886	929,126	927,559	699,601	502,032	316,691	221,343	5,871,767
7		Total Sales of Gas	6,396,653	6,021,512	6,002,663	7,080,248	12,701,065	18,100,569	21,082,979	21,175,545	16,236,291	12,174,980	8,387,787	6,334,548	141,694,839
8															
9		Other Operating Income													
10	4870	Forfeited Discounts	-	-	-	-	-	-	-	27,026	26,258	19,782	14,419	11,956	99,441
11	4880	Misc. Service Revenues	3,387	3,698	4,212	9,928	8,550	4,906	5,587	4,026	4,332	3,438	3,844	3,004	58,912
12	4893	Revenue From Transportation of Gas of Others	1,275,439	1,476,934	1,562,911	1,597,410	1,837,034	1,588,815	1,538,572	1,398,715	1,350,802	1,323,455	1,277,599	1,224,995	17,452,681
13	4893	Other Gas Revenue (Special Contracts)	224,506	270,434	240,831	215,894	256,669	240,852	258,976	304,934	280,519	294,857	274,116	255,651	3,118,240
14		Total Other Operating Income	1,503,333	1,751,066	1,807,954	1,823,232	2,102,252	1,834,573	1,803,134	1,734,700	1,661,912	1,641,531	1,569,978	1,495,607	20,729,274
15		Total Revenue	7,899,985	7,772,579	7,810,617	8,903,480	14,803,317	19,935,142	22,886,113	22,910,245	17,898,203	13,816,512	9,957,765	7,830,154	162,424,112
16															
17		Purchased Gas Costs	1,514,770	1,137,858	1,150,958	1,863,790	5,955,540	9,805,523	11,944,816	11,679,315	8,209,729	5,367,666	2,679,679	1,312,081	62,621,726
18															
19															
20		Gross Profit	6,385,216	6,634,720	6,659,659	7,039,690	8,847,777	10,129,618	10,941,298	11,230,929	9,688,474	8,448,846	7,278,085	6,518,073	99,802,386
21															
22															
23															
24		Storage Balance													
25															
26															
27															
28															

Line No.	Account		Jul-24	Aug-24	Sep-24	Oct-24	Nov-24	Dec-24	Jan-25	Feb-25	Mar-25	
			(n)	(o)	(p)	(q)	(r)	(s)	(t)	(u)	(v)	(w)
1		OPERATING REVENUE										
2		Sales of Gas										
3	4800	Residential	3,801,156	3,927,290	3,922,583	4,749,661	7,428,871	10,431,445	11,992,252	15,409,287	11,656,805	
4	4811	Commercial	1,887,757	2,012,202	1,998,651	2,367,384	3,567,916	4,972,941	5,719,509	7,414,296	5,705,585	
5	4812	Industrial	114,006	170,132	171,022	186,353	283,180	440,620	659,965	759,052	520,372	
6	4820	Other - Public Authority	212,177	233,256	236,396	298,803	491,252	718,589	832,258	1,102,301	825,297	
7		Total Sales of Gas	6,015,096	6,342,880	6,328,652	7,602,202	11,771,219	16,563,595	19,203,984	24,684,936	18,708,059	
8												
9		Other Operating Income										
10	4870	Forfeited Discounts	13,930	13,263	14,177	14,105	16,817	25,571	35,814	41,214	53,561	
11	4880	Misc. Service Revenues	3,387	3,698	4,212	9,928	8,550	4,906	5,587	4,026	4,332	
12	4893	Revenue From Transportation of Gas of Others	1,275,439	1,476,934	1,562,911	1,597,410	1,837,034	1,588,815	1,538,572	1,398,715	1,350,802	
13	4893	Other Gas Revenue (Special Contracts)	224,506	270,434	240,831	215,894	256,669	240,852	258,976	304,934	280,519	
14		Total Other Operating Income	1,517,263	1,764,329	1,822,131	1,837,338	2,119,069	1,860,144	1,838,948	1,748,888	1,689,215	
15		Total Revenue	7,532,359	8,107,209	8,150,783	9,439,540	13,890,288	18,423,739	21,042,932	26,433,824	20,397,274	
16												
17		Purchased Gas Costs	1,129,288	1,455,295	1,473,037	2,381,592	5,020,343	8,262,032	10,058,758	15,181,336	10,675,235	
18												
19												
20		Gross Profit	6,403,071	6,651,914	6,677,746	7,057,948	8,869,945	10,161,707	10,984,174	11,252,488	9,722,039	
21												
22												
23												
24		Storage Balance	16,917,150	18,070,893	19,869,475	21,715,423	18,850,359	14,105,108	8,762,950	1,628,482	(4,613,647)	
25												
26												
27												
28												

Line No.	Account		Test Period – 12 Months Ending March 2026												Totals—
			Apr-25	May-25	Jun-25	Jul-25	Aug-25	Sep-25	Oct-25	Nov-25	Dec-25	Jan-26	Feb-26	Mar-26	Test period
			(x)	(y)	(z)	(aa)	(ab)	(ac)	(ad)	(ae)	(af)	(ag)	(ah)	(ai)	(aj)
1		OPERATING REVENUE													
2		Sales of Gas													
3	4800	Residential	8,538,618	5,934,429	4,292,695	4,063,744	4,114,451	4,113,391	5,114,451	9,311,835	13,607,654	15,837,597	16,032,941	12,089,949	103,051,755
4	4811	Commercial	4,271,267	3,061,247	2,273,715	2,150,099	2,200,779	2,188,344	2,638,128	4,615,856	6,633,460	7,709,056	7,751,955	5,949,916	51,443,822
5	4812	Industrial	398,734	434,240	214,018	156,849	209,345	211,452	229,725	386,090	609,267	931,776	800,144	548,992	5,130,632
6	4820	Other - Public Authority	586,216	395,283	266,073	253,301	262,665	266,256	342,380	663,241	990,426	1,156,162	1,154,012	862,494	7,198,509
7		Total Sales of Gas	13,794,836	9,825,198	7,046,502	6,623,993	6,787,240	6,779,443	8,324,684	14,977,021	21,840,808	25,634,590	25,739,052	19,451,351	166,824,719
8															
9		Other Operating Income													
10	4870	Forfeited Discounts	41,096	30,594	21,780	16,033	15,172	15,548	15,486	18,793	33,240	47,958	55,753	56,008	367,462
11	4880	Misc. Service Revenues	3,438	3,844	3,004	3,387	3,698	4,212	9,928	8,550	4,906	5,587	4,026	4,332	58,912
12	4893	Revenue From Transportation of Gas of Others	1,323,455	1,277,599	1,224,995	1,275,439	1,476,934	1,562,911	1,597,410	1,837,034	1,588,815	1,538,572	1,398,715	1,350,802	17,452,681
13	4893	Other Gas Revenue (Special Contracts)	294,857	274,116	255,651	224,506	270,434	240,831	215,894	256,669	240,852	258,976	304,934	280,519	3,118,240
14		Total Other Operating Income	1,662,846	1,586,153	1,505,430	1,519,366	1,766,238	1,823,502	1,838,718	2,121,046	1,867,813	1,851,093	1,763,428	1,691,662	20,997,295
15		Total Revenue	15,457,682	11,411,351	8,551,932	8,143,359	8,553,478	8,602,946	10,163,402	17,098,067	23,708,621	27,485,683	27,502,479	21,143,013	187,822,013
16															
17		Purchased Gas Costs	6,982,219	4,112,630	2,020,054	1,734,260	1,895,724	1,919,919	3,099,922	8,220,795	13,532,728	16,482,302	16,228,082	11,412,264	87,640,898
18															
19															
20		Gross Profit	8,475,463	7,298,721	6,531,878	6,409,099	6,657,754	6,683,026	7,063,480	8,877,272	10,175,893	11,003,381	11,274,397	9,730,749	100,181,115
21															
22															
23															
24		Storage Balance	(866,643)	2,940,314	6,942,441	11,158,870	15,380,402	19,682,298	24,334,988	21,164,722	15,918,589	10,013,767	2,119,080	(4,797,385)	
25															
26															
27														Storage	
28														13-month avg	9,182,907

Line No.	Account		Fiscal Years 2024	2025	2026	2027	2028	2029
			(ak)	(al)	(am)	(an)	(ao)	(ap)
1		OPERATING REVENUE	2024	2025	2026	2027	2028	2029
2		Sales of Gas						
3	4800	Residential	88,929,693	92,725,651	103,672,727	105,137,090	104,815,041	104,295,359
4	4811	Commercial	43,212,936	45,893,082	51,926,638	52,839,457	52,778,411	52,635,221
5	4812	Industrial	3,929,888	4,474,180	5,214,769	5,315,173	5,281,062	5,242,052
6	4820	Other - Public Authority	5,888,121	6,298,294	7,268,771	7,394,870	7,362,028	7,315,728
7		Total Sales of Gas	141,960,639	149,391,207	168,082,905	170,686,589	170,236,542	169,488,360
8								
9		Other Operating Income						
10	4870	Forfeited Discounts	140,811	327,305	372,434	379,253	378,740	377,477
11	4880	Misc. Service Revenues	58,912	58,912	58,912	58,912	58,912	58,912
12	4893	Revenue From Transportation of Gas of Others	17,452,681	17,452,681	17,452,681	17,452,681	17,452,681	17,452,681
13	4893	Other Gas Revenue (Special Contracts)	3,118,240	3,118,240	3,118,240	3,118,240	3,118,240	3,118,240
14		Total Other Operating Income	20,770,643	20,957,138	21,002,266	21,009,086	21,008,573	21,007,310
15		Total Revenue	162,731,282	170,348,345	189,085,171	191,695,675	191,245,115	190,495,670
16								
17		Purchased Gas Costs	62,875,761	70,244,102	88,873,572	91,415,025	90,902,746	90,092,340
18								
19								
20		Gross Profit	99,855,521	100,104,242	100,211,599	100,280,650	100,342,369	100,403,330
21								
22								
23								
24		Storage Balance						
25								
26								
27								
28								

Line No.		Base Period – 12 Months Ending June 2024												Totals—
		Jul-23	Aug-23	Sep-23	Oct-23	Nov-23	Dec-23	Jan-24	Feb-24	Mar-24	Apr-24	May-24	Jun-24	Base Period
		(a)	(b)	(c)	(d)	(e)	(f)	(g)	(h)	(i)	(j)	(k)	(l)	(m)
1	**CUSTOMERS**													
2	Residential	158,859	158,643	157,525	158,693	160,008	161,112	162,059	162,229	162,136	162,288	161,528	160,443	160,460
3	Commercial	17,808	17,754	17,633	17,837	18,263	18,539	18,802	18,784	18,797	18,837	18,540	18,169	18,314
4	Industrial	208	220	214	216	219	213	213	220	221	219	218	216	216
5	Other - Public Authority	1,490	1,493	1,496	1,504	1,502	1,507	1,516	1,503	1,507	1,504	1,513	1,483	1,502
6	Total	178,365	178,110	176,868	178,250	179,992	181,371	182,590	182,736	182,661	182,848	181,799	180,311	180,492
7	**MCF (Cycle Bill Month)**													
8	Residential	153,941	153,732	156,728	299,635	904,852	1,526,317	1,847,868	2,003,113	1,391,215	882,027	434,614	184,549	9,938,593
9	Commercial	149,858	149,413	150,315	215,718	496,215	787,747	944,515	1,015,007	731,657	495,598	284,074	166,111	5,586,229
10	Industrial	24,794	31,714	32,581	35,057	59,259	94,879	144,175	131,924	91,850	70,586	72,375	36,187	825,382
11	Other - Public Authority	24,109	24,156	24,526	35,794	82,649	130,630	155,651	166,090	119,473	80,016	46,074	26,223	915,391
12	Total	352,702	359,015	364,151	586,203	1,542,976	2,539,574	3,092,210	3,316,134	2,334,195	1,528,227	837,138	413,070	17,265,595
13														
14														
15														
16														
17														
18														
19														
20	**Transportation**													
21	Customers													
22	Tariff	188	188	188	188	188	189	189	189	189	189	189	189	189
23	Contract	12	12	12	12	12	12	13	13	13	13	13	13	13
24	Total	201	201	201	201	201	202	203	203	203	203	203	203	202
25														
26	Volume (Mcf)													
27	Tariff	1,192,501	1,407,206	1,489,777	1,519,789	1,769,754	1,514,408	1,469,776	1,322,264	1,275,323	1,245,431	1,193,348	1,124,977	16,524,554
28	Contract	1,095,712	1,171,326	1,223,327	1,296,950	1,535,324	1,391,760	1,467,401	1,320,464	1,275,923	1,174,025	1,325,397	1,227,574	15,505,182
29	Total	2,288,212	2,578,532	2,713,104	2,816,739	3,305,078	2,906,167	2,937,177	2,642,728	2,551,246	2,419,455	2,518,746	2,352,552	32,029,736
30														
31														
32														
33														

Line No.		Jul-24	Aug-24	Sep-24	Oct-24	Nov-24	Dec-24	Jan-25	Feb-25	Mar-25	
		(n)	(o)	(p)	(q)	(r)	(s)	(t)	(u)	(v)	(w)
1	**CUSTOMERS**										
2	Residential	158,859	158,643	157,525	158,693	160,008	161,112	162,059	162,229	162,136	
3	Commercial	17,858	17,804	17,683	17,887	18,313	18,589	18,852	18,834	18,847	
4	Industrial	208	220	214	216	219	213	213	220	221	
5	Other - Public Authority	1,490	1,493	1,496	1,504	1,502	1,507	1,516	1,503	1,507	
6	Total	178,415	178,160	176,918	178,300	180,042	181,421	182,640	182,786	182,711	
7	**MCF (Cycle Bill Month)**										
8	Residential	153,941	153,732	156,728	299,635	904,852	1,526,318	1,847,869	2,003,113	1,391,215	
9	Commercial	150,279	149,834	150,741	216,326	497,592	789,903	947,065	1,017,749	733,631	
10	Industrial	24,794	31,714	32,581	35,057	59,259	94,879	144,175	131,924	91,850	
11	Other - Public Authority	24,109	24,156	24,526	35,794	82,649	130,630	155,651	166,090	119,473	
12	Total	353,123	359,436	364,577	586,812	1,544,352	2,541,730	3,094,760	3,318,876	2,336,168	
13											
14											
15											
16											
17											
18											
19											
20	**Transportation**										
21	Customers										
22	Tariff	188	188	188	188	188	189	189	189	189	
23	Contract	12	12	12	12	12	12	13	13	13	
24	Total	201	201	201	201	201	202	203	203	203	
25											
26	Volume (Mcf)										
27	Tariff	1,192,501	1,407,206	1,489,777	1,519,789	1,769,754	1,514,408	1,469,776	1,322,264	1,275,323	
28	Contract	1,095,712	1,171,326	1,223,327	1,296,950	1,535,324	1,391,760	1,467,401	1,320,464	1,275,923	
29	Total	2,288,212	2,578,532	2,713,104	2,816,739	3,305,078	2,906,167	2,937,177	2,642,728	2,551,246	
30											
31											
32											
33											

Line No.		Test Period – 12 Months Ending March 2026												Totals—
		Apr-25	May-25	Jun-25	Jul-25	Aug-25	Sep-25	Oct-25	Nov-25	Dec-25	Jan-26	Feb-26	Mar-26	Test period
		(x)	(y)	(z)	(aa)	(ab)	(ac)	(ad)	(ae)	(af)	(ag)	(ah)	(ai)	(aj)
1	**CUSTOMERS**													
2	Residential	162,288	161,528	160,443	158,859	158,643	157,525	158,693	160,008	161,112	162,059	162,229	162,136	160,460
3	Commercial	18,887	18,590	18,219	17,908	17,854	17,733	17,937	18,363	18,639	18,902	18,884	18,897	18,401
4	Industrial	219	218	216	208	220	214	216	219	213	213	220	221	216
5	Other - Public Authority	1,504	1,513	1,483	1,490	1,493	1,496	1,504	1,502	1,507	1,516	1,503	1,507	1,502
6	Total	182,898	181,849	180,361	178,465	178,210	176,968	178,350	180,092	181,471	182,690	182,836	182,761	180,579
7	**MCF (Cycle Bill Month)**													
8	Residential	882,026	434,614	184,549	153,941	153,732	156,728	299,635	904,852	1,526,318	1,847,869	2,003,113	1,391,215	9,938,593
9	Commercial	496,929	284,847	166,568	150,699	150,255	151,167	216,934	498,969	792,059	949,615	1,020,492	735,605	5,614,138
10	Industrial	70,586	72,375	36,187	24,794	31,714	32,581	35,057	59,259	94,879	144,175	131,924	91,850	825,382
11	Other - Public Authority	80,016	46,074	26,223	24,109	24,156	24,526	35,794	82,649	130,630	155,651	166,090	119,473	915,391
12	Total	1,529,558	837,911	413,527	353,543	359,857	365,003	587,420	1,545,729	2,543,886	3,097,310	3,321,619	2,338,142	17,293,505
13														
14														61.94
15														305.10
16														3,813.86
17														609.65
18														95.77
19														
20	**Transportation**													
21	Customers													
22	Tariff	189	189	189	188	188	188	188	188	189	189	189	189	189
23	Contract	13	13	13	12	12	12	12	12	12	13	13	13	13
24	Total	203	203	203	201	201	201	201	201	202	203	203	203	202
25														
26	Volume (Mcf)													
27	Tariff	1,245,431	1,193,348	1,124,977	1,192,501	1,407,206	1,489,777	1,519,789	1,769,754	1,514,408	1,469,776	1,322,264	1,275,323	16,524,554
28	Contract	1,174,025	1,325,397	1,227,574	1,095,712	1,171,326	1,223,327	1,296,950	1,535,324	1,391,760	1,467,401	1,320,464	1,275,923	15,505,182
29	Total	2,419,455	2,518,746	2,352,552	2,288,212	2,578,532	2,713,104	2,816,739	3,305,078	2,906,167	2,937,177	2,642,728	2,551,246	32,029,736
30														
31													Transportation Volume (Mcf) per Customer:	Tariff
32														Contract
33														Total

Line No.		Fiscal Years 2024	2025	2026	2027	2028	2029
		(ak)	(al)	(am)	(an)	(ao)	(ap)
1	**CUSTOMERS**						
2	Residential	160,460	160,460	160,460	160,460	160,460	160,460
3	Commercial	18,326	18,376	18,426	18,476	18,526	18,576
4	Industrial	216	216	216	216	216	216
5	Other - Public Authority	1,502	1,502	1,502	1,502	1,502	1,502
6	Total	180,504	180,554	180,604	180,654	180,704	180,754
7	**MCF (Cycle Bill Month)**						
8	Residential	9,938,593	9,938,593	9,938,593	9,938,593	9,938,593	9,938,593
9	Commercial	5,587,496	5,602,731	5,617,967	5,633,206	5,648,444	5,663,677
10	Industrial	825,382	825,382	825,382	825,382	825,382	825,382
11	Other - Public Authority	915,391	915,391	915,391	915,391	915,391	915,391
12	Total	17,266,863	17,282,098	17,297,333	17,312,572	17,327,810	17,343,043
13							
14		61.94	61.94	61.94	61.94	61.94	61.94
15		304.89	304.89	304.89	304.89	304.89	304.89
16		3,813.86	3,813.86	3,813.86	3,813.86	3,813.86	3,813.86
17		609.65	609.65	609.65	609.65	609.65	609.65
18		95.66	95.72	95.77	95.83	95.89	95.95
19							
20	**Transportation**						
21	Customers						
22	Tariff	189	189	189	189	189	189
23	Contract	13	13	13	13	13	13
24	Total	202	202	202	202	202	202
25							
26	Volume (Mcf)						
27	Tariff	16,524,554	16,524,554	16,524,554	16,524,554	16,524,554	16,524,554
28	Contract	15,505,182	15,505,182	15,505,182	15,505,182	15,505,182	15,505,182
29	Total	32,029,736	32,029,736	32,029,736	32,029,736	32,029,736	32,029,736
30							
31		87,464	87,464	87,464	87,464	87,464	87,464
32		1,206,990	1,206,990	1,206,990	1,206,990	1,206,990	1,206,990
33		158,739	158,739	158,739	158,739	158,739	158,739

ATMOS ENERGY CORPORATION – KENTUCKY
BILL FREQUENCY DATA
REFERENCE PERIOD - TWELVE MONTHS ENDING 06/30/2024

Line No.	Class of Customers	Jul-23	Aug-23	Sep-23	Oct-23	Nov-23	Dec-23	Jan-24	Feb-24	Mar-24	Apr-24	May-24	Jun-24	Number Of Bills	Mcf	Rate	Total Revenue
		(a)	(b)	(c)	(d)	(e)	(f)	(g)	(h)	(i)	(j)	(k)	(l)	(m)	(n)	(o)	(p)
1	RESIDENTIAL (Rate G-1)																
2	FIRM BILLS	158,859	158,643	157,525	158,693	160,008	161,112	162,059	162,229	162,136	162,288	161,528	160,443	1,925,523		$19.30	$37,162,594
3	Sales: 1-300	164,018	143,655	162,593	210,110	597,469	1,216,075	1,994,247	1,802,824	1,055,528	767,067	312,100	185,751		8,611,439	1.5483	13,333,091
4	Sales: 301-15000	0	0	0	309	0	0	0	0	0	0	0	0		309	1.0762	332
5	Sales: Over 15000	0	0	0	0	0	0	0	0	0	0	0	0		0	0.8888	0
6	CLASS TOTAL (Mcf/month)	164,018	143,655	162,593	210,419	597,469	1,216,075	1,994,247	1,802,824	1,055,528	767,067	312,100	185,751	1,925,523	8,611,748		$50,496,017
7																	
8	FIRM COMMERCIAL (Rate G-1)																
9	FIRM BILLS	17,806	17,752	17,631	17,835	18,260	18,536	18,799	18,781	18,794	18,834	18,536	18,167	219,731		66.00	$14,502,246
10	Sales: 1-300	139,966	123,658	150,225	173,616	299,972	539,445	862,990	785,289	486,240	366,400	193,319	149,396		4,270,516	1.5483	6,612,039
11	Sales: 301-15000	21,463	14,136	50,017	78,742	42,365	72,611	156,952	123,852	54,190	37,375	20,833	19,686		692,223	1.0762	744,970
12	Sales: Over 15000	0	0	0	0	0	0	0	0	0	0	0	0		0	0.8888	0
13	CLASS TOTAL (Mcf/month)	161,429	137,795	200,243	252,358	342,336	612,056	1,019,942	909,141	540,430	403,775	214,153	169,082	219,731	4,962,739		$21,859,256
14																	
15	FIRM INDUSTRIAL (Rate G-1)																
16	FIRM BILLS	202	214	208	210	213	208	205	212	215	213	212	210	2,522		$66.00	$166,452
17	Sales: 1-300	8,452	8,628	9,211	10,771	23,719	33,813	43,948	45,008	34,440	27,358	16,430	9,573		271,351	1.5483	420,133
18	Sales: 301-15000	7,424	12,968	10,541	12,654	20,701	38,318	78,266	67,506	33,568	20,925	37,319	8,543		348,734	1.0762	375,307
19	Sales: Over 15000	-	-	-	-	-	-	-	-	-	-	-	-		0	0.8888	0
20	CLASS TOTAL (Mcf/month)	15,875	21,596	19,752	23,425	44,420	72,131	122,214	112,515	68,009	48,282	53,749	18,117	2,522	620,085		$961,892
21																	
22	FIRM PUBLIC AUTHORITY (Rate G-1)																
23	FIRM BILLS	1,490	1,493	1,496	1,504	1,502	1,507	1,516	1,503	1,507	1,504	1,513	1,483	18,018		$66.00	$1,189,188
24	Sales: 1-300	22,334	20,476	24,093	31,351	53,768	88,124	129,129	121,154	80,448	61,796	38,581	24,163		695,417	1.5483	1,076,715
25	Sales: 301-15000	2,875	2,580	900	4,146	6,764	12,252	31,691	28,565	10,449	6,337	6,665	4,029		117,253	1.0762	126,188
26	Sales: Over 15000	0	0	0	0	0	0	0	0	0	0	0	0		0	0.8888	0
27	CLASS TOTAL (Mcf/month)	25,209	23,056	24,993	35,497	60,532	100,376	160,820	149,719	90,897	68,133	45,246	28,192	18,018	812,670		$2,392,090
28																	
29	INTERRUPTIBLE COMMERCIAL (G-2)																
30	INT BILLS	2	2	2	2	3	3	3	3	3	3	4	2	32		520.00	$16,640
31	Sales: 1-15000	19	29	122	44	170	970	1,488	1,868	1,099	543	398	59		6,810	0.9557	6,509
32	Sales: Over 15000	-	-	-	-	-	-	-	-	-	-	-	-		0	0.7837	0
33	CLASS TOTAL (Mcf/month)	19	29	122	44	170	970	1,488	1,868	1,099	543	398	59	32	6,810		$23,149
34																	
35	INTERRUPTIBLE INDUSTRIAL (G-2)																
36	INT BILLS	5	5	6	6	6	5	8	8	6	6	6	6	73		520.00	$37,960
37	Sales: 1-15000	1,621	2,041	2,038	1,557	1,833	1,436	1,910	1,861	2,105	2,078	2,200	1,286		21,967	0.9557	20,994
38	Sales: Over 15000	7,296	8,056	10,760	10,023	14,052	20,977	20,051	17,548	21,736	20,225	16,426	16,784		183,933	0.7837	144,149
39	CLASS TOTAL (Mcf/month)	8,916	10,097	12,798	11,580	15,885	22,413	21,961	19,409	23,841	22,304	18,627	18,070	73	205,901		$203,103

ATMOS ENERGY CORPORATION – KENTUCKY
BILL FREQUENCY DATA
REFERENCE PERIOD - TWELVE MONTHS ENDING 06/30/2024

Line No.	Class of Customers	Jul-23	Aug-23	Sep-23	Oct-23	Nov-23	Dec-23	Jan-24	Feb-24	Mar-24	Apr-24	May-24	Jun-24	Number Of Bills	Mcf	Rate	Total Revenue
		(a)	(b)	(c)	(d)	(e)	(f)	(g)	(h)	(i)	(j)	(k)	(l)	(m)	(n)	(o)	(p)
40																	
41	TRANSPORTATION (T-4)																
42	TRANSPORTATION BILLS	119	119	119	119	119	121	119	118	119	119	120	119	1,434		520.00	$745,760
43	Trans Admin Fee	$5,950	$5,950	$5,950	$5,950	$5,950	$6,050	$5,950	$5,900	$6,000	$5,950	$6,000	$5,950				71,550
44	EFM Fee	$6,900	$7,050	$6,900	$7,050	$7,050	$7,200	$7,125	$7,200	$7,050	$7,125	$7,200	$7,200				85,050
45	Parking Fee	$0	$0	$0	$0	$0	$0	$0	$0	$0	$0	$0	$0				0
46	Firm Transport: 1-300	31,464	34,124	35,729	35,897	35,700	35,611	35,441	33,941	32,106	31,435	30,899	31,273		403,618	1.5483	624,923
47	Firm Transport: 301-15000	406,807	472,060	525,686	564,244	673,390	551,813	504,734	442,110	411,247	405,428	397,102	411,062		5,765,684	1.0762	6,205,029
48	Firm Transport: Over 15000	108,610	143,399	152,185	135,722	214,738	172,590	174,297	147,987	135,463	111,234	107,871	116,961		1,721,058	0.8888	1,529,676
49	CLASS TOTAL (Mcf/month)	546,881	649,583	713,600	735,862	923,828	760,015	714,472	624,039	578,815	548,097	535,872	559,296	1,434	7,890,360		$9,261,987
50																	
51	ECONOMIC DEV RIDER (EDR)																
52	Firm Transport: 1-300	0	0	0	0	0	0	0	0	0	0	0	0		0	1.1612	$0
53	Firm Transport: 301-15000	0	0	0	0	0	0	0	0	0	0	0	0		0	0.8072	0
54	Firm Transport: Over 15000	0	0	0	0	0	0	0	0	0	0	0	0		0	0.6666	0
55	CLASS TOTAL (Mcf/month)	0	0	0	0	0	0	0	0	0	0	0	0		0		$0
56																	
57	TRANSPORTATION (T-3)																
58	TRANSPORTATION BILLS	70	70	70	70	70	70	70	70	71	71	71	71	844		520.00	$438,880
59	Trans Admin Fee	$3,450	$3,450	$3,450	$3,450	$3,450	$3,450	$3,450	$3,450	$3,500	$3,500	$3,500	$3,500				41,600
60	EFM Fee	$3,900	$3,900	$3,900	$3,900	$3,900	$3,900	$3,900	$3,900	$3,975	$3,975	$3,975	$3,975				47,100
61	Parking Fee	$0	$0	$0	$0	$0	$0	$0	$0	$0	$0	$0	$0				0
62	Interrupt Transport: 1-15000	397,640	442,352	463,475	463,884	486,045	445,165	434,683	424,391	423,537	416,313	401,974	388,998		5,188,458	0.9557	4,958,609
63	Interrupt Transport: Over 15000	247,659	313,001	310,633	314,148	354,311	308,384	319,776	277,574	270,524	272,196	245,261	173,601		3,407,069	0.7837	2,670,120
64	CLASS TOTAL (Mcf/month)	645,299	755,353	774,107	778,032	840,356	753,549	754,460	701,965	694,061	688,509	647,235	562,599	844	8,595,526		$8,156,309
65																	
66	SPECIAL CONTRACTS																
67	TRANSPORTATION BILLS	13	13	13	13	13	13	14	14	14	14	13	13	164		520.00	$85,360
68	Trans Admin Fee	$650	$650	$650	$650	$650	$650	$700	$700	$700	$700	$650	$650				8,000
69	EFM Fee	$750	$750	$750	$750	$750	$750	$825	$825	$825	$825	$750	$750				9,300
70	Parking / Pooling Fees	$0	$0	$0	$0	$0	$0	$0	$0	$0	$0	$0	$0				0
71	Transported Volumes	1,070,907	1,145,895	1,197,327	1,267,205	1,506,121	1,364,198	1,441,195	1,295,904	1,248,479	1,144,871	1,295,397	1,197,574		15,175,074	Various	
72	Charges for Transport Volumes	$198,184	$243,680	$213,683	$186,162	$227,311	$212,628	$231,042	$278,119	$251,729	$264,888	$243,563	$225,099				2,776,087
73	CLASS TOTAL (Mcf/month)	1,070,907	1,145,895	1,197,327	1,267,205	1,506,121	1,364,198	1,441,195	1,295,904	1,248,479	1,144,871	1,295,397	1,197,574	164	15,175,074		$2,878,747

ATMOS ENERGY CORPORATION – KENTUCKY
SUMMARY OF REVENUE AT PRESENT RATES
TEST YEAR ENDING MARCH 31 2026

			Reference Period - Twelve Months Ending 06/30/2024					Forward-looking Adjustments To Test Year				
Line No.	Description	Block (Mcf)	Number of Bills, Units	Volumes As Metered	Contract Adj. Bills and Volumes	Weather Adj. Volumes (NOAA 2004–2024)	Total Volumes	Customer Growth Forecast	Conservation & Efficiency Adjustments	Total Test Year Volumes	Present Margin	Present Revenue
			(a)	(b)	(c)	(d)	(e)	(f)	(g)	(i)	(j)	(k)
1	Sales											
2	Firm Sales (G-1)	Customer Chrg	1,925,523					0			$19.30	$37,162,594
3		Customer Chrg	240,271		2			1,052			66.00	15,927,450
4		0 - 300		13,848,723	506	1,982,025	15,831,254	24,087	0	15,855,342	1.5483	24,548,826
5		301 - 15,000		1,158,518	(1,109)	64,221	1,221,630	3,822	0	1,225,452	1.0762	1,318,831
6		Over 15,000		0	0	0	0	0	0	-	0.8888	0
7	Interruptible Sales (G-2)	Customer Chrg	105		0						520.00	54,600
8		0 - 15,000		28,778	0		28,778			28,778	0.9557	27,503
9		Over 15,000		183,933	0		183,933			183,933	0.7837	144,149
10												
11	Transportation											
12	Customer Charges (T-4)	Customer Chrg	1,434		(19)						520.00	735,880
13	Customer Charges (T-3)	Customer Chrg	844		8						520.00	443,040
14	Customer Charges (SpK)	Customer Chrg	164		(10)						520.00	80,160
15	Transp. Adm. Fee	Customer Chrg	2,423		(21)						50.00	120,100
16	Parked Volumes [1]			-	0						0.00	0
17	EFM Charges										Various	139,875
18	Firm Transportation (T-4)	0 - 300		403,618	2,867		406,485			406,485	1.5483	629,361
19		301 - 15,000		5,765,684	21,096		5,786,780			5,786,780	1.0762	6,227,732
20		Over 15,000		1,721,058	(4,252)		1,716,805			1,716,805	0.8888	1,525,897
21	Economic Dev Rider (EDR)	301 - 15,000		0	0		0			0	0.8072	0
22		Over 15,000		0	0		0			0	0.6666	0
23	Interruptible Transportation (T-3)	0 - 15,000		5,188,458	18,957		5,207,415			5,207,415	0.9557	4,976,726
24		Over 15,000		3,407,069	0		3,407,069			3,407,069	0.7837	2,670,120
25	Total Special Contracts [2]			15,175,074	330,108		15,505,182			15,505,182	Various	3,022,030
26												
27	Total Tariff		2,168,341	46,880,912	368,173	2,046,246	49,295,331	28,962	0	49,323,241		99,754,874
28												
29	Other Revenues											58,912
30	Late Payment Fees											367,462
31	Total Gross Profit											100,181,248
32												
33	Gas Costs											87,640,898
34												
35	Total Revenue											$ 187,822,146
36												

37 [1] Parked Volumes not included in Total Deliveries.
38 [2] Based on confidential information.

ATMOS ENERGY CORPORATION – KENTUCKY
VOLUME AND CONTRACT ADJUSTMENTS
REFERENCE PERIOD - TWELVE MONTHS ENDING 06/30/2024

Line No.	Class of Customers	Jul-23	Aug-23	Sep-23	Oct-23	Nov-23	Dec-23	Jan-24	Feb-24	Mar-24	Apr-24	May-24	Jun-24	Number Of Bills	Mcf	Rate	Total Revenue
		(a)	(b)	(c)	(d)	(e)	(f)	(g)	(h)	(i)	(j)	(k)	(l)	(m)	(n)	(o)	(p)
1	RESIDENTIAL (Rate G-1)																
2	FIRM BILLS													0		$19.30	$0
3	Sales: 1-300	0	0	0	309	0	0	0	0	0	0	0	0		309	1.5483	478
4	Sales: 301-15000	0	0	0	(309)	0	0	0	0	0	0	0	0		(309)	1.0762	(332)
5	Sales: Over 15000						0								0	0.8888	0
6	CLASS TOTAL (Mcf/month)	0	0	0	0	0	0	0	0	0	0	0	0	0	0		$146
7																	
8	FIRM COMMERCIAL (Rate G-1)																
9	FIRM BILLS															66.00	$0
10	Sales: 1-300															1.5483	0
11	Sales: 301-15000	0	0	0	0	0	0	0	0	0	0	0	0			1.0762	0
12	Sales: Over 15000	0	0	0	0	0	0	0	0	0	0	0	0			0.8888	0
13	CLASS TOTAL (Mcf/month)	0	0	0	0	0	0	0	0	0	0	0	0	0	0		$0
14																	
15	FIRM INDUSTRIAL (Rate G-1)																
16	FIRM BILLS	1	1	0	0	0	0	0	0	0	0	0	0	2		66.00	$132
17	Sales: 1-300	2	21	31	52	(209)	300	0	0	0	0	0	0		197	1.5483	306
18	Sales: 301-15000	0	0	0	0	(836)	36	0	0	0	0	0	0		(800)	1.0762	(861)
19	Sales: Over 15000	0	0	0	0	0	0	0	0	0	0	0	0		0	0.8888	0
20	CLASS TOTAL (Mcf/month)	2	21	31	52	(1,045)	336	0	0	0	0	0	0	2	(603)		($424)
21																	
22	FIRM PUBLIC AUTHORITY (Rate G-1)																
23	FIRM BILLS													0		66.00	$0
24	Sales: 1-300														0	1.5483	0
25	Sales: 301-15000														0	1.0762	0
26	Sales: Over 15000														0	0.8888	0
27	CLASS TOTAL (Mcf/month)	0	0	0	0	0	0	0	0	0	0	0	0	0	0		$0
28																	
29	INTERRUPTIBLE COMMERCIAL (G-2)																
30	INT BILLS													0		520.00	$0
31	Sales: 1-15000														0	0.9557	0
32	Sales: Over 15000														0	0.7837	0
33	CLASS TOTAL (Mcf/month)	0	0	0	0	0	0	0	0	0	0	0	0	0	0		$0
34																	
35	INTERRUPTIBLE INDUSTRIAL (G-2)																
36	INT BILLS	0	0	0	0	0	0	0	0	0	0	0	0	0		520.00	$0
37	Sales: 1-15000	0	0	0	0	0	0	0	0	0	0	0	0		0	0.9557	0
38	Sales: Over 15000	0	0	0	0	0	0	0	0	0	0	0	0		0	0.7837	0
39	CLASS TOTAL (Mcf/month)	0	0	0	0	0	0	0	0	0	0	0	0	0	0		$0

ATMOS ENERGY CORPORATION – KENTUCKY
VOLUME AND CONTRACT ADJUSTMENTS
REFERENCE PERIOD - TWELVE MONTHS ENDING 06/30/2024

Line No.	Class of Customers	Jul-23	Aug-23	Sep-23	Oct-23	Nov-23	Dec-23	Jan-24	Feb-24	Mar-24	Apr-24	May-24	Jun-24	Number Of Bills	Mcf	Rate	Total Revenue
		(a)	(b)	(c)	(d)	(e)	(f)	(g)	(h)	(i)	(j)	(k)	(l)	(m)	(n)	(o)	(p)
40																	
41	TRANSPORTATION (T-4)																
42	TRANSPORTATION BILLS	(2)	(2)	(2)	(2)	(2)	(3)	(1)	0	(1)	(1)	(2)	(1)	(19)		520.00	($9,880)
43	Trans Admin Fee	($100)	($100)	($100)	($100)	($100)	($150)	($50)	$0	($50)	($50)	($100)	($50)				(950)
44	EFM Fee	($150)	($150)	($150)	($150)	($150)	($225)	($75)	$0	($75)	($75)	($150)	($75)				(1,425)
45	Parking Fee	$0	$0	$0	$0	$0	$0	$0	$0	$0	$0	$0	$0				0
46	Firm Transport: 1-300	320	411	423	347	197	(390)	0	300	150	306	503	300		2,867	1.5483	4,439
47	Firm Transport: 301-15000	(2,000)	(140)	(353)	3,548	3,372	(766)	(1,155)	(1,787)	322	7,536	9,738	2,782		21,096	1.0762	22,703
48	Firm Transport: Over 15000	0	0	0	0	0	0	0	(4,252)	0	0	0	0		(4,252)	0.8888	(3,779)
49	CLASS TOTAL (Mcf/month)	(1,680)	271	69	3,894	3,569	(1,156)	(1,155)	(5,740)	472	7,842	10,241	3,082	(19)	19,711		$11,108
50																	
51	ECONOMIC DEV RIDER (EDR)																
52	Firm Transport: 1-300	0	0	0	0	0	0	0	0	0	0	0	0		0	1.1612	$0
53	Firm Transport: 301-15000	0	0	0	0	0	0	0	0	0	0	0	0		0	0.8072	0
54	Firm Transport: Over 15000	0	0	0	0	0	0	0	0	0	0	0	0		0	0.6666	0
55	CLASS TOTAL (Mcf/month)	0	0	0	0	0	0	0	0	0	0	0	0		0		$0
56																	
57	TRANSPORTATION (T-3)																
58	TRANSPORTATION BILLS	1	1	1	1	1	1	1	1	0	0	0	0	8		520.00	$4,160
59	Trans Admin Fee	$50	$50	$50	$50	$50	$50	$50	$50	$0	$0	$0	$0				400
60	EFM Fee	$75	$75	$75	$75	$75	$75	$75	$75	$0	$0	$0	$0				600
61	Parking Fee	$0	$0	$0	$0	$0	$0	$0	$0	$0	$0	$0	$0				0
62	Interrupt Transport: 1-15000	2,000	2,000	2,000	2,000	2,000	2,000	2,000	2,000	1,975	982	0	0		18,957	0.9557	18,117
63	Interrupt Transport: Over 15000	0	0	0	0	0	0	0	0	0	0	0	0		0	0.7837	0
64	CLASS TOTAL (Mcf/month)	2,000	2,000	2,000	2,000	2,000	2,000	2,000	2,000	1,975	982	0	0	8	18,957		$23,277
65																	
66	SPECIAL CONTRACTS																
67	TRANSPORTATION BILLS	(1)	(1)	(1)	(1)	(1)	(1)	(1)	(1)	(1)	(1)	0	0	(10)		520.00	($5,200)
68	Trans Admin Fee	($50)	($50)	($50)	($50)	($50)	($50)	($50)	($50)	($50)	($50)	$0	$0				(500)
69	EFM Fee	($75)	($75)	($75)	($75)	($75)	($75)	($75)	($75)	($75)	($75)	$0	$0				(750)
70	Parking Fee	$0	$0	$0	$0	$0	$0	$0	$0	$0	$0	$0	$0				0
71	Transported Volumes	24,805	25,430	26,001	29,745	29,203	27,561	26,205	24,560	27,444	29,154	30,000	30,000		330,108	Various	
72	Charges for Transport Volumes	$18,628	$19,059	$19,453	$22,037	$21,662	$20,530	$19,594	$18,475	$20,450	$21,629	$22,212	$22,212				245,942
73	CLASS TOTAL (Mcf/month)	24,805	25,430	26,001	29,745	29,203	27,561	26,205	24,560	27,444	29,154	30,000	30,000	(10)	330,108		$239,492

ATMOS ENERGY CORPORATION – KENTUCKY
WEATHER ADJUSTMENT—BASE NOAA 2004–2024
REFERENCE PERIOD - TWELVE MONTHS ENDING 06/30/2024

Line No.	Class of Customers	Jul-23	Aug-23	Sep-23	Oct-23	Nov-23	Dec-23	Jan-24	Feb-24	Mar-24	Apr-24	May-24	Jun-24	Number Of Bills	Mcf	Rate	Total Revenue
		(a)	(b)	(c)	(d)	(e)	(f)	(g)	(h)	(i)	(j)	(k)	(l)	(m)	(n)	(o)	(p)
1	RESIDENTIAL (Rate G-1)																
2	FIRM BILLS													0		$19.30	$0
3	Sales: 1-300	(10,077)	10,077	(5,865)	89,216	307,383	310,242	(146,379)	200,289	335,687	114,960	122,514	(1,202)		1,326,845	1.5483	2,054,354
4	Sales: 301-15000														0	1.0762	0
5	Sales: Over 15000														0	0.8888	0
6	CLASS TOTAL (Mcf/month)	(10,077)	10,077	(5,865)	89,216	307,383	310,242	(146,379)	200,289	335,687	114,960	122,514	(1,202)	0	1,326,845		$2,054,354
7																	
8	FIRM COMMERCIAL (Rate G-1)																
9	FIRM BILLS													0		66.00	$0
10	Sales: 1-300	(10,049)	10,401	(37,548)	(25,238)	134,687	153,993	(65,079)	89,830	171,064	82,831	62,760	(2,677)		564,974	1.5483	874,750
11	Sales: 301-15000	(1,541)	1,189	(12,502)	(11,447)	19,022	20,728	(11,836)	14,168	19,064	8,449	6,764	(353)		51,706	1.0762	55,646
12	Sales: Over 15000														0	0.8888	0
13	CLASS TOTAL (Mcf/month)	(11,590)	11,590	(50,050)	(36,685)	153,709	174,721	(76,915)	103,998	190,128	91,280	69,524	(3,030)	0	616,680		$930,395
14																	
15	FIRM PUBLIC AUTHORITY (Rate G-1)																
16	FIRM BILLS													0		$66.00	$0
17	Sales: 1-300	(975)	977	(450)	262	19,646	26,561	(4,150)	13,248	25,291	10,778	706	(1,688)		90,206	1.5483	139,666
18	Sales: 301-15000	(125)	123	(17)	35	2,471	3,693	(1,019)	3,123	3,285	1,105	122	(281)		12,515	1.0762	13,469
19	Sales: Over 15000														0	0.8888	0
20	CLASS TOTAL (Mcf/month)	(1,100)	1,100	(467)	297	22,117	30,254	(5,169)	16,371	28,576	11,883	828	(1,969)	0	102,721		$153,134

ATMOS ENERGY CORPORATION – KENTUCKY
NORMALIZATION OF VOLUMES FOR WEATHER
REFERENCE PERIOD - TWELVE MONTHS ENDING 06/30/2024
(WEATHER BASIS: NOAA DATA FOR 20 YEARS ENDING JUNE 2024)

		Base Period – 12 Months Ending June 2024											
Line	Month	Jul-23	Aug-23	Sep-23	Oct-23	Nov-23	Dec-23	Jan-24	Feb-24	Mar-24	Apr-24	May-24	Jun-24
		(a)	(b)	(c)	(d)	(e)	(f)	(g)	(h)	(i)	(j)	(k)	(l)
1	Lagged Actual HDDs	0	0	0	56	274	583	799	729	411	304	65	0
2	Lagged Normal HDDs	0	0	2	71	362	657	806	879	588	345	133	14
3	Calendar Normal HDDs	0	0	16	205	511	798	838	728	482	220	59	0
4													
5	RESIDENTIAL (Rate G-1)												
6													
7	Annual Customer Growth												
8	Annual Base Load Decline												
9	Annual Total Load Decline												
10													
11	Actual Constand Load	153,941	153,732	152,649	153,780	155,055	156,125	157,042	157,207	157,117	157,264	156,528	155,476
12	Actual Heat Load	10,077	(10,077)	9,945	56,638	442,415	1,059,951	1,837,205	1,645,617	898,412	609,802	155,572	30,275
13	Heat Load / Customer	0.063	(0.064)	0.063	0.357	2.765	6.579	11.337	10.144	5.541	3.758	0.963	0.189
14	Actual X Coefficient	0.0129	0.0129	0.0129	0.0129	0.0129	0.0129	0.0129	0.0129	0.0129	0.0129	0.0129	0.0129
15	Product	0	0	0.0259	0.9191	4.686	8.5046	10.4334	11.3784	7.6115	4.4659	1.7216	0.1812
16	Base Load	0.9690	0.9690	0.9690	0.9690	0.9690	0.9690	0.9690	0.9690	0.9690	0.9690	0.9690	0.9690
17	Normal Usage / Customer	0.9690	0.9690	0.9949	1.8881	5.6550	9.4736	11.4024	12.3474	8.5805	5.4349	2.6906	1.1502
18	No. of Customers	158,859	158,643	157,525	158,693	160,008	161,112	162,059	162,229	162,136	162,288	161,528	160,443
19	Normalized Volumes	153,941	153,732	156,728	299,635	904,852	1,526,318	1,847,869	2,003,113	1,391,215	882,026	434,614	184,549
20	Actual Volumes	164,018	143,655	162,593	210,419	597,469	1,216,075	1,994,247	1,802,824	1,055,528	767,067	312,100	185,751
21	Normalized Volume Including Unbilled	153,941	153,732	185,274	574,897	1,213,463	1,820,386	1,914,998	1,686,007	1,168,737	619,432	279,892	155,476
22	Normalized Calendar Volumes	154,133	153,923	185,505	575,613	1,214,974	1,822,652	1,917,382	1,688,106	1,170,191	620,203	280,241	155,670
23													
24	Weather Adjustment	(10,077)	10,077	(5,865)	89,216	307,383	310,242	(146,379)	200,289	335,687	114,960	122,514	(1,202)
25													
26	Tier 1	(10,077)	10,077	(5,865)	89,216	307,383	310,242	(146,379)	200,289	335,687	114,960	122,514	(1,202)
27	Tier 2												
28	Tier 3												
29	Total	(10,077)	10,077	(5,865)	89,216	307,383	310,242	(146,379)	200,289	335,687	114,960	122,514	(1,202)
30													

ATMOS ENERGY CORPORATION – KENTUCKY
NORMALIZATION OF VOLUMES FOR WEATHER
REFERENCE PERIOD - TWELVE MONTHS ENDING 06/30/2024
(WEATHER BASIS: NOAA DATA FOR 20 YEARS ENDING JUNE 2024)

		Base Period – 12 Months Ending June 2024											
Line	Month	Jul-23	Aug-23	Sep-23	Oct-23	Nov-23	Dec-23	Jan-24	Feb-24	Mar-24	Apr-24	May-24	Jun-24
		(a)	(b)	(c)	(d)	(e)	(f)	(g)	(h)	(i)	(j)	(k)	(l)
1	Lagged Actual HDDs	0	0	0	56	274	583	799	729	411	304	65	0
2	Lagged Normal HDDs	0	0	2	71	362	657	806	879	588	345	133	14
3	Calendar Normal HDDs	0	0	16	205	511	798	838	728	482	220	59	0
4													
31													
32	FIRM COMMERCIAL (Rate G-1)												
33													
34	Annual Customer Growth												
35	Annual Base Load Decline												
36	Annual Total Load Decline												
37													
38	Actual Constand Load	149,839	149,385	148,366	150,083	153,659	155,982	158,195	158,044	158,153	158,490	155,982	152,877
39	Actual Heat Load	11,590	(11,590)	51,876	102,275	188,677	456,074	861,747	751,097	382,277	245,285	58,171	16,205
40	Heat Load / Customer	0.651	(0.653)	2.942	5.735	10.333	24.605	45.840	39.992	20.340	13.024	3.138	0.892
41	Actual X Coefficient	0.0518	0.0518	0.0518	0.0518	0.0518	0.0518	0.0518	0.0518	0.0518	0.0518	0.0518	0.0518
42	Product	0	0	0.1036	3.6776	18.7506	34.0308	41.7486	45.5298	30.4568	17.8701	6.889	0.7252
43	Base Load	8.4151	8.4151	8.4151	8.4151	8.4151	8.4151	8.4151	8.4151	8.4151	8.4151	8.4151	8.4151
44	Normal Usage / Customer	8.4151	8.4151	8.5187	12.0927	27.1657	42.4459	50.1637	53.9449	38.8719	26.2852	15.3041	9.1403
45	No. of Customers	17,806	17,752	17,631	17,835	18,260	18,536	18,799	18,781	18,794	18,834	18,536	18,167
46	Normalized Volumes	149,839	149,385	150,193	215,673	496,045	786,777	943,027	1,013,139	730,558	495,055	283,676	166,051
47	Actual Volumes	161,429	137,795	200,243	252,358	342,336	612,056	1,019,942	909,141	540,430	403,775	214,153	169,082
48	Normalized Volume Including Unbilled	149,839	149,385	162,978	339,463	636,973	922,153	974,187	866,246	627,369	373,111	212,629	152,877
49	Normalized Calendar Volumes	150,168	149,712	163,336	340,207	638,370	924,176	976,323	868,145	628,745	373,929	213,095	153,212
50													
51	Weather Adjustment	(11,590)	11,590	(50,050)	(36,685)	153,709	174,721	(76,915)	103,998	190,128	91,280	69,524	(3,030)
52													
53	Tier 1	(10,049)	10,401	(37,548)	(25,238)	134,687	153,993	(65,079)	89,830	171,064	82,831	62,760	(2,677)
54	Tier 2	(1,541)	1,189	(12,502)	(11,447)	19,022	20,728	(11,836)	14,168	19,064	8,449	6,764	(353)
55	Tier 3	-	-	-	-	-	-	-	-	-	-	-	-
56	Total	(11,590)	11,590	(50,050)	(36,685)	153,709	174,721	(76,915)	103,998	190,128	91,280	69,524	(3,030)
57													

ATMOS ENERGY CORPORATION – KENTUCKY
NORMALIZATION OF VOLUMES FOR WEATHER
REFERENCE PERIOD - TWELVE MONTHS ENDING 06/30/2024
(WEATHER BASIS: NOAA DATA FOR 20 YEARS ENDING JUNE 2024)

		Base Period – 12 Months Ending June 2024											
Line	Month	Jul-23	Aug-23	Sep-23	Oct-23	Nov-23	Dec-23	Jan-24	Feb-24	Mar-24	Apr-24	May-24	Jun-24
		(a)	(b)	(c)	(d)	(e)	(f)	(g)	(h)	(i)	(j)	(k)	(l)
1	Lagged Actual HDDs	0	0	0	56	274	583	799	729	411	304	65	0
2	Lagged Normal HDDs	0	0	2	71	362	657	806	879	588	345	133	14
3	Calendar Normal HDDs	0	0	16	205	511	798	838	728	482	220	59	0
4													
58													
59	FIRM PUBLIC AUTHORITY (Rate G-1)												
60													
61	Annual Customer Growth												
62	Annual Base Load Decline												
63	Annual Total Load Decline												
64													
65	Actual Constand Load	24,108	24,157	24,205	24,335	24,302	24,383	24,529	24,318	24,383	24,335	24,480	23,995
66	Actual Heat Load	1,100	(1,100)	788	11,162	36,230	75,993	136,291	125,401	66,514	43,799	20,766	4,197
67	Heat Load / Customer	0.739	(0.737)	0.527	7.422	24.121	50.427	89.902	83.434	44.136	29.121	13.725	2.830
68	Actual X Coefficient	0.1073	0.1073	0.1073	0.1073	0.1073	0.1073	0.1073	0.1073	0.1073	0.1073	0.1073	0.1073
69	Product	0	0	0.2146	7.619	38.8463	70.5029	86.4921	94.3258	63.0985	37.0221	14.2723	1.5023
70	Base Load	16.1799	16.1799	16.1799	16.1799	16.1799	16.1799	16.1799	16.1799	16.1799	16.1799	16.1799	16.1799
71	Normal Usage / Customer	16.1799	16.1799	16.3945	23.7989	55.0262	86.6828	102.6720	110.5057	79.2784	53.2020	30.4522	17.6822
72	No. of Customers	1,490	1,493	1,496	1,504	1,502	1,507	1,516	1,503	1,507	1,504	1,513	1,483
73	Normalized Volumes	24,108	24,157	24,526	35,794	82,649	130,631	155,651	166,090	119,473	80,016	46,074	26,223
74	Actual Volumes	25,209	23,056	24,993	35,497	60,532	100,376	160,820	149,719	90,897	68,133	45,246	28,192
75	Normalized Volume Including Unbilled	24,108	24,157	26,774	57,420	106,665	153,433	160,857	141,736	102,331	59,841	34,059	23,995
76	Normalized Calendar Volumes	24,108	24,157	26,774	57,421	106,667	153,436	160,859	141,738	102,332	59,842	34,060	23,995
77													
78	Weather Adjustment	(1,100)	1,100	(467)	297	22,117	30,254	(5,169)	16,371	28,576	11,883	828	(1,969)
79													
80	Tier 1	(975)	977	(450)	262	19,646	26,561	(4,150)	13,248	25,291	10,778	706	(1,688)
81	Tier 2	(125)	123	(17)	35	2,471	3,693	(1,019)	3,123	3,285	1,105	122	(281)
82	Tier 3	-	-	-	-	-	-	-	-	-	-	-	-
83	Total	(1,100)	1,100	(467)	297	22,117	30,254	(5,169)	16,371	28,576	11,883	828	(1,969)

ATMOS ENERGY CORPORATION – KENTUCKY
BILL FREQUENCY WITH KNOWN & MEASURABLE ADJUSTMENTS
TEST YEAR ENDING MARCH 31 2026
CURRENT RATES

Line No.	Class of Customers	Rate	Apr-25	May-25	Jun-25	Jul-25	Aug-25	Sep-25	Oct-25	Nov-25	Dec-25	Jan-26	Feb-26	Mar-26	Total Billing Units
			(a)	(b)	(c)	(d)	(e)	(f)	(g)	(h)	(i)	(j)	(k)	(l)	(m)
1	RESIDENTIAL (Rate G-1)		$4,497,799	$3,790,404	$3,382,286	$3,304,326	$3,299,833	$3,282,895	$3,526,700	$4,489,137	$5,472,659	$5,988,794	$6,232,440	$5,283,243	$52,550,517
2	FIRM BILLS	$19.30	162,288	161,528	160,443	158,859	158,643	157,525	158,693	160,008	161,112	162,059	162,229	162,136	1,925,523
3	Sales: 1-300	1.5483	882,026	434,614	184,549	153,941	153,732	156,728	299,635	904,852	1,526,318	1,847,869	2,003,113	1,391,215	9,938,593
4	Sales: 301-15000	1.0762	0	0	0	0	0	0	0	0	0	0	0	0	0
5	Sales: Over 15000	0.8888	0	0	0	0	0	0	0	0	0	0	0	0	0
6	CLASS TOTAL (Mcf/month)		882,026	434,614	184,549	153,941	153,732	156,728	299,635	904,852	1,526,318	1,847,869	2,003,113	1,391,215	9,938,593
7	Gas Charge per Mcf		$4.58	$4.93	$4.93	$4.93	$5.30	$5.30	$5.30	$5.33	$5.33	$5.33	$4.89	$4.89	
8	Gas Costs		$4,040,819	$2,144,025	$910,409	$759,418	$814,618	$830,496	$1,587,751	$4,822,698	$8,134,995	$9,848,803	$9,800,500	$6,806,706	$50,501,238
9															
10	FIRM COMMERCIAL (Rate G-1)		$1,993,207	$1,654,025	$1,450,975	$1,405,636	$1,403,551	$1,386,296	$1,487,571	$1,954,909	$2,410,511	$2,646,438	$2,757,770	$2,349,469	$22,900,359
11	FIRM BILLS	66.00	18,884	18,586	18,217	17,906	17,852	17,731	17,935	18,360	18,636	18,899	18,881	18,894	220,781
12	Sales: 1-300	1.5483	450,438	256,777	147,123	130,646	134,814	113,316	149,215	437,071	697,238	802,225	879,857	660,856	4,859,577
13	Sales: 301-15000	1.0762	45,948	27,672	19,386	20,034	15,412	37,728	67,675	61,727	93,850	145,901	138,767	73,650	747,751
14	Sales: Over 15000	0.8888	0	0	0	0	0	0	0	0	0	0	0	0	0
15	CLASS TOTAL (Mcf/month)		496,386	284,449	166,509	150,680	150,226	151,044	216,890	498,799	791,088	948,126	1,018,624	734,506	5,607,328
16	Gas Charge per Mcf		$4.58	$4.93	$4.93	$4.93	$5.30	$5.30	$5.30	$5.33	$5.33	$5.33	$4.89	$4.89	
17	Gas Costs		$2,274,090	$1,403,237	$821,416	$743,332	$796,040	$800,376	$1,149,288	$2,658,506	$4,216,356	$5,053,340	$4,983,754	$3,593,667	$28,493,403
18															
19	FIRM INDUSTRIAL (Rate G-1)		$78,935	$79,593	$37,877	$34,477	$41,537	$39,383	$44,235	$71,837	$107,821	$165,805	$156,329	$103,640	$961,468
20	FIRM BILLS	$66.00	213	212	210	203	215	208	210	213	208	205	212	215	2,524
21	Sales: 1-300	1.5483	27,358	16,430	9,573	8,454	8,648	9,243	10,823	23,510	34,113	43,948	45,008	34,440	271,549
22	Sales: 301-15000	1.0762	20,925	37,319	8,543	7,424	12,968	10,541	12,654	19,864	38,354	78,266	67,506	33,568	347,933
23	Sales: Over 15000	0.8888	0	0	0	0	0	0	0	0	0	0	0	0	0
24	CLASS TOTAL (Mcf/month)		48,282	53,749	18,117	15,878	21,617	19,784	23,477	43,374	72,466	122,214	112,515	68,009	619,482
25	Gas Charge per Mcf		$4.58	$4.93	$4.93	$4.93	$5.30	$5.30	$5.30	$5.33	$5.33	$5.33	$4.89	$4.89	
26	Gas Costs		$221,196	$265,152	$89,373	$78,327	$114,547	$104,833	$124,403	$231,178	$386,232	$651,380	$550,494	$332,741	$3,149,856
27															
28	FIRM PUBLIC AUTHORITY (Rate G-1)		$219,639	$167,990	$136,710	$134,369	$134,663	$136,293	$152,710	$222,737	$294,190	$326,570	$341,395	$277,958	$2,545,225
29	FIRM BILLS	$66.00	1,504	1,513	1,483	1,490	1,493	1,496	1,504	1,502	1,507	1,516	1,503	1,507	18,018
30	Sales: 1-300	1.5483	72,573	39,287	22,476	21,359	21,453	23,643	31,614	73,414	114,686	124,978	134,401	105,739	785,623
31	Sales: 301-15000	1.0762	7,443	6,787	3,748	2,749	2,703	883	4,180	9,235	15,945	30,673	31,689	13,734	129,768
32	Sales: Over 15000	0.8888	0	0	0	0	0	0	0	0	0	0	0	0	0
33	CLASS TOTAL (Mcf/month)		80,016	46,074	26,223	24,109	24,156	24,526	35,794	82,649	130,630	155,651	166,090	119,473	915,391
34	Gas Charge per Mcf		$4.58	$4.93	$4.93	$4.93	$5.30	$5.30	$5.30	$5.33	$5.33	$5.33	$4.89	$4.89	
35	Gas Costs		$366,577	$227,292	$129,363	$118,931	$128,002	$129,963	$189,670	$440,503	$696,237	$829,592	$812,617	$584,536	$4,653,284
36															
37	INTERRUPTIBLE COMMERCIAL (G-2)		$2,079	$2,460	$1,097	$1,058	$1,067	$1,157	$1,082	$1,722	$2,487	$2,982	$3,345	$2,610	$23,149
38	INT BILLS	520.00	3	4	2	2	2	2	2	3	3	3	3	3	32
39	Sales: 1-15000	0.9557	543	398	59	19	29	122	44	170	970	1,488	1,868	1,099	6,811
40	Sales: Over 15000	0.7837	0	0	0	0	0	0	0	0	0	0	0	0	1
41	CLASS TOTAL (Mcf/month)		543	398	59	19	29	122	44	170	970	1,488	1,868	1,099	6,812
42	Gas Charge per Mcf		$3.48	$3.83	$3.83	$3.83	$4.20	$4.20	$4.20	$4.23	$4.23	$4.23	$3.79	$3.79	
43	Gas Costs		$1,891	$1,524	$227	$73	$120	$514	$186	$719	$4,105	$6,295	$7,086	$4,169	$26,911
44															

ATMOS ENERGY CORPORATION – KENTUCKY
BILL FREQUENCY WITH KNOWN & MEASURABLE ADJUSTMENTS
TEST YEAR ENDING MARCH 31 2026
CURRENT RATES

Line No.	Class of Customers	Rate	Apr-25	May-25	Jun-25	Jul-25	Aug-25	Sep-25	Oct-25	Nov-25	Dec-25	Jan-26	Feb-26	Mar-26	Total Billing Units
			(a)	(b)	(c)	(d)	(e)	(f)	(g)	(h)	(i)	(j)	(k)	(l)	(m)
45	INTERRUPTIBLE INDUSTRIAL (G-2)		$20,957	$18,096	$17,503	$9,867	$10,864	$13,500	$12,463	$15,884	$20,412	$21,700	$19,691	$22,166	$203,103
46	INT BILLS	520.00	6	6	6	5	5	6	6	6	5	8	8	6	73
47	Sales: 1-15000	0.9557	2,078	2,200	1,286	1,621	2,041	2,038	1,557	1,833	1,436	1,910	1,861	2,105	21,968
48	Sales: Over 15000	0.7837	20,225	16,426	16,784	7,296	8,056	10,760	10,023	14,052	20,977	20,051	17,548	21,736	183,934
49	CLASS TOTAL (Mcf/month)		22,304	18,627	18,070	8,916	10,097	12,798	11,580	15,885	22,413	21,961	19,409	23,841	205,902
50	Gas Charge per Mcf		$3.48	$3.83	$3.83	$3.83	$4.20	$4.20	$4.20	$4.23	$4.23	$4.23	$3.79	$3.79	
51	Gas Costs		$77,646	$71,399	$69,266	$34,178	$42,397	$53,737	$48,623	$67,191	$94,802	$92,892	$73,630	$90,445	$816,206
52															
53	TRANSPORTATION (T-4)		$666,931	$656,826	$672,783	$655,018	$762,573	$830,219	$861,572	$1,048,540	$875,384	$826,229	$729,283	$687,736	$9,273,095
54	TRANSPORTATION BILLS	$520.00	118	118	118	117	117	117	117	117	118	118	118	118	1,415
55	Trans Admin Fee		5,900	5,900	5,900	5,850	5,850	5,850	5,850	5,850	5,900	5,900	5,900	5,950	$70,600
56	EFM Fee		7,050	7,050	7,125	6,750	6,900	6,750	6,900	6,900	6,975	7,050	7,200	6,975	$83,625
57	Parking Fee		0	0	0	0	0	0	0	0	0	0	0	0	$0
58	Firm Transport: 1-300	1.5483	31,741	31,401	31,573	31,784	34,535	36,152	36,243	35,897	35,222	35,441	34,241	32,256	406,485
59	Firm Transport: 301-15000	1.0762	412,964	406,841	413,845	404,807	471,920	525,332	567,791	676,762	551,047	503,579	440,323	411,568	5,786,780
60	Firm Transport: Over 1500	0.8888	111,234	107,871	116,961	108,610	143,399	152,185	135,722	214,738	172,590	174,297	143,735	135,463	1,716,805
61	CLASS TOTAL (Mcf/month)		555,939	546,113	562,378	545,201	649,854	713,669	739,756	927,398	758,859	713,316	618,299	579,287	7,910,070
62															
63	ECONOMIC DEV RIDER (EDR)		-	-	-	-	-	-	-	-	-	-	-	-	-
64	Firm Transport: 1-300	1.161225	0	0	0	0	0	0	0	0	0	0	0	0	0
65	Firm Transport: 301-15000	0.8072	0	0	0	0	0	0	0	0	0	0	0	0	0
66	Firm Transport: Over 15000	0.6666	0	0	0	0	0	0	0	0	0	0	0	0	0
67	CLASS TOTAL (Mcf/month)		0	0	0	0	0	0	0	0	0	0	0	0	0
68															
69	TRANSPORTATION (T-3)		$656,524	$620,773	$552,212	$620,421	$714,361	$732,692	$735,838	$788,494	$713,431	$712,342	$669,432	$663,066	$8,179,586
70	TRANSPORTATION BILLS	520.00	71	71	71	71	71	71	71	71	71	71	71	71	852
71	Trans Admin Fee		3,500	3,500	3,500	3,500	3,500	3,500	3,500	3,500	3,500	3,500	3,500	3,500	$42,000
72	EFM Fee		3,975	3,975	3,975	3,975	3,975	3,975	3,975	3,975	3,975	3,975	3,975	3,975	$47,700
73	Parking Fee		0	0	0	0	0	0	0	0	0	0	0	0	$0
74	Interrupt Transport: 1-15000	0.9557	417,295	401,974	388,998	399,640	444,352	465,475	465,884	488,045	447,165	436,683	426,391	425,512	5,207,416
75	Interrupt Transport: Over 15000	0.7837	272,196	245,261	173,601	247,659	313,001	310,633	314,148	354,311	308,384	319,776	277,574	270,524	3,407,069
76	CLASS TOTAL (Mcf/month)		689,492	647,235	562,599	647,299	757,353	776,107	780,032	842,356	755,549	756,460	703,965	696,036	8,614,485
77															
78	SPECIAL CONTRACTS		$294,857	$274,116	$255,651	$224,506	$270,434	$240,831	$215,894	$256,669	$240,852	$258,976	$304,934	$280,519	$3,118,240
79	TRANSPORTATION BILLS	520.00	13	13	13	12	12	12	12	12	12	13	13	13	154
80	Trans Admin Fee		650	650	650	600	600	600	600	600	600	650	650	650	$7,500
81	EFM Fee		750	750	750	675	675	675	675	675	675	750	750	750	$8,550
82	Parking Fee		0	0	0	0	0	0	0	0	0	0	0	0	$0
83	Transported Volumes	Various	1,174,025	1,325,397	1,227,574	1,095,712	1,171,326	1,223,327	1,296,950	1,535,324	1,391,760	1,467,401	1,320,464	1,275,923	15,505,182
84	Charges for Transport Volumes		286,517	265,776	247,311	216,811	262,739	233,136	208,199	248,974	233,157	250,636	296,594	272,179	$3,022,030
85	CLASS TOTAL (Mcf/month)		1,174,025	1,325,397	1,227,574	1,095,712	1,171,326	1,223,327	1,296,950	1,535,324	1,391,760	1,467,401	1,320,464	1,275,923	15,505,182
86															
87	OTHER REVENUE														
88	Service Charges		$3,438	$3,844	$3,004	$3,387	$3,698	$4,212	$9,928	$8,550	$4,906	$5,587	$4,026	$4,332	$58,912
89	Late Payment Fees		$41,096	$30,594	$21,780	$16,033	$15,172	$15,548	$15,486	$18,793	$33,240	$47,958	$55,753	$56,008	$367,462
90															
91	**TOTAL GROSS PROFIT**		$8,475,463	$7,298,721	$6,531,878	$6,409,099	$6,657,754	$6,683,026	$7,063,480	$8,877,272	$10,175,893	$11,003,381	$11,274,397	$9,730,749	$100,181,115
92	Gas Costs		$6,982,219	$4,112,630	$2,020,054	$1,734,260	$1,895,724	$1,919,919	$3,099,922	$8,220,795	$13,532,728	$16,482,302	$16,228,082	$11,412,264	$87,640,898
93	**TOTAL REVENUE**		$15,457,682	$11,411,351	$8,551,932	$8,143,359	$8,553,478	$8,602,946	$10,163,402	$17,098,067	$23,708,621	$27,485,683	$27,502,479	$21,143,013	$187,822,013

ATMOS ENERGY CORPORATION – KENTUCKY
SUMMARY OF REVENUE AT PROPOSED RATES
TEST YEAR ENDING MARCH 31 2026

			Reference Period - Twelve Months Ending 06/30/2024					Forward-looking Adjustments To Test Year				
Line No.	Description	Block (Mcf)	Number of Bills, Units	Volumes As Metered	Contract Adj. Bills and Volumes	Weather Adj. Volumes (NOAA 2004–2024)	Total Volumes	Customer Growth Forecast	Conservation & Efficiency Adjustments	Total Test Year Volumes	Proposed Margin	Proposed Revenue
			(a)	(b)	(c)	(d)	(e)	(f)	(g)	(i)	(j)	(k)
1	Sales											
2	Firm Sales (G-1)	Customer Chrg	1,925,523					0			$25.00	$48,138,075
3		Customer Chrg	240,271		2			1,052			75.00	18,099,375
4		0 - 300		13,848,723	506	1,982,025	15,831,254	24,087	0	15,855,342	2.2951	36,389,595
5		301 - 15,000		1,158,518	(1,109)	64,221	1,221,630	3,822	0	1,225,452	1.5953	1,954,963
6		Over 15,000		0	0	0	0		0	0	1.3175	0
7	Interruptible Sales (G-2)	Customer Chrg	105		0						685.00	71,925
8		0 - 15,000		28,778	0		28,778			28,778	1.2956	37,284
9		Over 15,000		183,933	0		183,933			183,933	1.0624	195,411
10												
11	Transportation											
12	Customer Charges (T-4)	Customer Chrg	1,434		(19)						685.00	969,380
13	Customer Charges (T-3)	Customer Chrg	844		8						685.00	583,620
14	Customer Charges (SpK)	Customer Chrg	164		(10)						520.00	80,160
15	Transp. Adm. Fee	Customer Chrg	2,423		(21)						50.00	120,100
16	Parked Volumes [1]			0	0						0.00	0
17	EFM Charges										Various	139,875
18	Firm Transportation (T-4)	0 - 300		403,618	2,867		406,485			406,485	2.2951	932,925
19		301 - 15,000		5,765,684	21,096		5,786,780			5,786,780	1.5953	9,231,650
20		Over 15,000		1,721,058	(4,252)		1,716,805			1,716,805	1.3175	2,261,891
21	Economic Dev Rider (EDR)	301 - 15,000		0	0		0			0	1.1965	0
22		Over 15,000		0	0		0			0	0.9881	0
23	Interruptible Transportation (T-3)	0 - 15,000		5,188,458	18,957		5,207,415			5,207,415	1.2956	6,746,727
24		Over 15,000		3,407,069	0		3,407,069			3,407,069	1.0624	3,619,670
25	Total Special Contracts [2]			15,175,074	330,108		15,505,182			15,505,182	Various	3,022,030
26												
27	Total Tariff		2,168,341	46,880,912	368,173	2,046,246	49,295,331	28,962	0	49,323,241		132,594,656
28												
29	Other Revenues											58,912
30	Late Payment Fees											528,858
31	Total Gross Profit											133,182,426
32												
33	Gas Costs											87,640,898
34												
35	Total Revenue											$ 220,823,324
36												

37 [1] Parked Volumes not included in Total Deliveries.
38 [2] Based on confidential information.

ATMOS ENERGY CORPORATION – KENTUCKY
BILL FREQUENCY WITH KNOWN & MEASURABLE ADJUSTMENTS
TEST YEAR ENDING MARCH 31 2026
PROPOSED RATES

Line No.	Class of Customers	Rate	Apr-25	May-25	Jun-25	Jul-25	Aug-25	Sep-25	Oct-25	Nov-25	Dec-25	Jan-26	Feb-26	Mar-26	Total Billing Units
			(a)	(b)	(c)	(d)	(e)	(f)	(g)	(h)	(i)	(j)	(k)	(l)	(m)
1	RESIDENTIAL (Rate G-1)		$6,081,538	$5,035,683	$4,434,632	$4,324,786	$4,318,905	$4,297,833	$4,655,018	$6,076,926	$7,530,852	$8,292,518	$8,653,071	$7,246,378	$70,948,139
2	FIRM BILLS	$25.00	162,288	161,528	160,443	158,859	158,643	157,525	158,693	160,008	161,112	162,059	162,229	162,136	1,925,523
3	Sales: 1-300	2.2951	882,026	434,614	184,549	153,941	153,732	156,728	299,635	904,852	1,526,318	1,847,869	2,003,113	1,391,215	9,938,593
4	Sales: 301-15000	1.5953	0	0	0	0	0	0	0	0	0	0	0	0	0
5	Sales: Over 15000	1.3175	0	0	0	0	0	0	0	0	0	0	0	0	0
6	CLASS TOTAL (Mcf/month)		882,026	434,614	184,549	153,941	153,732	156,728	299,635	904,852	1,526,318	1,847,869	2,003,113	1,391,215	9,938,593
7	Gas Charge per Mcf		$4.58	$4.93	$4.93	$4.93	$5.30	$5.30	$5.30	$5.33	$5.33	$5.33	$4.89	$4.89	
8	Gas Costs		$4,040,819	$2,144,025	$910,409	$759,418	$814,618	$830,496	$1,587,751	$4,822,698	$8,134,995	$9,848,803	$9,800,500	$6,806,706	$50,501,238
9															
10	FIRM COMMERCIAL (Rate G-1)		$2,523,402	$2,027,425	$1,734,863	$1,674,757	$1,672,899	$1,650,085	$1,795,550	$2,478,596	$3,147,650	$3,491,368	$3,656,810	$3,051,274	$28,904,678
11	FIRM BILLS	75.00	18,884	18,586	18,217	17,906	17,852	17,731	17,935	18,360	18,636	18,899	18,881	18,894	220,781
12	Sales: 1-300	2.2951	450,438	256,777	147,123	130,646	134,814	113,316	149,215	437,071	697,238	802,225	879,857	660,856	4,859,577
13	Sales: 301-15000	1.5953	45,948	27,672	19,386	20,034	15,412	37,728	67,675	61,727	93,850	145,901	138,767	73,650	747,751
14	Sales: Over 15000	1.3175	0	0	0	0	0	0	0	0	0	0	0	0	0
15	CLASS TOTAL (Mcf/month)		496,386	284,449	166,509	150,680	150,226	151,044	216,890	498,799	791,088	948,126	1,018,624	734,506	5,607,328
16	Gas Charge per Mcf		$4.58	$4.93	$4.93	$4.93	$5.30	$5.30	$5.30	$5.33	$5.33	$5.33	$4.89	$4.89	
17	Gas Costs		$2,274,090	$1,403,237	$821,416	$743,332	$796,040	$800,376	$1,149,288	$2,658,506	$4,216,356	$5,053,340	$4,983,754	$3,593,667	$28,493,403
18															
19	FIRM INDUSTRIAL (Rate G-1)		$112,145	$113,143	$51,351	$46,471	$56,663	$53,629	$60,777	$101,623	$155,078	$241,098	$226,892	$148,720	$1,367,589
20	FIRM BILLS	$75.00	213	212	210	203	215	208	210	213	208	205	212	215	2,524
21	Sales: 1-300	2.2951	27,358	16,430	9,573	8,454	8,648	9,243	10,823	23,510	34,113	43,948	45,008	34,440	271,549
22	Sales: 301-15000	1.5953	20,925	37,319	8,543	7,424	12,968	10,541	12,654	19,864	38,354	78,266	67,506	33,568	347,933
23	Sales: Over 15000	1.3175	0	0	0	0	0	0	0	0	0	0	0	0	0
24	CLASS TOTAL (Mcf/month)		48,282	53,749	18,117	15,878	21,617	19,784	23,477	43,374	72,466	122,214	112,515	68,009	619,482
25	Gas Charge per Mcf		$4.58	$4.93	$4.93	$4.93	$5.30	$5.30	$5.30	$5.33	$5.33	$5.33	$4.89	$4.89	
26	Gas Costs		$221,196	$265,152	$89,373	$78,327	$114,547	$104,833	$124,403	$231,178	$386,232	$651,380	$550,494	$332,741	$3,149,856
27															
28	FIRM PUBLIC AUTHORITY (Rate G-1)		$291,236	$214,470	$168,787	$165,157	$165,524	$167,872	$192,025	$295,875	$401,677	$449,470	$471,742	$377,616	$3,361,453
29	FIRM BILLS	$75.00	1,504	1,513	1,483	1,490	1,493	1,496	1,504	1,502	1,507	1,516	1,503	1,507	18,018
30	Sales: 1-300	2.2951	72,573	39,287	22,476	21,359	21,453	23,643	31,614	73,414	114,686	124,978	134,401	105,739	785,623
31	Sales: 301-15000	1.5953	7,443	6,787	3,748	2,749	2,703	883	4,180	9,235	15,945	30,673	31,689	13,734	129,768
32	Sales: Over 15000	1.3175	0	0	0	0	0	0	0	0	0	0	0	0	0
33	CLASS TOTAL (Mcf/month)		80,016	46,074	26,223	24,109	24,156	24,526	35,794	82,649	130,630	155,651	166,090	119,473	915,391
34	Gas Charge per Mcf		$4.58	$4.93	$4.93	$4.93	$5.30	$5.30	$5.30	$5.33	$5.33	$5.33	$4.89	$4.89	
35	Gas Costs		$366,577	$227,292	$129,363	$118,931	$128,002	$129,963	$189,670	$440,503	$696,237	$829,592	$812,617	$584,536	$4,653,284
36															
37	INTERRUPTIBLE COMMERCIAL (G-2)		$2,759	$3,255	$1,447	$1,395	$1,407	$1,529	$1,427	$2,275	$3,312	$3,983	$4,475	$3,479	$30,744
38	INT BILLS	685.00	3	4	2	2	2	2	2	3	3	3	3	3	32
39	Sales: 1-15000	1.2956	543	398	59	19	29	122	44	170	970	1,488	1,868	1,099	6,812
40	Sales: Over 15000	1.0624	0	0	0	0	0	0	0	0	0	0	0	0	1
41	CLASS TOTAL (Mcf/month)		543	398	59	19	29	122	44	170	970	1,488	1,868	1,099	6,813
42	Gas Charge per Mcf		$3.48	$3.83	$3.83	$3.83	$4.20	$4.20	$4.20	$4.23	$4.23	$4.23	$3.79	$3.79	
43	Gas Costs		$1,891	$1,524	$227	$73	$120	$514	$186	$719	$4,105	$6,295	$7,086	$4,169	$26,911
44															

ATMOS ENERGY CORPORATION – KENTUCKY
BILL FREQUENCY WITH KNOWN & MEASURABLE ADJUSTMENTS
TEST YEAR ENDING MARCH 31 2026
PROPOSED RATES

Line No.	Class of Customers	Rate	Apr-25	May-25	Jun-25	Jul-25	Aug-25	Sep-25	Oct-25	Nov-25	Dec-25	Jan-26	Feb-26	Mar-26	Total Billing Units
			(a)	(b)	(c)	(d)	(e)	(f)	(g)	(h)	(i)	(j)	(k)	(l)	(m)
45	INTERRUPTIBLE INDUSTRIAL (G-2)		$28,290	$24,412	$23,608	$13,276	$14,628	$18,182	$16,775	$21,414	$27,571	$29,257	$26,534	$29,930	$273,877
46	INT BILLS	685.00	6	6	6	5	5	6	6	6	5	8	8	6	73
47	Sales: 1-15000	1.2956	2,078	2,200	1,286	1,621	2,041	2,038	1,557	1,833	1,436	1,910	1,861	2,105	21,969
48	Sales: Over 15000	1.0624	20,225	16,426	16,784	7,296	8,056	10,760	10,023	14,052	20,977	20,051	17,548	21,736	183,934
49	CLASS TOTAL (Mcf/month)		22,304	18,627	18,070	8,916	10,097	12,798	11,580	15,885	22,413	21,961	19,409	23,841	205,903
50	Gas Charge per Mcf		$3.48	$3.83	$3.83	$3.83	$4.20	$4.20	$4.20	$4.23	$4.23	$4.23	$3.79	$3.79	
51	Gas Costs		$77,646	$71,399	$69,266	$34,178	$42,397	$53,737	$48,623	$67,191	$94,802	$92,892	$73,630	$90,445	$816,206
52															
53	TRANSPORTATION (T-4)		$972,218	$957,239	$980,857	$954,813	$1,114,175	$1,214,521	$1,260,925	$1,538,076	$1,281,252	$1,208,353	$1,064,573	$1,003,070	$13,550,070
54	TRANSPORTATION BILLS	685.00	118	118	118	117	117	117	117	117	118	118	118	118	1,415
55	Trans Admin Fee		5,900	5,900	5,900	5,850	5,850	5,850	5,850	5,850	5,900	5,900	5,900	5,950	$70,600
56	EFM Fee		7,050	7,050	7,125	6,750	6,900	6,750	6,900	6,900	6,975	7,050	7,200	6,975	$83,625
57	Parking Fee		0	0	0	0	0	0	0	0	0	0	0	0	$0
58	Firm Transport: 1-300	2.2951	31,741	31,401	31,573	31,784	34,535	36,152	36,243	35,897	35,222	35,441	34,241	32,256	406,485
59	Firm Transport: 301-15000	1.5953	412,964	406,841	413,845	404,807	471,920	525,332	567,791	676,762	551,047	503,579	440,323	411,568	5,786,780
60	Firm Transport: Over 1500	1.3175	111,234	107,871	116,961	108,610	143,399	152,185	135,722	214,738	172,590	174,297	143,735	135,463	1,716,805
61	CLASS TOTAL (Mcf/month)		555,939	546,113	562,378	545,201	649,854	713,669	739,756	927,398	758,859	713,316	618,299	579,287	7,910,070
62															
63	ECONOMIC DEV RIDER (EDR)		-	-	-	-	-	-	-	-	-	-	-	-	-
64	Firm Transport: 1-300	1.7213	0	0	0	0	0	0	0	0	0	0	0	0	0
65	Firm Transport: 301-15000	1.1965	0	0	0	0	0	0	0	0	0	0	0	0	0
66	Firm Transport: Over 15000	0.9881	0	0	0	0	0	0	0	0	0	0	0	0	0
67	CLASS TOTAL (Mcf/month)		0	0	0	0	0	0	0	0	0	0	0	0	0
68															
69	TRANSPORTATION (T-3)		$885,939	$837,473	$744,530	$836,997	$964,344	$989,195	$993,460	$1,064,842	$963,084	$961,608	$903,437	$894,808	$11,039,716
70	TRANSPORTATION BILLS	685.00	71	71	71	71	71	71	71	71	71	71	71	71	852
71	Trans Admin Fee		3,500	3,500	3,500	3,500	3,500	3,500	3,500	3,500	3,500	3,500	3,500	3,500	$42,000
72	EFM Fee		3,975	3,975	3,975	3,975	3,975	3,975	3,975	3,975	3,975	3,975	3,975	3,975	$47,700
73	Parking Fee		0	0	0	0	0	0	0	0	0	0	0	0	$0
74	Interrupt Transport: 1-15000	1.2956	417,295	401,974	388,998	399,640	444,352	465,475	465,884	488,045	447,165	436,683	426,391	425,512	5,207,416
75	Interrupt Transport: Over 15000	1.0624	272,196	245,261	173,601	247,659	313,001	310,633	314,148	354,311	308,384	319,776	277,574	270,524	3,407,070
76	CLASS TOTAL (Mcf/month)		689,492	647,235	562,599	647,299	757,353	776,107	780,032	842,356	755,549	756,460	703,965	696,036	8,614,486
77															
78	SPECIAL CONTRACTS		$294,857	$274,116	$255,651	$224,506	$270,434	$240,831	$215,894	$256,669	$240,852	$258,976	$304,934	$280,519	$3,118,240
79	TRANSPORTATION BILLS	520.00	13	13	13	12	12	12	12	12	12	13	13	13	154
80	Trans Admin Fee		650	650	650	600	600	600	600	600	600	650	650	650	$7,500
81	EFM Fee		750	750	750	675	675	675	675	675	675	750	750	750	$8,550
82	Parking Fee		0	0	0	0	0	0	0	0	0	0	0	0	$0
83	Transported Volumes	Various	1,174,025	1,325,397	1,227,574	1,095,712	1,171,326	1,223,327	1,296,950	1,535,324	1,391,760	1,467,401	1,320,464	1,275,923	15,505,182
84	Charges for Transport Volumes		286,517	265,776	247,311	216,811	262,739	233,136	208,199	248,974	233,157	250,636	296,594	272,179	$3,022,030
85	CLASS TOTAL (Mcf/month)		1,174,025	1,325,397	1,227,574	1,095,712	1,171,326	1,223,327	1,296,950	1,535,324	1,391,760	1,467,401	1,320,464	1,275,923	15,505,182
86															
87	OTHER REVENUE														
88	Service Charges		$3,438	$3,844	$3,004	$3,387	$3,698	$4,212	$9,928	$8,550	$4,906	$5,587	$4,026	$4,332	$58,912
89	Late Payment Fees		$55,084	$41,251	$30,537	$24,484	$23,615	$23,934	$24,930	$32,775	$51,818	$68,896	$77,833	$73,702	$528,858
90															
91	**TOTAL GROSS PROFIT**		$11,250,905	$9,532,312	$8,429,267	$8,270,028	$8,606,293	$8,661,821	$9,226,709	$11,877,620	$13,808,053	$15,011,114	$15,394,326	$13,113,827	$133,182,275
92	Gas Costs		$6,982,219	$4,112,630	$2,020,054	$1,734,260	$1,895,724	$1,919,919	$3,099,922	$8,220,795	$13,532,728	$16,482,302	$16,228,082	$11,412,264	$87,640,898
93	**TOTAL REVENUE**		$18,233,124	$13,644,941	$10,449,321	$10,004,288	$10,502,017	$10,581,741	$12,326,631	$20,098,414	$27,340,780	$31,493,416	$31,622,408	$24,526,092	$220,823,173

ATMOS ENERGY CORPORATION – KENTUCKY
SIDE-BY-SIDE RATE SCHEDULES
TEST YEAR ENDING MARCH 31 2026

Line No.	Billing Component		Applicable Tariffs	Current Base Rates	Current PRP Rate	Current Total Rate	Proposed Base Rates	PRP Rate	Total Proposed Rate	Filed Proposed Rates
		(a)	(b)	(c)	(d)	(e)	(f)	(g)	(h)	(i)
					PRP not rolled into this case.			*PRP not rolled into this case.*		
1	**CUSTOMER CHARGES, $/month**									
2	Firm Services – Residential		G-1	**$19.30**	**$0.00**	**$19.30**	**$25.00**	**$0.00**	**$25.00**	
3	Firm Services – Non-Residential		G-1	**$66.00**	**$0.00**	**$66.00**	**$75.00**	**$0.00**	**$75.00**	
4	Interruptible Sales		G-2	**$520.00**	**$0.00**	**$520.00**	**$685.00**	**$0.00**	**$685.00**	
5	Firm Transportation		T-4	**$520.00**	**$0.00**	**$520.00**	**$685.00**	**$0.00**	**$685.00**	
6	Interruptible Transportation		T-3	**$520.00**	**$0.00**	**$520.00**	**$685.00**	**$0.00**	**$685.00**	
7	**DISTRIBUTION CHARGES, $/Mcf**	W/o PRP>								
8	Firm Sales – Residential		G-1							
9	1-300 Mcf	$0.74680		**$1.5483**	**$0.00000**	**$1.5483**	**$2.2951**	**$0.00000**	**$2.2951**	
10	301-15000 Mcf	$0.51910		**$1.0762**	**$0.00000**	**$1.0762**	**$1.5953**	**$0.00000**	**$1.5953**	
11	Over 15000	$0.42870		**$0.8888**	**$0.00000**	**$0.8888**	**$1.3175**	**$0.00000**	**$1.3175**	
12	Firm Sales – Non-Residential		G-1							
13	1-300 Mcf	$0.74680		**$1.5483**	**$0.00000**	**$1.5483**	**$2.2951**	**$0.00000**	**$2.2951**	
14	301-15000 Mcf	$0.51910		**$1.0762**	**$0.00000**	**$1.0762**	**$1.5953**	**$0.00000**	**$1.5953**	
15	Over 15000	$0.42870		**$0.8888**	**$0.00000**	**$0.8888**	**$1.3175**	**$0.00000**	**$1.3175**	
16	Firm Transportation		T-4							
17	1-300 Mcf			**$1.54830**	**$0.00000**	**$1.5483**	**$2.2951**	**$0.00000**	**$2.2951**	
18	301-15000 Mcf			**$1.07620**	**$0.00000**	**$1.0762**	**$1.5953**	**$0.00000**	**$1.5953**	
19	Over 15000			**$0.88880**	**$0.00000**	**$0.8888**	**$1.3175**	**$0.00000**	**$1.3175**	
20	Interruptible Sales		G-2							
21	1-15000 Mcf	$0.33990		**$0.95570**	**$0.00000**	**$0.9557**	**$1.2956**	**$0.00000**	**$1.2956**	
22	Over 15000	$0.27870		**$0.78370**	**$0.00000**	**$0.7837**	**$1.0624**	**$0.00000**	**$1.0624**	
23	Interruptible Transportation		T-3							
24	1-15000 Mcf			**$0.95570**	**$0.00000**	**$0.9557**	**$1.2956**	**$0.00000**	**$1.2956**	
25	Over 15000			**$0.78370**	**$0.00000**	**$0.7837**	**$1.0624**	**$0.00000**	**$1.0624**	
26	**OTHER CHARGES**									
27	Transp. Adm. Fee, $/Cust./Mtr.		T-2, T-3, T-4	**$50.00**		**$50.00**	**$50.00**		**$50.00**	
28	Parking, $/Mcf		T-4, T-3	**$0.00**		**$0.00**	**$0.00**		**$0.00**	
29										

Billing Component	(j)	(k)	Current Rate Norm Hrs (l)	Current Rate After Hrs (m)	Proposed Rate Norm Hrs (n)	Proposed Rate After Hrs (o)
SERVICE CHARGES						
Meter Set			**$3.00**	**$44.00**	**$3.00**	**$44.00**
Turn On			**$3.00**	**$28.00**	**$3.00**	**$28.00**
Read			**$3.00**	**$14.00**	**$3.00**	**$14.00**
Reconnect Delinquent Service			**$3.00**	**$47.00**	**$3.00**	**$47.00**
Seasonal Charge			**$3.00**	**$60.00**	**$3.00**	**$60.00**
Special Meter Reading Charge			**$0.00**	**N/A**	**$0.00**	**N/A**
Meter Test Charge			**$20.00**	**N/A**	**$20.00**	**N/A**
Returned Check Charge			**$4.00**	**N/A**	**$4.00**	**N/A**
Late Pymt Fee – G-1 Residential			**0.0%**	**0.0%**	**0.0%**	**0.0%**
Late Pymt Fee – G-1 Com & Pub Authority			**5.0%**	**0.0%**	**5.0%**	**0.0%**
Class 1 EFM Equipment Charge			**$75.00**	**N/A**	**$75.00**	**N/A**
Class 2 EFM Equipment Charge			**$175.00**	**N/A**	**$175.00**	**N/A**

SUMMARY OF PROPOSED VS. CURRENT RATES:

	Base Monthly Charges			Transp Adm/Parking/ EFM Charges			Distribution Charges			TOTAL				Cur Base Chrg	Prop Base Chrg	
Total Class	Current	Proposed	% Change	Current	Proposed	% Change	Current	Proposed	% Change	Current	Proposed	Difference	% Change	% of Revenue	% of Revenue	
Residential	37,162,594	48,138,075	29.53%	-			15,387,923	22,810,064	48.23%	52,550,517	70,948,139	18,397,622	35.01%	70.72%	67.85%	-2.87%
Commercial Firm	14,571,546	16,558,575	13.64%	-			8,328,813	12,346,103	48.23%	22,900,359	28,904,678	6,004,319	26.22%	63.63%	57.29%	-6.34%
Industrial Firm	166,584	189,300	13.64%				794,884	1,178,289	48.23%	961,468	1,367,589	406,121	42.24%	17.33%	13.84%	-3.48%
Public Authority Firm	1,189,188	1,351,350	13.64%	-			1,356,037	2,010,103	48.23%	2,545,225	3,361,453	816,228	32.07%	46.72%	40.20%	-6.52%
Com/Ind Interruptible	54,600	71,925	31.73%				171,654	232,700	35.56%	226,254	304,625	78,371	34.64%	24.13%	23.61%	-0.52%
Transportation	1,178,920	1,553,000	31.73%	243,925	243,925	0.00%	16,029,838	22,792,865	42.19%	17,452,683	24,589,790	7,137,107	40.89%	6.75%	6.32%	-0.44%
Special Contracts	80,160	80,160	0.00%	16,050	16,050	0.00%	3,022,030	3,022,030	0.00%	3,118,240	3,118,240	-	0.00%	2.57%	2.57%	0.00%
Sub-total Revenue	54,403,592	67,942,385	24.89%	259,975	259,975	0.00%	45,091,179	64,392,154	42.80%	99,754,746	132,594,514	32,839,768	32.92%			
		13,538,793						19,300,975								
Other Gas Revenues										426,374	587,770	161,396	37.85%			
Total Revenue							8,382,990	12,426,466		100,181,120	133,182,284	33,001,164	32.94%			
							52.3%	54.5%								
% fixed	54.3%	51.0%														

ATMOS ENERGY CORPORATION – KENTUCKY
BILL FREQUENCY WITH WEATHER & VOLUME / CONTRACT ADJUSTMENTS
TEST YEAR ENDING MARCH 31 2026

Line No.	Class of Customers	Rate	Base Period – 12 Months Ending June 2023											
			Jul-23	Aug-23	Sep-23	Oct-23	Nov-23	Dec-23	Jan-24	Feb-24	Mar-24	Apr-24	May-24	Jun-24
	(a)	(b)	(c)	(d)	(e)	(f)	(g)	(h)	(i)	(j)	(k)	(l)	(m)	(n)
1	RESIDENTIAL (Rate G-1)		$3,304,326	$3,299,833	$3,282,895	$3,526,700	$4,489,137	$5,472,659	$5,988,793	$6,232,440	$5,283,244	$4,497,800	$3,790,403	$3,382,287
2	FIRM BILLS	$19.30	158,859	158,643	157,525	158,693	160,008	161,112	162,059	162,229	162,136	162,288	161,528	160,443
3	Sales: 1-300	1.5483	153,941	153,732	156,728	299,635	904,852	1,526,317	1,847,868	2,003,113	1,391,215	882,027	434,614	184,549
4	Sales: 301-15000	1.0762	0	0	0	0	0	0	0	0	0	0	0	0
5	Sales: Over 15000	0.8888	0	0	0	0	0	0	0	0	0	0	0	0
6	CLASS TOTAL (Mcf/month)		153,941	153,732	156,728	299,635	904,852	1,526,317	1,847,868	2,003,113	1,391,215	882,027	434,614	184,549
7	Gas Charge per Mcf		$4.32	$3.20	$3.20	$3.20	$3.87	$3.87	$3.87	$3.53	$3.53	$3.53	$3.23	$3.23
8	Gas Costs		$665,426	$492,435	$502,032	$959,791	$3,502,864	$5,908,679	$7,153,468	$7,069,387	$4,909,878	$3,112,848	$1,402,674	$595,614
9														
10	FIRM COMMERCIAL (Rate G-1)		$1,397,786	$1,395,689	$1,378,478	$1,479,267	$1,944,207	$2,397,477	$2,632,313	$2,743,030	$2,336,944	$1,987,904	$1,649,564	$1,446,993
11	FIRM BILLS	66.00	17,806	17,752	17,631	17,835	18,260	18,536	18,799	18,781	18,794	18,834	18,536	18,167
12	Sales: 1-300	1.5483	129,917	134,059	112,677	148,378	434,659	693,438	797,910	875,119	657,304	449,230	256,080	146,719
13	Sales: 301-15000	1.0762	19,922	15,325	37,516	67,295	61,387	93,339	145,116	138,020	73,254	45,825	27,597	19,333
14	Sales: Over 15000	0.8888	0	0	0	0	0	0	0	0	0	0	0	0
15	CLASS TOTAL (Mcf/month)		149,839	149,385	150,193	215,673	496,045	786,777	943,027	1,013,139	730,558	495,055	283,677	166,052
16	Gas Charge per Mcf		$4.32	$3.20	$3.20	$3.20	$3.87	$3.87	$3.87	$3.53	$3.53	$3.53	$3.23	$3.23
17	Gas Costs		$647,693	$478,509	$481,097	$690,845	$1,920,291	$3,045,770	$3,650,645	$3,575,570	$2,578,286	$1,747,148	$915,539	$535,915
18														
19	FIRM INDUSTRIAL (Rate G-1)		$34,477	$41,537	$39,383	$44,235	$71,837	$107,821	$165,805	$156,329	$103,640	$78,935	$79,593	$37,877
20	FIRM BILLS	66.00	203	215	208	210	213	208	205	212	215	213	212	210
21	Sales: 1-300	1.5483	8,454	8,648	9,243	10,823	23,510	34,113	43,948	45,008	34,440	27,358	16,430	9,573
22	Sales: 301-15000	1.0762	7,424	12,968	10,541	12,654	19,864	38,354	78,266	67,506	33,568	20,925	37,319	8,543
23	Sales: Over 15000	0.8888	0	0	0	0	0	0	0	0	0	0	0	0
24	CLASS TOTAL (Mcf/month)		15,878	21,617	19,784	23,477	43,374	72,466	122,214	112,515	68,009	48,282	53,749	18,117
25	Gas Charge per Mcf		$4.32	$3.20	$3.20	$3.20	$3.87	$3.87	$3.87	$3.53	$3.53	$3.53	$3.23	$3.23
26	Gas Costs		$68,633	$69,243	$63,371	$75,201	$167,911	$280,532	$473,116	$397,087	$240,016	$170,399	$173,469	$58,470
27														
28	FIRM PUBLIC AUTHORITY (Rate G-1)		$134,369	$134,663	$136,293	$152,710	$222,737	$294,190	$326,570	$341,395	$277,958	$219,639	$167,990	$136,710
29	FIRM BILLS	66.00	1,490	1,493	1,496	1,504	1,502	1,507	1,516	1,503	1,507	1,504	1,513	1,483
30	Sales: 1-300	1.5483	21,359	21,453	23,643	31,614	73,414	114,686	124,978	134,401	105,739	72,573	39,287	22,476
31	Sales: 301-15000	1.0762	2,749	2,703	883	4,180	9,235	15,945	30,673	31,689	13,734	7,443	6,787	3,748
32	Sales: Over 15000	0.8888	0	0	0	0	0	0	0	0	0	0	0	0
33	CLASS TOTAL (Mcf/month)		24,109	24,156	24,526	35,794	82,649	130,630	155,651	166,090	119,473	80,016	46,074	26,223
34	Gas Charge per Mcf		$4.32	$3.20	$3.20	$3.20	$3.87	$3.87	$3.87	$3.53	$3.53	$3.53	$3.23	$3.23
35	Gas Costs		$104,212	$77,377	$78,562	$114,655	$319,950	$505,697	$602,556	$586,165	$421,643	$282,393	$148,700	$84,633
36														
37	INTERRUPTIBLE COMMERCIAL (G-2)		$1,058	$1,067	$1,157	$1,082	$1,722	$2,487	$2,982	$3,345	$2,610	$2,079	$2,460	$1,097
38	INT BILLS	520.00	2	2	2	2	3	3	3	3	3	3	4	2
39	Sales: 1-15000	0.9557	19	29	122	44	170	970	1,488	1,868	1,099	543	398	59
40	Sales: Over 15000	0.7837	0	0	0	0	0	0	0	0	0	0	0	0
41	CLASS TOTAL (Mcf/month)		19	29	122	44	170	970	1,488	1,868	1,099	543	398	59
42	Gas Charge per Mcf		$3.22	$2.00	$2.00	$2.00	$2.77	$2.77	$2.77	$2.40	$2.40	$2.40	$2.07	$2.07
43	Gas Costs		$61	$58	$245	$89	$471	$2,691	$4,127	$4,487	$2,640	$1,305	$821	$122

ATMOS ENERGY CORPORATION – KENTUCKY
BILL FREQUENCY WITH WEATHER & VOLUME / CONTRACT ADJUSTMENTS
TEST YEAR ENDING MARCH 31 2026

Line No.	Class of Customers	Rate	Base Period – 12 Months Ending June 2023											
			Jul-23	Aug-23	Sep-23	Oct-23	Nov-23	Dec-23	Jan-24	Feb-24	Mar-24	Apr-24	May-24	Jun-24
	(a)	(b)	(c)	(d)	(e)	(f)	(g)	(h)	(i)	(j)	(k)	(l)	(m)	(n)
44														
45	INTERRUPTIBLE INDUSTRIAL (G-2)		$9,867	$10,864	$13,500	$12,463	$15,884	$20,412	$21,700	$19,691	$22,166	$20,957	$18,096	$17,503
46	INT BILLS	520.00	5	5	6	6	6	5	8	8	6	6	6	6
47	Sales: 1-15000	0.9557	1,621	2,041	2,038	1,557	1,833	1,436	1,910	1,861	2,105	2,078	2,200	1,286
48	Sales: Over 15000	0.7837	7,296	8,056	10,760	10,023	14,052	20,977	20,051	17,548	21,736	20,225	16,426	16,784
49	CLASS TOTAL (Mcf/month)		8,916	10,097	12,798	11,580	15,885	22,413	21,961	19,409	23,841	22,304	18,627	18,070
50	Gas Charge per Mcf		$3.22	$2.00	$2.00	$2.00	$2.77	$2.77	$2.77	$2.40	$2.40	$2.40	$2.07	$2.07
51	Gas Costs		$28,744	$20,237	$25,651	$23,209	$44,052	$62,155	$60,903	$46,620	$57,267	$53,573	$38,477	$37,328
52														
53	TRANSPORTATION (T-4)		$655,018	$762,573	$830,219	$861,572	$1,048,540	$875,384	$826,229	$729,283	$687,736	$666,931	$656,826	$672,783
54	TRANSPORTATION BILLS	$520.00	117	117	117	117	117	118	118	118	118	118	118	118
55	Trans Admin Fee		$5,850	$5,850	$5,850	$5,850	$5,850	$5,900	$5,900	$5,900	$5,950	$5,900	$5,900	$5,900
56	EFM Fee		$6,750	$6,900	$6,750	$6,900	$6,900	$6,975	$7,050	$7,200	$6,975	$7,050	$7,050	$7,125
57	Parking Fee		$0	$0	$0	$0	$0	$0	$0	$0	$0	$0	$0	$0
58	Firm Transport: 1-300	1.5483	31,784	34,535	36,152	36,243	35,897	35,222	35,441	34,241	32,256	31,741	31,401	31,573
59	Firm Transport: 301-15000	1.0762	404,807	471,920	525,332	567,791	676,762	551,047	503,579	440,323	411,568	412,964	406,841	413,845
60	Firm Transport: Over 1500	0.8888	108,610	143,399	152,185	135,722	214,738	172,590	174,297	143,735	135,463	111,234	107,871	116,961
62	CLASS TOTAL (Mcf/month)		545,201	649,854	713,669	739,756	927,398	758,859	713,316	618,299	579,287	555,939	546,113	562,378
63														
64	ECONOMIC DEV RATE (EDR)		$0	$0	$0	$0	$0	$0	$0	$0	$0	$0	$0	$0
65	Firm Transport: 1-300	1.1612	0	0	0	0	0	0	0	0	0	0	0	0
66	Firm Transport: 301-15000	0.8072	0	0	0	0	0	0	0	0	0	0	0	0
67	Firm Transport: Over 15000	0.6666	0	0	0	0	0	0	0	0	0	0	0	0
68	CLASS TOTAL (Mcf/month)		0	0	0	0	0	0	0	0	0	0	0	0
69														
70	TRANSPORTATION (T-3)		$620,421	$714,361	$732,692	$735,838	$788,494	$713,431	$712,342	$669,432	$663,066	$656,524	$620,773	$552,212
71	TRANSPORTATION BILLS	$520.00	71	71	71	71	71	71	71	71	71	71	71	71
72	Trans Admin Fee		$3,500	$3,500	$3,500	$3,500	$3,500	$3,500	$3,500	$3,500	$3,500	$3,500	$3,500	$3,500
73	EFM Fee		$3,975	$3,975	$3,975	$3,975	$3,975	$3,975	$3,975	$3,975	$3,975	$3,975	$3,975	$3,975
74	Parking Fee		$0	$0	$0	$0	$0	$0	$0	$0	$0	$0	$0	$0
75	Interrupt Transport: 1-15000	0.9557	399,640	444,352	465,475	465,884	488,045	447,165	436,683	426,391	425,512	417,295	401,974	388,998
76	Interrupt Transport: Over 15000	0.7837	247,659	313,001	310,633	314,148	354,311	308,384	319,776	277,574	270,524	272,196	245,261	173,601
77	CLASS TOTAL (Mcf/month)		647,299	757,353	776,107	780,032	842,356	755,549	756,460	703,965	696,036	689,492	647,235	562,599
78														
79	SPECIAL CONTRACTS		$224,506	$270,434	$240,831	$215,894	$256,669	$240,852	$258,976	$304,934	$280,519	$294,857	$274,116	$255,651
80	TRANSPORTATION BILLS	$520.00	12	12	12	12	12	12	13	13	13	13	13	13
81	Trans Admin Fee		$600	$600	$600	$600	$600	$600	$650	$650	$650	$650	$650	$650
82	EFM Fee		$675	$675	$675	$675	$675	$675	$750	$750	$750	$750	$750	$750
83	Parking Fee		$0	$0	$0	$0	$0	$0	$0	$0	$0	$0	$0	$0
84	Transported Volumes	Various	1,095,712	1,171,326	1,223,327	1,296,950	1,535,324	1,391,760	1,467,401	1,320,464	1,275,923	1,174,025	1,325,397	1,227,574
85	Charges for Transport Volumes		$216,811	$262,739	$233,136	$208,199	$248,974	$233,157	$250,636	$296,594	$272,179	$286,517	$265,776	$247,311
86	CLASS TOTAL (Mcf/month)		1,095,712	1,171,326	1,223,327	1,296,950	1,535,324	1,391,760	1,467,401	1,320,464	1,275,923	1,174,025	1,325,397	1,227,574
87														
88	OTHER REVENUE													
89	Service Charges		$3,387	$3,698	$4,212	$9,928	$8,550	$4,906	$5,587	$4,026	$4,332	$3,438	$3,844	$3,004
90	Late Payment Fees		$0	$0	$0	$0	$0	$0	$0	$27,026	$26,258	$19,782	$14,419	$11,956
91														
92	**TOTAL GROSS PROFIT**		$6,385,216	$6,634,720	$6,659,659	$7,039,690	$8,847,777	$10,129,618	$10,941,298	$11,230,929	$9,688,474	$8,448,846	$7,278,085	$6,518,073
93	Gas Costs		$1,514,770	$1,137,858	$1,150,958	$1,863,790	$5,955,540	$9,805,523	$11,944,816	$11,679,315	$8,209,729	$5,367,666	$2,679,679	$1,312,081
94	**TOTAL REVENUE**		$7,899,985	$7,772,579	$7,810,617	$8,903,480	$14,803,317	$19,935,142	$22,886,113	$22,910,245	$17,898,203	$13,816,512	$9,957,765	$7,830,154

Line No.	Class of Customers	Rate	Jul-24	Aug-24	Sep-24	Oct-24	Nov-24	Dec-24	Jan-25	Feb-25	Mar-25
	(a)	(b)	(o)	(p)	(q)	(r)	(s)	(t)	(u)	(v)	(w)
1	RESIDENTIAL (Rate G-1)		$3,304,326	$3,299,833	$3,282,895	$3,526,700	$4,489,137	$5,472,659	$5,988,794	$6,232,440	$5,283,243
2	FIRM BILLS	$19.30	158,859	158,643	157,525	158,693	160,008	161,112	162,059	162,229	162,136
3	Sales: 1-300	1.5483	153,941	153,732	156,728	299,635	904,852	1,526,318	1,847,869	2,003,113	1,391,215
4	Sales: 301-15000	1.0762	0	0	0	0	0	0	0	0	0
5	Sales: Over 15000	0.8888	0	0	0	0	0	0	0	0	0
6	CLASS TOTAL (Mcf/month)		153,941	153,732	156,728	299,635	904,852	1,526,318	1,847,869	2,003,113	1,391,215
7	Gas Charge per Mcf		$3.23	$4.08	$4.08	$4.08	$3.25	$3.25	$3.25	$4.58	$4.58
8	Gas Costs		$496,830	$627,457	$639,687	$1,222,961	$2,939,734	$4,958,786	$6,003,459	$9,176,847	$6,373,562
9											
10	FIRM COMMERCIAL (Rate G-1)		$1,401,711	$1,399,620	$1,382,387	$1,483,419	$1,949,557	$2,403,994	$2,639,375	$2,750,400	$2,343,206
11	FIRM BILLS	66.00	17,856	17,802	17,681	17,885	18,310	18,586	18,849	18,831	18,844
12	Sales: 1-300	1.5483	130,282	134,437	112,996	148,796	435,865	695,338	800,068	877,488	659,080
13	Sales: 301-15000	1.0762	19,978	15,369	37,622	67,485	61,557	93,594	145,509	138,393	73,452
14	Sales: Over 15000	0.8888	0	0	0	0	0	0	0	0	0
15	CLASS TOTAL (Mcf/month)		150,260	149,805	150,618	216,282	497,422	788,932	945,576	1,015,881	732,532
16	Gas Charge per Mcf		$3.23	$4.08	$4.08	$4.08	$3.25	$3.25	$3.25	$4.58	$4.58
17	Gas Costs		$484,948	$611,430	$614,749	$882,753	$1,616,052	$2,563,127	$3,072,041	$4,654,049	$3,355,942
18											
19	FIRM INDUSTRIAL (Rate G-1)		$34,477	$41,537	$39,383	$44,235	$71,837	$107,821	$165,805	$156,329	$103,640
20	FIRM BILLS	66.00	203	215	208	210	213	208	205	212	215
21	Sales: 1-300	1.5483	8,454	8,648	9,243	10,823	23,510	34,113	43,948	45,008	34,440
22	Sales: 301-15000	1.0762	7,424	12,968	10,541	12,654	19,864	38,354	78,266	67,506	33,568
23	Sales: Over 15000	0.8888	0	0	0	0	0	0	0	0	0
24	CLASS TOTAL (Mcf/month)		15,878	21,617	19,784	23,477	43,374	72,466	122,214	112,515	68,009
25	Gas Charge per Mcf		$3.23	$4.08	$4.08	$4.08	$3.25	$3.25	$3.25	$4.58	$4.58
26	Gas Costs		$51,244	$88,229	$80,747	$95,821	$140,917	$235,433	$397,056	$515,463	$311,567
27											
28	FIRM PUBLIC AUTHORITY (Rate G-1)		$134,369	$134,663	$136,293	$152,710	$222,737	$294,190	$326,570	$341,395	$277,958
29	FIRM BILLS	66.00	1,490	1,493	1,496	1,504	1,502	1,507	1,516	1,503	1,507
30	Sales: 1-300	1.5483	21,359	21,453	23,643	31,614	73,414	114,686	124,978	134,401	105,739
31	Sales: 301-15000	1.0762	2,749	2,703	883	4,180	9,235	15,945	30,673	31,689	13,734
32	Sales: Over 15000	0.8888	0	0	0	0	0	0	0	0	0
33	CLASS TOTAL (Mcf/month)		24,109	24,156	24,526	35,794	82,649	130,630	155,651	166,090	119,473
34	Gas Charge per Mcf		$3.23	$4.08	$4.08	$4.08	$3.25	$3.25	$3.25	$4.58	$4.58
35	Gas Costs		$77,808	$98,593	$100,104	$146,093	$268,514	$424,400	$505,688	$760,906	$547,339
36											
37	INTERRUPTIBLE COMMERCIAL (G-2)		$1,058	$1,067	$1,157	$1,082	$1,722	$2,487	$2,982	$3,345	$2,610
38	INT BILLS	520.00	2	2	2	2	3	3	3	3	3
39	Sales: 1-15000	0.9557	19	29	122	44	170	970	1,488	1,868	1,099
40	Sales: Over 15000	0.7837	0	0	0	0	0	0	0	0	0
41	CLASS TOTAL (Mcf/month)		19	29	122	44	170	970	1,488	1,868	1,099
42	Gas Charge per Mcf		$2.07	$2.92	$2.92	$2.92	$3.43	$3.43	$3.43	$3.48	$3.48
43	Gas Costs		$39	$84	$358	$130	$583	$3,332	$5,110	$6,503	$3,826

Line No.	Class of Customers	Rate	Jul-24	Aug-24	Sep-24	Oct-24	Nov-24	Dec-24	Jan-25	Feb-25	Mar-25
	(a)	(b)	(o)	(p)	(q)	(r)	(s)	(t)	(u)	(v)	(w)
44											
45	INTERRUPTIBLE INDUSTRIAL (G-2)		$9,867	$10,864	$13,500	$12,463	$15,884	$20,412	$21,700	$19,691	$22,166
46	INT BILLS	520.00	5	5	6	6	6	5	8	8	6
47	Sales: 1-15000	0.9557	1,621	2,041	2,038	1,557	1,833	1,436	1,910	1,861	2,105
48	Sales: Over 15000	0.7837	7,296	8,056	10,760	10,023	14,052	20,977	20,051	17,548	21,736
49	CLASS TOTAL (Mcf/month)		8,916	10,097	12,798	11,580	15,885	22,413	21,961	19,409	23,841
50	Gas Charge per Mcf		$2.07	$2.92	$2.92	$2.92	$3.43	$3.43	$3.43	$3.48	$3.48
51	Gas Costs		$18,419	$29,501	$37,392	$33,834	$54,541	$76,954	$75,404	$67,568	$82,998
52											
53	TRANSPORTATION (T-4)		$655,018	$762,573	$830,219	$861,572	$1,048,540	$875,384	$826,229	$729,283	$687,736
54	TRANSPORTATION BILLS	$520.00	117	117	117	117	117	118	118	118	118
55	Trans Admin Fee		$5,850	$5,850	$5,850	$5,850	$5,850	$5,900	$5,900	$5,900	$5,950
56	EFM Fee		$6,750	$6,900	$6,750	$6,900	$6,900	$6,975	$7,050	$7,200	$6,975
57	Parking Fee		$0	$0	$0	$0	$0	$0	$0	$0	$0
58	Firm Transport: 1-300	1.5483	31,784	34,535	36,152	36,243	35,897	35,222	35,441	34,241	32,256
59	Firm Transport: 301-15000	1.0762	404,807	471,920	525,332	567,791	676,762	551,047	503,579	440,323	411,568
60	Firm Transport: Over 1500	0.8888	108,610	143,399	152,185	135,722	214,738	172,590	174,297	143,735	135,463
62	CLASS TOTAL (Mcf/month)		545,201	649,854	713,669	739,756	927,398	758,859	713,316	618,299	579,287
63											
64	ECONOMIC DEV RATE (EDR)		$0	$0	$0	$0	$0	$0	$0	$0	$0
65	Firm Transport: 1-300	1.1612	0	0	0	0	0	0	0	0	0
66	Firm Transport: 301-15000	0.8072	0	0	0	0	0	0	0	0	0
67	Firm Transport: Over 15000	0.6666	0	0	0	0	0	0	0	0	0
68	CLASS TOTAL (Mcf/month)		0	0	0	0	0	0	0	0	0
69											
70	TRANSPORTATION (T-3)		$620,421	$714,361	$732,692	$735,838	$788,494	$713,431	$712,342	$669,432	$663,066
71	TRANSPORTATION BILLS	$520.00	71	71	71	71	71	71	71	71	71
72	Trans Admin Fee		$3,500	$3,500	$3,500	$3,500	$3,500	$3,500	$3,500	$3,500	$3,500
73	EFM Fee		$3,975	$3,975	$3,975	$3,975	$3,975	$3,975	$3,975	$3,975	$3,975
74	Parking Fee		$0	$0	$0	$0	$0	$0	$0	$0	$0
75	Interrupt Transport: 1-15000	0.9557	399,640	444,352	465,475	465,884	488,045	447,165	436,683	426,391	425,512
76	Interrupt Transport: Over 15000	0.7837	247,659	313,001	310,633	314,148	354,311	308,384	319,776	277,574	270,524
77	CLASS TOTAL (Mcf/month)		647,299	757,353	776,107	780,032	842,356	755,549	756,460	703,965	696,036
78											
79	SPECIAL CONTRACTS		$224,506	$270,434	$240,831	$215,894	$256,669	$240,852	$258,976	$304,934	$280,519
80	TRANSPORTATION BILLS	$520.00	12	12	12	12	12	12	13	13	13
81	Trans Admin Fee		$600	$600	$600	$600	$600	$600	$650	$650	$650
82	EFM Fee		$675	$675	$675	$675	$675	$675	$750	$750	$750
83	Parking Fee		$0	$0	$0	$0	$0	$0	$0	$0	$0
84	Transported Volumes	Various	1,095,712	1,171,326	1,223,327	1,296,950	1,535,324	1,391,760	1,467,401	1,320,464	1,275,923
85	Charges for Transport Volumes		$216,811	$262,739	$233,136	$208,199	$248,974	$233,157	$250,636	$296,594	$272,179
86	CLASS TOTAL (Mcf/month)		1,095,712	1,171,326	1,223,327	1,296,950	1,535,324	1,391,760	1,467,401	1,320,464	1,275,923
87											
88	OTHER REVENUE										
89	Service Charges		$3,387	$3,698	$4,212	$9,928	$8,550	$4,906	$5,587	$4,026	$4,332
90	Late Payment Fees		$13,930	$13,263	$14,177	$14,105	$16,817	$25,571	$35,814	$41,214	$53,561
91											
92	**TOTAL GROSS PROFIT**		$6,403,071	$6,651,914	$6,677,746	$7,057,948	$8,869,945	$10,161,707	$10,984,174	$11,252,488	$9,722,039
93	Gas Costs		$1,129,288	$1,455,295	$1,473,037	$2,381,592	$5,020,343	$8,262,032	$10,058,758	$15,181,336	$10,675,235
94	**TOTAL REVENUE**		$7,532,359	$8,107,209	$8,150,783	$9,439,540	$13,890,288	$18,423,739	$21,042,932	$26,433,824	$20,397,274

Line No.	Class of Customers	Rate	Test Period – 12 Months Ending June 2024											
			Apr-25	May-25	Jun-25	Jul-25	Aug-25	Sep-25	Oct-25	Nov-25	Dec-25	Jan-26	Feb-26	Mar-26
	(a)	(b)	(x)	(y)	(z)	(aa)	(ab)	(ac)	(ad)	(ae)	(af)	(ag)	(ah)	(ai)
1	RESIDENTIAL (Rate G-1)		$4,497,799	$3,790,404	$3,382,286	$3,304,326	$3,299,833	$3,282,895	$3,526,700	$4,489,137	$5,472,659	$5,988,794	$6,232,440	$5,283,243
2	FIRM BILLS	$19.30	162,288	161,528	160,443	158,859	158,643	157,525	158,693	160,008	161,112	162,059	162,229	162,136
3	Sales: 1-300	1.5483	882,026	434,614	184,549	153,941	153,732	156,728	299,635	904,852	1,526,318	1,847,869	2,003,113	1,391,215
4	Sales: 301-15000	1.0762	0	0	0	0	0	0	0	0	0	0	0	0
5	Sales: Over 15000	0.8888	0	0	0	0	0	0	0	0	0	0	0	0
6	CLASS TOTAL (Mcf/month)		882,026	434,614	184,549	153,941	153,732	156,728	299,635	904,852	1,526,318	1,847,869	2,003,113	1,391,215
7	Gas Charge per Mcf		$4.58	$4.93	$4.93	$4.93	$5.30	$5.30	$5.30	$5.33	$5.33	$5.33	$4.89	$4.89
8	Gas Costs		$4,040,819	$2,144,025	$910,409	$759,418	$814,618	$830,496	$1,587,751	$4,822,698	$8,134,995	$9,848,803	$9,800,500	$6,806,706
9														
10	FIRM COMMERCIAL (Rate G-1)		$1,993,207	$1,654,025	$1,450,975	$1,405,636	$1,403,551	$1,386,296	$1,487,571	$1,954,909	$2,410,511	$2,646,438	$2,757,770	$2,349,469
11	FIRM BILLS	66.00	18,884	18,586	18,217	17,906	17,852	17,731	17,935	18,360	18,636	18,899	18,881	18,894
12	Sales: 1-300	1.5483	450,438	256,777	147,123	130,646	134,814	113,316	149,215	437,071	697,238	802,225	879,857	660,856
13	Sales: 301-15000	1.0762	45,948	27,672	19,386	20,034	15,412	37,728	67,675	61,727	93,850	145,901	138,767	73,650
14	Sales: Over 15000	0.8888	0	0	0	0	0	0	0	0	0	0	0	0
15	CLASS TOTAL (Mcf/month)		496,386	284,449	166,509	150,680	150,226	151,044	216,890	498,799	791,088	948,126	1,018,624	734,506
16	Gas Charge per Mcf		$4.58	$4.93	$4.93	$4.93	$5.30	$5.30	$5.30	$5.33	$5.33	$5.33	$4.89	$4.89
17	Gas Costs		$2,274,090	$1,403,237	$821,416	$743,332	$796,040	$800,376	$1,149,288	$2,658,506	$4,216,356	$5,053,340	$4,983,754	$3,593,667
18														
19	FIRM INDUSTRIAL (Rate G-1)		78,935	79,593	37,877	34,477	41,537	39,383	44,235	71,837	107,821	165,805	156,329	103,640
20	FIRM BILLS	66.00	213	212	210	203	215	208	210	213	208	205	212	215
21	Sales: 1-300	1.5483	27,358	16,430	9,573	8,454	8,648	9,243	10,823	23,510	34,113	43,948	45,008	34,440
22	Sales: 301-15000	1.0762	20,925	37,319	8,543	7,424	12,968	10,541	12,654	19,864	38,354	78,266	67,506	33,568
23	Sales: Over 15000	0.8888	0	0	0	0	0	0	0	0	0	0	0	0
24	CLASS TOTAL (Mcf/month)		48,282	53,749	18,117	15,878	21,617	19,784	23,477	43,374	72,466	122,214	112,515	68,009
25	Gas Charge per Mcf		$4.58	$4.93	$4.93	$4.93	$5.30	$5.30	$5.30	$5.33	$5.33	$5.33	$4.89	$4.89
26	Gas Costs		221,196	265,152	89,373	78,327	114,547	104,833	124,403	231,178	386,232	651,380	550,494	332,741
27														
28	FIRM PUBLIC AUTHORITY (Rate G-1)		$219,639	$167,990	$136,710	$134,369	$134,663	$136,293	$152,710	$222,737	$294,190	$326,570	$341,395	$277,958
29	FIRM BILLS	66.00	1,504	1,513	1,483	1,490	1,493	1,496	1,504	1,502	1,507	1,516	1,503	1,507
30	Sales: 1-300	1.5483	72,573	39,287	22,476	21,359	21,453	23,643	31,614	73,414	114,686	124,978	134,401	105,739
31	Sales: 301-15000	1.0762	7,443	6,787	3,748	2,749	2,703	883	4,180	9,235	15,945	30,673	31,689	13,734
32	Sales: Over 15000	0.8888	0	0	0	0	0	0	0	0	0	0	0	0
33	CLASS TOTAL (Mcf/month)		80,016	46,074	26,223	24,109	24,156	24,526	35,794	82,649	130,630	155,651	166,090	119,473
34	Gas Charge per Mcf		$4.58	$4.93	$4.93	$4.93	$5.30	$5.30	$5.30	$5.33	$5.33	$5.33	$4.89	$4.89
35	Gas Costs		$366,577	$227,292	$129,363	$118,931	$128,002	$129,963	$189,670	$440,503	$696,237	$829,592	$812,617	$584,536
36														
37	INTERRUPTIBLE COMMERCIAL (G-2)		$2,079	$2,460	$1,097	$1,058	$1,067	$1,157	$1,082	$1,722	$2,487	$2,982	$3,345	$2,610
38	INT BILLS	520.00	3	4	2	2	2	2	2	3	3	3	3	3
39	Sales: 1-15000	0.9557	543	398	59	19	29	122	44	170	970	1,488	1,868	1,099
40	Sales: Over 15000	0.7837	0	0	0	0	0	0	0	0	0	0	0	0
41	CLASS TOTAL (Mcf/month)		543	398	59	19	29	122	44	170	970	1,488	1,868	1,099
42	Gas Charge per Mcf		$3.48	$3.83	$3.83	$3.83	$4.20	$4.20	$4.20	$4.23	$4.23	$4.23	$3.79	$3.79
43	Gas Costs		$1,891	$1,524	$227	$73	$120	$514	$186	$719	$4,105	$6,295	$7,086	$4,169

Line No.	Class of Customers	Rate	Test Period – 12 Months Ending June 2024											
			Apr-25	May-25	Jun-25	Jul-25	Aug-25	Sep-25	Oct-25	Nov-25	Dec-25	Jan-26	Feb-26	Mar-26
	(a)	(b)	(x)	(y)	(z)	(aa)	(ab)	(ac)	(ad)	(ae)	(af)	(ag)	(ah)	(ai)
44														
45	INTERRUPTIBLE INDUSTRIAL (G-2)		20,957	18,096	17,503	9,867	10,864	13,500	12,463	15,884	20,412	21,700	19,691	22,166
46	INT BILLS	520.00	6	6	6	5	5	6	6	6	5	8	8	6
47	Sales: 1-15000	0.9557	2,078	2,200	1,286	1,621	2,041	2,038	1,557	1,833	1,436	1,910	1,861	2,105
48	Sales: Over 15000	0.7837	20,225	16,426	16,784	7,296	8,056	10,760	10,023	14,052	20,977	20,051	17,548	21,736
49	CLASS TOTAL (Mcf/month)		22,304	18,627	18,070	8,916	10,097	12,798	11,580	15,885	22,413	21,961	19,409	23,841
50	Gas Charge per Mcf		$3.48	$3.83	$3.83	$3.83	$4.20	$4.20	$4.20	$4.23	$4.23	$4.23	$3.79	$3.79
51	Gas Costs		$77,646	$71,399	$69,266	$34,178	$42,397	$53,737	$48,623	$67,191	$94,802	$92,892	$73,630	$90,445
52														
53	TRANSPORTATION (T-4)		$666,931	$656,826	$672,783	$655,018	$762,573	$830,219	$861,572	$1,048,540	$875,384	$826,229	$729,283	$687,736
54	TRANSPORTATION BILLS	$520.00	118	118	118	117	117	117	117	117	118	118	118	118
55	Trans Admin Fee		$5,900	$5,900	$5,900	$5,850	$5,850	$5,850	$5,850	$5,850	$5,900	$5,900	$5,900	$5,950
56	EFM Fee		$7,050	$7,050	$7,125	$6,750	$6,900	$6,750	$6,900	$6,900	$6,975	$7,050	$7,200	$6,975
57	Parking Fee		$0	$0	$0	$0	$0	$0	$0	$0	$0	$0	$0	$0
58	Firm Transport: 1-300	1.5483	31,741	31,401	31,573	31,784	34,535	36,152	36,243	35,897	35,222	35,441	34,241	32,256
59	Firm Transport: 301-15000	1.0762	412,964	406,841	413,845	404,807	471,920	525,332	567,791	676,762	551,047	503,579	440,323	411,568
60	Firm Transport: Over 1500	0.8888	111,234	107,871	116,961	108,610	143,399	152,185	135,722	214,738	172,590	174,297	143,735	135,463
62	CLASS TOTAL (Mcf/month)		555,939	546,113	562,378	545,201	649,854	713,669	739,756	927,398	758,859	713,316	618,299	579,287
63														
64	ECONOMIC DEV RATE (EDR)		$0	$0	$0	$0	$0	$0	$0	$0	$0	$0	$0	$0
65	Firm Transport: 1-300	1.1612	0	0	0	0	0	0	0	0	0	0	0	0
66	Firm Transport: 301-15000	0.8072	0	0	0	0	0	0	0	0	0	0	0	0
67	Firm Transport: Over 15000	0.6666	0	0	0	0	0	0	0	0	0	0	0	0
68	CLASS TOTAL (Mcf/month)		0	0	0	0	0	0	0	0	0	0	0	0
69														
70	TRANSPORTATION (T-3)		$656,524	$620,773	$552,212	$620,421	$714,361	$732,692	$735,838	$788,494	$713,431	$712,342	$669,432	$663,066
71	TRANSPORTATION BILLS	$520.00	71	71	71	71	71	71	71	71	71	71	71	71
72	Trans Admin Fee		$3,500	$3,500	$3,500	$3,500	$3,500	$3,500	$3,500	$3,500	$3,500	$3,500	$3,500	$3,500
73	EFM Fee		$3,975	$3,975	$3,975	$3,975	$3,975	$3,975	$3,975	$3,975	$3,975	$3,975	$3,975	$3,975
74	Parking Fee		$0	$0	$0	$0	$0	$0	$0	$0	$0	$0	$0	$0
75	Interrupt Transport: 1-15000	0.9557	417,295	401,974	388,998	399,640	444,352	465,475	465,884	488,045	447,165	436,683	426,391	425,512
76	Interrupt Transport: Over 15000	0.7837	272,196	245,261	173,601	247,659	313,001	310,633	314,148	354,311	308,384	319,776	277,574	270,524
77	CLASS TOTAL (Mcf/month)		689,492	647,235	562,599	647,299	757,353	776,107	780,032	842,356	755,549	756,460	703,965	696,036
78														
79	SPECIAL CONTRACTS		$294,857	$274,116	$255,651	$224,506	$270,434	$240,831	$215,894	$256,669	$240,852	$258,976	$304,934	$280,519
80	TRANSPORTATION BILLS	$520.00	13	13	13	12	12	12	12	12	12	13	13	13
81	Trans Admin Fee		$650	$650	$650	$600	$600	$600	$600	$600	$600	$650	$650	$650
82	EFM Fee		$750	$750	$750	$675	$675	$675	$675	$675	$675	$750	$750	$750
83	Parking Fee		$0	$0	$0	$0	$0	$0	$0	$0	$0	$0	$0	$0
84	Transported Volumes	Various	1,174,025	1,325,397	1,227,574	1,095,712	1,171,326	1,223,327	1,296,950	1,535,324	1,391,760	1,467,401	1,320,464	1,275,923
85	Charges for Transport Volumes		$286,517	$265,776	$247,311	$216,811	$262,739	$233,136	$208,199	$248,974	$233,157	$250,636	$296,594	$272,179
86	CLASS TOTAL (Mcf/month)		1,174,025	1,325,397	1,227,574	1,095,712	1,171,326	1,223,327	1,296,950	1,535,324	1,391,760	1,467,401	1,320,464	1,275,923
87														
88	OTHER REVENUE													
89	Service Charges		$3,438	$3,844	$3,004	$3,387	$3,698	$4,212	$9,928	$8,550	$4,906	$5,587	$4,026	$4,332
90	Late Payment Fees		$41,096	$30,594	$21,780	$16,033	$15,172	$15,548	$15,486	$18,793	$33,240	$47,958	$55,753	$56,008
91														
92	**TOTAL GROSS PROFIT**		$8,475,463	$7,298,721	$6,531,878	$6,409,099	$6,657,754	$6,683,026	$7,063,480	$8,877,272	$10,175,893	$11,003,381	$11,274,397	$9,730,749
93	Gas Costs		$6,982,219	$4,112,630	$2,020,054	$1,734,260	$1,895,724	$1,919,919	$3,099,922	$8,220,795	$13,532,728	$16,482,302	$16,228,082	$11,412,264
94	**TOTAL REVENUE**		$15,457,682	$11,411,351	$8,551,932	$8,143,359	$8,553,478	$8,602,946	$10,163,402	$17,098,067	$23,708,621	$27,485,683	$27,502,479	$21,143,013

Line No.	Class of Customers	Rate	Apr-26	May-26	Jun-26	Jul-26	Aug-26	Sep-26	Oct-26	Nov-26	Dec-26	Jan-27	Feb-27	Mar-27	Apr-27	May-27	Jun-27	Jul-27	Aug-27	Sep-27	Oct-27	Nov-27	Dec-27	Jan-28	Feb-28	Mar-28
	(a)	(b)	(aj)	(ak)	(al)	(am)	(an)	(ao)	(ap)	(aq)	(ar)	(as)	(at)	(au)	(av)	(aw)	(ax)	(ay)	(az)	(ba)	(bb)	(bc)	(bd)	(be)	(bf)	(bg)
1	RESIDENTIAL (Rate G-1)		$4,497,799	$3,790,404	$3,382,286	$3,304,326	$3,299,833	$3,282,895	$3,526,700	$4,489,137	$5,472,659	$5,988,794	$6,232,440	$5,283,243	$4,497,799	$3,790,404	$3,382,286	$3,304,326	$3,299,833	$3,282,895	$3,526,700	$4,489,137	$5,472,659	$5,988,794	$6,232,440	$5,283,243
2	FIRM BILLS	$19.30	162,288	161,528	160,443	158,859	158,643	157,525	158,693	160,008	161,112	162,059	162,229	162,136	162,288	161,528	160,443	158,859	158,643	157,525	158,693	160,008	161,112	162,059	162,229	162,136
3	Sales: 1-300	1.5483	882,026	434,614	184,549	153,941	153,732	156,728	299,635	904,852	1,526,318	1,847,869	2,003,113	1,391,215	882,026	434,614	184,549	153,941	153,732	156,728	299,635	904,852	1,526,318	1,847,869	2,003,113	1,391,215
4	Sales: 301-15000	1.0762	0	0	0	0	0	0	0	0	0	0	0	0	0	0	0	0	0	0	0	0	0	0	0	0
5	Sales: Over 15000	0.8888	0	0	0	0	0	0	0	0	0	0	0	0	0	0	0	0	0	0	0	0	0	0	0	0
6	CLASS TOTAL (Mcf/month)		882,026	434,614	184,549	153,941	153,732	156,728	299,635	904,852	1,526,318	1,847,869	2,003,113	1,391,215	882,026	434,614	184,549	153,941	153,732	156,728	299,635	904,852	1,526,318	1,847,869	2,003,113	1,391,215
7	Gas Charge per Mcf		$4.89	$5.29	$5.29	$5.29	$5.52	$5.52	$5.52	$5.52	$5.52	$5.52	$5.04	$5.04	$5.04	$5.26	$5.26	$5.26	$5.48	$5.48	$5.48	$5.50	$5.50	$5.50	$5.01	$5.01
8	Gas Costs		$4,315,431	$2,300,945	$977,041	$815,000	$847,907	$864,434	$1,652,634	$4,994,221	$8,424,324	$10,199,085	$10,094,445	$7,010,858	$4,444,863	$2,284,988	$970,265	$809,347	$842,561	$858,984	$1,642,214	$4,979,438	$8,399,388	$10,168,896	$10,029,239	$6,965,570
9																										
10	FIRM COMMERCIAL (Rate G-1)		$1,998,510	$1,658,486	$1,454,958	$1,409,561	$1,407,482	$1,390,206	$1,491,723	$1,960,260	$2,417,029	$2,653,501	$2,765,140	$2,355,732	$2,003,816	$1,662,944	$1,458,943	$1,413,486	$1,411,413	$1,394,115	$1,495,876	$1,965,611	$2,423,547	$2,660,564	$2,772,511	$2,361,995
11	FIRM BILLS	66.00	18,934	18,636	18,267	17,956	17,902	17,781	17,985	18,410	18,686	18,949	18,931	18,944	18,984	18,686	18,317	18,006	17,952	17,831	18,035	18,460	18,736	18,999	18,981	18,994
12	Sales: 1-300	1.5483	451,647	257,475	147,526	131,011	135,192	113,636	149,633	438,278	699,138	804,383	882,226	662,632	452,856	258,171	147,932	131,376	135,570	113,955	150,052	439,484	701,039	806,541	884,596	664,408
13	Sales: 301-15000	1.0762	46,071	27,747	19,439	20,090	15,455	37,835	67,865	61,898	94,106	146,293	139,141	73,848	46,194	27,822	19,493	20,146	15,498	37,941	68,055	62,068	94,362	146,686	139,514	74,046
14	Sales: Over 15000	0.8888	0	0	0	0	0	0	0	0	0	0	0	0	0	0	0	0	0	0	0	0	0	0	0	0
15	CLASS TOTAL (Mcf/month)		497,717	285,222	166,966	151,101	150,647	151,470	217,498	500,176	793,244	950,676	1,021,367	736,480	499,051	285,993	167,425	151,522	151,068	151,896	218,106	501,552	795,401	953,227	1,024,110	738,454
16	Gas Charge per Mcf		$4.89	$5.29	$5.29	$5.29	$5.52	$5.52	$5.52	$5.52	$5.52	$5.52	$5.04	$5.04	$5.04	$5.26	$5.26	$5.26	$5.48	$5.48	$5.48	$5.50	$5.50	$5.50	$5.01	$5.01
17	Gas Costs		$2,435,149	$1,510,030	$883,954	$799,963	$830,890	$835,432	$1,199,608	$2,760,658	$4,378,216	$5,247,142	$5,147,053	$3,711,400	$2,514,905	$1,503,610	$880,236	$796,627	$827,958	$832,499	$1,195,378	$2,760,063	$4,377,122	$5,245,645	$5,127,540	$3,697,310
18																										
19	FIRM INDUSTRIAL (Rate G-1)		$78,935	$79,593	$37,877	$34,477	$41,537	$39,383	$44,235	$71,837	$107,821	$165,805	$156,329	$103,640	$78,935	$79,593	$37,877	$34,477	$41,537	$39,383	$44,235	$71,837	$107,821	$165,805	$156,329	$103,640
20	FIRM BILLS	66.00	213	212	210	203	215	208	210	213	208	205	212	215	213	212	210	203	215	208	210	213	208	205	212	215
21	Sales: 1-300	1.5483	27,358	16,430	9,573	8,454	8,648	9,243	10,823	23,510	34,113	43,948	45,008	34,440	27,358	16,430	9,573	8,454	8,648	9,243	10,823	23,510	34,113	43,948	45,008	34,440
22	Sales: 301-15000	1.0762	20,925	37,319	8,543	7,424	12,968	10,541	12,654	19,864	38,354	78,266	67,506	33,568	20,925	37,319	8,543	7,424	12,968	10,541	12,654	19,864	38,354	78,266	67,506	33,568
23	Sales: Over 15000	0.8888	0	0	0	0	0	0	0	0	0	0	0	0	0	0	0	0	0	0	0	0	0	0	0	0
24	CLASS TOTAL (Mcf/month)		48,282	53,749	18,117	15,878	21,617	19,784	23,477	43,374	72,466	122,214	112,515	68,009	48,282	53,749	18,117	15,878	21,617	19,784	23,477	43,374	72,466	122,214	112,515	68,009
25	Gas Charge per Mcf		$4.89	$5.29	$5.29	$5.29	$5.52	$5.52	$5.52	$5.52	$5.52	$5.52	$5.04	$5.04	$5.04	$5.26	$5.26	$5.26	$5.48	$5.48	$5.48	$5.50	$5.50	$5.50	$5.01	$5.01
26	Gas Costs		$236,229	$284,558	$95,914	$84,060	$119,228	$109,116	$129,487	$239,400	$399,969	$674,547	$567,005	$342,721	$243,314	$282,585	$95,248	$83,477	$118,476	$108,428	$128,671	$238,691	$398,785	$672,550	$563,342	$340,507
27																										
28	FIRM PUBLIC AUTHORITY (Rate G-1)		$219,639	$167,990	$136,710	$134,369	$134,663	$136,293	$152,710	$222,737	$294,190	$326,570	$341,395	$277,958	$219,639	$167,990	$136,710	$134,369	$134,663	$136,293	$152,710	$222,737	$294,190	$326,570	$341,395	$277,958
29	FIRM BILLS	66.00	1,504	1,513	1,483	1,490	1,493	1,496	1,504	1,502	1,507	1,516	1,503	1,507	1,504	1,513	1,483	1,490	1,493	1,496	1,504	1,502	1,507	1,516	1,503	1,507
30	Sales: 1-300	1.5483	72,573	39,287	22,476	21,359	21,453	23,643	31,614	73,414	114,686	124,978	134,401	105,739	72,573	39,287	22,476	21,359	21,453	23,643	31,614	73,414	114,686	124,978	134,401	105,739
31	Sales: 301-15000	1.0762	7,443	6,787	3,748	2,749	2,703	883	4,180	9,235	15,945	30,673	31,689	13,734	7,443	6,787	3,748	2,749	2,703	883	4,180	9,235	15,945	30,673	31,689	13,734
32	Sales: Over 15000	0.8888	0	0	0	0	0	0	0	0	0	0	0	0	0	0	0	0	0	0	0	0	0	0	0	0
33	CLASS TOTAL (Mcf/month)		80,016	46,074	26,223	24,109	24,156	24,526	35,794	82,649	130,630	155,651	166,090	119,473	80,016	46,074	26,223	24,109	24,156	24,526	35,794	82,649	130,630	155,651	166,090	119,473
34	Gas Charge per Mcf		$4.89	$5.29	$5.29	$5.29	$5.52	$5.52	$5.52	$5.52	$5.52	$5.52	$5.04	$5.04	$5.04	$5.26	$5.26	$5.26	$5.48	$5.48	$5.48	$5.50	$5.50	$5.50	$5.01	$5.01
35	Gas Costs		$391,489	$243,928	$138,831	$127,636	$133,233	$135,274	$197,421	$456,170	$720,999	$859,097	$836,990	$602,068	$403,231	$242,236	$137,868	$126,751	$132,393	$134,421	$196,176	$454,820	$718,865	$856,554	$831,583	$598,179
36																										
37	INTERRUPTIBLE COMMERCIAL (G-2)		$2,079	$2,460	$1,097	$1,058	$1,067	$1,157	$1,082	$1,722	$2,487	$2,982	$3,345	$2,610	$2,079	$2,460	$1,097	$1,058	$1,067	$1,157	$1,082	$1,722	$2,487	$2,982	$3,345	$2,610
38	INT BILLS	520.00	3	4	2	2	2	2	2	3	3	3	3	3	3	4	2	2	2	2	2	3	3	3	3	3
39	Sales: 1-15000	0.9557	543	398	59	19	29	122	44	170	970	1,488	1,868	1,099	543	398	59	19	29	122	44	170	970	1,488	1,868	1,099
40	Sales: Over 15000	0.7837	0	0	0	0	0	0	0	0	0	0	0	0	0	0	0	0	0	0	0	0	0	0	0	0
41	CLASS TOTAL (Mcf/month)		543	398	59	19	29	122	44	170	970	1,488	1,868	1,099	543	398	59	19	29	122	44	170	970	1,488	1,868	1,099
42	Gas Charge per Mcf		$3.79	$4.20	$4.20	$4.20	$4.42	$4.42	$4.42	$4.42	$4.42	$4.42	$3.94	$3.94	$3.94	$4.16	$4.16	$4.16	$4.38	$4.38	$4.38	$4.41	$4.41	$4.41	$3.91	$3.91
43	Gas Costs		$2,061	$1,668	$249	$80	$127	$541	$196	$751	$4,290	$6,579	$7,362	$4,332	$2,141	$1,654	$247	$79	$126	$537	$194	$749	$4,275	$6,556	$7,303	$4,297

Line No.	Class of Customers	Rate	Apr-26	May-26	Jun-26	Jul-26	Aug-26	Sep-26	Oct-26	Nov-26	Dec-26	Jan-27	Feb-27	Mar-27	Apr-27	May-27	Jun-27	Jul-27	Aug-27	Sep-27	Oct-27	Nov-27	Dec-27	Jan-28	Feb-28	Mar-28
	(a)	(b)	(aj)	(ak)	(al)	(am)	(an)	(ao)	(ap)	(aq)	(ar)	(as)	(at)	(au)	(av)	(aw)	(ax)	(ay)	(az)	(ba)	(bb)	(bc)	(bd)	(be)	(bf)	(bg)
44																										
45	INTERRUPTIBLE INDUSTRIAL (G-2)		$20,957	$18,096	$17,503	$9,867	$10,864	$13,500	$12,463	$15,884	$20,412	$21,700	$19,691	$22,166	$20,957	$18,096	$17,503	$9,867	$10,864	$13,500	$12,463	$15,884	$20,412	$21,700	$19,691	$22,166
46	INT BILLS	520.00	6	6	6	5	5	6	6	6	5	8	8	6	6	6	6	5	5	6	6	6	5	8	8	6
47	Sales: 1-15000	0.9557	2,078	2,200	1,286	1,621	2,041	2,038	1,557	1,833	1,436	1,910	1,861	2,105	2,078	2,200	1,286	1,621	2,041	2,038	1,557	1,833	1,436	1,910	1,861	2,105
48	Sales: Over 15000	0.7837	20,225	16,426	16,784	7,296	8,056	10,760	10,023	14,052	20,977	20,051	17,548	21,736	20,225	16,426	16,784	7,296	8,056	10,760	10,023	14,052	20,977	20,051	17,548	21,736
49	CLASS TOTAL (Mcf/month)		22,304	18,627	18,070	8,916	10,097	12,798	11,580	15,885	22,413	21,961	19,409	23,841	22,304	18,627	18,070	8,916	10,097	12,798	11,580	15,885	22,413	21,961	19,409	23,841
50	Gas Charge per Mcf		$3.79	$4.20	$4.20	$4.20	$4.42	$4.42	$4.42	$4.42	$4.42	$4.42	$3.94	$3.94	$3.94	$4.16	$4.16	$4.16	$4.38	$4.38	$4.38	$4.41	$4.41	$4.41	$3.91	$3.91
51	Gas Costs		$84,612	$78,142	$75,808	$37,407	$44,593	$56,521	$51,142	$70,217	$99,073	$97,076	$76,497	$93,966	$87,907	$77,477	$75,162	$37,088	$44,252	$56,088	$50,750	$69,973	$98,729	$96,739	$75,884	$93,214
52																										
53	TRANSPORTATION (T-4)		$666,931	$656,826	$672,783	$655,018	$762,573	$830,219	$861,572	$1,048,540	$875,384	$826,229	$729,283	$687,736	$666,931	$656,826	$672,783	$655,018	$762,573	$830,219	$861,572	$1,048,540	$875,384	$826,229	$729,283	$687,736
54	TRANSPORTATION BILLS	$520.00	118	118	118	117	117	117	117	117	118	118	118	118	118	118	118	117	117	117	117	117	118	118	118	118
55	Trans Admin Fee		$5,900	$5,900	$5,900	$5,850	$5,850	$5,850	$5,850	$5,850	$5,900	$5,900	$5,900	$5,950	$5,900	$5,900	$5,900	$5,850	$5,850	$5,850	$5,850	$5,850	$5,900	$5,900	$5,900	$5,950
56	EFM Fee		$7,050	$7,050	$7,125	$6,750	$6,900	$6,750	$6,900	$6,900	$6,975	$7,050	$7,200	$6,975	$7,050	$7,050	$7,125	$6,750	$6,900	$6,750	$6,900	$6,900	$6,975	$7,050	$7,200	$6,975
57	Parking Fee		$0	$0	$0	$0	$0	$0	$0	$0	$0	$0	$0	$0	$0	$0	$0	$0	$0	$0	$0	$0	$0	$0	$0	$0
58	Firm Transport: 1-300	1.5483	31,741	31,401	31,573	31,784	34,535	36,152	36,243	35,897	35,222	35,441	34,241	32,256	31,741	31,401	31,573	31,784	34,535	36,152	36,243	35,897	35,222	35,441	34,241	32,256
59	Firm Transport: 301-15000	1.0762	412,964	406,841	413,845	404,807	471,920	525,332	567,791	676,762	551,047	503,579	440,323	411,568	412,964	406,841	413,845	404,807	471,920	525,332	567,791	676,762	551,047	503,579	440,323	411,568
60	Firm Transport: Over 1500	0.8888	111,234	107,871	116,961	108,610	143,399	152,185	135,722	214,738	172,590	174,297	143,735	135,463	111,234	107,871	116,961	108,610	143,399	152,185	135,722	214,738	172,590	174,297	143,735	135,463
62	CLASS TOTAL (Mcf/month)		555,939	546,113	562,378	545,201	649,854	713,669	739,756	927,398	758,859	713,316	618,299	579,287	555,939	546,113	562,378	545,201	649,854	713,669	739,756	927,398	758,859	713,316	618,299	579,287
63																										
64	ECONOMIC DEV RATE (EDR)		$0	$0	$0	$0	$0	$0	$0	$0	$0	$0	$0	$0	$0	$0	$0	$0	$0	$0	$0	$0	$0	$0	$0	$0
65	Firm Transport: 1-300	1.1612	0	0	0	0	0	0	0	0	0	0	0	0	0	0	0	0	0	0	0	0	0	0	0	0
66	Firm Transport: 301-15000	0.8072	0	0	0	0	0	0	0	0	0	0	0	0	0	0	0	0	0	0	0	0	0	0	0	0
67	Firm Transport: Over 15000	0.6666	0	0	0	0	0	0	0	0	0	0	0	0	0	0	0	0	0	0	0	0	0	0	0	0
68	CLASS TOTAL (Mcf/month)		0	0	0	0	0	0	0	0	0	0	0	0	0	0	0	0	0	0	0	0	0	0	0	0
69																										
70	TRANSPORTATION (T-3)		$656,524	$620,773	$552,212	$620,421	$714,361	$732,692	$735,838	$788,494	$713,431	$712,342	$669,432	$663,066	$656,524	$620,773	$552,212	$620,421	$714,361	$732,692	$735,838	$788,494	$713,431	$712,342	$669,432	$663,066
71	TRANSPORTATION BILLS	$520.00	71	71	71	71	71	71	71	71	71	71	71	71	71	71	71	71	71	71	71	71	71	71	71	71
72	Trans Admin Fee		$3,500	$3,500	$3,500	$3,500	$3,500	$3,500	$3,500	$3,500	$3,500	$3,500	$3,500	$3,500	$3,500	$3,500	$3,500	$3,500	$3,500	$3,500	$3,500	$3,500	$3,500	$3,500	$3,500	$3,500
73	EFM Fee		$3,975	$3,975	$3,975	$3,975	$3,975	$3,975	$3,975	$3,975	$3,975	$3,975	$3,975	$3,975	$3,975	$3,975	$3,975	$3,975	$3,975	$3,975	$3,975	$3,975	$3,975	$3,975	$3,975	$3,975
74	Parking Fee		$0	$0	$0	$0	$0	$0	$0	$0	$0	$0	$0	$0	$0	$0	$0	$0	$0	$0	$0	$0	$0	$0	$0	$0
75	Interrupt Transport: 1-15000	0.9557	417,295	401,974	388,998	399,640	444,352	465,475	465,884	488,045	447,165	436,683	426,391	425,512	417,295	401,974	388,998	399,640	444,352	465,475	465,884	488,045	447,165	436,683	426,391	425,512
76	Interrupt Transport: Over 15000	0.7837	272,196	245,261	173,601	247,659	313,001	310,633	314,148	354,311	308,384	319,776	277,574	270,524	272,196	245,261	173,601	247,659	313,001	310,633	314,148	354,311	308,384	319,776	277,574	270,524
77	CLASS TOTAL (Mcf/month)		689,492	647,235	562,599	647,299	757,353	776,107	780,032	842,356	755,549	756,460	703,965	696,036	689,492	647,235	562,599	647,299	757,353	776,107	780,032	842,356	755,549	756,460	703,965	696,036
78																										
79	SPECIAL CONTRACTS		$294,857	$274,116	$255,651	$224,506	$270,434	$240,831	$215,894	$256,669	$240,852	$258,976	$304,934	$280,519	$294,857	$274,116	$255,651	$224,506	$270,434	$240,831	$215,894	$256,669	$240,852	$258,976	$304,934	$280,519
80	TRANSPORTATION BILLS	$520.00	13	13	13	12	12	12	12	12	12	13	13	13	13	13	13	12	12	12	12	12	12	13	13	13
81	Trans Admin Fee		$650	$650	$650	$600	$600	$600	$600	$600	$600	$650	$650	$650	$650	$650	$650	$600	$600	$600	$600	$600	$600	$650	$650	$650
82	EFM Fee		$750	$750	$750	$675	$675	$675	$675	$675	$675	$750	$750	$750	$750	$750	$750	$675	$675	$675	$675	$675	$675	$750	$750	$750
83	Parking Fee		$0	$0	$0	$0	$0	$0	$0	$0	$0	$0	$0	$0	$0	$0	$0	$0	$0	$0	$0	$0	$0	$0	$0	$0
84	Transported Volumes	Various	1,174,025	1,325,397	1,227,574	1,095,712	1,171,326	1,223,327	1,296,950	1,535,324	1,391,760	1,467,401	1,320,464	1,275,923	1,174,025	1,325,397	1,227,574	1,095,712	1,171,326	1,223,327	1,296,950	1,535,324	1,391,760	1,467,401	1,320,464	1,275,923
85	Charges for Transport Volumes		$286,517	$265,776	$247,311	$216,811	$262,739	$233,136	$208,199	$248,974	$233,157	$250,636	$296,594	$272,179	$286,517	$265,776	$247,311	$216,811	$262,739	$233,136	$208,199	$248,974	$233,157	$250,636	$296,594	$272,179
86	CLASS TOTAL (Mcf/month)		1,174,025	1,325,397	1,227,574	1,095,712	1,171,326	1,223,327	1,296,950	1,535,324	1,391,760	1,467,401	1,320,464	1,275,923	1,174,025	1,325,397	1,227,574	1,095,712	1,171,326	1,223,327	1,296,950	1,535,324	1,391,760	1,467,401	1,320,464	1,275,923
87																										
88	OTHER REVENUE																									
89	Service Charges		$3,438	$3,844	$3,004	$3,387	$3,698	$4,212	$9,928	$8,550	$4,906	$5,587	$4,026	$4,332	$3,438	$3,844	$3,004	$3,387	$3,698	$4,212	$9,928	$8,550	$4,906	$5,587	$4,026	$4,332
90	Late Payment Fees		$42,866	$31,798	$22,585	$16,512	$15,608	$15,826	$15,765	$19,185	$34,016	$49,175	$57,204	$57,237	$43,758	$32,408	$22,563	$16,508	$15,607	$15,827	$15,766	$19,178	$34,039	$49,197	$57,225	$57,129
91																										
92	**TOTAL GROSS PROFIT**		$8,482,536	$7,304,386	$6,536,666	$6,413,503	$6,662,122	$6,687,213	$7,067,911	$8,883,016	$10,183,187	$11,011,661	$11,283,219	$9,738,241	$8,488,734	$7,309,454	$6,540,629	$6,417,424	$6,666,051	$6,691,124	$7,072,065	$8,888,359	$10,189,727	$11,018,747	$11,290,611	$9,744,396
93	Gas Costs		$7,464,971	$4,419,271	$2,171,797	$1,864,145	$1,975,977	$2,001,318	$3,230,487	$8,521,418	$14,026,870	$17,083,526	$16,729,352	$11,765,344	$7,696,361	$4,392,549	$2,159,027	$1,853,370	$1,965,765	$1,990,957	$3,213,383	$8,503,735	$13,997,163	$17,046,940	$16,634,892	$11,699,077
94	**TOTAL REVENUE**		$15,947,507	$11,723,658	$8,708,463	$8,277,648	$8,638,099	$8,688,531	$10,298,398	$17,404,433	$24,210,056	$28,095,186	$28,012,571	$21,503,585	$16,185,094	$11,702,003	$8,699,656	$8,270,794	$8,631,816	$8,682,081	$10,285,448	$17,392,094	$24,186,891	$28,065,687	$27,925,503	$21,443,473

Line No.	Class of Customers	Rate	Apr-28	May-28	Jun-28	Jul-28	Aug-28	Sep-28	Oct-28	Nov-28	Dec-28	Jan-29	Feb-29	Mar-29	Apr-29	May-29	Jun-29	Jul-29	Aug-29	Sep-29	Oct-29	Nov-29	Dec-29	Jan-30	Feb-30	Mar-30
	(a)	(b)	(bh)	(bi)	(bj)	(bk)	(bl)	(bm)	(bn)	(bo)	(bp)	(bq)	(br)	(bs)	(bt)	(bu)	(bv)	(bw)	(bx)	(by)	(bz)	(ca)	(cb)	(cc)	(cd)	(ce)
1	RESIDENTIAL (Rate G-1)		$4,497,799	$3,790,404	$3,382,286	$3,304,326	$3,299,833	$3,282,895	$3,526,700	$4,489,137	$5,472,659	$5,988,794	$6,232,440	$5,283,243	$4,497,799	$3,790,404	$3,382,286	$3,304,326	$3,299,833	$3,282,895	$3,526,700	$4,489,137	$5,472,659	$5,988,794	$6,232,440	$5,283,243
2	FIRM BILLS	$19.30	162,288	161,528	160,443	158,859	158,643	157,525	158,693	160,008	161,112	162,059	162,229	162,136	162,288	161,528	160,443	158,859	158,643	157,525	158,693	160,008	161,112	162,059	162,229	162,136
3	Sales: 1-300	1.5483	882,026	434,614	184,549	153,941	153,732	156,728	299,635	904,852	1,526,318	1,847,869	2,003,113	1,391,215	882,026	434,614	184,549	153,941	153,732	156,728	299,635	904,852	1,526,318	1,847,869	2,003,113	1,391,215
4	Sales: 301-15000	1.0762	0	0	0	0	0	0	0	0	0	0	0	0	0	0	0	0	0	0	0	0	0	0	0	0
5	Sales: Over 15000	0.8888	0	0	0	0	0	0	0	0	0	0	0	0	0	0	0	0	0	0	0	0	0	0	0	0
6	CLASS TOTAL (Mcf/month)		882,026	434,614	184,549	153,941	153,732	156,728	299,635	904,852	1,526,318	1,847,869	2,003,113	1,391,215	882,026	434,614	184,549	153,941	153,732	156,728	299,635	904,852	1,526,318	1,847,869	2,003,113	1,391,215
7	Gas Charge per Mcf		$5.01	$5.16	$5.16	$5.16	$5.39	$5.39	$5.39	$5.44	$5.44	$5.44	$4.96	$4.96	$4.96	$5.14	$5.14	$5.14	$5.38	$5.38	$5.38	$5.37	$5.37	$5.37	$7.86	$7.86
8	Gas Costs		$4,416,151	$2,242,866	$952,379	$794,428	$828,899	$845,056	$1,615,586	$4,924,300	$8,306,380	$10,056,294	$9,928,727	$6,895,762	$4,371,893	$2,234,346	$948,761	$791,410	$827,625	$843,757	$1,613,103	$4,863,397	$8,203,647	$9,931,918	$15,742,132	$10,933,325
9																										
10	FIRM COMMERCIAL (Rate G-1)		$2,009,119	$1,667,405	$1,462,925	$1,417,411	$1,415,344	$1,398,024	$1,500,028	$1,970,960	$2,430,062	$2,667,628	$2,779,879	$2,368,259	$2,014,423	$1,671,863	$1,466,911	$1,421,337	$1,419,275	$1,401,933	$1,504,180	$1,976,312	$2,436,580	$2,674,689	$2,787,251	$2,374,520
11	FIRM BILLS	66.00	19,034	18,736	18,367	18,056	18,002	17,881	18,085	18,510	18,786	19,049	19,031	19,044	19,084	18,786	18,417	18,106	18,052	17,931	18,135	18,560	18,836	19,099	19,081	19,094
12	Sales: 1-300	1.5483	454,065	258,868	148,336	131,741	135,947	114,275	150,470	440,689	702,938	808,699	886,964	666,185	455,273	259,564	148,741	132,106	136,325	114,594	150,889	441,896	704,839	810,855	889,334	667,959
13	Sales: 301-15000	1.0762	46,318	27,897	19,546	20,202	15,541	38,048	68,244	62,238	94,617	147,078	139,888	74,244	46,441	27,972	19,599	20,258	15,584	38,154	68,434	62,409	94,873	147,471	140,262	74,442
14	Sales: Over 15000	0.8888	0	0	0	0	0	0	0	0	0	0	0	0	0	0	0	0	0	0	0	0	0	0	0	0
15	CLASS TOTAL (Mcf/month)		500,382	286,766	167,882	151,943	151,488	152,322	218,715	502,928	797,555	955,777	1,026,852	740,428	501,714	287,537	168,341	152,363	151,909	152,748	219,323	504,305	799,712	958,326	1,029,595	742,401
16	Gas Charge per Mcf		$5.01	$5.16	$5.16	$5.16	$5.39	$5.39	$5.39	$5.44	$5.44	$5.44	$4.96	$4.96	$4.96	$5.14	$5.14	$5.14	$5.38	$5.38	$5.38	$5.37	$5.37	$5.37	$7.86	$7.86
17	Gas Costs		$2,505,327	$1,479,880	$866,368	$784,114	$816,802	$821,298	$1,179,275	$2,736,984	$4,340,379	$5,201,439	$5,089,741	$3,670,042	$2,486,819	$1,478,222	$865,436	$783,298	$817,811	$822,328	$1,180,737	$2,710,535	$4,298,289	$5,150,807	$8,091,416	$5,834,405
18																										
19	FIRM INDUSTRIAL (Rate G-1)		$78,935	$79,593	$37,877	$34,477	$41,537	$39,383	$44,235	$71,837	$107,821	$165,805	$156,329	$103,640	$78,935	$79,593	$37,877	$34,477	$41,537	$39,383	$44,235	$71,837	$107,821	$165,805	$156,329	$103,640
20	FIRM BILLS	66.00	213	212	210	203	215	208	210	213	208	205	212	215	213	212	210	203	215	208	210	213	208	205	212	215
21	Sales: 1-300	1.5483	27,358	16,430	9,573	8,454	8,648	9,243	10,823	23,510	34,113	43,948	45,008	34,440	27,358	16,430	9,573	8,454	8,648	9,243	10,823	23,510	34,113	43,948	45,008	34,440
22	Sales: 301-15000	1.0762	20,925	37,319	8,543	7,424	12,968	10,541	12,654	19,864	38,354	78,266	67,506	33,568	20,925	37,319	8,543	7,424	12,968	10,541	12,654	19,864	38,354	78,266	67,506	33,568
23	Sales: Over 15000	0.8888	0	0	0	0	0	0	0	0	0	0	0	0	0	0	0	0	0	0	0	0	0	0	0	0
24	CLASS TOTAL (Mcf/month)		48,282	53,749	18,117	15,878	21,617	19,784	23,477	43,374	72,466	122,214	112,515	68,009	48,282	53,749	18,117	15,878	21,617	19,784	23,477	43,374	72,466	122,214	112,515	68,009
25	Gas Charge per Mcf		$5.01	$5.16	$5.16	$5.16	$5.39	$5.39	$5.39	$5.44	$5.44	$5.44	$4.96	$4.96	$4.96	$5.14	$5.14	$5.14	$5.38	$5.38	$5.38	$5.37	$5.37	$5.37	$7.86	$7.86
26	Gas Costs		$241,742	$277,376	$93,493	$81,938	$116,555	$106,670	$126,584	$236,048	$394,369	$665,103	$557,696	$337,095	$239,319	$276,322	$93,137	$81,627	$116,376	$106,506	$126,390	$233,129	$389,492	$656,877	$884,235	$534,468
27																										
28	FIRM PUBLIC AUTHORITY (Rate G-1)		$219,639	$167,990	$136,710	$134,369	$134,663	$136,293	$152,710	$222,737	$294,190	$326,570	$341,395	$277,958	$219,639	$167,990	$136,710	$134,369	$134,663	$136,293	$152,710	$222,737	$294,190	$326,570	$341,395	$277,958
29	FIRM BILLS	66.00	1,504	1,513	1,483	1,490	1,493	1,496	1,504	1,502	1,507	1,516	1,503	1,507	1,504	1,513	1,483	1,490	1,493	1,496	1,504	1,502	1,507	1,516	1,503	1,507
30	Sales: 1-300	1.5483	72,573	39,287	22,476	21,359	21,453	23,643	31,614	73,414	114,686	124,978	134,401	105,739	72,573	39,287	22,476	21,359	21,453	23,643	31,614	73,414	114,686	124,978	134,401	105,739
31	Sales: 301-15000	1.0762	7,443	6,787	3,748	2,749	2,703	883	4,180	9,235	15,945	30,673	31,689	13,734	7,443	6,787	3,748	2,749	2,703	883	4,180	9,235	15,945	30,673	31,689	13,734
32	Sales: Over 15000	0.8888	0	0	0	0	0	0	0	0	0	0	0	0	0	0	0	0	0	0	0	0	0	0	0	0
33	CLASS TOTAL (Mcf/month)		80,016	46,074	26,223	24,109	24,156	24,526	35,794	82,649	130,630	155,651	166,090	119,473	80,016	46,074	26,223	24,109	24,156	24,526	35,794	82,649	130,630	155,651	166,090	119,473
34	Gas Charge per Mcf		$5.01	$5.16	$5.16	$5.16	$5.39	$5.39	$5.39	$5.44	$5.44	$5.44	$4.96	$4.96	$4.96	$5.14	$5.14	$5.14	$5.38	$5.38	$5.38	$5.37	$5.37	$5.37	$7.86	$7.86
35	Gas Costs		$400,626	$237,770	$135,327	$124,414	$130,246	$132,241	$192,995	$449,784	$710,905	$847,069	$823,249	$592,184	$396,611	$236,867	$134,813	$123,942	$130,046	$132,038	$192,699	$444,221	$702,112	$836,593	$1,305,273	$938,916
36																										
37	INTERRUPTIBLE COMMERCIAL (G-2)		$2,079	$2,460	$1,097	$1,058	$1,067	$1,157	$1,082	$1,722	$2,487	$2,982	$3,345	$2,610	$2,079	$2,460	$1,097	$1,058	$1,067	$1,157	$1,082	$1,722	$2,487	$2,982	$3,345	$2,610
38	INT BILLS	520.00	3	4	2	2	2	2	2	3	3	3	3	3	3	4	2	2	2	2	2	3	3	3	3	3
39	Sales: 1-15000	0.9557	543	398	59	19	29	122	44	170	970	1,488	1,868	1,099	543	398	59	19	29	122	44	170	970	1,488	1,868	1,099
40	Sales: Over 15000	0.7837	0	0	0	0	0	0	0	0	0	0	0	0	0	0	0	0	0	0	0	0	0	0	0	0
41	CLASS TOTAL (Mcf/month)		543	398	59	19	29	122	44	170	970	1,488	1,868	1,099	543	398	59	19	29	122	44	170	970	1,488	1,868	1,099
42	Gas Charge per Mcf		$3.91	$4.06	$4.06	$4.06	$4.29	$4.29	$4.29	$4.35	$4.35	$4.35	$3.86	$3.86	$3.86	$4.04	$4.04	$4.04	$4.29	$4.29	$4.29	$4.28	$4.28	$4.28	$3.77	$3.77
43	Gas Costs		$2,124	$1,616	$241	$77	$123	$526	$190	$738	$4,217	$6,467	$7,211	$4,243	$2,097	$1,608	$240	$77	$123	$525	$190	$727	$4,152	$6,368	$7,035	$4,139

Line No.	Class of Customers	Rate	Apr-28	May-28	Jun-28	Jul-28	Aug-28	Sep-28	Oct-28	Nov-28	Dec-28	Jan-29	Feb-29	Mar-29	Apr-29	May-29	Jun-29	Jul-29	Aug-29	Sep-29	Oct-29	Nov-29	Dec-29	Jan-30	Feb-30	Mar-30
	(a)	(b)	(bh)	(bi)	(bj)	(bk)	(bl)	(bm)	(bn)	(bo)	(bp)	(bq)	(br)	(bs)	(bt)	(bu)	(bv)	(bw)	(bx)	(by)	(bz)	(ca)	(cb)	(cc)	(cd)	(ce)
44																										
45	INTERRUPTIBLE INDUSTRIAL (G-2)		$20,957	$18,096	$17,503	$9,867	$10,864	$13,500	$12,463	$15,884	$20,412	$21,700	$19,691	$22,166	$20,957	$18,096	$17,503	$9,867	$10,864	$13,500	$12,463	$15,884	$20,412	$21,700	$19,691	$22,166
46	INT BILLS	520.00	6	6	6	5	5	6	6	6	5	8	8	6	6	6	6	5	5	6	6	6	5	8	8	6
47	Sales: 1-15000	0.9557	2,078	2,200	1,286	1,621	2,041	2,038	1,557	1,833	1,436	1,910	1,861	2,105	2,078	2,200	1,286	1,621	2,041	2,038	1,557	1,833	1,436	1,910	1,861	2,105
48	Sales: Over 15000	0.7837	20,225	16,426	16,784	7,296	8,056	10,760	10,023	14,052	20,977	20,051	17,548	21,736	20,225	16,426	16,784	7,296	8,056	10,760	10,023	14,052	20,977	20,051	17,548	21,736
49	CLASS TOTAL (Mcf/month)		22,304	18,627	18,070	8,916	10,097	12,798	11,580	15,885	22,413	21,961	19,409	23,841	22,304	18,627	18,070	8,916	10,097	12,798	11,580	15,885	22,413	21,961	19,409	23,841
50	Gas Charge per Mcf		$3.91	$4.06	$4.06	$4.06	$4.29	$4.29	$4.29	$4.35	$4.35	$4.35	$3.86	$3.86	$3.86	$4.04	$4.04	$4.04	$4.29	$4.29	$4.29	$4.28	$4.28	$4.28	$3.77	$3.77
51	Gas Costs		$87,202	$75,690	$73,429	$36,232	$43,365	$54,964	$49,733	$69,021	$97,385	$95,422	$74,930	$92,041	$86,105	$75,343	$73,092	$36,066	$43,291	$54,870	$49,648	$67,967	$95,898	$93,965	$73,098	$89,791
52																										
53	TRANSPORTATION (T-4)		$666,931	$656,826	$672,783	$655,018	$762,573	$830,219	$861,572	$1,048,540	$875,384	$826,229	$729,283	$687,736	$666,931	$656,826	$672,783	$655,018	$762,573	$830,219	$861,572	$1,048,540	$875,384	$826,229	$729,283	$687,736
54	TRANSPORTATION BILLS	$520.00	118	118	118	117	117	117	117	117	118	118	118	118	118	118	118	117	117	117	117	117	118	118	118	118
55	Trans Admin Fee		$5,900	$5,900	$5,900	$5,850	$5,850	$5,850	$5,850	$5,850	$5,900	$5,900	$5,900	$5,950	$5,900	$5,900	$5,900	$5,850	$5,850	$5,850	$5,850	$5,850	$5,900	$5,900	$5,900	$5,950
56	EFM Fee		$7,050	$7,050	$7,125	$6,750	$6,900	$6,750	$6,900	$6,900	$6,975	$7,050	$7,200	$6,975	$7,050	$7,050	$7,125	$6,750	$6,900	$6,750	$6,900	$6,900	$6,975	$7,050	$7,200	$6,975
57	Parking Fee		$0	$0	$0	$0	$0	$0	$0	$0	$0	$0	$0	$0	$0	$0	$0	$0	$0	$0	$0	$0	$0	$0	$0	$0
58	Firm Transport: 1-300	1.5483	31,741	31,401	31,573	31,784	34,535	36,152	36,243	35,897	35,222	35,441	34,241	32,256	31,741	31,401	31,573	31,784	34,535	36,152	36,243	35,897	35,222	35,441	34,241	32,256
59	Firm Transport: 301-15000	1.0762	412,964	406,841	413,845	404,807	471,920	525,332	567,791	676,762	551,047	503,579	440,323	411,568	412,964	406,841	413,845	404,807	471,920	525,332	567,791	676,762	551,047	503,579	440,323	411,568
60	Firm Transport: Over 1500	0.8888	111,234	107,871	116,961	108,610	143,399	152,185	135,722	214,738	172,590	174,297	143,735	135,463	111,234	107,871	116,961	108,610	143,399	152,185	135,722	214,738	172,590	174,297	143,735	135,463
62	CLASS TOTAL (Mcf/month)		555,939	546,113	562,378	545,201	649,854	713,669	739,756	927,398	758,859	713,316	618,299	579,287	555,939	546,113	562,378	545,201	649,854	713,669	739,756	927,398	758,859	713,316	618,299	579,287
63																										
64	ECONOMIC DEV RATE (EDR)		$0	$0	$0	$0	$0	$0	$0	$0	$0	$0	$0	$0	$0	$0	$0	$0	$0	$0	$0	$0	$0	$0	$0	$0
65	Firm Transport: 1-300	1.1612	0	0	0	0	0	0	0	0	0	0	0	0	0	0	0	0	0	0	0	0	0	0	0	0
66	Firm Transport: 301-15000	0.8072	0	0	0	0	0	0	0	0	0	0	0	0	0	0	0	0	0	0	0	0	0	0	0	0
67	Firm Transport: Over 15000	0.6666	0	0	0	0	0	0	0	0	0	0	0	0	0	0	0	0	0	0	0	0	0	0	0	0
68	CLASS TOTAL (Mcf/month)		0	0	0	0	0	0	0	0	0	0	0	0	0	0	0	0	0	0	0	0	0	0	0	0
69																										
70	TRANSPORTATION (T-3)		$656,524	$620,773	$552,212	$620,421	$714,361	$732,692	$735,838	$788,494	$713,431	$712,342	$669,432	$663,066	$656,524	$620,773	$552,212	$620,421	$714,361	$732,692	$735,838	$788,494	$713,431	$712,342	$669,432	$663,066
71	TRANSPORTATION BILLS	$520.00	71	71	71	71	71	71	71	71	71	71	71	71	71	71	71	71	71	71	71	71	71	71	71	71
72	Trans Admin Fee		$3,500	$3,500	$3,500	$3,500	$3,500	$3,500	$3,500	$3,500	$3,500	$3,500	$3,500	$3,500	$3,500	$3,500	$3,500	$3,500	$3,500	$3,500	$3,500	$3,500	$3,500	$3,500	$3,500	$3,500
73	EFM Fee		$3,975	$3,975	$3,975	$3,975	$3,975	$3,975	$3,975	$3,975	$3,975	$3,975	$3,975	$3,975	$3,975	$3,975	$3,975	$3,975	$3,975	$3,975	$3,975	$3,975	$3,975	$3,975	$3,975	$3,975
74	Parking Fee		$0	$0	$0	$0	$0	$0	$0	$0	$0	$0	$0	$0	$0	$0	$0	$0	$0	$0	$0	$0	$0	$0	$0	$0
75	Interrupt Transport: 1-15000	0.9557	417,295	401,974	388,998	399,640	444,352	465,475	465,884	488,045	447,165	436,683	426,391	425,512	417,295	401,974	388,998	399,640	444,352	465,475	465,884	488,045	447,165	436,683	426,391	425,512
76	Interrupt Transport: Over 15000	0.7837	272,196	245,261	173,601	247,659	313,001	310,633	314,148	354,311	308,384	319,776	277,574	270,524	272,196	245,261	173,601	247,659	313,001	310,633	314,148	354,311	308,384	319,776	277,574	270,524
77	CLASS TOTAL (Mcf/month)		689,492	647,235	562,599	647,299	757,353	776,107	780,032	842,356	755,549	756,460	703,965	696,036	689,492	647,235	562,599	647,299	757,353	776,107	780,032	842,356	755,549	756,460	703,965	696,036
78																										
79	SPECIAL CONTRACTS		$294,857	$274,116	$255,651	$224,506	$270,434	$240,831	$215,894	$256,669	$240,852	$258,976	$304,934	$280,519	$294,857	$274,116	$255,651	$224,506	$270,434	$240,831	$215,894	$256,669	$240,852	$258,976	$304,934	$280,519
80	TRANSPORTATION BILLS	$520.00	13	13	13	12	12	12	12	12	12	13	13	13	13	13	13	12	12	12	12	12	12	13	13	13
81	Trans Admin Fee		$650	$650	$650	$600	$600	$600	$600	$600	$600	$650	$650	$650	$650	$650	$650	$600	$600	$600	$600	$600	$600	$650	$650	$650
82	EFM Fee		$750	$750	$750	$675	$675	$675	$675	$675	$675	$750	$750	$750	$750	$750	$750	$675	$675	$675	$675	$675	$675	$750	$750	$750
83	Parking Fee		$0	$0	$0	$0	$0	$0	$0	$0	$0	$0	$0	$0	$0	$0	$0	$0	$0	$0	$0	$0	$0	$0	$0	$0
84	Transported Volumes	Various	1,174,025	1,325,397	1,227,574	1,095,712	1,171,326	1,223,327	1,296,950	1,535,324	1,391,760	1,467,401	1,320,464	1,275,923	1,174,025	1,325,397	1,227,574	1,095,712	1,171,326	1,223,327	1,296,950	1,535,324	1,391,760	1,467,401	1,320,464	1,275,923
85	Charges for Transport Volumes		$286,517	$265,776	$247,311	$216,811	$262,739	$233,136	$208,199	$248,974	$233,157	$250,636	$296,594	$272,179	$286,517	$265,776	$247,311	$216,811	$262,739	$233,136	$208,199	$248,974	$233,157	$250,636	$296,594	$272,179
86	CLASS TOTAL (Mcf/month)		1,174,025	1,325,397	1,227,574	1,095,712	1,171,326	1,223,327	1,296,950	1,535,324	1,391,760	1,467,401	1,320,464	1,275,923	1,174,025	1,325,397	1,227,574	1,095,712	1,171,326	1,223,327	1,296,950	1,535,324	1,391,760	1,467,401	1,320,464	1,275,923
87																										
88	OTHER REVENUE																									
89	Service Charges		$3,438	$3,844	$3,004	$3,387	$3,698	$4,212	$9,928	$8,550	$4,906	$5,587	$4,026	$4,332	$3,438	$3,844	$3,004	$3,387	$3,698	$4,212	$9,928	$8,550	$4,906	$5,587	$4,026	$4,332
90	Late Payment Fees		$43,686	$32,366	$22,415	$16,431	$15,539	$15,769	$15,707	$19,083	$33,897	$48,959	$56,934	$56,888	$43,518	$32,259	$22,428	$16,448	$15,556	$15,800	$15,738	$19,118	$33,731	$48,682	$56,597	$78,845
91																										
92	**TOTAL GROSS PROFIT**		$8,493,965	$7,313,873	$6,544,463	$6,421,272	$6,669,914	$6,694,975	$7,076,158	$8,893,614	$10,196,101	$11,025,572	$11,297,688	$9,750,418	$8,499,101	$7,318,225	$6,548,461	$6,425,214	$6,673,863	$6,698,915	$7,080,341	$8,899,000	$10,202,453	$11,032,357	$11,304,722	$9,778,636
93	Gas Costs		$7,653,172	$4,315,198	$2,121,237	$1,821,204	$1,935,989	$1,960,754	$3,164,364	$8,416,876	$13,853,635	$16,871,794	$16,481,555	$11,591,367	$7,582,845	$4,302,708	$2,115,480	$1,816,420	$1,935,271	$1,960,024	$3,162,767	$8,319,975	$13,693,590	$16,676,528	$26,103,190	$18,335,045
94	**TOTAL REVENUE**		$16,147,138	$11,629,072	$8,665,700	$8,242,476	$8,605,904	$8,655,729	$10,240,523	$17,310,490	$24,049,736	$27,897,367	$27,779,243	$21,341,785	$16,081,946	$11,620,933	$8,663,941	$8,241,634	$8,609,134	$8,658,939	$10,243,108	$17,218,975	$23,896,043	$27,708,885	$37,407,912	$28,113,681

Line No.	Class of Customers	Rate	Apr-30	May-30	Jun-30
	(a)	(b)	(cf)	(cg)	(ch)
1	RESIDENTIAL (Rate G-1)		$4,497,799	$3,790,404	$3,382,286
2	FIRM BILLS	$19.30	162,288	161,528	160,443
3	Sales: 1-300	1.5483	882,026	434,614	184,549
4	Sales: 301-15000	1.0762	0	0	0
5	Sales: Over 15000	0.8888	0	0	0
6	CLASS TOTAL (Mcf/month)		882,026	434,614	184,549
7	Gas Charge per Mcf		$7.86	$7.98	$7.98
8	Gas Costs		$6,931,695	$3,470,023	$1,473,462
9					
10	FIRM COMMERCIAL (Rate G-1)		$2,019,730	$1,676,324	$1,470,893
11	FIRM BILLS	66.00	19,134	18,836	18,467
12	Sales: 1-300	1.5483	456,483	260,262	149,145
13	Sales: 301-15000	1.0762	46,564	28,048	19,653
14	Sales: Over 15000	0.8888	0	0	0
15	CLASS TOTAL (Mcf/month)		503,048	288,309	168,798
16	Gas Charge per Mcf		$7.86	$7.98	$7.98
17	Gas Costs		$3,953,367	$2,301,905	$1,347,704
18					
19	FIRM INDUSTRIAL (Rate G-1)		$78,935	$79,593	$37,877
20	FIRM BILLS	66.00	213	212	210
21	Sales: 1-300	1.5483	27,358	16,430	9,573
22	Sales: 301-15000	1.0762	20,925	37,319	8,543
23	Sales: Over 15000	0.8888	0	0	0
24	CLASS TOTAL (Mcf/month)		48,282	53,749	18,117
25	Gas Charge per Mcf		$7.86	$7.98	$7.98
26	Gas Costs		$379,444	$429,138	$144,646
27					
28	FIRM PUBLIC AUTHORITY (Rate G-1)		$219,639	$167,990	$136,710
29	FIRM BILLS	66.00	1,504	1,513	1,483
30	Sales: 1-300	1.5483	72,573	39,287	22,476
31	Sales: 301-15000	1.0762	7,443	6,787	3,748
32	Sales: Over 15000	0.8888	0	0	0
33	CLASS TOTAL (Mcf/month)		80,016	46,074	26,223
34	Gas Charge per Mcf		$7.86	$7.98	$7.98
35	Gas Costs		$628,833	$367,864	$209,369
36					
37	INTERRUPTIBLE COMMERCIAL (G-2)		$2,079	$2,460	$1,097
38	INT BILLS	520.00	3	4	2
39	Sales: 1-15000	0.9557	543	398	59
40	Sales: Over 15000	0.7837	0	0	0
41	CLASS TOTAL (Mcf/month)		543	398	59
42	Gas Charge per Mcf		$3.77	$3.89	$3.89
43	Gas Costs		$2,046	$1,547	$231

Line No.	Class of Customers	Rate	Apr-30	May-30	Jun-30
	(a)	(b)	(cf)	(cg)	(ch)
44					
45	INTERRUPTIBLE INDUSTRIAL (G-2)		$20,957	$18,096	$17,503
46	INT BILLS	520.00	6	6	6
47	Sales: 1-15000	0.9557	2,078	2,200	1,286
48	Sales: Over 15000	0.7837	20,225	16,426	16,784
49	CLASS TOTAL (Mcf/month)		22,304	18,627	18,070
50	Gas Charge per Mcf		$3.77	$3.89	$3.89
51	Gas Costs		$84,000	$72,485	$70,320
52					
53	TRANSPORTATION (T-4)		$666,931	$656,826	$672,783
54	TRANSPORTATION BILLS	$520.00	118	118	118
55	Trans Admin Fee		$5,900	$5,900	$5,900
56	EFM Fee		$7,050	$7,050	$7,125
57	Parking Fee		$0	$0	$0
58	Firm Transport: 1-300	1.5483	31,741	31,401	31,573
59	Firm Transport: 301-15000	1.0762	412,964	406,841	413,845
60	Firm Transport: Over 1500	0.8888	111,234	107,871	116,961
62	CLASS TOTAL (Mcf/month)		555,939	546,113	562,378
63					
64	ECONOMIC DEV RATE (EDR)		$0	$0	$0
65	Firm Transport: 1-300	1.1612	0	0	0
66	Firm Transport: 301-15000	0.8072	0	0	0
67	Firm Transport: Over 15000	0.6666	0	0	0
68	CLASS TOTAL (Mcf/month)		0	0	0
69					
70	TRANSPORTATION (T-3)		$656,524	$620,773	$552,212
71	TRANSPORTATION BILLS	$520.00	71	71	71
72	Trans Admin Fee		$3,500	$3,500	$3,500
73	EFM Fee		$3,975	$3,975	$3,975
74	Parking Fee		$0	$0	$0
75	Interrupt Transport: 1-15000	0.9557	417,295	401,974	388,998
76	Interrupt Transport: Over 15000	0.7837	272,196	245,261	173,601
77	CLASS TOTAL (Mcf/month)		689,492	647,235	562,599
78					
79	SPECIAL CONTRACTS		$294,857	$274,116	$255,651
80	TRANSPORTATION BILLS	$520.00	13	13	13
81	Trans Admin Fee		$650	$650	$650
82	EFM Fee		$750	$750	$750
83	Parking Fee		$0	$0	$0
84	Transported Volumes	Various	1,174,025	1,325,397	1,227,574
85	Charges for Transport Volumes		$286,517	$265,776	$247,311
86	CLASS TOTAL (Mcf/month)		1,174,025	1,325,397	1,227,574
87					
88	OTHER REVENUE				
89	Service Charges		$3,438	$3,844	$3,004
90	Late Payment Fees		$59,352	$42,979	$28,461
91					
92	**TOTAL GROSS PROFIT**		$8,520,241	$7,333,406	$6,558,477
93	Gas Costs		$11,979,385	$6,642,963	$3,245,733
94	**TOTAL REVENUE**		$20,499,626	$13,976,369	$9,804,210

ATMOS ENERGY CORPORATION – KENTUCKY
TBS ADJUSTMENTS
TEST YEAR ENDING MARCH 31 2026

Line No.	Customer	Contract	Comment	Service	Jul-23	Aug-23	Sep-23	Oct-23	Nov-23	Dec-23	Jan-24	Feb-24	Mar-24	Apr-24	May-24	Jun-24
	(a)	(b)	(c)	(d)	(e)	(f)	(g)	(h)	(i)	(j)	(k)	(l)	(m)	(n)	(o)	(p)
1	Customer 1	3047698436	Load Reduction: Adjust for Normal Load	T4												
2			T-4 Bill													
3			T-4 0-300 Mcf/mo													
4			T-4 301-15000 Mcf/mo									(2,967)	(2,081)		(2,328)	
5			T-4 > 15000 Mcf/mo									(4,252)				
6																
7	Customer 2	3062942311	New Customer: Adjust for Normal Load	T4												
8			T-4 Bill		1	1	1	1	1							
9			T-4 0-300 Mcf/mo		300	300	300	300	300	271						
10			T-4 301-15000 Mcf/mo		2,706	2,706	2,706	2,706	2,706	2,706	2,521					
11			T-4 > 15000 Mcf/mo													
12																
13	Customer 3	3005959465	Plant Closings	Special Contract												
14			Sp K Bill		(1)	(1)	(1)	(1)	(1)	(1)	(1)	(1)	(1)	(1)	(1)	(1)
15			Sp K Volumes					(0)				(33)	(3)			
16			Sp K Rate													
17			Sp K Distr. Charge					$ (0)				$ (6)	$ (1)			
18																
19	Customer 4	3046625962	Load Addition: Adjust for Normal Load	T4												
20			T-4 Bill													
21			T-4 0-300 Mcf/mo												287	
22			T-4 301-15000 Mcf/mo											4,630	9,700	
23			T-4 > 15000 Mcf/mo													
24																
25	Customer 5	3011039241	Plant Closings	T4												
26			T-4 Bill		(1)	(1)	(1)	(1)	(1)	(1)						
27			T-4 0-300 Mcf/mo		(115)	(21)	(1)	(0)	(12)	(60)						
28			T-4 301-15000 Mcf/mo						(0)							
29			T-4 > 15000 Mcf/mo													
30																
31	Customer 6	3008282127	Plant Closings	T4												
32			T-4 Bill		(1)	(1)	(1)	(1)	(1)	(1)						
33			T-4 0-300 Mcf/mo		(163)	(148)	(145)	(201)	(300)	(300)						
34			T-4 301-15000 Mcf/mo						(199)	(282)						
35			T-4 > 15000 Mcf/mo													
36																
37	Customer 7	3064911707	New Customer: Adjust for Normal Load	T4												
38			T-4 Bill		1	1	1	1	1	1	1	1	1	1		
39			T-4 0-300 Mcf/mo		300	300	300	300	300	300	300	300	300	300		
40			T-4 301-15000 Mcf/mo		540	540	540	540	540	540	540	540	540	540		
41			T-4 > 15000 Mcf/mo													

ATMOS ENERGY CORPORATION – KENTUCKY
TBS ADJUSTMENTS
TEST YEAR ENDING MARCH 31 2026

Line No.	Customer	Contract	Comment	Service	Jul-23	Aug-23	Sep-23	Oct-23	Nov-23	Dec-23	Jan-24	Feb-24	Mar-24	Apr-24	May-24	Jun-24
	(a)	(b)	(c)	(d)	(e)	(f)	(g)	(h)	(i)	(j)	(k)	(l)	(m)	(n)	(o)	(p)
42																
43	Customer 8	3063933347	New Customer: Adjust for Normal Load	T3												
44			T-3 Bill		1	1	1	1	1	1	1	1				
45			T-3 0-15000 Mcf/mo		2,000	2,000	2,000	2,000	2,000	2,000	2,000	2,000	1,975	982		
46			T-3 > 15000 Mcf/mo													
47																
48																
49	Customer 9	3007912064	Plant Closings	T4												
50			T-4 Bill		(1)	(1)	(1)	(1)	(1)	(1)	(1)	(1)	(1)	(1)	(1)	(1)
51			T-4 0-300 Mcf/mo		(300)	(300)	(300)	(300)	(300)	(300)						
52			T-4 301-15000 Mcf/mo		(9,910)	(8,127)	(9,003)	(7,922)	(9,226)	(5,831)						
53			T-4 > 15000 Mcf/mo													
54																
55	Customer 10	3007540448	Plant Closings	Special Contract												
56			Sp K Bill		(1)	(1)	(1)	(1)	(1)	(1)	(1)	(1)	(1)	(1)		
57			Sp K Volumes		(5,195)	(4,570)	(3,999)	(255)	(797)	(2,439)	(3,795)	(5,407)	(2,554)	(846)		
58			Sp K Rate		-	-	-	0	0	0	0	0	0	0		
59			Sp K Distr. Charge		$ (3,585)	$ (3,153)	$ (2,760)	$ (176)	$ (550)	$ (1,683)	$ (2,618)	$ (3,731)	$ (1,762)	$ (584)		
60																
61	Customer 11	3007043548	Load Reduction: Adjust for Normal Load	T4												
62			T-4 Bill													
63			T-4 0-300 Mcf/mo													
64			T-4 301-15000 Mcf/mo									(1,129)				
65			T-4 > 15000 Mcf/mo													
66																
67	Customer 12	3004932931	Plant Closings	T4												
68			T-4 Bill		(1)	(1)	(1)	(1)	(1)	(1)	(1)		(1)	(1)	(1)	
69			T-4 0-300 Mcf/mo								(300)		(300)	(110)	(26)	
70			T-4 301-15000 Mcf/mo								(5,082)		(504)			
71			T-4 > 15000 Mcf/mo													
72																
73	Customer 13	3007969236	Load Addition: Adjust for Normal Load	T4												
74			T-4 Bill													
75			T-4 0-300 Mcf/mo													
76			T-4 301-15000 Mcf/mo					2,831	5,268							
77			T-4 > 15000 Mcf/mo													
78																
79	Customer 14	3063437535	New Customer: Adjust for Normal Load	T4												
80			T-4 Bill													
81			T-4 0-300 Mcf/mo													
82			T-4 301-15000 Mcf/mo													
83			T-4 > 15000 Mcf/mo													

ATMOS ENERGY CORPORATION – KENTUCKY
TBS ADJUSTMENTS
TEST YEAR ENDING MARCH 31 2026

Line No.	Customer	Contract	Comment	Service	Jul-23	Aug-23	Sep-23	Oct-23	Nov-23	Dec-23	Jan-24	Feb-24	Mar-24	Apr-24	May-24	Jun-24
	(a)	(b)	(c)	(d)	(e)	(f)	(g)	(h)	(i)	(j)	(k)	(l)	(m)	(n)	(o)	(p)
84																
85	Customer 15	4032471395	Service Change: Moved to G-1	T4												
86			T-4 Bill		(1)	(1)	(1)	(1)	(1)							
87			T-4 0-300 Mcf/mo		(2)	(21)	(31)	(52)	(91)	(300)						
88			T-4 301-15000 Mcf/mo							(36)						
89			T-4 > 15000 Mcf/mo													
90																
91	Customer 16	3009420798	Load Addition: Adjust for Normal Load	T4												
92			T-4 Bill													
93			T-4 0-300 Mcf/mo										150	116	242	300
94			T-4 301-15000 Mcf/mo		64	141	804	793	(317)	117	771	1,769	2,367	2,367	2,367	2,367
95			T-4 > 15000 Mcf/mo													
96																
97	Customer 17	3062953489	New Customer: Adjust for Normal Load	T4												
98			T-4 Bill		1	1	1	1	1							
99			T-4 0-300 Mcf/mo		300	300	300	300	300							
100			T-4 301-15000 Mcf/mo		4,599	4,599	4,599	4,599	4,599	2,018	94					415
101			T-4 > 15000 Mcf/mo													
102																
103	Customer 18		New Customer: Adjust for Normal Load	Special Contract												
104			Sp K Bill		1	1	1	1	1	1	1	1	1	1	1	1
105			Sp K Volumes		30,000	30,000	30,000	30,000	30,000	30,000	30,000	30,000	30,000	30,000	30,000	30,000
106			Sp K Rate													
107			Sp K Distr. Charge		22,212	22,212	22,212	22,212	22,212	22,212	22,212	22,212	22,212	22,212	22,212	22,212
108																
109	Customer 19	4032471395	Moved to G-1	G-1												
110			G-1 Bill		1	1	1	1	1							
111			G-1 0-300 Mcf/mo		2	21	31	52	91	300						
112			G-1 301-15000 Mcf/mo							36						
113			G-1 > 15000 Mcf/mo													
114																
115	Customer 20	3060788153	Moved to T4	G-1												
116			G-1 Bill				(1)	(1)	(1)							
117			G-1 0-300 Mcf/mo						(300)							
118			G-1 301-15000 Mcf/mo						(836)							
119			G-1 > 15000 Mcf/mo													
120																

ATMOS ENERGY CORPORATION – KENTUCKY
TBS ADJUSTMENTS
TEST YEAR ENDING MARCH 31 2026

Line No.	Customer	Contract	Comment	Service	Jul-23	Aug-23	Sep-23	Oct-23	Nov-23	Dec-23	Jan-24	Feb-24	Mar-24	Apr-24	May-24	Jun-24
	(a)	(b)	(c)	(d)	(e)	(f)	(g)	(h)	(i)	(j)	(k)	(l)	(m)	(n)	(o)	(p)
121																
122	**Summary**															
123																
124			G-1 Bill		1	1	-	-	-	-	-	-	-	-	-	-
125			G-1 0-300 Mcf/mo		2	21	31	52	(209)	300	-	-	-	-	-	-
126			G-1 301-15000 Mcf/mo		-	-	-	-	(836)	36	-	-	-	-	-	-
127			G-1 > 15000 Mcf/mo		-	-	-	-	-	-	-	-	-	-	-	-
128																
129			G-2 Bill		-	-	-	-	-	-	-	-	-	-	-	-
130			G-2 0-15000 Mcf/mo		-	-	-	-	-	-	-	-	-	-	-	-
131			G-2 > 15000 Mcf/mo		-	-	-	-	-	-	-	-	-	-	-	-
132																
133			T-3 Bill		1	1	1	1	1	1	1	1	-	-	-	-
134			T-3 0-15000 Mcf/mo		2,000	2,000	2,000	2,000	2,000	2,000	2,000	2,000	1,975	982	-	-
135			T-3 > 15000 Mcf/mo		-	-	-	-	-	-	-	-	-	-	-	-
136																
137			T-4 Bill		(2)	(2)	(2)	(2)	(2)	(3)	(1)	-	(1)	(1)	(2)	(1)
138			T-4 0-300 Mcf/mo		320	411	423	347	197	(390)	-	300	150	306	503	300
139			T-4 301-15000 Mcf/mo		(2,000)	(140)	(353)	3,548	3,372	(766)	(1,155)	(1,787)	322	7,536	9,738	2,782
140			T-4 > 15000 Mcf/mo		-	-	-	-	-	-	-	(4,252)	-	-	-	-
141																
142			EDR Bill		-	-	-	-	-	-	-	-	-	-	-	-
143			EDR 0-300 Mcf/mo		-	-	-	-	-	-	-	-	-	-	-	-
144			EDR 301-15000 Mcf/mo		-	-	-	-	-	-	-	-	-	-	-	-
145			EDR > 15000 Mcf/mo		-	-	-	-	-	-	-	-	-	-	-	-
146																
147			Sp K Bill		(1)	(1)	(1)	(1)	(1)	(1)	(1)	(1)	(1)	(1)	-	-
148			Sp K Volumes		24,805	25,430	26,001	29,745	29,203	27,561	26,205	24,560	27,444	29,154	30,000	30,000
149			Sp K Rate		-	-	-	-	-	-	-	-	-	-	-	-
150			Sp K Distr. Charge		18,628	19,059	19,453	22,037	21,662	20,530	19,594	18,475	20,450	21,629	22,212	22,212
151																
152																
153			Expansions/Load Additions	3												
154			Load Reductions	2												
155			New Customers	6												
156			Closings	6												
157			Service Changes	3												

ATMOS ENERGY CORPORATION – KENTUCKY
Test Year

Line No.		Apr-25	May-25	Jun-25	Jul-25	Aug-25	Sep-25	Oct-25	Nov-25	Dec-25	Jan-26	Feb-26	Mar-26	Total
	(a) (b)	(c)	(d)	(e)	(f)	(g)	(h)	(i)	(j)	(k)	(l)	(m)	(n)	(o)
1	Residential													
2	Customers	162,288	161,528	160,443	158,859	158,643	157,525	158,693	160,008	161,112	162,059	162,229	162,136	1,925,523
3	Mcf	882,026	434,614	184,549	153,941	153,732	156,728	299,635	904,852	1,526,318	1,847,869	2,003,113	1,391,215	9,938,593
4														
5	Commercial & Public Authority													
6	Customers	20,388	20,099	19,700	19,396	19,345	19,227	19,439	19,862	20,143	20,415	20,384	20,401	238,799
7	Mcf	576,402	330,524	192,732	174,789	174,382	175,571	252,684	581,448	921,719	1,103,777	1,184,714	853,978	6,522,719
8														
9	Firm Industrial													
10	Customers	213	212	210	203	215	208	210	213	208	205	212	215	2,524
11	Mcf	48,282	53,749	18,117	15,878	21,617	19,784	23,477	43,374	72,466	122,214	112,515	68,009	619,482
12														
13	Interruptible & Transportation													
14	Customers	212	213	211	208	208	209	209	210	210	214	214	212	2,526
15	Mcf	2,442,302	2,537,770	2,370,681	2,297,148	2,588,657	2,726,024	2,828,363	3,321,133	2,929,551	2,960,626	2,664,005	2,576,186	32,242,447
16														
17														
18														

19		Residential	Commercial & Public Authority	Firm Industrial	Interruptible & Transportation	Total
20	(a)	(b)	(c)	(d)	(e)	(f)
21						
22	Base Load per Customer (Jul & Aug)	0.97	9.01	89.70	11,762	
23	Total Base Load per year	1,865,916	2,152,286	226,403	29,714,743	
24	Average Daily Base Load per Customer	0.03186	0.29632	2.94904	386.69995	
25	Heating Load Per Year	8,072,677	4,370,434	393,079	2,527,704	
26	Annual HDDs	3,857	3,857	3,857	3,857	
27	Heating Load per Customer per HDD	0.01304	0.05694	0.48453	3.11295	
28	Peak Design Day HDD	60	60	60	60	
29	Peak Day per Average Customer	0.81448	3.71276	32.02093	573.47669	
30						
31	Total Class Peak Day, Mcf	130,692	73,884	6,735	120,732	332,042

ATMOS ENERGY CORPORATION - KENTUCKY
SERVICE CHARGES
REFERENCE PERIOD - TWELVE MONTHS ENDING 06/30/2024

Line No.	Class of Customers	Rate	Base Period – 12 Months Ending June 2023											
			Jul-23	Aug-23	Sep-23	Oct-23	Nov-23	Dec-23	Jan-24	Feb-24	Mar-24	Apr-24	May-24	Jun-24
	(a)	(b)	(c)	(d)	(e)	(f)	(g)	(h)	(i)	(j)	(k)	(l)	(m)	(n)
1	Meter Set													
2	Regular Hours	$3.00	100	111	150	373	310	251	186	93	65	37	53	50
3	After Hours	$44.00	0	0	0	0	0	0	0	0	0	0	0	0
6	TOTAL Billed Orders		100	111	150	373	310	251	186	93	65	37	53	50
7	TOTAL Revenue		$300	$333	$450	$1,119	$930	$753	$558	$279	$195	$111	$159	$150
8														
9	Turn on													
10	Regular Hours	$3.00	303	378	526	1,825	1,626	696	683	241	227	126	213	236
11	After Hours	$28.00	0	0	0	0	0	0	0	0	0	0	0	0
12	TOTAL Billed Orders		303	378	526	1,825	1,626	696	683	241	227	126	213	236
13	TOTAL Revenue		$909	$1,134	$1,578	$5,475	$4,878	$2,088	$2,049	$723	$681	$378	$639	$708
14														
15	Read													
16	Regular Hours	$3.00	204	226	224	221	257	239	250	239	242	182	216	208
17	After Hours	$14.00	0	0	0	0	0	0	0	0	0	0	0	0
18	TOTAL Billed Orders		204	226	224	221	257	239	250	239	242	182	216	208
19	TOTAL Revenue		$612	$678	$672	$663	$771	$717	$750	$717	$726	$546	$648	$624
20														
21	Reconnect Delinquent Service													
22	Regular Hours	$3.00	198	150	144	501	221	72	146	197	354	245	234	118
23	After Hours	$47.00	0	1	0	0	0	0	0	0	0	0	0	0
24	TOTAL Billed Orders		198	151	144	501	221	72	146	197	354	245	234	118
25	TOTAL Revenue		$594	$497	$432	$1,503	$663	$216	$438	$591	$1,062	$735	$702	$354
26														
27	Seasonal Charge													
28	Regular Hours	$3.00	0	0	0	0	0	0	0	0	0	0	0	0
25	After Hours	$60.00	0	0	0	0	0	0	0	0	0	0	0	0
26	TOTAL Billed Orders		0	0	0	0	0	0	0	0	0	0	0	0
27	TOTAL Revenue		$0	$0	$0	$0	$0	$0	$0	$0	$0	$0	$0	$0
28														
29	Meter Test Charge													
30	Regular Hours	$20.00	0	0	0	0	0	0	0	0	0	0	0	0
31	After Hours	N/A	0	0	0	0	0	0	0	0	0	0	0	0
32	TOTAL Billed Orders		0	0	0	0	0	0	0	0	0	0	0	0
33	TOTAL Revenue		$0	$0	$0	$0	$0	$0	$0	$0	$0	$0	$0	$0
34														
35														
36	Return Check Charge													
37	Regular Hours	$4.00	243	264	270	292	327	283	448	429	417	417	424	292
38	After Hours	N/A	0	0	0	0	0	0	0	0	0	0	0	0
39	TOTAL Billed Orders		243	264	270	292	327	283	448	429	417	417	424	292
40	TOTAL Revenue		$972	$1,056	$1,080	$1,168	$1,308	$1,132	$1,792	$1,716	$1,668	$1,668	$1,696	$1,168
41														
42	SUBTOTAL - OTHER OPERATING REVENUE		$3,387	$3,698	$4,212	$9,928	$8,550	$4,906	$5,587	$4,026	$4,332	$3,438	$3,844	$3,004
43														
44	Late Payment Fee (Commercial & Public Authority)													
45	Rate	5%	-	-	-	-	-	-	-	27,025.57	26,258.27	19,781.56	14,418.96	11,956.41
46	TOTAL Revenue		$3,387	$3,698	$4,212	$9,928	$8,550	$4,906	$5,587	$31,052	$30,590	$23,220	$18,263	$14,960

Late Payment Fee Revenue Percentage of Prior Month Revenues:

Commercial	0.64%
Public Authority	0.56%

Line No.	Class of Customers	Rate	Jul-24	Aug-24	Sep-24	Oct-24	Nov-24	Dec-24	Jan-25	Feb-25	Mar-25
	(a)	(b)	(o)	(p)	(q)	(r)	(s)	(t)	(u)	(v)	(w)
1	Meter Set										
2	Regular Hours	$3.00	100	111	150	373	310	251	186	93	65
3	After Hours	$44.00	0	0	0	0	0	0	0	0	0
6	TOTAL Billed Orders		100	111	150	373	310	251	186	93	65
7	TOTAL Revenue		$300	$333	$450	$1,119	$930	$753	$558	$279	$195
8											
9	Turn on										
10	Regular Hours	$3.00	303	378	526	1,825	1,626	696	683	241	227
11	After Hours	$28.00	0	0	0	0	0	0	0	0	0
12	TOTAL Billed Orders		303	378	526	1,825	1,626	696	683	241	227
13	TOTAL Revenue		$909	$1,134	$1,578	$5,475	$4,878	$2,088	$2,049	$723	$681
14											
15	Read										
16	Regular Hours	$3.00	204	226	224	221	257	239	250	239	242
17	After Hours	$14.00	0	0	0	0	0	0	0	0	0
18	TOTAL Billed Orders		204	226	224	221	257	239	250	239	242
19	TOTAL Revenue		$612	$678	$672	$663	$771	$717	$750	$717	$726
20											
21	Reconnect Delinquent Service										
22	Regular Hours	$3.00	198	150	144	501	221	72	146	197	354
23	After Hours	$47.00	0	1	0	0	0	0	0	0	0
24	TOTAL Billed Orders		198	151	144	501	221	72	146	197	354
25	TOTAL Revenue		$594	$497	$432	$1,503	$663	$216	$438	$591	$1,062
26											
27	Seasonal Charge										
28	Regular Hours	$3.00	0	0	0	0	0	0	0	0	0
25	After Hours	$60.00	0	0	0	0	0	0	0	0	0
26	TOTAL Billed Orders		0	0	0	0	0	0	0	0	0
27	TOTAL Revenue		$0	$0	$0	$0	$0	$0	$0	$0	$0
28											
29	Meter Test Charge										
30	Regular Hours	$20.00	0	0	0	0	0	0	0	0	0
31	After Hours	N/A	0	0	0	0	0	0	0	0	0
32	TOTAL Billed Orders		0	0	0	0	0	0	0	0	0
33	TOTAL Revenue		$0	$0	$0	$0	$0	$0	$0	$0	$0
34											
35											
36	Return Check Charge										
37	Regular Hours	$4.00	243	264	270	292	327	283	448	429	417
38	After Hours	N/A	0	0	0	0	0	0	0	0	0
39	TOTAL Billed Orders		243	264	270	292	327	283	448	429	417
40	TOTAL Revenue		$972	$1,056	$1,080	$1,168	$1,308	$1,132	$1,792	$1,716	$1,668
41											
42	SUBTOTAL - OTHER OPERATING REVENUE		$3,387	$3,698	$4,212	$9,928	$8,550	$4,906	$5,587	$4,026	$4,332
43											
44	Late Payment Fee (Commercial & Public Authority)										
45	Rate	5%	$13,930	$13,263	$14,177	$14,105	$16,817	$25,571	$35,814	$41,214	$53,561
46	TOTAL Revenue		$17,317	$16,961	$18,389	$24,033	$25,367	$30,477	$41,401	$45,240	$57,893

Late Payment Fee Revenue Percentage of Prior Month	
Commercial	0.64%
Public Authority	0.56%

Line No.	Class of Customers	Rate	Test Period – 12 Months Ending June 2024											
			Apr-25	May-25	Jun-25	Jul-25	Aug-25	Sep-25	Oct-25	Nov-25	Dec-25	Jan-26	Feb-26	Mar-26
	(a)	(b)	(x)	(y)	(z)	(aa)	(ab)	(ac)	(ad)	(ae)	(af)	(ag)	(ah)	(ai)
1	Meter Set													
2	Regular Hours	$3.00	37	53	50	100	111	150	373	310	251	186	93	65
3	After Hours	$44.00	0	0	0	0	0	0	0	0	0	0	0	0
6	TOTAL Billed Orders		37	53	50	100	111	150	373	310	251	186	93	65
7	TOTAL Revenue		$111	$159	$150	$300	$333	$450	$1,119	$930	$753	$558	$279	$195
8														
9	Turn on													
10	Regular Hours	$3.00	126	213	236	303	378	526	1,825	1,626	696	683	241	227
11	After Hours	$28.00	0	0	0	0	0	0	0	0	0	0	0	0
12	TOTAL Billed Orders		126	213	236	303	378	526	1,825	1,626	696	683	241	227
13	TOTAL Revenue		$378	$639	$708	$909	$1,134	$1,578	$5,475	$4,878	$2,088	$2,049	$723	$681
14														
15	Read													
16	Regular Hours	$3.00	182	216	208	204	226	224	221	257	239	250	239	242
17	After Hours	$14.00	0	0	0	0	0	0	0	0	0	0	0	0
18	TOTAL Billed Orders		182	216	208	204	226	224	221	257	239	250	239	242
19	TOTAL Revenue		$546	$648	$624	$612	$678	$672	$663	$771	$717	$750	$717	$726
20														
21	Reconnect Delinquent Service													
22	Regular Hours	$3.00	245	234	118	198	150	144	501	221	72	146	197	354
23	After Hours	$47.00	0	0	0	0	1	0	0	0	0	0	0	0
24	TOTAL Billed Orders		245	234	118	198	151	144	501	221	72	146	197	354
25	TOTAL Revenue		$735	$702	$354	$594	$497	$432	$1,503	$663	$216	$438	$591	$1,062
26														
27	Seasonal Charge													
28	Regular Hours	$3.00	0	0	0	0	0	0	0	0	0	0	0	0
25	After Hours	$60.00	0	0	0	0	0	0	0	0	0	0	0	0
26	TOTAL Billed Orders		0	0	0	0	0	0	0	0	0	0	0	0
27	TOTAL Revenue		$0	$0	$0	$0	$0	$0	$0	$0	$0	$0	$0	$0
28														
29	Meter Test Charge													
30	Regular Hours	$20.00	0	0	0	0	0	0	0	0	0	0	0	0
31	After Hours	N/A	0	0	0	0	0	0	0	0	0	0	0	0
32	TOTAL Billed Orders		0	0	0	0	0	0	0	0	0	0	0	0
33	TOTAL Revenue		$0	$0	$0	$0	$0	$0	$0	$0	$0	$0	$0	$0
34														
35														
36	Return Check Charge													
37	Regular Hours	$4.00	417	424	292	243	264	270	292	327	283	448	429	417
38	After Hours	N/A	0	0	0	0	0	0	0	0	0	0	0	0
39	TOTAL Billed Orders		417	424	292	243	264	270	292	327	283	448	429	417
40	TOTAL Revenue		$1,668	$1,696	$1,168	$972	$1,056	$1,080	$1,168	$1,308	$1,132	$1,792	$1,716	$1,668
41														
42	SUBTOTAL - OTHER OPERATING REVENUE		$3,438	$3,844	$3,004	$3,387	$3,698	$4,212	$9,928	$8,550	$4,906	$5,587	$4,026	$4,332
43														
44	Late Payment Fee (Commercial & Public Authority)													
45	Rate	5%	$41,096	$30,594	$21,780	$16,033	$15,172	$15,548	$15,486	$18,793	$33,240	$47,958	$55,753	$56,008
46	TOTAL Revenue		$44,534	$34,438	$24,784	$19,420	$18,870	$19,760	$25,414	$27,343	$38,146	$53,545	$59,779	$60,340

Late Payment Fee Revenue Percentage of Prior Montl	
Commercial	0.64%
Public Authority	0.56%

Line No.	Class of Customers	Rate	Apr-26	May-26	Jun-26	Jul-26	Aug-26	Sep-26	Oct-26	Nov-26	Dec-26	Jan-27	Feb-27	Mar-27	Apr-27	May-27	Jun-27	Jul-27	Aug-27	Sep-27	Oct-27	Nov-27	Dec-27	Jan-28	Feb-28	Mar-28
	(a)	(b)	(aj)	(ak)	(al)	(am)	(an)	(ao)	(ap)	(aq)	(ar)	(as)	(at)	(au)	(av)	(aw)	(ax)	(ay)	(az)	(ba)	(bb)	(bc)	(bd)	(be)	(bf)	(bg)
1	Meter Set																									
2	Regular Hours	$3.00	37	53	50	100	111	150	373	310	251	186	93	65	37	53	50	100	111	150	373	310	251	186	93	65
3	After Hours	$44.00	0	0	0	0	0	0	0	0	0	0	0	0	0	0	0	0	0	0	0	0	0	0	0	0
6	TOTAL Billed Orders		37	53	50	100	111	150	373	310	251	186	93	65	37	53	50	100	111	150	373	310	251	186	93	65
7	TOTAL Revenue		$111	$159	$150	$300	$333	$450	$1,119	$930	$753	$558	$279	$195	$111	$159	$150	$300	$333	$450	$1,119	$930	$753	$558	$279	$195
8																										
9	Turn on																									
10	Regular Hours	$3.00	126	213	236	303	378	526	1,825	1,626	696	683	241	227	126	213	236	303	378	526	1,825	1,626	696	683	241	227
11	After Hours	$28.00	0	0	0	0	0	0	0	0	0	0	0	0	0	0	0	0	0	0	0	0	0	0	0	0
12	TOTAL Billed Orders		126	213	236	303	378	526	1,825	1,626	696	683	241	227	126	213	236	303	378	526	1,825	1,626	696	683	241	227
13	TOTAL Revenue		$378	$639	$708	$909	$1,134	$1,578	$5,475	$4,878	$2,088	$2,049	$723	$681	$378	$639	$708	$909	$1,134	$1,578	$5,475	$4,878	$2,088	$2,049	$723	$681
14																										
15	Read																									
16	Regular Hours	$3.00	182	216	208	204	226	224	221	257	239	250	239	242	182	216	208	204	226	224	221	257	239	250	239	242
17	After Hours	$14.00	0	0	0	0	0	0	0	0	0	0	0	0	0	0	0	0	0	0	0	0	0	0	0	0
18	TOTAL Billed Orders		182	216	208	204	226	224	221	257	239	250	239	242	182	216	208	204	226	224	221	257	239	250	239	242
19	TOTAL Revenue		$546	$648	$624	$612	$678	$672	$663	$771	$717	$750	$717	$726	$546	$648	$624	$612	$678	$672	$663	$771	$717	$750	$717	$726
20																										
21	Reconnect Delinquent Service																									
22	Regular Hours	$3.00	245	234	118	198	150	144	501	221	72	146	197	354	245	234	118	198	150	144	501	221	72	146	197	354
23	After Hours	$47.00	0	0	0	0	1	0	0	0	0	0	0	0	0	0	0	0	1	0	0	0	0	0	0	0
24	TOTAL Billed Orders		245	234	118	198	151	144	501	221	72	146	197	354	245	234	118	198	151	144	501	221	72	146	197	354
25	TOTAL Revenue		$735	$702	$354	$594	$497	$432	$1,503	$663	$216	$438	$591	$1,062	$735	$702	$354	$594	$497	$432	$1,503	$663	$216	$438	$591	$1,062
26																										
27	Seasonal Charge																									
28	Regular Hours	$3.00	0	0	0	0	0	0	0	0	0	0	0	0	0	0	0	0	0	0	0	0	0	0	0	0
25	After Hours	$60.00	0	0	0	0	0	0	0	0	0	0	0	0	0	0	0	0	0	0	0	0	0	0	0	0
26	TOTAL Billed Orders		0	0	0	0	0	0	0	0	0	0	0	0	0	0	0	0	0	0	0	0	0	0	0	0
27	TOTAL Revenue		$0	$0	$0	$0	$0	$0	$0	$0	$0	$0	$0	$0	$0	$0	$0	$0	$0	$0	$0	$0	$0	$0	$0	$0
28																										
29	Meter Test Charge																									
30	Regular Hours	$20.00	0	0	0	0	0	0	0	0	0	0	0	0	0	0	0	0	0	0	0	0	0	0	0	0
31	After Hours	N/A	0	0	0	0	0	0	0	0	0	0	0	0	0	0	0	0	0	0	0	0	0	0	0	0
32	TOTAL Billed Orders		0	0	0	0	0	0	0	0	0	0	0	0	0	0	0	0	0	0	0	0	0	0	0	0
33	TOTAL Revenue		$0	$0	$0	$0	$0	$0	$0	$0	$0	$0	$0	$0	$0	$0	$0	$0	$0	$0	$0	$0	$0	$0	$0	$0
34																										
35																										
36	Return Check Charge																									
37	Regular Hours	$4.00	417	424	292	243	264	270	292	327	283	448	429	417	417	424	292	243	264	270	292	327	283	448	429	417
38	After Hours	N/A	0	0	0	0	0	0	0	0	0	0	0	0	0	0	0	0	0	0	0	0	0	0	0	0
39	TOTAL Billed Orders		417	424	292	243	264	270	292	327	283	448	429	417	417	424	292	243	264	270	292	327	283	448	429	417
40	TOTAL Revenue		$1,668	$1,696	$1,168	$972	$1,056	$1,080	$1,168	$1,308	$1,132	$1,792	$1,716	$1,668	$1,668	$1,696	$1,168	$972	$1,056	$1,080	$1,168	$1,308	$1,132	$1,792	$1,716	$1,668
41																										
42	SUBTOTAL - OTHER OPERATING REVENUE		$3,438	$3,844	$3,004	$3,387	$3,698	$4,212	$9,928	$8,550	$4,906	$5,587	$4,026	$4,332	$3,438	$3,844	$3,004	$3,387	$3,698	$4,212	$9,928	$8,550	$4,906	$5,587	$4,026	$4,332
43																										
44	Late Payment Fee (Commercial & Public Authority)																									
45	Rate	5%	$42,866	$31,798	$22,585	$16,512	$15,608	$15,826	$15,765	$19,185	$34,016	$49,175	$57,204	$57,237	$43,758	$32,408	$22,563	$16,508	$15,607	$15,827	$15,766	$19,178	$34,039	$49,197	$57,225	$57,129
46	TOTAL Revenue		$46,304	$35,642	$25,589	$19,899	$19,306	$20,038	$25,693	$27,735	$38,922	$54,762	$61,230	$61,569	$47,196	$36,252	$25,567	$19,895	$19,305	$20,039	$25,694	$27,728	$38,945	$54,784	$61,251	$61,461

Late Payment Fee Revenue Percentage of Prior Montl	
Commercial	0.64%
Public Authority	0.56%

Line No.	Class of Customers	Rate	Apr-28	May-28	Jun-28	Jul-28	Aug-28	Sep-28	Oct-28	Nov-28	Dec-28	Jan-29	Feb-29	Mar-29	Apr-29	May-29	Jun-29	Jul-29	Aug-29	Sep-29	Oct-29	Nov-29	Dec-29	Jan-30	Feb-30	Mar-30
	(a)	(b)	(bh)	(bi)	(bj)	(bk)	(bl)	(bm)	(bn)	(bo)	(bp)	(bq)	(br)	(bs)	(bt)	(bu)	(bv)	(bw)	(bx)	(by)	(bz)	(ca)	(cb)	(cc)	(cd)	(ce)
1	Meter Set																									
2	Regular Hours	$3.00	37	53	50	100	111	150	373	310	251	186	93	65	37	53	50	100	111	150	373	310	251	186	93	65
3	After Hours	$44.00	0	0	0	0	0	0	0	0	0	0	0	0	0	0	0	0	0	0	0	0	0	0	0	0
6	TOTAL Billed Orders		37	53	50	100	111	150	373	310	251	186	93	65	37	53	50	100	111	150	373	310	251	186	93	65
7	TOTAL Revenue		$111	$159	$150	$300	$333	$450	$1,119	$930	$753	$558	$279	$195	$111	$159	$150	$300	$333	$450	$1,119	$930	$753	$558	$279	$195
8																										
9	Turn on																									
10	Regular Hours	$3.00	126	213	236	303	378	526	1,825	1,626	696	683	241	227	126	213	236	303	378	526	1,825	1,626	696	683	241	227
11	After Hours	$28.00	0	0	0	0	0	0	0	0	0	0	0	0	0	0	0	0	0	0	0	0	0	0	0	0
12	TOTAL Billed Orders		126	213	236	303	378	526	1,825	1,626	696	683	241	227	126	213	236	303	378	526	1,825	1,626	696	683	241	227
13	TOTAL Revenue		$378	$639	$708	$909	$1,134	$1,578	$5,475	$4,878	$2,088	$2,049	$723	$681	$378	$639	$708	$909	$1,134	$1,578	$5,475	$4,878	$2,088	$2,049	$723	$681
14																										
15	Read																									
16	Regular Hours	$3.00	182	216	208	204	226	224	221	257	239	250	239	242	182	216	208	204	226	224	221	257	239	250	239	242
17	After Hours	$14.00	0	0	0	0	0	0	0	0	0	0	0	0	0	0	0	0	0	0	0	0	0	0	0	0
18	TOTAL Billed Orders		182	216	208	204	226	224	221	257	239	250	239	242	182	216	208	204	226	224	221	257	239	250	239	242
19	TOTAL Revenue		$546	$648	$624	$612	$678	$672	$663	$771	$717	$750	$717	$726	$546	$648	$624	$612	$678	$672	$663	$771	$717	$750	$717	$726
20																										
21	Reconnect Delinquent Service																									
22	Regular Hours	$3.00	245	234	118	198	150	144	501	221	72	146	197	354	245	234	118	198	150	144	501	221	72	146	197	354
23	After Hours	$47.00	0	0	0	0	1	0	0	0	0	0	0	0	0	0	0	0	1	0	0	0	0	0	0	0
24	TOTAL Billed Orders		245	234	118	198	151	144	501	221	72	146	197	354	245	234	118	198	151	144	501	221	72	146	197	354
25	TOTAL Revenue		$735	$702	$354	$594	$497	$432	$1,503	$663	$216	$438	$591	$1,062	$735	$702	$354	$594	$497	$432	$1,503	$663	$216	$438	$591	$1,062
26																										
27	Seasonal Charge																									
28	Regular Hours	$3.00	0	0	0	0	0	0	0	0	0	0	0	0	0	0	0	0	0	0	0	0	0	0	0	0
25	After Hours	$60.00	0	0	0	0	0	0	0	0	0	0	0	0	0	0	0	0	0	0	0	0	0	0	0	0
26	TOTAL Billed Orders		0	0	0	0	0	0	0	0	0	0	0	0	0	0	0	0	0	0	0	0	0	0	0	0
27	TOTAL Revenue		$0	$0	$0	$0	$0	$0	$0	$0	$0	$0	$0	$0	$0	$0	$0	$0	$0	$0	$0	$0	$0	$0	$0	$0
28																										
29	Meter Test Charge																									
30	Regular Hours	$20.00	0	0	0	0	0	0	0	0	0	0	0	0	0	0	0	0	0	0	0	0	0	0	0	0
31	After Hours	N/A	0	0	0	0	0	0	0	0	0	0	0	0	0	0	0	0	0	0	0	0	0	0	0	0
32	TOTAL Billed Orders		0	0	0	0	0	0	0	0	0	0	0	0	0	0	0	0	0	0	0	0	0	0	0	0
33	TOTAL Revenue		$0	$0	$0	$0	$0	$0	$0	$0	$0	$0	$0	$0	$0	$0	$0	$0	$0	$0	$0	$0	$0	$0	$0	$0
34																										
35																										
36	Return Check Charge																									
37	Regular Hours	$4.00	417	424	292	243	264	270	292	327	283	448	429	417	417	424	292	243	264	270	292	327	283	448	429	417
38	After Hours	N/A	0	0	0	0	0	0	0	0	0	0	0	0	0	0	0	0	0	0	0	0	0	0	0	0
39	TOTAL Billed Orders		417	424	292	243	264	270	292	327	283	448	429	417	417	424	292	243	264	270	292	327	283	448	429	417
40	TOTAL Revenue		$1,668	$1,696	$1,168	$972	$1,056	$1,080	$1,168	$1,308	$1,132	$1,792	$1,716	$1,668	$1,668	$1,696	$1,168	$972	$1,056	$1,080	$1,168	$1,308	$1,132	$1,792	$1,716	$1,668
41																										
42	SUBTOTAL - OTHER OPERATING REVENUE		$3,438	$3,844	$3,004	$3,387	$3,698	$4,212	$9,928	$8,550	$4,906	$5,587	$4,026	$4,332	$3,438	$3,844	$3,004	$3,387	$3,698	$4,212	$9,928	$8,550	$4,906	$5,587	$4,026	$4,332
43																										
44	Late Payment Fee (Commercial & Public Authority)																									
45	Rate	5%	$43,686	$32,366	$22,415	$16,431	$15,539	$15,769	$15,707	$19,083	$33,897	$48,959	$56,934	$56,888	$43,518	$32,259	$22,428	$16,448	$15,556	$15,800	$15,738	$19,118	$33,731	$48,682	$56,597	$78,845
46	TOTAL Revenue		$47,124	$36,210	$25,419	$19,818	$19,237	$19,981	$25,635	$27,633	$38,803	$54,546	$60,960	$61,220	$46,956	$36,103	$25,432	$19,835	$19,254	$20,012	$25,666	$27,668	$38,637	$54,269	$60,623	$83,177

Late Payment Fee Revenue Percentage of Prior Month	
Commercial	0.64%
Public Authority	0.56%

Line No.	Class of Customers	Rate	Apr-30	May-30	Jun-30
	(a)	(b)	(cf)	(cg)	(ch)
1	Meter Set				
2	Regular Hours	$3.00	37	53	50
3	After Hours	$44.00	0	0	0
6	TOTAL Billed Orders		37	53	50
7	TOTAL Revenue		$111	$159	$150
8					
9	Turn on				
10	Regular Hours	$3.00	126	213	236
11	After Hours	$28.00	0	0	0
12	TOTAL Billed Orders		126	213	236
13	TOTAL Revenue		$378	$639	$708
14					
15	Read				
16	Regular Hours	$3.00	182	216	208
17	After Hours	$14.00	0	0	0
18	TOTAL Billed Orders		182	216	208
19	TOTAL Revenue		$546	$648	$624
20					
21	Reconnect Delinquent Service				
22	Regular Hours	$3.00	245	234	118
23	After Hours	$47.00	0	0	0
24	TOTAL Billed Orders		245	234	118
25	TOTAL Revenue		$735	$702	$354
26					
27	Seasonal Charge				
28	Regular Hours	$3.00	0	0	0
25	After Hours	$60.00	0	0	0
26	TOTAL Billed Orders		0	0	0
27	TOTAL Revenue		$0	$0	$0
28					
29	Meter Test Charge				
30	Regular Hours	$20.00	0	0	0
31	After Hours	N/A	0	0	0
32	TOTAL Billed Orders		0	0	0
33	TOTAL Revenue		$0	$0	$0
34					
35					
36	Return Check Charge				
37	Regular Hours	$4.00	417	424	292
38	After Hours	N/A	0	0	0
39	TOTAL Billed Orders		417	424	292
40	TOTAL Revenue		$1,668	$1,696	$1,168
41					
42	SUBTOTAL - OTHER OPERATING REVENUE		$3,438	$3,844	$3,004
43					
44	Late Payment Fee (Commercial & Public Authority)				
45	Rate	5%	$59,352	$42,979	$28,461
46	TOTAL Revenue		$62,790	$46,823	$31,465

Late Payment Fee Revenue Percentage of Prior Montl	
Commercial	0.64%
Public Authority	0.56%

Atmos Energy Corporation - Kentucky
Actual & Normal Degree Days
REFERENCE PERIOD - TWELVE MONTHS ENDING 06/30/2024

Line No.	Month	Actual Ddays	Normal Ddays	Lagged Actual Mo. Ddays (1)	Lagged Normal Mo. Ddays (1)
	(a)	(b)	(c)	(d)	(e)
Basis: NOAA Normals for 2002-2021					
1	Jul-23	0	0	0	0
2	Aug-23	0	0	0	0
3	Sep-23	0	16	0	2
4	Oct-23	170	205	56	71
5	Nov-23	447	511	274	362
6	Dec-23	639	798	583	657
7	Jan-24	948	838	799	806
8	Feb-24	493	728	729	879
9	Mar-24	357	482	411	588
10	Apr-24	164	220	304	345
11	May-24	3	59	65	133
12	Jun-24	0	0	0	14
13					
14		3,221	3,857	3,221	3,857

(1) Based upon 16th of previous month through 15th of billing month.
(2) Per NOAA, as reported for stations in Paducah (33.7%), Evansville (24.2%), Louisville (04.9%), Lexington (13.6%) and Nasvhille (23.6%).

ATMOS ENERGY CORPORATION - KENTUCKY
GAS COST ESTIMATES

		Ref Period	Ref Period	Ref Period	Ref Period	Ref Period										Test Year	Test Year	Test Year	Test Year
						← Actual	Projected →												
		Feb-24	Mar-24	Apr-24	May-24	Jun-24	Jul-24	Aug-24	Sep-24	Oct-24	Nov-24	Dec-24	Jan-25	Feb-25	Mar-25	Apr-25	May-25	Jun-25	Jul-25
	Firm Sales	2,810,504	1,969,278	1,102,257	581,145	350,994	344,707	349,830	395,861	997,680	2,005,155	2,975,258	3,179,413	2,812,848	1,970,972	1,103,259	581,721	351,414	345,128
	Int Sales	24,794	24,940	22,847	19,024	18,129	8,936	10,126	12,920	11,624	16,055	23,383	23,449	21,277	24,940	22,847	19,024	18,129	8,936
	Total Sales	2,835,298	1,994,218	1,125,104	600,169	369,123	353,643	359,956	408,781	1,009,304	2,021,210	2,998,641	3,202,863	2,834,124	1,995,912	1,126,106	600,745	369,544	354,064
2.14%	L&U / Co Use	60,675	42,676	24,077	12,844	7,899	7,568	7,703	8,748	21,599	43,254	64,171	68,541	60,650	42,713	24,099	12,856	7,908	7,577
	Supply Req	2,895,973	2,036,894	1,149,181	613,013	377,022	361,211	367,659	417,529	1,030,903	2,064,464	3,062,812	3,271,404	2,894,774	2,038,625	1,150,205	613,601	377,452	361,641
1.010	MMBtu	2,924,933	2,057,263	1,160,673	619,143	380,792	364,823	371,335	421,705	1,041,212	2,085,108	3,093,440	3,304,118	2,923,722	2,059,011	1,161,707	619,737	381,226	365,257
Storage																			
	Tenn Gas (WI)	-	-	-	-	-	-	-	-	-	164,130	254,510	303,800	250,444	209,343	-	-	-	-
	Texas Gas (WI)	-	-	-	-	-	-	-	-	-	337,176	599,205	685,410	837,704	651,533	-	-	-	-
	Co Owned (WI)	-	-	-	-	-	-	-	-	-	458,820	729,771	791,678	1,303,036	1,244,650	-	-	-	-
	Total (WI)	-	-	-	-	-	-	-	-	-	960,126	1,583,486	1,780,888	2,391,184	2,105,526	-	-	-	-
	Tenn Gas (IN)	-	-	-	-	-	-	65,537	65,537	65,537	-	-	-	-	-	168,890	168,890	168,890	168,890
	Texas Gas (IN)	-	-	-	-	-	-	300,000	300,000	300,000	-	-	-	-	-	444,433	444,433	444,433	444,433
	Co Owned (IN)	-	-	-	-	-	-	237,453	237,453	237,453	-	-	-	-	-	646,851	646,851	646,851	646,851
	Total (IN)	-	-	-	-	-	-	602,990	602,990	602,990	-	-	-	-	-	1,260,173	1,260,173	1,260,173	1,260,173
Quantity																			
	Local Production	1,140	1,140	1,140	1,140	1,140	1,140	1,140	1,140	1,140	1,140	1,140	1,140	1,140	1,140	1,140	1,140	1,140	1,140
	Hedging Purchases					0	0	0	0	0	0	0	0						
Requirements excluding Prod.		2,923,793	2,056,123	1,159,533	618,003	379,653	363,683	370,196	420,565	1,040,073	2,083,969	3,092,300	3,302,978	2,922,583	2,057,871	1,160,567	618,598	380,087	364,117
Rates																			
	Hedging Prices					0.000	0.000	0.000	0.000	0.000	0.000	0.000	0.000						
	NYMEX PRICE							$2.923	$2.902	$2.979	$2.314	$2.687	$3.495	$3.350	$3.030	$2.893	$2.940	$3.093	$3.261
1.21%	Pipeline Losses @ 1.21%	$0.0000	$0.0000	$0.0000	$0.0000	$0.0000	$0.0000	$0.0358	$0.0356	$0.0365	$0.0284	$0.0329	$0.0428	$0.0410	$0.0371	$0.0354	$0.0360	$0.0379	$0.0400
	TGT/MW/Trunk Var Transp	$0.0490	$0.0490	$0.0490	$0.0490	$0.0490	$0.0490	$0.0490	$0.0490	$0.0490	$0.0490	$0.0490	$0.0490	$0.0490	$0.0490	$0.0490	$0.0490	$0.0490	$0.0490
	TGP - GS Variable Tran	$0.722	$0.722	$0.722	$0.722	$0.722	$0.722	$0.722	$0.7221	$0.7221	$0.7221	$0.7221	$0.7221	$0.7221	$0.7221	$0.7221	$0.7221	$0.7221	$0.7221
	TGP - G Variable Transp	$0.0188	$0.0188	$0.0188	$0.0188	$0.0188	$0.0188	$0.0188	$0.0188	$0.0188	$0.0188	$0.0188	$0.0188	$0.0188	$0.0188	$0.0188	$0.0188	$0.0188	$0.0188
Storage Inventory																			
	Co Owned & TN (Mcf) Balance	4,246,237	3,176,679	3,386,933	4,534,092	5,683,432	6,841,030	7,144,020	7,447,010	7,750,000	7,127,050	6,142,769	5,047,291	3,493,811	2,039,818	2,855,558	3,671,299	4,487,039	5,302,779
	Co Owned & TN ($) Activity	$ (4,136,616)	$ (3,792,199)	$ 903,805	$ 1,335,302	$ 2,384,337	$ 2,550,146	$ 909,207	$ 902,766	$ 926,566	$ (1,757,187)	$ (2,776,411)	$ (3,090,070)	$ (4,381,980)	$ (4,101,352)	$ 2,423,728	$ 2,462,537	$ 2,588,875	$ 2,727,599
	Cumulative ($) Balance	$ 15,740,887	$ 11,948,688	$ 12,852,493	$ 14,187,795	$ 16,572,132	$ 19,122,278	$ 20,031,485	$ 20,934,251	$ 21,860,817	$ 20,103,631	$ 17,327,219	$ 14,237,149	$ 9,855,170	$ 5,753,818	$ 8,177,546	$ 10,640,083	$ 13,228,958	$ 15,956,557
	Average Price for Season									2.821									
	TGT NNS (Mcf) Balance	(2,688,805)	(3,341,800)	(2,727,217)	(2,381,513)	(1,843,752)	(1,229,168)	(929,168)	(629,168)	(329,168)	(666,344)	(1,265,549)	(1,950,959)	(2,788,663)	(3,440,196)	(2,995,764)	(2,551,331)	(2,106,899)	(1,662,466)
	TGT NNS ($)		(1,149,194)	2,180,466	(1,532,004)	1,651,157	1,390,189	244,536	895,816	919,381	(1,107,877)	(1,968,840)	(2,252,088)	(2,752,488)	(2,140,777)	1,323,276	1,344,420	1,413,251	1,488,831
	Cumulative ($) Balance	(4,745,741)	(5,894,935)	(3,714,470)	(5,246,473)	(3,595,316)	(2,205,127)	(1,960,592)	(1,064,776)	(145,394)	(1,253,271)	(3,222,112)	(5,474,199)	(8,226,688)	(10,367,465)	(9,044,189)	(7,699,769)	(6,286,518)	(4,797,687)
	Average Price (Next Season)									$3.2858									
	Total Cumulative ($) - prior	10,995,146	6,053,753	9,138,023	8,941,321	12,976,815	16,917,150	18,070,893	19,869,475	21,715,423	18,850,359	14,105,108	8,762,950	1,628,482	(4,613,647)	(866,643)	2,940,314	6,942,441	11,158,870
	Ledger >	10,995,146	6,053,753	9,138,023	8,941,321	12,976,815	16,917,150	17,169,373											
	Difference >	-	-	-	-	-	-	901,520											

Source of Supply

Commodity Purchases						973,186	1,023,555	1,643,063	1,123,843	1,508,814	1,522,090	531,399	(47,655)	2,420,740	1,878,771	1,640,260	1,624,290
Hedged Purchases						-	-	-	-	-	-	-	-	-	-	-	-
Local Production Purchases						1,140	1,140	1,140	1,140	1,140	1,140	1,140	1,140	1,140	1,140	1,140	1,140
Storage (WI)						-	-	-	960,126	1,583,486	1,780,888	2,391,184	2,105,526	-	-	-	-
Storage (IN)						(602,990)	(602,990)	(602,990)	-	-	-	-	-	(1,260,173)	(1,260,173)	(1,260,173)	(1,260,173)
Total Supply Requirements						371,335	421,705	1,041,212	2,085,108	3,093,440	3,304,118	2,923,722	2,059,011	1,161,707	619,737	381,226	365,257

Supply Cost

Demand						$475,313	$538,139	$1,352,209	$2,965	$4,318	$4,330	$3,617,158	$2,172,660	$1,217,795	$643,401	$389,900	$381,288
Local Production						$3,387	$3,363	$3,451	$2,693	$3,118	$4,039	$3,874	$3,509	$3,353	$3,406	$3,581	$3,772
Commodity - Market						$2,878,986	$3,006,236	$4,954,827	$2,632,438	$4,103,862	$5,384,889	$1,801,998	-$146,163	$7,089,015	$5,591,268	$5,135,489	$5,361,715
Commodity - Hedged						$0	$0	$0	$0	$0	$0	$0	$0	$0	$0	$0	$0
Variable Pipeline Commodity						$94,645	$97,670	$134,870	$67,484	$90,600	$91,398	$31,909	-$2,862	$221,029	$188,486	$174,164	$173,205
Storage					$	(1,153,743) $	(1,798,582) $	(1,845,948) $	2,865,064 $	4,745,251 $	5,342,158 $	7,134,468 $	6,242,129 $	(3,747,004) $	(3,806,957) $	(4,002,126) $	(4,216,430)
Total Supply Cost						$2,298,588	$1,846,825	$4,599,410	$5,570,643	$8,947,149	$10,826,814	$12,589,407	$8,269,273	$4,784,189	$2,619,604	$1,701,007	$1,703,551
Collection of Demand Charges																	
Ann. Demand Charges									$21,978,861				$21,978,861				
N/C Charge - Int				0.1452					$ 0.1847				$ 0.1846				
N/C Charge - Firm				0.8548					$ 1.1006				$ 1.1000				
Collection by Month>			$	468,982 $		475,313 $	538,139 $	1,352,209 $	2,965 $	4,318 $	4,330 $	3,617,158 $	2,172,660 $	1,217,795 $	643,401 $	389,900 $	381,288
Commodity Gas Charge Firm																	
									3.081			3.129			3.481		
Commodity									$2.7546	$2.9823	$3.3790	$3.1658	$3.0546	$3.1670	$3.2896	$3.5479	$3.7345
N/C									-	-	-	1.2845	1.2845	1.2845	1.2845	1.2845	1.2845
Total (Not Incl Margin)									$2.7546	$2.9823	$3.3790	$4.4503	$4.3391	$4.4516	$4.5741	$4.8325	$5.0191
CF									0	0	0	0	0	0	0	0	0
Total Gas Charge (F)									$2.7546	$2.9823	$3.3790	$4.4503	$4.3391	$4.4516	$4.5741	$4.8325	$5.0191
Quarterly GCA Model		Dark blocks are based on the timing of the GCA filings															
Commodity Firm		$2.23	$2.23	$2.23	$3.20	$3.20	$3.20	$3.08	$3.08	$3.08	$3.13	$3.13	$3.13	$3.48	$3.48	$3.48
N/C Firm		$1.36	$1.36	$1.36	$1.35	$1.35	$1.35	$0.00	$0.00	$0.00	$1.28	$1.28	$1.28	$1.28	$1.28	$1.28
CF Firm		($0.52)	($0.52)	($0.52)	($0.64)	($0.64)	($0.64)	$0.00	$0.00	$0.00	$0.00	$0.00	$0.00	$0.00	$0.00	$0.00
PBR Discount			$0.00	$0.00		$0.00	$0.00	$0.00	$0.00	$0.00	$0.00	$0.00	$0.00	$0.00	$0.00	$0.00
PBR Recovery		$0.17	$0.17	$0.17	$0.17	$0.17	$0.17	$0.17	$0.17	$0.17	$0.17	$0.17	$0.17	$0.17	$0.17	$0.17
Gas Cost Comp-Firm		**$3.23**	**$3.23**	**$3.23**	**$4.08**	**$4.08**	**$4.08**	**$3.25**	**$3.25**	**$3.25**	**$4.58**	**$4.58**	**$4.58**	**$4.93**	**$4.93**	**$4.93**
Commodity Int		$2.23	$2.23	$2.23	$3.20	$3.20	$3.20	$3.08	$3.08	$3.08	$3.13	$3.13	$3.13	$3.48	$3.48	$3.48
N/C Int		$0.19	$0.19	$0.19	$0.19	$0.19	$0.19	$0.18	$0.18	$0.18	$0.18	$0.18	$0.18	$0.18	$0.18	$0.18
CF Int		($0.52)	($0.52)	($0.52)	($0.64)	($0.64)	($0.64)	$0.00	$0.00	$0.00	$0.00	$0.00	$0.00	$0.00	$0.00	$0.00
PBR Discount			$0.00	$0.00		$0.00	$0.00	$0.00	$0.00	$0.00	$0.00	$0.00	$0.00	$0.00	$0.00	$0.00
PBR Recovery		$0.17	$0.17	$0.17	$0.17	$0.17	$0.17	$0.17	$0.17	$0.17	$0.17	$0.17	$0.17	$0.17	$0.17	$0.17
Gas Cost Comp-Int		**$2.07**	**$2.07**	**$2.07**	**$2.92**	**$2.92**	**$2.92**	**$3.43**	**$3.43**	**$3.43**	**$3.48**	**$3.48**	**$3.48**	**$3.83**	**$3.83**	**$3.83**
HEDGING																	
1.21% Pipeline Losses @							$0.0000	$0.0000	$0.0000	$0.0000	$0.0000						
1 TO 5 TGT/MW/Trunk Var Transp							$0.0490	$0.0490	$0.0490	$0.0490	$0.0490						
1 Delivered Cost							$0.05	$0.05	$0.05	$0.05	$0.05						
1 Gas Cost							$0	$0	$0	$0	$0						

						Projected →												
	Feb	Mar	Apr	May	Jun	Jul	Aug	Sep	Oct	Nov	Dec	Jan	Feb	Mar	Apr	May	Jun	Jul
6,500,000 < Storage Beginning Balance	Withdraw	Withdraw	Inject	Inject	Inject	Inject	Inject	Inject	Inject	Withdraw	Withdraw	Withdraw	Withdraw	Withdraw	Inject	Inject	Inject	Inject
Storage - Full Plan	Based on GL because volumes are GL not production (Injection is May-Nov GL and Withdrawals Dec-Apr)																	
100% Tenn Gas (WI)						-	-	-	-	164,130	254,510	303,800	250,444	209,343	-	-	-	-
^^^^^^^^ Texas Gas (WI)						-	-	-	-	337,176	599,205	685,410	837,704	651,533	-	-	-	-
Co Owned (WI)						-	-	-	-	458,820	729,771	791,678	1,303,036	1,244,650	-	-	-	-
Total (WI)	-	-				-	-	-	-	960,126	1,583,486	1,780,888	2,391,184	2,105,526	-	-	-	-
Tenn Gas (IN)						-	65,537	65,537	65,537	-	-	-	-	-	168,890	168,890	168,890	168,890
Texas Gas (IN)						-	300,000	300,000	300,000	-	-	-	-	-	444,433	444,433	444,433	444,433
Co Owned (IN)						-	237,453	237,453	237,453	-	-	-	-	-	646,851	646,851	646,851	646,851
Total (IN)						-	602,990	602,990	602,990	-	-	-	-	-	1,260,173	1,260,173	1,260,173	1,260,173
Storage - As Adjusted																		
Tenn Gas (WI)	-	-				-	-	-	-	164,130	254,510	303,800	250,444	209,343	-	-	-	-
Texas Gas (WI)	-	-				-	-	-	-	337,176	599,205	685,410	837,704	651,533	-	-	-	-
Co Owned (WI)	-	-				-	-	-	-	458,820	729,771	791,678	1,303,036	1,244,650	-	-	-	-
Total (WI)	-	-				-	-	-	-	960,126	1,583,486	1,780,888	2,391,184	2,105,526	-	-	-	-
Tenn Gas (IN)						-	65,537	65,537	65,537	-	-	-	-	-	168,890	168,890	168,890	168,890
Texas Gas (IN)						-	300,000	300,000	300,000	-	-	-	-	-	444,433	444,433	444,433	444,433
Co Owned (IN)						-	237,453	237,453	237,453	-	-	-	-	-	646,851	646,851	646,851	646,851
Total (IN)						-	602,990	602,990	602,990	-	-	-	-	-	1,260,173	1,260,173	1,260,173	1,260,173

ATMOS ENERGY CORPORATION - KEI
GAS COST ESTIMATES

		Test Year	Test Year	Test Year	Test Year	Test Year	Test Year	Test Year	Test Year											
					Projected →															
		Aug-25	Sep-25	Oct-25	Nov-25	Dec-25	Jan-26	Feb-26	Mar-26	Apr-26	May-26	Jun-26	Jul-26	Aug-26	Sep-26	Oct-26	Nov-26	Dec-26	Jan-27	Feb-27
	Firm Sales	350,251	396,324	998,642	2,006,925	2,977,786	3,182,047	2,815,191	1,972,665	1,104,261	582,298	351,835	345,549	350,672	396,787	999,604	2,008,695	2,980,315	3,184,682	2,817,535
	Int Sales	10,126	12,920	11,624	16,055	23,383	23,449	21,277	24,940	22,847	19,024	18,129	8,936	10,126	12,920	11,624	16,055	23,383	23,449	21,277
	Total Sales	360,377	409,244	1,010,266	2,022,980	3,001,169	3,205,497	2,836,468	1,997,606	1,127,108	601,322	369,965	354,485	360,798	409,708	1,011,228	2,024,750	3,003,698	3,208,132	2,838,812
2.14%	L&U / Co Use	7,712	8,758	21,620	43,292	64,225	68,598	60,700	42,749	24,120	12,868	7,917	7,586	7,721	8,768	21,640	43,330	64,279	68,654	60,751
	Supply Req	368,089	418,002	1,031,886	2,066,272	3,065,394	3,274,095	2,897,168	2,040,355	1,151,228	614,190	377,882	362,071	368,519	418,476	1,032,868	2,068,080	3,067,977	3,276,786	2,899,563
1.010	MMBtu	371,770	422,182	1,042,205	2,086,934	3,096,048	3,306,836	2,926,140	2,060,758	1,162,740	620,332	381,661	365,691	372,204	422,660	1,043,197	2,088,761	3,098,657	3,309,554	2,928,559
Storage																				
	Tenn Gas (WI)	-	-	-	164,130	254,510	303,800	250,444	209,343	-	-	-	-	-	-	-	164,130	254,510	303,800	250,444
	Texas Gas (WI)	-	-	-	337,176	599,205	685,410	837,704	651,533	-	-	-	-	-	-	-	337,176	599,205	685,410	837,704
	Co Owned (WI)	-	-	-	458,820	729,771	791,678	1,303,036	1,244,650	-	-	-	-	-	-	-	458,820	729,771	791,678	1,303,036
	Total (WI)	-	-	-	960,126	1,583,486	1,780,888	2,391,184	2,105,526	-	-	-	-	-	-	-	960,126	1,583,486	1,780,888	2,391,184
	Tenn Gas (IN)	168,890	168,890	168,890	-	-	-	-	-	168,890	168,890	168,890	168,890	168,890	168,890	168,890	-	-	-	-
	Texas Gas (IN)	444,433	444,433	444,433	-	-	-	-	-	444,433	444,433	444,433	444,433	444,433	444,433	444,433	-	-	-	-
	Co Owned (IN)	646,851	646,851	646,851	-	-	-	-	-	646,851	646,851	646,851	646,851	646,851	646,851	646,851	-	-	-	-
	Total (IN)	1,260,173	1,260,173	1,260,173	-	-	-	-	-	1,260,173	1,260,173	1,260,173	1,260,173	1,260,173	1,260,173	1,260,173	-	-	-	-
Quantity																				
	Local Production	1,140	1,140	1,140	1,140	1,140	1,140	1,140	1,140	1,140	1,140	1,140	1,140	1,140	1,140	1,140	1,140	1,140	1,140	1,140
	Hedging Purchases																			
Requirements excluding Prod.		370,630	421,043	1,041,065	2,085,795	3,094,908	3,305,696	2,925,000	2,059,619	1,161,600	619,192	380,521	364,552	371,064	421,521	1,042,057	2,087,621	3,097,517	3,308,414	2,927,419
Rates																				
	Hedging Prices																			
	NYMEX PRICE	$3.265	$3.328	$3.603	$4.008	$4.265	$4.037	$3.508	$3.155	$3.188	$3.324	$3.474	$3.510	$3.480	$3.540	$3.808	$4.208	$4.458	$4.225	$3.619
1.21%	Pipeline Losses @ 1.21%	$0.0400	$0.0408	$0.0441	$0.0491	$0.0523	$0.0495	$0.0430	$0.0387	$0.0391	$0.0407	$0.0426	$0.0430	$0.0426	$0.0434	$0.0467	$0.0516	$0.0546	$0.0518	$0.0443
	TGT/MW/Trunk Var Transp	$0.0490	$0.0490	$0.0490	$0.0490	$0.0490	$0.0490	$0.0490	$0.0490	$0.0490	$0.0490	$0.0490	$0.0490	$0.0490	$0.0490	$0.0490	$0.0490	$0.0490	$0.0490	$0.0490
	TGP - GS Variable Tran	$0.7221	$0.7221	$0.7221	$0.7221	$0.7221	$0.7221	$0.7221	$0.7221	$0.7221	$0.7221	$0.7221	$0.7221	$0.7221	$0.7221	$0.7221	$0.7221	$0.7221	$0.7221	$0.7221
	TGP - G Variable Transp	$0.0188	$0.0188	$0.0188	$0.0188	$0.0188	$0.0188	$0.0188	$0.0188	$0.0188	$0.0188	$0.0188	$0.0188	$0.0188	$0.0188	$0.0188	$0.0188	$0.0188	$0.0188	$0.0188
Storage Inventory																				
	Co Owned & TN (Mcf) Balance	6,118,519	6,934,260	7,750,000	7,127,050	6,142,769	5,047,291	3,493,811	2,039,818	2,855,558	3,671,299	4,487,039	5,302,779	6,118,519	6,934,260	7,750,000	7,127,050	6,142,769	5,047,291	3,493,811
	Co Owned & TN ($) Activity	$ 2,730,902	$ 2,782,923	$ 3,010,000	$ (1,967,749)	$ (3,109,106)	$ (3,460,351)	$ (4,907,069)	$ (4,592,813)	$ 2,667,320	$ 2,779,620	$ 2,903,480	$ 2,933,207	$ 2,908,435	$ 2,957,979	$ 3,179,276	$ (2,152,000)	$ (3,400,229)	$ (3,784,362)	$ (5,366,544)
	Cumulative ($) Balance	$ 18,687,459	$ 21,470,382	$ 24,480,382	$ 22,512,633	$ 19,403,527	$ 15,943,176	$ 11,036,107	$ 6,443,293	$ 9,110,613	$ 11,890,234	$ 14,793,714	$ 17,726,921	$ 20,635,356	$ 23,593,335	$ 26,772,611	$ 24,620,611	$ 21,220,383	$ 17,436,021	$ 12,069,477
	Average Price for Season			3.159												3.455				
	TGT NNS (Mcf) Balance	(1,218,033)	(773,601)	(329,168)	(666,344)	(1,265,549)	(1,950,959)	(2,788,663)	(3,440,196)	(2,995,764)	(2,551,331)	(2,106,899)	(1,662,466)	(1,218,033)	(773,601)	(329,168)	(666,344)	(1,265,549)	(1,950,959)	(2,788,663)
	TGT NNS ($)	1,490,630	1,518,973	1,642,689	(1,202,517)	(2,137,027)	(2,444,471)	(2,987,618)	(2,323,652)	1,455,990	1,517,173	1,584,655	1,600,851	1,587,354	1,614,347	1,734,914	(1,192,668)	(2,119,524)	(2,424,450)	(2,963,148)
	Cumulative ($) Balance	(3,307,056)	(1,788,084)	(145,394)	(1,347,911)	(3,484,938)	(5,929,409)	(8,917,027)	(11,240,679)	(9,784,689)	(8,267,516)	(6,682,861)	(5,082,010)	(3,494,656)	(1,880,309)	(145,394)	(1,338,062)	(3,457,586)	(5,882,035)	(8,845,183)
	Average Price (Next Season)			$3.5664												$3.5372				
	Total Cumulative ($) - prior	15,380,402	19,682,298	24,334,988	21,164,722	15,918,589	10,013,767	2,119,080	(4,797,385)	(674,075)	3,622,718	8,110,853	12,644,911	17,140,700	21,713,026	26,627,217	23,282,549	17,762,797	11,553,985	3,224,293
	Ledger >																			
	Difference >																			

Source of Supply

Commodity Purchases	1,630,803	1,681,216	2,301,238	1,125,669	1,511,422	1,524,808	533,816	(45,908)	2,421,773	1,879,365	1,640,694	1,624,725	1,631,237	1,681,694	2,302,230	1,127,495	1,514,031	1,527,526	536,235
Hedged Purchases	-	-	-	-	-	-	-	-	-	-	-	-	-	-	-	-	-	-	-
Local Production Purchases	1,140	1,140	1,140	1,140	1,140	1,140	1,140	1,140	1,140	1,140	1,140	1,140	1,140	1,140	1,140	1,140	1,140	1,140	1,140
Storage (WI)	-	-	-	960,126	1,583,486	1,780,888	2,391,184	2,105,526	-	-	-	-	-	-	-	960,126	1,583,486	1,780,888	2,391,184
Storage (IN)	(1,260,173)	(1,260,173)	(1,260,173)	-	-	-	-	-	(1,260,173)	(1,260,173)	(1,260,173)	(1,260,173)	(1,260,173)	(1,260,173)	(1,260,173)	-	-	-	-
Total Supply Requirements	371,770	422,182	1,042,205	2,086,934	3,096,048	3,306,836	2,926,140	2,060,758	1,162,740	620,332	381,661	365,691	372,204	422,660	1,043,197	2,088,761	3,098,657	3,309,554	2,928,559

Supply Cost

Demand	$387,143	$438,339	$1,100,646	$2,210,569	$3,279,863	$3,504,562	$3,100,621	$2,172,585	$1,217,811	$643,461	$390,015	$381,411	$387,260	$438,457	$1,100,722	$2,210,544	$3,279,719	$3,504,334	$3,100,434
Local Production	$3,777	$3,849	$4,162	$4,624	$4,917	$4,657	$4,054	$3,651	$3,689	$3,844	$4,015	$4,056	$4,022	$4,090	$4,396	$4,852	$5,136	$4,871	$4,180
Commodity - Market	$5,389,815	$5,663,645	$8,392,960	$4,566,964	$6,525,204	$6,231,078	$1,895,573	-$146,613	$7,815,218	$6,323,557	$5,769,612	$5,772,662	$5,746,264	$6,026,143	$8,874,317	$4,802,636	$6,832,254	$6,532,878	$1,964,415
Commodity - Hedged	$0	$0	$0	$0	$0	$0	$0	$0	$0	$0	$0	$0	$0	$0	$0	$0	$0	$0	$0
Variable Pipeline Commodity	$173,596	$176,623	$213,854	$67,594	$90,757	$91,561	$32,054	-$2,757	$221,091	$188,521	$174,190	$173,231	$173,622	$176,652	$213,913	$67,703	$90,914	$91,724	$32,200
Storage	$ (4,221,532)	$ (4,301,896)	$ (4,652,690)	$ 3,170,266	$ 5,246,134	$ 5,904,822	$ 7,894,687	$ 6,916,465	$ (4,123,310)	$ (4,296,793)	$ (4,488,135)	$ (4,534,058)	$ (4,495,789)	$ (4,572,326)	$ (4,914,191)	$ 3,344,667	$ 5,519,753	$ 6,208,812	$ 8,329,692
Total Supply Cost	$1,732,799	$1,980,560	$5,058,932	$10,020,015	$15,146,875	$15,736,680	$12,926,989	$8,943,332	$5,134,499	$2,862,590	$1,849,696	$1,797,302	$1,815,379	$2,073,015	$5,279,158	$10,430,402	$15,727,776	$16,342,619	$13,430,920

Collection of Demand Charges

Ann. Demand Charges								$21,978,861											
N/C Charge - Int								$ 0.1844											
N/C Charge - Firm								$ 1.0990											
Collection by Month>	$ 387,143	$ 438,339	$ 1,100,646	$ 2,210,569	$ 3,279,863	$ 3,504,562	$ 3,100,621	$ 2,172,585	$ 1,217,811	$ 643,461	$ 390,015	$ 381,411	$ 387,260	$ 438,457	$ 1,100,722	$ 2,210,544	$ 3,279,719	$ 3,504,334	$ 3,100,434

Commodity Gas Charge Firm

	3.846			3.877			3.441			3.843			4.064			4.068			3.589
Commodity	$3.7340	$3.7685	$3.9181	$3.8604	$3.9541	$3.8160	$3.4643	$3.3894	$3.4750	$3.6904	$3.9455	$3.9942	$3.9582	$3.9896	$4.1320	$4.0597	$4.1442	$4.0018	$3.6390
N/C	1.2845	1.2845	1.2845	1.2845	1.2845	1.2845	1.2834	1.2834	1.2834	1.2834	1.2834	1.2834	1.2834	1.2834	1.2834	1.2834	1.2834	1.2834	1.2823
Total (Not Incl Margin)	$5.0186	$5.0530	$5.2026	$5.1449	$5.2387	$5.1005	$4.7477	$4.6728	$4.7584	$4.9738	$5.2289	$5.2776	$5.2416	$5.2730	$5.4154	$5.3431	$5.4276	$5.2852	$4.9213
CF	0	0	0	0	0	0	0	0	0	0	0	0	0	0	0	0	0	0	0
Total Gas Charge (F)	$5.0186	$5.0530	$5.2026	$5.1449	$5.2387	$5.1005	$4.7477	$4.6728	$4.7584	$4.9738	$5.2289	$5.2776	$5.2416	$5.2730	$5.4154	$5.3431	$5.4276	$5.2852	$4.9213

Quarterly GCA Model

Commodity Firm	$3.85	$3.85	$3.85	$3.88	$3.88	$3.88	$3.44	$3.44	$3.44	$3.84	$3.84	$3.84	$4.06	$4.06	$4.06	$4.07	$4.07	$4.07	$3.59
N/C Firm	$1.28	$1.28	$1.28	$1.28	$1.28	$1.28	$1.28	$1.28	$1.28	$1.28	$1.28	$1.28	$1.28	$1.28	$1.28	$1.28	$1.28	$1.28	$1.28
CF Firm	$0.00	$0.00	$0.00	$0.00	$0.00	$0.00	$0.00	$0.00	$0.00	$0.00	$0.00	$0.00	$0.00	$0.00	$0.00	$0.00	$0.00	$0.00	$0.00
PBR Discount	$0.00	$0.00	$0.00	$0.00	$0.00	$0.00	$0.00	$0.00	$0.00	$0.00	$0.00	$0.00	$0.00	$0.00	$0.00	$0.00	$0.00	$0.00	$0.00
PBR Recovery	$0.17	$0.17	$0.17	$0.17	$0.17	$0.17	$0.17	$0.17	$0.17	$0.17	$0.17	$0.17	$0.17	$0.17	$0.17	$0.17	$0.17	$0.17	$0.17
Gas Cost Comp-Firm	**$5.30**	**$5.30**	**$5.30**	**$5.33**	**$5.33**	**$5.33**	**$4.89**	**$4.89**	**$4.89**	**$5.29**	**$5.29**	**$5.29**	**$5.52**	**$5.52**	**$5.52**	**$5.52**	**$5.52**	**$5.52**	**$5.04**
Commodity Int	$3.85	$3.85	$3.85	$3.88	$3.88	$3.88	$3.44	$3.44	$3.44	$3.84	$3.84	$3.84	$4.06	$4.06	$4.06	$4.07	$4.07	$4.07	$3.59
N/C Int	$0.18	$0.18	$0.18	$0.18	$0.18	$0.18	$0.18	$0.18	$0.18	$0.18	$0.18	$0.18	$0.18	$0.18	$0.18	$0.18	$0.18	$0.18	$0.18
CF Int	$0.00	$0.00	$0.00	$0.00	$0.00	$0.00	$0.00	$0.00	$0.00	$0.00	$0.00	$0.00	$0.00	$0.00	$0.00	$0.00	$0.00	$0.00	$0.00
PBR Discount	$0.00	$0.00	$0.00	$0.00	$0.00	$0.00	$0.00	$0.00	$0.00	$0.00	$0.00	$0.00	$0.00	$0.00	$0.00	$0.00	$0.00	$0.00	$0.00
PBR Recovery	$0.17	$0.17	$0.17	$0.17	$0.17	$0.17	$0.17	$0.17	$0.17	$0.17	$0.17	$0.17	$0.17	$0.17	$0.17	$0.17	$0.17	$0.17	$0.17
Gas Cost Comp-Int	**$4.20**	**$4.20**	**$4.20**	**$4.23**	**$4.23**	**$4.23**	**$3.79**	**$3.79**	**$3.79**	**$4.20**	**$4.20**	**$4.20**	**$4.42**	**$4.42**	**$4.42**	**$4.42**	**$4.42**	**$4.42**	**$3.94**

HEDGING

1.21% Pipeline Losses @

1 TO 5 TGT/MW/Trunk Var Transp

1 Delivered Cost

1 Gas Cost

	Aug	Sep	Oct	Nov	Dec	Jan	Feb	Mar	Apr	May	Jun	Jul	Aug	Sep	Oct	Nov	Dec	Jan	Feb
6,500,000 < Storage Beginning Balance	Inject	Inject	Inject	Withdraw	Withdraw	Withdraw	Withdraw	Withdraw	Inject	Inject	Inject	Inject	Inject	Inject	Inject	Withdraw	Withdraw	Withdraw	Withdraw
Storage - Full Plan																			
100% Tenn Gas (WI)	-	-	-	164,130	254,510	303,800	250,444	209,343	-	-	-	-	-	-	-	164,130	254,510	303,800	250,444
^^^^^^^^ Texas Gas (WI)	-	-	-	337,176	599,205	685,410	837,704	651,533	-	-	-	-	-	-	-	337,176	599,205	685,410	837,704
Co Owned (WI)	-	-	-	458,820	729,771	791,678	1,303,036	1,244,650	-	-	-	-	-	-	-	458,820	729,771	791,678	1,303,036
Total (WI)	-	-	-	960,126	1,583,486	1,780,888	2,391,184	2,105,526	-	-	-	-	-	-	-	960,126	1,583,486	1,780,888	2,391,184
Tenn Gas (IN)	168,890	168,890	168,890	-	-	-	-	-	168,890	168,890	168,890	168,890	168,890	168,890	168,890	-	-	-	-
Texas Gas (IN)	444,433	444,433	444,433	-	-	-	-	-	444,433	444,433	444,433	444,433	444,433	444,433	444,433	-	-	-	-
Co Owned (IN)	646,851	646,851	646,851	-	-	-	-	-	646,851	646,851	646,851	646,851	646,851	646,851	646,851	-	-	-	-
Total (IN)	1,260,173	1,260,173	1,260,173	-	-	-	-	-	1,260,173	1,260,173	1,260,173	1,260,173	1,260,173	1,260,173	1,260,173	-	-	-	-
Storage - As Adjusted																			
Tenn Gas (WI)	-	-	-	164,130	254,510	303,800	250,444	209,343	-	-	-	-	-	-	-	164,130	254,510	303,800	250,444
Texas Gas (WI)	-	-	-	337,176	599,205	685,410	837,704	651,533	-	-	-	-	-	-	-	337,176	599,205	685,410	837,704
Co Owned (WI)	-	-	-	458,820	729,771	791,678	1,303,036	1,244,650	-	-	-	-	-	-	-	458,820	729,771	791,678	1,303,036
Total (WI)	-	-	-	960,126	1,583,486	1,780,888	2,391,184	2,105,526	-	-	-	-	-	-	-	960,126	1,583,486	1,780,888	2,391,184
Tenn Gas (IN)	168,890	168,890	168,890	-	-	-	-	-	168,890	168,890	168,890	168,890	168,890	168,890	168,890	-	-	-	-
Texas Gas (IN)	444,433	444,433	444,433	-	-	-	-	-	444,433	444,433	444,433	444,433	444,433	444,433	444,433	-	-	-	-
Co Owned (IN)	646,851	646,851	646,851	-	-	-	-	-	646,851	646,851	646,851	646,851	646,851	646,851	646,851	-	-	-	-
Total (IN)	1,260,173	1,260,173	1,260,173	-	-	-	-	-	1,260,173	1,260,173	1,260,173	1,260,173	1,260,173	1,260,173	1,260,173	-	-	-	-

ATMOS ENERGY CORPORATION - KE
GAS COST ESTIMATES

								Projected →												
		Mar-27	Apr-27	May-27	Jun-27	Jul-27	Aug-27	Sep-27	Oct-27	Nov-27	Dec-27	Jan-28	Feb-28	Mar-28	Apr-28	May-28	Jun-28	Jul-28	Aug-28	Sep-28
	Firm Sales	1,974,360	1,105,263	582,874	352,256	345,970	351,093	397,250	1,000,566	2,010,465	2,982,843	3,187,317	2,819,880	1,976,054	1,106,265	583,451	352,677	346,390	351,513	397,713
	Int Sales	24,940	22,847	19,024	18,129	8,936	10,126	12,920	11,624	16,055	23,383	23,449	21,277	24,940	22,847	19,024	18,129	8,936	10,126	12,920
	Total Sales	1,999,300	1,128,110	601,899	370,386	354,905	361,218	410,171	1,012,190	2,026,520	3,006,226	3,210,767	2,841,156	2,000,994	1,129,112	602,475	370,806	355,326	361,639	410,633
2.14%	L&U / Co Use	42,785	24,142	12,881	7,926	7,595	7,730	8,778	21,661	43,368	64,333	68,710	60,801	42,821	24,163	12,893	7,935	7,604	7,739	8,788
	Supply Req	2,042,085	1,152,252	614,780	378,312	362,500	368,948	418,949	1,033,851	2,069,888	3,070,559	3,279,477	2,901,957	2,043,815	1,153,275	615,368	378,741	362,930	369,378	419,421
1.010	MMBtu	2,062,506	1,163,774	620,927	382,095	366,125	372,638	423,138	1,044,190	2,090,587	3,101,265	3,312,271	2,930,977	2,064,253	1,164,808	621,522	382,529	366,559	373,072	423,616
Storage																				
	Tenn Gas (WI)	209,343	-	-	-	-	-	-	-	164,130	254,510	303,800	250,444	209,343	-	-	-	-	-	-
	Texas Gas (WI)	651,533	-	-	-	-	-	-	-	337,176	599,205	685,410	837,704	651,533	-	-	-	-	-	-
	Co Owned (WI)	1,244,650	-	-	-	-	-	-	-	458,820	729,771	791,678	1,303,036	1,244,650	-	-	-	-	-	-
	Total (WI)	2,105,526	-	-	-	-	-	-	-	960,126	1,583,486	1,780,888	2,391,184	2,105,526	-	-	-	-	-	-
	Tenn Gas (IN)	-	168,890	168,890	168,890	168,890	168,890	168,890	168,890	-	-	-	-	-	168,890	168,890	168,890	168,890	168,890	168,890
	Texas Gas (IN)	-	444,433	444,433	444,433	444,433	444,433	444,433	444,433	-	-	-	-	-	444,433	444,433	444,433	444,433	444,433	444,433
	Co Owned (IN)	-	646,851	646,851	646,851	646,851	646,851	646,851	646,851	-	-	-	-	-	646,851	646,851	646,851	646,851	646,851	646,851
	Total (IN)	-	1,260,173	1,260,173	1,260,173	1,260,173	1,260,173	1,260,173	1,260,173	-	-	-	-	-	1,260,173	1,260,173	1,260,173	1,260,173	1,260,173	1,260,173
Quantity																				
	Local Production	1,140	1,140	1,140	1,140	1,140	1,140	1,140	1,140	1,140	1,140	1,140	1,140	1,140	1,140	1,140	1,140	1,140	1,140	1,140
	Hedging Purchases																			
Requirements excluding Prod.		2,061,366	1,162,635	619,788	380,955	364,986	371,498	421,998	1,043,050	2,089,447	3,100,125	3,311,132	2,929,837	2,063,114	1,163,668	620,382	381,389	365,420	371,932	422,476
Rates																				
	Hedging Prices																			
	NYMEX PRICE	$3.151	$3.167	$3.294	$3.434	$3.476	$3.461	$3.526	$3.764	$4.159	$4.441	$4.195	$3.502	$2.981	$3.031	$3.179	$3.361	$3.405	$3.379	$3.436
1.21%	Pipeline Losses @ 1.21%	$0.0386	$0.0388	$0.0404	$0.0421	$0.0426	$0.0424	$0.0432	$0.0461	$0.0510	$0.0544	$0.0514	$0.0429	$0.0365	$0.0371	$0.0390	$0.0412	$0.0417	$0.0414	$0.0421
	TGT/MW/Trunk Var Transp	$0.0490	$0.0490	$0.0490	$0.0490	$0.0490	$0.0490	$0.0490	$0.0490	$0.0490	$0.0490	$0.0490	$0.0490	$0.0490	$0.0490	$0.0490	$0.0490	$0.0490	$0.0490	$0.0490
	TGP - GS Variable Tran	$0.7221	$0.7221	$0.7221	$0.7221	$0.7221	$0.7221	$0.7221	$0.7221	$0.7221	$0.7221	$0.7221	$0.7221	$0.7221	$0.7221	$0.7221	$0.7221	$0.7221	$0.7221	$0.7221
	TGP - G Variable Transp	$0.0188	$0.0188	$0.0188	$0.0188	$0.0188	$0.0188	$0.0188	$0.0188	$0.0188	$0.0188	$0.0188	$0.0188	$0.0188	$0.0188	$0.0188	$0.0188	$0.0188	$0.0188	$0.0188
Storage Inventory																				
	Co Owned & TN (Mcf) Balance	2,039,818	2,855,558	3,671,299	4,487,039	5,302,779	6,118,519	6,934,260	7,750,000	7,127,050	6,142,769	5,047,291	3,493,811	2,039,818	2,855,558	3,671,299	4,487,039	5,302,779	6,118,519	6,934,260
	Co Owned & TN ($) Activity	$ (5,022,863)	$ 2,649,980	$ 2,754,848	$ 2,870,451	$ 2,905,132	$ 2,892,746	$ 2,946,419	$ 3,142,944	$ (2,187,088)	$ (3,455,669)	$ (3,846,065)	$ (5,454,044)	$ (5,104,760)	$ 2,537,679	$ 2,659,888	$ 2,810,172	$ 2,846,505	$ 2,825,036	$ 2,872,103
	Cumulative ($) Balance	$ 7,046,613	$ 9,696,593	$ 12,451,441	$ 15,321,892	$ 18,227,024	$ 21,119,770	$ 24,066,189	$ 27,209,133	$ 25,022,045	$ 21,566,376	$ 17,720,311	$ 12,266,267	$ 7,161,507	$ 9,699,186	$ 12,359,075	$ 15,169,247	$ 18,015,752	$ 20,840,787	$ 23,712,890
	Average Price for Season								3.511											
	TGT NNS (Mcf) Balance	(3,440,196)	(2,995,764)	(2,551,331)	(2,106,899)	(1,662,466)	(1,218,033)	(773,601)	(329,168)	(666,344)	(1,265,549)	(1,950,959)	(2,788,663)	(3,440,196)	(2,995,764)	(2,551,331)	(2,106,899)	(1,662,466)	(1,218,033)	(773,601)
	TGT NNS ($)	(2,304,620)	1,446,542	1,503,677	1,566,660	1,585,555	1,578,807	1,608,049	1,715,120	(1,161,023)	(2,063,288)	(2,360,124)	(2,884,529)	(2,243,473)	1,385,359	1,451,941	1,533,819	1,553,613	1,541,917	1,567,560
	Cumulative ($) Balance	(11,149,803)	(9,703,261)	(8,199,584)	(6,632,924)	(5,047,369)	(3,468,563)	(1,860,514)	(145,394)	(1,306,418)	(3,369,706)	(5,729,830)	(8,614,359)	(10,857,832)	(9,472,473)	(8,020,532)	(6,486,714)	(4,933,100)	(3,391,184)	(1,823,624)
	Average Price (Next Season)								$3.4434											
	Total Cumulative ($) - prior	(4,103,190)	(6,668)	4,251,857	8,688,968	13,179,655	17,651,207	22,205,674	27,063,738	23,715,627	18,196,670	11,990,481	3,651,908	(3,696,325)	226,713	4,338,542	8,682,533	13,082,651	17,449,604	21,889,266
	Ledger >																			
	Difference >																			

Source of Supply

Commodity Purchases	(44,160)	2,422,808	1,879,961	1,641,128	1,625,159	1,631,671	1,682,171	2,303,223	1,129,321	1,516,639	1,530,244	538,653	(42,412)	2,423,841	1,880,555	1,641,562	1,625,593	1,632,105	1,682,649
Hedged Purchases	-	-	-	-	-	-	-	-	-	-	-	-	-	-	-	-	-	-	-
Local Production Purchases	1,140	1,140	1,140	1,140	1,140	1,140	1,140	1,140	1,140	1,140	1,140	1,140	1,140	1,140	1,140	1,140	1,140	1,140	1,140
Storage (WI)	2,105,526	-	-	-	-	-	-	-	960,126	1,583,486	1,780,888	2,391,184	2,105,526	-	-	-	-	-	-
Storage (IN)	-	(1,260,173)	(1,260,173)	(1,260,173)	(1,260,173)	(1,260,173)	(1,260,173)	(1,260,173)	-	-	-	-	-	(1,260,173)	(1,260,173)	(1,260,173)	(1,260,173)	(1,260,173)	(1,260,173)
Total Supply Requirements	2,062,506	1,163,774	620,927	382,095	366,125	372,638	423,138	1,044,190	2,090,587	3,101,265	3,312,271	2,930,977	2,064,253	1,164,808	621,522	382,529	366,559	373,072	423,616

Supply Cost

Demand	$2,172,511	$1,217,826	$643,521	$390,129	$381,533	$387,377	$438,575	$1,100,798	$2,210,519	$3,279,574	$3,504,106	$3,100,246	$2,172,437	$1,217,842	$643,581	$390,244	$381,655	$387,494	$438,693
Local Production	$3,647	$3,665	$3,810	$3,969	$4,017	$4,000	$4,074	$4,346	$4,796	$5,117	$4,837	$4,047	$3,453	$3,510	$3,679	$3,886	$3,936	$3,907	$3,972
Commodity - Market	-$140,853	$7,767,053	$6,268,471	$5,704,689	$5,718,272	$5,716,411	$6,004,015	$8,775,561	$4,754,400	$6,817,927	$6,498,032	$1,909,479	-$127,981	$7,436,684	$6,051,539	$5,584,896	$5,602,967	$5,582,459	$5,852,426
Commodity - Hedged	$0	$0	$0	$0	$0	$0	$0	$0	$0	$0	$0	$0	$0	$0	$0	$0	$0	$0	$0
Variable Pipeline Commodity	-$2,652	$221,154	$188,557	$174,216	$173,257	$173,648	$176,680	$213,973	$67,813	$91,070	$91,887	$32,345	-$2,547	$221,216	$188,593	$174,242	$173,283	$173,674	$176,709
Storage	$ 7,327,483	$ (4,096,522)	$ (4,258,525)	$ (4,437,111)	$ (4,490,687)	$ (4,471,552)	$ (4,554,467)	$ (4,858,064)	$ 3,348,111	$ 5,518,957	$ 6,206,189	$ 8,338,573	$ 7,348,233	$ (3,923,038)	$ (4,111,829)	$ (4,343,991)	$ (4,400,118)	$ (4,366,952)	$ (4,439,662)
Total Supply Cost	$9,360,136	$5,113,176	$2,845,834	$1,835,893	$1,786,392	$1,809,884	$2,068,878	$5,236,613	$10,385,639	$15,712,645	$16,305,050	$13,384,690	$9,393,596	$4,956,214	$2,775,563	$1,809,277	$1,761,724	$1,780,582	$2,032,138

Collection of Demand Charges

Ann. Demand Charges	$21,978,861												$21,978,861						
N/C Charge - Int	$ 0.1842												$ 0.1841						
N/C Charge - Firm	$ 1.0980												$ 1.0971						
Collection by Month>	$ 2,172,511	$ 1,217,826	$ 643,521	$ 390,129	$ 381,533	$ 387,377	$ 438,575	$ 1,100,798	$ 2,210,519	$ 3,279,574	$ 3,504,106	$ 3,100,246	$ 2,172,437	$ 1,217,842	$ 643,581	$ 390,244	$ 381,655	$ 387,494	$ 438,693

Commodity Gas Charge Firm

			3.807			4.030			4.053			3.558			3.711			3.943	
Commodity	$3.5951	$3.4530	$3.6589	$3.9034	$3.9584	$3.9381	$3.9747	$4.0860	$4.0341	$4.1358	$3.9869	$3.6198	$3.6088	$3.3109	$3.5387	$3.8269	$3.8840	$3.8522	$3.8805
N/C	1.2823	1.2823	1.2823	1.2823	1.2823	1.2823	1.2823	1.2823	1.2823	1.2823	1.2823	1.2811	1.2811	1.2811	1.2811	1.2811	1.2811	1.2811	1.2811
Total (Not Incl Margin)	$4.8773	$4.7352	$4.9412	$5.1857	$5.2407	$5.2203	$5.2570	$5.3683	$5.3163	$5.4180	$5.2691	$4.9009	$4.8899	$4.5920	$4.8198	$5.1080	$5.1651	$5.1333	$5.1616
CF	0	0	0	0	0	0	0	0	0	0	0	0	0	0	0	0	0	0	0
Total Gas Charge (F)	$4.8773	$4.7352	$4.9412	$5.1857	$5.2407	$5.2203	$5.2570	$5.3683	$5.3163	$5.4180	$5.2691	$4.9009	$4.8899	$4.5920	$4.8198	$5.1080	$5.1651	$5.1333	$5.1616

Quarterly GCA Model

Commodity Firm	$3.59	$3.59	$3.81	$3.81	$3.81	$4.03	$4.03	$4.03	$4.05	$4.05	$4.05	$3.56	$3.56	$3.56	$3.71	$3.71	$3.71	$3.94	$3.94
N/C Firm	$1.28	$1.28	$1.28	$1.28	$1.28	$1.28	$1.28	$1.28	$1.28	$1.28	$1.28	$1.28	$1.28	$1.28	$1.28	$1.28	$1.28	$1.28	$1.28
CF Firm	$0.00	$0.00	$0.00	$0.00	$0.00	$0.00	$0.00	$0.00	$0.00	$0.00	$0.00	$0.00	$0.00	$0.00	$0.00	$0.00	$0.00	$0.00	$0.00
PBR Discount	$0.00	$0.00	$0.00	$0.00	$0.00	$0.00	$0.00	$0.00	$0.00	$0.00	$0.00	$0.00	$0.00	$0.00	$0.00	$0.00	$0.00	$0.00	$0.00
PBR Recovery	$0.17	$0.17	$0.17	$0.17	$0.17	$0.17	$0.17	$0.17	$0.17	$0.17	$0.17	$0.17	$0.17	$0.17	$0.17	$0.17	$0.17	$0.17	$0.17
Gas Cost Comp-Firm	**$5.04**	**$5.04**	**$5.26**	**$5.26**	**$5.26**	**$5.48**	**$5.48**	**$5.48**	**$5.50**	**$5.50**	**$5.50**	**$5.01**	**$5.01**	**$5.01**	**$5.16**	**$5.16**	**$5.16**	**$5.39**	**$5.39**
Commodity Int	$3.59	$3.59	$3.81	$3.81	$3.81	$4.03	$4.03	$4.03	$4.05	$4.05	$4.05	$3.56	$3.56	$3.56	$3.71	$3.71	$3.71	$3.94	$3.94
N/C Int	$0.18	$0.18	$0.18	$0.18	$0.18	$0.18	$0.18	$0.18	$0.18	$0.18	$0.18	$0.18	$0.18	$0.18	$0.18	$0.18	$0.18	$0.18	$0.18
CF Int	$0.00	$0.00	$0.00	$0.00	$0.00	$0.00	$0.00	$0.00	$0.00	$0.00	$0.00	$0.00	$0.00	$0.00	$0.00	$0.00	$0.00	$0.00	$0.00
PBR Discount	$0.00	$0.00	$0.00	$0.00	$0.00	$0.00	$0.00	$0.00	$0.00	$0.00	$0.00	$0.00	$0.00	$0.00	$0.00	$0.00	$0.00	$0.00	$0.00
PBR Recovery	$0.17	$0.17	$0.17	$0.17	$0.17	$0.17	$0.17	$0.17	$0.17	$0.17	$0.17	$0.17	$0.17	$0.17	$0.17	$0.17	$0.17	$0.17	$0.17
Gas Cost Comp-Int	**$3.94**	**$3.94**	**$4.16**	**$4.16**	**$4.16**	**$4.38**	**$4.38**	**$4.38**	**$4.41**	**$4.41**	**$4.41**	**$3.91**	**$3.91**	**$3.91**	**$4.06**	**$4.06**	**$4.06**	**$4.29**	**$4.29**

HEDGING

1.21% Pipeline Losses @

1 TO 5 TGT/MW/Trunk Var Transp

1 Delivered Cost

1 Gas Cost

Becky Buchanan for Gas Supply Data

	Mar	Apr	May	Jun	Jul	Aug	Sep	Oct	Nov	Dec	Jan	Feb	Mar	Apr	May	Jun	Jul	Aug	Sep
6,500,000 < Storage Beginning Balance	Withdraw	Inject	Inject	Inject	Inject	Inject	Inject	Inject	Withdraw	Withdraw	Withdraw	Withdraw	Withdraw	Inject	Inject	Inject	Inject	Inject	Inject
Storage - Full Plan																			
100% Tenn Gas (WI)	209,343	-	-	-	-	-	-	-	164,130	254,510	303,800	250,444	209,343	-	-	-	-	-	-
^^^^^^^^ Texas Gas (WI)	651,533	-	-	-	-	-	-	-	337,176	599,205	685,410	837,704	651,533	-	-	-	-	-	-
Co Owned (WI)	1,244,650	-	-	-	-	-	-	-	458,820	729,771	791,678	1,303,036	1,244,650	-	-	-	-	-	-
Total (WI)	2,105,526	-	-	-	-	-	-	-	960,126	1,583,486	1,780,888	2,391,184	2,105,526	-	-	-	-	-	-
Tenn Gas (IN)	-	168,890	168,890	168,890	168,890	168,890	168,890	168,890	-	-	-	-	-	168,890	168,890	168,890	168,890	168,890	168,890
Texas Gas (IN)	-	444,433	444,433	444,433	444,433	444,433	444,433	444,433	-	-	-	-	-	444,433	444,433	444,433	444,433	444,433	444,433
Co Owned (IN)	-	646,851	646,851	646,851	646,851	646,851	646,851	646,851	-	-	-	-	-	646,851	646,851	646,851	646,851	646,851	646,851
Total (IN)	-	1,260,173	1,260,173	1,260,173	1,260,173	1,260,173	1,260,173	1,260,173	-	-	-	-	-	1,260,173	1,260,173	1,260,173	1,260,173	1,260,173	1,260,173
Storage - As Adjusted																			
Tenn Gas (WI)	209,343	-	-	-	-	-	-	-	164,130	254,510	303,800	250,444	209,343	-	-	-	-	-	-
Texas Gas (WI)	651,533	-	-	-	-	-	-	-	337,176	599,205	685,410	837,704	651,533	-	-	-	-	-	-
Co Owned (WI)	1,244,650	-	-	-	-	-	-	-	458,820	729,771	791,678	1,303,036	1,244,650	-	-	-	-	-	-
Total (WI)	2,105,526	-	-	-	-	-	-	-	960,126	1,583,486	1,780,888	2,391,184	2,105,526	-	-	-	-	-	-
Tenn Gas (IN)	-	168,890	168,890	168,890	168,890	168,890	168,890	168,890	-	-	-	-	-	168,890	168,890	168,890	168,890	168,890	168,890
Texas Gas (IN)	-	444,433	444,433	444,433	444,433	444,433	444,433	444,433	-	-	-	-	-	444,433	444,433	444,433	444,433	444,433	444,433
Co Owned (IN)	-	646,851	646,851	646,851	646,851	646,851	646,851	646,851	-	-	-	-	-	646,851	646,851	646,851	646,851	646,851	646,851
Total (IN)	-	1,260,173	1,260,173	1,260,173	1,260,173	1,260,173	1,260,173	1,260,173	-	-	-	-	-	1,260,173	1,260,173	1,260,173	1,260,173	1,260,173	1,260,173

ATMOS ENERGY CORPORATION - KE
GAS COST ESTIMATES

		Oct-28	Nov-28	Dec-28	Jan-29	Feb-29	Mar-29	Apr-29	May-29	Jun-29	Jul-29	Aug-29	Sep-29	Oct-29	Nov-29	Dec-29	Jan-30	Feb-30	Mar-30	Apr-30
													Projected →							
	Firm Sales	1,001,528	2,012,235	2,985,371	3,189,951	2,822,223	1,977,748	1,107,267	584,027	353,097	346,811	351,934	398,176	1,002,490	2,014,005	2,987,900	3,192,586	2,824,567	1,979,442	1,108,269
	Int Sales	11,624	16,055	23,383	23,449	21,277	24,940	22,847	19,024	18,129	8,936	10,126	12,920	11,624	16,055	23,383	23,449	21,277	24,940	22,847
	Total Sales	1,013,152	2,028,290	3,008,754	3,213,400	2,843,500	2,002,688	1,130,114	603,052	371,227	355,747	362,060	411,097	1,014,114	2,030,060	3,011,283	3,216,035	2,845,844	2,004,382	1,131,116
2.14%	L&U / Co Use	21,681	43,405	64,387	68,767	60,851	42,858	24,184	12,905	7,944	7,613	7,748	8,797	21,702	43,443	64,441	68,823	60,901	42,894	24,206
	Supply Req	1,034,833	2,071,695	3,073,141	3,282,167	2,904,351	2,045,546	1,154,298	615,957	379,171	363,360	369,808	419,894	1,035,816	2,073,503	3,075,724	3,284,858	2,906,745	2,047,276	1,155,322
1.010	MMBtu	1,045,181	2,092,412	3,103,873	3,314,989	2,933,394	2,066,001	1,165,841	622,116	382,963	366,994	373,506	424,093	1,046,174	2,094,238	3,106,481	3,317,707	2,935,812	2,067,749	1,166,875
Storage																				
	Tenn Gas (WI)	-	164,130	254,510	303,800	250,444	209,343	-	-	-	-	-	-	-	164,130	254,510	303,800	250,444	209,343	-
	Texas Gas (WI)	-	337,176	599,205	685,410	837,704	651,533	-	-	-	-	-	-	-	337,176	599,205	685,410	837,704	651,533	-
	Co Owned (WI)	-	458,820	729,771	791,678	1,303,036	1,244,650	-	-	-	-	-	-	-	458,820	729,771	791,678	1,303,036	1,244,650	-
	Total (WI)	-	960,126	1,583,486	1,780,888	2,391,184	2,105,526	-	-	-	-	-	-	-	960,126	1,583,486	1,780,888	2,391,184	2,105,526	-
	Tenn Gas (IN)	168,890	-	-	-	-	-	168,890	168,890	168,890	168,890	168,890	168,890	168,890	-	-	-	-	-	168,890
	Texas Gas (IN)	444,433	-	-	-	-	-	444,433	444,433	444,433	444,433	444,433	444,433	444,433	-	-	-	-	-	444,433
	Co Owned (IN)	646,851	-	-	-	-	-	646,851	646,851	646,851	646,851	646,851	646,851	646,851	-	-	-	-	-	646,851
	Total (IN)	1,260,173	-	-	-	-	-	1,260,173	1,260,173	1,260,173	1,260,173	1,260,173	1,260,173	1,260,173	-	-	-	-	-	1,260,173
Quantity																				
	Local Production	1,140	1,140	1,140	1,140	1,140	1,140	1,140	1,140	1,140	1,140	1,140	1,140	1,140	1,140	1,140	1,140	1,140	1,140	1,140
	Hedging Purchases																			
Requirements excluding Prod.		1,044,042	2,091,272	3,102,733	3,313,850	2,932,255	2,064,862	1,164,701	620,976	381,823	365,854	372,366	422,953	1,045,034	2,093,098	3,105,341	3,316,567	2,934,673	2,066,609	1,165,735
Rates																				
	Hedging Prices																			
	NYMEX PRICE	$3.682	$4.095	$4.361	$4.118	$3.440	$2.960	$2.976	$3.159	$3.351	$3.384	$3.353	$3.420	$3.686	$4.086	$4.338	$4.077	$3.379	$2.856	$2.879
1.21%	Pipeline Losses @ 1.21%	$0.0451	$0.0502	$0.0534	$0.0505	$0.0422	$0.0363	$0.0365	$0.0387	$0.0411	$0.0415	$0.0411	$0.0419	$0.0452	$0.0501	$0.0532	$0.0500	$0.0414	$0.0350	$0.0353
	TGT/MW/Trunk Var Transp	$0.0490	$0.0490	$0.0490	$0.0490	$0.0490	$0.0490	$0.0490	$0.0490	$0.0490	$0.0490	$0.0490	$0.0490	$0.0490	$0.0490	$0.0490	$0.0490	$0.0490	$0.0490	$0.0490
	TGP - GS Variable Tran	$0.7221	$0.7221	$0.7221	$0.7221	$0.7221	$0.7221	$0.7221	$0.7221	$0.7221	$0.7221	$0.7221	$0.7221	$0.7221	$0.7221	$0.7221	$0.7221	$0.7221	$0.7221	$0.7221
	TGP - G Variable Transp	$0.0188	$0.0188	$0.0188	$0.0188	$0.0188	$0.0188	$0.0188	$0.0188	$0.0188	$0.0188	$0.0188	$0.0188	$0.0188	$0.0188	$0.0188	$0.0188	$0.0188	$0.0188	$0.0188
Storage Inventory																				
	Co Owned & TN (Mcf) Balance	7,750,000	7,127,050	6,142,769	5,047,291	3,493,811	2,039,818	2,855,558	3,671,299	4,487,039	5,302,779	6,118,519	6,934,260	7,750,000	7,127,050	6,142,769	5,047,291	3,493,811	2,039,818	2,855,558
	Co Owned & TN ($) Activity	$ 3,075,234	$ (2,153,247)	$ (3,402,199)	$ (3,786,555)	$ (5,369,653)	$ (5,025,773)	$ 2,492,264	$ 2,643,374	$ 2,801,915	$ 2,829,164	$ 2,803,566	$ 2,858,891	$ 3,078,536	$ (2,134,782)	$ (3,373,024)	$ (3,754,084)	$ (5,323,607)	$ (4,982,676)	$ 2,412,168
	Cumulative ($) Balance	$ 26,788,123	$ 24,634,877	$ 21,232,678	$ 17,446,123	$ 12,076,470	$ 7,050,696	$ 9,542,960	$ 12,186,334	$ 14,988,249	$ 17,817,413	$ 20,620,980	$ 23,479,870	$ 26,558,407	$ 24,423,625	$ 21,050,601	$ 17,296,517	$ 11,972,910	$ 6,990,234	$ 9,402,402
	Average Price for Season	3.457												3.427						
	TGT NNS (Mcf) Balance	(329,168)	(666,344)	(1,265,549)	(1,950,959)	(2,788,663)	(3,440,196)	(2,995,764)	(2,551,331)	(2,106,899)	(1,662,466)	(1,218,033)	(773,601)	(329,168)	(666,344)	(1,265,549)	(1,950,959)	(2,788,663)	(3,440,196)	(2,995,764)
	TGT NNS ($)	1,678,230	(1,154,002)	(2,050,811)	(2,345,851)	(2,867,085)	(2,229,906)	1,360,616	1,442,943	1,529,320	1,544,166	1,530,220	1,560,362	1,680,029	(1,079,183)	(1,917,847)	(2,193,758)	(2,681,198)	(2,085,330)	1,316,977
	Cumulative ($) Balance	(145,394)	(1,299,397)	(3,350,207)	(5,696,058)	(8,563,144)	(10,793,050)	(9,432,434)	(7,989,491)	(6,460,171)	(4,916,005)	(3,385,785)	(1,825,424)	(145,394)	(1,224,577)	(3,142,424)	(5,336,182)	(8,017,381)	(10,102,711)	(8,785,734)
	Average Price (Next Season)	$3.4226												$3.2007						
	Total Cumulative ($) - prior	26,642,729	23,335,480	17,882,471	11,750,065	3,513,326	(3,742,353)	110,526	4,196,843	8,528,078	12,901,408	17,235,194	21,654,447	26,413,012	23,199,048	17,908,177	11,960,335	3,955,530	(3,112,477)	616,668
	Ledger >																			
	Difference >																			

Source of Supply

Commodity Purchases	2,304,214	1,131,146	1,519,247	1,532,962	541,071	(40,664)	2,424,874	1,881,149	1,641,996	1,626,027	1,632,539	1,683,126	2,305,207	1,132,972	1,521,855	1,535,679	543,489	(38,917)	2,425,908
Hedged Purchases	-	-	-	-	-	-	-	-	-	-	-	-	-	-	-	-	-	-	-
Local Production Purchases	1,140	1,140	1,140	1,140	1,140	1,140	1,140	1,140	1,140	1,140	1,140	1,140	1,140	1,140	1,140	1,140	1,140	1,140	1,140
Storage (WI)	-	960,126	1,583,486	1,780,888	2,391,184	2,105,526	-	-	-	-	-	-	-	960,126	1,583,486	1,780,888	2,391,184	2,105,526	-
Storage (IN)	(1,260,173)	-	-	-	-	-	(1,260,173)	(1,260,173)	(1,260,173)	(1,260,173)	(1,260,173)	(1,260,173)	(1,260,173)	-	-	-	-	-	(1,260,173)
Total Supply Requirements	1,045,181	2,092,412	3,103,873	3,314,989	2,933,394	2,066,001	1,165,841	622,116	382,963	366,994	373,506	424,093	1,046,174	2,094,238	3,106,481	3,317,707	2,935,812	2,067,749	1,166,875

Supply Cost

Demand	$1,100,874	$2,210,494	$3,279,430	$3,503,878	$3,100,059	$2,172,362	$1,217,858	$643,641	$390,358	$381,777	$387,611	$438,811	$1,100,950	$2,210,469	$3,279,286	$3,503,652	$3,099,873	$7,274,726	$4,078,453
Local Production	$4,252	$4,723	$5,026	$4,749	$3,976	$3,429	$3,447	$3,656	$3,875	$3,912	$3,877	$3,953	$4,257	$4,713	$5,000	$4,702	$3,907	$3,311	$3,337
Commodity - Market	$8,588,077	$4,688,802	$6,706,620	$6,390,088	$1,884,090	-$121,842	$7,304,851	$6,015,368	$5,569,751	$5,569,899	$5,540,978	$5,826,825	$8,601,112	$4,686,050	$6,682,703	$6,337,682	$1,858,951	-$112,509	$7,069,770
Commodity - Hedged	$0	$0	$0	$0	$0	$0	$0	$0	$0	$0	$0	$0	$0	$0	$0	$0	$0	$0	$0
Variable Pipeline Commodity	$214,032	$67,922	$91,227	$92,050	$32,490	-$2,442	$221,278	$188,628	$174,268	$173,309	$173,700	$176,738	$214,092	$68,032	$91,384	$92,214	$32,635	-$2,337	$221,340
Storage	$ (4,753,463)	$ 3,307,249	$ 5,453,010	$ 6,132,406	$ 8,236,739	$ 7,255,679	$ (3,852,879)	$ (4,086,317)	$ (4,331,235)	$ (4,373,330)	$ (4,333,786)	$ (4,419,252)	$ (4,758,566)	$ 3,213,965	$ 5,290,871	$ 5,947,842	$ 8,004,805	$ 7,068,006	$ (3,729,145)
Total Supply Cost	$5,153,772	$10,279,190	$15,535,313	$16,123,172	$13,257,355	$9,307,188	$4,894,554	$2,764,976	$1,807,017	$1,755,568	$1,772,380	$2,027,074	$5,161,844	$10,183,228	$15,349,243	$15,886,091	$13,000,171	$14,231,198	$7,643,755

Collection of Demand Charges

Ann. Demand Charges						$21,978,861												$21,978,861	
N/C Charge - Int						$ 0.1839												$ 0.6091	
N/C Charge - Firm						$ 1.0961												$ 3.6675	
Collection by Month>	$ 1,100,874	$ 2,210,494	$ 3,279,430	$ 3,503,878	$ 3,100,059	$ 2,172,362	$ 1,217,858	$ 643,641	$ 390,358	$ 381,777	$ 387,611	$ 438,811	$ 1,100,950	$ 2,210,469	$ 3,279,286	$ 3,503,652	$ 3,099,873	$ 7,274,726	$ 4,078,453

Commodity Gas Charge Firm

		3.993			3.509			3.693			3.936			3.927			3.414		
Commodity	$4.0003	$3.9781	$4.0734	$3.9271	$3.5721	$3.5626	$3.2534	$3.5177	$3.8162	$3.8617	$3.8247	$3.8635	$4.0044	$3.9274	$4.0082	$3.8502	$3.4789	$3.4706	$3.1520
N/C	1.2811	1.2811	1.2811	1.2811	1.2800	1.2800	1.2800	1.2800	1.2800	1.2800	1.2800	1.2800	1.2800	1.2800	1.2800	1.2800	4.2765	4.2765	4.2765
Total (Not Incl Margin)	$5.2814	$5.2592	$5.3545	$5.2082	$4.8521	$4.8426	$4.5334	$4.7977	$5.0961	$5.1417	$5.1047	$5.1435	$5.2844	$5.2073	$5.2882	$5.1302	$7.7554	$7.7472	$7.4286
CF	0	0	0	0	0	0	0	0	0	0	0	0	0	0	0	0	0	0	0
Total Gas Charge (F)	$5.2814	$5.2592	$5.3545	$5.2082	$4.8521	$4.8426	$4.5334	$4.7977	$5.0961	$5.1417	$5.1047	$5.1435	$5.2844	$5.2073	$5.2882	$5.1302	$7.7554	$7.7472	$7.4286

Quarterly GCA Model

Commodity Firm	$3.94	$3.99	$3.99	$3.99	$3.51	$3.51	$3.51	$3.69	$3.69	$3.69	$3.94	$3.94	$3.94	$3.93	$3.93	$3.93	$3.41	$3.41	$3.41
N/C Firm	$1.28	$1.28	$1.28	$1.28	$1.28	$1.28	$1.28	$1.28	$1.28	$1.28	$1.28	$1.28	$1.28	$1.28	$1.28	$1.28	$4.28	$4.28	$4.28
CF Firm	$0.00	$0.00	$0.00	$0.00	$0.00	$0.00	$0.00	$0.00	$0.00	$0.00	$0.00	$0.00	$0.00	$0.00	$0.00	$0.00	$0.00	$0.00	$0.00
PBR Discount	$0.00	$0.00	$0.00	$0.00	$0.00	$0.00	$0.00	$0.00	$0.00	$0.00	$0.00	$0.00	$0.00	$0.00	$0.00	$0.00	$0.00	$0.00	$0.00
PBR Recovery	$0.17	$0.17	$0.17	$0.17	$0.17	$0.17	$0.17	$0.17	$0.17	$0.17	$0.17	$0.17	$0.17	$0.17	$0.17	$0.17	$0.17	$0.17	$0.17
Gas Cost Comp-Firm	**$5.39**	**$5.44**	**$5.44**	**$5.44**	**$4.96**	**$4.96**	**$4.96**	**$5.14**	**$5.14**	**$5.14**	**$5.38**	**$5.38**	**$5.38**	**$5.37**	**$5.37**	**$5.37**	**$7.86**	**$7.86**	**$7.86**
Commodity Int	$3.94	$3.99	$3.99	$3.99	$3.51	$3.51	$3.51	$3.69	$3.69	$3.69	$3.94	$3.94	$3.94	$3.93	$3.93	$3.93	$3.41	$3.41	$3.41
N/C Int	$0.18	$0.18	$0.18	$0.18	$0.18	$0.18	$0.18	$0.18	$0.18	$0.18	$0.18	$0.18	$0.18	$0.18	$0.18	$0.18	$0.18	$0.18	$0.18
CF Int	$0.00	$0.00	$0.00	$0.00	$0.00	$0.00	$0.00	$0.00	$0.00	$0.00	$0.00	$0.00	$0.00	$0.00	$0.00	$0.00	$0.00	$0.00	$0.00
PBR Discount	$0.00	$0.00	$0.00	$0.00	$0.00	$0.00	$0.00	$0.00	$0.00	$0.00	$0.00	$0.00	$0.00	$0.00	$0.00	$0.00	$0.00	$0.00	$0.00
PBR Recovery	$0.17	$0.17	$0.17	$0.17	$0.17	$0.17	$0.17	$0.17	$0.17	$0.17	$0.17	$0.17	$0.17	$0.17	$0.17	$0.17	$0.17	$0.17	$0.17
Gas Cost Comp-Int	**$4.29**	**$4.35**	**$4.35**	**$4.35**	**$3.86**	**$3.86**	**$3.86**	**$4.04**	**$4.04**	**$4.04**	**$4.29**	**$4.29**	**$4.29**	**$4.28**	**$4.28**	**$4.28**	**$3.77**	**$3.77**	**$3.77**

HEDGING

1.21% Pipeline Losses @

1 TO 5 TGT/MW/Trunk Var Transp

1 Delivered Cost

1 Gas Cost

	Oct	Nov	Dec	Jan	Feb	Mar	Apr	May	Jun	Jul	Aug	Sep	Oct	Nov	Dec	Jan	Feb	Mar	Apr
6,500,000 < Storage Beginning Balance	Inject	Withdraw	Withdraw	Withdraw	Withdraw	Withdraw	Inject	Inject	Inject	Inject	Inject	Inject	Inject	Withdraw	Withdraw	Withdraw	Withdraw	Withdraw	Inject
Storage - Full Plan																			
100% Tenn Gas (WI)	-	164,130	254,510	303,800	250,444	209,343	-	-	-	-	-	-	-	164,130	254,510	303,800	250,444	209,343	-
^^^^^^^^ Texas Gas (WI)	-	337,176	599,205	685,410	837,704	651,533	-	-	-	-	-	-	-	337,176	599,205	685,410	837,704	651,533	-
Co Owned (WI)	-	458,820	729,771	791,678	1,303,036	1,244,650	-	-	-	-	-	-	-	458,820	729,771	791,678	1,303,036	1,244,650	-
Total (WI)	-	960,126	1,583,486	1,780,888	2,391,184	2,105,526	-	-	-	-	-	-	-	960,126	1,583,486	1,780,888	2,391,184	2,105,526	-
Tenn Gas (IN)	168,890	-	-	-	-	-	168,890	168,890	168,890	168,890	168,890	168,890	168,890	-	-	-	-	-	168,890
Texas Gas (IN)	444,433	-	-	-	-	-	444,433	444,433	444,433	444,433	444,433	444,433	444,433	-	-	-	-	-	444,433
Co Owned (IN)	646,851	-	-	-	-	-	646,851	646,851	646,851	646,851	646,851	646,851	646,851	-	-	-	-	-	646,851
Total (IN)	1,260,173	-	-	-	-	-	1,260,173	1,260,173	1,260,173	1,260,173	1,260,173	1,260,173	1,260,173	-	-	-	-	-	1,260,173
Storage - As Adjusted																			
Tenn Gas (WI)	-	164,130	254,510	303,800	250,444	209,343	-	-	-	-	-	-	-	164,130	254,510	303,800	250,444	209,343	-
Texas Gas (WI)	-	337,176	599,205	685,410	837,704	651,533	-	-	-	-	-	-	-	337,176	599,205	685,410	837,704	651,533	-
Co Owned (WI)	-	458,820	729,771	791,678	1,303,036	1,244,650	-	-	-	-	-	-	-	458,820	729,771	791,678	1,303,036	1,244,650	-
Total (WI)	-	960,126	1,583,486	1,780,888	2,391,184	2,105,526	-	-	-	-	-	-	-	960,126	1,583,486	1,780,888	2,391,184	2,105,526	-
Tenn Gas (IN)	168,890	-	-	-	-	-	168,890	168,890	168,890	168,890	168,890	168,890	168,890	-	-	-	-	-	168,890
Texas Gas (IN)	444,433	-	-	-	-	-	444,433	444,433	444,433	444,433	444,433	444,433	444,433	-	-	-	-	-	444,433
Co Owned (IN)	646,851	-	-	-	-	-	646,851	646,851	646,851	646,851	646,851	646,851	646,851	-	-	-	-	-	646,851
Total (IN)	1,260,173	-	-	-	-	-	1,260,173	1,260,173	1,260,173	1,260,173	1,260,173	1,260,173	1,260,173	-	-	-	-	-	1,260,173

ATMOS ENERGY CORPORATION - KEI
GAS COST ESTIMATES

		May-30	Jun-30	Jul-30	Aug-30	Sep-30					
	Firm Sales	584,604	353,518	346,811	351,934	398,176					
	Int Sales	19,024	18,129	8,936	10,126	12,920					
	Total Sales	603,628	371,648	355,747	362,060	411,097					
2.14%	L&U / Co Use	12,918	7,953	7,613	7,748	8,797					
	Supply Req	616,546	379,601	363,360	369,808	419,894					
1.010	MMBtu	622,712	383,397	366,994	373,506	424,093					
Storage											
	Tenn Gas (WI)	-	-	-	-	-					
	Texas Gas (WI)	-	-	-	-	-					
	Co Owned (WI)	-	-	-	-	-					
	Total (WI)	-	-	-	-	-					
	Tenn Gas (IN)	168,890	168,890	168,890	168,890	168,890					
	Texas Gas (IN)	444,433	444,433	444,433	444,433	444,433					
	Co Owned (IN)	646,851	646,851	646,851	646,851	646,851					
	Total (IN)	1,260,173	1,260,173	1,260,173	1,260,173	1,260,173					
Quantity											
	Local Production	1,140	1,140	1,140	1,140	1,140					
	Hedging Purchases										
Requirements excluding Prod.		621,572	382,257	365,854	372,366	422,953					
Rates											
	Hedging Prices										
	NYMEX PRICE	$3.030	$3.193	$3.219	$3.157	$3.203					
1.21%	Pipeline Losses @ 1.21%	$0.0371	$0.0391	$0.0394	$0.0387	$0.0392					
	TGT/MW/Trunk Var Transp	$0.0490	$0.0490	$0.0490	$0.0490	$0.0490					
	TGP - GS Variable Tran	$0.7221	$0.7221	$0.7221	$0.7221	$0.7221					
	TGP - G Variable Transp	$0.0188	$0.0188	$0.0188	$0.0188	$0.0188					
Storage Inventory											
	Co Owned & TN (Mcf) Balance	3,671,299	4,487,039	5,302,779	6,118,519	6,934,260	6,934,260	6,934,260	6,934,260	6,934,260	6,934,260
	Co Owned & TN ($) Activity	$ 2,536,854	$ 2,671,449	$ 2,692,918	$ 2,641,722	$ 2,679,706	$ -	$ -	$ -	$ -	$ -
	Cumulative ($) Balance	$ 11,939,256	$ 14,610,704	$ 17,303,622	$ 19,945,344	$ 22,625,050	$ 22,625,050	$ 22,625,050	$ 22,625,050	$ 22,625,050	$ 22,625,050
	Average Price for Season										
	TGT NNS (Mcf) Balance	(2,551,331)	(2,106,899)	(1,662,466)	(1,218,033)	(773,601)	(773,601)	(773,601)	(773,601)	(773,601)	(773,601)
	TGT NNS ($)	1,384,909	1,458,239	1,469,936	1,442,044	1,462,738	-	-	-	-	-
	Cumulative ($) Balance	(7,400,825)	(5,942,586)	(4,472,650)	(3,030,606)	(1,567,868)	(1,567,868)	(1,567,868)	(1,567,868)	(1,567,868)	(1,567,868)
	Average Price (Next Season)										
	Total Cumulative ($) - prior	4,538,431	8,668,119	12,830,972	16,914,738	21,057,182					
	Ledger >										
	Difference >										

Source of Supply

Commodity Purchases	1,881,745	1,642,430	1,626,027	1,632,539	1,683,126
Hedged Purchases	-	-	-	-	-
Local Production Purchases	1,140	1,140	1,140	1,140	1,140
Storage (WI)	-	-	-	-	-
Storage (IN)	(1,260,173)	(1,260,173)	(1,260,173)	(1,260,173)	(1,260,173)
Total Supply Requirements	622,712	383,397	366,994	373,506	424,093

Supply Cost

Demand	$2,155,603	$1,307,559	$1,277,361	$1,296,874	$1,468,168
Local Production	$3,509	$3,695	$3,724	$3,654	$3,706
Commodity - Market	$5,771,553	$5,308,540	$5,298,317	$5,217,080	$5,457,111
Commodity - Hedged	$0	$0	$0	$0	$0
Variable Pipeline Commodity	$188,664	$174,294	$173,309	$173,700	$176,738
Storage	$ (3,921,763)	$ (4,129,688)	$ (4,162,854)	$ (4,083,766)	$ (4,142,444)
Total Supply Cost	$4,197,566	$2,664,400	$2,589,858	$2,607,542	$2,963,279

Collection of Demand Charges

Ann. Demand Charges										
N/C Charge - Int										
N/C Charge - Firm										
Collection by Month>	$ 2,155,603	$ 1,307,559	$ 1,277,361	$ 1,296,874	$ 1,468,168	$ -	$ -	$ -	$ -	$ -

Commodity Gas Charge Firm

	3.540			1.695		
Commodity	$3.3828	$3.6509	$3.6894	$3.6200		
N/C	4.2765	4.2765	4.2765	4.2765	4.2765	4.2765
Total (Not Incl Margin)	$7.6594	$7.9274	$7.9659	$7.8966		
CF	0	0	0	0		
Total Gas Charge (F)	$7.6594	$7.9274	$7.9659	$7.8966		

Quarterly GCA Model

Commodity Firm	$3.54	$3.54	$3.54	$3.54
N/C Firm	$4.28	$4.28	$4.28	$4.28
CF Firm	$0.00	$0.00	$0.00	$0.00
PBR Discount	$0.00	$0.00	$0.00	$0.00
PBR Recovery	$0.17	$0.17	$0.17	$0.17
Gas Cost Comp-Firm	**$7.98**	**$7.98**	**$7.98**	**$7.98**
Commodity Int	$3.54	$3.54	$3.54	$3.54
N/C Int	$0.18	$0.18	$0.18	$0.18
CF Int	$0.00	$0.00	$0.00	$0.00
PBR Discount	$0.00	$0.00	$0.00	$0.00
PBR Recovery	$0.17	$0.17	$0.17	$0.17
Gas Cost Comp-Int	**$3.89**	**$3.89**	**$3.89**	**$3.89**

HEDGING

1.21% Pipeline Losses @

1 TO 5 TGT/MW/Trunk Var Transp

1 Delivered Cost

1 Gas Cost

		May	Jun	Jul	Aug	Sep	Oct	Nov	Dec	Jan	Feb	Mar	Apr	May	Jun	Jul
6,500,000	< Storage Beginning Balance	Inject	Inject	Inject	Inject	Inject	Withdraw	Withdraw	Withdraw	Withdraw	Withdraw	Withdraw	Withdraw	Withdraw	Withdraw	Withdraw
Storage - Full Plan																
100%	Tenn Gas (WI)	-	-	-	-	-	-	164,130	254,510	303,800	250,444	209,343	-	-	-	-
^^^^^^^^	Texas Gas (WI)	-	-	-	-	-	-	337,176	599,205	685,410	837,704	651,533	-	-	-	-
	Co Owned (WI)	-	-	-	-	-	-	458,820	729,771	791,678	1,303,036	1,244,650	-	-	-	-
	Total (WI)	-	-	-	-	-	-	960,126	1,583,486	1,780,888	2,391,184	2,105,526	-	-	-	-
	Tenn Gas (IN)	168,890	168,890	168,890	168,890	168,890	168,890	-	-	-	-	-	168,890	168,890	168,890	168,890
	Texas Gas (IN)	444,433	444,433	444,433	444,433	444,433	444,433	-	-	-	-	-	444,433	444,433	444,433	444,433
	Co Owned (IN)	646,851	646,851	646,851	646,851	646,851	646,851	-	-	-	-	-	646,851	646,851	646,851	646,851
	Total (IN)	1,260,173	1,260,173	1,260,173	1,260,173	1,260,173	1,260,173	-	-	-	-	-	1,260,173	1,260,173	1,260,173	1,260,173
Storage - As Adjusted																
	Tenn Gas (WI)	-	-	-	-	-	-	164,130	254,510	303,800	250,444	209,343	-	-	-	-
	Texas Gas (WI)	-	-	-	-	-	-	337,176	599,205	685,410	837,704	651,533	-	-	-	-
	Co Owned (WI)	-	-	-	-	-	-	458,820	729,771	791,678	1,303,036	1,244,650	-	-	-	-
	Total (WI)	-	-	-	-	-	-	960,126	1,583,486	1,780,888	2,391,184	2,105,526	-	-	-	-
	Tenn Gas (IN)	168,890	168,890	168,890	168,890	168,890	168,890	-	-	-	-	-	168,890	168,890	168,890	168,890
	Texas Gas (IN)	444,433	444,433	444,433	444,433	444,433	444,433	-	-	-	-	-	444,433	444,433	444,433	444,433
	Co Owned (IN)	646,851	646,851	646,851	646,851	646,851	646,851	-	-	-	-	-	646,851	646,851	646,851	646,851
	Total (IN)	1,260,173	1,260,173	1,260,173	1,260,173	1,260,173	1,260,173	-	-	-	-	-	1,260,173	1,260,173	1,260,173	1,260,173

O&M by Cost Element

	Kentucky				SSU				Division General Office				Total			
	Base	Test	Difference		Base	Test	Difference		Base	Test	Difference		Base	Test	Difference	
Labor	6,309,802	7,140,271	830,469	13%	4,739,512	5,326,025	586,513	12%	1,454,100	1,603,731	149,631	10%	12,503,414	14,070,026	1,566,612	13%
Benefits	745,931	852,653	106,722	14%	1,226,626	1,486,382	259,756	21%	807,171	1,569,220	762,049	94%	2,779,729	3,908,255	1,128,526	41%
Employee Welfare	169,922	161,613	(8,310)	-5%	1,934,571	1,629,527	(305,045)	-16%	435,911	331,803	(104,108)	-24%	2,540,404	2,122,942	(417,462)	-16%
Insurance	37,513	-	(37,513)	-100%	2,690,464	2,935,530	245,065	9%	47,568	93,109	45,540	96%	2,775,546	3,028,638	253,092	9%
Rent, Maint., & Utilities	1,011,281	1,048,417	37,136	4%	439,892	427,626	(12,266)	-3%	185,439	277,952	92,513	50%	1,636,612	1,753,994	117,382	7%
Vehicles & Equip	1,218,461	1,391,358	172,896	14%	11,426	12,502	1,076	9%	56,565	81,858	25,293	45%	1,286,452	1,485,717	199,265	15%
Materials & Supplies	1,065,284	1,031,735	(33,549)	-3%	69,777	63,927	(5,849)	-8%	23,864	29,362	5,498	23%	1,158,925	1,125,025	(33,900)	-3%
Information Technologies	39,333	24,219	(15,114)	-38%	2,081,231	2,137,856	56,625	3%	105,383	142,362	36,980	35%	2,225,946	2,304,437	78,491	4%
Telecom	102,681	114,100	11,419	11%	243,225	225,090	(18,135)	-7%	116,995	182,781	65,786	56%	462,901	521,971	59,070	13%
Marketing	213,629	111,748	(101,881)	-48%	36,962	14,161	(22,802)	-62%	359,448	475,637	116,189	32%	610,039	601,546	(8,494)	-1%
Directors & Shareholders &PR	-	-	-	0%	349,569	326,864	(22,705)	-6%	1,164	-	(1,164)	-100%	350,734	326,864	(23,869)	-7%
Dues & Donations	123,784	119,535	(4,249)	-3%	63,521	58,582	(4,939)	-8%	56,725	103,523	46,798	82%	244,030	281,640	37,610	15%
Print & Postages	13,123	32,894	19,771	151%	26,562	28,208	1,646	6%	7,635	5,753	(1,882)	-25%	47,320	66,854	19,535	41%
Travel & Entertainment	385,894	388,077	2,183	1%	117,187	108,481	(8,706)	-7%	310,851	342,033	31,183	10%	813,932	838,591	24,659	3%
Training	48,646	56,366	7,721	16%	75,199	85,745	10,546	14%	86,608	117,458	30,850	36%	210,453	259,569	49,116	23%
Outside Services	4,434,995	3,203,185	(1,231,810)	-28%	1,603,567	1,086,308	(517,258)	-32%	1,535,974	2,734,761	1,198,787	78%	7,574,536	7,024,254	(550,282)	-7%
Provision for Bad Debt	1,603,608	731,532	(872,076)	-54%	215,082	-	(215,082)	-100%	679	-	(679)	-100%	1,819,369	731,532	(1,087,837)	-60%
Miscellaneous	159,210	252,754	93,544	59%	(5,605,856)	(5,803,238)	(197,382)	4%	(56,775)	10,394	67,169	-118%	(5,503,422)	(5,540,090)	(36,669)	1%
Total O&M Expenses	17,683,099	16,660,457	(1,022,642)	-5.8%	10,318,517	10,149,574	(168,943)	-1.6%	5,535,304	8,101,735	2,566,431	46.4%	33,536,921	34,911,766	1,374,846	4.1%
RateMaking Adjustments:	-	-			(2,724,153)	(10,149,574)			-	(8,101,735)			(33,536,927)	(34,911,766)		
Advertising Adjustments		(157,821)	(157,821)			(11,659)	(11,659)			(19,242)	(19,242)			(188,721)	(188,721)	
Club Expenses		(12,590)	(12,590)				-				-			(12,590)	(12,590)	
Expense Report Exclusions		(33,461)	(33,461)			(49,096)	(49,096)			(51,406)	(51,406)			(133,963)	(133,963)	
SERP Expense			-			(31,836)	(31,836)			(17,933)	(17,933)			(49,769)	(49,769)	
Regulatory Asset Amortizations		214,241	214,241				-				-			214,241	214,241	
Incentive Compensation		-	-			(825,176)	(825,176)			(287,422)	(287,422)			(1,112,598)	(1,112,598)	
Director's and Retirement Expenses			-			(278,267)	(278,267)			(31,375)	(31,375)			(309,641)	(309,641)	
Grand Total	**17,683,099**	**16,670,826**	**(1,012,273)**		**10,318,517**	**8,953,541**	**(1,364,977)**		**5,535,304**	**7,694,358**	**2,159,054**		**33,536,921**	**33,318,725**	**(218,196)**	-0.7%

Before Allocations:		
Labor	99,696,417	109,873,739
Employee Welfare	25,796,521	30,928,028
Benefits	40,256,786	35,123,559
Insurance	60,360,837	64,343,747
Rent, Maint., & Utilities	9,215,424	8,968,378
Vehicles & Equip	237,714	270,763
Materials & Supplies	1,452,926	1,391,308
Information Technologies	43,424,232	45,801,360
Telecom	5,098,261	4,856,026
Marketing	768,923	292,312
Directors & Shareholders &PR	7,272,068	7,095,488
Dues & Donations	1,319,738	1,281,928
Print & Postages	555,975	603,184
Travel & Entertainment	2,461,517	2,315,092
Training	1,565,050	1,864,460
Outside Services	37,779,110	23,427,958
Provision for Bad Debt	4,465,529	-
Miscellaneous	(118,754,951)	(127,202,465)
Total O&M Expenses	222,972,077	211,234,864

Labor	2,909,946	3,209,387
Employee Welfare	1,615,312	3,140,324
Benefits	872,345	664,005
Insurance	95,194	186,329
Rent, Maint., & Utilities	371,101	556,237
Vehicles & Equip	113,198	163,813
Materials & Supplies	47,757	58,759
Information Technologies	210,892	284,895
Telecom	234,131	365,782
Marketing	719,327	951,845
Directors & Shareholders &PR	2,330	-
Dues & Donations	113,518	207,170
Print & Postages	15,279	11,512
Travel & Entertainment	622,075	684,478
Training	173,320	235,058
Outside Services	3,073,792	5,472,805
Provision for Bad Debt	1,358	-
Miscellaneous	(113,619)	20,800
Total O&M Expenses	11,077,254	16,213,198

Line No.	ACCOUNT No. & Title		Base Period	Title of Adjustment D-2.2 ADJ 1	D-2.2 ADJ 2	D-2.2 ADJ 3	D-2.2 ADJ 4	D-2.2 ADJ 5	GRAND Total ADJUST.	
29	7590	814 Storage Supervision & Engineering		-	-	-	-	-	-	
30	8140	814 Storage Supervision & Engineering		-	-	-	-	-	-	
31	8150	815 Maps and records		-	-	-	-	-	-	
32	8160	816 Storage Wells Expense		1,950	-	(336)	-	-	1,614	
33	8170	817 Storage Lines Expense		1,517	114	(212)	-	-	1,419	
34	8180	818 Storage Compressor Station		4,998	6	(53)	-	-	4,950	
35	8190	819 Storage Compressor Station Fuel		-	-	-	-	-	-	
36	8200	820 Storage Measuring & Regulating		51	69	580	-	-	700	
37	8210	821 Storage Purification		7,779	101	(462)	-	-	7,419	
38	8240	824 Storage Other Expense		-	-	-	-	-	-	
39	8250	825 Storage Royalties		-	371	-	-	-	371	
40	8310	831 Storage Maintenance Structure		-	-	-	-	-	-	
41	8320	832 Storage Maintenance Res		-	-	-	-	-	-	
42	8340	834 Storage Maintenance Compressor		5,399	-	-	-	-	5,399	
43	8350	835 Storage Maintenance Meas/Reg		-	-	-	-	-	-	
44	8360	836 Storage Maintenance Purification		-	-	-	-	-	-	
45	8370	837 Maintenance of other equipment		-	-	-	-	-	-	
46	8400	840 Other Storage Expense		-	-	-	-	-	-	
47	8410	841 Storage Operation		26,228	-	57	-	-	26,285	
48	8470	847 Storage Maintenance		-	-	-	-	-	-	
49	8500	850 Trsm Supervision & Engineering		-	-	-	-	-	-	
50	8520	852 Communication system expenses		-	-	-	-	-	-	
51	8550	855 Other Fuel & Power Comp		-	17	-	-	-	17	
52	8560	856 Trsm Mains Expense		14,167	127	(265)	-	-	14,029	
53	8570	857 Trsm Measuring & Regulating		230	353	-	-	-	583	
54	8590	859 Trsm Other Exp		-	-	-	-	-	-	
55	8600	860 Rents		-	-	-	-	-	-	
56	8620	862 Trsm Structure & Improvements		-	-	-	-	-	-	
57	8630	863 Trsm Maint of Mains		2,665	-	-	-	-	2,665	
58	8640	864 Trsm Maint Comp Sta Equip		-	-	-	-	-	-	
59	8650	865 Trsm Maint Meas/Reg Sta		-	-	-	-	-	-	
60	8670	867 Trsm Maint Other Eq		-	-	-	-	-	-	
61	8700	870 Dist Supervision & Engineering		100,874	2,611	(230,385)	-	-	(126,901)	
62	8710	871 Dist Load Dispatching		-	(1)	-	-	-	(1)	
63	8711	8711 Odorization		-	-	(4,319)	-	-	(4,319)	
64	8720	872 Dist Comp Sta		-	-	-	-	-	-	
65	8740	874 Dist Main/Ser Exp		298,627	5,844	(461,113)	-	-	(156,642)	
66	8750	875 Dist Meas/Reg Sta-Gen		141,483	232	(11,911)	-	-	129,804	
67	8760	876 Dist Meas/Reg Sta-Ind		-	-	(17)	-	-	(17)	
68	8770	877 Dist Meas/Reg Sta-Cty.		-	192	(3)	-	-	189	
69	8780	878 Dist Mtr/House Reg		104,428	525	57	-	-	105,010	
70	8790	879 Dist Cust Install		-	-	(8)	-	-	(8)	
71	8800	880 Dist Other Exp		-	-	(72)	-	-	(72)	
72	8810	881 Dist Rents		-	13,442	(37,833)	-	-	(24,392)	
73	8850	885 Dist Maint Super/Eng		-	-	-	-	-	-	
74	8860	886 Dist Maint Struc/Improv		-	-	-	-	-	-	

Line No.	Account No. & Title			Title of Adjustment D-2.2 ADJ 1	D-2.2 ADJ 2	D-2.2 ADJ 3	D-2.2 ADJ 4	D-2.2 ADJ 5	GRAND Total ADJUST.	
75	8870	887 Dist Maint of Mains		9,719	-	(11,209)	-	-	(1,490)	
76	8890	889 Dist Maint Meas/Reg Sta-Gen		70	-	(47,555)	-	-	(47,485)	
77	8900	890 Dist Maint Meas/Reg Sta-Ind		-	-	-	-	-	-	
78	8910	891 Dist Maint Meas/Reg Sta-Cty		16	-	-	-	-	16	
79	8920	892 Dist Maint of Ser		21	-	-	-	-	21	
80	8930	893 Dist Maint Mtr/House Reg		-	-	-	-	-	-	
81	8940	894 Dist Maint Other Eq		-	-	-	-	-	-	
82	8950	895 Maintenance of Other Plant		-	-	-	-	-	-	
83	9010	901 Cust Accts Supervision		-	-	-	-	-	-	
84	9020	902 Cust Accts Mtr Exp		39,554	13,133	(9,326)	-	-	43,360	
85	9030	903 Cust Accts Records/Collections		36,777	-	(270,369)	-	-	(233,591)	
86	9040	904 Cust Accts Uncoll Accts		-	-	-	(872,076)	-	(872,076)	Adjustment Calculated in Model
87	9070	907 Cust Accts Supervision		-	-	-	-	-	-	
88	9080	908 Customer Assistance Expenses		-	-	-	-	-	-	

89	9090	909 Cust Ser Supervision		18,848	-	(3,051)	-	-	15,798	
90	9100	910 Cust Ser Assist Exp		-	-	-	-	-	-	
91	9110	911 Cust Ser Info Adv Exp		15,069	-	(140)	-	-	14,929	
92	9120	912 Demonstrating and Selling Expenses		-	-	(11,337)	-	-	(11,337)	
93	9130	913 Advertising Expenses		-	-	(32,714)	-	-	(32,714)	
94	9160	916 Sales Promo Demo/Selling		-	-	(2,601)	-	-	(2,601)	
95	9200	920 Administrative and General Salaries		-	-	-	-	-	-	
96	9210	921 Adm Gen Office Supply		-	-	19,610	-	-	19,610	
97	9220	922 Administrative Expense Transferred		-	-	-	-	2,397,482	2,397,482	Adjustment Calculated in Model
98	9230	923 Adm Gen Outside Services Emply		-	-	(26,916)	-	-	(26,916)	
99	9240	924 Property insurance		-	-	(5,555)	-	-	(5,555)	
100	9250	925 Adm Gen Injuries/Damages		-	-	(34,780)	-	-	(34,780)	
101	9260	926 Adm Gen Empl Pen/Ben		106,722	-	(1,022)	-	-	105,700	
102	9270	927 Adm Gen Franchise Req		-	-	161	-	-	161	
103	9280	928 Adm Gen Reg Comm Exp		-	-	59,074	-	-	59,074	
104	9290	929 Uniforms capitalized		-	-	-	-	-	-	
105	9301	9301 Adm Gen Goodwill Adv		-	-	-	-	-	-	
106	9302	9302 Adm Gen Gen Exp		-	-	(868)	-	-	(868)	
107	9310	931 A&G-Rents		-	-	-	-		-	
108	9320	932 Adm Gen Maint Gen Plant		-	-	-	-	-	-	
109	Total			937,190	37,136	(1,124,892)	(872,076)	2,397,482	1,374,840	
			Ck Fig	0	0	0	0	0		

F.11 Adjustment

		Actuals ==>									
		2024	2024	2024	2024	2024	2024				
		January	February	March	April	May	June	Total	**2x Actuals**	Allocation	
002	Removal of Retirement Benefits	69,813	75,369	75,800	73,393	71,924	80,420	446,719	893,438	4.56%	40,761
012	Removal of Retirement Benefits	39,500	32,668	32,977	34,804	35,678	29,615	205,242	410,483	5.39%	22,130
009	Removal of Retirement Benefits	8,010	6,732	6,455	6,259	6,599	6,396	40,452	80,903	100.00%	80,903
091	Removal of Retirement Benefits	4,998	5,357	6,202	4,786	4,812	5,238	31,393	62,787	49.97%	31,375
									1,447,611		**175,169**

(Exclude Benefits Variances)			Labor Factor Benefits Load Factor		26.3%	25.9%	25.7%	26.2%	26.6%	26.2%	42.3%	42.4%	42.4%	40.9%	40.9%
Dallas Atmos Rate Division - 002DIV											**Base Year**				
					Actuals ==>						**Budget ==>**				
	Acct-sub	FERC	historical base	FERC Alloc %	2024 January	2024 February	2024 March	2024 April	2024 May	2024 June	2024 July	2024 August	2024 September	2024 October	2024 November
Customer accounts-Meter readin - Non-project Labor 9020-01000	9020-01000	9020	66,136	0.23%	13,829	9,303	9,996	8,233	13,292	11,483	14,036	13,254	12,740	14,142	12,981
Customer accounts-Customer rec - Non-project Labor 9030-01000	9030-01000	9030	203,669	0.70%	31,073	31,362	31,362	31,362	47,042	31,469	43,226	40,816	39,234	43,552	39,976
A&G-Administrative & general s - Non-project Labor 9200-01000	9200-01000	9200	28,621,864	98.81%	4,375,382	4,391,197	4,387,513	4,352,945	6,599,558	4,515,269	6,074,587	5,735,899	5,513,674	6,120,363	5,617,913
Distribution-Operation supervi - Non-project Labor 8700-01000	8700-01000	8700	-	0.00%	-	-	-	-	-	-	-	-	-	-	-
Mains and Services Expenses - Non-project Labor 8740-01000	8740-01000	8740	495	0.00%	-	-	-	-	495	-	105	99	95	106	97
A&G-Administrative & general s - Capital Labor 9200-01001	9200-01001	9200	1,211,977	4.18%	100,161	188,526	193,729	176,701	326,074	226,787	257,225	242,883	233,473	259,163	237,887
Mains expenses - Capital Labor Contra 8560-01002	8560-01002	8560	(50,791)	-0.18%	(3,827)	(8,110)	(7,930)	(7,982)	(14,682)	(8,260)	(10,780)	(10,179)	(9,784)	(10,861)	(9,969)
Distribution-Operation supervi - Capital Labor Contra 8700-01002	8700-01002	8700	(43,535)	-0.15%	(2,570)	(4,465)	(4,252)	(6,781)	(6,631)	(18,838)	(9,240)	(8,725)	(8,387)	(9,309)	(8,545)
Customer service-Operating inf - Capital Labor Contra 9090-01002	9090-01002	9090	-	0.00%	-	-	-	-	-	-	-	-	-	-	-
A&G-Administrative & general s - Capital Labor Contra 9200-01002	9200-01002	9200	(1,126,742)	-3.89%	(86,875)	(171,057)	(178,612)	(168,947)	(310,792)	(210,459)	(239,135)	(225,802)	(217,054)	(240,937)	(221,158)
Mains expenses - O&M Project Labor and Contra 8560-01006	8560-01006	8560	-	0.00%	-	-	-	-	-	-	-	-	-	-	-
A&G-Administrative & general s - O&M Project Labor and Contra 9200-01006	9200-01006	9200	29,955	0.10%	3,390	285	7,928	7,410	5,600	5,343	6,358	6,003	5,771	6,405	5,880
A&G-Outside services employed - O&M Project Labor and Contra 9230-01006	9230-01006	9230	386	0.00%	-	386	-	-	-	-	82	77	74	83	76
Miscellaneous general expenses - O&M Project Labor and Contra 9302-01006	9302-01006	9302	5,604	0.02%	132	295	700	1,717	1,420	1,340	1,189	1,123	1,080	1,198	1,100
Distribution-Operation supervi - Expense Labor Accrual 8700-01008	8700-01008	8700	(165)	0.00%	(165)	-	-	-	-	-	(35)	(33)	(32)	(35)	(32)
Mains and Services Expenses - Expense Labor Accrual 8740-01008	8740-01008	8740	-	0.00%	-	-	-	-	83	(83)	-	-	-	-	-
Customer accounts-Meter readin - Expense Labor Accrual 9020-01008	9020-01008	9020	(43)	0.00%	2,618	(1,346)	812	(58)	(2,724)	655	(9)	(9)	(8)	(9)	(9)
Customer accounts-Customer rec - Expense Labor Accrual 9030-01008	9030-01008	9030	315	0.00%	4,877	1,683	1,568	3,136	(10,977)	27	67	63	61	67	62
A&G-Administrative & general s - Expense Labor Accrual 9200-01008	9200-01008	9200	37,531	0.13%	658,855	190,844	207,899	465,992	(1,515,353)	29,293	7,965	7,521	7,230	8,025	7,367
A&G-Outside services employed - Expense Labor Accrual 9230-01008	9230-01008	9230	-	0.00%	-	174	(174)	-	-	-	-	-	-	-	-
Miscellaneous general expenses - Expense Labor Accrual 9302-01008	9302-01008	9302	335	0.00%	-	-	350	680	(793)	98	71	67	65	72	66
A&G-Administrative & general s - PTO Accrual 9200-01010	9200-01010	9200	-	0.00%	-	-	-	-	-	-	-	-	-	-	-
A&G-Administrative & general s - Capital Labor Transfer In 9200-01011	9200-01011	9200	602,709	2.08%	29,480	83,454	89,086	98,318	174,382	127,989	127,917	120,785	116,105	128,881	118,300
Distribution-Operation supervi - Capital Labor Transfer In 8700-01011	8700-01011	8700	43,535	0.15%	2,570	4,465	4,252	6,781	6,631	18,838	9,240	8,725	8,387	9,309	8,545
Mains expenses - Capital Labor Transfer In 8560-01011	8560-01011	8560	50,791	0.18%	3,827	8,110	7,930	7,982	14,682	8,260	10,780	10,179	9,784	10,861	9,969
Customer service-Operating inf - Capital Labor Transfer In 9090-01011	9090-01011	9090	-	0.00%	-	-	-	-	-	-	-	-	-	-	-
A&G-Administrative & general s - Capital Labor Transfer Out 9200-01012	9200-01012	9200	(687,944)	-2.37%	(42,766)	(100,923)	(104,203)	(106,071)	(189,664)	(144,316)	(146,006)	(137,866)	(132,524)	(147,107)	(135,030)
Miscellaneous general expenses - Expense Labor Transfer In 9302-01013	9302-01013	9302	5,604	0.02%	132	295	700	1,717	1,420	1,340	1,189	1,123	1,080	1,198	1,100
A&G-Administrative & general s - Expense Labor Transfer In 9200-01013	9200-01013	9200	4,488	0.02%	-	-	1,993	810	1,557	128	953	899	865	960	881
Miscellaneous general expenses - Expense Labor Transfer Out 9302-01014	9302-01014	9302	(5,604)	-0.02%	(132)	(295)	(700)	(1,717)	(1,420)	(1,340)	(1,189)	(1,123)	(1,080)	(1,198)	(1,100)
A&G-Administrative & general s - Expense Labor Transfer Out 9200-01014	9200-01014	9200	(4,488)	-0.02%	-	-	(1,993)	(810)	(1,557)	(128)	(953)	(899)	(865)	(960)	(881)
Mains expenses - Expense Labor Transfer Out 8560-01014	8560-01014	8560	-	0.00%	-	-	-	-	-	-	-	-	-	-	-
Labor			28,966,082	100.00%	**5,089,991**	4,624,183	4,647,953	4,871,415	5,137,643	4,594,895	**6,147,643**	**5,804,881**	**5,579,984**	**6,193,969**	**5,685,476**
			-		-	-	-	-	-	-	-	-	-	-	-
A&G-Employee pensions and bene - Pension Benefits Load 9260-01202	9260-01202	9260	655,731	11.48%	115,972	103,699	103,611	110,860	116,978	104,611	224,943	212,898	204,791	218,914	200,880
A&G-Employee pensions and bene - OPEB Benefits Load 9260-01203	9260-01203	9260	557,947	9.77%	98,678	88,235	88,160	94,328	99,534	89,011	191,399	181,150	174,252	186,269	170,924
A&G-Employee pensions and bene - Pension Benefits Variance 9260-01206	9260-01206	9260	(92,033)	-1.61%	(31,525)	(7,639)	(7,181)	(18,866)	(27,414)	592	(31,571)	(29,881)	(28,743)	(30,725)	(28,194)
A&G-Employee pensions and bene - OPEB Benefits Variance 9260-01207	9260-01207	9260	(42,534)	-0.74%	(20,745)	(579)	(149)	(10,101)	(17,411)	6,451	(14,591)	(13,810)	(13,284)	(14,200)	(13,030)
A&G-Injuries & damages - Workers Comp Benefits Variance 9250-01208	9250-01208	9250	(18,105)	-0.32%	(284)	859	(16,393)	1,348	933	(4,568)	(6,211)	(5,878)	(5,654)	(6,044)	(5,546)
A&G-Injuries & damages - Workers Comp Benefits Load 9250-01221	9250-01221	9250	50,142	0.88%	9,157	7,949	7,972	8,487	8,861	7,717	17,201	16,280	15,660	16,740	15,361
A&G-Employee pensions and bene - Medical Benefits Load 9260-01251	9260-01251	9260	5,079,040	88.94%	898,382	803,103	802,528	858,680	906,068	810,278	1,742,319	1,649,027	1,586,234	1,695,623	1,555,936
A&G-Employee pensions and bene - Medical Benefits Variance 9260-01252	9260-01252	9260	(1,147,324)	-20.09%	216,549	(163,641)	(153,881)	(372,047)	(746,452)	72,147	(393,579)	(372,505)	(358,321)	(383,031)	(351,477)
A&G-Employee pensions and bene - Medical Benefits Projects 9260-01253	9260-01253	9260	6,493	0.11%	622	315	1,524	1,612	1,240	1,180	2,227	2,108	2,028	2,168	1,989
A&G-Employee pensions and bene - ESOP Benefits Load 9260-01257	9260-01257	9260	1,253,942	21.96%	221,770	198,302	198,133	211,996	223,695	200,046	430,153	407,121	391,618	418,625	384,138
A&G-Employee pensions and bene - ESOP Benefits Variance 9260-01258	9260-01258	9260	(219,391)	-3.84%	(47,452)	(47,245)	(26,511)	(55,755)	(8,839)	(33,589)	(75,260)	(71,230)	(68,518)	(73,243)	(67,209)
A&G-Employee pensions and bene - ESOP Benefits Projects 9260-01259	9260-01259	9260	1,598	0.03%	154	73	376	398	306	291	548	519	499	534	490
A&G-Employee pensions and bene - Other Benefits Variance 9260-01261	9260-01261	9260	(19,137)	-0.34%	(102,317)	12,152	69,232	7,032	6,957	(12,193)	(6,565)	(6,213)	(5,977)	(6,389)	(5,863)
A&G-Employee pensions and bene - RSP FACC Benefits Load 9260-01263	9260-01263	9260	644,227	11.28%	113,937	101,880	101,793	108,915	114,926	102,776	220,996	209,163	201,198	215,073	197,355
A&G-Employee pensions and bene - RSP FACC Benefits Variance 9260-01264	9260-01264	9260	(342,814)	-6.00%	(290,716)	(21,132)	(23,015)	(33,555)	37,960	(12,356)	(117,599)	(111,302)	(107,064)	(114,448)	(105,019)
A&G-Employee pensions and bene - RSP FACC Benefits Projects 9260-01265	9260-01265	9260	821	0.01%	79	37	193	204	157	150	282	266	256	274	251
A&G-Employee pensions and bene - Life Benefits Load 9260-01266	9260-01266	9260	69,024	1.21%	12,208	10,916	10,906	11,670	12,313	11,012	23,678	22,410	21,557	23,044	21,145
A&G-Employee pensions and bene - Life Benefits Variance 9260-01267	9260-01267	9260	115,668	2.03%	(500)	1,613	56,313	18,774	17,751	21,717	39,679	37,554	36,124	38,615	35,434
A&G-Employee pensions and bene - Life Benefits Projects 9260-01268	9260-01268	9260	88	0.00%	8	4	21	22	17	16	30	29	27	29	27
A&G-Employee pensions and bene - LTD Benefits Load 9260-01269	9260-01269	9260	192,693	3.37%	34,079	30,473	30,447	32,577	34,375	30,741	66,102	62,562	60,180	64,330	59,030
A&G-Employee pensions and bene - LTD Benefits Variance 9260-01270	9260-01270	9260	(4,586)	-0.08%	(4,323)	2,629	11,279	(4,126)	(6,653)	(3,392)	(1,573)	(1,489)	(1,432)	(1,531)	(1,405)
A&G-Employee pensions and bene - LTD Benefits Projects 9260-01271	9260-01271	9260	246	0.00%	24	12	58	61	47	45	84	80	77	82	75
A&G-Employee pensions and bene - Pension Benefits Projects 9260-01291	9260-01291	9260	872	0.02%	83	46	204	215	166	158	299	283	272	291	267
A&G-Employee pensions and bene - OPEB Benefits Projects 9260-01292	9260-01292	9260	715	0.01%	68	37	167	177	136	130	245	232	223	239	219
A&G-Injuries & damages - Workers Comp Benefits Projects 9250-01293	9250-01293	9250	41	0.00%	4	2	10	10	8	7	14	13	13	14	12
A&G-Employee pensions and bene - NSC-OPEB Benefits Load 9260-01294	9260-01294	9260	(701,747)	-12.29%	(124,110)	(110,976)	(110,882)	(118,640)	(125,187)	(111,952)	(240,728)	(227,838)	(219,163)	(234,276)	(214,976)
A&G-Employee pensions and bene - NSC-OPEB Benefits Variance 9260-01295	9260-01295	9260	(288,280)	-5.05%	(32,085)	(55,838)	(56,731)	(44,120)	(34,591)	(64,915)	(98,892)	(93,597)	(90,033)	(96,242)	(88,313)
A&G-Employee pensions and bene - NSC-OPEB Benefits Projects 9260-01296	9260-01296	9260	(797)	-0.01%	17	(46)	(211)	(223)	(171)	(163)	(273)	(259)	(249)	(266)	(244)
A&G-Employee pensions and bene - NSC-Pension Benefits Load 9260-01297	9260-01297	9260	(304,857)	-5.34%	(53,917)	(48,211)	(48,170)	(51,540)	(54,385)	(48,635)	(104,579)	(98,979)	(95,210)	(101,776)	(93,391)
A&G-Employee pensions and bene - NSC-Pension Benefits Variance 9260-01298	9260-01298	9260	187,332	3.28%	39,139	27,497	27,436	32,828	36,660	23,771	64,262	60,822	58,506	62,540	57,388
A&G-Employee pensions and bene - NSC-Pension Benefits Projects 9260-01299	9260-01299	9260	(325)	-0.01%	60	(24)	(99)	(105)	(81)	(77)	(112)	(106)	(102)	(109)	(100)
A&G-Outside services employed - Admin Fees Pension 9230-07496	9230-07496	9230	76,128	1.33%	9,841	10,969	7,652	8,934	30,151	8,581	26,115	24,717	23,776	25,415	23,322
Benefits			5,710,814	100.00%	**1,062,858**	945,471	1,074,791	800,052	628,055	1,199,587	**1,959,043**	**1,854,146**	**1,783,543**	**1,906,539**	**1,749,477**
			-		-	-	-	-	-	-	-	-	-	-	-
A&G-Office supplies & expense - Service Awards 9210-07421	9210-07421	9210	22,669	0.10%	(1,325)	-	-	23,995	-	-	5,433	920	837	1,930	2,373
A&G-Employee pensions and bene - Service Awards 9260-07421	9260-07421	9260	41,143	0.18%	4,650	11,180	11,418	1,331	3,831	8,733	9,861	1,670	1,519	3,503	4,307
A&G-Office supplies & expense - Uniforms 9210-07443	9210-07443	9210	5,226	0.02%	1,139	1,113	1,931	209	200	635	1,253	212	193	445	547
A&G-Employee pensions and bene - Uniforms 9260-07443	9260-07443	9260	795	0.00%	-	-	259	18	-	518	190	32	29	68	83
A&G-Employee pensions and bene - Education Assistance Program 9260-07447	9260-07447	9260	219,719	0.94%	19,975	11,952	28,451	19,343	95,896	44,102	52,663	8,921	8,114	18,705	22,999
A&G-Office supplies & expense - Non-Qual Retirment Exp 9210-07449	9210-07449	9210	-	0.00%	-	-	-	-	-	-	-	-	-	-	-
A&G-Employee pensions and bene - Variable Pay & Mgmt Incentive Plans 9260-07452	9260-07452	9260	12,144,917	51.88%	1,286,617	1,198,643	967,712	868,741	8,655,496	(832,291)	2,910,918	493,099	448,512	1,033,912	1,271,256
A&G-Employee pensions and bene - Restricted Stock - Long Term Incenti 9260-07458	9260-07458	9260	6,046,271	25.83%	379,423	354,944	379,423	368,078	3,860,579	703,824	1,449,182	245,486	223,289	514,727	632,887
A&G-Employee pensions and bene - RSU-Long Term Incentive Plan - Time 9260-07460	9260-07460	9260	2,759,290	11.79%	172,152	161,045	172,152	167,555	1,938,988	147,399	661,352	112,031	101,901	234,902	288,826
A&G-Employee pensions and bene - RSU-Managment Incentive Plan 9260-07463	9260-07463	9260	23,483	0.10%	3,619	3,386	3,619	4,239	4,381	4,239	5,629	953	867	1,999	2,458
A&G-Employee pensions and bene - Rabbi Trust Realized Gain/Loss-Div 9260-07486	9260-07486	9260	(495,168)	-2.12%	(74,853)	(73,684)	(133,010)	(78,890)	43,942	(178,673)	(118,683)	(20,104)	(18,287)	(42,154)	(51,831)
A&G-Employee pensions and bene - COLI CSV & Premiums 9260-07487	9260-07487	9260	(56,835)	-0.24%	2,899	2,851	2,804	(67,833)	3,706	(1,261)	(13,622)	(2,308)	(2,099)	(4,838)	(5,949)

A&G-Employee pensions and bene - COLI Loan Interest 9260-07488	9260-07488	9260	313,990	1.34%	51,570	51,570	51,570	53,093	53,093	53,093	75,258	12,748	11,596	26,730	32,867
A&G-Employee pensions and bene - NQ Retirement Cost 9260-07489	9260-07489	9260	(43,199)	-0.18%	(7,200)	(7,200)	(7,200)	(7,200)	(7,200)	(7,200)	(10,354)	(1,754)	(1,595)	(3,678)	(4,522)
A&G-Employee pensions and bene - NSC-NQ Retirement Cost 9260-07492	9260-07492	9260	2,036,933	8.70%	339,489	339,489	339,489	339,489	339,489	339,489	488,216	82,702	75,224	173,407	213,214
A&G-Office supplies & expense - Employee Broadcast and Publication 9210-07495	9210-07495	9210	111,485	0.48%	29,069	24,972	43	14,168	35,227	8,006	26,721	4,526	4,117	9,491	11,670
A&G-Outside services employed - Admin Fees SERP 9230-07497	9230-07497	9230	192,634	0.82%	64,283	30,953	8,837	51,334	16,338	20,888	46,171	7,821	7,114	16,399	20,164
Customer accounts-Meter readin - Misc Employee Welfare Exp 9020-07499	9020-07499	9020	70	0.00%	-	-	70	-	-	-	17	3	3	6	7
Customer accounts-Customer rec - Misc Employee Welfare Exp 9030-07499	9030-07499	9030	-	0.00%	-	-	-	-	-	-	-	-	-	-	-
Customer service-Miscellaneous - Misc Employee Welfare Exp 9100-07499	9100-07499	9100	-	0.00%	-	-	-	-	-	-	-	-	-	-	-
A&G-Administrative & general s - Misc Employee Welfare Exp 9200-07499	9200-07499	9200	103	0.00%	-	48	-	56	-	-	25	4	4	9	11
A&G-Office supplies & expense - Misc Employee Welfare Exp 9210-07499	9210-07499	9210	67,481	0.29%	24,582	8,443	7,454	6,034	9,819	11,148	16,174	2,740	2,492	5,745	7,063
A&G-Employee pensions and bene - Misc Employee Welfare Exp 9260-07499	9260-07499	9260	19,074	0.08%	4,181	-	4,291	-	5,377	5,225	4,572	774	704	1,624	1,997
A&G-Rents - Misc Employee Welfare Exp 9310-07499	9310-07499	9310	1,285	0.01%	283	128	135	209	306	224	308	52	47	109	135
Distribution-Operation supervi - Misc Employee Welfare Exp 8700-07499	8700-07499	8700	-	0.00%	-	-	-	-	-	-	-	-	-	-	-
Mains and Services Expenses - Misc Employee Welfare Exp 8740-07499	8740-07499	8740	-	0.00%	-	-	-	-	-	-	-	-	-	-	-
Employee Welfare			**23,411,367**	**100.00%**	**2,300,552**	**2,119,835**	**1,839,447**	**1,763,967**	**15,059,469**	**328,098**	**5,611,283**	**950,531**	**864,583**	**1,993,040**	**2,450,560**
			-		-	-	-	-	-	-	-	-	-	-	-
A&G-Property insurance - Blueflame Property Insurance 9240-04069	9240-04069	9240	66,130	0.21%	10,484	10,484	11,291	11,291	11,291	11,291	8,921	8,963	8,921	11,190	11,251
A&G-Injuries & damages - Insurance-Other 9250-04070	9250-04070	9250	65,456	0.21%	10,839	10,839	10,839	10,979	10,979	10,979	8,830	8,872	8,830	11,076	11,137
A&G-Injuries & damages - Insurance Reserve 9250-07115	9250-07115	9250	4,500,000	14.28%	-	4,000,000	-	-	-	500,000	607,029	609,916	607,029	761,487	765,639
A&G-Injuries & damages - Insurance - D&O 9250-07119	9250-07119	9250	1,386,309	4.40%	231,052	231,052	231,052	231,052	231,052	231,052	187,007	187,896	187,007	234,590	235,869
A&G-Office supplies & expense - Environmental & Safety 9210-07120	9210-07120	9210	51	0.00%	-	51	-	-	-	-	7	7	7	9	9
A&G-Injuries & damages - Insurance - Public Liability 9250-07121	9250-07121	9250	25,485,379	80.90%	4,247,563	4,247,563	4,247,563	4,247,563	4,247,563	4,247,563	3,437,860	3,454,210	3,437,860	4,312,619	4,336,133
Insurance			**31,503,325**	**100.00%**	**4,499,938**	**8,499,989**	**4,500,745**	**4,500,885**	**4,500,884**	**5,000,884**	**4,249,653**	**4,269,864**	**4,249,653**	**5,330,972**	**5,360,038**
			-		-	-	-	-	-	-	-	-	-	-	-
Distribution-Rents - 842 Locusview Lease Expense 8810-04308	8810-04308	8810	-	0.00%	-	-	-	-	-	-	-	-	-	-	-
Distribution-Rents - 842 Variable Real Estate Lease Expen 8810-04561	8810-04561	8810	56,588	1.57%	(2,445)	(2,735)	(2,445)	(713)	64,636	291	8,674	8,674	9,059	8,854	8,776
A&G-Rents - 842 Variable Real Estate Lease Expen 9310-04561	9310-04561	9310	706,948	19.61%	93,575	217,964	1,134	183,392	209,262	1,620	108,359	108,358	113,178	110,617	109,640
A&G-Office supplies & expense - 842 Variable Copier Lease Expense 9210-04564	9210-04564	9210	(0)	0.00%	-	-	-	(0)	-	-	(0)	(0)	(0)	(0)	(0)
Customer accounts-Operation su - 842 Variable Copier Lease Expense 9010-04564	9010-04564	9010	1,612	0.04%	142	363	256	254	294	303	247	247	258	252	250
A&G-Office supplies & expense - 842 Short Term Lease Expense 9210-04575	9210-04575	9210	-	0.00%	-	-	-	-	-	-	-	-	-	-	-
A&G-Rents - 842 Real Estate Lease Expense 9310-04578	9310-04578	9310	2,298,551	63.77%	383,092	383,092	383,092	383,092	383,092	383,092	352,314	352,313	367,984	359,656	356,481
Distribution-Rents - Non 842 Building Lease/Rents 8810-04581	8810-04581	8810	-	0.00%	-	-	-	-	-	-	-	-	-	-	-
A&G-Rents - Non 842 Building Lease/Rents 9310-04581	9310-04581	9310	13,727	0.38%	2,268	2,304	2,308	2,269	2,309	2,268	2,104	2,104	2,198	2,148	2,129
A&G-Office supplies & expense - Non 842 Building Lease/Rents 9210-04581	9210-04581	9210	-	0.00%	-	-	-	-	-	-	-	-	-	-	-
A&G-Office supplies & expense - Building Maintenance 9210-04582	9210-04582	9210	372,811	10.34%	54,433	44,627	75,435	81,602	65,053	51,660	57,143	57,143	59,685	58,334	57,819
A&G-Rents - Building Maintenance 9310-04582	9310-04582	9310	117,442	3.26%	38,677	35,082	9,404	8,820	10,942	14,516	18,001	18,001	18,802	18,376	18,214
A&G-Maintenance of general pla - Building Maintenance 9320-04582	9320-04582	9320	-	0.00%	-	-	-	-	-	-	-	-	-	-	-
A&G-Office supplies & expense - Utilities 9210-04590	9210-04590	9210	18,212	0.51%	3,433	2,865	2,719	2,942	3,450	2,804	2,792	2,791	2,916	2,850	2,825
A&G-Rents - Utilities 9310-04590	9310-04590	9310	18,441	0.51%	3,070	3,268	3,104	2,823	2,960	3,217	2,827	2,827	2,952	2,886	2,860
A&G-Office supplies & expense - Misc Rents 9210-04592	9210-04592	9210	-	0.00%	-	-	-	-	-	-	-	-	-	-	-
Rent, Maint., & Utilities			**3,604,332**	**100.00%**	**576,245**	**686,830**	**475,007**	**664,481**	**741,998**	**459,771**	**552,460**	**552,458**	**577,032**	**563,973**	**558,994**
			-		-	-	-	-	-	-	-	-	-	-	-
Mains and Services Expenses - Vehicle Lease Payments 8740-03002	8740-03002	8740	(7,801)	-8.40%	5,654	(5,955)	(7,500)	-	-	-	(1,900)	(1,896)	(1,975)	(1,652)	(1,637)
A&G-Office supplies & expense - Vehicle Expense 9210-03004	9210-03004	9210	2,291	2.47%	152	462	581	808	160	128	558	557	580	485	481
Mains expenses - Vehicle Expense 8560-03004	8560-03004	8560	3,907	4.21%	3,779	128	-	-	-	-	952	950	989	828	820
Mains and Services Expenses - Vehicle Expense 8740-03004	8740-03004	8740	55,737	60.02%	13,169	10,896	12,185	15,456	2,277	1,754	13,578	13,548	14,114	11,806	11,695
Customer accounts-Meter readin - Vehicle Expense 9020-03004	9020-03004	9020	651	0.70%	-	-	69	478	93	12	159	158	165	138	137
Mains and Services Expenses - 842 Vehicle Lease Expense 8740-03008	8740-03008	8740	45,283	48.76%	2,625	13,640	7,949	8,598	8,188	4,283	11,031	11,007	11,467	9,591	9,501
Mains and Services Expenses - 842 Variable Heavy Equip Lease Expen 8740-03009	8740-03009	8740	86	0.09%	-	-	-	-	68	18	21	21	22	18	18
Mains and Services Expenses - Equipment Lease 8740-04301	8740-04301	8740	915	0.99%	-	-	-	-	690	225	223	222	232	194	192
A&G-Office supplies & expense - Heavy Equipment 9210-04302	9210-04302	9210	-	0.00%	-	-	-	-	-	-	-	-	-	-	-
Mains and Services Expenses - Heavy Equipment 8740-04302	8740-04302	8740	5,630	6.06%	170	166	274	1,544	377	3,100	1,372	1,369	1,426	1,193	1,181
Distribution-Rents - Non-842 Heavy Equipment 8810-04309	8810-04309	8810	-	0.00%	-	-	-	-	-	-	-	-	-	-	-
Mains and Services Expenses - Non-842 Heavy Equipment 8740-04309	8740-04309	8740	321	0.35%	54	54	54	54	50	54	78	78	81	68	67
Customer accounts-Meter readin - Non 842 Fleet Lease/Rents 9020-04560	9020-04560	9020	100	0.11%	-	-	25	25	25	25	24	24	25	21	21
Mains and Services Expenses - Non 842 Fleet Lease/Rents 8740-04560	8740-04560	8740	(8,172)	-8.80%	-	650	766	(9,938)	175	175	(1,991)	(1,986)	(2,069)	(1,731)	(1,715)
Mains and Services Expenses - 842 Variable Fleet Lease Expense 8740-04563	8740-04563	8740	(6,088)	-6.56%	1,220	210	232	(11,302)	2,585	967	(1,483)	(1,480)	(1,542)	(1,290)	(1,277)
Vehicles & Equip			**92,860**	**100.00%**	**26,823**	**20,251**	**14,635**	**5,724**	**14,687**	**10,741**	**22,621**	**22,571**	**23,515**	**19,669**	**19,484**
			-		-	-	-	-	-	-	-	-	-	-	-
Distribution-Other expenses - Inventory Materials 8800-02001	8800-02001	8800	-	0.00%	-	-	-	-	-	-	-	-	-	-	-
A&G-Administrative & general s - Inventory Materials 9200-02001	9200-02001	9200	-	0.00%	-	-	-	-	-	-	-	-	-	-	-
A&G-Office supplies & expense - Inventory Materials 9210-02001	9210-02001	9210	224,495	33.28%	45,637	46,926	22,625	58,586	19,942	30,779	42,617	42,709	45,446	37,794	36,461
A&G-Outside services employed - Inventory Materials 9230-02001	9230-02001	9230	-	0.00%	-	-	-	-	-	-	-	-	-	-	-
Communication system expenses - Inventory Materials 8520-02001	8520-02001	8520	6,067	0.90%	-	6,067	-	405	(405)	-	1,152	1,154	1,228	1,021	985
Mains and Services Expenses - Inventory Materials 8740-02001	8740-02001	8740	-	0.00%	-	-	-	-	-	-	-	-	-	-	-
Mains and Services Expenses - Non-Inventory Supplies 8740-02005	8740-02005	8740	524	0.08%	-	524	-	-	-	-	99	100	106	88	85
Distribution-Other expenses - Non-Inventory Supplies 8800-02005	8800-02005	8800	-	0.00%	-	-	-	-	-	-	-	-	-	-	-
A&G-Office supplies & expense - Non-Inventory Supplies 9210-02005	9210-02005	9210	335,712	49.77%	67,101	58,971	35,285	119,029	14,360	40,966	63,730	63,868	67,960	56,518	54,524
A&G-Rents - Non-Inventory Supplies 9310-02005	9310-02005	9310	-	0.00%	-	-	-	-	-	-	-	-	-	-	-
Communication system expenses - Non-Inventory Supplies 8520-02005	8520-02005	8520	34,748	5.15%	3,864	8,167	1,746	636	17,050	3,285	6,596	6,611	7,034	5,850	5,643
Mains expenses - Non-Inventory Supplies 8560-02005	8560-02005	8560	(1,223)	-0.18%	-	-	(1,223)	-	-	-	(232)	(233)	(248)	(206)	(199)
Distribution-Operation supervi - Non-Inventory Supplies 8700-02005	8700-02005	8700	-	0.00%	-	-	-	-	-	-	-	-	-	-	-
A&G-Office supplies & expense - Purchasing Card Charges 9210-02006	9210-02006	9210	3,898	0.58%	113	320	123	2,137	1,205	-	740	742	789	656	633
Customer accounts-Operation su - Office Supplies 9010-05010	9010-05010	9010	3,692	0.55%	330	353	344	344	1,126	1,195	701	702	747	621	600
Customer accounts-Customer rec - Office Supplies 9030-05010	9030-05010	9030	90	0.01%	-	-	90	-	-	-	17	17	18	15	15
A&G-Administrative & general s - Office Supplies 9200-05010	9200-05010	9200	-	0.00%	-	-	-	-	-	-	-	-	-	-	-
A&G-Office supplies & expense - Office Supplies 9210-05010	9210-05010	9210	66,532	9.86%	8,563	6,509	9,679	19,028	10,547	12,207	12,630	12,657	13,469	11,201	10,806
A&G-Outside services employed - Office Supplies 9230-05010	9230-05010	9230	-	0.00%	-	-	-	-	-	-	-	-	-	-	-
Miscellaneous general expenses - Office Supplies 9302-05010	9302-05010	9302	-	0.00%	-	-	-	-	-	-	-	-	-	-	-
A&G-Maintenance of general pla - Office Supplies 9320-05010	9320-05010	9320	38	0.01%	38	-	-	-	-	-	7	7	8	6	6
Materials & Supplies			**674,573**	**100.00%**	**125,645**	**127,837**	**68,669**	**200,163**	**63,826**	**88,432**	**128,058**	**128,334**	**136,558**	**113,565**	**109,559**
			-		-	-	-	-	-	-	-	-	-	-	-
A&G-Maintenance of general pla - Offsite Storage 9320-04065	9320-04065	9320	93,827	0.54%	29,312	493	32,771	14,971	16,328	(50)	20,406	20,361	20,161	16,651	16,356
Mains expenses - Software Maintenance 8560-04201	8560-04201	8560	27,350	0.16%	-	-	27,066	284	21,427	(21,427)	5,948	5,935	5,877	4,854	4,768
Mains and Services Expenses - Software Maintenance 8740-04201	8740-04201	8740	-	0.00%	-	-	-	-	-	-	-	-	-	-	-
Distribution-Other expenses - Software Maintenance 8800-04201	8800-04201	8800	-	0.00%	-	-	-	-	-	-	-	-	-	-	-
A&G-Office supplies & expense - Software Maintenance 9210-04201	9210-04201	9210	14,876,484	86.33%	2,644,597	2,445,061	2,310,060	2,630,691	2,377,498	2,468,577	3,235,462	3,228,377	3,196,624	2,640,000	2,593,274
A&G-Outside services employed - Software Maintenance 9230-04201	9230-04201	9230	120,815	0.70%	19,377	19,377	19,377	19,377	19,377	23,928	26,276	26,218	25,960	21,440	21,060
Miscellaneous general expenses - Software Maintenance 9302-04201	9302-04201	9302	376,047	2.18%	65,280	55,250	42,286	43,902	124,702	44,626	81,786	81,607	80,804	66,734	65,553

A&G-Rents - Software Maintenance 9310-04201	9310-04201	9310	15,007	0.09%	-	7,050	239	2,388	5,331	-	3,264	3,257	3,225	2,663	2,616
A&G-Maintenance of general pla - Software Maintenance 9320-04201	9320-04201	9320	14,230	0.08%	3,582	1,627	674	833	5,082	2,431	3,095	3,088	3,058	2,525	2,481
Distribution-Operation supervi - IT Equipment 8700-04212	8700-04212	8700	61	0.00%	-	61	-	-	-	-	13	13	13	11	11
A&G-Office supplies & expense - IT Equipment 9210-04212	9210-04212	9210	1,659,558	9.63%	282,499	280,207	279,603	280,198	279,410	257,641	360,934	360,144	356,602	294,507	289,295
Miscellaneous general expenses - IT Equipment 9302-04212	9302-04212	9302	-	0.00%	-	-	-	-	-	-	-	-	-	-	-
A&G-Rents - IT Equipment 9310-04212	9310-04212	9310	11,155	0.06%	-	-	5,860	-	830	4,465	2,426	2,421	2,397	1,980	1,945
A&G-Maintenance of general pla - IT Equipment 9320-04212	9320-04212	9320	38,509	0.22%	353	38,158	13,280	50	(13,331)	-	8,375	8,357	8,275	6,834	6,713
Information Technologies			**17,233,043**	**100.00%**	**3,045,000**	**2,847,284**	**2,731,217**	**2,992,696**	**2,836,655**	**2,780,191**	**3,747,986**	**3,739,779**	**3,702,996**	**3,058,198**	**3,004,070**
			-		-	-	-	-	-	-	-	-	-	-	-
A&G-Office supplies & expense - Monthly Lines and service 9210-05310	9210-05310	9210	164,228	10.61%	20,281	18,407	31,267	32,234	28,937	33,102	41,486	41,311	41,698	38,472	37,954
A&G-Office supplies & expense - Long Distance 9210-05312	9210-05312	9210	4,169	0.27%	1,026	1,091	438	482	527	605	1,053	1,049	1,059	977	964
A&G-Office supplies & expense - Toll Free Long Distance 9210-05314	9210-05314	9210	9,448	0.61%	855	1,635	1,796	1,685	1,759	1,718	2,387	2,377	2,399	2,213	2,183
A&G-Office supplies & expense - Telecom Maintenance & Repair 9210-05316	9210-05316	9210	78,905	5.10%	24,362	21,010	9,189	7,180	11,064	6,101	19,932	19,848	20,034	18,484	18,235
Distribution-Other expenses - Telecom Maintenance & Repair 8800-05316	8800-05316	8800	1,666	0.11%	-	-	1,612	55	-	-	421	419	423	390	385
Communication system expenses - Telecom Maintenance & Repair 8520-05316	8520-05316	8520	1,366	0.09%	-	-	1,366	-	-	-	345	344	347	320	316
A&G-Office supplies & expense - WAN/LAN/Internet Service 9210-05331	9210-05331	9210	808,316	52.20%	137,794	118,759	140,492	133,809	136,940	140,521	204,190	203,330	205,232	189,354	186,807
Distribution-Operation supervi - WAN/LAN/Internet Service 8700-05331	8700-05331	8700	-	0.00%	-	-	-	-	-	-	-	-	-	-	-
A&G-Office supplies & expense - Cellular, radio, pager charges 9210-05364	9210-05364	9210	155,445	10.04%	25,078	1,433	52,730	24,830	25,306	26,068	39,267	39,102	39,467	36,414	35,924
A&G-Outside services employed - Cellular, radio, pager charges 9230-05364	9230-05364	9230	-	0.00%	-	-	-	-	-	-	-	-	-	-	-
A&G-Office supplies & expense - Cell service for data uses 9210-05376	9210-05376	9210	302,427	19.53%	49,398	49,185	51,856	51,325	49,947	50,715	76,396	76,075	76,786	70,846	69,893
A&G-Office supplies & expense - Cell phone equipment and accessories 9210-05377	9210-05377	9210	22,191	1.43%	1,805	1,333	7,992	4,724	4,756	1,581	5,606	5,582	5,634	5,198	5,128
A&G-Office supplies & expense - Audio Conference 9210-05390	9210-05390	9210	249	0.02%	249	-	-	-	-	-	63	63	63	58	58
Telecom			**1,548,410**	**100.00%**	**260,849**	**212,852**	**298,739**	**256,323**	**259,236**	**260,411**	**391,146**	**389,499**	**393,142**	**362,726**	**357,847**
			-		-	-	-	-	-	-	-	-	-	-	-
A&G-Office supplies & expense - Required By Law, Safety 9210-04002	9210-04002	9210	35	0.03%	-	-	-	-	-	35	48	48	49	5	3
Distribution-Operation supervi - Required By Law, Safety 8700-04002	8700-04002	8700	1,385	1.06%	-	517	-	-	840	28	1,896	1,904	1,934	206	136
A&G-Maintenance of general pla - Promo Other, Misc 9320-04021	9320-04021	9320	-	0.00%	-	-	-	-	-	-	-	-	-	-	-
Sales-Demonstrating and sellin - Promo Other, Misc 9120-04021	9120-04021	9120	-	0.00%	-	-	-	-	-	-	-	-	-	-	-
A&G-Office supplies & expense - Promo Other, Misc 9210-04021	9210-04021	9210	53,509	41.03%	-	245	8	50,588	2,668	-	73,227	73,535	74,682	7,944	5,236
A&G-Office supplies & expense - Community Rel&Trade Shows 9210-04040	9210-04040	9210	1,256	0.96%	-	53	885	-	-	318	1,719	1,726	1,753	187	123
A&G-Office supplies & expense - Advertising 9210-04044	9210-04044	9210	-	0.00%	-	-	-	-	-	-	-	-	-	-	-
Sales-Demonstrating and sellin - Advertising 9120-04044	9120-04044	9120	65,144	49.96%	10,943	10,943	13,519	5,783	10,943	13,011	89,148	89,523	90,920	9,671	6,374
Sales-Demonstrating and sellin - Customer Relations & Assist 9120-04046	9120-04046	9120	465	0.36%	-	-	-	465	-	-	637	639	649	69	46
A&G-Office supplies & expense - Customer Relations & Assist 9210-04046	9210-04046	9210	8,610	6.60%	1,327	7,608	(2,496)	937	834	399	11,782	11,832	12,016	1,278	842
Marketing			**130,404**	**100.00%**	**12,270**	**19,367**	**11,916**	**57,774**	**15,285**	**13,792**	**178,457**	**179,207**	**182,003**	**19,360**	**12,760**
			-		-	-	-	-	-	-	-	-	-	-	-
Miscellaneous general expenses - Director's Fees 9302-04111	9302-04111	9302	1,083,393	25.68%	364,131	-	-	364,131	-	355,131	36,188	41,825	253,091	240,062	64,466
Miscellaneous general expenses - Board Meeting Expenses 9302-04112	9302-04112	9302	-	0.00%	-	-	-	-	-	-	-	-	-	-	-
Miscellaneous general expenses - Directors Retirement Expenses 9302-04113	9302-04113	9302	1,848,938	43.83%	-	-	1,675,250	-	(4,591)	178,279	61,760	71,379	431,930	409,695	110,019
Miscellaneous general expenses - Newswire/Blast Fax/Mail List 9302-04120	9302-04120	9302	40,907	0.97%	5,159	6,029	7,258	4,781	8,961	8,720	1,366	1,579	9,556	9,064	2,434
A&G-Office supplies & expense - Newswire/Blast Fax/Mail List 9210-04120	9210-04120	9210	30,664	0.73%	-	28,147	-	1,020	1,497	-	1,024	1,184	7,163	6,795	1,825
A&G-Office supplies & expense - Inv Relations/Bnkg Inst 9210-04121	9210-04121	9210	87,408	2.07%	12,782	22,636	12,556	12,782	13,506	13,144	2,920	3,374	20,419	19,368	5,201
A&G-Office supplies & expense - Annual Report Design, Printing & Dis 9210-04122	9210-04122	9210	9,770	0.23%	-	-	-	-	9,770	-	326	377	2,282	2,165	581
Sales-Demonstrating and sellin - Annual Report Design, Printing & Dis 9120-04122	9120-04122	9120	-	0.00%	-	-	-	-	-	-	-	-	-	-	-
Miscellaneous general expenses - Proxy Solicitation Exp 9302-04125	9302-04125	9302	472,365	11.20%	310,145	35,137	23,473	100,242	3,368	-	15,778	18,236	110,349	104,669	28,107
Miscellaneous general expenses - Transfer Agent Administration 9302-04126	9302-04126	9302	-	0.00%	-	-	-	-	-	-	-	-	-	-	-
Miscellaneous general expenses - Tr & Reg of Bonds/Debt Fee 9302-04127	9302-04127	9302	459,971	10.90%	117,171	78,976	47,885	85,493	47,885	82,562	15,364	17,757	107,454	101,922	27,370
Miscellaneous general expenses - NYSE Fees & Exps 9302-04129	9302-04129	9302	82,579	1.96%	119	553	20,519	20,502	20,499	20,387	2,758	3,188	19,291	18,298	4,914
Customer accounts-Customer rec - Bank Service Charge 9030-04130	9030-04130	9030	32,940	0.78%	29	4,854	6,792	6,382	7,757	7,127	1,100	1,272	7,695	7,299	1,960
Miscellaneous general expenses - Reimbursement of Fraud Payments 9302-04135	9302-04135	9302	-	0.00%	-	-	-	-	-	-	-	-	-	-	-
Miscellaneous general expenses - Analyst Activities 9302-04140	9302-04140	9302	6,910	0.16%	3,455	-	-	3,455	-	-	231	267	1,614	1,531	411
A&G-Office supplies & expense - Web Site 9210-04141	9210-04141	9210	2,771	0.07%	2,584	-	-	109	79	-	93	107	647	614	165
A&G-Office supplies & expense - Printing/Slides/Graphics 9210-04145	9210-04145	9210	110	0.00%	-	35	75	-	-	-	4	4	26	24	7
Miscellaneous general expenses - Printing/Slides/Graphics 9302-04145	9302-04145	9302	60,173	1.43%	-	-	-	60,173	-	-	2,010	2,323	14,057	13,333	3,580
Directors & Shareholders &PR			**4,218,900**	**100.00%**	**815,575**	**176,368**	**1,793,807**	**659,071**	**108,730**	**665,351**	**140,923**	**162,873**	**985,577**	**934,840**	**251,040**
			-		-	-	-	-	-	-	-	-	-	-	-
A&G-Office supplies & expense - Membership Fees 9210-05415	9210-05415	9210	234,583	35.83%	95,635	18,716	6,169	(149,716)	255,515	8,263	41,773	25,781	62,091	46,805	26,241
A&G-Outside services employed - Membership Fees 9230-05415	9230-05415	9230	-	0.00%	-	-	-	-	-	-	-	-	-	-	-
Miscellaneous general expenses - Membership Fees 9302-05415	9302-05415	9302	8,271	1.26%	-	-	-	-	8,271	-	1,473	909	2,189	1,650	925
A&G-Office supplies & expense - Club Dues - Nondeductible 9210-05416	9210-05416	9210	150	0.02%	150	-	-	-	-	-	27	17	40	30	17
A&G-Office supplies & expense - Club Dues - Deductible 9210-05417	9210-05417	9210	30,738	4.69%	19,404	6,100	65	-	2,500	2,669	5,474	3,378	8,136	6,133	3,438
Sales-Demonstrating and sellin - Association Dues 9120-07510	9120-07510	9120	-	0.00%	-	-	-	-	-	-	-	-	-	-	-
A&G-Office supplies & expense - Association Dues 9210-07510	9210-07510	9210	339,677	51.88%	47,999	45,104	45,104	45,104	45,104	111,261	60,488	37,331	89,907	67,773	37,997
Miscellaneous general expenses - Association Dues 9302-07510	9302-07510	9302	41,293	6.31%	3,867	21,959	3,867	3,867	3,867	3,867	7,353	4,538	10,930	8,239	4,619
Dues & Membership Fees			**654,712**	**100.00%**	**167,055**	**91,880**	**55,205**	**(100,745)**	**315,257**	**126,060**	**116,588**	**71,954**	**173,292**	**130,630**	**73,238**
			-		-	-	-	-	-	-	-	-	-	-	-
Mains and Services Expenses - Postage/Delivery Services 8740-05111	8740-05111	8740	79	0.04%	-	-	79	-	-	-	15	15	15	15	15
Distribution-Other expenses - Postage/Delivery Services 8800-05111	8800-05111	8800	26	0.01%	-	26	-	-	-	-	5	5	5	5	5
A&G-Administrative & general s - Postage/Delivery Services 9200-05111	9200-05111	9200	-	0.00%	-	-	-	-	-	-	-	-	-	-	-
A&G-Office supplies & expense - Postage/Delivery Services 9210-05111	9210-05111	9210	145,635	66.17%	15,089	30,884	42,723	15,712	17,146	24,081	27,913	27,582	27,844	28,413	28,083
A&G-Outside services employed - Postage/Delivery Services 9230-05111	9230-05111	9230	1,271	0.58%	-	699	-	-	-	572	244	241	243	248	245
Miscellaneous general expenses - Postage/Delivery Services 9302-05111	9302-05111	9302	-	0.00%	-	-	-	-	-	-	-	-	-	-	-
A&G-Maintenance of general pla - Postage/Delivery Services 9320-05111	9320-05111	9320	338	0.15%	-	79	70	45	163	(18)	65	64	65	66	65
A&G-Office supplies & expense - 842 Copier Lease Expense 9210-05215	9210-05215	9210	78,042	35.46%	14,471	14,647	14,206	14,189	14,348	6,181	14,958	14,781	14,921	15,226	15,049
Customer accounts-Operation su - 842 Copier Lease Expense 9010-05215	9010-05215	9010	(5,304)	-2.41%	(472)	(717)	(599)	(598)	(1,420)	(1,498)	(1,017)	(1,004)	(1,014)	(1,035)	(1,023)
Print & Postages			**220,088**	**100.00%**	**29,089**	**45,618**	**56,478**	**29,348**	**30,237**	**29,318**	**42,183**	**41,683**	**42,078**	**42,939**	**42,439**
			-		-	-	-	-	-	-	-	-	-	-	-
A&G-Office supplies & expense - Misc - Nondeductible 9210-05410	9210-05410	9210	-	0.00%	-	-	-	-	-	-	-	-	-	-	-
Customer accounts-Meter readin - Meals and Entertainment 9020-05411	9020-05411	9020	38	0.00%	38	-	-	-	-	-	8	7	9	6	6
Customer accounts-Customer rec - Meals and Entertainment 9030-05411	9030-05411	9030	2,527	0.25%	-	-	-	2,419	108	-	505	478	603	408	396
A&G-Administrative & general s - Meals and Entertainment 9200-05411	9200-05411	9200	-	0.00%	-	-	-	-	-	-	-	-	-	-	-
A&G-Office supplies & expense - Meals and Entertainment 9210-05411	9210-05411	9210	446,263	43.75%	55,313	49,744	56,104	101,161	70,572	113,368	89,267	84,468	106,417	72,047	69,877
A&G-Outside services employed - Meals and Entertainment 9230-05411	9230-05411	9230	1,274	0.12%	-	1,274	-	-	-	-	255	241	304	206	199
Miscellaneous general expenses - Meals and Entertainment 9302-05411	9302-05411	9302	-	0.00%	-	-	-	-	-	-	-	-	-	-	-
Distribution-Operation supervi - Meals and Entertainment 8700-05411	8700-05411	8700	1,243	0.12%	-	-	-	1,147	-	97	249	235	297	201	195
Mains and Services Expenses - Meals and Entertainment 8740-05411	8740-05411	8740	368	0.04%	-	279	-	-	-	89	74	70	88	59	58
A&G-Office supplies & expense - Spousal & Dependent Travel 9210-05412	9210-05412	9210	380	0.04%	121	180	-	79	-	-	76	72	91	61	59
Distribution-Operation supervi - Transportation 8700-05413	8700-05413	8700	1,111	0.11%	-	-	-	868	242	-	222	210	265	179	174
Mains and Services Expenses - Transportation 8740-05413	8740-05413	8740	2,521	0.25%	-	2,501	20	-	-	-	504	477	601	407	395

Customer accounts-Customer rec - Transportation 9030-05413	9030-05413	9030	813	0.08%	-	-	-	-	813	-	163	154	194	131	127
A&G-Office supplies & expense - Transportation 9210-05413	9210-05413	9210	249,239	24.44%	26,725	31,614	42,547	50,738	58,158	39,457	49,856	47,175	59,434	40,238	39,026
A&G-Outside services employed - Transportation 9230-05413	9230-05413	9230	7,830	0.77%	-	7,830	-	-	-	-	1,566	1,482	1,867	1,264	1,226
A&G-Office supplies & expense - Lodging 9210-05414	9210-05414	9210	243,996	23.92%	23,281	43,770	84,100	(3,273)	47,531	48,587	48,807	46,183	58,184	39,392	38,205
A&G-Outside services employed - Lodging 9230-05414	9230-05414	9230	7,344	0.72%	-	5,360	-	-	1,984	-	1,469	1,390	1,751	1,186	1,150
Distribution-Operation supervi - Lodging 8700-05414	8700-05414	8700	1,251	0.12%	-	-	-	1,132	120	-	250	237	298	202	196
Mains and Services Expenses - Lodging 8740-05414	8740-05414	8740	1,566	0.15%	-	1,403	-	-	-	164	313	296	374	253	245
Customer accounts-Customer rec - Lodging 9030-05414	9030-05414	9030	249	0.02%	-	-	-	-	249	-	50	47	59	40	39
A&G-Administrative & general s - Misc Employee Expense 9200-05419	9200-05419	9200	105	0.01%	-	-	-	-	65	39	21	20	25	17	16
A&G-Office supplies & expense - Misc Employee Expense 9210-05419	9210-05419	9210	51,851	5.08%	-	1,360	2,605	8,360	2,859	36,668	10,372	9,814	12,364	8,371	8,119
A&G-Outside services employed - Misc Employee Expense 9230-05419	9230-05419	9230	-	0.00%	-	-	-	-	-	-	-	-	-	-	-
Travel & Entertainment			**1,019,967**	**100.00%**	**105,478**	**145,314**	**185,376**	**162,631**	**182,700**	**238,468**	**204,026**	**193,057**	**243,224**	**164,669**	**159,709**
			-		-	-	-	-	-	-	-	-	-	-	-
Customer accounts-Customer rec - Employee Development 9030-05420	9030-05420	9030	1,295	0.19%	-	-	-	-	1,295	-	230	199	499	278	168
A&G-Office supplies & expense - Employee Development 9210-05420	9210-05420	9210	198,107	29.22%	30,813	29,612	26,244	30,157	27,426	53,856	35,115	30,370	76,344	42,531	25,700
A&G-Outside services employed - Employee Development 9230-05420	9230-05420	9230	-	0.00%	-	-	-	-	-	-	-	-	-	-	-
Distribution-Other expenses - Training 8800-05421	8800-05421	8800	3,483	0.51%	-	-	-	-	-	3,483	617	534	1,342	748	452
A&G-Office supplies & expense - Training 9210-05421	9210-05421	9210	122,400	18.05%	21,644	17,971	19,339	10,249	8,897	44,300	21,696	18,764	47,169	26,277	15,879
A&G-Outside services employed - Training 9230-05421	9230-05421	9230	-	0.00%	-	-	-	-	-	-	-	-	-	-	-
Miscellaneous general expenses - Training 9302-05421	9302-05421	9302	-	0.00%	-	-	-	-	-	-	-	-	-	-	-
A&G-Office supplies & expense - Books & Manuals 9210-05424	9210-05424	9210	228,881	33.76%	33,953	20,253	26,528	36,575	65,544	46,029	40,570	35,088	88,203	49,137	29,692
Customer accounts-Customer rec - Regulatory Compliance Training 9030-05425	9030-05425	9030	219	0.03%	-	-	219	-	-	-	39	34	84	47	28
A&G-Office supplies & expense - Regulatory Compliance Training 9210-05425	9210-05425	9210	3,671	0.54%	1,300	-	361	-	1,840	170	651	563	1,414	788	476
A&G-Outside services employed - Regulatory Compliance Training 9230-05425	9230-05425	9230	-	0.00%	-	-	-	-	-	-	-	-	-	-	-
Distribution-Other expenses - Safety Training 8800-05426	8800-05426	8800	5,000	0.74%	-	-	-	-	-	5,000	886	767	1,927	1,073	649
A&G-Office supplies & expense - Safety Training 9210-05426	9210-05426	9210	95,169	14.04%	36,305	7,988	20,032	17,551	7,043	6,250	16,869	14,590	36,675	20,431	12,346
Mains and Services Expenses - Technical (Job Skills) Training 8740-05427	8740-05427	8740	-	0.00%	-	-	-	-	-	-	-	-	-	-	-
A&G-Office supplies & expense - Technical (Job Skills) Training 9210-05427	9210-05427	9210	13,881	2.05%	260	1,923	753	5,625	1,330	3,990	2,461	2,128	5,349	2,980	1,801
Miscellaneous general expenses - Technical (Job Skills) Training 9302-05427	9302-05427	9302	(2,255)	-0.33%	-	-	-	-	-	(2,255)	(400)	(346)	(869)	(484)	(293)
A&G-Office supplies & expense - Computer Skills & Systems Training 9210-05428	9210-05428	9210	8,199	1.21%	827	-	-	497	1,499	5,376	1,453	1,257	3,160	1,760	1,064
Miscellaneous general expenses - Computer Skills & Systems Training 9302-05428	9302-05428	9302	-	0.00%	-	-	-	-	-	-	-	-	-	-	-
Training			**678,050**	**100.00%**	**125,101**	**77,748**	**93,476**	**100,653**	**114,873**	**166,198**	**120,186**	**103,947**	**261,298**	**145,567**	**87,962**
			-		-	-	-	-	-	-	-	-	-	-	-
A&G-Outside services employed - Settlement 9230-05418	9230-05418	9230	2,250,000	14.77%	-	-	2,250,000	-	-	-	726,680	723,347	788,927	286,077	288,833
A&G-Office supplies & expense - Gas Supplies Services 9210-05430	9210-05430	9210	-	0.00%	-	-	-	-	-	-	-	-	-	-	-
Communication system expenses - Contract Labor 8520-06111	8520-06111	8520	8,205	0.05%	-	-	-	-	-	8,205	2,650	2,638	2,877	1,043	1,053
Distribution-Operation supervi - Contract Labor 8700-06111	8700-06111	8700	3,816	0.03%	902	-	2,914	-	-	-	1,232	1,227	1,338	485	490
Mains and Services Expenses - Contract Labor 8740-06111	8740-06111	8740	-	0.00%	-	-	-	-	-	-	-	-	-	-	-
Distribution-Other expenses - Contract Labor 8800-06111	8800-06111	8800	114,174	0.75%	21,096	11,771	-	11,088	23,784	46,436	36,875	36,706	40,033	14,517	14,657
Sales-Advertising expenses - Contract Labor 9130-06111	9130-06111	9130	3,028	0.02%	-	-	-	-	3,028	-	978	973	1,062	385	389
A&G-Administrative & general s - Contract Labor 9200-06111	9200-06111	9200	429,497	2.82%	100,360	86,008	61,798	75,050	65,014	41,267	138,714	138,078	150,596	54,609	55,135
A&G-Office supplies & expense - Contract Labor 9210-06111	9210-06111	9210	2,162,747	14.20%	206,277	339,912	406,778	333,296	342,024	534,460	698,500	695,296	758,333	274,983	277,633
A&G-Outside services employed - Contract Labor 9230-06111	9230-06111	9230	6,837,592	44.88%	1,482,622	691,151	1,057,226	1,016,599	1,069,647	1,520,347	2,208,329	2,198,201	2,397,495	869,368	877,744
Miscellaneous general expenses - Contract Labor 9302-06111	9302-06111	9302	80,245	0.53%	14,770	15,577	178	30,194	14,255	5,271	25,917	25,798	28,137	10,203	10,301
A&G-Rents - Contract Labor 9310-06111	9310-06111	9310	50,511	0.33%	7,862	20,050	5,669	3,486	5,601	7,843	16,313	16,239	17,711	6,422	6,484
A&G-Maintenance of general pla - Contract Labor 9320-06111	9320-06111	9320	188,967	1.24%	9,656	16,294	36,471	49,876	42,501	34,170	61,031	60,751	66,258	24,026	24,258
Customer accounts-Customer rec - Bill Print Fees 9030-06116	9030-06116	9030	-	0.00%	-	-	-	-	-	-	-	-	-	-	-
Miscellaneous general expenses - Legal 9302-06121	9302-06121	9302	-	0.00%	-	-	-	-	-	-	-	-	-	-	-
Mains and Services Expenses - Legal 8740-06121	8740-06121	8740	3,722	0.02%	-	3,722	-	-	-	-	1,202	1,197	1,305	473	478
A&G-Office supplies & expense - Legal 9210-06121	9210-06121	9210	45	0.00%	-	10	-	-	-	35	15	14	16	6	6
A&G-Outside services employed - Legal 9230-06121	9230-06121	9230	3,101,402	20.36%	234,886	1,915,191	(923,359)	1,023,176	292,458	559,051	1,001,656	997,062	1,087,458	394,329	398,128
Outside Services			**15,233,951**	**100.00%**	**2,078,431**	**3,099,684**	**2,897,675**	**2,542,765**	**1,858,313**	**2,757,084**	**4,920,092**	**4,897,526**	**5,341,546**	**1,936,927**	**1,955,588**
			-		-	-	-	-	-	-	-	-	-	-	-
Customer accounts-Uncollectibl - Cust Uncol Acct-Write Off 9040-09927	9040-09927	9040	-	100.00%	-	-	-	-	-	-	1,488,510	1,488,510	1,488,510	-	-
Provision for Bad Debt			-	100.00%	-	-	-	-	-	-	1,488,510	1,488,510	1,488,510	-	-
			-		-	-	-	-	-	-	-	-	-	-	-
A&G-Administrative & general s - A&G Overhead Clearing 9200-04863	9200-04863	9200	(58,349,168)	95.94%	(8,786,221)	(9,061,453)	(8,597,454)	(8,433,060)	(8,816,164)	(14,654,815)	(10,120,144)	(8,185,292)	(8,302,279)	(9,350,564)	(9,830,070)
Customer accounts-Customer rec - Misc General Expense 9030-07590	9030-07590	9030	(44)	0.00%	-	-	-	(44)	-	-	(8)	(6)	(6)	(7)	(7)
A&G-Administrative & general s - Misc General Expense 9200-07590	9200-07590	9200	1	0.00%	-	1	-	0	4	(4)	0	0	0	0	0
A&G-Office supplies & expense - Misc General Expense 9210-07590	9210-07590	9210	(107,058)	0.18%	-	-	(107,320)	-	13	249	(18,568)	(15,018)	(15,233)	(17,156)	(18,036)
A&G-Outside services employed - Misc General Expense 9230-07590	9230-07590	9230	-	0.00%	-	-	-	-	-	-	-	-	-	-	-
Miscellaneous general expenses - Misc General Expense 9302-07590	9302-07590	9302	(113,089)	0.19%	(3,406)	(131,660)	(40,492)	57,633	4,837	-	(19,614)	(15,864)	(16,091)	(18,123)	(19,052)
A&G-Outside services employed - Reimbursements 9230-09911	9230-09911	9230	(2,250,000)	3.70%	-	-	(2,250,000)	-	-	-	(390,242)	(315,633)	(320,144)	(360,567)	(379,057)
Miscellaneous			**(60,819,358)**	**100.00%**	**(8,789,627)**	**(9,193,113)**	**(10,995,266)**	**(8,375,471)**	**(8,811,310)**	**(14,654,571)**	**(10,548,577)**	**(8,531,813)**	**(8,653,753)**	**(9,746,417)**	**(10,246,222)**
			-		-	-	-	-	-	-	-	-	-	-	-
Total O&M Expenses Before Allocations					11,531,273	14,547,396	9,749,868	11,131,733	23,056,539	4,064,712	19,472,282	16,319,007	17,374,781	13,171,166	11,632,020
					-	-	-	-	-	-	-	-	-	(147,113)	(147,113)
					-	-	-	-	-	-	-	-	-	-	-
Cloud Computing Adj														(147,113)	(147,113)
Div 2 gross expenses					11,531,273	14,547,396	9,749,868	11,131,733	23,056,539	4,064,712	19,472,282	16,319,007	17,374,781	13,171,166	11,632,020
Div 12 gross expenses					5,518,126	4,953,330	4,747,446	5,206,149	5,663,872	4,469,031	4,551,309	4,267,010	4,088,246	5,205,494	4,851,147
SSU Capital Credits					8,786,221	9,061,453	8,597,454	8,433,060	8,816,164	14,654,815	10,120,144	8,185,292	8,302,279	9,350,564	9,830,070
pre-capitalization totals					25,835,621	28,562,180	23,094,768	24,770,942	37,536,575	23,188,559	34,143,735	28,771,310	29,765,307	27,727,225	26,313,236
effective average cap rate					34.01%	31.73%	37.23%	34.04%	23.49%	63.20%	29.64%	28.45%	27.89%	33.72%	37.36%

Table of values by FERC account:	*Col. #:*	*1*	*2*	*3*	*4*	*5*	*6*	*7*	*8*	*9*	*10*	*11*	*12*	*13*
		8140		0	0	0	0	0	0	0	0	0	0	0
		8150		0	0	0	0	0	0	0	0	0	0	0
		8160		0	0	0	0	0	0	0	0	0	0	0
		8170		0	0	0	0	0	0	0	0	0	0	0
		8180		0	0	0	0	0	0	0	0	0	0	0
		8190		0	0	0	0	0	0	0	0	0	0	0

8200	0	0	0	0	0	0	0	0	0	0	0
8210	0	0	0	0	0	0	0	0	0	0	0
8240	0	0	0	0	0	0	0	0	0	0	0
8250	0	0	0	0	0	0	0	0	0	0	0
8310	0	0	0	0	0	0	0	0	0	0	0
8320	0	0	0	0	0	0	0	0	0	0	0
8340	0	0	0	0	0	0	0	0	0	0	0
8350	0	0	0	0	0	0	0	0	0	0	0
8360	0	0	0	0	0	0	0	0	0	0	0
8400	0	0	0	0	0	0	0	0	0	0	0
8410	0	0	0	0	0	0	0	0	0	0	0
8470	0	0	0	0	0	0	0	0	0	0	0
8500	0	0	0	0	0	0	0	0	0	0	0
8520	3,864	14,234	3,112	1,040	16,645	11,489	10,743	10,746	11,486	8,234	7,998
8560	3,779	128	25,843	284	21,427	(21,427)	6,668	6,652	6,619	5,475	5,389
8570	0	0	0	0	0	0	0	0	0	0	0
8580	0	0	0	0	0	0	0	0	0	0	0
8590	0	0	0	0	0	0	0	0	0	0	0
8600	0	0	0	0	0	0	0	0	0	0	0
8620	0	0	0	0	0	0	0	0	0	0	0
8630	0	0	0	0	0	0	0	0	0	0	0
8640	0	0	0	0	0	0	0	0	0	0	0
8650	0	0	0	0	0	0	0	0	0	0	0
8670	0	0	0	0	0	0	0	0	0	0	0
8700	737	578	2,914	3,147	1,202	125	3,828	3,793	4,113	1,248	1,168
8710	0	0	0	0	0	0	0	0	0	0	0
8711	0	0	0	0	0	0	0	0	0	0	0
8720	0	0	0	0	0	0	0	0	0	0	0
8740	22,891	28,090	14,060	4,412	14,987	10,745	23,241	23,135	24,339	19,599	19,399
8750	0	0	0	0	0	0	0	0	0	0	0
8760	0	0	0	0	0	0	0	0	0	0	0
8770	0	0	0	0	0	0	0	0	0	0	0
8780	0	0	0	0	0	0	0	0	0	0	0
8790	0	0	0	0	0	0	0	0	0	0	0
8800	21,096	11,797	1,612	11,143	23,784	54,919	38,804	38,430	43,731	16,733	16,147
8810	(2,445)	(2,735)	(2,445)	(713)	64,636	291	8,674	8,674	9,059	8,854	8,776
8850	0	0	0	0	0	0	0	0	0	0	0
8860	0	0	0	0	0	0	0	0	0	0	0
8870	0	0	0	0	0	0	0	0	0	0	0
8890	0	0	0	0	0	0	0	0	0	0	0
8900	0	0	0	0	0	0	0	0	0	0	0
8910	0	0	0	0	0	0	0	0	0	0	0
8920	0	0	0	0	0	0	0	0	0	0	0
8930	0	0	0	0	0	0	0	0	0	0	0
8940	0	0	0	0	0	0	0	0	0	0	0
8950	0	0	0	0	0	0	0	0	0	0	0
9010	0	0	0	0	0	0	(69)	(55)	(9)	(161)	(173)
9020	16,485	7,957	10,971	8,677	10,686	12,176	14,235	13,438	12,934	14,304	13,144
9030	35,979	37,899	40,030	43,255	46,288	38,622	45,389	43,073	48,441	51,830	42,764
9040	0	0	0	0	0	0	1,488,510	1,488,510	1,488,510	0	0
9070	0	0	0	0	0	0	0	0	0	0	0
9080	0	0	0	0	0	0	0	0	0	0	0
9090	0	0	0	0	0	0	0	0	0	0	0
9100	0	0	0	0	0	0	0	0	0	0	0
9110	0	0	0	0	0	0	0	0	0	0	0
9120	10,943	10,943	13,519	6,249	10,943	13,011	89,785	90,162	91,569	9,740	6,420
9130	0	0	0	0	3,028	0	978	973	1,062	385	389
9160	0	0	0	0	0	0	0	0	0	0	0
9200	(3,648,235)	(4,393,070)	(3,932,316)	(3,531,608)	(3,661,276)	(10,063,608)	(3,892,474)	(2,297,767)	(2,624,979)	(3,161,136)	(4,143,749)
9210	4,067,102	3,851,892	3,738,665	4,077,436	4,073,809	4,244,110	5,455,488	5,337,953	5,703,987	4,246,589	4,051,580
9220	0	0	0	0	0	0	0	0	0	0	0
9230	1,811,009	2,683,363	169,560	2,119,421	1,429,956	2,133,367	3,648,601	3,665,165	4,014,826	1,255,448	1,253,090
9240	10,484	10,484	11,291	11,291	11,291	11,291	8,921	8,963	8,921	11,190	11,251
9250	4,498,331	8,498,263	4,481,043	4,499,439	4,499,395	4,992,750	4,251,729	4,271,309	4,250,743	5,330,481	5,358,605
9260	3,226,662	2,979,869	2,896,528	2,449,237	15,585,681	1,475,047	7,437,106	2,753,266	2,599,525	3,829,321	4,124,919
9270	0	0	0	0	0	0	0	0	0	0	0
9280	0	0	0	0	0	0	0	0	0	0	0
9290	0	0	0	0	0	0	0	0	0	0	0
9301	0	0	0	0	0	0	0	0	0	0	0
9302	880,822	82,116	1,781,273	776,770	232,679	698,027	233,231	254,387	1,053,587	968,064	304,521
9310	528,828	668,938	410,944	586,479	620,633	417,245	505,916	505,571	528,494	504,857	500,504
9320	42,942	56,650	83,265	65,776	50,744	36,532	92,979	92,628	97,824	50,108	49,879
	11,531,273	14,547,396	9,749,868	11,131,733	23,056,539	4,064,712	19,472,282	16,319,007	17,374,781	13,171,166	11,632,020
	-	-	-	-	-	-	-	-	-	147,113	147,113

										3.5%	3.5%	3.5%	3.5%	3.5%	3.5%		
41.0%	41.0%	41.1%	41.0%	40.9%	40.8%	40.9%	40.8%	40.9%	40.9%	26.2%	26.2%	26.2%	26.2%	26.2%	26.2%		
				Test Year													
									<== Budget	Forecast ==>					<== Forecast		
2024 December	2025 January	2025 February	2025 March	2025 April	2025 May	2025 June	2025 July	2025 August	2025 September	2025 October	2025 November	2025 December	2026 January	2026 February	2026 March	Base	Test
13,628	14,287	12,380	12,986	13,652	13,659	13,025	14,302	13,042	13,667	14,637	13,436	14,105	14,787	12,813	13,441		
41,968	43,998	38,124	39,991	42,041	42,064	40,111	44,045	40,162	42,089	45,076	41,375	43,437	45,538	39,458	41,391		
5,897,814	6,183,065	5,357,561	5,620,054	5,908,129	5,911,323	5,636,824	6,189,682	5,643,999	5,914,794	6,334,576	5,814,540	6,104,237	6,399,473	5,545,075	5,816,756		
-	-	-	-	-	-	-	-	-	-	-	-	-	-	-	-		
102	107	93	97	102	102	97	107	98	102	110	101	106	111	96	101		
249,740	261,818	226,863	237,978	250,176	250,312	238,688	262,099	238,992	250,459	268,234	246,213	258,480	270,982	234,803	246,307		
(10,466)	(10,972)	(9,507)	(9,973)	(10,484)	(10,490)	(10,003)	(10,984)	(10,016)	(10,496)	(11,241)	(10,318)	(10,832)	(11,356)	(9,840)	(10,322)		
(8,971)	(9,405)	(8,149)	(8,548)	(8,987)	(8,991)	(8,574)	(9,415)	(8,585)	(8,997)	(9,635)	(8,844)	(9,285)	(9,734)	(8,434)	(8,848)		
-	-	-	-	-	-	-	-	-	-	-	-	-	-	-	-		
(232,176)	(243,406)	(210,908)	(221,242)	(232,582)	(232,708)	(221,902)	(243,666)	(222,184)	(232,845)	(249,370)	(228,898)	(240,302)	(251,925)	(218,290)	(228,985)		
-	-	-	-	-	-	-	-	-	-	-	-	-	-	-	-		
6,173	6,471	5,607	5,882	6,183	6,187	5,899	6,478	5,907	6,190	6,630	6,085	6,389	6,698	5,803	6,088		
80	83	72	76	80	80	76	84	76	80	85	78	82	86	75	78		
1,155	1,211	1,049	1,100	1,157	1,157	1,104	1,212	1,105	1,158	1,240	1,139	1,195	1,253	1,086	1,139		
(34)	(36)	(31)	(32)	(34)	(34)	(32)	(36)	(32)	(34)	(36)	(33)	(35)	(37)	(32)	(33)		
-	-	-	-	-	-	-	-	-	-	-	-	-	-	-	-		
(9)	(9)	(8)	(9)	(9)	(9)	(9)	(9)	(9)	(9)	(10)	(9)	(9)	(10)	(8)	(9)		
65	68	59	62	65	65	62	68	62	65	70	64	67	70	61	64		
7,734	8,108	7,025	7,369	7,747	7,751	7,391	8,116	7,401	7,756	8,306	7,624	8,004	8,391	7,271	7,627		
-	-	-	-	-	-	-	-	-	-	-	-	-	-	-	-		
69	72	63	66	69	69	66	72	66	69	74	68	71	75	65	68		
-	-	-	-	-	-	-	-	-	-	-	-	-	-	-	-		
124,194	130,201	112,818	118,345	124,411	124,479	118,698	130,340	118,849	124,552	133,391	122,441	128,541	134,758	116,766	122,487		
8,971	9,405	8,149	8,548	8,987	8,991	8,574	9,415	8,585	8,997	9,635	8,844	9,285	9,734	8,434	8,848		
10,466	10,972	9,507	9,973	10,484	10,490	10,003	10,984	10,016	10,496	11,241	10,318	10,832	11,356	9,840	10,322		
-	-	-	-	-	-	-	-	-	-	-	-	-	-	-	-		
(141,757)	(148,614)	(128,772)	(135,081)	(142,005)	(142,082)	(135,484)	(148,773)	(135,657)	(142,166)	(152,255)	(139,756)	(146,719)	(153,815)	(133,279)	(139,809)		
1,155	1,211	1,049	1,100	1,157	1,157	1,104	1,212	1,105	1,158	1,240	1,139	1,195	1,253	1,086	1,139		
925	970	840	881	926	927	884	971	885	927	993	912	957	1,003	870	912		
(1,155)	(1,211)	(1,049)	(1,100)	(1,157)	(1,157)	(1,104)	(1,212)	(1,105)	(1,158)	(1,240)	(1,139)	(1,195)	(1,253)	(1,086)	(1,139)		
(925)	(970)	(840)	(881)	(926)	(927)	(884)	(971)	(885)	(927)	(993)	(912)	(957)	(1,003)	(870)	(912)		
-	-	-	-	-	-	-	-	-	-	-	-	-	-	-	-		
5,968,743	**6,257,425**	**5,421,993**	**5,687,643**	**5,979,182**	**5,982,415**	**5,704,615**	**6,264,121**	**5,711,876**	**5,985,928**	**6,410,758**	5,884,468	6,177,649	6,476,435	5,611,763	**5,886,711**	64,346,777	72,075,921
-	-	-	-	-	-	-	-	-	-	-	-	-	-	-	-		
211,432	221,722	192,634	201,722	211,671	211,276	202,022	221,284	202,090	211,587	218,914	200,880	211,432	221,722	192,634	201,722		
179,902	188,658	163,908	171,640	180,106	179,770	171,896	188,286	171,954	180,034	186,269	170,924	179,902	188,658	163,908	171,640		
(29,675)	(31,119)	(27,037)	(28,312)	(29,708)	(29,653)	(28,354)	(31,058)	(28,364)	(29,697)	(30,725)	(28,194)	(29,675)	(31,119)	(27,037)	(28,312)		
(13,715)	(14,382)	(12,495)	(13,085)	(13,730)	(13,704)	(13,104)	(14,354)	(13,109)	(13,725)	(14,200)	(13,030)	(13,715)	(14,382)	(12,495)	(13,085)		
(5,838)	(6,122)	(5,319)	(5,570)	(5,844)	(5,834)	(5,578)	(6,110)	(5,580)	(5,842)	(6,044)	(5,546)	(5,838)	(6,122)	(5,319)	(5,570)		
16,167	16,954	14,730	15,425	16,186	16,156	15,448	16,921	15,453	16,179	16,740	15,361	16,167	16,954	14,730	15,425		
1,637,668	1,717,372	1,492,068	1,562,459	1,639,520	1,636,460	1,564,785	1,713,984	1,565,315	1,638,868	1,695,623	1,555,936	1,637,668	1,717,372	1,492,068	1,562,459		
(369,939)	(387,944)	(337,049)	(352,950)	(370,358)	(369,666)	(353,475)	(387,179)	(353,595)	(370,210)	(383,031)	(351,477)	(369,939)	(387,944)	(337,049)	(352,950)		
2,093	2,195	1,907	1,997	2,096	2,092	2,000	2,191	2,001	2,095	2,168	1,989	2,093	2,195	1,907	1,997		
404,317	423,994	368,370	385,749	404,774	404,018	386,323	423,158	386,454	404,613	418,625	384,138	404,317	423,994	368,370	385,749		
(70,740)	(74,183)	(64,450)	(67,491)	(70,820)	(70,688)	(67,592)	(74,036)	(67,614)	(70,792)	(73,243)	(67,209)	(70,740)	(74,183)	(64,450)	(67,491)		
515	540	470	492	516	515	492	539	493	516	534	490	515	540	470	492		
(6,171)	(6,471)	(5,622)	(5,887)	(6,178)	(6,166)	(5,896)	(6,458)	(5,898)	(6,175)	(6,389)	(5,863)	(6,171)	(6,471)	(5,622)	(5,887)		
207,722	217,832	189,254	198,183	207,957	207,569	198,478	217,402	198,545	207,875	215,073	197,355	207,722	217,832	189,254	198,183		
(110,536)	(115,915)	(100,708)	(105,460)	(110,661)	(110,454)	(105,617)	(115,687)	(105,652)	(110,617)	(114,448)	(105,019)	(110,536)	(115,915)	(100,708)	(105,460)		
265	277	241	252	265	264	253	277	253	265	274	251	265	277	241	252		
22,256	23,339	20,277	21,234	22,281	22,240	21,265	23,293	21,273	22,272	23,044	21,145	22,256	23,339	20,277	21,234		
37,296	39,111	33,980	35,583	37,338	37,268	35,636	39,034	35,648	37,323	38,615	35,434	37,296	39,111	33,980	35,583		
28	30	26	27	28	28	27	30	27	28	29	27	28	30	26	27		
62,131	65,155	56,607	59,278	62,202	62,085	59,366	65,027	59,386	62,177	64,330	59,030	62,131	65,155	56,607	59,278		
(1,479)	(1,551)	(1,347)	(1,411)	(1,480)	(1,478)	(1,413)	(1,548)	(1,413)	(1,480)	(1,531)	(1,405)	(1,479)	(1,551)	(1,347)	(1,411)		
79	83	72	76	80	79	76	83	76	79	82	75	79	83	72	76		
281	295	256	268	281	281	269	294	269	281	291	267	281	295	256	268		
231	242	210	220	231	230	220	241	220	231	239	219	231	242	210	220		
13	14	12	12	13	13	13	14	13	13	14	12	13	14	12	12		
(226,269)	(237,281)	(206,152)	(215,878)	(226,525)	(226,102)	(216,199)	(236,813)	(216,272)	(226,435)	(234,276)	(214,976)	(226,269)	(237,281)	(206,152)	(215,878)		
(92,952)	(97,476)	(84,688)	(88,683)	(93,057)	(92,883)	(88,815)	(97,284)	(88,845)	(93,020)	(96,242)	(88,313)	(92,952)	(97,476)	(84,688)	(88,683)		
(257)	(269)	(234)	(245)	(257)	(257)	(246)	(269)	(246)	(257)	(266)	(244)	(257)	(269)	(234)	(245)		
(98,297)	(103,081)	(89,558)	(93,783)	(98,408)	(98,225)	(93,923)	(102,878)	(93,954)	(98,369)	(101,776)	(93,391)	(98,297)	(103,081)	(89,558)	(93,783)		
60,403	63,342	55,032	57,629	60,471	60,358	57,714	63,217	57,734	60,447	62,540	57,388	60,403	63,342	55,032	57,629		
(105)	(110)	(96)	(100)	(105)	(105)	(100)	(110)	(100)	(105)	(109)	(100)	(105)	(110)	(96)	(100)		
24,547	25,741	22,364	23,419	24,574	24,528	23,454	25,690	23,462	24,565	25,415	23,322	24,547	25,741	22,364	23,419		
1,841,375	**1,930,993**	**1,677,664**	**1,756,811**	**1,843,458**	**1,840,016**	**1,759,426**	**1,927,184**	**1,760,022**	**1,842,724**	1,906,539	1,749,477	1,841,375	1,930,993	1,677,664	1,756,811	16,804,937	21,835,688
-	-	-	-	-	-	-	-	-	-	-	-	-	-	-	-		
2,407	2,596	2,459	2,229	1,947	5,584	2,857	5,293	629	541	1,930	2,373	2,407	2,596	2,459	2,229		
4,368	4,711	4,463	4,045	3,534	10,135	5,186	9,606	1,141	982	3,503	4,307	4,368	4,711	4,463	4,045		
555	598	567	514	449	1,287	659	1,220	145	125	445	547	555	598	567	514		
84	91	86	78	68	196	100	186	22	19	68	83	84	91	86	78		
23,327	25,157	23,834	21,604	18,875	54,124	27,694	51,300	6,093	5,247	18,705	22,999	23,327	25,157	23,834	21,604		
-	-	-	-	-	-	-	-	-	-	-	-	-	-	-	-		
1,289,412	1,390,551	1,317,405	1,194,132	1,043,290	2,991,697	1,530,778	2,835,569	336,778	290,003	1,033,912	1,271,256	1,289,412	1,390,551	1,317,405	1,194,132		
641,926	692,277	655,862	594,491	519,395	1,489,398	762,088	1,411,670	167,663	144,376	514,727	632,887	641,926	692,277	655,862	594,491		
292,951	315,929	299,311	271,303	237,032	679,705	347,788	644,233	76,515	65,888	234,902	288,826	292,951	315,929	299,311	271,303		
2,493	2,689	2,547	2,309	2,017	5,785	2,960	5,483	651	561	1,999	2,458	2,493	2,689	2,547	2,309		
(52,571)	(56,695)	(53,713)	(48,687)	(42,537)	(121,976)	(62,412)	(115,611)	(13,731)	(11,824)	(42,154)	(51,831)	(52,571)	(56,695)	(53,713)	(48,687)		
(6,034)	(6,507)	(6,165)	(5,588)	(4,882)	(14,000)	(7,164)	(13,270)	(1,576)	(1,357)	(4,838)	(5,949)	(6,034)	(6,507)	(6,165)	(5,588)		

33,336	35,951	34,060	30,873	26,973	77,346	39,576	73,310	8,707	7,498	26,730	32,867	33,336	35,951	34,060	30,873		
(4,586)	(4,946)	(4,686)	(4,248)	(3,711)	(10,641)	(5,445)	(10,086)	(1,198)	(1,032)	(3,678)	(4,522)	(4,586)	(4,946)	(4,686)	(4,248)		
216,259	233,222	220,954	200,279	174,979	501,764	256,741	475,579	56,484	48,639	173,407	213,214	216,259	233,222	220,954	200,279		
11,836	12,765	12,093	10,962	9,577	27,462	14,052	26,029	3,091	2,662	9,491	11,670	11,836	12,765	12,093	10,962		
20,452	22,056	20,896	18,940	16,548	47,452	24,280	44,976	5,342	4,600	16,399	20,164	20,452	22,056	20,896	18,940		
7	8	8	7	6	17	9	16	2	2	6	7	7	8	8	7		
-	-	-	-	-	-	-	-	-	-	-	-	-	-	-	-		
-	-	-	-	-	-	-	-	-	-	-	-	-	-	-	-		
11	12	11	10	9	25	13	24	3	2	9	11	11	12	11	10		
7,164	7,726	7,320	6,635	5,797	16,623	8,505	15,755	1,871	1,611	5,745	7,063	7,164	7,726	7,320	6,635		
2,025	2,184	2,069	1,875	1,639	4,699	2,404	4,453	529	455	1,624	1,997	2,025	2,184	2,069	1,875		
136	147	139	126	110	317	162	300	36	31	109	135	136	147	139	126		
-	-	-	-	-	-	-	-	-	-	-	-	-	-	-	-		
-	-	-	-	-	-	-	-	-	-	-	-	-	-	-	-		
2,485,558	**2,680,520**	**2,539,519**	**2,301,891**	**2,011,116**	**5,766,999**	**2,950,832**	**5,466,036**	**649,197**	**559,029**	**1,993,040**	**2,450,560**	**2,485,558**	**2,680,520**	**2,539,519**	**2,301,891**	37,766,921	31,854,295
-	-	-	-	-	-	-	-	-	-	-	-	-	-	-	-		
11,251	11,251	11,251	11,254	11,254	11,254	11,254	11,271	11,313	11,271	11,190	11,251	11,251	11,251	11,251	11,254		
11,137	11,137	11,137	11,139	11,139	11,139	11,139	11,156	11,198	11,156	11,076	11,137	11,137	11,137	11,137	11,139		
765,639	765,639	765,639	765,782	765,796	765,796	765,796	766,964	769,851	766,964	761,487	765,639	765,639	765,639	765,639	765,782		
235,869	235,869	235,869	235,914	235,918	235,918	235,918	236,278	237,167	236,278	234,590	235,869	235,869	235,869	235,869	235,914		
9	9	9	9	9	9	9	9	9	9	9	9	9	9	9	9		
4,336,133	4,336,133	4,336,133	4,336,945	4,337,023	4,337,023	4,337,023	4,343,640	4,359,990	4,343,640	4,312,619	4,336,133	4,336,133	4,336,133	4,336,133	4,336,945		
5,360,038	**5,360,038**	**5,360,038**	**5,361,043**	**5,361,139**	**5,361,139**	**5,361,139**	**5,369,318**	**5,389,529**	**5,369,318**	**5,330,972**	**5,360,038**	**5,360,038**	**5,360,038**	**5,360,038**	**5,361,043**	60,323,544	64,343,747
-	-	-	-	-	-	-	-	-	-	-	-	-	-	-	-		
-	-	-	-	-	-	-	-	-	-	-	-	-	-	-	-		
8,969	8,762	8,762	8,893	8,769	8,753	8,895	8,753	8,753	8,890	8,854	8,776	8,969	8,762	8,762	8,893		
112,044	109,458	109,458	111,105	109,550	109,351	111,125	109,351	109,350	111,056	110,617	109,640	112,044	109,458	109,458	111,105		
(0)	(0)	(0)	(0)	(0)	(0)	(0)	(0)	(0)	(0)	(0)	(0)	(0)	(0)	(0)	(0)		
255	250	250	253	250	249	253	249	249	253	252	250	255	250	250	253		
-	-	-	-	-	-	-	-	-	-	-	-	-	-	-	-		
364,297	355,890	355,889	361,244	356,188	355,540	361,309	355,540	355,539	361,083	359,656	356,481	364,297	355,890	355,889	361,244		
-	-	-	-	-	-	-	-	-	-	-	-	-	-	-	-		
2,176	2,125	2,125	2,157	2,127	2,123	2,158	2,123	2,123	2,156	2,148	2,129	2,176	2,125	2,125	2,157		
-	-	-	-	-	-	-	-	-	-	-	-	-	-	-	-		
59,087	57,723	57,723	58,592	57,771	57,666	58,602	57,666	57,666	58,566	58,334	57,819	59,087	57,723	57,723	58,592		
18,613	18,184	18,184	18,457	18,199	18,166	18,461	18,166	18,166	18,449	18,376	18,214	18,613	18,184	18,184	18,457		
-	-	-	-	-	-	-	-	-	-	-	-	-	-	-	-		
2,886	2,820	2,820	2,862	2,822	2,817	2,863	2,817	2,817	2,861	2,850	2,825	2,886	2,820	2,820	2,862		
2,923	2,855	2,855	2,898	2,858	2,853	2,899	2,853	2,852	2,897	2,886	2,860	2,923	2,855	2,855	2,898		
-	-	-	-	-	-	-	-	-	-	-	-	-	-	-	-		
571,251	**558,067**	**558,066**	**566,462**	**558,534**	**557,519**	**566,565**	**557,519**	**557,517**	**566,211**	**563,973**	**558,994**	**571,251**	**558,067**	**558,066**	**566,462**	6,980,500	6,740,678
-	-	-	-	-	-	-	-	-	-	-	-	-	-	-	-		
(1,994)	(1,984)	(1,522)	(1,679)	(1,829)	(1,675)	(1,724)	(1,998)	(1,699)	(1,841)	(1,652)	(1,637)	(1,994)	(1,984)	(1,522)	(1,679)		
586	583	447	493	537	492	506	587	499	541	485	481	586	583	447	493		
999	994	762	841	916	839	863	1,001	851	922	828	820	999	994	762	841		
14,244	14,177	10,873	11,995	13,068	11,968	12,317	14,278	12,138	13,156	11,806	11,695	14,244	14,177	10,873	11,995		
166	166	127	140	153	140	144	167	142	154	138	137	166	166	127	140		
11,572	11,518	8,834	9,745	10,617	9,724	10,007	11,600	9,861	10,688	9,591	9,501	11,572	11,518	8,834	9,745		
22	22	17	19	20	19	19	22	19	20	18	18	22	22	17	19		
234	233	178	197	214	196	202	234	199	216	194	192	234	233	178	197		
-	-	-	-	-	-	-	-	-	-	-	-	-	-	-	-		
1,439	1,432	1,098	1,212	1,320	1,209	1,244	1,442	1,226	1,329	1,193	1,181	1,439	1,432	1,098	1,212		
-	-	-	-	-	-	-	-	-	-	-	-	-	-	-	-		
82	82	63	69	75	69	71	82	70	76	68	67	82	82	63	69		
26	25	20	22	23	21	22	26	22	24	21	21	26	25	20	22		
(2,088)	(2,079)	(1,594)	(1,759)	(1,916)	(1,755)	(1,806)	(2,093)	(1,780)	(1,929)	(1,731)	(1,715)	(2,088)	(2,079)	(1,594)	(1,759)		
(1,556)	(1,549)	(1,188)	(1,310)	(1,428)	(1,307)	(1,345)	(1,560)	(1,326)	(1,437)	(1,290)	(1,277)	(1,556)	(1,549)	(1,188)	(1,310)		
23,731	**23,620**	**18,115**	**19,984**	**21,772**	**19,940**	**20,520**	**23,787**	**20,222**	**21,918**	**19,669**	**19,484**	**23,731**	**23,620**	**18,115**	**19,984**	224,452	252,763
-	-	-	-	-	-	-	-	-	-	-	-	-	-	-	-		
-	-	-	-	-	-	-	-	-	-	-	-	-	-	-	-		
-	-	-	-	-	-	-	-	-	-	-	-	-	-	-	-		
37,139	36,741	36,450	38,436	37,274	36,301	36,930	36,442	36,534	38,367	37,794	36,461	37,139	36,741	36,450	38,436		
-	-	-	-	-	-	-	-	-	-	-	-	-	-	-	-		
1,004	993	985	1,039	1,007	981	998	985	987	1,037	1,021	985	1,004	993	985	1,039		
-	-	-	-	-	-	-	-	-	-	-	-	-	-	-	-		
87	86	85	90	87	85	86	85	85	89	88	85	87	86	85	90		
-	-	-	-	-	-	-	-	-	-	-	-	-	-	-	-		
55,538	54,943	54,508	57,478	55,740	54,284	55,225	54,495	54,633	57,375	56,518	54,524	55,538	54,943	54,508	57,478		
-	-	-	-	-	-	-	-	-	-	-	-	-	-	-	-		
5,748	5,687	5,642	5,949	5,769	5,619	5,716	5,641	5,655	5,939	5,850	5,643	5,748	5,687	5,642	5,949		
(202)	(200)	(199)	(209)	(203)	(198)	(201)	(199)	(199)	(209)	(206)	(199)	(202)	(200)	(199)	(209)		
-	-	-	-	-	-	-	-	-	-	-	-	-	-	-	-		
645	638	633	667	647	630	641	633	634	666	656	633	645	638	633	667		
611	604	599	632	613	597	607	599	601	631	621	600	611	604	599	632		
15	15	15	15	15	15	15	15	15	15	15	15	15	15	15	15		
-	-	-	-	-	-	-	-	-	-	-	-	-	-	-	-		
11,007	10,889	10,803	11,391	11,047	10,758	10,945	10,800	10,827	11,371	11,201	10,806	11,007	10,889	10,803	11,391		
-	-	-	-	-	-	-	-	-	-	-	-	-	-	-	-		
-	-	-	-	-	-	-	-	-	-	-	-	-	-	-	-		
6	6	6	7	6	6	6	6	6	7	6	6	6	6	6	7		
111,596	**110,401**	**109,527**	**115,494**	**112,002**	**109,078**	**110,968**	**109,502**	**109,778**	**115,287**	**113,565**	**109,559**	**111,596**	**110,401**	**109,527**	**115,494**	1,402,244	1,336,758
-	-	-	-	-	-	-	-	-	-	-	-	-	-	-	-		
17,950	17,400	17,461	17,331	19,146	18,321	18,820	19,300	19,322	19,599	16,651	16,356	17,950	17,400	17,461	17,331		
5,232	5,072	5,090	5,052	5,581	5,341	5,486	5,626	5,632	5,713	4,854	4,768	5,232	5,072	5,090	5,052		
-	-	-	-	-	-	-	-	-	-	-	-	-	-	-	-		
-	-	-	-	-	-	-	-	-	-	-	-	-	-	-	-		
2,846,004	2,758,814	2,768,497	2,747,869	3,035,703	2,904,931	2,983,903	3,060,104	3,063,492	3,107,514	2,640,000	2,593,274	2,846,004	2,758,814	2,768,497	2,747,869		
23,113	22,405	22,483	22,316	24,654	23,591	24,233	24,852	24,879	25,237	21,440	21,060	23,113	22,405	22,483	22,316		
71,941	69,737	69,982	69,460	76,736	73,431	75,427	77,353	77,439	78,551	66,734	65,553	71,941	69,737	69,982	69,460		

2,871	2,783	2,793	2,772	3,062	2,930	3,010	3,087	3,090	3,135	2,663	2,616	2,871	2,783	2,793	2,772		
2,722	2,639	2,648	2,629	2,904	2,779	2,854	2,927	2,930	2,973	2,525	2,481	2,722	2,639	2,648	2,629		
12	11	11	11	12	12	12	13	13	13	11	11	12	11	11	11		
317,488	307,762	308,842	306,541	338,650	324,062	332,872	341,372	341,750	346,661	294,507	289,295	317,488	307,762	308,842	306,541		
-	-	-	-	-	-	-	-	-	-	-	-	-	-	-	-		
2,134	2,069	2,076	2,060	2,276	2,178	2,237	2,295	2,297	2,330	1,980	1,945	2,134	2,069	2,076	2,060		
7,367	7,141	7,166	7,113	7,858	7,520	7,724	7,921	7,930	8,044	6,834	6,713	7,367	7,141	7,166	7,113		
3,296,834	**3,195,833**	**3,207,050**	**3,183,154**	**3,516,584**	**3,365,096**	**3,456,578**	**3,544,850**	**3,548,775**	**3,599,770**	**3,058,198**	**3,004,070**	**3,296,834**	**3,195,833**	**3,207,050**	**3,183,154**	37,782,906	39,976,793
-	-	-	-	-	-	-	-	-	-	-	-	-	-	-	-		
35,349	41,508	43,607	42,331	38,011	38,924	36,931	37,040	40,845	38,708	38,472	37,954	35,349	41,508	43,607	42,331		
897	1,054	1,107	1,075	965	988	938	940	1,037	983	977	964	897	1,054	1,107	1,075		
2,034	2,388	2,509	2,435	2,187	2,239	2,125	2,131	2,350	2,227	2,213	2,183	2,034	2,388	2,509	2,435		
16,984	19,943	20,952	20,338	18,263	18,702	17,744	17,796	19,625	18,597	18,484	18,235	16,984	19,943	20,952	20,338		
359	421	442	430	386	395	375	376	414	393	390	385	359	421	442	430		
294	345	363	352	316	324	307	308	340	322	320	316	294	345	363	352		
173,986	204,300	214,631	208,349	187,085	191,583	181,770	182,307	201,038	190,516	189,354	186,807	173,986	204,300	214,631	208,349		
-	-	-	-	-	-	-	-	-	-	-	-	-	-	-	-		
33,459	39,288	41,275	40,067	35,978	36,843	34,956	35,059	38,661	36,637	36,414	35,924	33,459	39,288	41,275	40,067		
-	-	-	-	-	-	-	-	-	-	-	-	-	-	-	-		
65,096	76,438	80,303	77,953	69,997	71,680	68,008	68,209	75,217	71,280	70,846	69,893	65,096	76,438	80,303	77,953		
4,776	5,609	5,892	5,720	5,136	5,260	4,990	5,005	5,519	5,230	5,198	5,128	4,776	5,609	5,892	5,720		
54	63	66	64	58	59	56	56	62	59	58	58	54	63	66	64		
333,287	**391,357**	**411,148**	**399,114**	**358,379**	**366,996**	**348,199**	**349,228**	**385,108**	**364,952**	**362,726**	**357,847**	**333,287**	**391,357**	**411,148**	**399,114**	3,776,057	4,428,341
-	-	-	-	-	-	-	-	-	-	-	-	-	-	-	-		
7	5	4	4	4	4	3	4	3	4	5	3	7	5	4	4		
271	216	156	141	175	162	136	149	136	165	206	136	271	216	156	141		
-	-	-	-	-	-	-	-	-	-	-	-	-	-	-	-		
-	-	-	-	-	-	-	-	-	-	-	-	-	-	-	-		
10,468	8,330	6,036	5,462	6,775	6,262	5,236	5,749	5,236	6,385	7,944	5,236	10,468	8,330	6,036	5,462		
246	196	142	128	159	147	123	135	123	150	187	123	246	196	142	128		
-	-	-	-	-	-	-	-	-	-	-	-	-	-	-	-		
12,744	10,142	7,348	6,649	8,248	7,623	6,374	6,999	6,374	7,773	9,671	6,374	12,744	10,142	7,348	6,649		
91	72	52	47	59	54	46	50	46	56	69	46	91	72	52	47		
1,684	1,340	971	879	1,090	1,008	842	925	842	1,027	1,278	842	1,684	1,340	971	879		
25,510	**20,302**	**14,710**	**13,310**	**16,510**	**15,260**	**12,760**	**14,010**	**12,760**	**15,560**	**19,360**	**12,760**	**25,510**	**20,302**	**14,710**	**13,310**	727,701	192,812
-	-	-	-	-	-	-	-	-	-	-	-	-	-	-	-		
48,121	239,035	66,520	444,330	214,383	41,868	34,485	241,346	41,868	48,019	240,062	64,466	48,121	239,035	66,520	444,330		
-	-	-	-	-	-	-	-	-	-	-	-	-	-	-	-		
82,124	407,942	113,525	758,302	365,870	71,453	58,853	411,886	71,453	81,950	409,695	110,019	82,124	407,942	113,525	758,302		
1,817	9,026	2,512	16,777	8,095	1,581	1,302	9,113	1,581	1,813	9,064	2,434	1,817	9,026	2,512	16,777		
1,362	6,766	1,883	12,576	6,068	1,185	976	6,831	1,185	1,359	6,795	1,825	1,362	6,766	1,883	12,576		
3,882	19,285	5,367	35,848	17,296	3,378	2,782	19,472	3,378	3,874	19,368	5,201	3,882	19,285	5,367	35,848		
434	2,156	600	4,007	1,933	378	311	2,176	378	433	2,165	581	434	2,156	600	4,007		
-	-	-	-	-	-	-	-	-	-	-	-	-	-	-	-		
20,981	104,221	29,003	193,730	93,472	18,255	15,036	105,228	18,255	20,937	104,669	28,107	20,981	104,221	29,003	193,730		
-	-	-	-	-	-	-	-	-	-	-	-	-	-	-	-		
20,430	101,486	28,242	188,647	91,020	17,776	14,641	102,467	17,776	20,387	101,922	27,370	20,430	101,486	28,242	188,647		
3,668	18,220	5,070	33,868	16,341	3,191	2,629	18,396	3,191	3,660	18,298	4,914	3,668	18,220	5,070	33,868		
1,463	7,268	2,023	13,510	6,518	1,273	1,049	7,338	1,273	1,460	7,299	1,960	1,463	7,268	2,023	13,510		
-	-	-	-	-	-	-	-	-	-	-	-	-	-	-	-		
307	1,525	424	2,834	1,367	267	220	1,539	267	306	1,531	411	307	1,525	424	2,834		
123	611	170	1,137	548	107	88	617	107	123	614	165	123	611	170	1,137		
5	24	7	45	22	4	4	25	4	5	24	7	5	24	7	45		
2,673	13,276	3,695	24,678	11,907	2,325	1,915	13,405	2,325	2,667	13,333	3,580	2,673	13,276	3,695	24,678		
187,390	**930,840**	**259,040**	**1,730,290**	**834,840**	**163,040**	**134,290**	**939,840**	**163,040**	**186,994**	**934,840**	**251,040**	**187,390**	**930,840**	**259,040**	**1,730,290**	6,881,545	6,715,488
-	-	-	-	-	-	-	-	-	-	-	-	-	-	-	-		
26,707	55,671	25,521	25,738	45,157	41,386	29,847	45,129	25,308	61,615	46,805	26,241	26,707	55,671	25,521	25,738		
-	-	-	-	-	-	-	-	-	-	-	-	-	-	-	-		
942	1,963	900	907	1,592	1,459	1,052	1,591	892	2,172	1,650	925	942	1,963	900	907		
17	36	16	17	29	27	19	29	16	40	30	17	17	36	16	17		
3,500	7,295	3,344	3,372	5,917	5,423	3,911	5,913	3,316	8,074	6,133	3,438	3,500	7,295	3,344	3,372		
-	-	-	-	-	-	-	-	-	-	-	-	-	-	-	-		
38,672	80,612	36,954	37,268	65,387	59,928	43,219	65,347	36,646	89,218	67,773	37,997	38,672	80,612	36,954	37,268		
4,701	9,800	4,492	4,530	7,949	7,285	5,254	7,944	4,455	10,846	8,239	4,619	4,701	9,800	4,492	4,530		
74,539	**155,376**	**71,228**	**71,833**	**126,031**	**115,508**	**83,303**	**125,953**	**70,634**	**171,964**	**130,630**	**73,238**	**74,539**	**155,376**	**71,228**	**71,833**	1,294,953	1,270,236
-	-	-	-	-	-	-	-	-	-	-	-	-	-	-	-		
17	16	15	15	16	15	15	16	15	15	15	15	17	16	15	15		
6	5	5	5	5	5	5	5	5	5	5	5	6	5	5	5		
-	-	-	-	-	-	-	-	-	-	-	-	-	-	-	-		
31,598	29,274	28,215	28,415	28,480	28,248	28,356	28,480	28,175	28,409	28,413	28,083	31,598	29,274	28,215	28,415		
276	256	246	248	249	247	248	249	246	248	248	245	276	256	246	248		
-	-	-	-	-	-	-	-	-	-	-	-	-	-	-	-		
73	68	65	66	66	66	66	66	65	66	66	65	73	68	65	66		
16,933	15,687	15,120	15,227	15,262	15,137	15,195	15,262	15,098	15,224	15,226	15,049	16,933	15,687	15,120	15,227		
(1,151)	(1,066)	(1,027)	(1,035)	(1,037)	(1,029)	(1,033)	(1,037)	(1,026)	(1,035)	(1,035)	(1,023)	(1,151)	(1,066)	(1,027)	(1,035)		
47,752	**44,239**	**42,639**	**42,942**	**43,039**	**42,689**	**42,852**	**43,039**	**42,579**	**42,932**	**42,939**	**42,439**	**47,752**	**44,239**	**42,639**	**42,942**	479,164	520,084
-	-	-	-	-	-	-	-	-	-	-	-	-	-	-	-		
-	-	-	-	-	-	-	-	-	-	-	-	-	-	-	-		
6	6	6	6	6	6	6	6	6	8	6	6	6	6	6	6		
385	374	392	402	373	392	407	427	400	526	408	396	385	374	392	402		
-	-	-	-	-	-	-	-	-	-	-	-	-	-	-	-		
68,084	66,016	69,157	70,943	65,960	69,220	71,870	75,375	70,575	92,816	72,047	69,877	68,084	66,016	69,157	70,943		
194	188	197	202	188	198	205	215	201	265	206	199	194	188	197	202		
-	-	-	-	-	-	-	-	-	-	-	-	-	-	-	-		
190	184	193	198	184	193	200	210	197	259	201	195	190	184	193	198		
56	54	57	59	54	57	59	62	58	77	59	58	56	54	57	59		
58	56	59	60	56	59	61	64	60	79	61	59	58	56	59	60		
169	164	172	177	164	172	179	188	176	231	179	174	169	164	172	177		
385	373	391	401	373	391	406	426	399	524	407	395	385	373	391	401		

124	120	126	129	120	126	131	137	129	169	131	127	124	120	126	129		
38,025	36,870	38,624	39,622	36,839	38,659	40,139	42,097	39,416	51,838	40,238	39,026	38,025	36,870	38,624	39,622		
1,195	1,158	1,213	1,245	1,157	1,214	1,261	1,322	1,238	1,628	1,264	1,226	1,195	1,158	1,213	1,245		
37,225	36,094	37,812	38,788	36,064	37,846	39,295	41,211	38,587	50,747	39,392	38,205	37,225	36,094	37,812	38,788		
1,120	1,086	1,138	1,167	1,085	1,139	1,183	1,240	1,161	1,527	1,186	1,150	1,120	1,086	1,138	1,167		
191	185	194	199	185	194	202	211	198	260	202	196	191	185	194	199		
239	232	243	249	232	243	252	265	248	326	253	245	239	232	243	249		
38	37	39	40	37	39	40	42	39	52	40	39	38	37	39	40		
16	15	16	17	15	16	17	18	17	22	17	16	16	15	16	17		
7,911	7,670	8,035	8,243	7,664	8,043	8,350	8,758	8,200	10,784	8,371	8,119	7,911	7,670	8,035	8,243		
-	-	-	-	-	-	-	-	-	-	-	-	-	-	-	-		
155,612	**150,884**	**158,063**	**162,145**	**150,757**	**158,207**	**164,264**	**172,275**	**161,304**	**212,137**	**164,669**	**159,709**	**155,612**	**150,884**	**158,063**	**162,145**	2,140,264	1,970,023
-	-	-	-	-	-	-	-	-	-	-	-	-	-	-	-		
201	173	157	210	609	226	243	273	319	547	278	168	201	173	157	210		
30,676	26,460	24,010	32,186	93,129	34,503	37,238	41,813	48,729	83,689	42,531	25,700	30,676	26,460	24,010	32,186		
-	-	-	-	-	-	-	-	-	-	-	-	-	-	-	-		
539	465	422	566	1,637	607	655	735	857	1,471	748	452	539	465	422	566		
18,953	16,348	14,834	19,886	57,539	21,318	23,008	25,834	30,107	51,707	26,277	15,879	18,953	16,348	14,834	19,886		
-	-	-	-	-	-	-	-	-	-	-	-	-	-	-	-		
-	-	-	-	-	-	-	-	-	-	-	-	-	-	-	-		
35,441	30,570	27,739	37,186	107,595	39,862	43,023	48,308	56,298	96,689	49,137	29,692	35,441	30,570	27,739	37,186		
34	29	27	36	103	38	41	46	54	93	47	28	34	29	27	36		
568	490	445	596	1,725	639	690	775	903	1,551	788	476	568	490	445	596		
-	-	-	-	-	-	-	-	-	-	-	-	-	-	-	-		
774	668	606	812	2,350	871	940	1,055	1,230	2,112	1,073	649	774	668	606	812		
14,736	12,711	11,534	15,462	44,739	16,575	17,889	20,087	23,409	40,204	20,431	12,346	14,736	12,711	11,534	15,462		
-	-	-	-	-	-	-	-	-	-	-	-	-	-	-	-		
2,149	1,854	1,682	2,255	6,526	2,418	2,609	2,930	3,414	5,864	2,980	1,801	2,149	1,854	1,682	2,255		
(349)	(301)	(273)	(366)	(1,060)	(393)	(424)	(476)	(555)	(953)	(484)	(293)	(349)	(301)	(273)	(366)		
1,270	1,095	994	1,332	3,854	1,428	1,541	1,731	2,017	3,464	1,760	1,064	1,270	1,095	994	1,332		
-	-	-	-	-	-	-	-	-	-	-	-	-	-	-	-		
104,992	**90,562**	**82,177**	**110,162**	**318,747**	**118,091**	**127,453**	**143,110**	**166,781**	**286,438**	**145,567**	**87,962**	**104,992**	**90,562**	**82,177**	**110,162**	1,502,002	1,782,044
-	-	-	-	-	-	-	-	-	-	-	-	-	-	-	-		
270,830	258,237	250,109	257,254	247,833	255,852	275,919	248,115	243,873	266,113	286,077	288,833	270,830	258,237	250,109	257,254		
-	-	-	-	-	-	-	-	-	-	-	-	-	-	-	-		
988	942	912	938	904	933	1,006	905	889	970	1,043	1,053	988	942	912	938		
459	438	424	436	420	434	468	421	414	451	485	490	459	438	424	436		
-	-	-	-	-	-	-	-	-	-	-	-	-	-	-	-		
13,743	13,104	12,692	13,054	12,576	12,983	14,001	12,590	12,375	13,504	14,517	14,657	13,743	13,104	12,692	13,054		
364	347	337	346	333	344	371	334	328	358	385	389	364	347	337	346		
51,698	49,294	47,743	49,107	47,308	48,839	52,670	47,362	46,552	50,798	54,609	55,135	51,698	49,294	47,743	49,107		
260,327	248,222	240,410	247,278	238,222	245,930	265,219	238,493	234,416	255,794	274,983	277,633	260,327	248,222	240,410	247,278		
823,032	784,763	760,065	781,776	753,147	777,516	838,499	754,004	741,113	808,699	869,368	877,744	823,032	784,763	760,065	781,776	16,211,762	9,569,728
9,659	9,210	8,920	9,175	8,839	9,125	9,840	8,849	8,698	9,491	10,203	10,301	9,659	9,210	8,920	9,175		
6,080	5,797	5,615	5,775	5,564	5,744	6,194	5,570	5,475	5,974	6,422	6,484	6,080	5,797	5,615	5,775		
22,746	21,688	21,006	21,606	20,814	21,488	23,173	20,838	20,482	22,350	24,026	24,258	22,746	21,688	21,006	21,606		
-	-	-	-	-	-	-	-	-	-	-	-	-	-	-	-		
-	-	-	-	-	-	-	-	-	-	-	-	-	-	-	-		
448	427	414	426	410	423	456	410	403	440	473	478	448	427	414	426		
5	5	5	5	5	5	6	5	5	5	6	6	5	5	5	5		
373,312	355,954	344,751	354,599	341,613	352,666	380,327	342,002	336,155	366,811	394,329	398,128	373,312	355,954	344,751	354,599	7,353,348	4,340,647
1,833,692	**1,748,429**	**1,693,401**	**1,741,775**	**1,677,990**	**1,732,282**	**1,868,152**	**1,679,898**	**1,651,178**	**1,801,758**	**1,936,927**	**1,955,588**	**1,833,692**	**1,748,429**	**1,693,401**	**1,741,775**	36,119,322	21,321,067
-	-	-	-	-	-	-	-	-	-	-	-	-	-	-	-		
-	-	-	-	-	-	-	-	-	-	-	-	-	-	-	-	4,465,529	-
-	-	-	-	-	-	-	-	-	-	-	-	-	-	-	-	4,465,529	-
-	-	-	-	-	-	-	-	-	-	-	-	-	-	-	-		
(9,798,250)	(10,039,250)	(10,125,471)	(9,711,161)	(9,799,257)	(9,898,399)	(12,328,368)	(10,393,115)	(11,681,457)	(9,088,896)	(9,350,564)	(9,830,070)	(9,798,250)	(10,039,250)	(10,125,471)	(9,711,161)		
(7)	(8)	(8)	(7)	(7)	(7)	(9)	(8)	(9)	(7)	(7)	(7)	(7)	(8)	(8)	(7)		
0	0	0	0	0	0	0	0	0	0	0	0	0	0	0	0		
(17,978)	(18,420)	(18,578)	(17,818)	(17,980)	(18,161)	(22,620)	(19,069)	(21,433)	(16,676)	(17,156)	(18,036)	(17,978)	(18,420)	(18,578)	(17,818)		
-	-	-	-	-	-	-	-	-	-	-	-	-	-	-	-		
(18,990)	(19,457)	(19,625)	(18,822)	(18,992)	(19,184)	(23,894)	(20,143)	(22,640)	(17,615)	(18,123)	(19,052)	(18,990)	(19,457)	(19,625)	(18,822)		
(377,830)	(387,123)	(390,448)	(374,472)	(377,869)	(381,692)	(475,394)	(400,769)	(450,448)	(350,477)	(360,567)	(379,057)	(377,830)	(387,123)	(390,448)	(374,472)		
(10,213,055)	**(10,464,258)**	**(10,554,129)**	**(10,122,279)**	**(10,214,105)**	**(10,317,444)**	**(12,850,285)**	**(10,833,104)**	**(12,175,987)**	**(9,473,671)**	**(9,746,417)**	**(10,246,222)**	**(10,213,055)**	**(10,464,258)**	**(10,554,129)**	**(10,122,279)**	(118,759,195)	(127,210,955)
-	-	-	-	-	-	-	-	-	-	-	-	-	-	-	-		
12,208,846	13,184,628	11,070,251	13,141,774	12,715,975	15,396,831	9,861,631	15,896,566	8,224,312	11,669,249	13,387,955	11,831,012	12,417,752	13,403,638	11,260,021	13,340,841	164,259,623	149,405,782
(120,147)	(118,177)	(118,177)	(118,177)	(118,177)	(118,177)	(118,177)	(116,087)	(116,016)	(111,959)								
-	-	-	-	-	-	-	-	-	-	-	-	-	-	-	-		
(120,147)	(118,177)	(118,177)	(118,177)	(118,177)	(118,177)	(118,177)	(116,087)	(116,016)	(111,959)								
12,208,846	13,184,628	11,070,251	13,141,774	12,715,975	15,396,831	9,861,631	15,896,566	8,224,312	11,669,249	13,387,955	11,831,012	12,417,752	13,403,638	11,260,021	13,340,841		
5,191,293	5,575,196	4,905,785	5,027,434	5,225,416	5,186,784	4,891,109	5,665,227	4,663,023	4,787,883	5,318,364	4,954,205	5,302,056	5,693,376	5,008,087	5,133,553		
9,798,250	10,039,250	10,125,471	9,711,161	9,799,257	9,898,399	12,328,368	10,393,115	11,681,457	9,088,896	9,350,564	9,830,070	9,798,250	10,039,250	10,125,471	9,711,161		
27,198,389	28,799,074	26,101,507	27,880,368	27,740,649	30,482,014	27,081,108	31,954,908	24,568,792	25,546,028	28,056,883	26,615,286	27,518,057	29,136,264	26,393,579	28,185,555		
36.03%	34.86%	38.79%	34.83%	35.32%	32.47%	45.52%	32.52%	47.55%	35.58%	33.33%	36.93%	35.61%	34.46%	38.36%	34.45%		

14	*15*	*16*	*17*	*18*	*19*	*20*	*21*	*22*	*23*	*24*	*25*	*26*	*27*	*28*	*29*		
0	0	0	0	0	0	0	0	0	0	0	0	0	0	0	0	-	-
0	0	0	0	0	0	0	0	0	0	0	0	0	0	0	0	-	-
0	0	0	0	0	0	0	0	0	0	0	0	0	0	0	0	-	-
0	0	0	0	0	0	0	0	0	0	0	0	0	0	0	0	-	-
0	0	0	0	0	0	0	0	0	0	0	0	0	0	0	0	-	-
0	0	0	0	0	0	0	0	0	0	0	0	0	0	0	0	-	-

0	0	0	0	0	0	0	0	0	0	0	0	0	0	0	0	-	-
0	0	0	0	0	0	0	0	0	0	0	0	0	0	0	0	-	-
0	0	0	0	0	0	0	0	0	0	0	0	0	0	0	0	-	-
0	0	0	0	0	0	0	0	0	0	0	0	0	0	0	0	-	-
0	0	0	0	0	0	0	0	0	0	0	0	0	0	0	0	-	-
0	0	0	0	0	0	0	0	0	0	0	0	0	0	0	0	-	-
0	0	0	0	0	0	0	0	0	0	0	0	0	0	0	0	-	-
0	0	0	0	0	0	0	0	0	0	0	0	0	0	0	0	-	-
0	0	0	0	0	0	0	0	0	0	0	0	0	0	0	0	-	-
0	0	0	0	0	0	0	0	0	0	0	0	0	0	0	0	-	-
0	0	0	0	0	0	0	0	0	0	0	0	0	0	0	0	-	-
8,034	7,967	7,902	8,278	7,997	7,856	8,027	7,838	7,871	8,268	8,234	7,998	8,034	7,967	7,902	8,278	107,626	96,270
6,029	5,866	5,654	5,683	6,294	5,982	6,148	6,428	6,284	6,426	5,475	5,389	6,029	5,866	5,654	5,683	66,867	71,658
0	0	0	0	0	0	0	0	0	0	0	0	0	0	0	0	-	-
0	0	0	0	0	0	0	0	0	0	0	0	0	0	0	0	-	-
0	0	0	0	0	0	0	0	0	0	0	0	0	0	0	0	-	-
0	0	0	0	0	0	0	0	0	0	0	0	0	0	0	0	-	-
0	0	0	0	0	0	0	0	0	0	0	0	0	0	0	0	-	-
0	0	0	0	0	0	0	0	0	0	0	0	0	0	0	0	-	-
0	0	0	0	0	0	0	0	0	0	0	0	0	0	0	0	-	-
0	0	0	0	0	0	0	0	0	0	0	0	0	0	0	0	-	-
1,258	1,163	1,120	1,130	1,107	1,133	1,164	1,155	1,099	1,345	1,247	1,167	1,257	1,161	1,119	1,129	24,111	14,084
0	0	0	0	0	0	0	0	0	0	0	0	0	0	0	0	-	-
0	0	0	0	0	0	0	0	0	0	0	0	0	0	0	0	-	-
0	0	0	0	0	0	0	0	0	0	0	0	0	0	0	0	-	-
23,288	23,147	18,057	19,824	21,416	19,764	20,357	23,377	20,014	21,852	19,603	19,402	23,292	23,151	18,060	19,828	228,187	250,117
0	0	0	0	0	0	0	0	0	0	0	0	0	0	0	0	-	-
0	0	0	0	0	0	0	0	0	0	0	0	0	0	0	0	-	-
0	0	0	0	0	0	0	0	0	0	0	0	0	0	0	0	-	-
0	0	0	0	0	0	0	0	0	0	0	0	0	0	0	0	-	-
0	0	0	0	0	0	0	0	0	0	0	0	0	0	0	0	-	-
15,421	14,663	14,167	14,867	16,955	14,860	15,976	14,762	14,881	17,485	16,733	16,147	15,421	14,663	14,167	14,867	293,616	186,918
8,969	8,762	8,762	8,893	8,769	8,753	8,895	8,753	8,753	8,890	8,854	8,776	8,969	8,762	8,762	8,893	109,594	105,829
0	0	0	0	0	0	0	0	0	0	0	0	0	0	0	0	-	-
0	0	0	0	0	0	0	0	0	0	0	0	0	0	0	0	-	-
0	0	0	0	0	0	0	0	0	0	0	0	0	0	0	0	-	-
0	0	0	0	0	0	0	0	0	0	0	0	0	0	0	0	-	-
0	0	0	0	0	0	0	0	0	0	0	0	0	0	0	0	-	-
0	0	0	0	0	0	0	0	0	0	0	0	0	0	0	0	-	-
0	0	0	0	0	0	0	0	0	0	0	0	0	0	0	0	-	-
0	0	0	0	0	0	0	0	0	0	0	0	0	0	0	0	-	-
0	0	0	0	0	0	0	0	0	0	0	0	0	0	0	0	-	-
(285)	(212)	(179)	(149)	(174)	(182)	(172)	(189)	(176)	(150)	(161)	(173)	(285)	(212)	(179)	(149)	(751)	(2,203)
13,824	14,482	12,532	13,152	13,831	13,835	13,197	14,508	13,204	13,845	14,799	13,598	14,301	14,982	12,965	13,606	148,830	166,671
44,285	52,074	40,952	54,388	49,874	44,230	42,089	52,383	42,443	45,008	53,357	44,165	45,757	53,616	42,288	55,789	517,855	571,000
0	0	0	0	0	0	0	0	0	0	0	0	0	0	0	0	4,465,529	-
0	0	0	0	0	0	0	0	0	0	0	0	0	0	0	0	-	-
0	0	0	0	0	0	0	0	0	0	0	0	0	0	0	0	-	-
0	0	0	0	0	0	0	0	0	0	0	0	0	0	0	0	-	-
0	0	0	0	0	0	0	0	0	0	0	0	0	0	0	0	-	-
0	0	0	0	0	0	0	0	0	0	0	0	0	0	0	0	-	-
12,835	10,214	7,401	6,697	8,306	7,678	6,420	7,049	6,420	7,829	9,740	6,420	12,835	10,214	7,401	6,697	366,120	97,007
364	347	337	346	333	344	371	334	328	358	385	389	364	347	337	346	7,179	4,237
0	0	0	0	0	0	0	0	0	0	0	0	0	0	0	0	-	-
(3,834,805)	(3,792,285)	(4,707,507)	(4,028,722)	(3,829,865)	(3,924,257)	(6,625,554)	(4,141,435)	(5,977,578)	(3,109,333)	(2,946,418)	(3,946,658)	(3,627,895)	(3,575,367)	(4,519,551)	(3,831,556)	(49,185,022)	(50,055,468)
4,318,074	4,338,527	4,254,626	4,309,157	4,791,713	4,470,149	4,515,318	4,686,270	4,613,471	4,937,599	4,246,589	4,051,580	4,318,074	4,338,527	4,254,626	4,309,157	53,166,684	53,533,073
0	0	0	0	0	0	0	0	0	0	0	0	0	0	0	0	-	-
1,160,320	1,084,804	1,033,088	1,086,772	1,033,260	1,102,792	1,094,292	1,041,980	927,299	1,149,296	1,255,451	1,253,093	1,160,323	1,084,807	1,033,090	1,086,774	25,344,126	13,222,457
11,251	11,251	11,251	11,254	11,254	11,254	11,254	11,271	11,313	11,271	11,190	11,251	11,251	11,251	11,251	11,254	126,628	135,067
5,359,121	5,359,624	5,358,201	5,359,648	5,360,231	5,360,211	5,359,759	5,368,863	5,388,092	5,368,388	5,330,481	5,358,605	5,359,121	5,359,624	5,358,201	5,359,648	60,291,208	64,331,223
4,249,475	4,529,017	4,141,903	3,985,991	3,785,202	7,473,384	4,626,384	7,263,091	2,364,752	2,357,264	3,829,321	4,124,919	4,249,475	4,529,017	4,141,903	3,985,991	53,606,635	52,730,702
0	0	0	0	0	0	0	0	0	0	0	0	0	0	0	0	-	-
0	0	0	0	0	0	0	0	0	0	0	0	0	0	0	0	-	-
0	0	0	0	0	0	0	0	0	0	0	0	0	0	0	0	-	-
0	0	0	0	0	0	0	0	0	0	0	0	0	0	0	0	-	-
249,248	966,964	314,499	1,729,219	878,744	229,665	197,506	979,783	226,175	263,460	968,108	304,562	249,291	967,009	314,538	1,729,259	7,514,724	7,308,099
511,275	499,309	499,135	506,596	499,935	499,202	507,555	499,285	498,929	507,111	504,857	500,504	511,275	499,309	499,135	506,596	6,289,685	6,033,693
50,865	48,943	48,353	48,751	50,795	50,179	52,643	51,059	50,735	53,038	50,108	49,879	50,865	48,943	48,353	48,751	770,193	605,348
12,208,846	13,184,628	11,070,251	13,141,774	12,715,975	15,396,831	9,861,631	15,896,566	8,224,312	11,669,249	13,387,955	11,831,012	12,417,752	13,403,638	11,260,021	13,340,841	164,259,623	149,405,782
120,147	118,177	118,177	118,177	118,177	118,177	118,177	116,087	116,016	111,959	(0)	0	(0)	(0)	-	-		

BASE

	Total	Allocated	
02	164,259,623	7,911,544	02
12	58,712,454	2,724,315	12
Total	222,972,077	10,635,860	Total
	blended rate	4.77%	

Linked to Sched. C.2.2 B 02
and Sched. C.2.2-F 02 factors
in KY Rev Req Model

Allocated	
4.82%	4.56%
Base	Test
3,099,254	3,288,292
809,408	996,201

1,819,039	1,453,276
2,905,476	2,935,530
336,215	307,527
10,811	11,532
67,539	60,986

1,819,809	1,823,846
181,873	202,032
35,050	8,797
331,449	306,378
62,371	57,951
23,079	23,728

103,086	89,878		
72,344	81,302		
-	-		
1,739,683	972,723		
		(4,465,529)	***Provision for Bad Debt calculated in KY Reve Req model, C.2.2-F 09***
215,082	-		
(5,720,022)	(5,803,696)		
7,911,544	6,816,282		
4.82%	4.56%		

TEST

Total	Allocated
149,405,782	6,816,282
61,829,082	2,724,315
211,234,864	9,540,597
blended rate	4.52%

Call Center Division - 012DIV

	Acct-sub	FERC	historical base	FERC Alloc %	2024 January	2024 February	2024 March	2024 April	2024 May	2024 June	2024 July	2024 August	2024 September	2024 October	2024 November	2024 December	2025 January
Labor Factor																	
Benefits Load Factor					25.9%	25.9%	25.9%	25.9%	25.2%	25.9%	25.8%	25.8%	25.8%	24.5%	24.5%	24.5%	25.8%
General Increase Factor																	0.0%
					Base Year												
					Actuals ==>						Budget ==>						
Customer accounts-Operation su - Non-project Labor 9010-01000	9010-01000	9010	1,496,317	8.85%	241,960	241,685	241,960	236,245	325,575	208,892	280,627	269,393	257,334	285,559	260,736	280,228	298,994
Customer accounts-Meter readin - Non-project Labor 9020-01000	9020-01000	9020	-	0.00%	-	-	-	-	-	-	-	-	-	-	-	-	-
Customer accounts-Customer rec - Non-project Labor 9030-01000	9030-01000	9030	13,156,345	77.86%	2,259,583	2,138,276	2,041,867	1,996,703	2,851,632	1,868,285	2,467,405	2,368,634	2,262,608	2,510,770	2,292,513	2,463,902	2,628,900
A&G-Administrative & general s - Non-project Labor 9200-01000	9200-01000	9200	2,256,119	13.35%	256,931	227,716	300,493	357,641	736,720	376,618	423,123	406,186	388,004	430,560	393,132	422,523	450,817
Mains and Services Expenses - Non-project Labor 8740-01000	8740-01000	8740	-	0.00%	-	-	-	-	-	-	-	-	-	-	-	-	-
A&G-Administrative & general s - Capital Labor 9200-01001	9200-01001	9200	320,326	1.90%	15,364	53,434	51,454	69,377	84,101	46,596	60,075	57,671	55,089	61,131	55,817	59,990	64,007
A&G-Administrative & general s - Capital Labor Contra 9200-01002	9200-01002	9200	(308,451)	-1.83%	(17,870)	(54,572)	(50,759)	(64,330)	(81,891)	(39,029)	(57,848)	(55,533)	(53,047)	(58,865)	(53,748)	(57,766)	(61,635)
Distribution-Operation supervi - O&M Project Labor and Contra 8700-01006	8700-01006	8700	-	0.00%	-	-	-	-	-	-	-	-	-	-	-	-	-
Mains and Services Expenses - Expense Labor Accrual 8740-01008	8740-01008	8740	-	0.00%	-	-	-	-	-	-	-	-	-	-	-	-	-
Customer accounts-Operation su - Expense Labor Accrual 9010-01008	9010-01008	9010	(8,297)	-0.05%	36,264	11,974	12,222	20,767	(87,485)	(2,039)	(1,556)	(1,494)	(1,427)	(1,583)	(1,446)	(1,554)	(1,658)
Customer accounts-Meter readin - Expense Labor Accrual 9020-01008	9020-01008	9020	(794)	0.00%	(794)	-	-	-	-	-	(149)	(143)	(136)	(151)	(138)	(149)	(159)
Customer accounts-Customer rec - Expense Labor Accrual 9030-01008	9030-01008	9030	(35,794)	-0.21%	400,968	58,391	58,710	177,088	(722,750)	(8,201)	(6,713)	(6,444)	(6,156)	(6,831)	(6,237)	(6,703)	(7,152)
A&G-Administrative & general s - Expense Labor Accrual 9200-01008	9200-01008	9200	34,187	0.20%	42,805	(300)	47,774	64,338	(104,298)	(16,132)	6,412	6,155	5,879	6,524	5,957	6,403	6,831
A&G-Administrative & general s - PTO Accrual 9200-01010	9200-01010	9200	-	0.00%	-	-	-	-	-	-	-	-	-	-	-	-	-
A&G-Administrative & general s - Capital Labor Transfer In 9200-01011	9200-01011	9200	69,120	0.41%	2,964	6,602	5,122	16,552	27,707	10,174	12,963	12,444	11,887	13,191	12,044	12,945	13,812
A&G-Administrative & general s - Capital Labor Transfer Out 9200-01012	9200-01012	9200	(80,995)	-0.48%	(458)	(5,464)	(5,817)	(21,599)	(29,917)	(17,740)	(15,190)	(14,582)	(13,929)	(15,457)	(14,114)	(15,169)	(16,184)
Distribution-Operation supervi - Expense Labor Transfer Out 8700-01014	8700-01014	8700	-	0.00%	-	-	-	-	-	-	-	-	-	-	-	-	-
Labor			16,898,084	100.00%	3,237,717	2,677,742	2,703,025	2,852,783	2,999,395	2,427,423	3,169,149	3,042,286	2,906,107	3,224,848	2,944,517	3,164,650	3,376,574
A&G-Employee pensions and bene - Pension Benefits Load 9260-01202	9260-01202	9260	383,566	8.81%	73,820	61,053	61,629	65,043	66,676	55,345	71,973	69,092	66,000	69,517	63,474	68,220	72,788
A&G-Employee pensions and bene - OPEB Benefits Load 9260-01203	9260-01203	9260	326,368	7.49%	62,812	51,948	52,439	55,344	56,733	47,092	61,241	58,789	56,158	59,151	54,009	58,047	61,934
A&G-Employee pensions and bene - Medical Benefits Load 9260-01251	9260-01251	9260	2,970,957	68.21%	571,781	472,889	477,354	503,801	516,448	428,683	557,479	535,163	511,208	538,454	491,647	528,403	563,788
A&G-Employee pensions and bene - ESOP Benefits Load 9260-01257	9260-01257	9260	733,486	16.84%	141,164	116,750	117,852	124,381	127,504	105,836	137,634	132,124	126,210	132,937	121,381	130,455	139,191
A&G-Employee pensions and bene - RSP FACC Benefits Load 9260-01263	9260-01263	9260	376,837	8.65%	72,525	59,981	60,548	63,902	65,506	54,374	70,711	67,880	64,842	68,298	62,361	67,023	71,511
A&G-Employee pensions and bene - Life Benefits Load 9260-01266	9260-01266	9260	40,375	0.93%	7,771	6,427	6,487	6,847	7,019	5,826	7,576	7,273	6,947	7,318	6,682	7,181	7,662
A&G-Employee pensions and bene - LTD Benefits Load 9260-01269	9260-01269	9260	112,715	2.59%	21,693	17,941	18,110	19,114	19,593	16,264	21,150	20,303	19,395	20,428	18,653	20,047	21,389
A&G-Employee pensions and bene - NSC-OPEB Benefits Load 9260-01294	9260-01294	9260	(410,483)	-9.42%	(79,000)	(65,337)	(65,954)	(69,608)	(71,355)	(59,229)	(77,024)	(73,941)	(70,631)	(74,396)	(67,929)	(73,007)	(77,896)
A&G-Employee pensions and bene - NSC-OPEB Benefits Projects 9260-01296	9260-01296	9260	-	0.00%	-	-	-	-	-	-	-	-	-	-	-	-	-
A&G-Employee pensions and bene - NSC-Pension Benefits Load 9260-01297	9260-01297	9260	(178,325)	-4.09%	(34,320)	(28,384)	(28,652)	(30,240)	(30,999)	(25,731)	(33,461)	(32,122)	(30,684)	(32,319)	(29,510)	(31,716)	(33,840)
A&G-Employee pensions and bene - NSC-Pension Benefits Projects 9260-01299	9260-01299	9260	-	0.00%	-	-	-	-	-	-	-	-	-	-	-	-	-
Benefits			4,355,496	100.00%	838,245	693,267	699,813	738,585	757,126	628,460	817,278	784,562	749,443	789,387	720,767	774,652	826,527
A&G-Office supplies & expense - Service Awards 9210-07421	9210-07421	9210	3,128	0.20%	-	-	-	-	220	2,908	133	39	26	434	569	660	727
A&G-Employee pensions and bene - Service Awards 9260-07421	9260-07421	9260	11,264	0.72%	1,076	289	1,428	1,910	3,180	3,380	477	141	92	1,563	2,049	2,378	2,619
Customer accounts-Operation su - Service Awards 9010-07421	9010-07421	9010	-	0.00%	-	-	-	-	-	-	-	-	-	-	-	-	-
Customer accounts-Customer rec - Service Awards 9030-07421	9030-07421	9030	-	0.00%	-	-	-	-	-	-	-	-	-	-	-	-	-
Customer accounts-Operation su - Uniforms 9010-07443	9010-07443	9010	-	0.00%	-	-	-	-	-	-	-	-	-	-	-	-	-
A&G-Employee pensions and bene - Variable Pay & Mgmt Incentive Plans 9260-07452	9260-07452	9260	1,250,100	80.07%	274,412	255,649	206,395	185,287	164,178	164,178	52,992	15,633	10,235	173,440	227,396	263,886	290,687
A&G-Employee pensions and bene - Restricted Stock - Long Term Incenti 9260-07458	9260-07458	9260	181,805	11.65%	10,823	10,125	10,823	10,474	114,048	25,513	7,707	2,274	1,489	25,224	33,071	38,378	42,275
A&G-Employee pensions and bene - RSU-Long Term Incentive Plan - Time 9260-07460	9260-07460	9260	87,019	5.57%	3,943	3,689	3,943	3,816	67,393	4,233	3,689	1,088	712	12,073	15,829	18,369	20,235
A&G-Employee pensions and bene - RSU-Managment Incentive Plan 9260-07463	9260-07463	9260	1,305	0.08%	222	208	222	215	222	215	55	16	11	181	237	276	304
Customer accounts-Operation su - Misc Employee Welfare Exp 9010-07499	9010-07499	9010	1,229	0.08%	89	-	106	778	257	-	52	15	10	171	224	259	286
Customer accounts-Customer rec - Misc Employee Welfare Exp 9030-07499	9030-07499	9030	4,145	0.27%	532	49	2,989	362	186	27	176	52	34	575	754	875	964
A&G-Office supplies & expense - Misc Employee Welfare Exp 9210-07499	9210-07499	9210	21,227	1.36%	2,755	4,386	2,795	4,221	3,391	3,680	900	265	174	2,945	3,861	4,481	4,936
Employee Welfare			1,561,222	100.00%	293,851	274,395	228,702	207,063	353,076	204,135	66,180	19,524	12,782	216,606	283,990	329,561	363,033
A&G-Property insurance - Blueflame Property Insurance 9240-04069	9240-04069	9240	37,035	99.31%	6,316	6,316	6,101	6,101	6,101	6,101	-	-	-	-	-	-	-
A&G-Injuries & damages - Insurance-Other 9250-04070	9250-04070	9250	258	0.69%	48	48	48	38	38	38	-	-	-	-	-	-	-
Insurance			37,293	100.00%	6,364	6,364	6,148	6,139	6,139	6,139	-	-	-	-	-	-	-
Distribution-Rents - 842 Variable Real Estate Lease Expen 8810-04561	8810-04561	8810	14,262	1.22%	-	-	-	3,204	11,058	-	2,180	2,117	2,117	2,223	2,219	2,219	2,221
A&G-Rents - 842 Variable Real Estate Lease Expen 9310-04561	9310-04561	9310	138,066	11.84%	18,267	42,847	-	35,825	41,127	-	21,106	20,499	20,499	21,524	21,486	21,486	21,501
A&G-Rents - 842 Real Estate Lease Expense 9310-04578	9310-04578	9310	576,839	49.48%	96,140	96,140	96,140	96,140	96,140	96,140	88,180	85,645	85,645	89,928	89,767	89,767	89,829
A&G-Office supplies & expense - Building Maintenance 9210-04582	9210-04582	9210	325,026	27.88%	45,910	59,191	57,827	60,393	41,683	60,021	49,686	48,257	48,257	50,671	50,580	50,580	50,615
Customer accounts-Customer rec - Building Maintenance 9030-04582	9030-04582	9030	2,243	0.19%	-	-	-	-	-	2,243	343	333	333	350	349	349	349
Customer service-Miscellaneous - Building Maintenance 9100-04582	9100-04582	9100	-	0.00%	-	(1,539)	1,539	-	-	-	-	-	-	-	-	-	-
A&G-Office supplies & expense - Utilities 9210-04590	9210-04590	9210	68,593	5.88%	11,029	9,981	11,158	6,396	16,998	13,032	10,486	10,184	10,184	10,694	10,674	10,674	10,682
A&G-Rents - Utilities 9310-04590	9310-04590	9310	3,617	0.31%	602	641	609	554	581	631	553	537	537	564	563	563	563
Customer accounts-Customer rec - Utilities 9030-04590	9030-04590	9030	37,229	3.19%	5,736	5,530	6,265	6,069	6,340	7,288	5,691	5,527	5,527	5,804	5,794	5,794	5,798
Rent, Maint., & Utilities			1,165,875	100.00%	177,684	212,791	173,539	208,580	213,927	179,355	178,225	173,100	173,100	181,758	181,433	181,433	181,558
Mains and Services Expenses - Vehicle Lease Payments 8740-03002	8740-03002	8740	32	0.75%	33	(4)	4	-	-	-	11	11	11	11	11	11	11
A&G-Office supplies & expense - Vehicle Expense 9210-03004	9210-03004	9210	-	0.00%	-	-	-	-	-	-	-	-	-	-	-	-	-
Mains and Services Expenses - Vehicle Expense 8740-03004	8740-03004	8740	1,495	35.08%	145	110	350	459	0	432	526	526	526	526	526	526	526
Mains and Services Expenses - 842 Vehicle Lease Expense 8740-03008	8740-03008	8740	2,486	58.33%	414	414	414	414	414	414	875	875	875	875	875	875	875
Mains and Services Expenses - Non 842 Fleet Lease/Rents 8740-04560	8740-04560	8740	150	3.52%	-	50	25	25	25	25	53	53	53	53	53	53	53
Mains and Services Expenses - 842 Variable Fleet Lease Expense 8740-04563	8740-04563	8740	99	2.32%	21	-	17	21	21	21	35	35	35	35	35	35	35
Vehicles & Equip			4,262	100.00%	612	570	810	918	460	891	1,500	1,500	1,500	1,500	1,500	1,500	1,500
Customer accounts-Customer rec - Non-Inventory Supplies 9030-02005	9030-02005	9030	264	1.11%	-	46	-	-	84	134	50	50	50	51	51	51	51
Customer accounts-Customer rec - Purchasing Card Charges 9030-02006	9030-02006	9030	244	1.03%	244	-	-	-	-	-	46	46	46	47	47	47	47
Customer accounts-Operation su - Office Supplies 9010-05010	9010-05010	9010	551	2.33%	32	214	212	-	-	92	104	104	104	106	106	106	106
Customer accounts-Customer rec - Office Supplies 9030-05010	9030-05010	9030	2,713	11.45%	97	166	160	86	2,129	74	510	510	510	521	521	521	521
Customer service-Supervision - Office Supplies 9070-05010	9070-05010	9070	-	0.00%	-	-	-	-	-	-	-	-	-	-	-	-	-
Customer service-Miscellaneous - Office Supplies 9100-05010	9100-05010	9100	-	0.00%	-	-	-	-	-	-	-	-	-	-	-	-	-
A&G-Office supplies & expense - Office Supplies 9210-05010	9210-05010	9210	19,884	83.97%	2,650	2,817	4,568	2,942	3,280	3,627	3,740	3,740	3,742	3,817	3,817	3,817	3,817
Meter and house regulator expe - Office Supplies 8780-05010	8780-05010	8780	26	0.11%	-	-	26	-	-	-	5	5	5	5	5	5	5
Materials & Supplies			23,681	100.00%	3,024	3,244	4,966	3,028	5,493	3,927	4,454	4,454	4,456	4,546	4,546	4,546	4,546
A&G-Office supplies & expense - Software Maintenance 9210-04201	9210-04201	9210	4,253,219	99.82%	618,983	717,296	656,859	653,327	847,762	758,992	2,992	1,939	1,931	450,895	446,707	473,768	486,854

A&G-Maintenance of general pla - Software Maintenance 9320-04201	9320-04201	9320	955	0.02%	67	271	-	-	206	411	1	0	0	101	100	106	109
Customer accounts-Operation su - IT Equipment 9010-04212	9010-04212	9010	-	0.00%	-	-	-	-	-	-	-	-	-	-	-	-	-
Customer accounts-Customer rec - IT Equipment 9030-04212	9030-04212	9030	773	0.02%	-	-	-	660	52	61	1	0	0	82	81	86	88
A&G-Office supplies & expense - IT Equipment 9210-04212	9210-04212	9210	5,731	0.13%	956	1,353	626	149	445	2,203	4	3	3	608	602	638	656
Information Technologies			4,260,678	100.00%	620,006	718,919	657,484	654,137	848,464	761,667	2,997	1,942	1,934	451,686	447,490	474,599	487,708
			-		-	-	-	-	-	-	-	-	-	-	-	-	-
A&G-Office supplies & expense - Monthly Lines and service 9210-05310	9210-05310	9210	219,516	24.48%	37,807	42,390	38,158	38,074	27,854	35,232	26,020	26,277	25,629	9,240	8,639	8,395	8,836
A&G-Office supplies & expense - Long Distance 9210-05312	9210-05312	9210	20,396	2.27%	3,069	3,547	4,184	3,362	3,200	3,034	2,418	2,442	2,381	859	803	780	821
A&G-Office supplies & expense - Toll Free Long Distance 9210-05314	9210-05314	9210	107,599	12.00%	7,655	8,793	9,139	9,950	9,814	62,248	12,754	12,880	12,562	4,529	4,235	4,115	4,331
A&G-Office supplies & expense - Telecom Maintenance & Repair 9210-05316	9210-05316	9210	210,828	23.51%	2,872	2,872	2,872	141,154	30,529	30,529	24,990	25,237	24,614	8,875	8,297	8,062	8,486
A&G-Office supplies & expense - WAN/LAN/Internet Service 9210-05331	9210-05331	9210	268,018	29.89%	44,984	44,964	44,843	44,417	44,400	44,410	31,769	32,083	31,291	11,282	10,548	10,249	10,788
A&G-Office supplies & expense - Cellular, radio, pager charges 9210-05364	9210-05364	9210	49,194	5.49%	8,030	353	16,162	8,064	8,434	8,151	5,831	5,889	5,743	2,071	1,936	1,881	1,980
A&G-Office supplies & expense - Cell service for data uses 9210-05376	9210-05376	9210	15,291	1.71%	2,511	245	5,030	2,546	2,506	2,453	1,812	1,830	1,785	644	602	585	615
Customer accounts-Customer rec - Cell phone equipment and accessories 9030-05377	9030-05377	9030	79	0.01%	-	22	-	41	-	16	9	9	9	3	3	3	3
A&G-Office supplies & expense - Cell phone equipment and accessories 9210-05377	9210-05377	9210	5,684	0.63%	921	105	1,696	1,314	1,045	604	674	680	664	239	224	217	229
Customer accounts-Operation su - Cell phone equipment and accessories 9010-05377	9010-05377	9010	-	0.00%	-	-	-	-	-	-	-	-	-	-	-	-	-
Telecom			896,605	100.00%	107,850	103,291	122,084	248,921	127,781	186,677	106,276	107,328	104,679	37,742	35,286	34,288	36,089
			-		-	-	-	-	-	-	-	-	-	-	-	-	-
Customer accounts-Customer rec - Community Rel&Trade Shows 9030-04040	9030-04040	9030	2,241	47.47%	118	-	-	1,759	-	365	1,721	1,662	2,136	3,818	3,758	4,233	3,818
A&G-Office supplies & expense - Community Rel&Trade Shows 9210-04040	9210-04040	9210	2,480	52.53%	217	459	270	2,310	(889)	113	1,904	1,838	2,364	4,224	4,159	4,684	4,224
Marketing			4,721	100.00%	334	459	270	4,069	(889)	478	3,625	3,500	4,500	8,042	7,917	8,917	8,042
			-		-	-	-	-	-	-	-	-	-	-	-	-	-
Customer accounts-Customer rec - Bank Service Charge 9030-04130	9030-04130	9030	140,212	69.92%	50,557	8,113	9,836	38,458	18,723	14,525	52,442	6,992	6,992	52,442	6,992	6,992	52,442
A&G-Office supplies & expense - Bank Service Charge 9210-04130	9210-04130	9210	60,311	30.08%	9,768	10,357	10,463	10,604	9,956	9,163	22,558	3,008	3,008	22,558	3,008	3,008	22,558
Customer accounts-Customer rec - Printing/Slides/Graphics 9030-04145	9030-04145	9030	-	0.00%	-	-	-	-	-	-							-
Directors & Shareholders &PR			200,523	100.00%	60,325	18,471	20,298	49,062	28,678	23,688	75,000	10,000	10,000	75,000	10,000	10,000	75,000
			-		-	-	-	-	-	-	-	-	-	-	-	-	-
Customer accounts-Customer rec - Membership Fees 9030-05415	9030-05415	9030	197	1.24%	100	-	-	97	-	-	2	2	2	7	92	4	5
A&G-Office supplies & expense - Membership Fees 9210-05415	9210-05415	9210	14,963	93.99%	7,444	7,444	-	-	75	-	164	188	117	548	7,003	313	360
Customer accounts-Operation su - Club Dues - Deductible 9010-05417	9010-05417	9010	250	1.57%	-	-	-	-	250	-	3	3	2	9	117	5	6
Customer accounts-Customer rec - Club Dues - Deductible 9030-05417	9030-05417	9030	509	3.20%	-	245	-	-	264	-	6	6	4	19	238	11	12
Dues & Membership Fees			15,919	100.00%	7,544	7,689	-	97	589	-	175	200	125	583	7,450	333	383
			-		-	-	-	-	-	-	-	-	-	-	-	-	-
Customer accounts-Customer rec - Postage/Delivery Services 9030-05111	9030-05111	9030	-	0.00%	-	-	-	-	-	-	-	-	-	-	-	-	-
A&G-Office supplies & expense - Postage/Delivery Services 9210-05111	9210-05111	9210	36,507	100.00%	5,296	5,622	6,152	6,231	6,536	6,671	6,508	6,508	6,506	6,931	6,925	6,925	6,925
Print & Postages			36,507	100.00%	5,296	5,622	6,152	6,231	6,536	6,671	6,508	6,508	6,506	6,931	6,925	6,925	6,925
			-		-	-	-	-	-	-	-	-	-	-	-	-	-
A&G-Office supplies & expense - Misc - Nondeductible 9210-05410	9210-05410	9210	25	0.01%	-	-	-	-	-	25	3	3	3	4	4	4	4
Customer accounts-Operation su - Meals and Entertainment 9010-05411	9010-05411	9010	10,314	5.94%	1,254	945	2,051	2,007	2,521	1,535	1,207	1,203	1,203	1,707	1,703	1,733	1,707
Customer accounts-Customer rec - Meals and Entertainment 9030-05411	9030-05411	9030	58,754	33.82%	9,581	6,312	5,831	14,315	8,494	14,222	6,874	6,853	6,856	9,724	9,703	9,872	9,724
A&G-Office supplies & expense - Meals and Entertainment 9210-05411	9210-05411	9210	17,135	9.86%	2,506	4,328	2,968	4,130	2,186	1,017	2,005	1,999	1,999	2,836	2,830	2,879	2,836
Customer accounts-Operation su - Spousal & Dependent Travel 9010-05412	9010-05412	9010	-	0.00%	-	-	-	-	-	-	-	-	-	-	-	-	-
Customer accounts-Customer rec - Spousal & Dependent Travel 9030-05412	9030-05412	9030	213	0.12%	-	-	213	-	-	-	25	25	25	35	35	36	35
Customer accounts-Operation su - Transportation 9010-05413	9010-05413	9010	13,796	7.94%	1,422	1,782	2,982	2,871	3,373	1,365	1,614	1,609	1,610	2,283	2,278	2,318	2,283
Customer accounts-Customer rec - Transportation 9030-05413	9030-05413	9030	23,261	13.39%	2,099	(1,362)	5,591	8,083	4,514	4,335	2,721	2,713	2,714	3,850	3,841	3,908	3,850
A&G-Office supplies & expense - Transportation 9210-05413	9210-05413	9210	13,275	7.64%	1,236	2,685	4,176	2,493	1,699	984	1,553	1,548	1,549	2,197	2,192	2,230	2,197
A&G-Office supplies & expense - Lodging 9210-05414	9210-05414	9210	8,545	4.92%	872	755	865	1,328	3,612	1,113	1,000	997	997	1,414	1,411	1,436	1,414
Customer accounts-Operation su - Lodging 9010-05414	9010-05414	9010	10,288	5.92%	669	2,097	1,762	2,607	2,514	638	1,204	1,200	1,200	1,703	1,699	1,728	1,703
Customer accounts-Customer rec - Lodging 9030-05414	9030-05414	9030	21,240	12.22%	223	2,760	1,696	7,031	8,221	1,309	2,485	2,477	2,478	3,515	3,508	3,569	3,515
A&G-Office supplies & expense - Misc Employee Expense 9210-05419	9210-05419	9210	(3,099)	-1.78%	(10,910)	-	6,592	569	-	650	(363)	(361)	(362)	(513)	(512)	(521)	(513)
Travel & Entertainment			173,746	100.00%	8,953	20,303	34,727	45,434	37,135	27,194	20,327	20,266	20,274	28,755	28,692	29,192	28,755
			-		-	-	-	-	-	-	-	-	-	-	-	-	-
Customer accounts-Operation su - Employee Development 9010-05420	9010-05420	9010	3,324	12.52%	-	2,345	-	-	979	-	1,345	387	275	1,452	556	556	1,452
Customer accounts-Customer rec - Employee Development 9030-05420	9030-05420	9030	5,385	20.29%	90	-	1,650	2,350	1,295	-	2,179	627	446	2,352	901	901	2,352
A&G-Office supplies & expense - Employee Development 9210-05420	9210-05420	9210	8,356	31.49%	-	-	1,000	4,045	3,311	-	3,382	973	692	3,650	1,399	1,399	3,650
Customer accounts-Operation su - Training 9010-05421	9010-05421	9010	3,100	11.68%	-	-	3,100	-	-	-	1,255	361	257	1,354	519	519	1,354
Customer accounts-Customer rec - Training 9030-05421	9030-05421	9030	450	1.70%	-	-	450	-	-	-	182	52	37	197	75	75	197
A&G-Office supplies & expense - Training 9210-05421	9210-05421	9210	1,295	4.88%	-	-	-	-	1,295	-	524	151	107	566	217	217	566
Customer accounts-Customer rec - Books & Manuals 9030-05424	9030-05424	9030	79	0.30%	79	-	-	-	-	-	32	9	7	35	13	13	35
A&G-Office supplies & expense - Books & Manuals 9210-05424	9210-05424	9210	-	0.00%	-	-	-	-	-	-	-	-	-	-	-	-	-
Customer accounts-Customer rec - Computer Skills & Systems Training 9030-05428	9030-05428	9030	4,549	17.14%	-	-	4,549	-	-	-	1,841	530	377	1,987	762	762	1,987
A&G-Office supplies & expense - Computer Skills & Systems Training 9210-05428	9210-05428	9210	-	0.00%	-	-	-	-	-	-	-	-	-	-	-	-	-
Training			26,537	100.00%	169	2,345	10,749	6,395	6,880	-	10,741	3,091	2,199	11,593	4,443	4,443	11,593
			-		-	-	-	-	-	-	-	-	-	-	-	-	-
A&G-Office supplies & expense - Contract Labor 9210-06111	9210-06111	9210	561,886	62.65%	89,526	121,973	69,644	89,136	83,005	108,603	55,188	55,188	56,374	103,835	103,708	103,748	104,115
A&G-Outside services employed - Contract Labor 9230-06111	9230-06111	9230	311,499	34.73%	60,626	62,466	9,034	82,013	193,636	(96,276)	30,595	30,595	31,253	57,564	57,494	57,516	57,719
A&G-Office supplies & expense - Bill Print Fees 9210-06116	9210-06116	9210	23,420	2.61%	-	23,420	-	3,558	(3,558)	-	2,300	2,300	2,350	4,328	4,323	4,324	4,340
Outside Services			896,805	100.00%	150,152	207,859	78,677	174,707	273,082	12,327	88,083	88,083	89,977	165,727	165,524	165,589	166,173
			-		-	-	-	-	-	-	-	-	-	-	-	-	-
A&G-Administrative & general s - A&G Overhead Clearing 9200-04863	9200-04863	9200	-	0.00%	-	-	-	-	-	-	-	-	-	-	-	-	-
Miscellaneous general expenses - Misc General Expense 9302-07590	9302-07590	9302	-	0.00%	-	-	-	-	-	-	791	666	664	791	666	666	791
Miscellaneous			-	0.00%	-	-	-	-	-	-	791	666	664	791	666	666	791
			-								-	-	-	-	-	-	-
Total O&M Expenses Before Allocations					5,518,126	4,953,330	4,747,446	5,206,149	5,663,872	4,469,031	4,551,309	4,267,010	4,088,246	5,205,494	4,851,147	5,191,293	5,575,196
					-	-	-	-	-	-	-	-	-	(147,113)	(147,113)	(120,147)	(118,177)
					-	-	-	-	-	-	-	-	-	-	-	-	-
Cloud Computing Adj														(147,113)	(147,113)	(120,147)	(118,177)

Table of values by FERC account:	*Col. #:*	*1*	*2*	*3*	*4*	*5*	*6*	*7*	*8*	*9*	*10*	*11*	*12*	*13*	*14*	*15*
		8140		0	0	0	0	0	0	0	0	0	0	0	0	0
		8150		0	0	0	0	0	0	0	0	0	0	0	0	0
		8160		0	0	0	0	0	0	0	0	0	0	0	0	0
		8170		0	0	0	0	0	0	0	0	0	0	0	0	0
		8180		0	0	0	0	0	0	0	0	0	0	0	0	0
		8190		0	0	0	0	0	0	0	0	0	0	0	0	0
		8200		0	0	0	0	0	0	0	0	0	0	0	0	0
		8210		0	0	0	0	0	0	0	0	0	0	0	0	0
		8240		0	0	0	0	0	0	0	0	0	0	0	0	0

8250	0	0	0	0	0	0	0	0	0	0	0	0	0
8310	0	0	0	0	0	0	0	0	0	0	0	0	0
8320	0	0	0	0	0	0	0	0	0	0	0	0	0
8340	0	0	0	0	0	0	0	0	0	0	0	0	0
8350	0	0	0	0	0	0	0	0	0	0	0	0	0
8360	0	0	0	0	0	0	0	0	0	0	0	0	0
8400	0	0	0	0	0	0	0	0	0	0	0	0	0
8410	0	0	0	0	0	0	0	0	0	0	0	0	0
8470	0	0	0	0	0	0	0	0	0	0	0	0	0
8500	0	0	0	0	0	0	0	0	0	0	0	0	0
8560	0	0	0	0	0	0	0	0	0	0	0	0	0
8570	0	0	0	0	0	0	0	0	0	0	0	0	0
8580	0	0	0	0	0	0	0	0	0	0	0	0	0
8590	0	0	0	0	0	0	0	0	0	0	0	0	0
8600	0	0	0	0	0	0	0	0	0	0	0	0	0
8620	0	0	0	0	0	0	0	0	0	0	0	0	0
8630	0	0	0	0	0	0	0	0	0	0	0	0	0
8640	0	0	0	0	0	0	0	0	0	0	0	0	0
8650	0	0	0	0	0	0	0	0	0	0	0	0	0
8670	0	0	0	0	0	0	0	0	0	0	0	0	0
8700	0	0	0	0	0	0	0	0	0	0	0	0	0
8710	0	0	0	0	0	0	0	0	0	0	0	0	0
8711	0	0	0	0	0	0	0	0	0	0	0	0	0
8720	0	0	0	0	0	0	0	0	0	0	0	0	0
8740	612	570	810	918	460	891	1,500	1,500	1,500	1,500	1,500	1,500	1,500
8750	0	0	0	0	0	0	0	0	0	0	0	0	0
8760	0	0	0	0	0	0	0	0	0	0	0	0	0
8770	0	0	0	0	0	0	0	0	0	0	0	0	0
8780	0	0	26	0	0	0	5	5	5	5	5	5	5
8790	0	0	0	0	0	0	0	0	0	0	0	0	0
8800	0	0	0	0	0	0	0	0	0	0	0	0	0
8810	0	0	0	3,204	11,058	0	2,180	2,117	2,117	2,223	2,219	2,219	2,221
8850	0	0	0	0	0	0	0	0	0	0	0	0	0
8860	0	0	0	0	0	0	0	0	0	0	0	0	0
8870	0	0	0	0	0	0	0	0	0	0	0	0	0
8890	0	0	0	0	0	0	0	0	0	0	0	0	0
8900	0	0	0	0	0	0	0	0	0	0	0	0	0
8910	0	0	0	0	0	0	0	0	0	0	0	0	0
8920	0	0	0	0	0	0	0	0	0	0	0	0	0
8930	0	0	0	0	0	0	0	0	0	0	0	0	0
8940	0	0	0	0	0	0	0	0	0	0	0	0	0
8950	0	0	0	0	0	0	0	0	0	0	0	0	0
9010	281,690	261,043	264,394	265,276	247,985	210,483	285,853	272,782	260,569	292,759	266,492	285,899	306,232
9020	(794)	0	0	0	0	0	(149)	(143)	(136)	(151)	(138)	(149)	(159)
9030	2,730,007	2,218,549	2,139,808	2,253,102	2,179,184	1,904,682	2,538,028	2,390,667	2,285,037	2,589,353	2,323,795	2,495,300	2,707,540
9040	0	0	0	0	0	0	0	0	0	0	0	0	0
9070	0	0	0	0	0	0	0	0	0	0	0	0	0
9080	0	0	0	0	0	0	0	0	0	0	0	0	0
9090	0	0	0	0	0	0	0	0	0	0	0	0	0
9100	0	(1,539)	1,539	0	0	0	0	0	0	0	0	0	0
9110	0	0	0	0	0	0	0	0	0	0	0	0	0
9120	0	0	0	0	0	0	0	0	0	0	0	0	0
9130	0	0	0	0	0	0	0	0	0	0	0	0	0
9160	0	0	0	0	0	0	0	0	0	0	0	0	0
9200	299,736	227,416	348,266	421,979	632,422	360,486	429,535	412,341	393,883	437,084	399,089	428,925	457,649
9210	896,087	1,075,336	958,047	1,100,712	1,148,788	1,159,464	270,933	246,085	244,691	710,380	688,760	709,551	747,048
9220	0	0	0	0	0	0	0	0	0	0	0	0	0
9230	60,626	62,466	9,034	82,013	193,636	(96,276)	30,595	30,595	31,253	57,564	57,494	57,516	57,719
9240	6,316	6,316	6,101	6,101	6,101	6,101	0	0	0	0	0	0	0
9250	48	48	48	38	38	38	0	0	0	0	0	0	0
9260	1,128,722	963,227	922,625	940,288	1,106,148	825,980	882,198	803,714	761,982	1,001,868	999,349	1,097,937	1,182,647
9270	0	0	0	0	0	0	0	0	0	0	0	0	0
9280	0	0	0	0	0	0	0	0	0	0	0	0	0
9290	0	0	0	0	0	0	0	0	0	0	0	0	0
9301	0	0	0	0	0	0	0	0	0	0	0	0	0
9302	0	0	0	0	0	0	791	666	664	791	666	666	791
9310	115,009	139,627	96,749	132,519	137,848	96,771	109,839	106,680	106,680	112,016	111,816	111,816	111,893
9320	67	271	0	0	206	411	1	0	0	101	100	106	109
	5,518,126	4,953,330	4,747,446	5,206,149	5,663,872	4,469,031	4,551,309	4,267,010	4,088,246	5,205,494	4,851,147	5,191,293	5,575,196
	-	-	-	-	-	-	-	-	-	-	-	-	-

acct 9220 will not show up here for Div 12

									3.5%	3.5%	3.5%	3.5%	3.5%	3.5%				*Linked to Sched. C.2.2 B 12 and Sched. C.2.2-F 12 factors in KY Rev Req Model*
25.8%	25.8%	25.8%	25.8%	25.8%	25.8%	25.8%	25.8%	25.8%	25.8%	25.8%	25.8%	25.8%	25.8%	25.8%				
0.0%	0.0%	0.0%	0.0%	0.0%	0.0%	0.0%	0.0%	0.0%	0.0%	0.0%	0.0%	0.0%	0.0%	0.0%				Allocated
		Test Year																
							<== Budget	**Forecast ==>**						**<== Forecast**				
2025	2025	2025	2025	2025	2025	2025	2025	2025	2025	2025	2026	2026	2026				4.64%	5.39%
February	March	April	May	June	July	August	September	October	November	December	January	February	March		Base	Test	Base	Test
258,822	268,480	278,362	275,533	263,438	285,905	260,443	272,631	295,553	269,861	290,036	309,459	267,881	277,876					
-	-	-	-	-	-	-	-	-	-	-	-	-	-					
2,275,687	2,360,603	2,447,495	2,422,624	2,316,273	2,513,814	2,289,938	2,397,104	2,598,647	2,372,751	2,550,139	2,720,912	2,355,336	2,443,224					
390,247	404,809	419,709	415,444	397,207	431,082	392,691	411,068	445,630	406,892	437,311	466,596	403,905	418,977					
-	-	-	-	-	-	-	-	-	-	-	-	-	-					
55,408	57,475	59,591	58,985	56,396	61,205	55,755	58,364	63,271	57,771	62,090	66,248	57,347	59,487					
(53,354)	(55,344)	(57,382)	(56,798)	(54,305)	(58,936)	(53,688)	(56,200)	(60,925)	(55,629)	(59,788)	(63,792)	(55,221)	(57,281)					
-	-	-	-	-	-	-	-	-	-	-	-	-	-					
-	-	-	-	-	-	-	-	-	-	-	-	-	-					
(1,435)	(1,489)	(1,544)	(1,528)	(1,461)	(1,585)	(1,444)	(1,512)	(1,639)	(1,496)	(1,608)	(1,716)	(1,485)	(1,541)					
(137)	(142)	(148)	(146)	(140)	(152)	(138)	(145)	(157)	(143)	(154)	(164)	(142)	(147)					
(6,191)	(6,422)	(6,659)	(6,591)	(6,302)	(6,839)	(6,230)	(6,522)	(7,070)	(6,455)	(6,938)	(7,403)	(6,408)	(6,647)					
5,913	6,134	6,360	6,295	6,019	6,532	5,951	6,229	6,753	6,166	6,627	7,070	6,120	6,349					
-	-	-	-	-	-	-	-	-	-	-	-	-	-					
11,956	12,402	12,859	12,728	12,169	13,207	12,031	12,594	13,653	12,466	13,398	14,295	12,374	12,836					
(14,010)	(14,533)	(15,068)	(14,915)	(14,260)	(15,476)	(14,098)	(14,757)	(15,998)	(14,608)	(15,700)	(16,751)	(14,500)	(15,041)					
-	-	-	-	-	-	-	-	-	-	-	-	-	-					
2,922,905	3,031,972	3,143,576	3,111,632	2,975,034	3,228,757	2,941,210	3,078,854	3,337,717	3,047,575	3,275,412	3,494,754	3,025,207	3,138,091		35,349,640	37,797,819	1,640,258	2,037,733
-	-	-	-	-	-	-	-	-	-	-	-	-	-					
63,008	65,360	67,765	67,077	64,132	69,602	63,403	66,370	69,517	63,474	68,220	72,788	63,008	65,360					
53,612	55,613	57,660	57,074	54,569	59,222	53,948	56,473	59,151	54,009	58,047	61,934	53,612	55,613					
488,039	506,249	524,884	519,550	496,743	539,107	491,095	514,078	538,454	491,647	528,403	563,788	488,039	506,249					
120,490	124,986	129,586	128,270	122,639	133,098	121,244	126,918	132,937	121,381	130,455	139,191	120,490	124,986					
61,903	64,213	66,576	65,900	63,007	68,380	62,291	65,206	68,298	62,361	67,023	71,511	61,903	64,213					
6,632	6,880	7,133	7,061	6,751	7,326	6,674	6,986	7,318	6,682	7,181	7,662	6,632	6,880					
18,516	19,207	19,914	19,711	18,846	20,453	18,632	19,504	20,428	18,653	20,047	21,389	18,516	19,207					
(67,430)	(69,946)	(72,521)	(71,784)	(68,633)	(74,486)	(67,852)	(71,028)	(74,396)	(67,929)	(73,007)	(77,896)	(67,430)	(69,946)					
-	-	-	-	-	-	-	-	-	-	-	-	-	-					
(29,293)	(30,386)	(31,505)	(31,185)	(29,816)	(32,359)	(29,477)	(30,856)	(32,319)	(29,510)	(31,716)	(33,840)	(29,293)	(30,386)					
-	-	-	-	-	-	-	-	-	-	-	-	-	-					
715,477	742,174	769,493	761,674	728,237	790,344	719,957	753,650	789,387	720,767	774,652	826,527	715,477	742,174		8,991,585	9,092,340	417,218	490,181
-	-	-	-	-	-	-	-	-	-	-	-	-	-					
645	561	484	695	444	1,271	33	28	434	569	660	727	645	561					
2,322	2,019	1,742	2,501	1,598	4,577	118	102	1,563	2,049	2,378	2,619	2,322	2,019					
-	-	-	-	-	-	-	-	-	-	-	-	-	-					
-	-	-	-	-	-	-	-	-	-	-	-	-	-					
-	-	-	-	-	-	-	-	-	-	-	-	-	-					
257,667	224,086	193,280	277,581	177,346	508,014	13,050	11,327	173,440	227,396	263,886	290,687	257,667	224,086					
37,473	32,589	28,109	40,369	25,792	73,882	1,898	1,647	25,224	33,071	38,378	42,275	37,473	32,589					
17,936	15,599	13,454	19,322	12,345	35,363	908	788	12,073	15,829	18,369	20,235	17,936	15,599					
269	234	202	290	185	531	14	12	181	237	276	304	269	234					
253	220	190	273	174	499	13	11	171	224	259	286	253	220					
854	743	641	920	588	1,685	43	38	575	754	875	964	854	743					
4,375	3,805	3,282	4,713	3,011	8,626	222	192	2,945	3,861	4,481	4,936	4,375	3,805					
321,795	279,856	241,383	346,665	221,484	634,447	16,298	14,147	216,606	283,990	329,561	363,033	321,795	279,856		2,489,865	3,269,264	115,532	176,251
-	-	-	-	-	-	-	-	-	-	-	-	-	-					
-	-	-	-	-	-	-	-	-	-	-	-	-	-					
-	-	-	-	-	-	-	-	-	-	-	-	-	-					
-	-	-	-	-	-	-	-	-	-	-	-	-	-		37,293	-	1,730	-
-	-	-	-	-	-	-	-	-	-	-	-	-	-					
2,341	2,342	2,342	2,342	2,342	2,221	2,219	2,219	2,223	2,219	2,219	2,221	2,341	2,342					
22,658	22,670	22,673	22,670	22,670	21,501	21,486	21,486	21,524	21,486	21,486	21,501	22,658	22,670					
94,666	94,715	94,727	94,715	94,715	89,829	89,767	89,769	89,928	89,767	89,767	89,829	94,666	94,715					
53,340	53,368	53,375	53,368	53,368	50,615	50,580	50,582	50,671	50,580	50,580	50,615	53,340	53,368					
368	368	368	368	368	349	349	349	350	349	349	349	368	368					
-	-	-	-	-	-	-	-	-	-	-	-	-	-					
11,257	11,263	11,264	11,263	11,263	10,682	10,674	10,675	10,694	10,674	10,674	10,682	11,257	11,263					
594	594	594	594	594	563	563	563	564	563	563	563	594	594					
6,110	6,113	6,114	6,113	6,113	5,798	5,794	5,794	5,804	5,794	5,794	5,798	6,110	6,113					
191,333	191,433	191,458	191,433	191,433	181,558	181,433	181,437	181,758	181,433	181,433	181,558	191,333	191,433		2,234,924	2,227,700	103,703	120,098
-	-	-	-	-	-	-	-	-	-	-	-	-	-					
11	11	11	11	11	11	11	11	11	11	11	11	11	11					
-	-	-	-	-	-	-	-	-	-	-	-	-	-					
526	526	526	526	526	526	526	526	526	526	526	526	526	526					
875	875	875	875	875	875	875	875	875	875	875	875	875	875					
53	53	53	53	53	53	53	53	53	53	53	53	53	53					
35	35	35	35	35	35	35	35	35	35	35	35	35	35					
1,500	1,500	1,500	1,500	1,500	1,500	1,500	1,500	1,500	1,500	1,500	1,500	1,500	1,500		13,262	18,000	615	970
-	-	-	-	-	-	-	-	-	-	-	-	-	-					
51	51	51	51	51	51	51	51	51	51	51	51	51	51					
47	47	47	47	47	47	47	47	47	47	47	47	47	47					
106	106	106	106	106	106	106	106	106	106	106	106	106	106					
521	521	521	521	521	521	521	521	521	521	521	521	521	521					
-	-	-	-	-	-	-	-	-	-	-	-	-	-					
-	-	-	-	-	-	-	-	-	-	-	-	-	-					
3,817	3,817	3,817	3,817	3,817	3,817	3,817	3,816	3,817	3,817	3,817	3,817	3,817	3,817					
5	5	5	5	5	5	5	5	5	5	5	5	5	5					
4,546	4,546	4,546	4,546	4,546	4,546	4,546	4,544	4,546	4,546	4,546	4,546	4,546	4,546		50,683	54,550	2,352	2,941
-	-	-	-	-	-	-	-	-	-	-	-	-	-					
485,801	485,969	504,491	481,663	481,663	488,089	537,019	491,451	450,895	446,707	473,768	486,854	485,801	485,969					

109	109	113	108	108	110	121	110	101	100	106	109	109	109					
-	-	-	-	-	-	-	-	-	-	-	-	-	-					
88	88	92	88	88	89	98	89	82	81	86	88	88	88					
655	655	680	649	649	658	724	662	608	602	638	656	655	655					
486,652	486,821	505,376	482,508	482,508	488,945	537,961	492,313	451,686	447,490	474,599	487,708	486,652	486,821	5,641,326	5,824,567		261,763	314,011
-	-	-	-	-	-	-	-	-	-	-	-	-	-					
8,977	8,977	9,315	8,440	8,378	8,767	8,365	8,381	9,240	8,639	8,395	8,836	8,977	8,977					
834	834	866	784	778	815	777	779	859	803	780	821	834	834					
4,400	4,400	4,566	4,137	4,106	4,297	4,100	4,108	4,529	4,235	4,115	4,331	4,400	4,400					
8,622	8,622	8,946	8,106	8,046	8,420	8,034	8,050	8,875	8,297	8,062	8,486	8,622	8,622					
10,961	10,961	11,373	10,304	10,229	10,704	10,213	10,233	11,282	10,548	10,249	10,788	10,961	10,961					
2,012	2,012	2,088	1,891	1,877	1,965	1,875	1,878	2,071	1,936	1,881	1,980	2,012	2,012					
625	625	649	588	584	611	583	584	644	602	585	615	625	625					
3	3	3	3	3	3	3	3	3	3	3	3	3	3					
232	232	241	219	217	227	217	217	239	224	217	229	232	232					
-	-	-	-	-	-	-	-	-	-	-	-	-	-					
36,667	36,667	38,047	34,471	34,218	35,809	34,167	34,234	37,742	35,286	34,288	36,089	36,667	36,667	1,322,204	427,685		61,352	23,057
-	-	-	-	-	-	-	-	-	-	-	-	-	-					
3,758	4,233	3,818	3,758	4,233	3,818	3,758	4,231	3,818	3,758	4,233	3,818	3,758	4,233					
4,159	4,684	4,224	4,159	4,684	4,224	4,159	4,682	4,224	4,159	4,684	4,224	4,159	4,684					
7,917	8,917	8,042	7,917	8,917	8,042	7,917	8,913	8,042	7,917	8,917	8,042	7,917	8,917	41,222	99,500		1,913	5,364
-	-	-	-	-	-	-	-	-	-	-	-	-	-					
6,992	6,992	52,442	6,992	6,992	52,442	6,992	6,992	52,442	6,992	6,992	52,442	6,992	6,992					
3,008	3,008	22,558	3,008	3,008	22,558	3,008	3,008	22,558	3,008	3,008	22,558	3,008	3,008					
-	-	-	-	-	-	-	-	-	-	-	-	-	-					
10,000	10,000	75,000	10,000	10,000	75,000	10,000	10,000	75,000	10,000	10,000	75,000	10,000	10,000	390,523	380,000		18,121	20,486
-	-	-	-	-	-	-	-	-	-	-	-	-	-					
3	8	6	3	4	5	5	4	7	92	4	5	3	8					
196	571	430	196	313	360	383	317	548	7,003	313	360	196	571					
3	10	7	3	5	6	6	5	9	117	5	6	3	10					
7	19	15	7	11	12	13	11	19	238	11	12	7	19					
208	608	458	208	333	383	408	337	583	7,450	333	383	208	608	24,785	11,692		1,150	630
-	-	-	-	-	-	-	-	-	-	-	-	-	-					
-	-	-	-	-	-	-	-	-	-	-	-	-	-					
6,925	6,925	6,925	6,925	6,925	6,925	6,925	6,919	6,931	6,925	6,925	6,925	6,925	6,925					
6,925	6,925	6,925	6,925	6,925	6,925	6,925	6,919	6,931	6,925	6,925	6,925	6,925	6,925	76,810	83,100		3,564	4,480
-	-	-	-	-	-	-	-	-	-	-	-	-	-					
4	4	4	4	4	4	4	4	4	4	4	4	4	4					
1,703	1,703	1,707	1,703	1,703	1,707	1,703	1,704	1,707	1,703	1,733	1,707	1,703	1,703					
9,703	9,703	9,724	9,703	9,703	9,723	9,703	9,707	9,724	9,703	9,872	9,724	9,703	9,703					
2,830	2,830	2,836	2,830	2,830	2,836	2,830	2,831	2,836	2,830	2,879	2,836	2,830	2,830					
-	-	-	-	-	-	-	-	-	-	-	-	-	-					
35	35	35	35	35	35	35	35	35	35	36	35	35	35					
2,278	2,278	2,283	2,278	2,278	2,283	2,278	2,279	2,283	2,278	2,318	2,283	2,278	2,278					
3,841	3,841	3,850	3,841	3,841	3,849	3,842	3,843	3,850	3,841	3,908	3,850	3,841	3,841					
2,192	2,192	2,197	2,192	2,192	2,197	2,192	2,193	2,197	2,192	2,230	2,197	2,192	2,192					
1,411	1,411	1,414	1,411	1,411	1,414	1,411	1,412	1,414	1,411	1,436	1,414	1,411	1,411					
1,699	1,699	1,703	1,699	1,699	1,702	1,699	1,700	1,703	1,699	1,728	1,703	1,699	1,699					
3,508	3,508	3,515	3,508	3,508	3,515	3,508	3,509	3,515	3,508	3,569	3,515	3,508	3,508					
(512)	(512)	(513)	(512)	(512)	(513)	(512)	(512)	(513)	(512)	(521)	(513)	(512)	(512)					
28,692	28,692	28,755	28,692	28,692	28,753	28,694	28,705	28,755	28,692	29,192	28,755	28,692	28,692	321,252	345,069		14,906	18,603
-	-	-	-	-	-	-	-	-	-	-	-	-	-					
556	556	1,452	556	556	1,515	556	556	1,452	556	556	1,452	556	556					
901	901	2,352	901	901	2,454	901	901	2,352	901	901	2,352	901	901					
1,399	1,399	3,650	1,399	1,399	3,808	1,399	1,399	3,650	1,399	1,399	3,650	1,399	1,399					
519	519	1,354	519	519	1,413	519	519	1,354	519	519	1,354	519	519					
75	75	197	75	75	205	75	75	197	75	75	197	75	75					
217	217	566	217	217	590	217	217	566	217	217	566	217	217					
13	13	35	13	13	36	13	13	35	13	13	35	13	13					
-	-	-	-	-	-	-	-	-	-	-	-	-	-					
762	762	1,987	762	762	2,073	762	762	1,987	762	762	1,987	762	762					
-	-	-	-	-	-	-	-	-	-	-	-	-	-					
4,443	4,443	11,593	4,443	4,443	12,093	4,443	4,443	11,593	4,443	4,443	11,593	4,443	4,443	63,047	82,416		2,925	4,443
-	-	-	-	-	-	-	-	-	-	-	-	-	-					
104,043	120,430	124,352	121,239	120,404	104,842	104,569	104,772	103,835	103,708	103,748	104,115	104,043	120,430					
57,679	66,764	68,938	67,212	66,750	58,122	57,971	58,084	57,564	57,494	57,516	57,719	57,679	66,764	576,515	731,813			
4,337	5,020	5,183	5,053	5,019	4,370	4,359	4,367	4,328	4,323	4,324	4,340	4,337	5,020					
166,059	192,214	198,473	193,505	192,173	167,334	166,899	167,223	165,727	165,524	165,589	166,173	166,059	192,214	1,659,788	2,106,891		77,016	113,585
-	-	-	-	-	-	-	-	-	-	-	-	-	-					
-	-	-	-	-	-	-	-	-	-	-	-	-	-					
666	666	791	666	666	791	666	664	791	666	666	791	666	666					
666	666	791	666	666	791	666	664	791	666	666	791	666	666	4,244	8,490		197	458
-	-	-	-	-	-	-	-	-	-	-	-	-	-					
4,905,785	5,027,434	5,225,416	5,186,784	4,891,109	5,665,227	4,663,023	4,787,883	5,318,364	4,954,205	5,302,056	5,693,376	5,008,087	5,133,553	58,712,454	61,829,082		2,724,315	3,333,292
(118,177)	(118,177)	(118,177)	(118,177)	(118,177)	(116,087)	(116,016)	(111,959)							59,288,969	62,560,895	x	4.64%	5.39%
-	-	-	-	-	-	-	-	-	-	-	-	-	-	(576,515)	(731,813)			
(118,177)	(118,177)	(118,177)	(118,177)	(118,177)	(116,087)	(116,016)	(111,959)											

16	17	18	19	20	21	22	23	24	25	26	27	28	29
0	0	0	0	0	0	0	0	0	0	0	0	0	0
0	0	0	0	0	0	0	0	0	0	0	0	0	0
0	0	0	0	0	0	0	0	0	0	0	0	0	0
0	0	0	0	0	0	0	0	0	0	0	0	0	0
0	0	0	0	0	0	0	0	0	0	0	0	0	0
0	0	0	0	0	0	0	0	0	0	0	0	0	0
0	0	0	0	0	0	0	0	0	0	0	0	0	0
0	0	0	0	0	0	0	0	0	0	0	0	0	0
0	0	0	0	0	0	0	0	0	0	0	0	0	0

0	0	0	0	0	0	0	0	0	0	0	0	0	0
0	0	0	0	0	0	0	0	0	0	0	0	0	0
0	0	0	0	0	0	0	0	0	0	0	0	0	0
0	0	0	0	0	0	0	0	0	0	0	0	0	0
0	0	0	0	0	0	0	0	0	0	0	0	0	0
0	0	0	0	0	0	0	0	0	0	0	0	0	0
0	0	0	0	0	0	0	0	0	0	0	0	0	0
0	0	0	0	0	0	0	0	0	0	0	0	0	0
0	0	0	0	0	0	0	0	0	0	0	0	0	0
0	0	0	0	0	0	0	0	0	0	0	0	0	0
0	0	0	0	0	0	0	0	0	0	0	0	0	0
0	0	0	0	0	0	0	0	0	0	0	0	0	0
0	0	0	0	0	0	0	0	0	0	0	0	0	0
0	0	0	0	0	0	0	0	0	0	0	0	0	0
0	0	0	0	0	0	0	0	0	0	0	0	0	0
0	0	0	0	0	0	0	0	0	0	0	0	0	0
0	0	0	0	0	0	0	0	0	0	0	0	0	0
0	0	0	0	0	0	0	0	0	0	0	0	0	0
0	0	0	0	0	0	0	0	0	0	0	0	0	0
0	0	0	0	0	0	0	0	0	0	0	0	0	0
0	0	0	0	0	0	0	0	0	0	0	0	0	0
0	0	0	0	0	0	0	0	0	0	0	0	0	0
0	0	0	0	0	0	0	0	0	0	0	0	0	0
1,500	1,500	1,500	1,500	1,500	1,500	1,500	1,500	1,500	1,500	1,500	1,500	1,500	1,500
0	0	0	0	0	0	0	0	0	0	0	0	0	0
0	0	0	0	0	0	0	0	0	0	0	0	0	0
0	0	0	0	0	0	0	0	0	0	0	0	0	0
5	5	5	5	5	5	5	5	5	5	5	5	5	5
0	0	0	0	0	0	0	0	0	0	0	0	0	0
0	0	0	0	0	0	0	0	0	0	0	0	0	0
2,341	2,342	2,342	2,342	2,342	2,221	2,219	2,219	2,223	2,219	2,219	2,221	2,341	2,342
0	0	0	0	0	0	0	0	0	0	0	0	0	0
0	0	0	0	0	0	0	0	0	0	0	0	0	0
0	0	0	0	0	0	0	0	0	0	0	0	0	0
0	0	0	0	0	0	0	0	0	0	0	0	0	0
0	0	0	0	0	0	0	0	0	0	0	0	0	0
0	0	0	0	0	0	0	0	0	0	0	0	0	0
0	0	0	0	0	0	0	0	0	0	0	0	0	0
0	0	0	0	0	0	0	0	0	0	0	0	0	0
0	0	0	0	0	0	0	0	0	0	0	0	0	0
0	0	0	0	0	0	0	0	0	0	0	0	0	0
264,505	274,082	285,620	281,143	269,018	293,550	265,879	278,000	302,699	275,567	295,653	316,639	273,513	283,427
(137)	(142)	(148)	(146)	(140)	(152)	(138)	(145)	(157)	(143)	(154)	(164)	(142)	(147)
2,307,136	2,392,205	2,526,648	2,453,741	2,347,828	2,593,684	2,320,221	2,427,558	2,676,990	2,403,814	2,581,302	2,799,302	2,386,568	2,474,602
0	0	0	0	0	0	0	0	0	0	0	0	0	0
0	0	0	0	0	0	0	0	0	0	0	0	0	0
0	0	0	0	0	0	0	0	0	0	0	0	0	0
0	0	0	0	0	0	0	0	0	0	0	0	0	0
0	0	0	0	0	0	0	0	0	0	0	0	0	0
0	0	0	0	0	0	0	0	0	0	0	0	0	0
0	0	0	0	0	0	0	0	0	0	0	0	0	0
0	0	0	0	0	0	0	0	0	0	0	0	0	0
0	0	0	0	0	0	0	0	0	0	0	0	0	0
396,160	410,943	426,069	421,739	403,226	437,614	398,641	417,297	452,382	413,057	443,938	473,667	410,026	425,326
726,761	744,280	789,263	738,757	736,324	753,178	768,177	723,245	710,380	688,760	709,551	747,048	726,761	744,280
0	0	0	0	0	0	0	0	0	0	0	0	0	0
57,679	66,764	68,938	67,212	66,750	58,122	57,971	58,084	57,564	57,494	57,516	57,719	57,679	66,764
0	0	0	0	0	0	0	0	0	0	0	0	0	0
0	0	0	0	0	0	0	0	0	0	0	0	0	0
1,031,144	1,016,702	1,006,280	1,101,737	945,504	1,412,710	735,945	767,528	1,001,868	999,349	1,097,937	1,182,647	1,031,144	1,016,702
0	0	0	0	0	0	0	0	0	0	0	0	0	0
0	0	0	0	0	0	0	0	0	0	0	0	0	0
0	0	0	0	0	0	0	0	0	0	0	0	0	0
0	0	0	0	0	0	0	0	0	0	0	0	0	0
666	666	791	666	666	791	666	664	791	666	666	791	666	666
117,917	117,979	117,994	117,979	117,979	111,893	111,816	111,818	112,016	111,816	111,816	111,893	117,917	117,979
109	109	113	108	108	110	121	110	101	100	106	109	109	109
4,905,785	5,027,434	5,225,416	5,186,784	4,891,109	5,665,227	4,663,023	4,787,883	5,318,364	4,954,205	5,302,056	5,693,376	5,008,087	5,133,553
-	-	-	-	-	-	-	-	-	-	-	-	-	-

			Labor Factor																
			Benefits Load Factor		11.7%	11.7%	11.5%	11.8%	11.5%	11.7%	11.6%	11.6%	11.6%	12.2%	12.2%	12.2%	11.7%	11.7%
			General Increase Factor														0.0%	0.0%
Kentucky Division - 009DIV					Base Year														
					Actuals ==>						Budget ==>								
			historical	FERC	2024	2024	2024	2024	2024	2024	2024	2024	2024	2024	2024	2024	2025	2025
	Acct-sub	FERC	base	Alloc %	January	February	March	April	May	June	July	August	September	October	November	December	January	February
Distribution-Maint of mains - Non-project Labor 8870-01000	8870-01000	8870	34,132	1.17%	8,433	2,080	4,602	5,731	8,058	5,229	6,522	6,300	5,938	7,164	6,702	7,008	7,521	6,338
Maintenance of measuring and r - Non-project Labor 8890-01000	8890-01000	8890	245	0.01%	245	-	-	-	-	-	47	45	43	51	48	50	54	45
Maintenance of measuring and r - Non-project Labor 8910-01000	8910-01000	8910	55	0.00%	-	-	-	-	55	-	11	10	10	12	11	11	12	10
Maintenance of services - Non-project Labor 8920-01000	8920-01000	8920	83	0.00%	-	-	83	-	-	-	16	15	14	17	16	17	18	15
Customer accounts-Meter readin - Non-project Labor 9020-01000	9020-01000	9020	138,192	4.73%	18,075	24,547	22,628	18,846	31,708	22,389	26,404	25,507	24,042	29,007	27,133	28,373	30,451	25,662
Customer accounts-Customer rec - Non-project Labor 9030-01000	9030-01000	9030	128,323	4.40%	10,065	19,462	25,220	23,972	33,535	16,069	24,519	23,686	22,325	26,935	25,195	26,347	28,276	23,829
Customer service-Operating inf - Non-project Labor 9090-01000	9090-01000	9090	66,203	2.27%	10,122	10,122	10,122	10,165	15,311	10,360	12,649	12,220	11,518	13,896	12,998	13,593	14,588	12,294
Sales-Supervision - Non-project Labor 9110-01000	9110-01000	9110	52,984	1.81%	8,133	8,133	8,133	8,133	12,199	8,255	10,123	9,780	9,218	11,121	10,403	10,878	11,675	9,839
A&G-Administrative & general s - Non-project Labor 9200-01000	9200-01000	9200	-	0.00%	-	-	-	-	-	-	-	-	-	-	-	-	-	-
Wells expenses - Non-project Labor 8160-01000	8160-01000	8160	7,016	0.24%	1,507	1,729	302	-	2,376	1,102	1,340	1,295	1,221	1,473	1,377	1,440	1,546	1,303
Lines expenses - Non-project Labor 8170-01000	8170-01000	8170	5,284	0.18%	851	2,064	167	-	1,491	710	1,010	975	919	1,109	1,038	1,085	1,164	981
Compressor station expenses - Non-project Labor 8180-01000	8180-01000	8180	17,502	0.60%	1,936	1,133	2,155	4,629	6,324	1,326	3,344	3,230	3,045	3,674	3,436	3,593	3,856	3,250
Storage-Measuring and regulati - Non-project Labor 8200-01000	8200-01000	8200	179	0.01%	-	122	-	57	-	-	34	33	31	38	35	37	39	33
Storage-Purification expenses - Non-project Labor 8210-01000	8210-01000	8210	28,876	0.99%	12,695	15,536	645	-	-	-	5,517	5,330	5,024	6,061	5,670	5,929	6,363	5,362
Maintenance of compressor stat - Non-project Labor 8340-01000	8340-01000	8340	19,309	0.66%	1,718	3,143	4,732	3,646	4,842	1,227	3,689	3,564	3,359	4,053	3,791	3,965	4,255	3,586
Other storage expenses-Operati - Non-project Labor 8410-01000	8410-01000	8410	93,120	3.19%	21,126	12,279	13,543	13,424	17,735	15,013	17,792	17,188	16,200	19,546	18,283	19,119	20,519	17,292
Mains expenses - Non-project Labor 8560-01000	8560-01000	8560	50,228	1.72%	2,301	9,259	10,239	8,456	11,342	8,631	9,597	9,271	8,738	10,543	9,862	10,313	11,068	9,327
Transmission-Measuring and reg - Non-project Labor 8570-01000	8570-01000	8570	810	0.03%	659	151	-	-	-	-	155	149	141	170	159	166	178	150
Transmission-Maintenance of ma - Non-project Labor 8630-01000	8630-01000	8630	9,019	0.31%	-	1,030	508	818	3,259	3,403	1,723	1,665	1,569	1,893	1,771	1,852	1,987	1,675
Distribution-Operation supervi - Non-project Labor 8700-01000	8700-01000	8700	353,226	12.10%	66,473	46,086	50,374	54,054	76,123	60,116	67,490	65,198	61,452	74,143	69,352	72,524	77,833	65,592
Mains and Services Expenses - Non-project Labor 8740-01000	8740-01000	8740	1,046,101	35.83%	153,908	168,828	169,411	142,636	234,851	176,468	199,877	193,087	181,994	219,578	205,392	214,783	230,508	194,256
Distribution-Measuring and reg - Non-project Labor 8750-01000	8750-01000	8750	499,643	17.11%	100,477	83,410	76,870	73,690	100,858	64,337	95,466	92,223	86,925	104,876	98,100	102,586	110,096	92,781
Distribution-Measuring and reg - Non-project Labor 8760-01000	8760-01000	8760	-	0.00%	-	-	-	-	-	-	-	-	-	-	-	-	-	-
Meter and house regulator expe - Non-project Labor 8780-01000	8780-01000	8780	373,492	12.79%	76,799	58,984	53,206	56,445	70,510	57,549	71,362	68,938	64,978	78,396	73,331	76,685	82,299	69,356
Distribution-Operation supervi - Capital Labor 8700-01001	8700-01001	8700	4,354,153	149.13%	643,634	707,469	668,499	659,466	986,945	688,140	831,941	803,680	757,509	913,943	854,895	893,985	959,435	808,546
Distribution-Operation supervi - Capital Labor Contra 8700-01002	8700-01002	8700	(4,359,962)	-149.33%	(654,471)	(681,033)	(670,620)	(668,175)	(998,657)	(687,006)	(833,050)	(804,752)	(758,519)	(915,162)	(856,036)	(895,178)	(960,715)	(809,625)
Distribution-Operation supervi - O&M Project Labor and Contra 8700-01006	8700-01006	8700	20,235	0.69%	-	-	2,828	7,336	10,071	-	3,866	3,735	3,520	4,247	3,973	4,155	4,459	3,758
Mains and Services Expenses - O&M Project Labor and Contra 8740-01006	8740-01006	8740	6,479	0.22%	-	2,636	7,635	(3,792)	-	-	1,238	1,196	1,127	1,360	1,272	1,330	1,428	1,203
Wells expenses - Expense Labor Accrual 8160-01008	8160-01008	8160	(161)	-0.01%	166	175	(627)	(151)	396	(120)	(31)	(30)	(28)	(34)	(32)	(33)	(35)	(30)
Lines expenses - Expense Labor Accrual 8170-01008	8170-01008	8170	49	0.00%	212	588	(845)	(84)	249	(71)	9	9	9	10	10	10	11	9
Compressor station expenses - Expense Labor Accrual 8180-01008	8180-01008	8180	68	0.00%	511	(265)	568	1,700	(1,723)	(722)	13	13	12	14	13	14	15	13
Storage-Measuring and regulati - Expense Labor Accrual 8200-01008	8200-01008	8200	-	0.00%	-	55	(55)	34	(34)	-	-	-	-	-	-	-	-	-
Storage-Purification expenses - Expense Labor Accrual 8210-01008	8210-01008	8210	(1,528)	-0.05%	3,550	1,913	(6,669)	(323)	-	-	(292)	(282)	(266)	(321)	(300)	(314)	(337)	(284)
Maintenance of compressor stat - Expense Labor Accrual 8340-01008	8340-01008	8340	(330)	-0.01%	50	727	952	(178)	(1,381)	(500)	(63)	(61)	(57)	(69)	(65)	(68)	(73)	(61)
Other storage expenses-Operati - Expense Labor Accrual 8410-01008	8410-01008	8410	(913)	-0.03%	3,784	(2,925)	1,246	1,283	(5,098)	798	(174)	(169)	(159)	(192)	(179)	(187)	(201)	(170)
Mains expenses - Expense Labor Accrual 8560-01008	8560-01008	8560	(423)	-0.01%	(1,661)	3,247	953	(46)	(3,183)	267	(81)	(78)	(74)	(89)	(83)	(87)	(93)	(79)
Transmission-Measuring and reg - Expense Labor Accrual 8570-01008	8570-01008	8570	0	0.00%	264	(196)	(68)	-	-	-	0	0	0	0	0	0	0	0
Transmission-Maintenance of ma - Expense Labor Accrual 8630-01008	8630-01008	8630	351	0.01%	(500)	464	(209)	237	52	308	67	65	61	74	69	72	77	65
Distribution-Operation supervi - Expense Labor Accrual 8700-01008	8700-01008	8700	1,407	0.05%	12,967	(4,664)	3,262	7,245	(19,745)	2,342	269	260	245	295	276	289	310	261
Mains and Services Expenses - Expense Labor Accrual 8740-01008	8740-01008	8740	3,758	0.13%	21,204	14,409	10,629	(1,020)	(46,440)	4,975	718	694	654	789	738	771	828	698
Distribution-Measuring and reg - Expense Labor Accrual 8750-01008	8750-01008	8750	(2,242)	-0.08%	21,864	(2,656)	901	5,779	(27,404)	(726)	(428)	(414)	(390)	(471)	(440)	(460)	(494)	(416)
Distribution-Measuring and reg - Expense Labor Accrual 8760-01008	8760-01008	8760	-	0.00%	-	-	-	-	-	-	-	-	-	-	-	-	-	-
Meter and house regulator expe - Expense Labor Accrual 8780-01008	8780-01008	8780	(6,363)	-0.22%	9,970	(4,177)	60	7,264	(22,115)	2,636	(1,216)	(1,174)	(1,107)	(1,336)	(1,249)	(1,306)	(1,402)	(1,182)
Distribution-Maint of mains - Expense Labor Accrual 8870-01008	8870-01008	8870	37	0.00%	2,103	(2,437)	1,365	1,138	(2,095)	(36)	7	7	6	8	7	8	8	7
Maintenance of measuring and r - Expense Labor Accrual 8890-01008	8890-01008	8890	-	0.00%	98	(98)	-	-	-	-	-	-	-	-	-	-	-	-
Maintenance of measuring and r - Expense Labor Accrual 8910-01008	8910-01008	8910	-	0.00%	-	-	-	-	9	(9)	-	-	-	-	-	-	-	-
Maintenance of services - Expense Labor Accrual 8920-01008	8920-01008	8920	(10)	0.00%	(10)	-	41	(41)	-	-	(2)	(2)	(2)	(2)	(2)	(2)	(2)	(2)
Customer accounts-Meter readin - Expense Labor Accrual 9020-01008	9020-01008	9020	864	0.03%	2,497	3,816	268	(7)	(6,023)	313	165	159	150	181	170	177	190	160
Customer accounts-Customer rec - Expense Labor Accrual 9030-01008	9030-01008	9030	972	0.03%	981	4,732	3,852	1,774	(8,794)	(1,572)	186	179	169	204	191	200	214	180
Customer service-Operating inf - Expense Labor Accrual 9090-01008	9090-01008	9090	59	0.00%	1,518	506	506	1,038	(3,547)	38	11	11	10	12	12	12	13	11
Sales-Supervision - Expense Labor Accrual 9110-01008	9110-01008	9110	(6)	0.00%	1,183	407	407	813	(2,846)	31	(1)	(1)	(1)	(1)	(1)	(1)	(1)	(1)
A&G-Administrative & general s - Expense Labor Accrual 9200-01008	9200-01008	9200	-	0.00%	-	-	-	-	-	-	-	-	-	-	-	-	-	-
Distribution-Operation supervi - Capital Labor Transfer In 8700-01011	8700-01011	8700	2,588,652	88.66%	447,268	397,768	384,308	393,184	556,205	409,920	494,609	477,808	450,358	543,362	508,256	531,496	570,408	480,701
Distribution-Operation supervi - Capital Labor Transfer Out 8700-01012	8700-01012	8700	(2,582,844)	-88.47%	(436,432)	(424,203)	(382,186)	(384,475)	(544,493)	(411,054)	(493,500)	(476,735)	(449,347)	(542,142)	(507,116)	(530,304)	(569,128)	(479,622)
Distribution-Operation supervi - Expense Labor Transfer Out 8700-01014	8700-01014	8700	(20,235)	-0.69%	-	-	(2,828)	(7,336)	(10,071)	-	(3,866)	(3,735)	(3,520)	(4,247)	(3,973)	(4,155)	(4,459)	(3,758)
Mains and Services Expenses - Expense Labor Transfer Out 8740-01014	8740-01014	8740	(6,479)	-0.22%	-	-	(6,479)	-	-	-	(1,238)	(1,196)	(1,127)	(1,360)	(1,272)	(1,330)	(1,428)	(1,203)
Labor			2,919,611	100.00%	576,274	484,353	470,635	447,361	480,853	460,135	557,845	538,895	507,936	612,830	573,237	599,448	643,334	542,158
			-		-	-	-	-	-	-	-	-	-	-	-	-	-	-
A&G-Employee pensions and bene - Pension Benefits Load 9260-01202	9260-01202	9260	75,910	22.28%	14,983	12,525	12,206	11,730	12,502	11,964	14,472	13,981	13,178	16,694	15,615	16,329	17,525	14,769
A&G-Employee pensions and bene - OPEB Benefits Load 9260-01203	9260-01203	9260	38,831	11.40%	7,664	6,407	6,244	6,000	6,395	6,120	7,403	7,152	6,741	8,540	7,988	8,353	8,965	7,555
A&G-Employee pensions and bene - Medical Benefits Load 9260-01251	9260-01251	9260	550,055	161.43%	108,570	90,756	88,450	84,997	90,593	86,689	104,870	101,307	95,487	120,967	113,152	118,326	126,988	107,017
A&G-Employee pensions and bene - Medical Benefits Projects 9260-01253	9260-01253	9260	-	0.00%	-	497	218	(714)	-	-	-	-	-	-	-	-	-	-
A&G-Employee pensions and bene - ESOP Benefits Load 9260-01257	9260-01257	9260	108,901	31.96%	21,495	17,968	17,512	16,828	17,936	17,163	20,762	20,057	18,905	23,949	22,402	23,426	25,142	21,188
A&G-Employee pensions and bene - ESOP Benefits Projects 9260-01259	9260-01259	9260	-	0.00%	-	98	43	(141)	-	-	-	-	-	-	-	-	-	-
A&G-Employee pensions and bene - RSP FACC Benefits Load 9260-01263	9260-01263	9260	42,042	12.34%	8,298	6,937	6,760	6,497	6,924	6,626	8,016	7,743	7,298	9,246	8,649	9,044	9,706	8,180
A&G-Employee pensions and bene - RSP FACC Benefits Projects 9260-01	9260-01265	9260	-	0.00%	-	38	17	(55)	-	-	-	-	-	-	-	-	-	-
A&G-Employee pensions and bene - Life Benefits Load 9260-01266	9260-01266	9260	7,007	2.06%	1,383	1,156	1,127	1,083	1,154	1,104	1,336	1,291	1,216	1,541	1,441	1,507	1,618	1,363
A&G-Employee pensions and bene - Life Benefits Projects 9260-01268	9260-01268	9260	-	0.00%	-	6	3	(9)	-	-	-	-	-	-	-	-	-	-
A&G-Employee pensions and bene - LTD Benefits Load 9260-01269	9260-01269	9260	19,561	5.74%	3,861	3,228	3,145	3,023	3,222	3,083	3,729	3,603	3,396	4,302	4,024	4,208	4,516	3,806
A&G-Employee pensions and bene - LTD Benefits Projects 9260-01271	9260-01271	9260	-	0.00%	-	18	8	(25)	-	-	-	-	-	-	-	-	-	-
A&G-Employee pensions and bene - Pension Benefits Projects 9260-01291	9260-01291	9260	-	0.00%	-	71	31	(102)	-	-	-	-	-	-	-	-	-	-
A&G-Employee pensions and bene - OPEB Benefits Projects 9260-01292	9260-01292	9260	-	0.00%	-	35	15	(50)	-	-	-	-	-	-	-	-	-	-
A&G-Injuries & damages - Workers Comp Benefits Projects 9250-01293	9250-01293	9250	-	0.00%	-	18	8	(26)	-	-	-	-	-	-	-	-	-	-
A&G-Employee pensions and bene - NSC-OPEB Benefits Load 9260-0129	9260-01294	9260	(464,510)	-136.33%	(91,685)	(76,641)	(74,694)	(71,778)	(76,504)	(73,207)	(88,560)	(85,552)	(80,637)	(102,154)	(95,554)	(99,924)	(107,239)	(90,374)
A&G-Employee pensions and bene - NSC-OPEB Benefits Projects 9260-01	9260-01296	9260	(1,602)	-0.47%	-	(419)	(1,245)	1,101	(1,039)	-	(305)	(295)	(278)	(352)	(330)	(345)	(370)	(312)
A&G-Employee pensions and bene - NSC-Pension Benefits Load 9260-012	9260-01297	9260	(35,327)	-10.37%	(6,973)	(5,829)	(5,681)	(5,459)	(5,818)	(5,568)	(6,735)	(6,506)	(6,133)	(7,769)	(7,267)	(7,599)	(8,156)	(6,873)
A&G-Employee pensions and bene - NSC-Pension Benefits Projects 9260-	9260-01299	9260	(131)	-0.04%	-	(34)	(102)	90	(85)	-	(25)	(24)	(23)	(29)	(27)	(28)	(30)	(25)
Benefits			340,737	100.00%	67,597	56,833	54,065	52,988	55,281	53,974	64,963	62,756	59,151	74,934	70,093	73,298	78,664	66,293
			-		-	-	-	-	-	-	-	-	-	-	-	-	-	-
Mains expenses - Uniforms 8560-07443	8560-07443	8560	1,199	2.17%	-	-	-	212	505	482	86	88	136	718	718	750	137	137

Distribution-Operation supervi - Uniforms 8700-07443	8700-07443	8700	3,158	5.73%	1,195	49	330	-	607	978	226	231	359	1,891	1,891	1,976	360	360
Mains and Services Expenses - Uniforms 8740-07443	8740-07443	8740	73,206	132.77%	10,705	8,170	7,837	11,236	21,831	13,427	5,248	5,356	8,318	43,828	43,827	45,818	8,348	8,348
Distribution-Measuring and reg - Uniforms 8750-07443	8750-07443	8750	415	0.75%	-	61	200	-	154	-	30	30	47	248	248	260	47	47
Meter and house regulator expe - Uniforms 8780-07443	8780-07443	8780	80	0.15%	80	-	-	-	-	-	6	6	9	48	48	50	9	9
Distribution-Other expenses - Uniforms 8800-07443	8800-07443	8800	-	0.00%	-	-	-	-	-	-	-	-	-	-	-	-	-	-
A&G-Employee pensions and bene - Uniforms 9260-07443	9260-07443	9260	17,360	31.48%	5,819	1,853	1,629	784	5,415	1,861	1,245	1,270	1,972	10,394	10,393	10,865	1,980	1,980
A&G-Employee pensions and bene - Uniforms Capitalized 9260-07444	9260-07444	9260	(12,155)	-22.04%	(5,004)	(1,132)	(1,051)	(485)	(3,329)	(1,154)	(871)	(889)	(1,381)	(7,277)	(7,277)	(7,608)	(1,386)	(1,386)
Mains expenses - Uniforms Capitalized 8560-07444	8560-07444	8560	(326)	-0.59%	-	-	-	(38)	(114)	(174)	(23)	(24)	(37)	(195)	(195)	(204)	(37)	(37)
Distribution-Operation supervi - Uniforms Capitalized 8700-07444	8700-07444	8700	(2,364)	-4.29%	(1,028)	(30)	(188)	-	(353)	(766)	(169)	(173)	(269)	(1,415)	(1,415)	(1,480)	(270)	(270)
Mains and Services Expenses - Uniforms Capitalized 8740-07444	8740-07444	8740	(47,846)	-86.77%	(9,206)	(5,246)	(4,989)	(6,448)	(13,890)	(8,067)	(3,430)	(3,501)	(5,436)	(28,645)	(28,645)	(29,946)	(5,456)	(5,456)
Distribution-Measuring and reg - Uniforms Capitalized 8750-07444	8750-07444	8750	(108)	-0.20%	-	(16)	(52)	-	(40)	-	(8)	(8)	(12)	(64)	(64)	(67)	(12)	(12)
Meter and house regulator expe - Uniforms Capitalized 8780-07444	8780-07444	8780	(69)	-0.12%	(69)	-	-	-	-	-	(5)	(5)	(8)	(41)	(41)	(43)	(8)	(8)
Distribution-Other expenses - Uniforms Capitalized 8800-07444	8800-07444	8800	-	0.00%	-	-	-	-	-	-	-	-	-	-	-	-	-	-
A&G-Employee pensions and bene - Non-Qual Retirment Exp 9260-07449	9260-07449	9260	477	0.86%	-	60	60	-	356	-	34	35	54	285	285	298	54	54
A&G-Employee pensions and bene - Restricted Stock - Long Term Incenti	9260-07458	9260	-	0.00%	-	-	-	-	-	-	-	-	-	-	-	-	-	-
Distribution-Operation supervi - Employee Broadcast and Publication 8700-	8700-07495	8700	-	0.00%	-	-	-	-	-	-	-	-	-	-	-	-	-	-
Customer accounts-Customer rec - Misc Employee Welfare Exp 9030-0749	9030-07499	9030	1,596	2.89%	300	55	-	156	-	1,085	114	117	181	956	956	999	182	182
Customer service-Operating inf - Misc Employee Welfare Exp 9090-07499	9090-07499	9090	-	0.00%	-	-	-	-	-	-	-	-	-	-	-	-	-	-
A&G-Office supplies & expense - Misc Employee Welfare Exp 9210-07499	9210-07499	9210	-	0.00%	-	-	-	-	-	-	-	-	-	-	-	-	-	-
A&G-Employee pensions and bene - Misc Employee Welfare Exp 9260-07	9260-07499	9260	1,106	2.00%	659	134	12	300	-	-	79	81	126	662	662	692	126	126
Mains expenses - Misc Employee Welfare Exp 8560-07499	8560-07499	8560	-	0.00%	-	-	-	-	-	-	-	-	-	-	-	-	-	-
Distribution-Operation supervi - Misc Employee Welfare Exp 8700-07499	8700-07499	8700	13,719	24.88%	910	4,138	3,757	1,641	1,596	1,677	984	1,004	1,559	8,214	8,213	8,586	1,564	1,564
Mains and Services Expenses - Misc Employee Welfare Exp 8740-07499	8740-07499	8740	5,386	9.77%	214	1,077	267	1,685	2,028	115	386	394	612	3,225	3,225	3,371	614	614
Distribution-Measuring and reg - Misc Employee Welfare Exp 8750-07499	8750-07499	8750	160	0.29%	-	160	-	-	-	-	11	12	18	96	96	100	18	18
Distribution-Measuring and reg - Misc Employee Welfare Exp 8770-07499	8770-07499	8770	20	0.04%	-	-	-	-	20	-	1	1	2	12	12	12	2	2
Meter and house regulator expe - Misc Employee Welfare Exp 8780-07499	8780-07499	8780	-	0.00%	-	-	-	-	-	-	-	-	-	-	-	-	-	-
Distribution-Maint of mains - Misc Employee Welfare Exp 8870-07499	8870-07499	8870	126	0.23%	97	-	-	29	-	-	9	9	14	75	75	79	14	14
Employee Welfare			55,139	100.00%	4,671	9,333	7,812	9,072	14,786	9,465	3,953	4,034	6,265	33,011	33,011	34,510	6,287	6,287
			-		-	-	-	-	-	-	-	-	-	-	-	-	-	-
A&G-Property insurance - Blueflame Property Insurance 9240-04069	9240-04069	9240	219,026	591.77%	35,206	35,206	37,154	37,154	37,154	37,154	988	988	988	-	-	-	-	-
A&G-Injuries & damages - Insurance-Other 9250-04070	9250-04070	9250	25,491	68.87%	3,543	3,543	3,543	4,955	4,953	4,953	115	115	115	-	-	-	-	-
A&G-Office supplies & expense - Insurance-Other 9210-04070	9210-04070	9210	3,791	10.24%	2,240	1,105	446	-	-	-	17	17	17	-	-	-	-	-
A&G-Property insurance - Insurance Capitalized 9240-04072	9240-04072	9240	(213,545)	-576.96%	(35,250)	(34,275)	(35,383)	(36,213)	(36,212)	(36,212)	(964)	(964)	(964)	-	-	-	-	-
Distribution-Operation supervi - Environmental & Safety 8700-07120	8700-07120	8700	2,103	5.68%	621	79	37	849	-	516	9	9	9	-	-	-	-	-
Mains and Services Expenses - Environmental & Safety 8740-07120	8740-07120	8740	136	0.37%	-	-	-	-	-	136	1	1	1	-	-	-	-	-
Distribution-Measuring and reg - Environmental & Safety 8750-07120	8750-07120	8750	11	0.03%	-	-	-	-	-	11	0	0	0	-	-	-	-	-
Insurance			37,012	100.00%	6,360	5,659	5,797	6,744	5,895	6,558	167	167	167	-	-	-	-	-
			-		-	-	-	-	-	-	-	-	-	-	-	-	-	-
Distribution-Rents - 842 Locusview Lease Expense 8810-04308	8810-04308	8810	128,893	25.73%	20,573	20,147	20,147	20,147	26,233	21,647	22,273	22,543	20,252	23,824	22,146	20,313	21,642	21,553
Distribution-Rents - 842 Variable Real Estate Lease Expen 8810-04561	8810-04561	8810	1,053	0.21%	211	211	211	211	211	-	182	184	165	195	181	166	177	176
Customer accounts-Meter readin - 842 Variable Tower Lease Expense 902	9020-04562	9020	16,298	3.25%	4,415	2,628	2,640	1,440	2,566	2,609	2,816	2,850	2,561	3,012	2,800	2,568	2,736	2,725
Distribution-Operation supervi - 842 Variable Copier Lease Expense 8700-(	8700-04564	8700	112	0.02%	6	8	15	48	17	17	19	20	18	21	19	18	19	19
Distribution-Operation supervi - 842 Short Term Lease Expense 8700-0457	8700-04575	8700	-	0.00%	-	-	-	-	-	-	-	-	-	-	-	-	-	-
Distribution-Rents - 842 Real Estate Lease Expense 8810-04578	8810-04578	8810	294,938	58.89%	43,356	43,356	43,356	43,356	43,356	78,158	50,965	51,585	46,342	54,514	50,674	46,480	49,521	49,320
Storage well royalties - Building Lease/Rents Capitalized 8250-04580	8250-04580	8250	(672)	-0.13%	(393)	(64)	-	(69)	(146)	-	(116)	(117)	(106)	(124)	(115)	(106)	(113)	(112)
Distribution-Measuring and reg - Building Lease/Rents Capitalized 8770-04	8770-04580	8770	(5,160)	-1.03%	(5,160)	-	-	-	-	-	(892)	(902)	(811)	(954)	(887)	(813)	(866)	(863)
Distribution-Rents - Building Lease/Rents Capitalized 8810-04580	8810-04580	8810	(244,410)	-48.80%	(35,937)	(36,281)	(35,937)	(37,463)	(35,937)	(62,856)	(42,234)	(42,747)	(38,403)	(45,175)	(41,993)	(38,517)	(41,038)	(40,870)
Distribution-Rents - Non 842 Building Lease/Rents 8810-04581	8810-04581	8810	(1,325)	-0.26%	-	400	-	1,775	-	(3,500)	(229)	(232)	(208)	(245)	(228)	(209)	(222)	(222)
Storage well royalties - Non 842 Building Lease/Rents 8250-04581	8250-04581	8250	781	0.16%	457	74	-	80	170	-	135	137	123	144	134	123	131	131
Distribution-Measuring and reg - Non 842 Building Lease/Rents 8770-0458	8770-04581	8770	6,000	1.20%	6,000	-	-	-	-	-	1,037	1,049	943	1,109	1,031	946	1,007	1,003
A&G-Office supplies & expense - Building Maintenance 9210-04582	9210-04582	9210	-	0.00%	-	-	-	-	-	-	-	-	-	-	-	-	-	-
Mains and Services Expenses - Building Maintenance 8740-04582	8740-04582	8740	35,578	7.10%	2,056	4,878	4,619	7,929	4,573	11,523	6,148	6,223	5,590	6,576	6,113	5,607	5,974	5,949
Distribution-Rents - Building Maintenance 8810-04582	8810-04582	8810	15,101	3.02%	1,466	540	434	2,972	6,228	3,461	2,610	2,641	2,373	2,791	2,595	2,380	2,536	2,525
Distribution-Operation supervi - Building Maintenance 8700-04582	8700-04582	8700	201,231	40.18%	32,683	16,268	54,703	42,148	26,476	28,953	34,773	35,195	31,618	37,194	34,574	31,713	33,788	33,650
Lines expenses - Building Maintenance 8170-04582	8170-04582	8170	424	0.08%	-	-	-	424	-	-	73	74	67	78	73	67	71	71
Mains and Services Expenses - Railroad easements and crossings 8740-0	8740-04585	8740	8,172	1.63%	-	-	-	8,172	-	-	1,412	1,429	1,284	1,510	1,404	1,288	1,372	1,367
Mains expenses - Railroad easements and crossings 8560-04585	8560-04585	8560	87	0.02%	-	-	-	87	-	-	15	15	14	16	15	14	15	15
Distribution-Rents - Utilities 8810-04590	8810-04590	8810	201	0.04%	63	62	60	61	63	(107)	35	35	32	37	35	32	34	34
Customer accounts-Meter readin - Utilities 9020-04590	9020-04590	9020	2,552	0.51%	467	383	467	430	455	351	441	446	401	472	438	402	428	427
Customer accounts-Customer rec - Utilities 9030-04590	9030-04590	9030	-	0.00%	-	-	-	-	-	-	-	-	-	-	-	-	-	-
Distribution-Operation supervi - Utilities 8700-04590	8700-04590	8700	49,516	9.89%	7,890	7,648	8,399	6,564	11,219	7,795	8,556	8,660	7,780	9,152	8,508	7,803	8,314	8,280
Distribution load dispatching - Utilities 8710-04590	8710-04590	8710	(20)	0.00%	-	-	-	(20)	-	-	(3)	(3)	(3)	(4)	(3)	(3)	(3)	(3)
Mains and Services Expenses - Utilities 8740-04590	8740-04590	8740	35,068	7.00%	6,003	4,826	6,636	5,156	6,973	5,474	6,060	6,133	5,510	6,482	6,025	5,526	5,888	5,864
Distribution-Measuring and reg - Utilities 8750-04590	8750-04590	8750	3,130	0.62%	520	456	545	426	616	567	541	547	492	579	538	493	526	523
Distribution-Measuring and reg - Utilities 8770-04590	8770-04590	8770	1,754	0.35%	319	381	380	269	260	144	303	307	276	324	301	276	294	293
Meter and house regulator expe - Utilities 8780-04590	8780-04590	8780	7,081	1.41%	1,073	542	1,622	859	1,824	1,160	1,224	1,238	1,113	1,309	1,217	1,116	1,189	1,184
Storage-Purification expenses - Utilities 8210-04590	8210-04590	8210	1,367	0.27%	313	323	232	207	158	135	236	239	215	253	235	215	230	229
Storage well royalties - Utilities 8250-04590	8250-04590	8250	4,898	0.98%	826	1,432	1,243	750	500	147	846	857	770	905	842	772	822	819
Other fuel & power for compres - Utilities 8550-04590	8550-04590	8550	233	0.05%	40	40	39	37	36	42	40	41	37	43	40	37	39	39
Mains expenses - Utilities 8560-04590	8560-04590	8560	12,156	2.43%	2,057	1,437	2,234	2,093	2,249	2,087	2,100	2,126	1,910	2,247	2,088	1,916	2,041	2,033
Transmission-Measuring and reg - Utilities 8570-04590	8570-04590	8570	4,756	0.95%	919	721	629	858	820	809	822	832	747	879	817	750	799	795
Lines expenses - Utilities 8170-04590	8170-04590	8170	1,113	0.22%	196	213	189	169	179	168	192	195	175	206	191	175	187	186
Compressor station expenses - Utilities 8180-04590	8180-04590	8180	554	0.11%	82	82	141	102	64	84	96	97	87	102	95	87	93	93
Compressor station fuel and po - Utilities 8190-04590	8190-04590	8190	-	0.00%	-	-	-	-	-	-	-	-	-	-	-	-	-	-
Storage-Measuring and regulati - Utilities 8200-04590	8200-04590	8200	935	0.19%	151	173	195	160	143	114	162	164	147	173	161	147	157	156
Mains expenses - Capitalized Utility Costs 8560-04599	8560-04599	8560	(10,529)	-2.10%	(1,769)	(1,236)	(1,921)	(1,874)	(1,934)	(1,795)	(1,819)	(1,841)	(1,654)	(1,946)	(1,809)	(1,659)	(1,768)	(1,761)
Compressor station expenses - Capitalized Utility Costs 8180-04599	8180-04599	8180	(477)	-0.10%	(70)	(70)	(121)	(88)	(55)	(72)	(82)	(83)	(75)	(88)	(82)	(75)	(80)	(80)
Distribution-Operation supervi - Capitalized Utility Costs 8700-04599	8700-04599	8700	(215,643)	-43.05%	(34,893)	(20,568)	(54,268)	(41,893)	(32,418)	(31,604)	(37,263)	(37,716)	(33,883)	(39,858)	(37,050)	(33,984)	(36,208)	(36,060)
Distribution-Rents - Capitalized Utility Costs 8810-04599	8810-04599	8810	(13,160)	-2.63%	(1,315)	(517)	(425)	(2,608)	(5,411)	(2,884)	(2,274)	(2,302)	(2,068)	(2,432)	(2,261)	(2,074)	(2,210)	(2,201)
Customer accounts-Meter readin - 842 Tower Lease Expense 9020-05353	9020-05353	9020	158,277	31.60%	26,373	26,374	26,371	26,372	26,409	26,379	27,350	27,683	24,869	29,255	27,194	24,943	26,576	26,467
Rent, Maint., & Utilities			500,866	100.00%	78,978	74,866	82,833	89,286	85,897	89,006	86,550	87,601	78,698	92,577	86,056	78,933	84,098	83,755
			-		-	-	-	-	-	-	-	-	-	-	-	-	-	-
Mains and Services Expenses - Vehicle Lease Payments 8740-03002	8740-03002	8740	(25,849)	-4.48%	(7,994)	12,567	(31,005)	583	-	-	(4,644)	(4,644)	(4,673)	(4,917)	(4,917)	(4,917)	(4,917)	(4,917)
A&G-Office supplies & expense - Capitalized transportation costs 9210-03	9210-03003	9210	-	0.00%	-	-	-	-	-	-	-	-	-	-	-	-	-	-
Other storage expenses-Operati - Capitalized transportation costs 8410-03	8410-03003	8410	-	0.00%	-	-	-	-	-	-	-	-	-	-	-	-	-	-
Mains expenses - Capitalized transportation costs 8560-03003	8560-03003	8560	(348)	-0.06%	(5)	(59)	(7)	(7)	(24)	(247)	(63)	(63)	(63)	(66)	(66)	(66)	(66)	(66)
Distribution-Operation supervi - Capitalized transportation costs 8700-0300	8700-03003	8700	(3,393)	-0.59%	(419)	(90)	(256)	(2,298)	(239)	(90)	(610)	(609)	(613)	(645)	(645)	(645)	(645)	(645)
Mains and Services Expenses - Capitalized transportation costs 8740-0300	8740-03003	8740	(947,011)	-164.05%	(139,747)	(154,869)	(157,481)	(202,117)	(153,325)	(139,472)	(170,156)	(170,123)	(171,220)	(180,149)	(180,134)	(180,146)	(180,131)	(180,151)
Distribution-Measuring and reg - Capitalized transportation costs 8750-030	8750-03003	8750	(531)	-0.09%	(78)	(385)	(51)	-	(18)	-	(95)	(95)	(96)	(101)	(101)	(101)	(101)	(101)

Distribution-Other expenses - Capitalized transportation costs 8800-03003	8800-03003	8800	(64)	-0.01%	-	-	(7)	(58)	-	-	(12)	(12)	(12)	(12)	(12)	(12)	(12)	(12)
Distribution-Maint of mains - Capitalized transportation costs 8870-03003	8870-03003	8870	(85)	-0.01%	-	-	(85)	-	-	-	(15)	(15)	(15)	(16)	(16)	(16)	(16)	(16)
Customer service-Operating inf - Capitalized transportation costs 9090-030	9090-03003	9090	-	0.00%	-	-	-	-	-	-	-	-	-	-	-	-	-	-
Customer service-Operating inf - Vehicle Expense 9090-03004	9090-03004	9090	-	0.00%	-	-	-	-	-	-	-	-	-	-	-	-	-	-
A&G-Office supplies & expense - Vehicle Expense 9210-03004	9210-03004	9210	-	0.00%	-	-	-	-	-	-	-	-	-	-	-	-	-	-
Other storage expenses-Operati - Vehicle Expense 8410-03004	8410-03004	8410	-	0.00%	-	-	-	-	-	-	-	-	-	-	-	-	-	-
Mains expenses - Vehicle Expense 8560-03004	8560-03004	8560	1,304	0.23%	30	411	37	36	106	685	234	234	236	248	248	248	248	248
Distribution-Operation supervi - Vehicle Expense 8700-03004	8700-03004	8700	4,246	0.74%	636	182	312	2,583	277	255	763	763	768	808	808	808	808	808
Mains and Services Expenses - Vehicle Expense 8740-03004	8740-03004	8740	942,278	163.23%	130,383	150,249	165,652	239,988	132,724	123,282	169,306	169,272	170,364	179,249	179,234	179,246	179,230	179,250
Distribution-Measuring and reg - Vehicle Expense 8750-03004	8750-03004	8750	1,189	0.21%	305	621	194	-	69	-	214	214	215	226	226	226	226	226
Distribution-Other expenses - Vehicle Expense 8800-03004	8800-03004	8800	140	0.02%	-	-	12	128	-	-	25	25	25	27	27	27	27	27
Distribution-Maint of mains - Vehicle Expense 8870-03004	8870-03004	8870	138	0.02%	-	-	138	-	-	-	25	25	25	26	26	26	26	26
Mains and Services Expenses - 842 Vehicle Lease Expense 8740-03008	8740-03008	8740	662,610	114.79%	107,361	112,662	114,324	112,386	110,680	105,196	119,056	119,032	119,800	126,048	126,037	126,045	126,035	126,049
Mains and Services Expenses - 842 Variable Heavy Equip Lease Expen 87	8740-03009	8740	17,512	3.03%	2,941	4,318	(157)	3,666	2,806	3,938	3,147	3,146	3,166	3,331	3,331	3,331	3,331	3,331
Mains and Services Expenses - Equipment Lease 8740-04301	8740-04301	8740	193,590	33.54%	31,382	31,613	35,820	31,084	32,630	31,061	34,784	34,777	35,001	36,826	36,823	36,826	36,823	36,827
Distribution-Operation supervi - Equipment Lease 8700-04301	8700-04301	8700	4,039	0.70%	1,155	1,081	1,155	-	649	-	726	726	730	768	768	768	768	768
Distribution-Maint of mains - Heavy Equipment 8870-04302	8870-04302	8870	80	0.01%	-	-	-	80	-	-	14	14	14	15	15	15	15	15
Mains and Services Expenses - Heavy Equipment 8740-04302	8740-04302	8740	146,107	25.31%	8,581	22,428	37,787	26,974	29,560	20,776	26,252	26,247	26,416	27,794	27,791	27,793	27,791	27,794
Distribution-Measuring and reg - Heavy Equipment 8750-04302	8750-04302	8750	352	0.06%	352	-	-	-	-	-	63	63	64	67	67	67	67	67
Mains expenses - Heavy Equipment 8560-04302	8560-04302	8560	2,154	0.37%	-	(666)	-	-	2,501	319	387	387	389	410	410	410	410	410
Distribution-Operation supervi - Heavy Equipment 8700-04302	8700-04302	8700	740	0.13%	-	38	-	610	-	92	133	133	134	141	141	141	141	141
Distribution-Rents - Heavy Equipment Capitalized 8810-04307	8810-04307	8810	(126,315)	-21.88%	(20,161)	(19,744)	(19,744)	(19,744)	(25,708)	(21,214)	(22,696)	(22,691)	(22,838)	(24,029)	(24,027)	(24,028)	(24,026)	(24,029)
Distribution-Maint of mains - Heavy Equipment Capitalized 8870-04307	8870-04307	8870	(78)	-0.01%	-	-	-	(78)	-	-	(14)	(14)	(14)	(15)	(15)	(15)	(15)	(15)
Mains and Services Expenses - Heavy Equipment Capitalized 8740-04307	8740-04307	8740	(413,815)	-71.69%	(51,664)	(67,861)	(81,036)	(72,869)	(74,543)	(65,842)	(74,353)	(74,338)	(74,818)	(78,720)	(78,713)	(78,718)	(78,712)	(78,720)
Distribution-Measuring and reg - Heavy Equipment Capitalized 8750-04307	8750-04307	8750	(345)	-0.06%	(345)	-	-	-	-	-	(62)	(62)	(62)	(66)	(66)	(66)	(66)	(66)
Mains expenses - Heavy Equipment Capitalized 8560-04307	8560-04307	8560	(2,111)	-0.37%	-	652	-	-	(2,451)	(312)	(379)	(379)	(382)	(402)	(402)	(402)	(402)	(402)
Distribution-Operation supervi - Heavy Equipment Capitalized 8700-04307	8700-04307	8700	(4,683)	-0.81%	(1,131)	(1,097)	(1,131)	(598)	(636)	(90)	(842)	(841)	(847)	(891)	(891)	(891)	(891)	(891)
Distribution-Rents - Non-842 Heavy Equipment 8810-04309	8810-04309	8810	-	0.00%	-	-	-	-	-	-	-	-	-	-	-	-	-	-
Mains and Services Expenses - Non-842 Heavy Equipment 8740-04309	8740-04309	8740	65,051	11.27%	9,814	10,886	9,239	12,633	11,068	11,412	11,688	11,686	11,761	12,375	12,374	12,374	12,373	12,375
Mains and Services Expenses - Non 842 Fleet Lease/Rents 8740-04560	8740-04560	8740	(10,852)	-1.88%	-	(16,893)	4,491	(14,152)	9,826	5,876	(1,950)	(1,950)	(1,962)	(2,064)	(2,064)	(2,064)	(2,064)	(2,064)
Mains and Services Expenses - 842 Variable Fleet Lease Expense 8740-04	8740-04563	8740	71,206	12.34%	17,935	6,313	12,632	13,027	11,418	9,881	12,794	12,792	12,874	13,546	13,544	13,545	13,544	13,546
Vehicles & Equip			577,255	100.00%	89,331	92,358	90,833	131,858	87,371	85,504	103,719	103,699	104,368	109,811	109,801	109,809	109,799	109,812
			-		-	-	-	-	-	-	-	-	-	-	-	-	-	-
Customer service-Operating inf - Inventory Materials 9090-02001	9090-02001	9090	1,268	0.22%	-	498	763	6	-	-	165	159	168	172	184	191	181	184
Other storage expenses-Operati - Inventory Materials 8410-02001	8410-02001	8410	1,277	0.22%	769	79	23	-	-	406	166	160	169	174	186	193	182	185
Mains expenses - Inventory Materials 8560-02001	8560-02001	8560	-	0.00%	-	-	-	-	-	-	-	-	-	-	-	-	-	-
Distribution-Operation supervi - Inventory Materials 8700-02001	8700-02001	8700	31,667	5.41%	-	31,667	-	-	-	-	4,121	3,971	4,187	4,305	4,600	4,781	4,520	4,597
Odorization - Inventory Materials 8711-02001	8711-02001	8711	73,691	12.59%	-	4,253	28,338	40,708	392	-	9,590	9,241	9,743	10,018	10,705	11,126	10,518	10,697
Mains and Services Expenses - Inventory Materials 8740-02001	8740-02001	8740	117,175	20.02%	20,292	(9,828)	17,604	25,755	31,231	32,120	15,249	14,694	15,492	15,929	17,022	17,692	16,724	17,009
Distribution-Measuring and reg - Inventory Materials 8750-02001	8750-02001	8750	6,045	1.03%	1,132	2,841	489	721	739	123	787	758	799	822	878	913	863	877
Customer service-Operating inf - Warehouse Loading Charge 9090-02004	9090-02004	9090	13	0.00%	-	5	8	0	-	-	2	2	2	2	2	2	2	2
Other storage expenses-Operati - Warehouse Loading Charge 8410-02004	8410-02004	8410	13	0.00%	8	1	0	-	-	4	2	2	2	2	2	2	2	2
Mains expenses - Warehouse Loading Charge 8560-02004	8560-02004	8560	-	0.00%	-	-	-	-	-	-	-	-	-	-	-	-	-	-
Distribution-Operation supervi - Warehouse Loading Charge 8700-02004	8700-02004	8700	317	0.05%	-	317	-	-	-	-	41	40	42	43	46	48	45	46
Odorization - Warehouse Loading Charge 8711-02004	8711-02004	8711	737	0.13%	-	43	283	407	4	-	96	92	97	100	107	111	105	107
Mains and Services Expenses - Warehouse Loading Charge 8740-02004	8740-02004	8740	1,172	0.20%	203	(98)	176	258	312	321	152	147	155	159	170	177	167	170
Distribution-Measuring and reg - Warehouse Loading Charge 8750-02004	8750-02004	8750	60	0.01%	11	28	5	7	7	1	8	8	8	8	9	9	9	9
Odorization - Non-Inventory Supplies 8711-02005	8711-02005	8711	925	0.16%	-	925	-	-	-	-	120	116	122	126	134	140	132	134
Mains and Services Expenses - Non-Inventory Supplies 8740-02005	8740-02005	8740	178,876	30.56%	24,434	41,135	14,804	35,161	21,727	41,615	23,279	22,431	23,650	24,317	25,985	27,008	25,530	25,966
Distribution-Measuring and reg - Non-Inventory Supplies 8750-02005	8750-02005	8750	43,186	7.38%	7,228	27,379	3,869	845	2,297	1,566	5,620	5,416	5,710	5,871	6,274	6,521	6,164	6,269
Distribution-Measuring and reg - Non-Inventory Supplies 8760-02005	8760-02005	8760	297	0.05%	-	-	191	105	-	-	39	37	39	40	43	45	42	43
Distribution-Measuring and reg - Non-Inventory Supplies 8770-02005	8770-02005	8770	-	0.00%	-	-	-	-	-	-	-	-	-	-	-	-	-	-
Meter and house regulator expe - Non-Inventory Supplies 8780-02005	8780-02005	8780	384	0.07%	266	1,048	-	(930)	-	-	50	48	51	52	56	58	55	56
Customer installations expense - Non-Inventory Supplies 8790-02005	8790-02005	8790	146	0.02%	-	-	146	-	-	-	19	18	19	20	21	22	21	21
Distribution-Other expenses - Non-Inventory Supplies 8800-02005	8800-02005	8800	1,647	0.28%	492	1,098	-	58	-	-	214	207	218	224	239	249	235	239
Distribution-Rents - Non-Inventory Supplies 8810-02005	8810-02005	8810	-	0.00%	-	-	-	-	-	-	-	-	-	-	-	-	-	-
Distribution-Maint of mains - Non-Inventory Supplies 8870-02005	8870-02005	8870	104	0.02%	-	104	-	-	-	-	14	13	14	14	15	16	15	15
Maintenance of measuring and r - Non-Inventory Supplies 8890-02005	8890-02005	8890	10,298	1.76%	2,764	1,038	2,354	1,023	639	2,480	1,340	1,291	1,362	1,400	1,496	1,555	1,470	1,495
Distribution-Maintenance of ot - Non-Inventory Supplies 8940-02005	8940-02005	8940	-	0.00%	-	-	-	-	-	-	-	-	-	-	-	-	-	-
Customer accounts-Customer rec - Non-Inventory Supplies 9030-02005	9030-02005	9030	-	0.00%	-	-	-	-	-	-	-	-	-	-	-	-	-	-
Customer service-Operating inf - Non-Inventory Supplies 9090-02005	9090-02005	9090	103	0.02%	-	-	103	-	-	-	13	13	14	14	15	16	15	15
Wells expenses - Non-Inventory Supplies 8160-02005	8160-02005	8160	4,729	0.81%	1,054	2,744	114	-	510	308	615	593	625	643	687	714	675	687
Lines expenses - Non-Inventory Supplies 8170-02005	8170-02005	8170	3,699	0.63%	404	1,160	923	612	420	180	481	464	489	503	537	558	528	537
Compressor station expenses - Non-Inventory Supplies 8180-02005	8180-02005	8180	933	0.16%	-	-	648	218	-	68	121	117	123	127	136	141	133	135
Storage-Measuring and regulati - Non-Inventory Supplies 8200-02005	8200-02005	8200	2,907	0.50%	435	2,041	379	53	-	-	378	365	384	395	422	439	415	422
Storage-Purification expenses - Non-Inventory Supplies 8210-02005	8210-02005	8210	8,053	1.38%	107	793	-	12	7,140	-	1,048	1,010	1,065	1,095	1,170	1,216	1,149	1,169
Storage-Maintenance of structu - Non-Inventory Supplies 8310-02005	8310-02005	8310	-	0.00%	-	-	-	-	-	-	-	-	-	-	-	-	-	-
Other storage expenses-Operati - Non-Inventory Supplies 8410-02005	8410-02005	8410	22	0.00%	22	-	-	-	-	-	3	3	3	3	3	3	3	3
Mains expenses - Non-Inventory Supplies 8560-02005	8560-02005	8560	7,727	1.32%	494	654	643	1,061	3,654	1,221	1,006	969	1,022	1,050	1,123	1,167	1,103	1,122
Distribution-Operation supervi - Non-Inventory Supplies 8700-02005	8700-02005	8700	17,997	3.07%	3,717	4,769	2,264	2,649	3,401	1,197	2,342	2,257	2,379	2,447	2,614	2,717	2,569	2,613
Mains and Services Expenses - Purchasing Card Charges 8740-02006	8740-02006	8740	-	0.00%	-	-	-	-	-	-	-	-	-	-	-	-	-	-
Maintenance of measuring and r - Office Supplies 8890-05010	8890-05010	8890	-	0.00%	-	-	-	-	-	-	-	-	-	-	-	-	-	-
Customer accounts-Customer rec - Office Supplies 9030-05010	9030-05010	9030	701	0.12%	123	-	507	32	-	40	91	88	93	95	102	106	100	102
Customer service-Operating inf - Office Supplies 9090-05010	9090-05010	9090	246	0.04%	-	19	-	-	227	-	32	31	33	33	36	37	35	36
Sales-Advertising expenses - Office Supplies 9130-05010	9130-05010	9130	-	0.00%	-	-	-	1,119	-	(1,119)	-	-	-	-	-	-	-	-
A&G-Office supplies & expense - Office Supplies 9210-05010	9210-05010	9210	142	0.02%	134	8	-	-	-	-	18	18	19	19	21	21	20	21
Distribution-Operation supervi - Office Supplies 8700-05010	8700-05010	8700	67,433	11.52%	11,518	13,941	11,766	11,925	9,443	8,841	8,776	8,456	8,916	9,167	9,796	10,181	9,624	9,789
Mains and Services Expenses - Office Supplies 8740-05010	8740-05010	8740	1,305	0.22%	294	281	83	164	284	199	170	164	173	177	190	197	186	189
Distribution-Measuring and reg - Office Supplies 8750-05010	8750-05010	8750	42	0.01%	-	-	42	-	-	-	6	5	6	6	6	6	6	6
Materials & Supplies			585,337	100.00%	75,902	128,942	86,527	121,967	82,427	89,571	76,176	73,402	77,390	79,571	85,031	88,378	83,543	84,970
			-		-	-	-	-	-	-	-	-	-	-	-	-	-	-
Mains and Services Expenses - Software Maintenance 8740-04201	8740-04201	8740	4,600	18.15%	-	-	-	-	2,300	2,300	480	480	480	367	366	366	366	366
Distribution-Operation supervi - IT Equipment 8700-04212	8700-04212	8700	3,978	15.69%	90	90	214	1,522	1,763	298	415	415	415	317	317	317	317	317
Customer accounts-Meter readin - IT Equipment 9020-04212	9020-04212	9020	16,769	66.16%	-	-	-	-	13,565	3,204	1,749	1,749	1,749	1,337	1,335	1,335	1,335	1,335
Information Technologies			25,346	100.00%	90	90	214	1,522	17,628	5,802	2,643	2,643	2,643	2,021	2,018	2,018	2,018	2,018
			-		-	-	-	-	-	-	-	-	-	-	-	-	-	-
Distribution-Operation supervi - Monthly Lines and service 8700-05310	8700-05310	8700	17,411	42.12%	2,790	2,791	2,790	2,790	3,123	3,126	4,604	4,604	4,792	3,967	3,949	3,923	4,464	3,940
Distribution-Operation supervi - Long Distance 8700-05312	8700-05312	8700	1,364	3.30%	96	325	509	214	150	71	361	361	376	311	309	307	350	309
Distribution-Operation supervi - Toll Free Long Distance 8700-05314	8700-05314	8700	18,222	44.08%	2,618	3,277	3,222	4,521	4,063	521	4,818	4,819	5,016	4,152	4,133	4,106	4,672	4,124

Distribution-Operation supervi - WAN/LAN/Internet Service 8700-05331	8700-05331	8700	38,396	92.89%	5,846	6,039	6,542	6,749	5,406	7,816	10,153	10,154	10,569	8,748	8,708	8,652	9,845	8,690
Customer accounts-Customer rec - AMI Tower Rent 9030-05351	9030-05351	9030	-	0.00%	-	-	-	-	-	-	-	-	-	-	-	-	-	-
Customer accounts-Meter readin - AMI Tower Rent 9020-05351	9020-05351	9020	2,400	5.81%	1,200	-	-	-	1,200	-	635	635	661	547	544	541	615	543
Distribution-Operation supervi - Cellular, radio, pager charges 8700-05364	8700-05364	8700	51,799	125.31%	3,782	9,100	9,830	9,795	9,618	9,674	13,697	13,698	14,258	11,802	11,748	11,672	13,282	11,723
Distribution-Operation supervi - Cell service for data uses 8700-05376	8700-05376	8700	25,808	62.44%	2,912	4,714	4,451	4,073	4,560	5,099	6,824	6,825	7,104	5,880	5,853	5,816	6,617	5,841
Mains expenses - Cell phone equipment and accessories 8560-05377	8560-05377	8560	-	0.00%	-	-	-	-	-	-	-	-	-	-	-	-	-	-
Distribution-Operation supervi - Cell phone equipment and accessories 870	8700-05377	8700	4,631	11.20%	661	1,038	608	542	1,383	398	1,224	1,225	1,275	1,055	1,050	1,043	1,187	1,048
Mains and Services Expenses - Cell phone equipment and accessories 874	8740-05377	8740	121	0.29%	-	-	-	32	89	-	32	32	33	28	27	27	31	27
Distribution-Measuring and reg - Cell phone equipment and accessories 87	8750-05377	8750	40	0.10%	40	-	-	-	-	-	11	11	11	9	9	9	10	9
Mains expenses - Capitalized Telecom Costs 8560-05399	8560-05399	8560	-	0.00%	-	-	-	-	-	-	-	-	-	-	-	-	-	-
Distribution-Operation supervi - Capitalized Telecom Costs 8700-05399	8700-05399	8700	(118,719)	-287.21%	(13,752)	(20,367)	(20,830)	(20,596)	(20,717)	(22,457)	(31,392)	(31,396)	(32,677)	(27,048)	(26,925)	(26,752)	(30,440)	(26,868)
Mains and Services Expenses - Capitalized Telecom Costs 8740-05399	8740-05399	8740	(104)	-0.25%	-	-	-	(27)	(77)	-	(27)	(27)	(29)	(24)	(24)	(23)	(27)	(24)
Distribution-Measuring and reg - Capitalized Telecom Costs 8750-05399	8750-05399	8750	(34)	-0.08%	(34)	-	-	-	-	-	(9)	(9)	(9)	(8)	(8)	(8)	(9)	(8)
Telecom			41,336	100.00%	6,159	6,917	7,122	8,091	8,798	4,248	10,930	10,931	11,378	9,418	9,375	9,314	10,599	9,355
			-	-	-	-	-	-	-	-	-	-	-	-	-	-	-	-
Distribution-Operation supervi - Required By Law, Safety 8700-04002	8700-04002	8700	54,855	33.58%	-	-	-	-	-	54,855	2,252	2,252	2,252	3,376	3,376	3,376	2,872	2,704
Distribution-Operation supervi - Safety 8700-04018	8700-04018	8700	12,213	7.48%	2,459	3,554	4,304	1,400	41	454	501	501	502	752	752	752	639	602
Mains and Services Expenses - Safety 8740-04018	8740-04018	8740	-	0.00%	-	-	-	-	-	-	-	-	-	-	-	-	-	-
Sales-Advertising expenses - Promo Other, Misc 9130-04021	9130-04021	9130	1,695	1.04%	-	-	-	-	1,695	-	70	70	70	104	104	104	89	84
Customer service-Operating inf - Promo Sales, Misc 9090-04022	9090-04022	9090	863	0.53%	-	-	-	768	95	-	35	35	35	53	53	53	45	43
Mains and Services Expenses - Community Rel&Trade Shows 8740-04040	8740-04040	8740	480	0.29%	-	-	480	-	-	-	20	20	20	30	30	30	25	24
Customer service-Operating inf - Community Rel&Trade Shows 9090-0404	9090-04040	9090	8,494	5.20%	8,369	-	-	-	15	110	349	349	349	523	523	523	445	419
Sales-Supervision - Community Rel&Trade Shows 9110-04040	9110-04040	9110	490	0.30%	-	346	-	-	144	-	20	20	20	30	30	30	26	24
Sales-Demonstrating and sellin - Community Rel&Trade Shows 9120-0404	9120-04040	9120	1,443	0.88%	-	-	1,293	150	-	-	59	59	59	89	89	89	76	71
Sales-Advertising expenses - Community Rel&Trade Shows 9130-04040	9130-04040	9130	15,203	9.31%	220	1,674	1,165	9,214	724	2,206	624	624	624	936	936	936	796	749
Distribution-Operation supervi - Community Rel&Trade Shows 8700-04040	8700-04040	8700	11,395	6.98%	246	481	3,847	914	870	5,036	468	468	468	701	701	701	597	562
Meter and house regulator expe - Community Rel&Trade Shows 8780-0404	8780-04040	8780	-	0.00%	-	-	-	-	-	-	-	-	-	-	-	-	-	-
A&G-Franchise requirements - Advertising 9270-04044	9270-04044	9270	85	0.05%	-	-	-	-	-	85	3	3	3	5	5	5	4	4
Sales-Demonstrating and sellin - Advertising 9120-04044	9120-04044	9120	390	0.24%	-	-	-	-	206	184	16	16	16	24	24	24	20	19
Sales-Advertising expenses - Advertising 9130-04044	9130-04044	9130	23,003	14.08%	3,701	3,706	4,295	4,794	6,189	318	944	944	945	1,416	1,416	1,416	1,204	1,134
Customer service-Operating inf - Customer Relations & Assist 9090-04046	9090-04046	9090	2,415	1.48%	466	-	-	1,648	300	-	99	99	99	149	149	149	126	119
Sales-Demonstrating and sellin - Customer Relations & Assist 9120-04046	9120-04046	9120	12,723	7.79%	4,865	762	227	1,718	1,527	3,624	522	522	522	783	783	783	666	627
Sales-Advertising expenses - Customer Relations & Assist 9130-04046	9130-04046	9130	13,270	8.12%	-	-	-	13,270	-	-	545	545	545	817	817	817	695	654
Sales-Miscellaneous sales expe - Customer Relations & Assist 9160-04046	9160-04046	9160	1,989	1.22%	-	-	1,300	-	689	-	82	82	82	122	122	122	104	98
Distribution-Operation supervi - Customer Relations & Assist 8700-04046	8700-04046	8700	42	0.03%	-	-	42	-	-	-	2	2	2	3	3	3	2	2
A&G-Office supplies & expense - Customer Relations & Assist 9210-04046	9210-04046	9210	2,305	1.41%	395	395	-	864	256	395	95	95	95	142	142	142	121	114
Marketing			163,352	100.00%	20,722	10,919	16,953	34,740	12,751	67,268	6,706	6,706	6,708	10,053	10,053	10,053	8,553	8,052
			-		-	-	-	-	-	-	-	-	-	-	-	-	-	-
Distribution-Operation supervi - Printing/Slides/Graphics 8700-04145	8700-04145	8700	-	0.00%	-	-	-	-	-	-	-	-	-	-	-	-	-	-
Distribution-Operation supervi - Public Relations 8700-04146	8700-04146	8700	-	0.00%	-	-	-	-	-	-	-	-	-	-	-	-	-	-
Directors & Shareholders &PR			-	0.00%	-	-	-	-	-	-	-	-	-	-	-	-	-	-
			-		-	-	-	-	-	-	-	-	-	-	-	-	-	-
Other storage expenses-Operati - Membership Fees 8410-05415	8410-05415	8410	-	0.00%	-	-	-	-	-	-	-	-	-	-	-	-	-	-
Distribution-Operation supervi - Membership Fees 8700-05415	8700-05415	8700	3,411	4.32%	1,000	1,434	59	234	32	653	799	93	118	457	287	180	723	567
Mains and Services Expenses - Membership Fees 8740-05415	8740-05415	8740	295	0.37%	-	295	-	-	-	-	69	8	10	40	25	16	63	49
Customer service-Operating inf - Membership Fees 9090-05415	9090-05415	9090	229	0.29%	110	120	-	-	-	-	54	6	8	31	19	12	49	38
Miscellaneous general expenses - Membership Fees 9302-05415	9302-05415	9302	4,091	5.18%	-	-	-	-	-	4,091	958	112	141	548	345	216	867	680
Distribution-Operation supervi - Club Dues - Nondeductible 8700-05416	8700-05416	8700	800	1.01%	50	-	-	-	750	-	187	22	28	107	67	42	170	133
Distribution-Operation supervi - Club Dues - Deductible 8700-05417	8700-05417	8700	-	0.00%	-	-	-	-	-	-	-	-	-	-	-	-	-	-
Sales-Demonstrating and sellin - Association Dues 9120-07510	9120-07510	9120	44,270	56.05%	18,620	-	(480)	25,741	(91)	480	10,367	1,213	1,526	5,933	3,729	2,342	9,380	7,361
Miscellaneous general expenses - Association Dues 9302-07510	9302-07510	9302	12,039	15.24%	1,544	5,824	699	1,199	2,072	699	2,819	330	415	1,613	1,014	637	2,551	2,002
Distribution-Operation supervi - Association Dues 8700-07510	8700-07510	8700	13,849	17.53%	1,647	200	11,285	-	292	425	3,243	379	477	1,856	1,167	733	2,934	2,303
Dues & Membership Fees			78,985	100.00%	22,971	7,873	11,563	27,174	3,055	6,348	18,497	2,164	2,723	10,585	6,653	4,178	16,735	13,133
			-		-	-	-	-	-	-	-	-	-	-	-	-	-	-
Mains expenses - Postage/Delivery Services 8560-05111	8560-05111	8560	55	-0.74%	-	32	-	-	-	24	(28)	(30)	(33)	(18)	(19)	(24)	(18)	(19)
Distribution-Operation supervi - Postage/Delivery Services 8700-05111	8700-05111	8700	5,070	-68.10%	867	1,316	507	992	542	846	(2,560)	(2,744)	(3,064)	(1,655)	(1,758)	(2,225)	(1,689)	(1,787)
Mains and Services Expenses - Postage/Delivery Services 8740-05111	8740-05111	8740	730	-9.81%	-	50	194	-	55	432	(369)	(395)	(441)	(238)	(253)	(321)	(243)	(257)
Meter and house regulator expe - Postage/Delivery Services 8780-05111	8780-05111	8780	23	-0.31%	-	-	-	23	-	-	(12)	(12)	(14)	(7)	(8)	(10)	(8)	(8)
Maintenance of measuring and r - Postage/Delivery Services 8890-05111	8890-05111	8890	25	-0.34%	-	-	-	25	-	-	(13)	(14)	(15)	(8)	(9)	(11)	(8)	(9)
Sales-Supervision - Postage/Delivery Services 9110-05111	9110-05111	9110	-	0.00%	-	-	-	-	-	-	-	-	-	-	-	-	-	-
Distribution-Operation supervi - 842 Copier Lease Expense 8700-05215	8700-05215	8700	(13,349)	179.30%	(2,412)	(1,449)	(2,482)	(2,393)	(2,344)	(2,268)	6,740	7,225	8,067	4,357	4,629	5,859	4,448	4,705
Print & Postages			(7,445)	100.00%	(1,546)	(51)	(1,781)	(1,353)	(1,747)	(967)	3,759	4,030	4,499	2,430	2,582	3,268	2,481	2,624
			-		-	-	-	-	-	-	-	-	-	-	-	-	-	-
Distribution-Maint of mains - Meals and Entertainment 8870-05411	8870-05411	8870	4,635	2.18%	1,384	872	350	743	724	562	514	610	665	662	662	662	675	691
Customer accounts-Customer rec - Meals and Entertainment 9030-05411	9030-05411	9030	12,100	5.69%	273	1,827	3,609	3,473	1,507	1,412	1,341	1,592	1,735	1,728	1,728	1,728	1,761	1,803
Customer service-Operating inf - Meals and Entertainment 9090-05411	9090-05411	9090	5,256	2.47%	-	2,583	79	314	1,285	995	583	692	754	751	751	751	765	783
Sales-Supervision - Meals and Entertainment 9110-05411	9110-05411	9110	1,624	0.76%	26	272	364	169	556	237	180	214	233	232	232	232	236	242
A&G-Office supplies & expense - Meals and Entertainment 9210-05411	9210-05411	9210	-	0.00%	-	-	-	-	-	-	-	-	-	-	-	-	-	-
A&G-Employee pensions and bene - Meals and Entertainment 9260-05411	9260-05411	9260	117	0.05%	89	(118)	-	-	146	-	13	15	17	17	17	17	17	17
Other storage expenses-Operati - Meals and Entertainment 8410-05411	8410-05411	8410	1,096	0.52%	-	12	156	-	610	318	121	144	157	156	156	156	159	163
Mains expenses - Meals and Entertainment 8560-05411	8560-05411	8560	377	0.18%	-	-	85	-	205	87	42	50	54	54	54	54	55	56
Distribution-Operation supervi - Meals and Entertainment 8700-05411	8700-05411	8700	43,199	20.31%	6,344	7,039	5,489	8,386	9,401	6,539	4,788	5,684	6,194	6,170	6,170	6,170	6,287	6,437
Mains and Services Expenses - Meals and Entertainment 8740-05411	8740-05411	8740	6,828	3.21%	204	2,958	1,399	470	447	1,349	757	898	979	975	975	975	994	1,017
Distribution-Measuring and reg - Meals and Entertainment 8750-05411	8750-05411	8750	1,390	0.65%	11	54	976	334	-	16	154	183	199	199	199	199	202	207
Meter and house regulator expe - Meals and Entertainment 8780-05411	8780-05411	8780	3,845	1.81%	413	279	361	162	1,177	1,453	426	506	551	549	549	549	560	573
Distribution-Operation supervi - Spousal & Dependent Travel 8700-05412	8700-05412	8700	-	0.00%	-	-	-	-	-	-	-	-	-	-	-	-	-	-
Other storage expenses-Operati - Transportation 8410-05413	8410-05413	8410	20	0.01%	-	-	-	-	20	-	2	3	3	3	3	3	3	3
Distribution-Operation supervi - Transportation 8700-05413	8700-05413	8700	12,350	5.81%	1,405	772	1,873	1,100	2,046	5,155	1,369	1,625	1,771	1,764	1,764	1,764	1,797	1,840
Mains and Services Expenses - Transportation 8740-05413	8740-05413	8740	11,584	5.45%	1,394	2,513	-	-	832	6,845	1,284	1,524	1,661	1,654	1,654	1,654	1,686	1,726
Distribution-Measuring and reg - Transportation 8750-05413	8750-05413	8750	2,049	0.96%	710	465	874	-	-	-	227	270	294	293	293	293	298	305
Meter and house regulator expe - Transportation 8780-05413	8780-05413	8780	2,308	1.09%	-	130	910	-	-	1,269	256	304	331	330	330	330	336	344
Distribution-Maint of mains - Transportation 8870-05413	8870-05413	8870	10,630	5.00%	4,997	2,732	499	324	680	1,397	1,178	1,399	1,524	1,518	1,518	1,518	1,547	1,584
Customer accounts-Customer rec - Transportation 9030-05413	9030-05413	9030	3,096	1.46%	1,374	555	-	-	-	1,167	343	407	444	442	442	442	451	461
Customer service-Operating inf - Transportation 9090-05413	9090-05413	9090	8,456	3.98%	236	2,705	471	1,418	2,367	1,260	937	1,113	1,213	1,208	1,208	1,208	1,231	1,260
Sales-Supervision - Transportation 9110-05413	9110-05413	9110	11,799	5.55%	942	1,918	1,603	2,872	3,106	1,358	1,308	1,553	1,692	1,685	1,685	1,685	1,717	1,758
A&G-Office supplies & expense - Transportation 9210-05413	9210-05413	9210	-	0.00%	-	-	-	-	-	-	-	-	-	-	-	-	-	-
Customer service-Operating inf - Lodging 9090-05414	9090-05414	9090	2,663	1.25%	-	1,055	-	304	510	794	295	350	382	380	380	380	388	397
Sales-Supervision - Lodging 9110-05414	9110-05414	9110	2,278	1.07%	224	321	733	325	157	519	253	300	327	325	325	325	332	339
A&G-Office supplies & expense - Lodging 9210-05414	9210-05414	9210	-	0.00%	-	-	-	-	-	-	-	-	-	-	-	-	-	-

Other storage expenses-Operati - Lodging 8410-05414	8410-05414	8410	1,435	0.67%	-	372	190	-	559	314	159	189	206	205	205	205	209	214
Distribution-Operation supervi - Lodging 8700-05414	8700-05414	8700	36,763	17.28%	4,407	3,810	2,994	9,409	4,123	12,021	4,075	4,837	5,271	5,251	5,251	5,251	5,351	5,478
Mains and Services Expenses - Lodging 8740-05414	8740-05414	8740	11,643	5.47%	-	-	1,942	-	1,541	8,159	1,291	1,532	1,669	1,663	1,663	1,663	1,695	1,735
Distribution-Measuring and reg - Lodging 8750-05414	8750-05414	8750	1,593	0.75%	670	-	299	490	-	134	177	210	228	228	228	228	232	237
Meter and house regulator expe - Lodging 8780-05414	8780-05414	8780	7,647	3.60%	-	175	-	941	3,586	2,945	848	1,006	1,097	1,092	1,092	1,092	1,113	1,140
Distribution-Maint of mains - Lodging 8870-05414	8870-05414	8870	1,538	0.72%	6	946	-	180	-	405	170	202	220	220	220	220	224	229
Customer accounts-Meter readin - Lodging 9020-05414	9020-05414	9020	985	0.46%	-	-	-	-	-	985	109	130	141	141	141	141	143	147
Customer accounts-Customer rec - Lodging 9030-05414	9030-05414	9030	8,220	3.86%	7,506	714	-	-	-	-	911	1,082	1,179	1,174	1,174	1,174	1,196	1,225
Mains expenses - Misc Employee Expense 8560-05419	8560-05419	8560	368	0.17%	-	368	-	-	-	-	41	48	53	53	53	53	54	55
Distribution-Operation supervi - Misc Employee Expense 8700-05419	8700-05419	8700	(5,385)	-2.53%	(14,070)	14,720	(6,585)	-	550	-	(597)	(709)	(772)	(769)	(769)	(769)	(784)	(802)
Mains and Services Expenses - Misc Employee Expense 8740-05419	8740-05419	8740	193	0.09%	-	182	11	-	-	-	21	25	28	28	28	28	28	29
Customer service-Operating inf - Misc Employee Expense 9090-05419	9090-05419	9090	-	0.00%	-	-	-	-	-	-	-	-	-	-	-	-	-	-
Travel & Entertainment			212,699	100.00%	18,546	50,230	18,681	31,413	36,133	57,697	23,577	27,987	30,498	30,378	30,378	30,378	30,957	31,696
			-		-	-	-	-	-	-	-	-	-	-	-	-	-	-
Wells expenses - Employee Development 8160-05420	8160-05420	8160	882	3.46%	-	-	-	-	-	882	34	68	172	317	104	104	105	104
Other storage expenses-Operati - Employee Development 8410-05420	8410-05420	8410	350	1.37%	-	-	350	-	-	-	13	27	68	126	41	41	42	41
Distribution-Operation supervi - Employee Development 8700-05420	8700-05420	8700	800	3.14%	-	200	175	425	-	-	31	62	156	288	95	95	96	95
Mains and Services Expenses - Employee Development 8740-05420	8740-05420	8740	212	0.83%	-	212	-	-	-	-	8	16	41	76	25	25	25	25
Customer service-Operating inf - Employee Development 9090-05420	9090-05420	9090	-	0.00%	-	-	-	-	-	-	-	-	-	-	-	-	-	-
Distribution-Operation supervi - Training 8700-05421	8700-05421	8700	15,409	60.43%	14,451	434	-	-	-	525	591	1,195	3,008	5,544	1,825	1,825	1,840	1,825
Mains and Services Expenses - Training 8740-05421	8740-05421	8740	1,732	6.79%	835	897	-	-	-	-	66	134	338	623	205	205	207	205
Distribution-Measuring and reg - Training 8750-05421	8750-05421	8750	1,925	7.55%	-	-	-	1,925	-	-	74	149	376	693	228	228	230	228
Distribution-Operation supervi - Books & Manuals 8700-05424	8700-05424	8700	196	0.77%	-	-	-	196	-	-	8	15	38	71	23	23	23	23
Distribution-Operation supervi - Regulatory Compliance Training 8700-054	8700-05425	8700	-	0.00%	-	-	-	-	-	-	-	-	-	-	-	-	-	-
Distribution-Operation supervi - Safety Training 8700-05426	8700-05426	8700	19	0.07%	-	-	19	-	-	-	1	1	4	7	2	2	2	2
Mains and Services Expenses - Technical (Job Skills) Training 8740-05427	8740-05427	8740	736	2.89%	-	-	-	736	-	-	28	57	144	265	87	87	88	87
Mains and Services Expenses - Work Environment Training 8740-05429	8740-05429	8740	3,236	12.69%	-	728	368	1,472	-	668	124	251	632	1,164	383	383	386	383
Training			25,498	100.00%	15,286	2,470	912	4,754	-	2,075	978	1,978	4,978	9,174	3,020	3,020	3,044	3,020
			-		-	-	-	-	-		-	-	-	-	-	-	-	
A&G-Injuries & damages - Settlement 9250-05418	9250-05418	9250	18,442	0.73%	-	3,625	1,725	197	650	12,245	2,528	2,558	2,532	1,502	2,075	2,565	1,393	1,502
Wells expenses - Contract Labor 8160-06111	8160-06111	8160	3,504	0.14%	-	1,320	660	779	-	745	480	486	481	285	394	487	265	285
Mains expenses - Contract Labor 8560-06111	8560-06111	8560	-	0.00%	-	-	-	-	-	-	-	-	-	-	-	-	-	-
Distribution-Operation supervi - Contract Labor 8700-06111	8700-06111	8700	420,443	16.55%	9,615	135,132	59,101	63,807	50,649	102,139	57,634	58,309	57,715	34,232	47,308	58,476	31,749	34,232
Mains and Services Expenses - Contract Labor 8740-06111	8740-06111	8740	1,338,087	52.68%	219,650	203,541	203,630	225,612	255,872	229,782	183,423	185,571	183,682	108,944	150,562	186,104	101,042	108,944
Distribution-Measuring and reg - Contract Labor 8750-06111	8750-06111	8750	24,007	0.95%	10,404	10,000	-	-	-	3,602	3,291	3,329	3,295	1,955	2,701	3,339	1,813	1,955
Distribution-Maint of mains - Contract Labor 8870-06111	8870-06111	8870	23,452	0.92%	1,203	-	22,904	(3,255)	-	2,600	3,215	3,252	3,219	1,909	2,639	3,262	1,771	1,909
Maintenance of measuring and r - Contract Labor 8890-06111	8890-06111	8890	96,703	3.81%	400	-	24,400	30,420	8,399	33,084	13,256	13,411	13,275	7,873	10,881	13,450	7,302	7,873
Maintenance of meters and hous - Contract Labor 8930-06111	8930-06111	8930	-	0.00%	-	-	-	-	-	-	-	-	-	-	-	-	-	-
Customer accounts-Meter readin - Contract Labor 9020-06111	9020-06111	9020	-	0.00%	-	-	332	(332)	-	-	-	-	-	-	-	-	-	-
A&G-Outside services employed - Contract Labor 9230-06111	9230-06111	9230	-	0.00%	-	-	-	-	-	-	-	-	-	-	-	-	-	-
A&G-Regulatory commission expe - Contract Labor 9280-06111	9280-06111	9280	1,894	0.07%	-	-	-	-	-	1,894	260	263	260	154	213	263	143	154
Customer accounts-Customer rec - Collection Fees 9030-06112	9030-06112	9030	4,636	0.18%	436	262	653	192	2,020	1,072	635	643	636	377	522	645	350	377
Customer accounts-Customer rec - Bill Print Fees 9030-06116	9030-06116	9030	552,785	21.76%	80,375	77,960	131,358	116,484	76,777	69,833	75,775	76,662	75,882	45,007	62,199	76,882	41,742	45,007
Distribution-Operation supervi - Legal 8700-06121	8700-06121	8700	204	0.01%	54	-	150	-	-	-	28	28	28	17	23	28	15	17
A&G-Regulatory commission expe - Legal 9280-06121	9280-06121	9280	352	0.01%	-	-	-	96	-	256	48	49	48	29	40	49	27	29
A&G-Outside services employed - Legal 9230-06121	9230-06121	9230	55,502	2.19%	3,257	15,174	-	15,238	17,465	4,368	7,608	7,697	7,619	4,519	6,245	7,719	4,191	4,519
Outside Services			2,540,010	100.00%	325,395	447,014	444,913	449,236	411,832	461,620	348,180	352,258	348,673	206,802	285,802	353,269	191,802	206,802
			-		-	-	-	-	-	-	-	-	-	-	-	-	-	-
Customer accounts-Uncollectibl - Cust Uncol Acct-Write Off 9040-09927	9040-09927	9040	922,472	100.00%	209,704	298,981	210,390	(78,230)	122,814	158,813	86,169	92,651	91,815	100,296	137,716	172,488	201,332	167,579
Provision for Bad Debt			922,472	100.00%	209,704	298,981	210,390	(78,230)	122,814	158,813	86,169	92,651	91,815	100,296	137,716	172,488	201,332	167,579
			-		-	-	-	-	-	-	-	-	-	-	-	-	-	-
Wells expenses - Misc General Expense 8160-07590	8160-07590	8160	1,372	1.46%	1,272	-	-	-	100	-	10	10	13	307	307	307	307	307
Storage-Measuring and regulati - Misc General Expense 8200-07590	8200-07590	8200	749	0.80%	-	749	-	-	-	-	5	5	7	168	168	168	168	168
Mains expenses - Misc General Expense 8560-07590	8560-07590	8560	150	0.16%	-	-	150	-	-	-	1	1	1	34	34	34	34	34
Distribution-Operation supervi - Misc General Expense 8700-07590	8700-07590	8700	341	0.36%	11	-	-	-	19	311	2	2	3	76	76	76	76	76
Mains and Services Expenses - Misc General Expense 8740-07590	8740-07590	8740	2,679	2.85%	1,193	449	(95)	973	-	159	19	19	26	600	600	600	600	600
Distribution-Measuring and reg - Misc General Expense 8750-07590	8750-07590	8750	1,811	1.93%	-	-	-	-	486	1,325	13	13	18	406	406	406	406	406
Meter and house regulator expe - Misc General Expense 8780-07590	8780-07590	8780	-	0.00%	-	-	-	-	-	-	-	-	-	-	-	-	-	-
Customer service-Operating inf - Misc General Expense 9090-07590	9090-07590	9090	4,143	4.41%	-	750	708	2,041	617	26	30	30	41	928	928	928	928	928
A&G-Office supplies & expense - Misc General Expense 9210-07590	9210-07590	9210	25,262	26.92%	-	25,262	-	-	-	-	181	181	248	5,660	5,660	5,660	5,660	5,660
A&G-Franchise requirements - Misc General Expense 9270-07590	9270-07590	9270	214	0.23%	-	-	-	85	-	130	2	2	2	48	48	48	48	48
A&G-Regulatory commission expe - Misc General Expense 9280-07590	9280-07590	9280	60,363	64.32%	10,061	10,061	10,061	10,061	10,061	10,061	433	433	594	13,525	13,525	13,525	13,525	13,524
Miscellaneous general expenses - Misc General Expense 9302-07590	9302-07590	9302	-	0.00%	-	-	-	-	-	-	-	-	-	-	-	-	-	-
A&G-Office supplies & expense - Vendor Comp Sales Tax 9210-07592	9210-07592	9210	(300)	-0.32%	(50)	(50)	(50)	(50)	(50)	(50)	(2)	(2)	(3)	(67)	(67)	(67)	(67)	(67)
Distribution-Operation supervi - Reimbursements 8700-09911	8700-09911	8700	(2,928)	-3.12%	(1,083)	-	-	(1,845)	-	-	(21)	(21)	(29)	(656)	(656)	(656)	(656)	(656)
Miscellaneous			93,855	100.00%	11,403	37,220	10,773	11,264	11,233	11,961	673	673	923	21,029	21,029	21,029	21,029	21,028
			-		-	-	-	-	-	-	-	-	-	-	-	-	-	-
Total O&M Expenses Before Allocations					1,527,842	1,714,007	1,518,243	1,347,888	1,435,006	1,569,077	1,395,485	1,372,575	1,338,812	1,404,919	1,465,853	1,593,391	1,494,275	1,358,580
					-	-	-	-	-	-	-	-	-	-	-	-	-	-
					-	-	-	-	-	-	-	-	-	-	-	-	-	-

Table of values by FERC account:

Col. #:	*1*	*2*	*3*	*4*	*5*	*6*	*7*	*8*	*9*	*10*	*11*	*12*	*13*	*14*	*15*	*16*
	7560		0	0	0	0	0	0	0	0	0	0	0	0	0	0
	7590		0	0	0	0	0	0	0	0	0	0	0	0	0	0
	8140		0	0	0	0	0	0	0	0	0	0	0	0	0	0
	8150		0	0	0	0	0	0	0	0	0	0	0	0	0	0
	8160		3,999	5,969	449	628	3,381	2,917	2,449	2,422	2,484	2,992	2,839	3,021	2,863	2,657
	8170		1,663	4,025	435	1,121	2,338	987	1,766	1,717	1,658	1,906	1,849	1,896	1,961	1,784
	8180		2,458	879	3,390	6,561	4,609	683	3,492	3,374	3,192	3,829	3,599	3,761	4,018	3,411
	8190		0	0	0	0	0	0	0	0	0	0	0	0	0	0
	8200		585	3,140	519	303	109	114	579	567	570	773	786	791	779	779
	8210		16,665	18,566	(5,791)	(104)	7,297	135	6,510	6,297	6,037	7,088	6,774	7,046	7,405	6,476
	8240		0	0	0	0	0	0	0	0	0	0	0	0	0	0
	8250		890	1,443	1,243	762	524	147	865	876	787	926	860	789	841	837
	8310		0	0	0	0	0	0	0	0	0	0	0	0	0	0
	8320		0	0	0	0	0	0	0	0	0	0	0	0	0	0
	8340		1,768	3,871	5,684	3,468	3,461	727	3,626	3,503	3,302	3,984	3,726	3,897	4,182	3,524
	8350		0	0	0	0	0	0	0	0	0	0	0	0	0	0

8360	0	0	0	0	0	0	0	0	0	0	0	0	0	0
8370	0	0	0	0	0	0	0	0	0	0	0	0	0	0
8400	0	0	0	0	0	0	0	0	0	0	0	0	0	0
8410	25,709	9,818	15,509	14,706	13,825	16,853	18,085	17,547	16,649	20,023	18,700	19,536	20,918	17,734
8470	0	0	0	0	0	0	0	0	0	0	0	0	0	0
8500	0	0	0	0	0	0	0	0	0	0	0	0	0	0
8520	0	0	0	0	0	0	0	0	0	0	0	0	0	0
8550	40	40	39	37	36	42	40	41	37	43	40	37	39	39
8560	1,447	14,099	12,412	9,978	12,857	11,275	11,116	10,774	10,311	12,656	12,029	12,515	12,778	11,072
8570	1,842	675	562	858	820	809	977	981	888	1,049	976	916	977	946
8580	0	0	0	0	0	0	0	0	0	0	0	0	0	0
8590	0	0	0	0	0	0	0	0	0	0	0	0	0	0
8600	0	0	0	0	0	0	0	0	0	0	0	0	0	0
8620	0	0	0	0	0	0	0	0	0	0	0	0	0	0
8630	(500)	1,494	299	1,055	3,311	3,711	1,790	1,729	1,630	1,967	1,840	1,924	2,065	1,740
8640	0	0	0	0	0	0	0	0	0	0	0	0	0	0
8650	0	0	0	0	0	0	0	0	0	0	0	0	0	0
8670	0	0	0	0	0	0	0	0	0	0	0	0	0	0
8700	132,335	274,473	168,645	177,760	152,738	271,467	180,590	177,517	177,948	176,907	181,082	196,145	169,436	158,103
8710	0	0	0	(20)	0	0	(3)	(3)	(3)	(4)	(3)	(3)	(3)	(3)
8711	0	5,221	28,621	41,115	396	0	9,806	9,449	9,963	10,244	10,946	11,377	10,755	10,938
8720	0	0	0	0	0	0	0	0	0	0	0	0	0	0
8740	562,374	554,304	546,432	607,363	637,386	634,107	568,418	563,295	553,979	543,437	571,105	617,427	530,953	503,232
8750	143,268	122,417	85,161	84,217	77,764	70,958	106,088	102,852	98,134	115,869	109,825	115,178	120,530	103,569
8760	0	0	191	105	0	0	39	37	39	40	43	45	42	43
8770	1,159	381	380	269	280	144	450	455	410	491	458	421	438	436
8780	88,533	56,980	56,159	64,763	54,982	67,012	72,939	70,855	67,001	80,392	75,324	78,520	84,143	71,464
8790	0	0	146	0	0	0	19	18	19	20	21	22	21	21
8800	492	1,098	5	128	0	0	228	220	231	238	254	263	249	253
8810	8,255	8,173	8,102	8,706	9,035	12,704	8,631	9,016	5,647	9,480	7,122	4,542	6,413	6,287
8850	0	0	0	0	0	0	0	0	0	0	0	0	0	0
8860	0	0	0	0	0	0	0	0	0	0	0	0	0	0
8870	18,223	4,297	29,773	4,891	7,366	10,158	11,638	11,802	11,611	11,581	11,848	12,782	11,785	10,798
8890	3,507	940	26,754	31,468	9,038	35,564	14,630	14,734	14,663	9,316	12,416	15,044	8,818	9,405
8900	0	0	0	0	0	0	0	0	0	0	0	0	0	0
8910	0	0	0	0	64	(9)	11	10	10	12	11	11	12	10
8920	(10)	0	124	(41)	0	0	14	13	13	15	14	15	16	13
8930	0	0	0	0	0	0	0	0	0	0	0	0	0	0
8940	0	0	0	0	0	0	0	0	0	0	0	0	0	0
8950	0	0	0	0	0	0	0	0	0	0	0	0	0	0
9010	0	0	0	0	0	0	0	0	0	0	0	0	0	0
9020	53,027	57,748	52,706	46,747	69,879	56,229	59,670	59,159	54,574	63,951	59,755	58,481	62,475	57,466
9030	101,433	105,565	165,198	146,083	105,044	89,105	103,916	104,456	102,644	76,918	92,509	108,523	74,272	73,167
9040	209,704	298,981	210,390	(78,230)	122,814	158,813	86,169	92,651	91,815	100,296	137,716	172,488	201,332	167,579
9070	0	0	0	0	0	0	0	0	0	0	0	0	0	0
9080	0	0	0	0	0	0	0	0	0	0	0	0	0	0
9090	20,821	18,364	12,760	17,702	17,181	13,584	15,255	15,109	14,624	18,152	17,258	17,855	18,810	16,528
9100	0	0	0	0	0	0	0	0	0	0	0	0	0	0
9110	10,508	11,396	11,238	12,311	13,315	10,400	11,883	11,864	11,488	13,393	12,674	13,150	13,984	12,201
9120	23,485	762	1,040	27,609	1,642	4,288	10,965	1,810	2,124	6,829	4,625	3,238	10,142	8,078
9130	3,921	5,380	5,460	28,396	8,608	1,405	2,183	2,183	2,183	3,272	3,272	3,272	2,784	2,621
9160	0	0	1,300	0	689	0	82	82	82	122	122	122	104	98
9200	0	0	0	0	0	0	0	0	0	0	0	0	0	0
9210	2,719	26,720	396	814	206	345	309	309	376	5,754	5,755	5,756	5,734	5,727
9220	0	0	0	0	0	0	0	0	0	0	0	0	0	0
9230	3,257	15,174	0	15,238	17,465	4,368	7,608	7,697	7,619	4,519	6,245	7,719	4,191	4,519
9240	(44)	931	1,771	940	942	942	25	25	25	0	0	0	0	0
9250	3,543	7,186	5,276	5,126	5,603	17,198	2,643	2,673	2,647	1,502	2,075	2,565	1,393	1,502
9260	69,160	57,612	54,707	53,613	57,867	54,681	65,462	63,268	59,938	79,014	74,173	77,563	79,455	67,084
9270	0	0	0	85	0	215	5	5	6	53	53	53	52	52
9280	10,061	10,061	10,061	10,157	10,061	12,210	741	744	902	13,707	13,777	13,837	13,694	13,707
9290	0	0	0	0	0	0	0	0	0	0	0	0	0	0
9301	0	0	0	0	0	0	0	0	0	0	0	0	0	0
9302	1,544	5,824	699	1,199	2,072	4,790	3,777	442	556	2,162	1,359	853	3,418	2,682
9310	0	0	0	0	0	0	0	0	0	0	0	0	0	0
9320	0	0	0	0	0	0	0	0	0	0	0	0	0	0
	1,527,842	1,714,007	1,518,243	1,347,888	1,435,006	1,569,077	1,395,485	1,372,575	1,338,812	1,404,919	1,465,853	1,593,391	1,494,275	1,358,580
	-	-	-	-	-	-	-	-	-	-	-	-	-	-

acct 9220 will not show up here for Div 9

Cap Rate Calculation:

Non-project Labor - 01000	01000	495,522	468,096	452,941	424,700	630,577	452,185	558,688	539,709	508,703	613,756	574,103	600,354	644,306	542,977
Capital Labor - 01001	01001	643,634	707,469	668,499	659,466	986,945	688,140	831,941	803,680	757,509	913,943	854,895	893,985	959,435	808,546
Capital Labor Contra - 01002	01002	(654,471)	(681,033)	(670,620)	(668,175)	(998,657)	(687,006)	(833,050)	(804,752)	(758,519)	(915,162)	(856,036)	(895,178)	(960,715)	(809,625)
O&M Project Labor and Contra - 01006	01006	-	2,636	10,463	3,543	10,071	-	5,104	4,931	4,648	5,607	5,245	5,485	5,886	4,961
Expense Labor Accrual - 01008	01008	80,752	13,621	16,537	26,453	(149,724)	7,950	(843)	(814)	(767)	(926)	(866)	(906)	(972)	(819)
Capital Labor Transfer In - 01011	01011	447,268	397,768	384,308	393,184	556,205	409,920	494,609	477,808	450,358	543,362	508,256	531,496	570,408	480,701
Capital Labor Transfer Out - 01012	01012	(436,432)	(424,203)	(382,186)	(384,475)	(544,493)	(411,054)	(493,500)	(476,735)	(449,347)	(542,142)	(507,116)	(530,304)	(569,128)	(479,622)
Expense Labor Transfer In - 01013	01013	-	-	-	-	-	-	-	-	-	-	-	-	-	-
Expense Labor Transfer Out - 01014	01014	-	-	(9,307)	(7,336)	(10,071)	-	(5,104)	(4,931)	(4,648)	(5,607)	(5,245)	(5,485)	(5,886)	(4,961)
	Total	576,274	484,353	470,635	447,361	480,853	460,135	557,845	538,895	507,936	612,830	573,237	599,448	643,334	542,158
		-	-	-	-	-	-	-	-	-	-	-	-	-	-

Expense Labor	576,274	484,353	470,635	447,361	480,853	460,135	557,845	538,895	507,936	612,830	573,237	599,448	643,334	542,158
Capital Labor	654,471	681,033	670,620	668,175	998,657	687,006	833,050	804,752	758,519	915,162	856,036	895,178	960,715	809,625
Total Labor	1,230,745	1,165,386	1,141,255	1,115,536	1,479,510	1,147,140	1,390,896	1,343,647	1,266,455	1,527,992	1,429,272	1,494,626	1,604,049	1,351,783
Eff Cap Rate	53.2%	58.4%	58.8%	59.9%	67.5%	59.9%	59.9%	59.9%	59.9%	59.9%	59.9%	59.9%	59.9%	59.9%

							3.5%	3.5%	3.5%	3.5%	3.5%	3.5%
11.7%	11.7%	11.7%	11.7%	11.7%	11.7%	11.7%	11.7%	11.7%	11.7%	11.7%	11.7%	11.7%
0.0%	0.0%	0.0%	0.0%	0.0%	0.0%	0.0%	0.0%	0.0%	0.0%	0.0%	0.0%	0.0%
						Test Year						
						<== Budget Forecast ==>						**<== Forecast**
2025	2025	2025	2025	2025	2025	2025	2025	2025	2025	2026	2026	2026
March	April	May	June	July	August	September	October	November	December	January	February	March
6,682	6,942	7,206	6,509	6,817	6,356	6,781	7,415	6,936	7,253	7,784	6,560	6,916
48	50	52	47	49	46	49	53	50	52	56	47	50
11	11	12	10	11	10	11	12	11	12	13	11	11
16	17	17	16	16	15	16	18	17	18	19	16	17
27,054	28,106	29,174	26,353	27,599	25,733	27,452	30,022	28,082	29,366	31,516	26,560	28,001
25,122	26,099	27,091	24,471	25,628	23,896	25,492	27,878	26,077	27,269	29,266	24,663	26,001
12,961	13,465	13,976	12,625	13,222	12,328	13,152	14,383	13,453	14,068	15,098	12,724	13,414
10,373	10,776	11,186	10,104	10,582	9,866	10,525	11,511	10,767	11,259	12,083	10,183	10,736
-	-	-	-	-	-	-	-	-	-	-	-	-
1,373	1,427	1,481	1,338	1,401	1,306	1,394	1,524	1,426	1,491	1,600	1,348	1,422
1,034	1,075	1,116	1,008	1,055	984	1,050	1,148	1,074	1,123	1,205	1,016	1,071
3,426	3,560	3,695	3,338	3,495	3,259	3,477	3,802	3,557	3,719	3,991	3,364	3,546
35	36	38	34	36	33	36	39	36	38	41	34	36
5,653	5,873	6,096	5,507	5,767	5,377	5,736	6,273	5,868	6,136	6,586	5,550	5,851
3,780	3,927	4,076	3,682	3,856	3,596	3,836	4,195	3,924	4,103	4,404	3,711	3,912
18,230	18,939	19,659	17,758	18,597	17,340	18,499	20,230	18,923	19,788	21,237	17,897	18,868
9,833	10,216	10,604	9,578	10,031	9,353	9,978	10,912	10,207	10,674	11,455	9,654	10,177
159	165	171	154	162	151	161	176	165	172	185	156	164
1,766	1,834	1,904	1,720	1,801	1,679	1,792	1,959	1,833	1,917	2,057	1,733	1,827
69,152	71,841	74,571	67,360	70,544	65,776	70,170	76,738	71,780	75,062	80,557	67,888	71,572
204,797	212,761	220,848	199,490	208,920	194,799	207,813	227,263	212,580	222,301	238,575	201,055	211,964
97,816	101,620	105,482	95,281	99,785	93,041	99,256	108,546	101,533	106,176	113,949	96,029	101,239
-	-	-	-	-	-	-	-	-	-	-	-	-
73,119	75,962	78,850	71,225	74,591	69,550	74,196	81,140	75,898	79,369	85,179	71,783	75,678
852,418	885,567	919,227	830,332	869,583	810,806	864,972	945,931	884,816	925,275	993,015	836,845	882,253
(853,555)	(886,748)	(920,454)	(831,440)	(870,743)	(811,887)	(866,126)	(947,193)	(885,997)	(926,509)	(994,340)	(837,962)	(883,430)
3,962	4,116	4,272	3,859	4,041	3,768	4,020	4,396	4,112	4,300	4,615	3,889	4,100
1,268	1,318	1,368	1,236	1,294	1,206	1,287	1,408	1,317	1,377	1,478	1,245	1,313
(31)	(33)	(34)	(31)	(32)	(30)	(32)	(35)	(33)	(34)	(37)	(31)	(33)
10	10	10	9	10	9	10	11	10	10	11	9	10
13	14	14	13	14	13	14	15	14	14	16	13	14
-	-	-	-	-	-	-	-	-	-	-	-	-
(299)	(311)	(323)	(291)	(305)	(285)	(304)	(332)	(310)	(325)	(348)	(294)	(310)
(65)	(67)	(70)	(63)	(66)	(61)	(66)	(72)	(67)	(70)	(75)	(63)	(67)
(179)	(186)	(193)	(174)	(182)	(170)	(181)	(198)	(186)	(194)	(208)	(175)	(185)
(83)	(86)	(89)	(81)	(85)	(79)	(84)	(92)	(86)	(90)	(97)	(81)	(86)
0	0	0	0	0	0	0	0	0	0	0	0	0
69	71	74	67	70	65	70	76	71	75	80	67	71
275	286	297	268	281	262	279	306	286	299	321	270	285
736	764	793	717	750	700	746	816	764	799	857	722	761
(439)	(456)	(473)	(428)	(448)	(418)	(445)	(487)	(456)	(477)	(511)	(431)	(454)
-	-	-	-	-	-	-	-	-	-	-	-	-
(1,246)	(1,294)	(1,343)	(1,213)	(1,271)	(1,185)	(1,264)	(1,382)	(1,293)	(1,352)	(1,451)	(1,223)	(1,289)
7	7	8	7	7	7	7	8	7	8	8	7	7
-	-	-	-	-	-	-	-	-	-	-	-	-
-	-	-	-	-	-	-	-	-	-	-	-	-
(2)	(2)	(2)	(2)	(2)	(2)	(2)	(2)	(2)	(2)	(2)	(2)	(2)
169	176	182	165	173	161	172	188	176	184	197	166	175
190	198	205	185	194	181	193	211	197	207	222	187	197
12	12	13	11	12	11	12	13	12	13	14	11	12
(1)	(1)	(1)	(1)	(1)	(1)	(1)	(1)	(1)	(1)	(1)	(1)	(1)
-	-	-	-	-	-	-	-	-	-	-	-	-
506,784	526,492	546,504	493,653	516,989	482,044	514,248	562,379	526,045	550,099	590,372	497,525	524,521
(505,647)	(525,310)	(545,277)	(492,546)	(515,829)	(480,962)	(513,094)	(561,117)	(524,865)	(548,864)	(589,047)	(496,409)	(523,344)
(3,962)	(4,116)	(4,272)	(3,859)	(4,041)	(3,768)	(4,020)	(4,396)	(4,112)	(4,300)	(4,615)	(3,889)	(4,100)
(1,268)	(1,318)	(1,368)	(1,236)	(1,294)	(1,206)	(1,287)	(1,408)	(1,317)	(1,377)	(1,478)	(1,245)	(1,313)
571,576	593,803	616,374	556,767	583,085	543,673	579,994	634,279	593,300	620,429	665,851	561,134	591,581
-	-	-	-	-	-	-	-	-	-	-	-	-
15,570	16,176	16,791	15,167	15,884	14,810	15,800	16,491	15,425	16,131	17,312	14,589	15,381
7,965	8,274	8,589	7,758	8,125	7,576	8,082	8,436	7,891	8,252	8,856	7,463	7,868
112,824	117,212	121,667	109,901	115,096	107,316	114,486	119,496	111,775	116,886	125,444	105,715	111,452
-	-	-	-	-	-	-	-	-	-	-	-	-
22,337	23,206	24,088	21,758	22,787	21,247	22,666	23,658	22,130	23,142	24,836	20,930	22,066
-	-	-	-	-	-	-	-	-	-	-	-	-
8,623	8,959	9,299	8,400	8,797	8,203	8,750	9,133	8,543	8,934	9,588	8,080	8,519
-	-	-	-	-	-	-	-	-	-	-	-	-
1,437	1,493	1,550	1,400	1,466	1,367	1,458	1,522	1,424	1,489	1,598	1,347	1,420
-	-	-	-	-	-	-	-	-	-	-	-	-
4,012	4,168	4,327	3,908	4,093	3,816	4,071	4,250	3,975	4,157	4,461	3,760	3,964
-	-	-	-	-	-	-	-	-	-	-	-	-
-	-	-	-	-	-	-	-	-	-	-	-	-
-	-	-	-	-	-	-	-	-	-	-	-	-
-	-	-	-	-	-	-	-	-	-	-	-	-
(95,278)	(98,983)	(102,745)	(92,809)	(97,196)	(90,626)	(96,681)	(100,912)	(94,392)	(98,708)	(105,935)	(89,275)	(94,119)
(329)	(341)	(354)	(320)	(335)	(313)	(334)	(348)	(326)	(340)	(365)	(308)	(325)
(7,246)	(7,528)	(7,814)	(7,058)	(7,392)	(6,892)	(7,353)	(7,675)	(7,179)	(7,507)	(8,057)	(6,790)	(7,158)
(27)	(28)	(29)	(26)	(27)	(26)	(27)	(28)	(27)	(28)	(30)	(25)	(27)
69,890	72,608	75,368	68,079	71,297	66,478	70,919	74,023	69,240	72,406	77,707	65,486	69,040
-	-	-	-	-	-	-	-	-	-	-	-	-
169	137	137	169	137	137	169	718	718	750	137	137	169

these cols are used for tab D.1

col 34 from FERC

Base	Test	diff	Lab&Ben	Rent	Other	Bad Debt
73,766	83,475	9,709	9,709			
529	599	70	70			
119	135	16	16			
178	202	23	23			
298,658	337,966	39,308	39,308			
277,330	313,831	36,501	36,501			
143,077	161,908	18,831	18,831			
114,507	129,578	15,071	15,071			
-	-	-	-			
15,162	17,157	1,996	1,996			
11,420	12,923	1,503	1,503			
37,824	42,802	4,978	4,978			
387	438	51	51			
62,407	70,621	8,214	8,214			
41,730	47,223	5,492	5,492			
201,248	227,736	26,487	26,487			
108,552	122,840	14,287	14,287			
1,750	1,980	230	230			
19,492	22,057	2,565	2,565			
763,385	863,858	100,473	100,473			
2,260,812	2,558,371	297,558	297,558			
1,079,817	1,221,938	142,121	142,121			
-	-	-	-			
807,183	913,421	106,238	106,238			
9,410,105	10,648,622	1,238,517	1,238,517			
(9,422,659)	(10,662,828)	(1,240,170)	(1,240,170)			
43,732	49,488	5,756	5,756			
14,002	15,845	1,843	1,843			
(347)	(393)	(46)	(46)			
107	121	14	14			
147	167	19	19			
-	-	-	-			
(3,302)	(3,737)	(435)	(435)			
(713)	(807)	(94)	(94)			
(1,973)	(2,233)	(260)	(260)			
(915)	(1,035)	(120)	(120)			
0	0	0	0			
758	858	100	100			
3,041	3,441	400	400			
8,121	9,190	1,069	1,069			
(4,846)	(5,484)	(638)	(638)			
-	-	-	-			
(13,751)	(15,561)	(1,810)	(1,810)			
79	90	10	10			
-	-	-	-			
-	-	-	-			
(21)	(24)	(3)	(3)			
1,867	2,113	246	246			
2,100	2,377	276	276			
129	145	17	17			
(13)	(15)	(2)	(2)			
-	-	-	-			
5,594,542	6,330,871	736,329	736,329			
(5,581,988)	(6,316,665)	(734,677)	(734,677)			
(43,732)	(49,488)	(5,756)	(5,756)			
(14,002)	(15,845)	(1,843)	(1,843)			
6,309,802	7,140,271	830,469				
166,180	189,955	23,776	23,776			
85,007	97,169	12,162	12,162			
1,204,164	1,376,445	172,282	172,282			
238,404	272,513	34,109	34,109			
92,038	105,206	13,168	13,168			
15,340	17,534	2,195	2,195			
42,823	48,950	6,127	6,127			
(1,016,892)	(1,162,380)	(145,488)	(145,488)			
(3,508)	(4,010)	(502)	(502)			
(77,338)	(88,402)	(11,065)	(11,065)			
(287)	(328)	(41)	(41)			
745,931	852,653	106,722				
3,695	3,514	(181)			(181)	

446	360	360	446	360	360	446	1,891	1,891	1,976	360	360	446	9,732	9,256	(476)		(476)
10,339	8,348	8,348	10,337	8,345	8,345	10,339	43,828	43,827	45,818	8,348	8,348	10,339	225,602	214,569	(11,033)		(11,033)
59	47	47	59	47	47	59	248	248	260	47	47	59	1,278	1,215	(62)		(62)
11	9	9	11	9	9	11	48	48	50	9	9	11	247	234	(12)		(12)
-	-	-	-	-	-	-	-	-	-	-	-	-	-	-	-		-
2,452	1,980	1,980	2,451	1,979	1,979	2,452	10,394	10,393	10,865	1,980	1,980	2,452	53,499	50,883	(2,616)		(2,616)
(1,717)	(1,386)	(1,386)	(1,716)	(1,386)	(1,386)	(1,717)	(7,277)	(7,277)	(7,608)	(1,386)	(1,386)	(1,717)	(37,459)	(35,627)	1,832		1,832
(46)	(37)	(37)	(46)	(37)	(37)	(46)	(195)	(195)	(204)	(37)	(37)	(46)	(1,005)	(956)	49		49
(334)	(270)	(270)	(334)	(270)	(270)	(334)	(1,415)	(1,415)	(1,480)	(270)	(270)	(334)	(7,286)	(6,929)	356		356
(6,757)	(5,456)	(5,456)	(6,756)	(5,454)	(5,454)	(6,757)	(28,645)	(28,645)	(29,946)	(5,456)	(5,456)	(6,757)	(147,449)	(140,238)	7,211		7,211
(15)	(12)	(12)	(15)	(12)	(12)	(15)	(64)	(64)	(67)	(12)	(12)	(15)	(332)	(316)	16		16
(10)	(8)	(8)	(10)	(8)	(8)	(10)	(41)	(41)	(43)	(8)	(8)	(10)	(212)	(202)	10		10
-	-	-	-	-	-	-	-	-	-	-	-	-	-	-	-		-
67	54	54	67	54	54	67	285	285	298	54	54	67	1,469	1,397	(72)		(72)
-	-	-	-	-	-	-	-	-	-	-	-	-	-	-	-		-
-	-	-	-	-	-	-	-	-	-	-	-	-	-	-	-		-
225	182	182	225	182	182	225	956	956	999	182	182	225	4,919	4,678	(241)		(241)
-	-	-	-	-	-	-	-	-	-	-	-	-	-	-	-		-
-	-	-	-	-	-	-	-	-	-	-	-	-	-	-	-		-
156	126	126	156	126	126	156	662	662	692	126	126	156	3,407	3,240	(167)		(167)
-	-	-	-	-	-	-	-	-	-	-	-	-	-	-	-		-
1,938	1,564	1,564	1,937	1,564	1,564	1,938	8,214	8,213	8,586	1,564	1,564	1,938	42,278	40,211	(2,068)		(2,068)
761	614	614	761	614	614	761	3,225	3,225	3,371	614	614	761	16,598	15,787	(812)		(812)
23	18	18	23	18	18	23	96	96	100	18	18	23	493	468	(24)		(24)
3	2	2	3	2	2	3	12	12	12	2	2	3	61	58	(3)		(3)
-	-	-	-	-	-	-	-	-	-	-	-	-	-	-	-		-
18	14	14	18	14	14	18	75	75	79	14	14	18	388	369	(19)		(19)
7,787	6,288	6,288	7,786	6,286	6,286	7,787	33,011	33,011	34,510	6,287	6,287	7,787	169,922	161,613	(8,310)		
-	-	-	-	-	-	-	-	-	-	-	-	-					
-	-	-	-	-	-	-	-	-	-	-	-	-	221,991	-	(221,991)		(221,991)
-	-	-	-	-	-	-	-	-	-	-	-	-	25,836	-	(25,836)		(25,836)
-	-	-	-	-	-	-	-	-	-	-	-	-	3,842	-	(3,842)		(3,842)
-	-	-	-	-	-	-	-	-	-	-	-	-	(216,435)	-	216,435		216,435
-	-	-	-	-	-	-	-	-	-	-	-	-	2,131	-	(2,131)		(2,131)
-	-	-	-	-	-	-	-	-	-	-	-	-	138	-	(138)		(138)
-	-	-	-	-	-	-	-	-	-	-	-	-	11	-	(11)		(11)
-	-	-	-	-	-	-	-	-	-	-	-	-	37,513	-	(37,513)		
-	-	-	-	-	-	-	-	-	-	-	-	-					
22,773	23,220	23,555	22,645	22,319	23,070	22,741	23,824	22,146	20,313	21,642	21,553	22,773	260,242	269,799	9,557	9,557	
186	190	192	185	182	188	186	195	181	166	177	176	186	2,126	2,204	78	78	
2,880	2,936	2,978	2,863	2,822	2,917	2,875	3,012	2,800	2,568	2,736	2,725	2,880	32,906	34,115	1,208	1,208	
20	20	20	20	19	20	20	21	19	18	19	19	20	226	234	8	8	
-	-	-	-	-	-	-	-	-	-	-	-	-	-	-	-	-	
52,110	53,134	53,900	51,817	51,070	52,789	52,036	54,514	50,674	46,480	49,521	49,320	52,110	595,498	617,366	21,868	21,868	
(119)	(121)	(123)	(118)	(116)	(120)	(119)	(124)	(115)	(106)	(113)	(112)	(119)	(1,356)	(1,406)	(50)	(50)	
(912)	(930)	(943)	(907)	(893)	(924)	(910)	(954)	(887)	(813)	(866)	(863)	(912)	(10,418)	(10,801)	(383)	(383)	
(43,183)	(44,031)	(44,666)	(42,940)	(42,321)	(43,745)	(43,121)	(45,175)	(41,993)	(38,517)	(41,038)	(40,870)	(43,183)	(493,480)	(511,601)	(18,121)	(18,121)	
(234)	(239)	(242)	(233)	(229)	(237)	(234)	(245)	(228)	(209)	(222)	(222)	(234)	(2,675)	(2,773)	(98)	(98)	
138	141	143	137	135	140	138	144	134	123	131	131	138	1,577	1,635	58	58	
1,060	1,081	1,097	1,054	1,039	1,074	1,059	1,109	1,031	946	1,007	1,003	1,060	12,114	12,559	445	445	
-	-	-	-	-	-	-	-	-	-	-	-	-	-	-	-	-	
6,286	6,410	6,502	6,251	6,161	6,368	6,277	6,576	6,113	5,607	5,974	5,949	6,286	71,835	74,473	2,638	2,638	
2,668	2,721	2,760	2,653	2,615	2,703	2,664	2,791	2,595	2,380	2,536	2,525	2,668	30,491	31,610	1,120	1,120	
35,554	36,252	36,775	35,354	34,844	36,017	35,503	37,194	34,574	31,713	33,788	33,650	35,554	406,299	421,219	14,920	14,920	
75	76	78	75	73	76	75	78	73	67	71	71	75	857	888	31	31	
1,444	1,472	1,493	1,436	1,415	1,463	1,442	1,510	1,404	1,288	1,372	1,367	1,444	16,500	17,106	606	606	
15	16	16	15	15	16	15	16	15	14	15	15	15	176	182	6	6	
36	36	37	35	35	36	36	37	35	32	34	34	36	407	422	15	15	
451	460	466	448	442	457	450	472	438	402	428	427	451	5,153	5,342	189	189	
-	-	-	-	-	-	-	-	-	-	-	-	-	-	-	-	-	
8,749	8,921	9,049	8,699	8,574	8,863	8,736	9,152	8,508	7,803	8,314	8,280	8,749	99,977	103,648	3,671	3,671	
(4)	(4)	(4)	(3)	(3)	(4)	(3)	(4)	(3)	(3)	(3)	(3)	(4)	(40)	(41)	(1)	(1)	
6,196	6,318	6,409	6,161	6,072	6,277	6,187	6,482	6,025	5,526	5,888	5,864	6,196	70,805	73,405	2,600	2,600	
553	564	572	550	542	560	552	579	538	493	526	523	553	6,319	6,551	232	232	
310	316	320	308	304	314	309	324	301	276	294	293	310	3,541	3,671	130	130	
1,251	1,276	1,294	1,244	1,226	1,267	1,249	1,309	1,217	1,116	1,189	1,184	1,251	14,297	14,822	525	525	
242	246	250	240	237	245	241	253	235	215	230	229	242	2,761	2,862	101	101	
865	882	895	861	848	877	864	905	842	772	822	819	865	9,890	10,253	363	363	
41	42	43	41	40	42	41	43	40	37	39	39	41	471	488	17	17	
2,148	2,190	2,221	2,136	2,105	2,176	2,145	2,247	2,088	1,916	2,041	2,033	2,148	24,543	25,444	901	901	
840	857	869	836	824	851	839	879	817	750	799	795	840	9,603	9,956	353	353	
197	200	203	196	193	199	196	206	191	175	187	186	197	2,247	2,329	83	83	
98	100	101	97	96	99	98	102	95	87	93	93	98	1,119	1,160	41	41	
-	-	-	-	-	-	-	-	-	-	-	-	-	-	-	-	-	
165	168	171	164	162	167	165	173	161	147	157	156	165	1,888	1,957	69	69	
(1,860)	(1,897)	(1,924)	(1,850)	(1,823)	(1,884)	(1,858)	(1,946)	(1,809)	(1,659)	(1,768)	(1,761)	(1,860)	(21,258)	(22,038)	(781)	(781)	
(84)	(86)	(87)	(84)	(83)	(85)	(84)	(88)	(82)	(75)	(80)	(80)	(84)	(962)	(998)	(35)	(35)	
(38,100)	(38,849)	(39,409)	(37,886)	(37,340)	(38,596)	(38,046)	(39,858)	(37,050)	(33,984)	(36,208)	(36,060)	(38,100)	(435,397)	(451,386)	(15,989)	(15,989)	
(2,325)	(2,371)	(2,405)	(2,312)	(2,279)	(2,355)	(2,322)	(2,432)	(2,261)	(2,074)	(2,210)	(2,201)	(2,325)	(26,572)	(27,547)	(976)	(976)	
27,965	28,514	28,925	27,808	27,407	28,329	27,925	29,255	27,194	24,943	26,576	26,467	27,965	319,572	331,308	11,735	11,735	
88,494	90,232	91,533	87,997	86,728	89,646	88,368	92,577	86,056	78,933	84,098	83,755	88,494	1,011,281	1,048,417	37,136		
-	-	-	-	-	-	-	-	-	-	-	-	-					
(4,954)	(4,921)	(5,562)	(5,564)	(5,563)	(5,562)	(5,593)	(4,917)	(4,917)	(4,917)	(4,917)	(4,917)	(4,954)	(54,561)	(62,303)	(7,742)		(7,742)
-	-	-	-	-	-	-	-	-	-	-	-	-	-	-	-		-
-	-	-	-	-	-	-	-	-	-	-	-	-	-	-	-		-
(67)	(66)	(75)	(75)	(75)	(75)	(75)	(66)	(66)	(66)	(66)	(66)	(67)	(735)	(839)	(104)		(104)
(650)	(646)	(730)	(730)	(730)	(730)	(734)	(645)	(645)	(645)	(645)	(645)	(650)	(7,161)	(8,178)	(1,016)		(1,016)
(181,490)	(180,295)	(203,782)	(203,832)	(203,794)	(203,757)	(204,923)	(180,149)	(180,134)	(180,146)	(180,131)	(180,151)	(181,490)	(1,998,939)	(2,282,583)	(283,644)		(283,644)
(102)	(101)	(114)	(114)	(114)	(114)	(115)	(101)	(101)	(101)	(101)	(101)	(102)	(1,122)	(1,281)	(159)		(159)

(12)	(12)	(14)	(14)	(14)	(14)	(14)	(12)	(12)	(12)	(12)	(12)	(12)	(136)	(155)	(19)	(19)
(16)	(16)	(18)	(18)	(18)	(18)	(18)	(16)	(16)	(16)	(16)	(16)	(16)	(178)	(204)	(25)	(25)
-	-	-	-	-	-	-	-	-	-	-	-	-	-	-	-	-
-	-	-	-	-	-	-	-	-	-	-	-	-	-	-	-	-
-	-	-	-	-	-	-	-	-	-	-	-	-	-	-	-	-
-	-	-	-	-	-	-	-	-	-	-	-	-	-	-	-	-
250	248	281	281	281	281	282	248	248	248	248	248	250	2,753	3,144	391	391
814	808	914	914	914	914	919	808	808	808	808	808	814	8,962	10,234	1,272	1,272
180,583	179,394	202,763	202,813	202,775	202,738	203,899	179,249	179,234	179,246	179,230	179,250	180,583	1,988,948	2,271,174	282,226	282,226
228	226	256	256	256	256	257	226	226	226	226	226	228	2,509	2,865	356	356
27	27	30	30	30	30	30	27	27	27	27	27	27	295	336	42	42
26	26	30	30	30	30	30	26	26	26	26	26	26	291	332	41	41
126,986	126,150	142,583	142,618	142,592	142,566	143,382	126,048	126,037	126,045	126,035	126,049	126,986	1,398,628	1,597,090	198,461	198,461
3,356	3,334	3,768	3,769	3,769	3,768	3,789	3,331	3,331	3,331	3,331	3,331	3,356	36,965	42,210	5,245	5,245
37,101	36,856	41,657	41,668	41,660	41,652	41,891	36,826	36,823	36,826	36,823	36,827	37,101	408,627	466,610	57,983	57,983
774	769	869	869	869	869	874	768	768	768	768	768	774	8,525	9,735	1,210	1,210
15	15	17	17	17	17	17	15	15	15	15	15	15	168	192	24	24
28,001	27,816	31,440	31,448	31,442	31,436	31,616	27,794	27,791	27,793	27,791	27,794	28,001	308,400	352,161	43,761	43,761
67	67	76	76	76	76	76	67	67	67	67	67	67	743	848	105	105
413	410	464	464	464	464	466	410	410	410	410	410	413	4,547	5,192	645	645
142	141	159	159	159	159	160	141	141	141	141	141	142	1,562	1,784	222	222
(24,208)	(24,048)	(27,181)	(27,188)	(27,183)	(27,178)	(27,333)	(24,029)	(24,027)	(24,028)	(24,026)	(24,029)	(24,208)	(266,623)	(304,457)	(37,833)	(37,833)
(15)	(15)	(17)	(17)	(17)	(17)	(17)	(15)	(15)	(15)	(15)	(15)	(15)	(165)	(188)	(23)	(23)
(79,306)	(78,783)	(89,046)	(89,068)	(89,052)	(89,035)	(89,545)	(78,720)	(78,713)	(78,718)	(78,712)	(78,720)	(79,306)	(873,475)	(997,419)	(123,944)	(123,944)
(66)	(66)	(74)	(74)	(74)	(74)	(75)	(66)	(66)	(66)	(66)	(66)	(66)	(728)	(831)	(103)	(103)
(405)	(402)	(454)	(454)	(454)	(454)	(457)	(402)	(402)	(402)	(402)	(402)	(405)	(4,456)	(5,089)	(632)	(632)
(898)	(892)	(1,008)	(1,008)	(1,008)	(1,008)	(1,013)	(891)	(891)	(891)	(891)	(891)	(898)	(9,886)	(11,289)	(1,403)	(1,403)
-	-	-	-	-	-	-	-	-	-	-	-	-	-	-	-	-
12,467	12,385	13,998	14,001	13,999	13,996	14,076	12,375	12,374	12,374	12,373	12,375	12,467	137,309	156,792	19,484	19,484
(2,080)	(2,066)	(2,335)	(2,336)	(2,335)	(2,335)	(2,348)	(2,064)	(2,064)	(2,064)	(2,064)	(2,064)	(2,080)	(22,907)	(26,157)	(3,250)	(3,250)
13,646	13,556	15,322	15,326	15,323	15,321	15,408	13,546	13,544	13,545	13,544	13,546	13,646	150,301	171,629	21,327	21,327
110,628	109,900	124,216	124,247	124,223	124,201	124,912	109,811	109,801	109,809	109,799	109,812	110,628	1,218,461	1,391,358	172,896	
-	-	-	-	-	-	-	-	-	-	-	-	-				
197	188	178	207	183	182	187	172	184	191	181	184	197	2,307	2,234	(73)	(73)
199	190	179	209	184	183	188	174	186	193	182	185	199	2,324	2,251	(73)	(73)
-	-	-	-	-	-	-	-	-	-	-	-	-	-	-	-	-
4,929	4,702	4,447	5,173	4,564	4,535	4,663	4,305	4,600	4,781	4,520	4,597	4,929	57,632	55,817	(1,815)	(1,815)
11,470	10,942	10,349	12,039	10,621	10,553	10,852	10,018	10,705	11,126	10,518	10,697	11,470	134,114	129,890	(4,224)	(4,224)
18,239	17,398	16,456	19,143	16,889	16,781	17,255	15,929	17,022	17,692	16,724	17,009	18,239	213,252	206,536	(6,716)	(6,716)
941	898	849	988	871	866	890	822	878	913	863	877	941	11,001	10,655	(346)	(346)
2	2	2	2	2	2	2	2	2	2	2	2	2	23	22	(1)	(1)
2	2	2	2	2	2	2	2	2	2	2	2	2	23	23	(1)	(1)
-	-	-	-	-	-	-	-	-	-	-	-	-	-	-	-	-
49	47	44	52	46	45	47	43	46	48	45	46	49	576	558	(18)	(18)
115	109	103	120	106	106	109	100	107	111	105	107	115	1,341	1,299	(42)	(42)
182	174	165	191	169	168	173	159	170	177	167	170	182	2,132	2,065	(67)	(67)
9	9	8	10	9	9	9	8	9	9	9	9	9	110	107	(3)	(3)
144	137	130	151	133	132	136	126	134	140	132	134	144	1,684	1,631	(53)	(53)
27,843	26,560	25,121	29,223	25,782	25,617	26,341	24,317	25,985	27,008	25,530	25,966	27,843	325,546	315,294	(10,252)	(10,252)
6,722	6,412	6,065	7,055	6,225	6,185	6,360	5,871	6,274	6,521	6,164	6,269	6,722	78,596	76,121	(2,475)	(2,475)
46	44	42	48	43	42	44	40	43	45	42	43	46	540	523	(17)	(17)
-	-	-	-	-	-	-	-	-	-	-	-	-	-	-	-	-
60	57	54	63	55	55	57	52	56	58	55	56	60	699	677	(22)	(22)
23	22	21	24	21	21	22	20	21	22	21	21	23	266	257	(8)	(8)
256	245	231	269	237	236	243	224	239	249	235	239	256	2,998	2,904	(94)	(94)
-	-	-	-	-	-	-	-	-	-	-	-	-	-	-	-	-
16	15	15	17	15	15	15	14	15	16	15	15	16	189	183	(6)	(6)
1,603	1,529	1,446	1,682	1,484	1,475	1,516	1,400	1,496	1,555	1,470	1,495	1,603	18,742	18,152	(590)	(590)
-	-	-	-	-	-	-	-	-	-	-	-	-	-	-	-	-
-	-	-	-	-	-	-	-	-	-	-	-	-	-	-	-	-
16	15	14	17	15	15	15	14	15	16	15	15	16	187	181	(6)	(6)
736	702	664	773	682	677	696	643	687	714	675	687	736	8,607	8,336	(271)	(271)
576	549	519	604	533	530	545	503	537	558	528	537	576	6,732	6,520	(212)	(212)
145	139	131	152	134	134	137	127	136	141	133	135	145	1,698	1,645	(53)	(53)
453	432	408	475	419	416	428	395	422	439	415	422	453	5,291	5,125	(167)	(167)
1,253	1,196	1,131	1,316	1,161	1,153	1,186	1,095	1,170	1,216	1,149	1,169	1,253	14,655	14,194	(462)	(462)
-	-	-	-	-	-	-	-	-	-	-	-	-	-	-	-	-
3	3	3	4	3	3	3	3	3	3	3	3	3	40	39	(1)	(1)
1,203	1,147	1,085	1,262	1,114	1,107	1,138	1,050	1,123	1,167	1,103	1,122	1,203	14,063	13,620	(443)	(443)
2,801	2,672	2,527	2,940	2,594	2,577	2,650	2,447	2,614	2,717	2,569	2,613	2,801	32,754	31,723	(1,032)	(1,032)
-	-	-	-	-	-	-	-	-	-	-	-	-	-	-	-	-
-	-	-	-	-	-	-	-	-	-	-	-	-	-	-	-	-
109	104	98	115	101	100	103	95	102	106	100	102	109	1,276	1,235	(40)	(40)
38	37	35	40	35	35	36	33	36	37	35	36	38	448	434	(14)	(14)
-	-	-	-	-	-	-	-	-	-	-	-	-	-	-	-	-
22	21	20	23	20	20	21	19	21	21	20	21	22	259	251	(8)	(8)
10,496	10,013	9,470	11,016	9,719	9,657	9,930	9,167	9,796	10,181	9,624	9,789	10,496	122,724	118,859	(3,865)	(3,865)
203	194	183	213	188	187	192	177	190	197	186	189	203	2,375	2,301	(75)	(75)
7	6	6	7	6	6	6	6	6	6	6	6	7	77	75	(2)	(2)
91,111	86,913	82,203	95,625	84,367	83,827	86,196	79,571	85,031	88,378	83,543	84,970	91,111	1,065,284	1,031,735	(33,549)	
-	-	-	-	-	-	-	-	-	-	-	-	-				
366	366	366	366	366	366	366	367	366	366	366	366	366	7,138	4,395	(2,743)	(2,743)
317	317	317	317	317	317	317	317	317	317	317	317	317	6,172	3,801	(2,372)	(2,372)
1,335	1,335	1,335	1,335	1,335	1,335	1,335	1,337	1,335	1,335	1,335	1,335	1,335	26,023	16,023	(9,999)	(9,999)
2,018	2,018	2,018	2,018	2,018	2,018	2,018	2,021	2,018	2,018	2,018	2,018	2,018	39,333	24,219	(15,114)	
-	-	-	-	-	-	-	-	-	-	-	-	-				
3,977	3,957	3,989	3,953	3,957	3,971	4,011	3,967	3,949	3,923	4,464	3,940	3,977	43,250	48,059	4,810	4,810
312	310	313	310	310	311	314	311	309	307	350	309	312	3,389	3,766	377	377
4,163	4,141	4,175	4,138	4,142	4,156	4,198	4,152	4,133	4,106	4,672	4,124	4,163	45,266	50,300	5,034	5,034

8,771	8,727	8,798	8,718	8,727	8,758	8,846	8,748	8,708	8,652	9,845	8,690	8,771	95,380	105,987	10,607	10,607
-	-	-	-	-	-	-	-	-	-	-	-	-	-	-	-	-
548	545	550	545	545	547	553	547	544	541	615	543	548	5,962	6,625	663	663
11,833	11,773	11,868	11,762	11,773	11,815	11,933	11,802	11,748	11,672	13,282	11,723	11,833	128,674	142,984	14,310	14,310
5,895	5,866	5,913	5,860	5,866	5,887	5,946	5,880	5,853	5,816	6,617	5,841	5,895	64,110	71,239	7,130	7,130
-	-	-	-	-	-	-	-	-	-	-	-	-	-	-	-	-
1,058	1,052	1,061	1,051	1,052	1,056	1,067	1,055	1,050	1,043	1,187	1,048	1,058	11,503	12,782	1,279	1,279
28	27	28	27	27	28	28	28	27	27	31	27	28	300	333	33	33
9	9	9	9	9	9	9	9	9	9	10	9	9	99	110	11	11
-	-	-	-	-	-	-	-	-	-	-	-	-	-	-	-	-
(27,120)	(26,982)	(27,201)	(26,956)	(26,983)	(27,080)	(27,350)	(27,048)	(26,925)	(26,752)	(30,440)	(26,868)	(27,120)	(294,908)	(327,705)	(32,796)	(32,796)
(24)	(24)	(24)	(24)	(24)	(24)	(24)	(24)	(24)	(23)	(27)	(24)	(24)	(258)	(287)	(29)	(29)
(8)	(8)	(8)	(8)	(8)	(8)	(8)	(8)	(8)	(8)	(9)	(8)	(8)	(85)	(95)	(9)	(9)
9,443	9,394	9,471	9,386	9,395	9,429	9,523	9,418	9,375	9,314	10,599	9,355	9,443	102,681	114,100	11,419	
-	-	-	-	-	-	-	-	-	-	-	-	-	-	-	-	-
2,704	2,704	2,872	5,726	2,704	2,704	2,872	3,376	3,376	3,376	2,872	2,704	2,704	71,739	37,989	(33,750)	(33,750)
602	602	639	1,275	602	602	639	752	752	752	639	602	602	15,972	8,458	(7,514)	(7,514)
-	-	-	-	-	-	-	-	-	-	-	-	-	-	-	-	-
84	84	89	177	84	84	89	104	104	104	89	84	84	2,216	1,174	(1,043)	(1,043)
43	43	45	90	43	43	45	53	53	53	45	43	43	1,128	597	(531)	(531)
24	24	25	50	24	24	25	30	30	30	25	24	24	628	332	(295)	(295)
419	419	445	887	419	419	445	523	523	523	445	419	419	11,108	5,882	(5,226)	(5,226)
24	24	26	51	24	24	26	30	30	30	26	24	24	641	339	(301)	(301)
71	71	76	151	71	71	76	89	89	89	76	71	71	1,887	999	(888)	(888)
749	749	796	1,587	749	749	796	936	936	936	796	749	749	19,882	10,528	(9,354)	(9,354)
562	562	597	1,189	562	562	597	701	701	701	597	562	562	14,902	7,891	(7,011)	(7,011)
-	-	-	-	-	-	-	-	-	-	-	-	-	-	-	-	-
4	4	4	9	4	4	4	5	5	5	4	4	4	111	59	(52)	(52)
19	19	20	41	19	19	20	24	24	24	20	19	19	510	270	(240)	(240)
1,134	1,134	1,204	2,401	1,134	1,134	1,204	1,416	1,416	1,416	1,204	1,134	1,134	30,083	15,930	(14,153)	(14,153)
119	119	126	252	119	119	126	149	149	149	126	119	119	3,158	1,672	(1,486)	(1,486)
627	627	666	1,328	627	627	666	783	783	783	666	627	627	16,638	8,811	(7,828)	(7,828)
654	654	695	1,385	654	654	695	817	817	817	695	654	654	17,354	9,189	(8,164)	(8,164)
98	98	104	208	98	98	104	122	122	122	104	98	98	2,601	0	(2,601)	(2,601)
2	2	2	4	2	2	2	3	3	3	2	2	2	55	29	(26)	(26)
114	114	121	241	114	114	121	142	142	142	121	114	114	3,014	1,596	(1,418)	(1,418)
8,052	8,052	8,552	17,052	8,052	8,052	8,552	10,053	10,053	10,053	8,553	8,052	8,052	213,629	111,748	(101,881)	
-	-	-	-	-	-	-	-	-	-	-	-	-				-
-	-	-	-	-	-	-	-	-	-	-	-	-	-	-	-	-
-	-	-	-	-	-	-	-	-	-	-	-	-	-	-	-	-
-	-	-	-	-	-	-	-	-	-	-	-	-	-	-	-	
-	-	-	-	-	-	-	-	-	-	-	-	-				
-	-	-	-	-	-	-	-	-	-	-	-	-	-	-	-	-
650	81	459	163	833	27	734	457	287	180	723	567	650	5,346	5,163	(183)	(183)
56	7	40	14	72	2	63	40	25	16	63	49	56	462	446	(16)	(16)
44	5	31	11	56	2	49	31	19	12	49	38	44	359	347	(12)	(12)
780	98	551	195	999	33	880	548	345	216	867	680	780	6,411	6,191	(220)	(220)
153	19	108	38	195	6	172	107	67	42	170	133	153	1,254	1,211	(43)	(43)
-	-	-	-	-	-	-	-	-	-	-	-	-	-	-	-	-
8,439	1,055	5,961	2,112	10,808	355	9,523	5,933	3,729	2,342	9,380	7,361	8,439	69,379	66,998	(2,381)	(2,381)
2,295	287	1,621	574	2,939	96	2,590	1,613	1,014	637	2,551	2,002	2,295	18,867	18,219	(648)	(648)
2,640	330	1,865	661	3,381	111	2,979	1,856	1,167	733	2,934	2,303	2,640	21,705	20,960	(745)	(745)
15,057	1,883	10,636	3,769	19,283	633	16,990	10,585	6,653	4,178	16,735	13,133	15,057	123,784	119,535	(4,249)	
-	-	-	-	-	-	-	-	-	-	-	-	-				
(23)	(18)	(19)	(23)	(19)	(21)	(23)	(18)	(19)	(24)	(18)	(19)	(23)	(97)	(244)	(147)	(147)
(2,127)	(1,655)	(1,736)	(2,104)	(1,698)	(1,882)	(2,084)	(1,655)	(1,758)	(2,225)	(1,689)	(1,787)	(2,127)	(8,936)	(22,400)	(13,463)	(13,463)
(306)	(239)	(250)	(303)	(245)	(271)	(300)	(238)	(253)	(321)	(243)	(257)	(306)	(1,288)	(3,228)	(1,940)	(1,940)
(10)	(7)	(8)	(9)	(8)	(8)	(9)	(7)	(8)	(10)	(8)	(8)	(10)	(40)	(101)	(61)	(61)
(11)	(8)	(9)	(11)	(9)	(9)	(10)	(8)	(9)	(11)	(8)	(9)	(11)	(45)	(112)	(67)	(67)
-	-	-	-	-	-	-	-	-	-	-	-	-	-	-	-	-
5,599	4,359	4,570	5,540	4,470	4,956	5,486	4,357	4,629	5,859	4,448	4,705	5,599	23,529	58,979	35,449	35,449
3,123	2,431	2,549	3,090	2,493	2,764	3,060	2,430	2,582	3,268	2,481	2,624	3,123	13,123	32,894	19,771	
-	-	-	-	-	-	-	-	-	-	-	-	-				
698	732	740	705	706	736	788	662	662	662	675	691	698	8,409	8,456	48	48
1,823	1,912	1,931	1,840	1,843	1,922	2,058	1,728	1,728	1,728	1,761	1,803	1,823	21,953	22,078	124	124
792	830	839	799	801	835	894	751	751	751	765	783	792	9,536	9,590	54	54
245	257	259	247	247	258	276	232	232	232	236	242	245	2,946	2,962	17	17
-	-	-	-	-	-	-	-	-	-	-	-	-	-	-	-	-
18	18	19	18	18	19	20	17	17	17	17	17	18	211	213	1	1
165	173	175	167	167	174	186	156	156	156	159	163	165	1,988	1,999	11	11
57	60	60	57	57	60	64	54	54	54	55	56	57	684	688	4	4
6,508	6,826	6,893	6,569	6,579	6,861	7,348	6,170	6,170	6,170	6,287	6,437	6,508	78,375	78,818	443	443
1,029	1,079	1,090	1,038	1,040	1,084	1,161	975	975	975	994	1,017	1,029	12,387	12,458	70	70
209	220	222	211	212	221	236	199	199	199	202	207	209	2,522	2,536	14	14
579	607	613	585	586	611	654	549	549	549	560	573	579	6,975	7,015	39	39
-	-	-	-	-	-	-	-	-	-	-	-	-	-	-	-	-
3	3	3	3	3	3	3	3	3	3	3	3	3	35	36	0	0
1,861	1,951	1,971	1,878	1,881	1,961	2,101	1,764	1,764	1,764	1,797	1,840	1,861	22,406	22,532	127	127
1,745	1,830	1,848	1,761	1,764	1,840	1,970	1,654	1,654	1,654	1,686	1,726	1,745	21,016	21,135	119	119
309	324	327	312	312	325	348	293	293	293	298	305	309	3,717	3,738	21	21
348	365	368	351	352	367	393	330	330	330	336	344	348	4,188	4,212	24	24
1,601	1,680	1,696	1,616	1,619	1,688	1,808	1,518	1,518	1,518	1,547	1,584	1,601	19,286	19,395	109	109
466	489	494	471	472	492	527	442	442	442	451	461	466	5,617	5,649	32	32
1,274	1,336	1,349	1,286	1,288	1,343	1,438	1,208	1,208	1,208	1,231	1,260	1,274	15,342	15,429	87	87
1,778	1,864	1,883	1,794	1,797	1,874	2,007	1,685	1,685	1,685	1,717	1,758	1,778	21,407	21,528	121	121
-	-	-	-	-	-	-	-	-	-	-	-	-	-	-	-	-
401	421	425	405	406	423	453	380	380	380	388	397	401	4,832	4,860	27	27
343	360	364	346	347	362	387	325	325	325	332	339	343	4,133	4,157	23	23
-	-	-	-	-	-	-	-	-	-	-	-	-	-	-	-	-

216	227	229	218	219	228	244	205	205	205	209	214	216	2,604	2,619	15			15	
5,539	5,809	5,866	5,590	5,599	5,839	6,253	5,251	5,251	5,251	5,351	5,478	5,539	66,699	67,076	377			377	
1,754	1,840	1,858	1,770	1,773	1,849	1,980	1,663	1,663	1,663	1,695	1,735	1,754	21,124	21,243	119			119	
240	252	254	242	243	253	271	228	228	228	232	237	240	2,891	2,907	16			16	
1,152	1,208	1,220	1,163	1,165	1,215	1,301	1,092	1,092	1,092	1,113	1,140	1,152	13,874	13,953	78			78	
232	243	245	234	234	244	262	220	220	220	224	229	232	2,789	2,805	16			16	
148	156	157	150	150	156	168	141	141	141	143	147	148	1,787	1,797	10			10	
1,238	1,299	1,312	1,250	1,252	1,306	1,398	1,174	1,174	1,174	1,196	1,225	1,238	14,913	14,998	84			84	
55	58	59	56	56	58	63	53	53	53	54	55	55	668	671	4			4	
(811)	(851)	(859)	(819)	(820)	(855)	(916)	(769)	(769)	(769)	(784)	(802)	(811)	(9,770)	(9,825)	(55)			(55)	
29	30	31	29	29	31	33	28	28	28	28	29	29	350	352	2			2	
-	-	-	-	-	-	-	-	-	-	-	-	-	-	-	-			-	
32,044	33,607	33,941	32,343	32,394	33,782	36,178	30,378	30,378	30,378	30,957	31,696	32,044	385,894	388,077	2,183				
-	-	-	-	-	-	-	-	-	-	-	-	-							
255	146	104	104	106	139	359	317	104	104	105	104	255	1,683	1,950	267			267	
101	58	41	41	42	55	142	126	41	41	42	41	101	668	774	106			106	
231	132	95	95	96	126	325	288	95	95	96	95	231	1,526	1,769	242			242	
61	35	25	25	26	33	86	76	25	25	25	25	61	404	469	64			64	
-	-	-	-	-	-	-	-	-	-	-	-	-	-	-	-			-	
4,454	2,550	1,825	1,825	1,854	2,429	6,267	5,544	1,825	1,825	1,840	1,825	4,454	29,399	34,065	4,666			4,666	
501	287	205	205	208	273	704	623	205	205	207	205	501	3,304	3,829	524			524	
556	319	228	228	232	304	783	693	228	228	230	228	556	3,673	4,256	583			583	
57	33	23	23	24	31	80	71	23	23	23	23	57	375	434	59			59	
-	-	-	-	-	-	-	-	-	-	-	-	-	-	-	-			-	
6	3	2	2	2	3	8	7	2	2	2	2	6	36	42	6			6	
213	122	87	87	89	116	299	265	87	87	88	87	213	1,404	1,627	223			223	
935	536	383	383	389	510	1,316	1,164	383	383	386	383	935	6,174	7,154	980			980	
7,370	4,220	3,020	3,020	3,068	4,020	10,370	9,174	3,020	3,020	3,044	3,020	7,370	48,646	56,366	7,721				
-	-	-	-	-	-	-	-	-	-	-	-	-							
1,535	1,799	2,013	2,312	2,098	2,624	1,840	1,502	2,075	2,565	1,393	1,502	1,535	32,201	23,257	(8,944)			(8,944)	
292	342	383	439	399	498	350	285	394	487	265	285	292	6,118	4,418	(1,699)			(1,699)	
-	-	-	-	-	-	-	-	-	-	-	-	-	-	-	-			-	
34,997	41,018	45,901	52,709	47,828	59,812	41,956	34,232	47,308	58,476	31,749	34,232	34,997	734,117	530,217	(203,899)			(203,899)	
111,380	130,543	146,084	167,749	152,216	190,356	133,527	108,944	150,562	186,104	101,042	108,944	111,380	2,336,373	1,687,450	(648,922)			(648,922)	
1,998	2,342	2,621	3,010	2,731	3,415	2,396	1,955	2,701	3,339	1,813	1,955	1,998	41,917	30,275	(11,642)			(11,642)	
1,952	2,288	2,560	2,940	2,668	3,336	2,340	1,909	2,639	3,262	1,771	1,909	1,952	40,948	29,575	(11,373)			(11,373)	
8,049	9,434	10,557	12,123	11,001	13,757	9,650	7,873	10,881	13,450	7,302	7,873	8,049	168,848	121,951	(46,897)			(46,897)	
-	-	-	-	-	-	-	-	-	-	-	-	-	-	-	-			-	
-	-	-	-	-	-	-	-	-	-	-	-	-	-	-	-			-	
-	-	-	-	-	-	-	-	-	-	-	-	-	-	-	-			-	
158	185	207	237	215	269	189	154	213	263	143	154	158	3,306	2,388	(918)			(918)	
386	452	506	581	527	659	463	377	522	645	350	377	386	8,094	5,846	(2,248)			(2,248)	
46,013	53,929	60,350	69,300	62,883	78,639	55,162	45,007	62,199	76,882	41,742	45,007	46,013	965,193	697,113	(268,080)			(268,080)	
17	20	22	26	23	29	20	17	23	28	15	17	17	357	258	(99)			(99)	
29	34	38	44	40	50	35	29	40	49	27	29	29	615	444	(171)			(171)	
4,620	5,415	6,059	6,958	6,314	7,896	5,539	4,519	6,245	7,719	4,191	4,519	4,620	96,909	69,993	(26,916)			(26,916)	
211,427	247,802	277,302	318,427	288,942	361,342	253,467	206,802	285,802	353,269	191,802	206,802	211,427	4,434,995	3,203,185	(1,231,810)				
-	-	-	-	-	-	-	-	-	-	-	-	-							
148,876	15,222	47,529	48,973	46,488	48,501	47,203	62,927	96,872	97,774	101,124	55,030	63,890	1,603,608	731,532	(872,076)				(872,076)
148,876	15,222	47,529	48,973	46,488	48,501	47,203	62,927	96,872	97,774	101,124	55,030	63,890	1,603,608	731,532	(872,076)				
-	-	-	-	-	-	-	-	-	-	-	-	-							
311	307	307	307	307	307	311	307	307	307	307	307	311	2,327	3,695	1,367			1,367	
170	168	168	168	168	168	170	168	168	168	168	168	170	1,270	2,017	746			746	
34	34	34	34	34	34	34	34	34	34	34	34	34	254	404	150			150	
77	76	76	76	76	76	77	76	76	76	76	76	77	578	917	339			339	
607	600	600	600	600	600	607	600	600	600	600	600	607	4,544	7,214	2,670			2,670	
411	406	406	405	405	405	410	406	406	406	406	406	411	3,072	4,877	1,805			1,805	
-	-	-	-	-	-	-	-	-	-	-	-	-	-	-	-			-	
939	928	928	927	927	927	938	928	928	928	928	928	939	7,028	11,158	4,130			4,130	
5,727	5,660	5,660	5,654	5,654	5,654	5,722	5,660	5,660	5,660	5,660	5,660	5,727	42,852	68,030	25,178			25,178	
49	48	48	48	48	48	48	48	48	48	48	48	49	363	577	213			213	
13,685	13,524	13,524	13,511	13,511	13,511	13,672	13,525	13,525	13,525	13,525	13,524	13,685	102,397	162,560	60,163			60,163	
-	-	-	-	-	-	-	-	-	-	-	-	-	-	-	-			-	
(68)	(67)	(67)	(67)	(67)	(67)	(68)	(67)	(67)	(67)	(67)	(67)	(68)	(509)	(808)	(299)			(299)	
(664)	(656)	(656)	(655)	(655)	(655)	(663)	(656)	(656)	(656)	(656)	(656)	(664)	(4,967)	(7,886)	(2,918)			(2,918)	
21,278	21,028	21,028	21,008	21,008	21,008	21,258	21,029	21,029	21,029	21,029	21,028	21,278	159,210	252,754	93,544				
-	-	-	-	-	-	-	-	-	-	-	-	-							
1,398,173	1,305,401	1,412,027	1,399,585	1,389,128	1,405,658	1,366,794	1,388,087	1,444,220	1,538,766	1,415,627	1,264,200	1,332,342	17,683,099	16,661,834	(1,021,265)	937,190	37,136	(1,124,892)	(872,076)
-	(93,564)	(45,657)	(56,132)	(69,602)	(60,505)	(65,164)	1,538,099	1,422,445	-	1,585,774	1,414,803	1,628,107	35,366,198	33,320,914	(2,045,284)				
-	98	104	209	98	98	104	122	122	122	104	98	98							

17	18	19	20	21	22	23	24	25	26	27	28	29	TOTAL FORECAST By FERC	TOTAL FORECAST C.2.1 B	TOTAL FORECAST Variance	TOTAL FORECAST By FERC	TOTAL FORECAST C.2.1 F	TOTAL FORECAST Variance
0	0	0	0	0	0	0	0	0	0	0	0	0	**0**	**0**	0	**0**	**0**	0
0	0	0	0	0	0	0	0	0	0	0	0	0	**0**	**0**	0	**0**	**0**	0
0	0	0	0	0	0	0	0	0	0	0	0	0	**0**	**0**	0	**0**	**0**	0
0	0	0	0	0	0	0	0	0	0	0	0	0	**0**	**0**	0	**0**	**0**	0
2,936	2,892	2,906	2,931	2,862	2,898	3,077	3,042	2,886	3,070	2,916	2,701	2,983	**33,549**	**33,549**	0	**35,164**	**35,164**	0
1,892	1,911	1,926	1,891	1,865	1,798	1,875	1,946	1,885	1,934	2,002	1,819	1,928	**21,362**	**21,362**	0	**22,782**	**22,782**	0
3,599	3,726	3,854	3,517	3,657	3,419	3,641	3,958	3,719	3,887	4,153	3,525	3,719	**39,827**	**39,827**	0	**44,776**	**44,776**	0
0	0	0	0	0	0	0	0	0	0	0	0	0	**0**	**0**	0	**0**	**0**	0
823	804	785	841	784	785	798	775	787	792	781	781	824	**8,836**	**8,836**	0	**9,536**	**9,536**	0
6,849	7,004	7,154	6,771	6,859	6,491	6,860	7,289	6,962	7,243	7,616	6,654	7,036	**76,521**	**76,521**	0	**83,940**	**83,940**	0
0	0	0	0	0	0	0	0	0	0	0	0	0	**0**	**0**	0	**0**	**0**	0
885	902	915	880	867	896	883	926	860	789	841	837	885	**10,111**	**10,111**	0	**10,482**	**10,482**	0
0	0	0	0	0	0	0	0	0	0	0	0	0	**0**	**0**	0	**0**	**0**	0
0	0	0	0	0	0	0	0	0	0	0	0	0	**0**	**0**	0	**0**	**0**	0
3,716	3,860	4,007	3,619	3,790	3,534	3,770	4,123	3,857	4,033	4,328	3,648	3,846	**41,017**	**41,017**	0	**46,416**	**46,416**	0
0	0	0	0	0	0	0	0	0	0	0	0	0	**0**	**0**	0	**0**	**0**	0

0	0	0	0	0	0	0	0	0	0	0	0	0		**0**	**0**	0	**0**	**0**	0
0	0	0	0	0	0	0	0	0	0	0	0	0		**0**	**0**	0	**0**	**0**	0
0	0	0	0	0	0	0	0	0	0	0	0	0		**0**	**0**	0	**0**	**0**	0
18,741	19,409	20,099	18,227	19,035	17,818	19,087	20,700	19,334	20,198	21,629	18,334	19,373		**206,958**	**0**	206,958	**233,243**	**0**	233,243
0	0	0	0	0	0	0	0	0	0	0	0	0		**0**	**0**	0	**0**	**0**	0
0	0	0	0	0	0	0	0	0	0	0	0	0		**0**	**0**	0	**0**	**0**	0
0	0	0	0	0	0	0	0	0	0	0	0	0		**0**	**0**	0	**0**	**0**	0
41	42	43	41	40	42	41	43	40	37	39	39	41		**471**	**471**	0	**488**	**488**	0
11,694	12,009	12,361	11,524	11,800	11,134	11,812	13,022	12,371	12,873	13,163	11,395	12,035		**131,470**	**131,470**	0	**145,499**	**145,499**	0
999	1,022	1,040	990	985	1,002	1,000	1,055	982	922	983	951	1,004		**11,353**	**11,353**	0	**11,936**	**11,936**	0
0	0	0	0	0	0	0	0	0	0	0	0	0		**0**	**24,494,082**	(24,494,082)	**0**	**43,082,454**	(43,082,454)
0	0	0	0	0	0	0	0	0	0	0	0	0		**0**	**0**	0	**0**	**0**	0
0	0	0	0	0	0	0	0	0	0	0	0	0		**0**	**0**	0	**0**	**0**	0
0	0	0	0	0	0	0	0	0	0	0	0	0		**0**	**0**	0	**0**	**0**	0
1,834	1,906	1,978	1,787	1,871	1,745	1,861	2,036	1,904	1,991	2,137	1,801	1,899		**20,250**	**20,250**	0	**22,915**	**22,915**	0
0	0	0	0	0	0	0	0	0	0	0	0	0		**0**	**0**	0	**0**	**0**	0
0	0	0	0	0	0	0	0	0	0	0	0	0		**0**	**0**	0	**0**	**0**	0
0	0	0	0	0	0	0	0	0	0	0	0	0		**0**	**0**	0	**0**	**0**	0
168,419	170,816	179,422	184,214	178,404	182,953	179,742	179,513	183,519	198,693	172,171	160,408	170,849		**2,267,606**	**2,267,606**	0	**2,140,705**	**2,140,705**	0
(4)	(4)	(4)	(3)	(3)	(4)	(3)	(4)	(3)	(3)	(3)	(3)	(4)		**(40)**	**(40)**	0	**(41)**	**(41)**	0
11,729	11,189	10,582	12,310	10,861	10,791	11,096	10,244	10,946	11,377	10,755	10,938	11,729		**137,138**	**137,138**	0	**132,819**	**132,819**	0
0	0	0	0	0	0	0	0	0	0	0	0	0		**0**	**0**	0	**0**	**0**	0
522,976	546,046	584,678	591,789	579,023	603,469	564,263	551,149	578,320	624,972	539,049	510,055	530,170		**6,959,627**	**6,959,627**	0	**6,802,984**	**6,802,984**	0
109,527	113,095	116,764	108,081	111,322	105,369	111,283	119,523	113,243	118,753	124,366	106,801	112,935		**1,231,731**	**1,231,731**	0	**1,361,535**	**1,361,535**	0
46	44	42	48	43	42	44	40	43	45	42	43	46		**540**	**540**	0	**523**	**523**	0
461	470	476	458	451	466	460	491	458	421	438	436	461		**5,298**	**5,298**	0	**5,487**	**5,487**	0
75,255	78,175	81,050	73,409	76,698	71,872	76,577	83,089	77,847	81,158	86,974	73,850	77,771		**833,461**	**833,461**	0	**938,471**	**938,471**	0
23	22	21	24	21	21	22	20	21	22	21	21	23		**266**	**266**	0	**257**	**257**	0
271	259	248	285	254	252	259	238	254	263	249	253	271		**3,157**	**3,157**	0	**3,085**	**3,085**	0
7,823	8,612	5,950	4,663	4,209	5,270	4,652	9,480	7,122	4,542	6,413	6,287	7,823		**99,414**	**99,414**	0	**75,023**	**75,023**	0
0	0	0	0	0	0	0	0	0	0	0	0	0		**0**	**0**	0	**0**	**0**	0
0	0	0	0	0	0	0	0	0	0	0	0	0		**0**	**0**	0	**0**	**0**	0
11,217	11,932	12,496	12,058	12,092	12,409	12,031	11,832	12,083	13,027	12,049	11,020	11,451		**145,970**	**145,970**	0	**144,480**	**144,480**	0
9,690	11,005	12,047	13,842	12,525	15,268	11,205	9,318	12,418	15,045	8,819	9,406	9,691		**188,075**	**188,075**	0	**140,590**	**140,590**	0
0	0	0	0	0	0	0	0	0	0	0	0	0		**0**	**0**	0	**0**	**0**	0
11	11	12	10	11	10	11	12	11	12	13	11	11		**119**	**119**	0	**135**	**135**	0
14	15	15	14	15	14	14	16	15	15	17	14	15		**157**	**157**	0	**178**	**178**	0
0	0	0	0	0	0	0	0	0	0	0	0	0		**0**	**0**	0	**0**	**0**	0
0	0	0	0	0	0	0	0	0	0	0	0	0		**0**	**0**	0	**0**	**0**	0
0	0	0	0	0	0	0	0	0	0	0	0	0		**0**	**0**	0	**0**	**0**	0
0	0	0	0	0	0	0	0	0	0	0	0	0		**0**	**0**	0	**0**	**0**	0
60,550	62,228	63,769	59,667	60,473	59,636	60,930	64,973	60,711	59,481	63,548	58,370	61,503		**691,928**	**691,928**	0	**735,288**	**735,288**	0
75,573	84,664	92,169	98,438	93,081	107,377	85,621	77,868	93,397	109,452	75,269	74,007	76,459		**1,301,395**	**1,301,395**	0	**1,067,803**	**1,067,803**	0
148,876	15,222	47,529	48,973	46,488	48,501	47,203	62,927	96,872	97,774	101,124	55,030	63,890		**1,603,608**	**1,603,608**	0	**731,532**	**731,532**	0
0	0	0	0	0	0	0	0	0	0	0	0	0		**0**	**0**	0	**0**	**0**	0
0	0	0	0	0	0	0	0	0	0	0	0	0		**0**	**0**	0	**0**	**0**	0
17,256	17,820	18,406	17,560	17,526	16,683	17,793	18,639	17,713	18,331	19,321	16,959	17,710		**198,663**	**198,663**	0	**214,461**	**214,461**	0
0	0	0	0	0	0	0	0	0	0	0	0	0		**0**	**0**	0	**0**	**0**	0
12,761	13,280	13,715	12,541	12,996	12,383	13,220	13,782	13,038	13,530	14,393	12,546	13,124		**143,620**	**143,620**	0	**158,549**	**158,549**	0
9,157	1,773	6,724	3,632	11,525	1,072	10,285	6,829	4,625	3,238	10,142	8,078	9,157		**88,415**	**88,415**	0	**77,078**	**77,078**	0
2,621	2,621	2,784	5,550	2,621	2,621	2,784	3,272	3,272	3,272	2,784	2,621	2,621		**69,535**	**69,535**	0	**36,821**	**36,821**	0
98	**0**	**0**	**(1)**	**0**	**0**	**0**	**0**	**0**	**0**	**0**	**0**	**0**		**2,601**	**2,601**	0	**0**	**0**	0
0	0	0	0	0	0	0	0	0	0	0	0	0		**0**	**0**	0	**0**	**0**	0
5,795	5,727	5,733	5,851	5,721	5,721	5,795	5,754	5,755	5,756	5,734	5,727	5,795		**49,458**	**49,458**	0	**69,069**	**69,069**	0
0	0	0	0	0	0	0	0	0	0	0	0	0		**0**	**15,853,828**	(15,853,828)	**0**	**18,251,309**	(18,251,309)
4,620	5,415	6,059	6,958	6,314	7,896	5,539	4,519	6,245	7,719	4,191	4,519	4,620		**96,909**	**96,909**	0	**69,993**	**69,993**	0
0	0	0	0	0	0	0	0	0	0	0	0	0		**5,555**	**5,555**	0	**0**	**0**	0
1,535	1,799	2,013	2,312	2,098	2,624	1,840	1,502	2,075	2,565	1,393	1,502	1,535		**58,037**	**58,037**	0	**23,257**	**23,257**	0
70,866	73,400	76,160	69,055	72,089	67,270	71,898	78,103	73,320	76,671	78,498	66,278	70,016		**767,059**	**767,059**	0	**872,759**	**872,759**	0
53	52	52	57	52	52	53	53	53	53	52	52	53		**474**	**474**	0	**635**	**635**	0
13,872	13,743	13,769	13,793	13,767	13,831	13,896	13,707	13,777	13,837	13,694	13,707	13,872		**106,317**	**106,317**	0	**165,392**	**165,392**	0
0	0	0	0	0	0	0	0	0	0	0	0	0		**0**	**0**	0	**0**	**0**	0
0	0	0	0	0	0	0	0	0	0	0	0	0		**0**	**0**	0	**0**	**0**	0
3,075	385	2,172	770	3,938	129	3,470	2,162	1,359	853	3,418	2,682	3,075		**25,278**	**0**	25,278	**24,411**	**0**	24,411
0	0	0	0	0	0	0	0	0	0	0	0	0		**0**	**0**	0	**0**	**0**	0
0	0	0	0	0	0	0	0	0	0	0	0	0		**0**	**0**	0	**0**	**0**	0
1,398,173	1,305,303	1,411,923	1,399,376	1,389,030	1,405,560	1,366,690	1,387,965	1,444,098	1,538,644	1,415,523	1,264,102	1,332,244		**17,683,099**			**16,660,457**		
-	98	104	209	98	98	104	122	122	122	104	98	98	Allocated	**15853827.76**		Allocated	**18,251,309**		
														33,536,927			**34,911,766**		

572,439	594,701	617,305	557,608	583,966	544,495	580,870	635,238	594,196	621,366	666,857	561,982	592,475
852,418	885,567	919,227	830,332	869,583	810,806	864,972	945,931	884,816	925,275	993,015	836,845	882,253
(853,555)	(886,748)	(920,454)	(831,440)	(870,743)	(811,887)	(866,126)	(947,193)	(885,997)	(926,509)	(994,340)	(837,962)	(883,430)
5,230	5,433	5,640	5,094	5,335	4,975	5,307	5,804	5,429	5,677	6,092	5,134	5,413
(864)	(897)	(931)	(841)	(881)	(821)	(876)	(958)	(896)	(937)	(1,006)	(848)	(894)
506,784	526,492	546,504	493,653	516,989	482,044	514,248	562,379	526,045	550,099	590,372	497,525	524,521
(505,647)	(525,310)	(545,277)	(492,546)	(515,829)	(480,962)	(513,094)	(561,117)	(524,865)	(548,864)	(589,047)	(496,409)	(523,344)
-	-	-	-	-	-	-	-	-	-	-	-	-
(5,230)	(5,433)	(5,640)	(5,094)	(5,335)	(4,975)	(5,307)	(5,804)	(5,429)	(5,677)	(6,092)	(5,134)	(5,413)
571,576	593,803	616,374	556,767	583,085	543,673	579,994	634,279	593,300	620,429	665,851	561,134	591,581
-	-	-	-	-	-	-	-	-	-	-	-	-

															-	-
571,576	593,803	616,374	556,767	583,085	543,673	579,994	634,279	593,300	620,429	665,851	561,134	591,581			6,309,802	7,140,271
853,555	886,748	920,454	831,440	870,743	811,887	866,126	947,193	885,997	926,509	994,340	837,962	883,430			9,422,659	10,662,828
1,425,131	1,480,552	1,536,828	1,388,207	1,453,828	1,355,561	1,446,120	1,581,472	1,479,297	1,546,938	1,660,191	1,399,095	1,475,011			15,732,461	17,803,099
59.9%	59.9%	59.9%	59.9%	59.9%	59.9%	59.9%	59.9%	59.9%	59.9%	59.9%	59.9%	59.9%		Cap %	59.89%	59.89%
														Exp %	40.11%	40.11%

Provision for Bad Debt calculated in KY Reve Req model, C.2.2-F 09

(1,022,642)
1,377

(Exclude Benefits Variances)			Labor Factor Benefits Load Factor General Increase Factor		20.0%	19.9%	19.6%	19.3%	19.7%	19.5%	267.3%	272.9%	273.5%	192.5%	197.7%	195.0%	195.2% 0.0%
Brentwood Division - 091DIV											Base Year						
					Actuals ==>						Budget ==>						
	Acct-sub	FERC	historical base	FERC Alloc %	2024 January	2024 February	2024 March	2024 April	2024 May	2024 June	2024 July	2024 August	2024 September	2024 October	2024 November	2024 December	2025 January
Distribution-Maint of mains - Non-project Labor 8870-01000	8870-01000	8870	350	0.02%	-	-	-	350	-	-	34	33	31	59	53	57	60
Maintenance of measuring and r - Non-project Labor 8910-01000	8910-01000	8910	79	0.00%	-	-	-	-	-	79	8	7	7	13	12	13	13
Maintenance of services - Non-project Labor 8920-01000	8920-01000	8920	-	0.00%	-	-	-	-	-	-	-	-	-	-	-	-	-
Customer accounts-Operation su - Non-project Labor 9010-01000	9010-01000	9010	56,610	3.43%	8,689	8,689	8,689	8,689	13,034	8,820	5,572	5,301	5,035	9,471	8,612	9,152	9,656
Customer accounts-Meter readin - Non-project Labor 9020-01000	9020-01000	9020	22,257	1.35%	2,928	3,153	3,571	2,615	5,108	4,882	2,191	2,084	1,980	3,723	3,386	3,598	3,796
Customer accounts-Customer rec - Non-project Labor 9030-01000	9030-01000	9030	448,664	27.17%	76,295	73,137	69,813	72,838	104,086	52,495	44,161	42,010	39,904	75,059	68,255	72,536	76,530
Customer service-Operating inf - Non-project Labor 9090-01000	9090-01000	9090	87,534	5.30%	13,451	13,556	13,451	13,451	20,176	13,451	8,616	8,196	7,785	14,644	13,316	14,152	14,931
Sales-Supervision - Non-project Labor 9110-01000	9110-01000	9110	84,982	5.15%	12,980	12,992	13,048	13,220	19,668	13,074	8,365	7,957	7,558	14,217	12,928	13,739	14,496
Distribution-Operation supervi - Non-project Labor 8700-01000	8700-01000	8700	720,098	43.61%	109,471	109,380	109,207	114,314	167,320	110,407	70,878	67,426	64,046	120,469	109,548	116,419	122,830
Mains and Services Expenses - Non-project Labor 8740-01000	8740-01000	8740	126,592	7.67%	23,097	18,666	16,569	26,492	29,509	12,258	12,460	11,853	11,259	21,178	19,258	20,466	21,593
Distribution-Measuring and reg - Non-project Labor 8750-01000	8750-01000	8750	51,913	3.14%	8,212	8,278	7,848	7,824	11,735	8,016	5,110	4,861	4,617	8,685	7,898	8,393	8,855
Meter and house regulator expe - Non-project Labor 8780-01000	8780-01000	8780	55,095	3.34%	10,170	7,256	6,672	7,210	13,126	10,661	5,423	5,159	4,900	9,217	8,381	8,907	9,398
Distribution-Operation supervi - Capital Labor 8700-01001	8700-01001	8700	2,017,600	122.17%	285,932	317,167	314,043	320,402	466,446	313,611	198,589	188,916	179,446	337,535	306,936	326,188	344,149
Distribution-Operation supervi - Capital Labor Contra 8700-01002	8700-01002	8700	(1,898,361)	-114.95%	(273,405)	(292,909)	(287,320)	(303,155)	(442,527)	(299,044)	(186,853)	(177,751)	(168,841)	(317,587)	(288,797)	(306,911)	(323,810)
Distribution-Operation supervi - O&M Project Labor and Contra 8700-01006	8700-01006	8700	2,558	0.15%	-	-	2,558	-	-	-	252	239	227	428	389	413	436
Distribution-Operation supervi - Expense Labor Accrual 8700-01008	8700-01008	8700	(1,269)	-0.08%	14,917	5,433	5,383	13,985	(40,701)	(285)	(125)	(119)	(113)	(212)	(193)	(205)	(217)
Mains and Services Expenses - Expense Labor Accrual 8740-01008	8740-01008	8740	(1,431)	-0.09%	4,743	(839)	(115)	7,610	(10,977)	(1,854)	(141)	(134)	(127)	(239)	(218)	(231)	(244)
Distribution-Measuring and reg - Expense Labor Accrual 8750-01008	8750-01008	8750	7	0.00%	1,288	440	199	770	(2,739)	48	1	1	1	1	1	1	1
Meter and house regulator expe - Expense Labor Accrual 8780-01008	8780-01008	8780	43	0.00%	1,446	(803)	71	990	(2,138)	478	4	4	4	7	7	7	7
Distribution-Maint of mains - Expense Labor Accrual 8870-01008	8870-01008	8870	-	0.00%	-	-	-	210	(210)	-	-	-	-	-	-	-	-
Maintenance of measuring and r - Expense Labor Accrual 8910-01008	8910-01008	8910	20	0.00%	-	-	-	-	-	20	2	2	2	3	3	3	3
Maintenance of services - Expense Labor Accrual 8920-01008	8920-01008	8920	-	0.00%	-	-	-	-	-	-	-	-	-	-	-	-	-
Customer accounts-Operation su - Expense Labor Accrual 9010-01008	9010-01008	9010	33	0.00%	1,303	434	434	869	(3,041)	33	3	3	3	5	5	5	6
Customer accounts-Meter readin - Expense Labor Accrual 9020-01008	9020-01008	9020	717	0.04%	668	248	367	(217)	(718)	369	71	67	64	120	109	116	122
Customer accounts-Customer rec - Expense Labor Accrual 9030-01008	9030-01008	9030	(904)	-0.05%	16,490	2,394	1,995	8,796	(26,355)	(4,224)	(89)	(85)	(80)	(151)	(138)	(146)	(154)
Customer service-Operating inf - Expense Labor Accrual 9090-01008	9090-01008	9090	-	0.00%	2,018	720	625	1,345	(4,708)	-	-	-	-	-	-	-	-
Sales-Supervision - Expense Labor Accrual 9110-01008	9110-01008	9110	19	0.00%	1,943	654	677	1,408	(4,654)	(9)	2	2	2	3	3	3	3
Distribution-Operation supervi - PTO Accrual 8700-01010	8700-01010	8700	-	0.00%	-	-	-	-	-	-	-	-	-	-	-	-	-
Distribution-Operation supervi - Capital Labor Transfer In 8700-01011	8700-01011	8700	1,371,285	83.04%	210,342	210,158	209,632	221,451	312,181	207,523	134,973	128,399	121,963	229,409	208,613	221,698	233,905
Distribution-Operation supervi - Capital Labor Transfer Out 8700-01012	8700-01012	8700	(1,490,525)	-90.26%	(222,868)	(234,416)	(236,355)	(238,697)	(336,100)	(222,089)	(146,710)	(139,564)	(132,568)	(249,358)	(226,753)	(240,975)	(254,244)
Distribution-Operation supervi - Expense Labor Transfer Out 8700-01014	8700-01014	8700	(2,558)	-0.15%	-	-	(2,558)	-	-	-	(252)	(239)	(227)	(428)	(389)	(413)	(436)
Labor			1,651,409	100.00%	310,109	263,788	258,505	302,769	287,521	228,717	162,546	154,628	146,877	276,273	251,228	266,986	281,687
			-	-	-	-	0	-	-	-	-	-	-	-	-	-	-
A&G-Employee pensions and bene - Pension Benefits Load 9260-01202	9260-01202	9260	40,978	24.44%	7,672	6,530	6,406	7,526	7,136	5,708	54,770	53,194	50,623	67,030	62,614	65,629	69,290
A&G-Employee pensions and bene - OPEB Benefits Load 9260-01203	9260-01203	9260	25,698	15.33%	4,870	4,135	4,039	4,686	4,472	3,497	34,348	33,359	31,747	42,036	39,267	41,158	43,453
A&G-Employee pensions and bene - Pension Benefits Variance 9260-01206	9260-01206	9260	(19,749)	-11.78%	(4,931)	(2,639)	(1,234)	(4,260)	(4,524)	(2,161)	(26,395)	(25,636)	(24,397)	(32,304)	(30,176)	(31,629)	(33,393)
A&G-Employee pensions and bene - OPEB Benefits Variance 9260-01207	9260-01207	9260	(6,155)	-3.67%	(1,822)	(698)	25	(1,570)	(1,647)	(443)	(8,227)	(7,991)	(7,604)	(10,069)	(9,405)	(9,858)	(10,408)
A&G-Injuries & damages - Workers Comp Benefits Variance 9250-01208	9250-01208	9250	816	0.49%	(1,366)	(256)	1,910	77	(332)	784	1,090	1,059	1,008	1,334	1,247	1,307	1,379
A&G-Injuries & damages - Workers Comp Benefits Load 9250-01221	9250-01221	9250	44,718	26.67%	8,326	7,138	6,928	7,273	7,884	7,168	59,769	58,049	55,244	73,148	68,329	71,619	75,614
A&G-Employee pensions and bene - Medical Benefits Load 9260-01251	9260-01251	9260	303,901	181.28%	56,983	48,486	47,540	55,766	52,916	42,211	406,187	394,501	375,438	497,111	464,360	486,722	513,871
A&G-Employee pensions and bene - Medical Benefits Variance 9260-01252	9260-01252	9260	(188,224)	-112.28%	33,678	(33,224)	(20,197)	(34,409)	(105,486)	(28,587)	(251,576)	(244,338)	(232,531)	(307,890)	(287,606)	(301,456)	(318,270)
A&G-Employee pensions and bene - ESOP Benefits Load 9260-01257	9260-01257	9260	65,454	39.04%	12,337	10,486	10,263	11,974	11,394	9,001	87,485	84,968	80,862	107,068	100,014	104,830	110,678
A&G-Employee pensions and bene - ESOP Benefits Variance 9260-01258	9260-01258	9260	20,989	12.52%	3,727	4,000	7,109	132	2,877	3,144	28,054	27,247	25,930	34,334	32,072	33,616	35,491
A&G-Employee pensions and bene - Other Benefits Variance 9260-01261	9260-01261	9260	5,013	2.99%	2,502	1,535	(1,760)	875	935	927	6,701	6,508	6,193	8,201	7,660	8,029	8,477
A&G-Employee pensions and bene - RSP FACC Benefits Load 9260-01263	9260-01263	9260	28,678	17.11%	5,443	4,620	4,511	5,225	4,990	3,890	38,330	37,227	35,428	46,910	43,820	45,930	48,492
A&G-Employee pensions and bene - RSP FACC Benefits Variance 9260-01264	9260-01264	9260	34,161	20.38%	2,769	4,484	5,227	2,850	13,418	5,413	45,659	44,345	42,202	55,879	52,198	54,711	57,763
A&G-Employee pensions and bene - Life Benefits Load 9260-01266	9260-01266	9260	3,963	2.36%	744	633	620	727	690	549	5,297	5,145	4,896	6,483	6,056	6,348	6,702
A&G-Employee pensions and bene - Life Benefits Variance 9260-01267	9260-01267	9260	12,394	7.39%	(68)	7	6,436	1,815	1,994	2,210	16,565	16,089	15,311	20,274	18,938	19,850	20,957
A&G-Employee pensions and bene - LTD Benefits Load 9260-01269	9260-01269	9260	11,064	6.60%	2,078	1,767	1,732	2,029	1,926	1,532	14,789	14,363	13,669	18,099	16,906	17,721	18,709
A&G-Employee pensions and bene - LTD Benefits Variance 9260-01270	9260-01270	9260	(5,827)	-3.48%	(4,658)	(3,983)	5,945	(1,201)	(1,286)	(645)	(7,788)	(7,564)	(7,198)	(9,531)	(8,903)	(9,332)	(9,852)
A&G-Employee pensions and bene - NSC-OPEB Benefits Load 9260-01294	9260-01294	9260	(180,275)	-107.54%	(32,882)	(28,141)	(27,854)	(33,608)	(31,440)	(26,350)	(240,951)	(234,019)	(222,711)	(294,887)	(275,460)	(288,725)	(304,829)
A&G-Employee pensions and bene - NSC-OPEB Benefits Variance 9260-01295	9260-01295	9260	(40,120)	-23.93%	1,333	(10,608)	(17,638)	102	749	(14,057)	(53,623)	(52,081)	(49,564)	(65,627)	(61,303)	(64,255)	(67,839)
A&G-Employee pensions and bene - NSC-OPEB Benefits Projects 9260-01296	9260-01296	9260	-	0.00%	-	-	(407)	407	-	-	-	-	-	-	-	-	-
A&G-Employee pensions and bene - NSC-Pension Benefits Load 9260-01297	9260-01297	9260	(19,064)	-11.37%	(3,569)	(3,038)	(2,980)	(3,501)	(3,320)	(2,656)	(25,480)	(24,747)	(23,551)	(31,184)	(29,129)	(30,532)	(32,235)
A&G-Employee pensions and bene - NSC-Pension Benefits Variance 9260-01298	9260-01298	9260	29,228	17.43%	5,826	4,504	4,044	4,988	5,521	4,347	39,066	37,942	36,108	47,810	44,660	46,811	49,422
A&G-Employee pensions and bene - NSC-Pension Benefits Projects 9260-01299	9260-01299	9260	-	0.00%	-	-	(33)	33	-	-	-	-	-	-	-	-	-
Benefits			167,643	100.00%	98,992	15,737	40,629	27,937	(31,133)	15,481	224,068	217,621	207,105	274,224	256,158	268,493	283,469
			-		-	-	-	-	-	-	-	-	-	-	-	-	-
A&G-Employee pensions and bene - Service Awards 9260-07421	9260-07421	9260	27,313	4.78%	1,603	516	10,399	(197)	6,661	8,331	5,893	298	849	2,136	2,500	2,729	3,594
Distribution-Operation supervi - Service Awards 8700-07421	8700-07421	8700	-	0.00%	-	-	-	-	-	-	-	-	-	-	-	-	-
Distribution-Operation supervi - Uniforms 8700-07443	8700-07443	8700	549	0.10%	-	-	-	-	297	252	118	6	17	43	50	55	72
Mains and Services Expenses - Uniforms 8740-07443	8740-07443	8740	2,621	0.46%	864	393	1,038	325	-	-	566	29	81	205	240	262	345
Distribution-Measuring and reg - Uniforms 8750-07443	8750-07443	8750	377	0.07%	-	-	-	-	377	-	81	4	12	30	35	38	50
A&G-Employee pensions and bene - Uniforms 9260-07443	9260-07443	9260	3,251	0.57%	28	519	2,000	331	-	373	702	35	101	254	298	325	428
A&G-Employee pensions and bene - Uniforms Capitalized 9260-07444	9260-07444	9260	(2,342)	-0.41%	(23)	(133)	(1,641)	(239)	-	(306)	(505)	(26)	(73)	(183)	(214)	(234)	(308)
Distribution-Operation supervi - Uniforms Capitalized 8700-07444	8700-07444	8700	(494)	-0.09%	-	-	-	-	(267)	(227)	(107)	(5)	(15)	(39)	(45)	(49)	(65)
Mains and Services Expenses - Uniforms Capitalized 8740-07444	8740-07444	8740	(2,186)	-0.38%	(709)	(344)	(918)	(216)	-	-	(472)	(24)	(68)	(171)	(200)	(218)	(288)
Distribution-Measuring and reg - Uniforms Capitalized 8750-07444	8750-07444	8750	(97)	-0.02%	-	-	-	-	(97)	-	(21)	(1)	(3)	(8)	(9)	(10)	(13)
A&G-Employee pensions and bene - Capitalized Restricted Stock 9260-07450	9260-07450	9260	(226,519)	-39.66%	(14,732)	(13,781)	(14,732)	(14,256)	(147,319)	(21,699)	(48,874)	(2,470)	(7,039)	(17,717)	(20,735)	(22,634)	(29,807)
A&G-Employee pensions and bene - Variable Pay & Mgmt Incentive Plans 9260-074	9260-07452	9260	2,249,810	393.92%	257,575	239,963	193,732	173,918	1,499,298	(114,675)	485,422	24,527	69,909	175,964	205,939	224,807	296,045
A&G-Employee pensions and bene - VPP & MIP - Capital Credit 9260-07454	9260-07454	9260	(1,803,431)	-315.77%	(212,212)	(197,702)	(159,613)	(143,289)	(1,235,250)	144,635	(389,111)	(19,661)	(56,038)	(141,051)	(165,079)	(180,203)	(237,307)
A&G-Employee pensions and bene - Restricted Stock - Long Term Incenti 9260-074	9260-07458	9260	206,040	36.08%	13,851	12,958	13,851	13,405	128,256	23,718	44,455	2,246	6,402	16,115	18,860	20,588	27,112
A&G-Employee pensions and bene - RSU-Long Term Incentive Plan - Time 9260-0	9260-07460	9260	89,046	15.59%	5,921	5,539	5,921	5,730	60,936	4,999	19,213	971	2,767	6,965	8,151	8,898	11,717
A&G-Employee pensions and bene - RSU-Managment Incentive Plan 9260-07463	9260-07463	9260	624	0.11%	106	99	106	103	106	103	135	7	19	49	57	62	82
A&G-Employee pensions and bene - COLI CSV & Premiums 9260-07487	9260-07487	9260	(5,715)	-1.00%	(1,545)	(4,428)	(3,404)	5,960	6,252	(8,550)	(1,233)	(62)	(178)	(447)	(523)	(571)	(752)
A&G-Employee pensions and bene - NQ Retirement Cost 9260-07489	9260-07489	9260	8,372	1.47%	1,395	1,395	1,395	1,395	1,395	1,395	1,806	91	260	655	766	837	1,102
A&G-Employee pensions and bene - SERP Capitalized 9260-07490	9260-07490	9260	(6,865)	-1.20%	(1,144)	(1,144)	(1,144)	(1,144)	(1,144)	(1,144)	(1,481)	(75)	(213)	(537)	(628)	(686)	(903)
A&G-Employee pensions and bene - NSC-NQ Retirement Cost 9260-07492	9260-07492	9260	23,042	4.03%	3,840	3,840	3,840	3,840	3,840	3,840	4,972	251	716	1,802	2,109	2,302	3,032
A&G-Employee pensions and bene - NSC-SERP Capitalized 9260-07493	9260-07493	9260	(6,605)	-1.16%	(1,101)	(1,101)	(1,101)	(1,101)	(1,101)	(1,101)	(1,425)	(72)	(205)	(517)	(605)	(660)	(869)
Customer accounts-Customer rec - Misc Employee Welfare Exp 9030-07499	9030-07499	9030	-	0.00%	-	-	-	-	-	-	-	-	-	-	-	-	-

Sales-Supervision - Misc Employee Welfare Exp 9110-07499	9110-07499	9110	490	0.09%	147	344	-	-	-	-	106	5	15	38	45	49	65
A&G-Employee pensions and bene - Misc Employee Welfare Exp 9260-07499	9260-07499	9260	762	0.13%	175	433	119	(4)	(23)	61	164	8	24	60	70	76	100
Distribution-Operation supervi - Misc Employee Welfare Exp 8700-07499	8700-07499	8700	12,996	2.28%	1,315	2,221	1,369	4,353	1,827	1,911	2,804	142	404	1,016	1,190	1,299	1,710
Distribution-Measuring and reg - Misc Employee Welfare Exp 8750-07499	8750-07499	8750	89	0.02%	-	-	89	-	-	-	19	1	3	7	8	9	12
Employee Welfare			571,128	100.00%	55,355	49,588	51,309	48,915	324,045	41,917	123,227	6,226	17,747	44,670	52,279	57,068	75,153
			-		-	-	-	-	-	-	-	-	-	-	-	-	-
A&G-Property insurance - Blueflame Property Insurance 9240-04069	9240-04069	9240	1,533	44.72%	245	245	261	261	261	261	6,990	6,990	6,990	6,689	6,689	6,689	6,689
A&G-Injuries & damages - Insurance-Other 9250-04070	9250-04070	9250	2,679	78.17%	413	413	413	480	480	480	12,219	12,219	12,219	11,693	11,693	11,693	11,693
A&G-Property insurance - Insurance Capitalized 9240-04072	9240-04072	9240	(3,454)	-100.77%	(539)	(539)	(553)	(608)	(608)	(608)	(15,751)	(15,751)	(15,751)	(15,073)	(15,073)	(15,073)	(15,073)
Transmission-Rents - Environmental & Safety 8600-07120	8600-07120	8600	555	16.18%	-	-	-	-	555	-	2,529	2,529	2,529	2,420	2,420	2,420	2,420
Distribution-Operation supervi - Environmental & Safety 8700-07120	8700-07120	8700	2,115	61.70%	-	337	-	-	-	1,778	9,645	9,645	9,645	9,229	9,229	9,229	9,229
Insurance			3,428	100.00%	118	455	121	133	688	1,911	15,631	15,631	15,631	14,958	14,958	14,958	14,958
			-		-	-	-	-	-	-	-	-	-	-	-	-	-
Distribution-Rents - 842 Locusview Lease Expense 8810-04308	8810-04308	8810	-	0.00%	-	-	-	-	-	-	-	-	-	-	-	-	-
Distribution-Rents - 842 Variable Real Estate Lease Expen 8810-04561	8810-04561	8810	38,592	34.00%	4,665	952	62	11,051	5,599	16,263	13,040	13,763	14,265	15,025	15,530	15,956	15,715
A&G-Rents - 842 Variable Real Estate Lease Expen 9310-04561	9310-04561	9310	(0)	0.00%	-	-	-	(0)	-	-	(0)	(0)	(0)	(0)	(0)	(0)	(0)
Distribution-Operation supervi - 842 Variable Copier Lease Expense 8700-04564	8700-04564	8700	-	0.00%	-	-	-	-	-	-	-	-	-	-	-	-	-
Distribution-Rents - 842 Real Estate Lease Expense 8810-04578	8810-04578	8810	508,838	448.28%	87,980	89,387	89,387	89,387	89,387	63,311	171,931	181,461	188,086	198,110	204,765	210,384	207,200
Storage well royalties - Building Lease/Rents Capitalized 8250-04580	8250-04580	8250	(3,350)	-2.95%	(932)	(32)	-	(1,871)	(223)	(292)	(1,132)	(1,195)	(1,238)	(1,304)	(1,348)	(1,385)	(1,364)
A&G-Rents - Building Lease/Rents Capitalized 9310-04580	9310-04580	9310	0	0.00%	-	-	-	0	-	-	0	0	0	0	0	0	0
Distribution-Rents - Building Lease/Rents Capitalized 8810-04580	8810-04580	8810	(448,539)	-395.16%	(75,918)	(74,028)	(73,297)	(82,309)	(77,803)	(65,184)	(151,556)	(159,957)	(165,797)	(174,634)	(180,500)	(185,453)	(182,646)
Storage well royalties - Non 842 Building Lease/Rents 8250-04581	8250-04581	8250	4,085	3.60%	1,136	39	-	2,282	272	356	1,380	1,457	1,510	1,590	1,644	1,689	1,663
A&G-Office supplies & expense - Building Maintenance 9210-04582	9210-04582	9210	3,250	2.86%	-	-	3,250	-	-	-	1,098	1,159	1,201	1,265	1,308	1,344	1,323
Distribution-Operation supervi - Utilities 8700-04590	8700-04590	8700	7,158	6.31%	1,146	1,198	1,053	1,044	1,371	1,345	2,418	2,553	2,646	2,787	2,880	2,959	2,915
Mains and Services Expenses - Utilities 8740-04590	8740-04590	8740	655	0.58%	103	100	100	106	129	118	221	234	242	255	264	271	267
Storage-Purification expenses - Utilities 8210-04590	8210-04590	8210	625	0.55%	100	154	115	90	85	80	211	223	231	243	251	258	254
Storage well royalties - Utilities 8250-04590	8250-04590	8250	1,989	1.75%	531	518	506	239	129	66	672	709	735	775	801	823	810
Mains expenses - Utilities 8560-04590	8560-04590	8560	2,486	2.19%	409	8	638	225	782	425	840	887	919	968	1,000	1,028	1,012
Transmission-Measuring and reg - Utilities 8570-04590	8570-04590	8570	553	0.49%	91	2	142	50	174	94	187	197	204	215	222	229	225
Lines expenses - Utilities 8170-04590	8170-04590	8170	276	0.24%	45	1	71	25	87	47	93	99	102	108	111	114	113
Compressor station expenses - Utilities 8180-04590	8180-04590	8180	1,934	1.70%	318	7	496	175	608	330	653	690	715	753	778	800	788
Compressor station fuel and po - Utilities 8190-04590	8190-04590	8190	-	0.00%	-	-	-	-	-	-	-	-	-	-	-	-	-
Distribution-Operation supervi - Misc Rents 8700-04592	8700-04592	8700	959	0.84%	77	77	575	77	77	77	324	342	354	373	386	396	390
Distribution-Rents - Misc Rents 8810-04592	8810-04592	8810	3,492	3.08%	3,159	333	-	-	-	-	1,180	1,245	1,291	1,359	1,405	1,444	1,422
Mains expenses - Capitalized Utility Costs 8560-04599	8560-04599	8560	(2,039)	-1.80%	(335)	(7)	(523)	(184)	(641)	(348)	(689)	(727)	(754)	(794)	(820)	(843)	(830)
Compressor station expenses - Capitalized Utility Costs 8180-04599	8180-04599	8180	(1,586)	-1.40%	(261)	(5)	(407)	(143)	(499)	(271)	(536)	(566)	(586)	(617)	(638)	(656)	(646)
Distribution-Operation supervi - Capitalized Utility Costs 8700-04599	8700-04599	8700	(5,869)	-5.17%	(940)	(983)	(863)	(856)	(1,124)	(1,103)	(1,983)	(2,093)	(2,169)	(2,285)	(2,362)	(2,427)	(2,390)
Rent, Maint., & Utilities			113,509	100.00%	21,374	17,722	21,303	19,385	18,409	15,315	38,353	40,479	41,957	44,193	45,678	46,931	46,221
			-		-	-	-	-	-	-	-	-	-	-	0	-	-
Mains and Services Expenses - Vehicle Lease Payments 8740-03002	8740-03002	8740	463	0.86%	691	(292)	64	-	-	-	58	59	59	111	111	111	111
Distribution-Operation supervi - Capitalized transportation costs 8700-03003	8700-03003	8700	(1,792)	-3.32%	(918)	-	(109)	(34)	(95)	(637)	(226)	(228)	(226)	(429)	(429)	(429)	(429)
Mains and Services Expenses - Capitalized transportation costs 8740-03003	8740-03003	8740	(80,569)	-149.33%	(11,596)	(13,690)	(10,841)	(16,862)	(11,733)	(15,846)	(10,168)	(10,246)	(10,170)	(19,295)	(19,295)	(19,295)	(19,295)
Distribution-Measuring and reg - Capitalized transportation costs 8750-03003	8750-03003	8750	(32)	-0.06%	(26)	(2)	-	(4)	-	-	(4)	(4)	(4)	(8)	(8)	(8)	(8)
Sales-Supervision - Capitalized transportation costs 9110-03003	9110-03003	9110	-	0.00%	-	-	-	-	-	-	-	-	-	-	-	-	-
Sales-Supervision - Vehicle Expense 9110-03004	9110-03004	9110	-	0.00%	-	-	-	-	-	-	-	-	-	-	-	-	-
Distribution-Operation supervi - Vehicle Expense 8700-03004	8700-03004	8700	2,380	4.41%	1,117	-	136	66	155	905	300	303	300	570	570	570	570
Mains and Services Expenses - Vehicle Expense 8740-03004	8740-03004	8740	70,186	130.09%	8,945	11,869	7,739	19,977	9,716	11,940	8,858	8,926	8,860	16,808	16,808	16,808	16,808
Distribution-Measuring and reg - Vehicle Expense 8750-03004	8750-03004	8750	125	0.23%	103	6	-	16	-	-	16	16	16	30	30	30	30
Mains and Services Expenses - 842 Vehicle Lease Expense 8740-03008	8740-03008	8740	49,190	91.17%	9,443	9,443	7,250	7,751	7,206	8,096	6,208	6,256	6,209	11,780	11,780	11,780	11,780
Mains and Services Expenses - 842 Variable Heavy Equip Lease Expen 8740-03009	8740-03009	8740	250	0.46%	63	63	(5)	63	5	59	32	32	32	60	60	60	60
Mains and Services Expenses - Equipment Lease 8740-04301	8740-04301	8740	7,301	13.53%	1,204	1,195	1,258	1,195	1,253	1,195	921	929	922	1,749	1,749	1,749	1,749
Mains and Services Expenses - Heavy Equipment 8740-04302	8740-04302	8740	43	0.08%	(4)	10	10	15	5	9	5	6	5	10	10	10	10
Distribution-Rents - Heavy Equipment Capitalized 8810-04307	8810-04307	8810	-	0.00%	-	-	-	-	-	-	-	-	-	-	-	-	-
Mains and Services Expenses - Heavy Equipment Capitalized 8740-04307	8740-04307	8740	(7,442)	-13.79%	(1,238)	(1,243)	(1,238)	(1,247)	(1,238)	(1,238)	(939)	(946)	(939)	(1,782)	(1,782)	(1,782)	(1,782)
Mains and Services Expenses - Non 842 Fleet Lease/Rents 8740-04560	8740-04560	8740	4,685	8.68%	-	1,449	952	1,083	587	614	591	596	591	1,122	1,122	1,122	1,122
Mains and Services Expenses - 842 Variable Fleet Lease Expense 8740-04563	8740-04563	8740	9,166	16.99%	1,023	422	812	1,036	2,025	3,848	1,157	1,166	1,157	2,195	2,195	2,195	2,195
Vehicles & Equip			53,954	100.00%	8,808	9,233	6,029	13,054	7,885	8,945	6,809	6,862	6,811	12,921	12,921	12,921	12,921
			-		-	-	-	-	-	-	-	-	-	-	-	-	-
A&G-Office supplies & expense - Inventory Materials 9210-02001	9210-02001	9210	-	0.00%	-	-	-	-	-	-	-	-	-	-	-	-	-
Distribution-Measuring and reg - Inventory Materials 8750-02001	8750-02001	8750	927	6.05%	927	-	-	-	-	-	326	308	447	279	279	324	279
A&G-Office supplies & expense - Warehouse Loading Charge 9210-02004	9210-02004	9210	-	0.00%	-	-	-	-	-	-	-	-	-	-	-	-	-
Distribution-Measuring and reg - Warehouse Loading Charge 8750-02004	8750-02004	8750	9	0.06%	9	-	-	-	-	-	3	3	4	3	3	3	3
Distribution-Measuring and reg - Non-Inventory Supplies 8750-02005	8750-02005	8750	1,520	9.93%	1,107	465	(51)	-	-	-	535	505	734	457	457	532	457
Distribution-Operation supervi - Non-Inventory Supplies 8700-02005	8700-02005	8700	1,709	11.16%	-	265	24	92	524	805	602	568	825	514	514	598	514
Customer accounts-Customer rec - Office Supplies 9030-05010	9030-05010	9030	82	0.54%	82	-	-	-	-	-	29	27	40	25	25	29	25
Sales-Supervision - Office Supplies 9110-05010	9110-05010	9110	354	2.31%	-	52	-	302	-	-	125	118	171	106	106	124	106
A&G-Office supplies & expense - Office Supplies 9210-05010	9210-05010	9210	53	0.35%	57	(4)	-	-	-	-	19	18	26	16	16	19	16
Distribution-Operation supervi - Office Supplies 8700-05010	8700-05010	8700	10,518	68.67%	1,765	2,663	1,279	832	948	3,030	3,702	3,496	5,076	3,163	3,163	3,677	3,162
Mains and Services Expenses - Office Supplies 8740-05010	8740-05010	8740	-	0.00%	-	-	-	-	-	-	-	-	-	-	-	-	-
Distribution-Measuring and reg - Office Supplies 8750-05010	8750-05010	8750	144	0.94%	7	24	10	72	-	31	51	48	69	43	43	50	43
Materials & Supplies			15,316	100.00%	3,954	3,465	1,261	1,297	1,472	3,866	5,392	5,092	7,392	4,605	4,605	5,355	4,605
			-		-	-	-	-	-	-	-	-	-	-	-	-	-
Distribution-Operation supervi - Offsite Storage 8700-04065	8700-04065	8700	2,020	1.92%	372	372	372	372	372	160	338	338	338	335	334	336	334
Distribution-Operation supervi - Software Maintenance 8700-04201	8700-04201	8700	99,628	94.47%	15,047	17,159	15,357	16,145	15,311	20,609	16,678	16,678	16,678	16,535	16,459	16,577	16,459
Distribution-Operation supervi - IT Equipment 8700-04212	8700-04212	8700	3,541	3.36%	952	570	70	64	959	928	593	593	593	588	585	589	585
Customer service-Operating inf - IT Equipment 9090-04212	9090-04212	9090	268	0.25%	-	-	-	-	-	268	45	45	45	44	44	45	44
Information Technologies			105,457	100.00%	16,370	18,101	15,799	16,581	16,641	21,965	17,654	17,654	17,654	17,503	17,422	17,547	17,422
			-		-	-	-	-	-	-	-	-	-	-	-	-	-
Distribution-Operation supervi - Monthly Lines and service 8700-05310	8700-05310	8700	(24,917)	-28.66%	(3,700)	(3,693)	(3,699)	(3,718)	(5,087)	(5,019)	(5,281)	(5,274)	(5,459)	(8,175)	(8,781)	(9,222)	(9,159)
Mains and Services Expenses - Monthly Lines and service 8740-05310	8740-05310	8740	244	0.28%	43	43	43	25	58	34	52	52	54	80	86	90	90
Distribution-Operation supervi - Long Distance 8700-05312	8700-05312	8700	5	0.01%	0	1	1	0	0	2	1	1	1	1	2	2	2
Distribution-Operation supervi - Toll Free Long Distance 8700-05314	8700-05314	8700	185	0.21%	31	31	31	31	31	30	39	39	40	61	65	68	68
Distribution-Operation supervi - Telephone Directory 8700-05317	8700-05317	8700	39,446	45.38%	7,683	8,839	6,293	6,238	5,441	4,953	8,359	8,350	8,642	12,942	13,901	14,599	14,499
Distribution-Operation supervi - Measurement & Meter Reading 8700-05323	8700-05323	8700	17,938	20.63%	2,899	2,994	2,965	2,891	3,109	3,079	3,801	3,797	3,930	5,885	6,321	6,639	6,593
Distribution-Measuring and reg - Measurement & Meter Reading 8750-05323	8750-05323	8750	10	0.01%	10	-	-	-	-	-	2	2	2	3	3	4	3
Distribution-Operation supervi - WAN/LAN/Internet Service 8700-05331	8700-05331	8700	55,102	63.39%	8,418	8,719	9,171	10,255	9,313	9,226	11,677	11,664	12,071	18,078	19,418	20,394	20,254
Distribution-Operation supervi - Cellular, radio, pager charges 8700-05364	8700-05364	8700	38,545	44.34%	5,384	5,118	8,158	7,103	6,295	6,487	8,169	8,159	8,444	12,646	13,583	14,266	14,168
Distribution-Operation supervi - Cell service for data uses 8700-05376	8700-05376	8700	91,372	105.11%	12,401	15,283	15,183	14,667	16,165	17,672	19,364	19,341	20,017	29,978	32,199	33,817	33,585
Distribution-Operation supervi - Cell phone equipment and accessories 8700-05377	8700-05377	8700	3,545	4.08%	829	24	863	538	894	397	751	750	777	1,163	1,249	1,312	1,303

Distribution-Measuring and reg - Cell phone equipment and accessories 8750-05377	8750-05377	8750	26	0.03%	-	-	11	15	-	-	5	5	6	8	9	10	9
Distribution-Operation supervi - Capitalized Telecom Costs 8700-05399	8700-05399	8700	(134,345)	-154.54%	(19,158)	(20,896)	(24,361)	(23,679)	(22,640)	(23,612)	(28,471)	(28,437)	(29,432)	(44,077)	(47,343)	(49,722)	(49,380)
Mains and Services Expenses - Capitalized Telecom Costs 8740-05399	8740-05399	8740	(200)	-0.23%	(35)	(35)	(35)	(20)	(47)	(28)	(42)	(42)	(44)	(66)	(71)	(74)	(74)
Distribution-Measuring and reg - Capitalized Telecom Costs 8750-05399	8750-05399	8750	(21)	-0.02%	-	-	(9)	(12)	-	-	(4)	(4)	(5)	(7)	(7)	(8)	(8)
Telecom			86,932	100.00%	14,805	16,427	14,615	14,334	13,530	13,221	18,423	18,401	19,045	28,521	30,635	32,174	31,953
			-		-	-	-	-	-	-	-	-	-	-	-	-	-
Distribution-Operation supervi - Required By Law, Safety 8700-04002	8700-04002	8700	414,420	98.27%	77,905	259,425	3,193	65,728	2,829	5,341	10,234	9,251	39,961	76,688	76,688	79,636	76,688
Distribution-Operation supervi - Safety 8700-04018	8700-04018	8700	170	0.04%	170	-	-	-	-	-	4	4	16	31	31	33	31
Sales-Advertising expenses - Promo Other, Misc 9130-04021	9130-04021	9130	-	0.00%	-	-	-	-	-	-	-	-	-	-	-	-	-
Sales-Supervision - Promo Sales, Misc 9110-04022	9110-04022	9110	-	0.00%	-	-	-	-	-	-	-	-	-	-	-	-	-
Distribution-Operation supervi - Promo Sales, Misc 8700-04022	8700-04022	8700	50	0.01%	-	-	-	-	-	50	1	1	5	9	9	10	9
Customer service-Miscellaneous - Community Rel&Trade Shows 9100-04040	9100-04040	9100	1,810	0.43%	1,810	-	-	-	-	-	45	40	175	335	335	348	335
Sales-Advertising expenses - Community Rel&Trade Shows 9130-04040	9130-04040	9130	113	0.03%	-	-	-	113	-	-	3	3	11	21	21	22	21
Distribution-Operation supervi - Community Rel&Trade Shows 8700-04040	8700-04040	8700	44	0.01%	-	-	-	-	44	-	1	1	4	8	8	9	8
Miscellaneous general expenses - Customer Relations & Assist 9302-04046	9302-04046	9302	-	0.00%	-	-	-	-	-	-	-	-	-	-	-	-	-
Customer service-Miscellaneous - Customer Relations & Assist 9100-04046	9100-04046	9100	143	0.03%	80	33	-	28	3	-	4	3	14	26	26	27	26
Sales-Supervision - Customer Relations & Assist 9110-04046	9110-04046	9110	-	0.00%	-	-	-	-	-	-	-	-	-	-	-	-	-
Sales-Demonstrating and sellin - Customer Relations & Assist 9120-04046	9120-04046	9120	4,968	1.18%	1,798	-	570	2,601	-	-	123	111	479	919	919	955	919
Marketing			421,718	100.00%	81,763	259,457	3,762	68,469	2,876	5,391	10,414	9,414	40,664	78,039	78,039	81,039	78,039
			-		-	-	-	-	-	-	-	-	-	-	-	-	-
Sales-Supervision - Printing/Slides/Graphics 9110-04145	9110-04145	9110	2,330	100.00%	-	-	-	2,330	-	-	-	-	-	-	-	-	-
Distribution-Operation supervi - Printing/Slides/Graphics 8700-04145	8700-04145	8700	-	0.00%	-	-	-	-	-	-	-	-	-	-	-	-	-
Directors & Shareholders &PR			2,330	100.00%	-	-	-	2,330	-	-	-	-	-	-	-	-	-
					-	-	-	-	-	-	-	-	-	-	-	-	-
Distribution-Operation supervi - Membership Fees 8700-05415	8700-05415	8700	351	4.17%	25	5	16	260	-	45	893	451	862	1,278	444	452	447
Miscellaneous general expenses - Membership Fees 9302-05415	9302-05415	9302	480	5.69%	-	480	-	-	-	-	1,220	617	1,177	1,746	606	618	611
Distribution-Operation supervi - Club Dues - Nondeductible 8700-05416	8700-05416	8700	98	1.17%	33	16	-	16	16	16	250	127	241	358	124	127	125
Miscellaneous general expenses - Association Dues 9302-07510	9302-07510	9302	7,500	88.97%	-	-	-	-	7,500	-	19,060	9,636	18,393	27,286	9,471	9,652	9,544
Dues & Membership Fees			8,430	100.00%	58	501	16	276	7,516	61	21,423	10,831	20,673	30,668	10,645	10,849	10,727
			-		-	-	-	-	-	-	-	-	-	-	-	-	-
Distribution-Operation supervi - Postage/Delivery Services 8700-05111	8700-05111	8700	3,847	50.05%	656	1,181	139	968	738	166	686	686	1,050	459	459	459	459
Distribution-Measuring and reg - Postage/Delivery Services 8750-05111	8750-05111	8750	72	0.93%	-	-	72	-	-	-	13	13	20	9	9	9	9
Distribution-Other expenses - Postage/Delivery Services 8800-05111	8800-05111	8800	64	0.83%	27	-	-	-	36	-	11	11	17	8	8	8	8
A&G-Office supplies & expense - Postage/Delivery Services 9210-05111	9210-05111	9210	45	0.58%	-	-	-	45	-	-	8	8	12	5	5	5	5
Distribution-Operation supervi - 842 Copier Lease Expense 8700-05215	8700-05215	8700	3,659	47.60%	661	663	686	546	550	553	652	652	999	437	437	437	437
Print & Postages			7,687	100.00%	1,345	1,844	896	1,558	1,324	719	1,370	1,370	2,099	918	918	918	918
			-		-	-	-	-	-	-	-	-	-	-	-	-	-
Customer accounts-Operation su - Meals and Entertainment 9010-05411	9010-05411	9010	873	0.30%	-	463	-	68	-	342	103	333	195	128	122	117	140
Customer accounts-Customer rec - Meals and Entertainment 9030-05411	9030-05411	9030	3,510	1.21%	-	-	-	-	3,510	-	414	1,338	782	514	492	472	564
Customer service-Operating inf - Meals and Entertainment 9090-05411	9090-05411	9090	166	0.06%	14	14	138	-	-	-	20	63	37	24	23	22	27
Sales-Supervision - Meals and Entertainment 9110-05411	9110-05411	9110	4,255	1.47%	269	772	1,329	344	844	697	502	1,622	948	623	596	572	684
A&G-Employee pensions and bene - Meals and Entertainment 9260-05411	9260-05411	9260	-	0.00%	-	-	-	-	-	-	-	-	-	-	-	-	-
Distribution-Operation supervi - Meals and Entertainment 8700-05411	8700-05411	8700	59,038	20.33%	7,323	12,378	6,560	7,656	15,307	9,813	6,962	22,498	13,150	8,638	8,270	7,933	9,486
Mains and Services Expenses - Meals and Entertainment 8740-05411	8740-05411	8740	-	0.00%	-	-	-	-	-	-	-	-	-	-	-	-	-
Distribution-Measuring and reg - Meals and Entertainment 8750-05411	8750-05411	8750	4,328	1.49%	76	2,087	-	1,447	81	637	510	1,649	964	633	606	582	695
Distribution-Operation supervi - Spousal & Dependent Travel 8700-05412	8700-05412	8700	591	0.20%	-	253	117	115	-	107	70	225	132	86	83	79	95
Distribution-Measuring and reg - Spousal & Dependent Travel 8750-05412	8750-05412	8750	-	0.00%	-	-	-	-	-	-	-	-	-	-	-	-	-
Customer service-Operating inf - Spousal & Dependent Travel 9090-05412	9090-05412	9090	-	0.00%	-	-	-	-	-	-	-	-	-	-	-	-	-
Sales-Supervision - Spousal & Dependent Travel 9110-05412	9110-05412	9110	1,151	0.40%	-	-	-	-	1,151	-	136	438	256	168	161	155	185
Distribution-Operation supervi - Transportation 8700-05413	8700-05413	8700	51,985	17.90%	4,771	5,395	6,921	8,524	16,973	9,401	6,130	19,811	11,579	7,606	7,282	6,986	8,352
Mains and Services Expenses - Transportation 8740-05413	8740-05413	8740	-	0.00%	-	-	-	-	-	-	-	-	-	-	-	-	-
Distribution-Measuring and reg - Transportation 8750-05413	8750-05413	8750	1,618	0.56%	-	753	-	-	-	865	191	617	360	237	227	217	260
Customer accounts-Operation su - Transportation 9010-05413	9010-05413	9010	264	0.09%	-	132	-	-	-	132	31	101	59	39	37	35	42
Customer accounts-Customer rec - Transportation 9030-05413	9030-05413	9030	-	0.00%	-	-	-	-	-	-	-	-	-	-	-	-	-
Customer service-Operating inf - Transportation 9090-05413	9090-05413	9090	2,059	0.71%	633	218	397	57	103	651	243	785	459	301	288	277	331
Sales-Supervision - Transportation 9110-05413	9110-05413	9110	5,214	1.80%	405	999	368	1,750	547	1,145	615	1,987	1,161	763	730	701	838
Customer service-Operating inf - Lodging 9090-05414	9090-05414	9090	917	0.32%	226	181	339	-	171	-	108	349	204	134	128	123	147
Sales-Supervision - Lodging 9110-05414	9110-05414	9110	4,093	1.41%	325	713	1,208	1,098	303	446	483	1,560	912	599	573	550	658
Distribution-Operation supervi - Lodging 8700-05414	8700-05414	8700	71,793	24.73%	3,948	13,419	5,987	10,662	27,605	10,174	8,466	27,360	15,991	10,505	10,057	9,647	11,535
Mains and Services Expenses - Lodging 8740-05414	8740-05414	8740	1,428	0.49%	-	-	-	-	1,428	-	168	544	318	209	200	192	229
Distribution-Measuring and reg - Lodging 8750-05414	8750-05414	8750	2,007	0.69%	-	-	603	299	191	913	237	765	447	294	281	270	323
Customer accounts-Operation su - Lodging 9010-05414	9010-05414	9010	755	0.26%	-	376	-	-	-	378	89	288	168	110	106	101	121
Distribution-Operation supervi - Misc Employee Expense 8700-05419	8700-05419	8700	74,301	25.59%	-	6,405	67,850	47	-	-	8,762	28,315	16,550	10,871	10,408	9,984	11,938
Travel & Entertainment			290,346	100.00%	17,990	44,556	91,817	32,068	68,214	35,701	34,239	110,647	64,672	42,482	40,673	39,016	46,650
			-		-	-	-	-	-	-	-	-	-	-	-	-	-
Distribution-Operation supervi - Employee Development 8700-05420	8700-05420	8700	25,035	56.16%	350	6,045	179	50	18,411	-	10,990	9,319	21,297	4,478	4,478	21,749	5,812
Customer service-Operating inf - Employee Development 9090-05420	9090-05420	9090	-	0.00%	-	-	-	-	-	-	-	-	-	-	-	-	-
Distribution-Operation supervi - Training 8700-05421	8700-05421	8700	9,215	20.67%	1,125	412	4,086	3,417	-	175	4,046	3,430	7,839	1,648	1,648	8,006	2,140
Mains and Services Expenses - Training 8740-05421	8740-05421	8740	122	0.27%	-	-	-	-	122	-	54	45	104	22	22	106	28
Distribution-Measuring and reg - Training 8750-05421	8750-05421	8750	-	0.00%	-	-	-	-	-	-	-	-	-	-	-	-	-
Distribution-Operation supervi - Regulatory Compliance Training 8700-05425	8700-05425	8700	-	0.00%	-	-	-	-	-	-	-	-	-	-	-	-	-
Distribution-Operation supervi - Safety Training 8700-05426	8700-05426	8700	6,283	14.10%	420	960	1,402	1,223	1,764	514	2,758	2,339	5,345	1,124	1,124	5,458	1,459
Mains and Services Expenses - Safety Training 8740-05426	8740-05426	8740	3,134	7.03%	5,790	(4,745)	522	522	522	522	1,376	1,167	2,666	561	561	2,722	728
Distribution-Operation supervi - Technical (Job Skills) Training 8700-05427	8700-05427	8700	95	0.21%	-	-	95	-	-	-	42	35	81	17	17	83	22
Distribution-Operation supervi - Work Environment Training 8700-05429	8700-05429	8700	690	1.55%	-	-	690	-	-	-	303	257	587	123	123	599	160
Training			44,574	100.00%	7,685	2,671	6,975	5,213	20,819	1,211	19,568	16,593	37,918	7,973	7,973	38,723	10,349
			-		-	-	-	-	-	-	-	-	-	-	-	-	-
Distribution-Operation supervi - Contract Labor 8700-06111	8700-06111	8700	(139,007)	-20.84%	(139,007)	-	-	-	-	-	(78,459)	(78,047)	(82,423)	(81,064)	(82,874)	(98,765)	(85,275)
Mains and Services Expenses - Contract Labor 8740-06111	8740-06111	8740	-	0.00%	-	-	-	-	-	-	-	-	-	-	-	-	-
Distribution-Other expenses - Contract Labor 8800-06111	8800-06111	8800	232,322	34.83%	36,001	36,795	42,386	40,149	61,533	15,458	131,129	130,441	137,753	135,483	138,508	165,066	142,520
Customer accounts-Customer rec - Contract Labor 9030-06111	9030-06111	9030	8,342	1.25%	1,334	1,360	1,385	1,406	1,422	1,437	4,708	4,684	4,946	4,865	4,973	5,927	5,117
A&G-Office supplies & expense - Contract Labor 9210-06111	9210-06111	9210	(171,908)	-25.78%	-	-	(175,400)	-	3,492	-	(97,030)	(96,520)	(101,931)	(100,251)	(102,490)	(122,141)	(105,459)
A&G-Outside services employed - Contract Labor 9230-06111	9230-06111	9230	38,715	5.80%	1,891	3,473	2,195	15,435	10,334	5,387	21,852	21,737	22,956	22,577	23,081	27,507	23,750
Customer accounts-Customer rec - Payment Services 9030-06113	9030-06113	9030	785,310	117.75%	114,932	129,367	139,080	137,552	133,225	131,153	443,251	440,924	465,642	457,967	468,194	557,966	481,756
Customer accounts-Customer rec - Bill Print Fees 9030-06116	9030-06116	9030	13,534	2.03%	1,930	1,862	2,331	2,963	2,511	1,937	7,639	7,599	8,025	7,892	8,069	9,616	8,302
A&G-Outside services employed - Legal 9230-06121	9230-06121	9230	(100,353)	-15.05%	-	19,390	-	(19,390)	(100,353)	-	(56,642)	(56,345)	(59,503)	(58,523)	(59,829)	(71,301)	(61,562)
Outside Services			666,955	100.00%	17,081	192,246	11,977	178,115	112,164	155,372	376,448	374,472	395,465	388,947	397,632	473,875	409,150
			-		-	-	-	-	-	-	-	-	-	-	-	-	-
Customer accounts-Uncollectibl - Misc Uncol Acct-Write Off 9040-09929	9040-09929	9040	1,358	100.00%	-	-	-	-	-	1,358	-	-	-	-	-	-	-

Provision for Bad Debt			1,358	100.00%	-	-	-	-	-	1,358	-	-	-	-	-	-	-
			-		-	-	-	-	-	-	-	-	-	-	-	-	-
A&G-Administrative & general s - A&G Overhead Clearing 9200-04863	9200-04863	9200	(156,967)	100.01%	(8,202)	(28,148)	(83,719)	(5,656)	(25,190)	(6,052)	11,770	11,670	11,674	5,375	1,375	1,475	1,375
Distribution-Operation supervi - Misc General Expense 8700-07590	8700-07590	8700	53	-0.03%	-	-	-	-	-	53	(4)	(4)	(4)	(2)	(0)	(0)	(0)
A&G-Office supplies & expense - Misc General Expense 9210-07590	9210-07590	9210	(511)	0.33%	-	(511)	-	-	-	-	38	38	38	18	4	5	4
Miscellaneous general expenses - Misc General Expense 9302-07590	9302-07590	9302	472	-0.30%	241	-	-	-	-	230	(35)	(35)	(35)	(16)	(4)	(4)	(4)
Miscellaneous			(156,954)	100.00%	(7,960)	(28,660)	(83,719)	(5,656)	(25,190)	(5,769)	11,769	11,669	11,673	5,375	1,375	1,475	1,375
			-		-	-	-	-	-	-	-	-	-	-	-	-	-
Total O&M Expenses Before Allocations					647,846	867,132	441,297	726,778	826,783	545,382	1,087,333	1,017,590	1,053,381	1,272,269	1,223,137	1,368,327	1,325,596
					-	-	-	-	-	-	-	-	-	-	-	-	-
					-	-	-	-	-	-	-	-	-	-	-	-	-
net expense Restricted Stock Time Lapse	9260-07460				5,921	5,539	5,921	5,730	60,936	4,999	19,213	971	2,767	6,965	8,151	8,898	11,717
net expense Restricted Stock Perf Based	9260-07458 & 9260-07463				13,958	13,057	13,958	13,507	128,363	23,821	44,590	2,253	6,422	16,164	18,917	20,650	27,194
Capital Credits - combined	9260-07450				(14,732)	(13,781)	(14,732)	(14,256)	(147,319)	(21,699)	(48,874)	(2,470)	(7,039)	(17,717)	(20,735)	(22,634)	(29,807)
Total Net expense - Restricted Stock					5,147	4,815	5,147	4,981	41,980	7,120	14,929	754	2,150	5,412	6,333	6,914	9,105
Gross Expense - Restricted Stock					19,879	18,596	19,879	19,238	189,299	28,820	63,803	3,224	9,189	23,128	27,068	29,548	38,911
effective cap rate - Restricted Stock					74.11%	74.11%	74.11%	74.11%	77.82%	75.29%	76.60%	76.60%	76.60%	76.60%	76.60%	76.60%	76.60%
Table of values by FERC account:		*Col. #:*	*1*	*2*	*3*	*4*	*5*	*6*	*7*	*8*	*9*	*10*	*11*	*12*	*13*	*14*	*15*
			7590		0	0	0	0	0	0	0	0	0	0	0	0	0
			8140		0	0	0	0	0	0	0	0	0	0	0	0	0
			8150		0	0	0	0	0	0	0	0	0	0	0	0	0
			8160		0	0	0	0	0	0	0	0	0	0	0	0	0
			8170		45	1	71	25	87	47	93	99	102	108	111	114	113
			8180		57	1	89	31	109	59	118	124	129	136	140	144	142
			8190		0	0	0	0	0	0	0	0	0	0	0	0	0
			8200		0	0	0	0	0	0	0	0	0	0	0	0	0
			8210		100	154	115	90	85	80	211	223	231	243	251	258	254
			8240		0	0	0	0	0	0	0	0	0	0	0	0	0
			8250		735	525	506	650	178	130	921	972	1,007	1,061	1,096	1,127	1,109
			8310		0	0	0	0	0	0	0	0	0	0	0	0	0
			8320		0	0	0	0	0	0	0	0	0	0	0	0	0
			8340		0	0	0	0	0	0	0	0	0	0	0	0	0
			8350		0	0	0	0	0	0	0	0	0	0	0	0	0
			8360		0	0	0	0	0	0	0	0	0	0	0	0	0
			8370		0	0	0	0	0	0	0	0	0	0	0	0	0
			8400		0	0	0	0	0	0	0	0	0	0	0	0	0
			8410		0	0	0	0	0	0	0	0	0	0	0	0	0
			8470		0	0	0	0	0	0	0	0	0	0	0	0	0
			8500		0	0	0	0	0	0	0	0	0	0	0	0	0
			8520		0	0	0	0	0	0	0	0	0	0	0	0	0
			8560		74	2	115	40	141	76	151	160	165	174	180	185	182
			8570		91	2	142	50	174	94	187	197	204	215	222	229	225
			8580		0	0	0	0	0	0	0	0	0	0	0	0	0
			8590		0	0	0	0	0	0	0	0	0	0	0	0	0
			8600		0	0	0	0	555	0	2,529	2,529	2,529	2,420	2,420	2,420	2,420
			8620		0	0	0	0	0	0	0	0	0	0	0	0	0
			8630		0	0	0	0	0	0	0	0	0	0	0	0	0
			8640		0	0	0	0	0	0	0	0	0	0	0	0	0
			8650		0	0	0	0	0	0	0	0	0	0	0	0	0
			8670		0	0	0	0	0	0	0	0	0	0	0	0	0
			8700		117,489	461,668	246,379	263,989	244,730	189,577	107,159	164,745	170,692	224,460	211,310	234,669	231,531
			8710		0	0	0	0	0	0	0	0	0	0	0	0	0
			8711		0	0	0	0	0	0	0	0	0	0	0	0	0
			8720		0	0	0	0	0	0	0	0	0	0	0	0	0
			8740		42,429	22,466	23,206	47,855	28,569	19,727	20,965	20,498	21,210	34,792	32,900	36,344	35,433
			8750		11,712	12,051	8,771	10,428	9,549	10,511	7,071	8,788	7,690	10,696	9,864	10,445	11,000
			8760		0	0	0	0	0	0	0	0	0	0	0	0	0
			8770		0	0	0	0	0	0	0	0	0	0	0	0	0
			8780		11,616	6,453	6,742	8,200	10,987	11,138	5,427	5,163	4,904	9,224	8,388	8,914	9,405
			8790		0	0	0	0	0	0	0	0	0	0	0	0	0
			8800		36,028	36,795	42,386	40,149	61,569	15,458	131,141	130,452	137,771	135,491	138,516	165,074	142,528
			8810		19,886	16,644	16,151	18,128	17,183	14,391	34,594	36,511	37,844	39,861	41,200	42,331	41,690
			8850		0	0	0	0	0	0	0	0	0	0	0	0	0
			8860		0	0	0	0	0	0	0	0	0	0	0	0	0
			8870		0	0	0	561	(210)	0	34	33	31	59	53	57	60
			8890		0	0	0	0	0	0	0	0	0	0	0	0	0
			8900		0	0	0	0	0	0	0	0	0	0	0	0	0
			8910		0	0	0	0	0	99	10	9	9	17	15	16	17
			8920		0	0	0	0	0	0	0	0	0	0	0	0	0
			8930		0	0	0	0	0	0	0	0	0	0	0	0	0
			8940		0	0	0	0	0	0	0	0	0	0	0	0	0
			8950		0	0	0	0	0	0	0	0	0	0	0	0	0
			9010		9,993	10,095	9,124	9,627	9,993	9,705	5,798	6,025	5,459	9,753	8,882	9,412	9,966
			9020		3,595	3,401	3,938	2,398	4,390	5,251	2,261	2,151	2,043	3,843	3,495	3,714	3,919
			9030		211,063	208,119	214,605	223,554	218,400	182,797	500,113	496,496	519,258	546,171	549,869	646,399	572,140
			9040		0	0	0	0	0	1,358	0	0	0	0	0	0	0
			9070		0	0	0	0	0	0	0	0	0	0	0	0	0
			9080		0	0	0	0	0	0	0	0	0	0	0	0	0
			9090		16,341	14,688	14,950	14,853	15,743	14,369	9,031	9,438	8,530	15,148	13,801	14,618	15,480
			9100		1,890	33	0	28	3	0	48	44	188	361	361	375	361

9110	16,069	16,525	16,630	20,453	17,858	15,353	10,332	13,689	11,023	16,518	15,144	15,892	17,034
9120	1,798	0	570	2,601	0	0	123	111	479	919	919	955	919
9130	0	0	0	113	0	0	3	3	11	21	21	22	21
9160	0	0	0	0	0	0	0	0	0	0	0	0	0
9200	(8,202)	(28,148)	(83,719)	(5,656)	(25,190)	(6,052)	11,770	11,670	11,674	5,375	1,375	1,475	1,375
9210	57	(515)	(172,150)	45	3,492	0	(95,867)	(95,298)	(100,654)	(98,947)	(101,156)	(120,769)	(104,110)
9220	0	0	0	0	0	0	0	0	0	0	0	0	0
9230	1,891	22,863	2,195	(3,955)	(90,019)	5,387	(34,790)	(34,607)	(36,548)	(35,945)	(36,748)	(43,794)	(37,812)
9240	(295)	(295)	(292)	(347)	(347)	(347)	(8,761)	(8,761)	(8,761)	(8,384)	(8,384)	(8,384)	(8,384)
9250	7,374	7,295	9,251	7,831	8,031	8,432	73,078	71,327	68,471	86,175	81,268	84,618	88,686
9260	145,769	55,830	81,522	65,038	283,223	47,510	283,341	164,583	168,154	243,290	237,548	251,203	279,741
9270	0	0	0	0	0	0	0	0	0	0	0	0	0
9280	0	0	0	0	0	0	0	0	0	0	0	0	0
9290	0	0	0	0	0	0	0	0	0	0	0	0	0
9301	0	0	0	0	0	0	0	0	0	0	0	0	0
9302	241	480	0	0	7,500	230	20,244	10,218	19,535	29,016	10,073	10,266	10,151
9310	0	0	0	(0)	0	0	(0)	(0)	(0)	(0)	(0)	(0)	(0)
9320	0	0	0	0	0	0	0	0	0	0	0	0	0
	647,846	867,132	441,297	726,778	826,783	545,382	1,087,333	1,017,590	1,053,381	1,272,269	1,223,137	1,368,327	1,325,596

acct 9220 will not show up here for Div 91

									3.5%	3.5%	3.5%	3.5%	3.5%	3.5%				
192.7%	192.0%	191.1%	196.5%	194.7%	187.7%	191.7%	190.3%	190.3%	190.3%	190.3%	190.3%	190.3%	190.3%				*Linked to Sched. C.2.2 B 91*	
0.0%	0.0%	0.0%	0.0%	0.0%	0.0%	0.0%	0.0%	0.0%	0.0%	0.0%	0.0%	0.0%	0.0%				*and Sched. C.2.2-F 91 factors*	
							Test Year										*in KY Rev Req Model*	
																	Allocated	
							<== Budget	**Forecast ==>**						**<== Forecast**				
2025	2025	2025	2025	2025	2025	2025	2025	2025	2025	2025	2026	2026	2026				49.97%	49.97%
February	March	April	May	June	July	August	September	October	November	December	January	February	March		Base	Test	Base	Test
51	54	57	56	54	59	54	56	61	55	59	62	53	56					
12	12	13	13	12	13	12	13	14	12	13	14	12	13					
-	-	-	-	-	-	-	-	-	-	-	-	-	-					
8,290	8,695	9,149	9,118	8,666	9,575	8,647	9,101	9,802	8,914	9,473	9,994	8,580	9,000					
3,259	3,419	3,597	3,585	3,407	3,765	3,400	3,578	3,854	3,504	3,724	3,929	3,373	3,538					
65,701	68,916	72,509	72,265	68,681	75,888	68,529	72,130	77,686	70,644	75,075	79,209	68,000	71,328					
12,818	13,445	14,146	14,099	13,400	14,806	13,370	14,072	15,156	13,783	14,647	15,454	13,267	13,916					
12,444	13,053	13,734	13,688	13,009	14,374	12,980	13,662	14,715	13,381	14,220	15,003	12,880	13,510					
105,449	110,609	116,375	115,984	110,232	121,799	109,989	115,767	124,685	113,382	120,494	127,129	109,139	114,480					
18,538	19,445	20,459	20,390	19,379	21,412	19,336	20,352	21,920	19,932	21,183	22,349	19,187	20,125					
7,602	7,974	8,390	8,362	7,947	8,781	7,929	8,346	8,989	8,174	8,687	9,165	7,868	8,253					
8,068	8,463	8,904	8,874	8,434	9,319	8,415	8,857	9,540	8,675	9,219	9,727	8,350	8,759					
295,450	309,908	326,065	324,970	308,851	341,262	308,171	324,361	349,349	317,679	337,605	356,195	305,791	320,755					
(277,989)	(291,592)	(306,794)	(305,764)	(290,598)	(321,094)	(289,958)	(305,191)	(328,702)	(298,904)	(317,653)	(335,144)	(287,719)	(301,798)					
375	393	413	412	392	433	391	411	443	403	428	452	388	407					
(186)	(195)	(205)	(204)	(194)	(215)	(194)	(204)	(220)	(200)	(212)	(224)	(192)	(202)					
(210)	(220)	(231)	(230)	(219)	(242)	(219)	(230)	(248)	(225)	(239)	(253)	(217)	(227)					
1	1	1	1	1	1	1	1	1	1	1	1	1	1					
6	7	7	7	7	7	7	7	7	7	7	8	7	7					
-	-	-	-	-	-	-	-	-	-	-	-	-	-					
3	3	3	3	3	3	3	3	3	3	3	3	3	3					
-	-	-	-	-	-	-	-	-	-	-	-	-	-					
5	5	5	5	5	6	5	5	6	5	5	6	5	5					
105	110	116	116	110	121	110	115	124	113	120	127	109	114					
(132)	(139)	(146)	(146)	(138)	(153)	(138)	(145)	(157)	(142)	(151)	(160)	(137)	(144)					
-	-	-	-	-	-	-	-	-	-	-	-	-	-					
3	3	3	3	3	3	3	3	3	3	3	3	3	3					
-	-	-	-	-	-	-	-	-	-	-	-	-	-					
200,806	210,632	221,613	220,869	209,914	231,943	209,452	220,456	237,439	215,914	229,457	242,092	207,834	218,004					
(218,267)	(228,948)	(240,884)	(240,075)	(228,167)	(252,111)	(227,664)	(239,625)	(258,085)	(234,689)	(249,409)	(263,143)	(225,906)	(236,961)					
(375)	(393)	(413)	(412)	(392)	(433)	(391)	(411)	(443)	(403)	(428)	(452)	(388)	(407)					
241,826	253,660	266,884	265,988	252,795	279,324	252,238	265,490	285,942	260,021	276,330	291,546	250,290	262,538		2,909,946	3,209,387	1,454,100	1,603,731
-	-	-	-	-	-	-	-	-	-	-	-	-	-					
58,731	61,395	64,293	65,869	62,033	66,096	60,942	63,681	67,030	62,614	65,629	69,290	58,731	61,395					
36,832	38,502	40,320	41,308	38,903	41,450	38,218	39,936	42,036	39,267	41,158	43,453	36,832	38,502					
(28,305)	(29,588)	(30,985)	(31,744)	(29,896)	(31,854)	(29,370)	(30,690)	(32,304)	(30,176)	(31,629)	(33,393)	(28,305)	(29,588)					
(8,822)	(9,222)	(9,658)	(9,894)	(9,318)	(9,929)	(9,154)	(9,566)	(10,069)	(9,405)	(9,858)	(10,408)	(8,822)	(9,222)					
1,169	1,222	1,280	1,311	1,235	1,316	1,213	1,268	1,334	1,247	1,307	1,379	1,169	1,222					
64,092	66,998	70,161	71,881	67,695	72,129	66,504	69,494	73,148	68,329	71,619	75,614	64,092	66,998					
435,568	455,319	476,814	488,500	460,056	490,186	451,963	472,278	497,111	464,360	486,722	513,871	435,568	455,319					
(269,773)	(282,006)	(295,319)	(302,557)	(284,940)	(303,601)	(279,927)	(292,510)	(307,890)	(287,606)	(301,456)	(318,270)	(269,773)	(282,006)					
93,813	98,067	102,696	105,213	99,087	105,576	97,344	101,719	107,068	100,014	104,830	110,678	93,813	98,067					
30,083	31,447	32,932	33,739	31,774	33,855	31,215	32,618	34,334	32,072	33,616	35,491	30,083	31,447					
7,185	7,511	7,866	8,059	7,589	8,086	7,456	7,791	8,201	7,660	8,029	8,477	7,185	7,511					
41,103	42,967	44,995	46,098	43,414	46,257	42,650	44,567	46,910	43,820	45,930	48,492	41,103	42,967					
48,961	51,181	53,597	54,911	51,714	55,101	50,804	53,088	55,879	52,198	54,711	57,763	48,961	51,181					
5,681	5,938	6,218	6,371	6,000	6,393	5,894	6,159	6,483	6,056	6,348	6,702	5,681	5,938					
17,764	18,569	19,446	19,922	18,762	19,991	18,432	19,261	20,274	18,938	19,850	20,957	17,764	18,569					
15,858	16,577	17,360	17,785	16,750	17,847	16,455	17,195	18,099	16,906	17,721	18,709	15,858	16,577					
(8,351)	(8,730)	(9,142)	(9,366)	(8,821)	(9,398)	(8,665)	(9,055)	(9,531)	(8,903)	(9,332)	(9,852)	(8,351)	(8,730)					
(258,380)	(270,097)	(282,847)	(289,780)	(272,906)	(290,779)	(268,105)	(280,157)	(294,887)	(275,460)	(288,725)	(304,829)	(258,380)	(270,097)					
(57,502)	(60,110)	(62,947)	(64,490)	(60,735)	(64,712)	(59,666)	(62,348)	(65,627)	(61,303)	(64,255)	(67,839)	(57,502)	(60,110)					
-	-	-	-	-	-	-	-	-	-	-	-	-	-					
(27,323)	(28,562)	(29,910)	(30,644)	(28,859)	(30,749)	(28,352)	(29,626)	(31,184)	(29,129)	(30,532)	(32,235)	(27,323)	(28,562)					
41,891	43,791	45,858	46,982	44,246	47,144	43,468	45,422	47,810	44,660	46,811	49,422	41,891	43,791					
-	-	-	-	-	-	-	-	-	-	-	-	-	-					
240,275	251,171	263,027	269,474	253,783	270,404	249,319	260,526	274,224	256,158	268,493	283,469	240,275	251,171		1,615,312	3,140,324	807,171	1,569,220
-	-	-	-	-	-	-	(0)	-	-	-	-	-	-					
3,103	2,521	2,380	3,902	2,355	5,785	353	396	2,136	2,500	2,729	3,594	3,103	2,521					
-	-	-	-	-	-	-	-	-	-	-	-	-	-					
62	51	48	78	47	116	7	8	43	50	55	72	62	51					
298	242	228	375	226	555	34	38	205	240	262	345	298	242					
43	35	33	54	33	80	5	5	30	35	38	50	43	35					
369	300	283	465	280	689	42	47	254	298	325	428	369	300					
(266)	(216)	(204)	(335)	(202)	(496)	(30)	(34)	(183)	(214)	(234)	(308)	(266)	(216)					
(56)	(46)	(43)	(71)	(43)	(105)	(6)	(7)	(39)	(45)	(49)	(65)	(56)	(46)					
(248)	(202)	(190)	(312)	(189)	(463)	(28)	(32)	(171)	(200)	(218)	(288)	(248)	(202)					
(11)	(9)	(8)	(14)	(8)	(21)	(1)	(1)	(8)	(9)	(10)	(13)	(11)	(9)					
(25,731)	(20,912)	(19,735)	(32,365)	(19,532)	(47,979)	(2,928)	(3,282)	(17,717)	(20,735)	(22,634)	(29,807)	(25,731)	(20,912)					
255,565	207,699	196,014	321,452	193,990	476,528	29,080	32,593	175,964	205,939	224,807	296,045	255,565	207,699					
(204,859)	(166,490)	(157,123)	(257,674)	(155,501)	(381,981)	(23,310)	(26,127)	(141,051)	(165,079)	(180,203)	(237,307)	(204,859)	(166,490)					
23,405	19,021	17,951	29,439	17,766	43,641	2,663	2,985	16,115	18,860	20,588	27,112	23,405	19,021					
10,115	8,221	7,758	12,723	7,678	18,861	1,151	1,290	6,965	8,151	8,898	11,717	10,115	8,221					
71	58	54	89	54	132	8	9	49	57	62	82	71	58					
(649)	(528)	(498)	(817)	(493)	(1,211)	(74)	(83)	(447)	(523)	(571)	(752)	(649)	(528)					
951	773	729	1,196	722	1,773	108	121	655	766	837	1,102	951	773					
(780)	(634)	(598)	(981)	(592)	(1,454)	(89)	(99)	(537)	(628)	(686)	(903)	(780)	(634)					
2,617	2,127	2,008	3,292	1,987	4,880	298	334	1,802	2,109	2,302	3,032	2,617	2,127					
(750)	(610)	(575)	(944)	(570)	(1,399)	(85)	(96)	(517)	(605)	(660)	(869)	(750)	(610)					
-	-	-	-	-	-	-	-	-	-	-	-	-	-					

56	45	43	70	42	104	6	7	38	45	49	65	56	45				
87	70	66	109	66	161	10	11	60	70	76	100	87	70				
1,476	1,200	1,132	1,857	1,121	2,753	168	188	1,016	1,190	1,299	1,710	1,476	1,200				
10	8	8	13	8	19	1	1	7	8	9	12	10	8				
64,877	52,726	49,759	81,603	49,245	120,969	7,382	8,274	44,670	52,279	57,068	75,153	64,877	52,726	872,345	664,005	435,911	331,803
-	-	-	-	-	-	-	-	-	-	-	-	-	-				
6,689	7,014	7,144	7,144	7,144	7,144	7,144	7,144	6,689	6,689	6,689	6,689	6,689	7,014				
11,693	12,260	12,489	12,489	12,489	12,489	12,489	12,489	11,693	11,693	11,693	11,693	11,693	12,260				
(15,073)	(15,805)	(16,099)	(16,099)	(16,099)	(16,099)	(16,099)	(16,099)	(15,073)	(15,073)	(15,073)	(15,073)	(15,073)	(15,805)				
2,420	2,537	2,585	2,585	2,585	2,585	2,585	2,585	2,420	2,420	2,420	2,420	2,420	2,537				
9,229	9,677	9,858	9,858	9,858	9,858	9,858	9,858	9,229	9,229	9,229	9,229	9,229	9,677				
14,958	15,684	15,976	15,976	15,976	15,976	15,976	15,976	14,958	14,958	14,958	14,958	14,958	15,684	95,194	186,329	47,568	93,109
-	-	-	-	-	-	-	-	-	-	-	-	-	-				
-	-	-	-	-	-	-	-	-	-	-	-	-	-				
15,179	16,121	15,144	15,162	17,661	14,984	16,196	16,440	15,025	15,530	15,956	15,715	15,179	16,121				
(0)	(0)	(0)	(0)	(0)	(0)	(0)	(0)	(0)	(0)	(0)	(0)	(0)	(0)				
-	-	-	-	-	-	-	-	-	-	-	-	-	-				
200,140	212,563	199,678	199,917	232,867	197,562	213,551	216,768	198,110	204,765	210,384	207,200	200,140	212,563				
(1,318)	(1,399)	(1,314)	(1,316)	(1,533)	(1,301)	(1,406)	(1,427)	(1,304)	(1,348)	(1,385)	(1,364)	(1,318)	(1,399)				
0	0	0	0	0	0	0	0	0	0	0	0	0	0				
(176,423)	(187,373)	(176,016)	(176,226)	(205,272)	(174,150)	(188,245)	(191,080)	(174,634)	(180,500)	(185,453)	(182,646)	(176,423)	(187,373)				
1,607	1,706	1,603	1,605	1,869	1,586	1,714	1,740	1,590	1,644	1,689	1,663	1,607	1,706				
1,278	1,358	1,275	1,277	1,487	1,262	1,364	1,384	1,265	1,308	1,344	1,323	1,278	1,358				
2,815	2,990	2,809	2,812	3,276	2,779	3,004	3,049	2,787	2,880	2,959	2,915	2,815	2,990				
258	274	257	258	300	254	275	279	255	264	271	267	258	274				
246	261	245	245	286	243	262	266	243	251	258	254	246	261				
782	831	781	782	910	772	835	847	775	801	823	810	782	831				
978	1,039	976	977	1,138	965	1,043	1,059	968	1,000	1,028	1,012	978	1,039				
217	231	217	217	253	215	232	235	215	222	229	225	217	231				
109	115	108	109	126	107	116	118	108	111	114	113	109	115				
761	808	759	760	885	751	812	824	753	778	800	788	761	808				
-	-	-	-	-	-	-	-	-	-	-	-	-	-				
377	401	376	377	439	372	402	408	373	386	396	390	377	401				
1,373	1,459	1,370	1,372	1,598	1,356	1,465	1,487	1,359	1,405	1,444	1,422	1,373	1,459				
(802)	(852)	(800)	(801)	(933)	(792)	(856)	(868)	(794)	(820)	(843)	(830)	(802)	(852)				
(624)	(662)	(622)	(623)	(726)	(616)	(666)	(676)	(617)	(638)	(656)	(646)	(624)	(662)				
(2,309)	(2,452)	(2,303)	(2,306)	(2,686)	(2,279)	(2,463)	(2,500)	(2,285)	(2,362)	(2,427)	(2,390)	(2,309)	(2,452)				
44,646	47,417	44,543	44,596	51,947	44,071	47,638	48,355	44,193	45,678	46,931	46,221	44,646	47,417	371,101	556,237	185,439	277,952
-	-	-	-	-	-	-	-	-	0	-	-	-	-				
111	111	113	126	126	126	126	126	111	111	111	111	111	111				
(429)	(429)	(435)	(486)	(486)	(486)	(486)	(486)	(429)	(429)	(429)	(429)	(429)	(429)				
(19,295)	(19,295)	(19,578)	(21,855)	(21,855)	(21,855)	(21,855)	(21,856)	(19,295)	(19,295)	(19,295)	(19,295)	(19,295)	(19,295)				
(8)	(8)	(8)	(9)	(9)	(9)	(9)	(9)	(8)	(8)	(8)	(8)	(8)	(8)				
-	-	-	-	-	-	-	-	-	-	-	-	-	-				
-	-	-	-	-	-	-	-	-	-	-	-	-	-				
570	570	578	645	645	645	645	646	570	570	570	570	570	570				
16,808	16,808	17,055	19,039	19,039	19,039	19,039	19,039	16,808	16,808	16,808	16,808	16,808	16,808				
30	30	30	34	34	34	34	34	30	30	30	30	30	30				
11,780	11,780	11,953	13,343	13,343	13,343	13,343	13,343	11,780	11,780	11,780	11,780	11,780	11,780				
60	60	61	68	68	68	68	68	60	60	60	60	60	60				
1,749	1,749	1,774	1,981	1,981	1,981	1,981	1,981	1,749	1,749	1,749	1,749	1,749	1,749				
10	10	11	12	12	12	12	12	10	10	10	10	10	10				
-	-	-	-	-	-	-	-	-	-	-	-	-	-				
(1,782)	(1,782)	(1,808)	(2,019)	(2,019)	(2,019)	(2,019)	(2,019)	(1,782)	(1,782)	(1,782)	(1,782)	(1,782)	(1,782)				
1,122	1,122	1,138	1,271	1,271	1,271	1,271	1,271	1,122	1,122	1,122	1,122	1,122	1,122				
2,195	2,195	2,227	2,486	2,486	2,486	2,486	2,486	2,195	2,195	2,195	2,195	2,195	2,195				
12,921	12,921	13,111	14,635	14,635	14,635	14,635	14,636	12,921	12,921	12,921	12,921	12,921	12,921	113,198	163,813	56,565	81,858
-	-	-	-	-	-	-	-	-	-	-	-	-	-				
-	-	-	-	-	-	-	-	-	-	-	-	-	-				
279	339	279	279	324	279	279	339	279	279	324	279	279	339				
-	-	-	-	-	-	-	-	-	-	-	-	-	-				
3	3	3	3	3	3	3	3	3	3	3	3	3	3				
457	556	457	457	532	457	457	556	457	457	532	457	457	556				
514	625	514	514	598	514	514	625	514	514	598	514	514	625				
25	30	25	25	29	25	25	30	25	25	29	25	25	30				
106	129	106	106	124	106	106	129	106	106	124	106	106	129				
16	19	16	16	19	16	16	19	16	16	19	16	16	19				
3,162	3,849	3,163	3,163	3,678	3,163	3,163	3,846	3,163	3,163	3,677	3,162	3,162	3,849				
-	-	-	-	-	-	-	-	-	-	-	-	-	-				
43	53	43	43	50	43	43	53	43	43	50	43	43	53				
4,605	5,605	4,605	4,605	5,355	4,605	4,605	5,601	4,605	4,605	5,355	4,605	4,605	5,605	47,757	58,759	23,864	29,362
-	-	-	-	-	-	-	-	-	-	-	-	-	-				
334	336	1,775	334	336	334	334	336	335	334	336	334	334	336				
16,459	16,577	87,547	16,459	16,577	16,459	16,459	16,577	16,535	16,459	16,577	16,459	16,459	16,577				
585	589	3,112	585	589	585	585	589	588	585	589	585	585	589				
44	45	235	44	45	44	44	45	44	44	45	44	44	45				
17,422	17,547	92,669	17,422	17,547	17,422	17,422	17,547	17,503	17,422	17,547	17,422	17,422	17,547	210,892	284,895	105,383	142,362
-	-	-	-	-	-	-	-	-	-	-	-	-	-				
(9,311)	(9,157)	(8,777)	(8,478)	(8,465)	(8,358)	(8,501)	(8,461)	(8,175)	(8,781)	(9,222)	(9,159)	(9,311)	(9,157)				
91	90	86	83	83	82	83	83	80	86	90	90	91	90				
2	2	2	2	2	2	2	2	1	2	2	2	2	2				
69	68	65	63	63	62	63	63	61	65	68	68	69	68				
14,740	14,496	13,894	13,421	13,400	13,232	13,457	13,394	12,942	13,901	14,599	14,499	14,740	14,496				
6,703	6,592	6,318	6,103	6,094	6,017	6,120	6,091	5,885	6,321	6,639	6,593	6,703	6,592				
4	3	3	3	3	3	3	3	3	3	4	3	4	3				
20,590	20,250	19,409	18,748	18,719	18,484	18,798	18,711	18,078	19,418	20,394	20,254	20,590	20,250				
14,403	14,165	13,577	13,115	13,094	12,930	13,150	13,088	12,646	13,583	14,266	14,168	14,403	14,165				
34,143	33,579	32,185	31,089	31,041	30,650	31,172	31,026	29,978	32,199	33,817	33,585	34,143	33,579				
1,324	1,303	1,249	1,206	1,204	1,189	1,209	1,204	1,163	1,249	1,312	1,303	1,324	1,303				

10	9	9	9	9	9	9	9	8	9	10	9	10	9				
(50,200)	(49,371)	(47,321)	(45,710)	(45,640)	(45,065)	(45,833)	(45,618)	(44,077)	(47,343)	(49,722)	(49,380)	(50,200)	(49,371)				
(75)	(74)	(71)	(68)	(68)	(67)	(68)	(68)	(66)	(71)	(74)	(74)	(75)	(74)				
(8)	(8)	(7)	(7)	(7)	(7)	(7)	(7)	(7)	(7)	(8)	(8)	(8)	(8)				
32,484	31,947	30,621	29,578	29,532	29,161	29,657	29,519	28,521	30,635	32,174	31,953	32,484	31,947	234,131	365,782	116,995	182,781
-	-	-	-	-	-	-	-	-	-	-	-	-	-				
76,688	80,619	76,688	76,688	79,636	76,688	77,366	81,297	76,688	76,688	79,636	76,688	76,688	80,619				
31	33	31	31	33	31	32	33	31	31	33	31	31	33				
-	-	-	-	-	-	-	-	-	-	-	-	-	-				
-	-	-	-	-	-	-	-	-	-	-	-	-	-				
9	10	9	9	10	9	9	10	9	9	10	9	9	10				
335	352	335	335	348	335	338	355	335	335	348	335	335	352				
21	22	21	21	22	21	21	22	21	21	22	21	21	22				
8	9	8	8	9	8	8	9	8	8	9	8	8	9				
-	-	-	-	-	-	-	-	-	-	-	-	-	-				
26	28	26	26	27	26	27	28	26	26	27	26	26	28				
-	-	-	-	-	-	-	-	-	-	-	-	-	-				
919	967	919	919	955	919	928	975	919	919	955	919	919	967				
78,039	82,039	78,039	78,039	81,039	78,039	78,729	82,729	78,039	78,039	81,039	78,039	78,039	82,039	719,327	951,845	359,448	475,637
-	-	-	-	-	-	-	-	-	-	-	-	-	-				
-	-	-	-	-	-	-	-	-	-	-	-	-	-				
-	-	-	-	-	-	-	-	-	-	-	-	-	-				
-	-	-	-	-	-	-	-	-	-	-	-	-	-	2,330	-	1,164	-
-	-	-	-	-	-	-	-	-	-	-	-	-	-				
437	500	441	796	1,109	900	459	1,371	1,278	444	452	447	437	500				
597	683	603	1,088	1,515	1,230	627	1,873	1,746	606	618	611	597	683				
122	140	124	223	311	252	129	384	358	124	127	125	122	140				
9,324	10,665	9,416	17,001	23,669	19,222	9,798	29,273	27,286	9,471	9,652	9,544	9,324	10,665				
10,479	11,987	10,583	19,108	26,603	21,604	11,012	32,902	30,668	10,645	10,849	10,727	10,479	11,987	113,518	207,170	56,725	103,523
-	-	-	-	-	-	-	-	-	-	-	-	-	-				
459	584	459	459	459	459	459	585	459	459	459	459	459	584				
9	11	9	9	9	9	9	11	9	9	9	9	9	11				
8	10	8	8	8	8	8	10	8	8	8	8	8	10				
5	7	5	5	5	5	5	7	5	5	5	5	5	7				
437	556	437	437	437	437	437	557	437	437	437	437	437	556				
918	1,168	918	918	918	918	918	1,170	918	918	918	918	918	1,168	15,279	11,512	7,635	5,753
-	-	-	-	-	-	-	-	-	-	-	-	-	-				
123	267	135	154	166	130	360	216	128	122	117	140	123	267				
493	1,075	541	621	668	523	1,447	867	514	492	472	564	493	1,075				
23	51	26	29	32	25	68	41	24	23	22	27	23	51				
597	1,303	656	753	810	634	1,754	1,051	623	596	572	684	597	1,303				
-	-	-	-	-	-	-	-	-	-	-	-	-	-				
8,286	18,075	9,106	10,441	11,241	8,796	24,332	14,575	8,638	8,270	7,933	9,486	8,286	18,075				
-	-	-	-	-	-	-	-	-	-	-	-	-	-				
607	1,325	667	765	824	645	1,784	1,068	633	606	582	695	607	1,325				
83	181	91	105	113	88	244	146	86	83	79	95	83	181				
-	-	-	-	-	-	-	-	-	-	-	-	-	-				
-	-	-	-	-	-	-	-	-	-	-	-	-	-				
161	352	177	203	219	171	474	284	168	161	155	185	161	352				
7,296	15,916	8,018	9,193	9,898	7,745	21,425	12,834	7,606	7,282	6,986	8,352	7,296	15,916				
-	-	-	-	-	-	-	-	-	-	-	-	-	-				
227	495	250	286	308	241	667	399	237	227	217	260	227	495				
37	81	41	47	50	39	109	65	39	37	35	42	37	81				
-	-	-	-	-	-	-	-	-	-	-	-	-	-				
289	630	318	364	392	307	848	508	301	288	277	331	289	630				
732	1,596	804	922	993	777	2,149	1,287	763	730	701	838	732	1,596				
129	281	141	162	175	137	378	226	134	128	123	147	129	281				
574	1,253	631	724	779	610	1,687	1,011	599	573	550	658	574	1,253				
10,077	21,981	11,073	12,696	13,669	10,696	29,589	17,724	10,505	10,057	9,647	11,535	10,077	21,981				
200	437	220	253	272	213	589	353	209	200	192	229	200	437				
282	615	310	355	382	299	827	496	294	281	270	323	282	615				
106	231	116	133	144	112	311	186	110	106	101	121	106	231				
10,429	22,748	11,460	13,140	14,147	11,070	30,623	18,344	10,871	10,408	9,984	11,938	10,429	22,748				
40,751	88,893	44,782	51,346	55,282	43,256	119,664	71,681	42,482	40,673	39,016	46,650	40,751	88,893	622,075	684,478	310,851	342,033
-	-	-	-	-	-	-	-	-	-	-	-	-	-				
4,759	22,731	7,120	4,478	21,974	6,080	4,787	23,574	4,478	4,478	21,749	5,812	4,759	22,731				
-	-	-	-	-	-	-	-	-	-	-	-	-	-				
1,752	8,367	2,621	1,648	8,089	2,238	1,762	8,678	1,648	1,648	8,006	2,140	1,752	8,367				
23	111	35	22	107	30	23	115	22	22	106	28	23	111				
-	-	-	-	-	-	-	-	-	-	-	-	-	-				
-	-	-	-	-	-	-	-	-	-	-	-	-	-				
1,194	5,705	1,787	1,124	5,515	1,526	1,201	5,916	1,124	1,124	5,458	1,459	1,194	5,705				
596	2,846	891	561	2,751	761	599	2,951	561	561	2,722	728	596	2,846				
18	86	27	17	83	23	18	89	17	17	83	22	18	86				
131	627	196	123	606	168	132	650	123	123	599	160	131	627				
8,473	40,473	12,677	7,973	39,124	10,826	8,524	41,974	7,973	7,973	38,723	10,349	8,473	40,473	173,320	235,058	86,608	117,458
-	-	-	-	-	-	-	-	-	-	-	-	-	-				
(91,797)	(117,302)	(103,436)	(103,381)	(104,366)	(85,359)	(84,688)	(102,334)	(81,064)	(82,874)	(98,765)	(85,275)	(91,797)	(117,302)				
-	-	-	-	-	-	-	-	-	-	-	-	-	-				
153,421	196,047	172,873	172,781	174,428	142,661	141,539	171,031	135,483	138,508	165,066	142,520	153,421	196,047				
5,509	7,039	6,207	6,204	6,263	5,122	5,082	6,141	4,865	4,973	5,927	5,117	5,509	7,039				
(113,525)	(145,066)	(127,918)	(127,850)	(129,069)	(105,563)	(104,733)	(126,555)	(100,251)	(102,490)	(122,141)	(105,459)	(113,525)	(145,066)				
25,567	32,670	28,808	28,793	29,067	23,774	23,587	28,501	22,577	23,081	27,507	23,750	25,567	32,670	178,426	317,682		
518,602	662,688	584,356	584,044	589,611	482,232	478,440	578,129	457,967	468,194	557,966	481,756	518,602	662,688				
8,937	11,420	10,070	10,065	10,161	8,310	8,245	9,963	7,892	8,069	9,616	8,302	8,937	11,420				
(66,271)	(84,683)	(74,673)	(74,634)	(75,345)	(61,623)	(61,139)	(73,878)	(58,523)	(59,829)	(71,301)	(61,562)	(66,271)	(84,683)	(462,496)	(823,461)		
440,443	562,814	496,287	496,022	500,750	409,554	406,334	490,999	388,947	397,632	473,875	409,150	440,443	562,814	3,073,792	5,472,805	1,535,974	2,734,761
-	-	-	-	-	-	-	-	-	-	-	-	-	-				
-	-	-	-	-	-	-	-	-	-	-	-	-	-				

-	-	-	-	-	-	-	-	-	-	-	-	-	-	1,358	-	679	-
-	-	-	-	-	-	-	-	-	-	-	-	-	-				
1,375	1,375	1,475	1,375	1,375	1,475	1,375	1,379	5,375	1,375	1,475	1,375	1,375	1,375				
(0)	(0)	(0)	(0)	(0)	(0)	(0)	(0)	(2)	(0)	(0)	(0)	(0)	(0)				
4	4	5	4	4	5	4	4	18	4	5	4	4	4				
(4)	(4)	(4)	(4)	(4)	(4)	(4)	(4)	(16)	(4)	(4)	(4)	(4)	(4)				
1,375	1,375	1,475	1,375	1,375	1,475	1,375	1,379	5,375	1,375	1,475	1,375	1,375	1,375	(113,619)	20,800	(56,775)	10,394
-	-	-	-	-	-	-	-	-	-	-	-	-	-				
1,254,492	1,477,425	1,425,956	1,398,658	1,395,907	1,362,239	1,265,428	1,388,756	1,281,938	1,231,930	1,377,671	1,335,456	1,262,956	1,486,303	11,077,254	16,213,198	5,535,304	8,101,735
-	-	-	-	-	-	-	-							10,793,185	15,707,420	49.97%	49.97%
-	-	-	-	-	-	-	-	-	-	-	-	-	-	284,070	505,779		
10,115	8,221	7,758	12,723	7,678	18,861	1,151	1,290	6,965	8,151	8,898	11,717	10,115	8,221				
23,476	19,079	18,006	29,528	17,820	43,773	2,671	2,994	16,164	18,917	20,650	27,194	23,476	19,079				
(25,731)	(20,912)	(19,735)	(32,365)	(19,532)	(47,979)	(2,928)	(3,282)	(17,717)	(20,735)	(22,634)	(29,807)	(25,731)	(20,912)				
7,860	6,388	6,028	9,886	5,966	14,655	894	1,002	5,412	6,333	6,914	9,105	7,860	6,388				
33,591	27,299	25,764	42,251	25,498	62,634	3,822	4,284	23,128	27,068	29,548	38,911	33,591	27,299				
76.60%	76.60%	76.60%	76.60%	76.60%	76.60%	76.60%	76.60%	76.60%	76.60%	76.60%	76.60%	76.60%	76.60%				
16	*17*	*18*	*19*	*20*	*21*	*22*	*23*	*24*	*25*	*26*	*27*	*28*	*29*				
0	0	0	0	0	0	0	0	0	0	0	0	0	0				
0	0	0	0	0	0	0	0	0	0	0	0	0	0				
0	0	0	0	0	0	0	0	0	0	0	0	0	0				
0	0	0	0	0	0	0	0	0	0	0	0	0	0				
109	115	108	109	126	107	116	118	108	111	114	113	109	115				
137	145	137	137	159	135	146	148	136	140	144	142	137	145				
0	0	0	0	0	0	0	0	0	0	0	0	0	0				
0	0	0	0	0	0	0	0	0	0	0	0	0	0				
246	261	245	245	286	243	262	266	243	251	258	254	246	261				
0	0	0	0	0	0	0	0	0	0	0	0	0	0				
1,072	1,138	1,069	1,070	1,247	1,058	1,143	1,161	1,061	1,096	1,127	1,109	1,072	1,138				
0	0	0	0	0	0	0	0	0	0	0	0	0	0				
0	0	0	0	0	0	0	0	0	0	0	0	0	0				
0	0	0	0	0	0	0	0	0	0	0	0	0	0				
0	0	0	0	0	0	0	0	0	0	0	0	0	0				
0	0	0	0	0	0	0	0	0	0	0	0	0	0				
0	0	0	0	0	0	0	0	0	0	0	0	0	0				
0	0	0	0	0	0	0	0	0	0	0	0	0	0				
0	0	0	0	0	0	0	0	0	0	0	0	0	0				
0	0	0	0	0	0	0	0	0	0	0	0	0	0				
0	0	0	0	0	0	0	0	0	0	0	0	0	0				
176	187	176	176	205	174	188	191	174	180	185	182	176	187				
217	231	217	217	253	215	232	235	215	222	229	225	217	231				
0	0	0	0	0	0	0	0	0	0	0	0	0	0				
0	0	0	0	0	0	0	0	0	0	0	0	0	0				
2,420	2,537	2,585	2,585	2,585	2,585	2,585	2,585	2,420	2,420	2,420	2,420	2,420	2,537				
0	0	0	0	0	0	0	0	0	0	0	0	0	0				
0	0	0	0	0	0	0	0	0	0	0	0	0	0				
0	0	0	0	0	0	0	0	0	0	0	0	0	0				
0	0	0	0	0	0	0	0	0	0	0	0	0	0				
0	0	0	0	0	0	0	0	0	0	0	0	0	0				
200,934	257,843	281,160	207,393	236,468	227,289	279,940	262,643	228,669	215,138	238,736	235,822	204,619	261,708				
0	0	0	0	0	0	0	0	0	0	0	0	0	0				
0	0	0	0	0	0	0	0	0	0	0	0	0	0				
0	0	0	0	0	0	0	0	0	0	0	0	0	0				
32,229	35,706	34,629	35,780	37,092	36,986	35,075	38,292	35,524	33,566	37,052	36,180	32,870	36,379				
9,579	11,434	10,468	10,642	10,442	10,865	12,033	11,308	11,000	10,141	10,739	11,310	9,845	11,713				
0	0	0	0	0	0	0	0	0	0	0	0	0	0				
0	0	0	0	0	0	0	0	0	0	0	0	0	0				
8,074	8,469	8,911	8,881	8,440	9,326	8,422	8,864	9,547	8,682	9,226	9,734	8,357	8,766				
0	0	0	0	0	0	0	0	0	0	0	0	0	0				
153,429	196,056	172,881	172,788	174,435	142,669	141,547	171,041	135,491	138,516	165,074	142,528	153,429	196,056				
40,270	42,769	40,177	40,225	46,855	39,751	42,968	43,615	39,861	41,200	42,331	41,690	40,270	42,769				
0	0	0	0	0	0	0	0	0	0	0	0	0	0				
0	0	0	0	0	0	0	0	0	0	0	0	0	0				
51	54	57	56	54	59	54	56	61	55	59	62	53	56				
0	0	0	0	0	0	0	0	0	0	0	0	0	0				
0	0	0	0	0	0	0	0	0	0	0	0	0	0				
14	15	16	16	15	17	15	16	17	16	17	17	15	16				
0	0	0	0	0	0	0	0	0	0	0	0	0	0				
0	0	0	0	0	0	0	0	0	0	0	0	0	0				
0	0	0	0	0	0	0	0	0	0	0	0	0	0				
0	0	0	0	0	0	0	0	0	0	0	0	0	0				
8,560	9,280	9,446	9,458	9,031	9,863	9,431	9,573	10,085	9,184	9,732	10,304	8,850	9,584				
3,364	3,529	3,713	3,700	3,517	3,886	3,509	3,693	3,978	3,617	3,844	4,056	3,482	3,652				
599,134	751,030	673,562	673,077	675,274	571,948	561,630	667,115	548,793	552,253	648,933	574,813	601,429	753,437				
0	0	0	0	0	0	0	0	0	0	0	0	0	0				
0	0	0	0	0	0	0	0	0	0	0	0	0	0				
0	0	0	0	0	0	0	0	0	0	0	0	0	0				
13,303	14,452	14,866	14,699	14,042	15,318	14,709	14,892	15,661	14,267	15,114	16,002	13,752	14,922				
361	380	361	361	375	361	365	383	361	361	375	361	361	380				

14,674	17,736	16,155	16,469	15,979	16,780	19,160	17,434	17,016	15,596	16,373	17,541	15,110	18,193
919	967	919	919	955	919	928	975	919	919	955	919	919	967
21	22	21	21	22	21	21	22	21	21	22	21	21	22
0	0	0	0	0	0	0	0	0	0	0	0	0	0
1,375	1,375	1,475	1,375	1,375	1,475	1,375	1,379	5,375	1,375	1,475	1,375	1,375	1,375
(112,221)	(143,677)	(126,617)	(126,547)	(127,553)	(104,275)	(103,343)	(125,140)	(98,947)	(101,156)	(120,769)	(104,110)	(112,221)	(143,677)
0	0	0	0	0	0	0	0	0	0	0	0	0	0
(40,704)	(52,013)	(45,865)	(45,841)	(46,278)	(37,850)	(37,552)	(45,377)	(35,945)	(36,748)	(43,794)	(37,812)	(40,704)	(52,013)
(8,384)	(8,791)	(8,955)	(8,955)	(8,955)	(8,955)	(8,955)	(8,955)	(8,384)	(8,384)	(8,384)	(8,384)	(8,384)	(8,791)
76,954	80,481	83,930	85,681	81,419	85,933	80,206	83,250	86,175	81,268	84,618	88,686	76,954	80,481
238,261	234,351	240,096	275,835	232,862	314,890	188,798	197,830	243,290	237,548	251,203	279,741	238,261	234,351
0	0	0	0	0	0	0	0	0	0	0	0	0	0
0	0	0	0	0	0	0	0	0	0	0	0	0	0
0	0	0	0	0	0	0	0	0	0	0	0	0	0
0	0	0	0	0	0	0	0	0	0	0	0	0	0
9,916	11,344	10,014	18,085	25,180	20,447	10,421	31,142	29,016	10,073	10,266	10,151	9,916	11,344
(0)	(0)	(0)	(0)	(0)	(0)	(0)	(0)	(0)	(0)	(0)	(0)	(0)	(0)
0	0	0	0	0	0	0	0	0	0	0	0	0	0
1,254,492	1,477,425	1,425,956	1,398,658	1,395,907	1,362,239	1,265,428	1,388,756	1,281,938	1,231,930	1,377,671	1,335,456	1,262,956	1,486,303

View
USD-Regulatory
Company
Cost Center
Dallas Atmos Rate Division - 002DIV

		Fiscal 2023 July	Fiscal 2023 August	Fiscal 2023 September	Fiscal 2024 October	Fiscal 2024 November	Fiscal 2024 December	Fiscal 2024 January	Fiscal 2024 February	Fiscal 2024 March	Fiscal 2024 April	Fiscal 2024 May	Fiscal 2024 June
A9020-01000	Customer accounts-Meter readin - Non-project Labor 9020-01000	8,497	7,532	9,077	8,781	11,665	17,485	13,829	9,303	9,996	8,233	13,292	11,483
A9030-01000	Customer accounts-Customer rec - Non-project Labor 9030-01000	30,000	30,000	30,000	30,104	30,208	45,312	31,073	31,362	31,362	31,362	47,042	31,469
A9200-01000	A&G-Administrative & general s - Non-project Labor 9200-01000	4,446,284	4,495,574	4,455,185	4,452,420	4,371,395	6,551,387	4,375,382	4,391,197	4,387,513	4,352,945	6,599,558	4,515,269
A8700-01000	Distribution-Operation supervi - Non-project Labor 8700-01000	-	-	-	-	-	989	-	-	-	-	-	-
A8740-01000	Mains and Services Expenses - Non-project Labor 8740-01000	-	-	-	-	-	-	-	-	-	-	495	-
A9200-01001	A&G-Administrative & general s - Capital Labor 9200-01001	152,866	188,654	169,732	133,632	139,102	167,332	100,161	188,526	193,729	176,701	326,074	226,787
A8560-01002	Mains expenses - Capital Labor Contra 8560-01002	-	(232)	-	-	-	(2,835)	(3,827)	(8,110)	(7,930)	(7,982)	(14,682)	(8,260)
A8700-01002	Distribution-Operation supervi - Capital Labor Contra 8700-01002	(3,011)	(11,333)	(4,745)	(6,092)	(4,865)	(5,056)	(2,570)	(4,465)	(4,252)	(6,781)	(6,631)	(18,838)
A9090-01002	Customer service-Operating inf - Capital Labor Contra 9090-01002	-	-	-	-	-	-	-	-	-	-	-	-
A9200-01002	A&G-Administrative & general s - Capital Labor Contra 9200-01002	(112,189)	(154,431)	(141,425)	(112,661)	(105,335)	(128,544)	(86,875)	(171,057)	(178,612)	(168,947)	(310,792)	(210,459)
A8560-01006	Mains expenses - O&M Project Labor and Contra 8560-01006	-	-	-	-	-	-	-	-	-	-	-	-
A9200-01006	A&G-Administrative & general s - O&M Project Labor and Contra 9200-01006	363	423	302	982	1,373	4,347	3,390	285	7,928	7,410	5,600	5,343
A9230-01006	A&G-Outside services employed - O&M Project Labor and Contra 9230-01006	875	-	-	-	-	-	-	386	-	-	-	-
A9302-01006	Miscellaneous general expenses - O&M Project Labor and Contra 9302-01006	-	-	891	5,964	5,766	-	132	295	700	1,717	1,420	1,340
A8700-01008	Distribution-Operation supervi - Expense Labor Accrual 8700-01008	-	-	-	-	-	165	(165)	-	-	-	-	-
A8740-01008	Mains and Services Expenses - Expense Labor Accrual 8740-01008	-	-	-	-	-	-	-	-	-	-	83	(83)
A9020-01008	Customer accounts-Meter readin - Expense Labor Accrual 9020-01008	319	840	1,149	730	2,897	(5,251)	2,618	(1,346)	812	(58)	(2,724)	655
A9030-01008	Customer accounts-Customer rec - Expense Labor Accrual 9030-01008	1,500	4,500	1,500	3,062	3,083	(13,593)	4,877	1,683	1,568	3,136	(10,977)	27
A9200-01008	A&G-Administrative & general s - Expense Labor Accrual 9200-01008	230,324	689,205	204,545	444,297	404,364	(1,968,315)	658,855	190,844	207,899	465,992	(1,515,353)	29,293
A9230-01008	A&G-Outside services employed - Expense Labor Accrual 9230-01008	28	(262)	-	-	-	-	-	174	(174)	-	-	-
A9302-01008	Miscellaneous general expenses - Expense Labor Accrual 9302-01008	-	-	446	3,133	457	(4,036)	-	-	350	680	(793)	98
A9200-01010	A&G-Administrative & general s - PTO Accrual 9200-01010	-	-	-	-	-	-	-	-	-	-	-	-
A9200-01011	A&G-Administrative & general s - Capital Labor Transfer In 9200-01011	26,766	63,559	55,067	41,569	34,724	41,042	29,480	83,454	89,086	98,318	174,382	127,989
A8700-01011	Distribution-Operation supervi - Capital Labor Transfer In 8700-01011	3,011	11,333	4,745	6,092	4,865	5,056	2,570	4,465	4,252	6,781	6,631	18,838
A8560-01011	Mains expenses - Capital Labor Transfer In 8560-01011	-	232	-	-	-	2,835	3,827	8,110	7,930	7,982	14,682	8,260
A9090-01011	Customer service-Operating inf - Capital Labor Transfer In 9090-01011	-	-	-	-	-	-	-	-	-	-	-	-
A9200-01012	A&G-Administrative & general s - Capital Labor Transfer Out 9200-01012	(67,443)	(97,782)	(83,375)	(62,540)	(68,490)	(79,831)	(42,766)	(100,923)	(104,203)	(106,071)	(189,664)	(144,316)
A9302-01013	Miscellaneous general expenses - Expense Labor Transfer In 9302-01013	-	-	891	5,964	5,766	-	132	295	700	1,717	1,420	1,340
A9200-01013	A&G-Administrative & general s - Expense Labor Transfer In 9200-01013	363	423	302	982	1,246	374	-	-	1,993	810	1,557	128
A9302-01014	Miscellaneous general expenses - Expense Labor Transfer Out 9302-01014	-	-	(891)	(5,964)	(5,766)	-	(132)	(295)	(700)	(1,717)	(1,420)	(1,340)
A9200-01014	A&G-Administrative & general s - Expense Labor Transfer Out 9200-01014	(363)	(423)	(302)	(982)	(1,246)	(374)	-	-	(1,993)	(810)	(1,557)	(128)
A8560-01014	Mains expenses - Expense Labor Transfer Out 8560-01014	-	-	-	-	-	-	-	-	-	-	-	-
Labor	**Labor**	**4,718,190**	**5,227,812**	**4,703,096**	**4,949,473**	**4,831,208**	**4,628,489**	**5,089,991**	**4,624,183**	**4,647,953**	**4,871,415**	**5,137,643**	**4,594,895**
A9260-01202	A&G-Employee pensions and bene - Pension Benefits Load 9260-01202	128,301	142,185	127,892	112,690	109,989	105,430	115,972	103,699	103,611	110,860	116,978	104,611
A9260-01203	A&G-Employee pensions and bene - OPEB Benefits Load 9260-01203	98,113	108,730	97,800	95,885	93,587	89,708	98,678	88,235	88,160	94,328	99,534	89,011
A9260-01206	A&G-Employee pensions and bene - Pension Benefits Variance 9260-01206	(16,473)	(37,783)	(12,443)	(15,005)	(19,707)	(4,152)	(31,525)	(7,639)	(7,181)	(18,866)	(27,414)	592
A9260-01207	A&G-Employee pensions and bene - OPEB Benefits Variance 9260-01207	(5,574)	(21,900)	(2,432)	(6,695)	(10,716)	2,489	(20,745)	(579)	(149)	(10,101)	(17,411)	6,451
A9250-01208	A&G-Injuries & damages - Workers Comp Benefits Variance 9250-01208	391	6,966	(17,922)	13,690	277	(15,993)	(284)	859	(16,393)	1,348	933	(4,568)
A9250-01221	A&G-Injuries & damages - Workers Comp Benefits Load 9250-01221	8,692	9,562	8,660	8,431	8,458	7,922	9,157	7,949	7,972	8,487	8,861	7,717
A9260-01251	A&G-Employee pensions and bene - Medical Benefits Load 9260-01251	795,278	881,338	792,741	872,850	851,931	816,623	898,382	803,103	802,528	858,680	906,068	810,278
A9260-01252	A&G-Employee pensions and bene - Medical Benefits Variance 9260-01252	224,718	(110,135)	194,951	(9,618)	(93,094)	(123,695)	216,549	(163,641)	(153,881)	(372,047)	(746,452)	72,147
A9260-01253	A&G-Employee pensions and bene - Medical Benefits Projects 9260-01253	209	71	201	1,171	1,261	768	622	315	1,524	1,612	1,240	1,180
A9260-01257	A&G-Employee pensions and bene - ESOP Benefits Load 9260-01257	170,754	189,231	170,209	215,494	210,329	201,613	221,770	198,302	198,133	211,996	223,695	200,046
A9260-01258	A&G-Employee pensions and bene - ESOP Benefits Variance 9260-01258	(43,763)	56,668	13,421	(40,767)	(49,554)	(39,804)	(47,452)	(47,245)	(26,511)	(55,755)	(8,839)	(33,589)
A9260-01259	A&G-Employee pensions and bene - ESOP Benefits Projects 9260-01259	45	15	43	251	311	190	154	73	376	398	306	291
A9260-01261	A&G-Employee pensions and bene - Other Benefits Variance 9260-01261	3,763	7,110	7,141	17,511	(12,388)	(63)	(102,317)	12,152	69,232	7,032	6,957	(12,193)
A9260-01263	A&G-Employee pensions and bene - RSP FACC Benefits Load 9260-01263	85,377	94,616	85,104	110,713	108,059	103,581	113,937	101,880	101,793	108,915	114,926	102,776
A9260-01264	A&G-Employee pensions and bene - RSP FACC Benefits Variance 9260-01264	(11,880)	(23,868)	(4,793)	(50,488)	(48,232)	45,653	(290,716)	(21,132)	(23,015)	(33,555)	37,960	(12,356)
A9260-01265	A&G-Employee pensions and bene - RSP FACC Benefits Projects 9260-01265	22	8	22	126	160	97	79	37	193	204	157	150
A9260-01266	A&G-Employee pensions and bene - Life Benefits Load 9260-01266	9,434	10,455	9,404	11,862	11,578	11,098	12,208	10,916	10,906	11,670	12,313	11,012
A9260-01267	A&G-Employee pensions and bene - Life Benefits Variance 9260-01267	656	(972)	70,138	1,152	648	59,300	(500)	1,613	56,313	18,774	17,751	21,717
A9260-01268	A&G-Employee pensions and bene - Life Benefits Projects 9260-01268	2	1	2	14	17	10	8	4	21	22	17	16
A9260-01269	A&G-Employee pensions and bene - LTD Benefits Load 9260-01269	30,188	33,455	30,092	33,115	32,321	30,982	34,079	30,473	30,447	32,577	34,375	30,741
A9260-01270	A&G-Employee pensions and bene - LTD Benefits Variance 9260-01270	970	(4,066)	5,530	541	(857)	(6,726)	(4,323)	2,629	11,279	(4,126)	(6,653)	(3,392)
A9260-01271	A&G-Employee pensions and bene - LTD Benefits Projects 9260-01271	8	3	8	44	48	29	24	12	58	61	47	45
A9260-01291	A&G-Employee pensions and bene - Pension Benefits Projects 9260-01291	34	12	32	189	168	103	83	46	204	215	166	158
A9260-01292	A&G-Employee pensions and bene - OPEB Benefits Projects 9260-01292	26	9	25	144	138	84	68	37	167	177	136	130
A9250-01293	A&G-Injuries & damages - Workers Comp Benefits Projects 9250-01293	1	1	1	8	8	5	4	2	10	10	8	7
A9260-01294	A&G-Employee pensions and bene - NSC-OPEB Benefits Load 9260-01294	(124,999)	(138,526)	(124,600)	(120,598)	(117,707)	(112,829)	(124,110)	(110,976)	(110,882)	(118,640)	(125,187)	(111,952)
A9260-01295	A&G-Employee pensions and bene - NSC-OPEB Benefits Variance 9260-01295	7,508	28,307	3,508	(49,472)	(44,312)	(60,653)	(32,085)	(55,838)	(56,731)	(44,120)	(34,591)	(64,915)
A9260-01296	A&G-Employee pensions and bene - NSC-OPEB Benefits Projects 9260-01296	(33)	(11)	(32)	(169)	(174)	(106)	17	(46)	(211)	(223)	(171)	(163)
A9260-01297	A&G-Employee pensions and bene - NSC-Pension Benefits Load 9260-01297	(73,584)	(81,547)	(73,350)	(52,391)	(51,135)	(49,016)	(53,917)	(48,211)	(48,170)	(51,540)	(54,385)	(48,635)
A9260-01298	A&G-Employee pensions and bene - NSC-Pension Benefits Variance 9260-01298	44,164	56,241	42,152	31,468	33,634	26,281	39,139	27,497	27,436	32,828	36,660	23,771
A9260-01299	A&G-Employee pensions and bene - NSC-Pension Benefits Projects 9260-01299	(19)	(7)	(19)	(80)	(82)	(50)	60	(24)	(99)	(105)	(81)	(77)
A9230-07496	A&G-Outside services employed - Admin Fees Pension 9230-07496	2,709	24,847	36,513	11,032	16,979	7,628	9,841	10,969	7,652	8,934	30,151	8,581
Benefits	**Benefits**	**1,335,038**	**1,231,016**	**1,459,999**	**1,193,099**	**1,031,941**	**1,096,509**	**1,062,858**	**945,471**	**1,074,791**	**800,052**	**628,055**	**1,199,587**
A9210-07421	A&G-Office supplies & expense - Service Awards 9210-07421	-	10,669	13,370	9,936	20,500	-	(1,325)	-	-	23,995	-	-
A9260-07421	A&G-Employee pensions and bene - Service Awards 9260-07421	9,876	5,189	7,516	11,024	4,654	2,773	4,650	11,180	11,418	1,331	3,831	8,733
A9210-07443	A&G-Office supplies & expense - Uniforms 9210-07443	628	538	630	878	1,115	1,365	1,139	1,113	1,931	209	200	635
A9260-07443	A&G-Employee pensions and bene - Uniforms 9260-07443	8	8	-	-	-	26	-	-	259	18	-	518
A9260-07447	A&G-Employee pensions and bene - Education Assistance Program 9260-07447	14,836	45,235	19,683	33,601	16,924	77,459	19,975	11,952	28,451	19,343	95,896	44,102
A9210-07449	A&G-Office supplies & expense - Non-Qual Retirment Exp 9210-07449	-	-	-	-	-	-	-	-	-	-	-	-
A9260-07452	A&G-Employee pensions and bene - Variable Pay & Mgmt Incentive Plans 9260-07452	2,915,921	3,564,502	-	758,774	1,374,461	1,176,650	1,286,617	1,198,643	967,712	868,741	8,655,496	(832,291)
A9260-07458	A&G-Employee pensions and bene - Restricted Stock - Long Term Incenti 9260-07458	1,997,885	1,027,208	(67,175)	1,139,703	366,700	363,139	379,423	354,944	379,423	368,078	3,860,579	703,824
A9260-07460	A&G-Employee pensions and bene - RSU-Long Term Incentive Plan - Time 9260-07460	517,718	-	(27,744)	173,794	168,188	173,794	172,152	161,045	172,152	167,555	1,938,988	147,399
A9260-07463	A&G-Employee pensions and bene - RSU-Managment Incentive Plan 9260-07463	12,613	-	-	4,472	224,601	4,282	3,619	3,386	3,619	4,239	4,381	4,239
A9260-07486	A&G-Employee pensions and bene - Rabbi Trust Realized Gain/Loss-Div 9260-07486	(84,917)	(44,780)	(176,942)	(83,995)	(82,737)	(191,148)	(74,853)	(73,684)	(133,010)	(78,890)	43,942	(178,673)
A9260-07487	A&G-Employee pensions and bene - COLI CSV & Premiums 9260-07487	(136,735)	(1,424)	14,324	(17,130)	(730,498)	2,946	2,899	2,851	2,804	(67,833)	3,706	(1,261)

A9260-07488	A&G-Employee pensions and bene - COLI Loan Interest 9260-07488	69,001	69,001	69,001	69,470	(64,753)	51,570	51,570	51,570	51,570	53,093	53,093	53,093
A9260-07489	A&G-Employee pensions and bene - NQ Retirement Cost 9260-07489	56,107	57,416	57,416	(14,885)	(14,885)	(7,200)	(7,200)	(7,200)	(7,200)	(7,200)	(7,200)	(7,200)
A9260-07492	A&G-Employee pensions and bene - NSC-NQ Retirement Cost 9260-07492	364,962	364,962	377,544	381,121	381,121	1,115,358	339,489	339,489	339,489	339,489	339,489	339,489
A9210-07495	A&G-Office supplies & expense - Employee Broadcast and Publication 9210-07495	42,754	15,049	38,451	39,160	25,516	25,356	29,069	24,972	43	14,168	35,227	8,006
A9230-07497	A&G-Outside services employed - Admin Fees SERP 9230-07497	39,922	22,436	9,484	54,437	12,639	428	64,283	30,953	8,837	51,334	16,338	20,888
A9020-07499	Customer accounts-Meter readin - Misc Employee Welfare Exp 9020-07499	-	-	-	-	-	-	-	-	70	-	-	-
A9030-07499	Customer accounts-Customer rec - Misc Employee Welfare Exp 9030-07499	-	-	-	-	-	101	-	-	-	-	-	-
A9100-07499	Customer service-Miscellaneous - Misc Employee Welfare Exp 9100-07499	58	1,331	1,839	131	235	110	-	-	-	-	-	-
A9200-07499	A&G-Administrative & general s - Misc Employee Welfare Exp 9200-07499	-	-	-	-	-	-	-	48	-	56	-	-
A9210-07499	A&G-Office supplies & expense - Misc Employee Welfare Exp 9210-07499	6,997	9,337	44,292	6,598	6,052	21,623	24,582	8,443	7,454	6,034	9,819	11,148
A9260-07499	A&G-Employee pensions and bene - Misc Employee Welfare Exp 9260-07499	-	-	-	5,118	4,891	7,984	4,181	-	4,291	-	5,377	5,225
A9310-07499	A&G-Rents - Misc Employee Welfare Exp 9310-07499	-	-	-	26	1	86	283	128	135	209	306	224
A8700-07499	Distribution-Operation supervi - Misc Employee Welfare Exp 8700-07499	-	-	-	-	214	-	-	-	-	-	-	-
A8740-07499	Mains and Services Expenses - Misc Employee Welfare Exp 8740-07499	-	-	-	-	-	345	-	-	-	-	-	-
Employee Welfare	**Employee Welfare**	**5,827,635**	**5,146,679**	**381,688**	**2,572,233**	**1,714,938**	**2,827,046**	**2,300,552**	**2,119,835**	**1,839,447**	**1,763,967**	**15,059,469**	**328,098**
A9240-04069	A&G-Property insurance - Blueflame Property Insurance 9240-04069	10,484	10,484	10,484	10,484	10,484	10,484	10,484	10,484	11,291	11,291	11,291	11,291
A9250-04070	A&G-Injuries & damages - Insurance-Other 9250-04070	10,719	10,719	30,930	10,839	10,839	11,031	10,839	10,839	10,839	10,979	10,979	10,979
A9250-07115	A&G-Injuries & damages - Insurance Reserve 9250-07115	-	(1,000,000)	1,000,000	-	-	500,000	-	4,000,000	-	-	-	500,000
A9250-07119	A&G-Injuries & damages - Insurance - D&O 9250-07119	231,052	231,052	231,052	231,052	231,052	231,052	231,052	231,052	231,052	231,052	231,052	231,052
A9210-07120	A&G-Office supplies & expense - Environmental & Safety 9210-07120	-	-	-	-	250	-	-	51	-	-	-	-
A9250-07121	A&G-Injuries & damages - Insurance - Public Liability 9250-07121	3,549,314	3,231,143	3,549,314	4,212,491	4,247,577	4,247,563	4,247,563	4,247,563	4,247,563	4,247,563	4,247,563	4,247,563
Insurance	**Insurance**	**3,801,569**	**2,483,398**	**4,821,780**	**4,464,865**	**4,500,201**	**5,000,129**	**4,499,938**	**8,499,989**	**4,500,745**	**4,500,885**	**4,500,884**	**5,000,884**
A8810-04308	Distribution-Rents - 842 Locusview Lease Expense 8810-04308	-	-	-	-	-	-	-	-	-	-	-	-
A8810-04561	Distribution-Rents - 842 Variable Real Estate Lease Expen 8810-04561	1,058	(1,488)	(1,488)	(2,445)	(200)	(2,675)	(2,445)	(2,735)	(2,445)	(713)	64,636	291
A9310-04561	A&G-Rents - 842 Variable Real Estate Lease Expen 9310-04561	89,480	79,965	89,566	332,640	80,928	96,997	93,575	217,964	1,134	183,392	209,262	1,620
A9210-04564	A&G-Office supplies & expense - 842 Variable Copier Lease Expense 9210-04564	-	35	784	0	163	-	-	-	-	(0)	-	-
A9010-04564	Customer accounts-Operation su - 842 Variable Copier Lease Expense 9010-04564	-	-	-	-	-	201	142	363	256	254	294	303
A9210-04575	A&G-Office supplies & expense - 842 Short Term Lease Expense 9210-04575	2,503	-	-	-	-	-	-	-	-	-	-	-
A9310-04578	A&G-Rents - 842 Real Estate Lease Expense 9310-04578	382,749	382,749	382,749	383,092	383,092	383,092	383,092	383,092	383,092	383,092	383,092	383,092
A8810-04581	Distribution-Rents - Non 842 Building Lease/Rents 8810-04581	200	92	-	-	-	-	-	-	-	-	-	-
A9310-04581	A&G-Rents - Non 842 Building Lease/Rents 9310-04581	2,268	2,503	2,339	2,272	2,320	2,309	2,268	2,304	2,308	2,269	2,309	2,268
A9210-04581	A&G-Office supplies & expense - Non 842 Building Lease/Rents 9210-04581	-	-	-	-	-	-	-	-	-	-	-	-
A9210-04582	A&G-Office supplies & expense - Building Maintenance 9210-04582	57,844	111,042	113,202	42,207	77,962	438,135	54,433	44,627	75,435	81,602	65,053	51,660
A9310-04582	A&G-Rents - Building Maintenance 9310-04582	7,814	4,535	19,279	12,525	9,563	37,807	38,677	35,082	9,404	8,820	10,942	14,516
A9320-04582	A&G-Maintenance of general pla - Building Maintenance 9320-04582	-	-	-	-	-	-	-	-	-	-	-	-
A9210-04590	A&G-Office supplies & expense - Utilities 9210-04590	2,921	2,830	2,888	3,219	2,851	2,883	3,433	2,865	2,719	2,942	3,450	2,804
A9310-04590	A&G-Rents - Utilities 9310-04590	3,122	2,782	2,738	2,860	2,348	2,211	3,070	3,268	3,104	2,823	2,960	3,217
A9210-04592	A&G-Office supplies & expense - Misc Rents 9210-04592	-	-	-	-	233	-	-	-	-	-	-	-
Rent, Maint., & Utilities	**Rent, Maint., & Utilities**	**549,960**	**585,045**	**612,058**	**776,370**	**559,260**	**960,959**	**576,245**	**686,830**	**475,007**	**664,481**	**741,998**	**459,771**
A8740-03002	Mains and Services Expenses - Vehicle Lease Payments 8740-03002	7,309	7,313	7,435	7,435	-	(7,517)	5,654	(5,955)	(7,500)	-	-	-
A9210-03004	A&G-Office supplies & expense - Vehicle Expense 9210-03004	61	(1,529)	316	103	157	-	152	462	581	808	160	128
A8560-03004	Mains expenses - Vehicle Expense 8560-03004	-	-	-	-	-	-	3,779	128	-	-	-	-
A8740-03004	Mains and Services Expenses - Vehicle Expense 8740-03004	12,655	9,128	10,387	9,773	10,364	9,859	13,169	10,896	12,185	15,456	2,277	1,754
A9020-03004	Customer accounts-Meter readin - Vehicle Expense 9020-03004	-	-	-	-	-	-	-	-	69	478	93	12
A8740-03008	Mains and Services Expenses - 842 Vehicle Lease Expense 8740-03008	-	-	-	-	7,030	14,465	2,625	13,640	7,949	8,598	8,188	4,283
A8740-03009	Mains and Services Expenses - 842 Variable Heavy Equip Lease Expen 8740-03009	-	-	-	-	-	-	-	-	-	-	68	18
A8740-04301	Mains and Services Expenses - Equipment Lease 8740-04301	-	-	-	-	-	-	-	-	-	-	690	225
A9210-04302	A&G-Office supplies & expense - Heavy Equipment 9210-04302	-	-	-	24,884	6,092	1,033	-	-	-	-	-	-
A8740-04302	Mains and Services Expenses - Heavy Equipment 8740-04302	2,144	3,093	1,568	2,025	514	41	170	166	274	1,544	377	3,100
A8810-04309	Distribution-Rents - Non-842 Heavy Equipment 8810-04309	-	-	-	-	-	-	-	-	-	-	-	-
A8740-04309	Mains and Services Expenses - Non-842 Heavy Equipment 8740-04309	54	54	54	54	54	54	54	54	54	54	50	54
A9020-04560	Customer accounts-Meter readin - Non 842 Fleet Lease/Rents 9020-04560	-	-	-	-	-	-	-	-	25	25	25	25
A8740-04560	Mains and Services Expenses - Non 842 Fleet Lease/Rents 8740-04560	(1,864)	300	300	300	250	250	-	650	766	(9,938)	175	175
A8740-04563	Mains and Services Expenses - 842 Variable Fleet Lease Expense 8740-04563	36	36	36	36	36	0	1,220	210	232	(11,302)	2,585	967
Vehicles & Equip	**Vehicles & Equip**	**20,397**	**18,396**	**20,096**	**44,610**	**24,496**	**18,184**	**26,823**	**20,251**	**14,635**	**5,724**	**14,687**	**10,741**
A8800-02001	Distribution-Other expenses - Inventory Materials 8800-02001	6	-	-	-	-	-	-	-	-	-	-	-
A9200-02001	A&G-Administrative & general s - Inventory Materials 9200-02001	-	-	-	-	11,662	-	-	-	-	-	-	-
A9210-02001	A&G-Office supplies & expense - Inventory Materials 9210-02001	57,262	30,082	51,445	16,285	16,057	39,286	45,637	46,926	22,625	58,586	19,942	30,779
A9230-02001	A&G-Outside services employed - Inventory Materials 9230-02001	-	-	-	-	-	-	-	-	-	-	-	-
A8520-02001	Communication system expenses - Inventory Materials 8520-02001	-	-	-	-	-	-	-	6,067	-	405	(405)	-
A8740-02001	Mains and Services Expenses - Inventory Materials 8740-02001	-	-	7,533	-	-	-	-	-	-	-	-	-
A8740-02005	Mains and Services Expenses - Non-Inventory Supplies 8740-02005	-	-	599	-	-	-	-	524	-	-	-	-
A8800-02005	Distribution-Other expenses - Non-Inventory Supplies 8800-02005	20,795	370	6,544	-	-	-	-	-	-	-	-	-
A9210-02005	A&G-Office supplies & expense - Non-Inventory Supplies 9210-02005	55,827	89,025	76,944	78,942	49,034	53,210	67,101	58,971	35,285	119,029	14,360	40,966
A9310-02005	A&G-Rents - Non-Inventory Supplies 9310-02005	1	-	-	-	-	-	-	-	-	-	-	-
A8520-02005	Communication system expenses - Non-Inventory Supplies 8520-02005	-	-	-	376	2,361	2,585	3,864	8,167	1,746	636	17,050	3,285
A8560-02005	Mains expenses - Non-Inventory Supplies 8560-02005	-	-	-	-	-	-	-	-	(1,223)	-	-	-
A8700-02005	Distribution-Operation supervi - Non-Inventory Supplies 8700-02005	-	3,113	-	-	-	-	-	-	-	-	-	-
A9210-02006	A&G-Office supplies & expense - Purchasing Card Charges 9210-02006	3,764	469	2,469	2,129	18,419	-	113	320	123	2,137	1,205	-
A9010-05010	Customer accounts-Operation su - Office Supplies 9010-05010	-	-	-	-	-	335	330	353	344	344	1,126	1,195
A9030-05010	Customer accounts-Customer rec - Office Supplies 9030-05010	-	-	-	-	-	-	-	-	90	-	-	-
A9200-05010	A&G-Administrative & general s - Office Supplies 9200-05010	-	-	-	-	-	-	-	-	-	-	-	-
A9210-05010	A&G-Office supplies & expense - Office Supplies 9210-05010	16,807	18,962	9,214	(9,737)	7,981	17,374	8,563	6,509	9,679	19,028	10,547	12,207
A9230-05010	A&G-Outside services employed - Office Supplies 9230-05010	-	-	-	-	-	-	-	-	-	-	-	-
A9302-05010	Miscellaneous general expenses - Office Supplies 9302-05010	73	-	-	-	-	-	-	-	-	-	-	-
A9320-05010	A&G-Maintenance of general pla - Office Supplies 9320-05010	-	-	-	-	-	55	38	-	-	-	-	-
Materials & Supplies	**Materials & Supplies**	**154,535**	**142,021**	**154,747**	**87,996**	**105,513**	**112,845**	**125,645**	**127,837**	**68,669**	**200,163**	**63,826**	**88,432**
A9320-04065	A&G-Maintenance of general pla - Offsite Storage 9320-04065	15,099	16,365	14,909	14,680	14,295	484	29,312	493	32,771	14,971	16,328	(50)
A8560-04201	Mains expenses - Software Maintenance 8560-04201	-	-	-	-	-	-	-	-	27,066	284	21,427	(21,427)
A8740-04201	Mains and Services Expenses - Software Maintenance 8740-04201	-	3,012	102	-	-	-	-	-	-	-	-	-
A8800-04201	Distribution-Other expenses - Software Maintenance 8800-04201	-	-	-	-	-	-	-	-	-	-	-	-
A9210-04201	A&G-Office supplies & expense - Software Maintenance 9210-04201	2,373,529	2,495,511	2,536,607	2,372,447	2,272,006	2,535,109	2,644,597	2,445,061	2,310,060	2,630,691	2,377,498	2,468,577
A9230-04201	A&G-Outside services employed - Software Maintenance 9230-04201	19,377	19,377	19,377	19,377	19,377	19,377	19,377	19,377	19,377	19,377	19,377	23,928
A9302-04201	Miscellaneous general expenses - Software Maintenance 9302-04201	39,224	51,630	146,972	69,475	(14,434)	40,247	65,280	55,250	42,286	43,902	124,702	44,626

A9310-04201	A&G-Rents - Software Maintenance 9310-04201	-	14,043	18,045	6,536	-	-	-	7,050	239	2,388	5,331	-
A9320-04201	A&G-Maintenance of general pla - Software Maintenance 9320-04201	13,743	25,908	481	79,472	3,020	2,284	3,582	1,627	674	833	5,082	2,431
A8700-04212	Distribution-Operation supervi - IT Equipment 8700-04212	-	-	-	-	-	-	-	61	-	-	-	-
A9210-04212	A&G-Office supplies & expense - IT Equipment 9210-04212	326,966	302,022	301,254	283,577	292,014	305,563	282,499	280,207	279,603	280,198	279,410	257,641
A9302-04212	Miscellaneous general expenses - IT Equipment 9302-04212	-	-	-	-	-	-	-	-	-	-	-	-
A9310-04212	A&G-Rents - IT Equipment 9310-04212	-	4,035	137	-	-	-	-	-	5,860	-	830	4,465
A9320-04212	A&G-Maintenance of general pla - IT Equipment 9320-04212	3,838	3,143	55,713	989	-	1,884	353	38,158	13,280	50	(13,331)	-
Information Technologies	**Information Technologies**	**2,791,776**	**2,935,045**	**3,093,598**	**2,846,554**	**2,586,279**	**2,904,950**	**3,045,000**	**2,847,284**	**2,731,217**	**2,992,696**	**2,836,655**	**2,780,191**
A9210-05310	A&G-Office supplies & expense - Monthly Lines and service 9210-05310	27,750	15,072	26,480	19,402	21,528	19,194	20,281	18,407	31,267	32,234	28,937	33,102
A9210-05312	A&G-Office supplies & expense - Long Distance 9210-05312	943	1,093	1,062	989	999	943	1,026	1,091	438	482	527	605
A9210-05314	A&G-Office supplies & expense - Toll Free Long Distance 9210-05314	463	447	498	660	484	158	855	1,635	1,796	1,685	1,759	1,718
A9210-05316	A&G-Office supplies & expense - Telecom Maintenance & Repair 9210-05316	19,973	19,419	19,293	22,412	50,351	22,272	24,362	21,010	9,189	7,180	11,064	6,101
A8800-05316	Distribution-Other expenses - Telecom Maintenance & Repair 8800-05316	-	-	1,476	-	-	-	-	-	1,612	55	-	-
A8520-05316	Communication system expenses - Telecom Maintenance & Repair 8520-05316	-	-	-	-	-	-	-	-	1,366	-	-	-
A9210-05331	A&G-Office supplies & expense - WAN/LAN/Internet Service 9210-05331	121,042	167,971	130,653	120,608	116,761	141,359	137,794	118,759	140,492	133,809	136,940	140,521
A8700-05331	Distribution-Operation supervi - WAN/LAN/Internet Service 8700-05331	-	-	-	-	-	-	-	-	-	-	-	-
A9210-05364	A&G-Office supplies & expense - Cellular, radio, pager charges 9210-05364	25,302	22,741	25,633	26,379	24,981	26,162	25,078	1,433	52,730	24,830	25,306	26,068
A9230-05364	A&G-Outside services employed - Cellular, radio, pager charges 9230-05364	-	-	-	-	-	-	-	-	-	-	-	-
A9210-05376	A&G-Office supplies & expense - Cell service for data uses 9210-05376	48,795	49,285	48,550	48,982	49,150	50,028	49,398	49,185	51,856	51,325	49,947	50,715
A9210-05377	A&G-Office supplies & expense - Cell phone equipment and accessories 9210-05377	2,568	2,335	1,304	1,876	1,599	795	1,805	1,333	7,992	4,724	4,756	1,581
A9210-05390	A&G-Office supplies & expense - Audio Conference 9210-05390	87	22	65	21	69	68	249	-	-	-	-	-
Telecom	**Telecom**	**246,923**	**278,386**	**255,014**	**241,329**	**265,921**	**260,979**	**260,849**	**212,852**	**298,739**	**256,323**	**259,236**	**260,411**
A9210-04002	A&G-Office supplies & expense - Required By Law, Safety 9210-04002	-	-	-	-	-	-	-	-	-	-	-	35
A8700-04002	Distribution-Operation supervi - Required By Law, Safety 8700-04002	-	-	-	-	-	-	-	517	-	-	840	28
A9320-04021	A&G-Maintenance of general pla - Promo Other, Misc 9320-04021	-	-	-	-	-	-	-	-	-	-	-	-
A9120-04021	Sales-Demonstrating and sellin - Promo Other, Misc 9120-04021	-	-	-	-	-	-	-	-	-	-	-	-
A9210-04021	A&G-Office supplies & expense - Promo Other, Misc 9210-04021	-	-	43,311	35	-	3,885	-	245	8	50,588	2,668	-
A9210-04040	A&G-Office supplies & expense - Community Rel&Trade Shows 9210-04040	173	4,120	31,980	1,083	-	-	-	53	885	-	-	318
A9210-04044	A&G-Office supplies & expense - Advertising 9210-04044	248	10,134	-	226	-	-	-	-	-	-	-	-
A9120-04044	Sales-Demonstrating and sellin - Advertising 9120-04044	9,305	18,609	2,585	8,359	10,943	8,359	10,943	10,943	13,519	5,783	10,943	13,011
A9120-04046	Sales-Demonstrating and sellin - Customer Relations & Assist 9120-04046	604	1	191	2,585	-	-	-	-	-	465	-	-
A9210-04046	A&G-Office supplies & expense - Customer Relations & Assist 9210-04046	543	1,234	-	-	66	2,585	1,327	7,608	(2,496)	937	834	399
Marketing	**Marketing**	**10,873**	**34,099**	**78,067**	**12,287**	**11,010**	**14,828**	**12,270**	**19,367**	**11,916**	**57,774**	**15,285**	**13,792**
A9302-04111	Miscellaneous general expenses - Director's Fees 9302-04111	364,131	-	-	408,367	18,052	-	364,131	-	-	364,131	-	355,131
A9302-04112	Miscellaneous general expenses - Board Meeting Expenses 9302-04112	-	-	-	-	-	-	-	-	-	-	-	-
A9302-04113	Miscellaneous general expenses - Directors Retirement Expenses 9302-04113	-	-	154,937	-	-	169,640	-	-	1,675,250	-	(4,591)	178,279
A9302-04120	Miscellaneous general expenses - Newswire/Blast Fax/Mail List 9302-04120	7,516	3,263	-	295	416	2,091	5,159	6,029	7,258	4,781	8,961	8,720
A9210-04120	A&G-Office supplies & expense - Newswire/Blast Fax/Mail List 9210-04120	-	-	-	-	2,508	-	-	28,147	-	1,020	1,497	-
A9210-04121	A&G-Office supplies & expense - Inv Relations/Bnkg Inst 9210-04121	13,177	13,538	9,977	12,710	16,376	3,305	12,782	22,636	12,556	12,782	13,506	13,144
A9210-04122	A&G-Office supplies & expense - Annual Report Design, Printing & Dis 9210-04122	11,400	-	18,120	40	-	-	-	-	-	-	9,770	-
A9120-04122	Sales-Demonstrating and sellin - Annual Report Design, Printing & Dis 9120-04122	-	-	-	-	-	-	-	-	-	-	-	-
A9302-04125	Miscellaneous general expenses - Proxy Solicitation Exp 9302-04125	-	-	-	18,823	-	8,891	310,145	35,137	23,473	100,242	3,368	-
A9302-04126	Miscellaneous general expenses - Transfer Agent Administration 9302-04126	-	-	-	-	-	-	-	-	-	-	-	-
A9302-04127	Miscellaneous general expenses - Tr & Reg of Bonds/Debt Fee 9302-04127	66,051	56,384	53,065	106,978	104,577	57,669	117,171	78,976	47,885	85,493	47,885	82,562
A9302-04129	Miscellaneous general expenses - NYSE Fees & Exps 9302-04129	19,113	19,109	19,113	18,998	19,113	18,994	119	553	20,519	20,502	20,499	20,387
A9030-04130	Customer accounts-Customer rec - Bank Service Charge 9030-04130	-	116	51	41	54	42	29	4,854	6,792	6,382	7,757	7,127
A9302-04135	Miscellaneous general expenses - Reimbursement of Fraud Payments 9302-04135	-	629	139	139	-	-	-	-	-	-	-	-
A9302-04140	Miscellaneous general expenses - Analyst Activities 9302-04140	3,214	109	-	3,214	109	-	3,455	-	-	3,455	-	-
A9210-04141	A&G-Office supplies & expense - Web Site 9210-04141	-	22	42,237	1,317	44	34	2,584	-	-	109	79	-
A9210-04145	A&G-Office supplies & expense - Printing/Slides/Graphics 9210-04145	-	108	1,330	-	129	-	-	35	75	-	-	-
A9302-04145	Miscellaneous general expenses - Printing/Slides/Graphics 9302-04145	-	-	-	1,199	-	-	-	-	-	60,173	-	-
Directors & Shareholders &PR	**Directors & Shareholders &PR**	**484,600**	**93,277**	**298,968**	**572,120**	**161,376**	**260,665**	**815,575**	**176,368**	**1,793,807**	**659,071**	**108,730**	**665,351**
A9210-05415	A&G-Office supplies & expense - Membership Fees 9210-05415	82,217	127,542	(36,396)	61,656	48,649	94,631	95,635	18,716	6,169	(149,716)	255,515	8,263
A9230-05415	A&G-Outside services employed - Membership Fees 9230-05415	-	-	-	-	-	2,450	-	-	-	-	-	-
A9302-05415	Miscellaneous general expenses - Membership Fees 9302-05415	-	-	-	-	-	-	-	-	-	-	8,271	-
A9210-05416	A&G-Office supplies & expense - Club Dues - Nondeductible 9210-05416	-	-	-	120	-	-	150	-	-	-	-	-
A9210-05417	A&G-Office supplies & expense - Club Dues - Deductible 9210-05417	240	-	-	-	5,169	175	19,404	6,100	65	-	2,500	2,669
A9120-07510	Sales-Demonstrating and sellin - Association Dues 9120-07510	-	-	158,289	-	-	-	-	-	-	-	-	-
A9210-07510	A&G-Office supplies & expense - Association Dues 9210-07510	52,738	55,620	52,738	52,738	65,661	53,492	47,999	45,104	45,104	45,104	45,104	111,261
A9302-07510	Miscellaneous general expenses - Association Dues 9302-07510	3,867	3,867	3,867	3,867	3,867	3,867	3,867	21,959	3,867	3,867	3,867	3,867
Dues & Membership Fees	**Dues & Membership Fees**	**139,061**	**187,029**	**178,497**	**118,381**	**123,346**	**154,615**	**167,055**	**91,880**	**55,205**	**(100,745)**	**315,257**	**126,060**
A8740-05111	Mains and Services Expenses - Postage/Delivery Services 8740-05111	-	-	-	-	-	-	-	-	79	-	-	-
A8800-05111	Distribution-Other expenses - Postage/Delivery Services 8800-05111	-	-	-	-	-	-	-	26	-	-	-	-
A9200-05111	A&G-Administrative & general s - Postage/Delivery Services 9200-05111	-	-	2,386	-	-	-	-	-	-	-	-	-
A9210-05111	A&G-Office supplies & expense - Postage/Delivery Services 9210-05111	35,439	22,373	9,379	40,184	(1,561)	28,369	15,089	30,884	42,723	15,712	17,146	24,081
A9230-05111	A&G-Outside services employed - Postage/Delivery Services 9230-05111	-	-	-	-	-	-	-	699	-	-	-	572
A9302-05111	Miscellaneous general expenses - Postage/Delivery Services 9302-05111	-	48	-	-	-	-	-	-	-	-	-	-
A9320-05111	A&G-Maintenance of general pla - Postage/Delivery Services 9320-05111	-	54	194	96	24	48	-	79	70	45	163	(18)
A9210-05215	A&G-Office supplies & expense - 842 Copier Lease Expense 9210-05215	11,686	16,984	14,124	30,540	3,541	25,463	14,471	14,647	14,206	14,189	14,348	6,181
A9010-05215	Customer accounts-Operation su - 842 Copier Lease Expense 9010-05215	-	-	-	-	-	(536)	(472)	(717)	(599)	(598)	(1,420)	(1,498)
Print & Postages	**Print & Postages**	**47,126**	**39,458**	**26,082**	**70,821**	**2,004**	**53,344**	**29,089**	**45,618**	**56,478**	**29,348**	**30,237**	**29,318**
A9210-05410	A&G-Office supplies & expense - Misc - Nondeductible 9210-05410	60	268	-	(322)	-	-	-	-	-	-	-	-
A9020-05411	Customer accounts-Meter readin - Meals and Entertainment 9020-05411	-	-	-	-	-	-	38	-	-	-	-	-
A9030-05411	Customer accounts-Customer rec - Meals and Entertainment 9030-05411	-	-	584	-	82	-	-	-	-	2,419	108	-
A9200-05411	A&G-Administrative & general s - Meals and Entertainment 9200-05411	-	-	-	-	-	-	-	-	-	-	-	-
A9210-05411	A&G-Office supplies & expense - Meals and Entertainment 9210-05411	61,731	89,066	81,657	76,650	51,555	68,262	55,313	49,744	56,104	101,161	70,572	113,368
A9230-05411	A&G-Outside services employed - Meals and Entertainment 9230-05411	-	-	14	-	-	-	-	1,274	-	-	-	-
A9302-05411	Miscellaneous general expenses - Meals and Entertainment 9302-05411	-	-	-	-	-	-	-	-	-	-	-	-
A8700-05411	Distribution-Operation supervi - Meals and Entertainment 8700-05411	-	378	2,230	419	-	-	-	-	-	1,147	-	97
A8740-05411	Mains and Services Expenses - Meals and Entertainment 8740-05411	128	-	-	-	-	203	-	279	-	-	-	89
A9210-05412	A&G-Office supplies & expense - Spousal & Dependent Travel 9210-05412	105	121	1,489	2,847	43	-	121	180	-	79	-	-
A8700-05413	Distribution-Operation supervi - Transportation 8700-05413	-	-	-	-	-	-	-	-	-	868	242	-
A8740-05413	Mains and Services Expenses - Transportation 8740-05413	-	-	-	-	-	-	-	2,501	20	-	-	-

A9030-05413	Customer accounts-Customer rec - Transportation 9030-05413	-	-	-	-	257	-	-	-	-	-	813	-
A9210-05413	A&G-Office supplies & expense - Transportation 9210-05413	33,456	58,380	61,344	27,097	22,679	11,770	26,725	31,614	42,547	50,738	58,158	39,457
A9230-05413	A&G-Outside services employed - Transportation 9230-05413	-	-	374	-	-	-	-	7,830	-	-	-	-
A9210-05414	A&G-Office supplies & expense - Lodging 9210-05414	37,738	55,848	77,928	34,777	20,906	10,513	23,281	43,770	84,100	(3,273)	47,531	48,587
A9230-05414	A&G-Outside services employed - Lodging 9230-05414	-	-	284	-	-	-	-	5,360	-	-	1,984	-
A8700-05414	Distribution-Operation supervi - Lodging 8700-05414	-	-	-	-	-	-	-	-	-	1,132	120	-
A8740-05414	Mains and Services Expenses - Lodging 8740-05414	-	-	-	-	-	-	-	1,403	-	-	-	164
A9030-05414	Customer accounts-Customer rec - Lodging 9030-05414	-	-	-	-	812	-	-	-	-	-	249	-
A9200-05419	A&G-Administrative & general s - Misc Employee Expense 9200-05419	-	-	-	-	-	-	-	-	-	-	65	39
A9210-05419	A&G-Office supplies & expense - Misc Employee Expense 9210-05419	73	37,872	4,439	(26)	344	672	-	1,360	2,605	8,360	2,859	36,668
A9230-05419	A&G-Outside services employed - Misc Employee Expense 9230-05419	-	-	-	-	-	-	-	-	-	-	-	-
Travel & Entertainment	**Travel & Entertainment**	**133,290**	**241,933**	**230,343**	**141,441**	**96,678**	**91,420**	**105,478**	**145,314**	**185,376**	**162,631**	**182,700**	**238,468**
A9030-05420	Customer accounts-Customer rec - Employee Development 9030-05420	-	-	-	-	2,318	-	-	-	-	-	1,295	-
A9210-05420	A&G-Office supplies & expense - Employee Development 9210-05420	29,210	34,183	57,661	25,283	21,096	30,224	30,813	29,612	26,244	30,157	27,426	53,856
A9230-05420	A&G-Outside services employed - Employee Development 9230-05420	-	-	-	-	-	-	-	-	-	-	-	-
A8800-05421	Distribution-Other expenses - Training 8800-05421	-	-	-	-	-	-	-	-	-	-	-	3,483
A9210-05421	A&G-Office supplies & expense - Training 9210-05421	79,315	17,019	20,857	517	31,914	5,366	21,644	17,971	19,339	10,249	8,897	44,300
A9230-05421	A&G-Outside services employed - Training 9230-05421	-	64	-	4	-	-	-	-	-	-	-	-
A9302-05421	Miscellaneous general expenses - Training 9302-05421	-	-	-	-	-	-	-	-	-	-	-	-
A9210-05424	A&G-Office supplies & expense - Books & Manuals 9210-05424	36,877	20,508	34,813	34,658	20,437	24,356	33,953	20,253	26,528	36,575	65,544	46,029
A9030-05425	Customer accounts-Customer rec - Regulatory Compliance Training 9030-05425	-	-	-	-	-	-	-	-	219	-	-	-
A9210-05425	A&G-Office supplies & expense - Regulatory Compliance Training 9210-05425	-	-	285	-	-	-	1,300	-	361	-	1,840	170
A9230-05425	A&G-Outside services employed - Regulatory Compliance Training 9230-05425	-	4,446	-	-	-	-	-	-	-	-	-	-
A8800-05426	Distribution-Other expenses - Safety Training 8800-05426	-	-	-	-	-	-	-	-	-	-	-	5,000
A9210-05426	A&G-Office supplies & expense - Safety Training 9210-05426	5,765	5,878	5,826	5,944	4,811	6,181	36,305	7,988	20,032	17,551	7,043	6,250
A8740-05427	Mains and Services Expenses - Technical (Job Skills) Training 8740-05427	-	70	-	-	376	-	-	-	-	-	-	-
A9210-05427	A&G-Office supplies & expense - Technical (Job Skills) Training 9210-05427	3,457	1,482	1,215	850	5,361	-	260	1,923	753	5,625	1,330	3,990
A9302-05427	Miscellaneous general expenses - Technical (Job Skills) Training 9302-05427	-	-	-	-	-	-	-	-	-	-	-	(2,255)
A9210-05428	A&G-Office supplies & expense - Computer Skills & Systems Training 9210-05428	-	-	-	-	995	-	827	-	-	497	1,499	5,376
A9302-05428	Miscellaneous general expenses - Computer Skills & Systems Training 9302-05428	-	-	-	-	-	-	-	-	-	-	-	-
Training	**Training**	**154,625**	**83,650**	**120,657**	**67,255**	**87,308**	**66,126**	**125,101**	**77,748**	**93,476**	**100,653**	**114,873**	**166,198**
A9230-05418	A&G-Outside services employed - Settlement 9230-05418	-	-	-	-	-	-	-	-	2,250,000	-	-	-
A9210-05430	A&G-Office supplies & expense - Gas Supplies Services 9210-05430	-	-	23,700	-	-	-	-	-	-	-	-	-
A8520-06111	Communication system expenses - Contract Labor 8520-06111	23,771	39,497	-	-	-	-	-	-	-	-	-	8,205
A8700-06111	Distribution-Operation supervi - Contract Labor 8700-06111	-	-	-	-	-	1,873	902	-	2,914	-	-	-
A8740-06111	Mains and Services Expenses - Contract Labor 8740-06111	8,487	-	-	-	-	1,232	-	-	-	-	-	-
A8800-06111	Distribution-Other expenses - Contract Labor 8800-06111	-	-	-	-	-	-	21,096	11,771	-	11,088	23,784	46,436
A9130-06111	Sales-Advertising expenses - Contract Labor 9130-06111	-	-	-	-	-	-	-	-	-	-	3,028	-
A9200-06111	A&G-Administrative & general s - Contract Labor 9200-06111	82,292	114,585	194,244	27,405	47,598	96,430	100,360	86,008	61,798	75,050	65,014	41,267
A9210-06111	A&G-Office supplies & expense - Contract Labor 9210-06111	208,353	219,333	537,957	107,363	237,007	662,406	206,277	339,912	406,778	333,296	342,024	534,460
A9230-06111	A&G-Outside services employed - Contract Labor 9230-06111	1,041,019	1,096,985	1,307,689	1,046,793	996,816	1,351,351	1,482,622	691,151	1,057,226	1,016,599	1,069,647	1,520,347
A9302-06111	Miscellaneous general expenses - Contract Labor 9302-06111	720	2,145	28,471	12,903	6,671	8,471	14,770	15,577	178	30,194	14,255	5,271
A9310-06111	A&G-Rents - Contract Labor 9310-06111	7,508	7,721	5,606	7,500	3,442	6,648	7,862	20,050	5,669	3,486	5,601	7,843
A9320-06111	A&G-Maintenance of general pla - Contract Labor 9320-06111	1,721	6,343	12,205	5,893	1,086	620	9,656	16,294	36,471	49,876	42,501	34,170
A9030-06116	Customer accounts-Customer rec - Bill Print Fees 9030-06116	-	-	-	-	-	-	-	-	-	-	-	-
A9302-06121	Miscellaneous general expenses - Legal 9302-06121	-	-	-	-	231	-	-	-	-	-	-	-
A8740-06121	Mains and Services Expenses - Legal 8740-06121	-	-	-	-	-	-	-	3,722	-	-	-	-
A9210-06121	A&G-Office supplies & expense - Legal 9210-06121	-	6	-	-	-	-	-	10	-	-	-	35
A9230-06121	A&G-Outside services employed - Legal 9230-06121	936,205	1,529,363	577,580	1,139,991	718,948	1,144,928	234,886	1,915,191	(923,359)	1,023,176	292,458	559,051
Outside Services	**Outside Services**	**2,310,077**	**3,015,978**	**2,687,452**	**2,347,848**	**2,011,800**	**3,273,959**	**2,078,431**	**3,099,684**	**2,897,675**	**2,542,765**	**1,858,313**	**2,757,084**
A9200-04863	A&G-Administrative & general s - A&G Overhead Clearing 9200-04863	(8,655,718)	(9,835,855)	(10,827,865)	(7,796,744)	(8,927,613)	(8,489,816)	(8,786,221)	(9,061,453)	(8,597,454)	(8,433,060)	(8,816,164)	(14,654,815)
A9030-07590	Customer accounts-Customer rec - Misc General Expense 9030-07590	-	-	-	-	-	-	-	-	-	(44)	-	-
A9200-07590	A&G-Administrative & general s - Misc General Expense 9200-07590	0	1	-	10	(10)	-	-	1	-	0	4	(4)
A9210-07590	A&G-Office supplies & expense - Misc General Expense 9210-07590	69	224	188	-	-	-	-	-	(107,320)	-	13	249
A9230-07590	A&G-Outside services employed - Misc General Expense 9230-07590	-	440	-	-	-	-	-	-	-	-	-	-
A9302-07590	Miscellaneous general expenses - Misc General Expense 9302-07590	(144,419)	5,036	(5,274)	122	225	216	(3,406)	(131,660)	(40,492)	57,633	4,837	-
A9230-09911	A&G-Outside services employed - Reimbursements 9230-09911	-	-	(1,000,000)	-	-	-	-	-	(2,250,000)	-	-	-
Miscellaneous	**Miscellaneous**	**(8,800,068)**	**(9,830,153)**	**(11,832,951)**	**(7,796,613)**	**(8,927,398)**	**(8,489,600)**	**(8,789,627)**	**(9,193,113)**	**(10,995,266)**	**(8,375,471)**	**(8,811,310)**	**(14,654,571)**
	Total O&M Expenses Before Allocations	**13,925,606**	**11,913,070**	**7,289,193**	**12,710,069**	**9,185,881**	**13,235,448**	**11,531,273**	**14,547,396**	**9,749,868**	**11,131,733**	**23,056,539**	**4,064,712**

Total	
129,175	9030-01000
399,292	9200-01000
57,394,108	8700-01000
989	9200-01001
495	8700-01002
2,163,294	9200-01002
(53,859)	9200-01006
(78,637)	8560-01006
-	9030-01008
(1,881,327)	9200-01008
-	8560-01008
37,745	8700-01008
1,261	9200-01010
18,225	9200-01011
-	8700-01011
-	9200-01012
641	9200-01014
367	8560-01014
41,952	
(235)	
335	
-	
865,437	
78,637	
53,859	
-	
(1,147,404)	
18,225	
8,178	
(18,225)	
(8,178)	
-	
58,024,349	
-	
1,382,218	
1,141,769	
(197,595)	
(87,362)	
(30,697)	
101,867	
10,089,801	
(1,064,198)	
10,173	
2,411,572	
(323,191)	
2,454	
3,937	
1,231,677	
(436,421)	
1,255	
132,855	
246,590	
135	
382,847	
(9,195)	
386	
1,409	
1,142	
65	
(1,441,007)	
(403,394)	
(1,322)	
(685,881)	
421,271	
(582)	
175,836	
13,058,416	
-	
77,144	
82,175	
10,381	
836	
427,458	
-	
21,935,225	
10,873,731	
3,765,040	
269,450	
(1,159,687)	
(925,352)	

577,280
90,768
5,022,002
297,771
331,978
70
101
3,704
103
162,380
37,067
1,399
214
345
41,881,586
-
129,032
150,535
5,000,000
2,772,619
301
48,522,782
56,575,269
-
-
49,352
1,476,523
982
1,813
2,503
4,596,073
292
27,738
-
1,213,203
208,965
-
35,804
34,502
233
7,647,983
-
14,175
1,400
3,907
117,902
651
66,777
86
915
32,009
15,015
-
645
100
(8,636)
(5,908)
239,040
-
6
11,662
434,912
-
6,067
7,533
1,122
27,708
738,694
1
40,070
(1,223)
3,113
31,148
4,027
90
-
127,134
-
73
94
1,432,230
-
169,659
27,350
3,113
-
29,461,693
237,079
709,162

53,632
139,139
61
3,470,954
-
15,326
104,076
34,391,244
-
293,653
10,198
12,157
232,626
3,142
1,366
1,606,710
-
306,643
-
597,217
32,669
582
3,096,963
-
35
1,385
-
-
100,740
38,612
10,608
123,303
3,847
13,038
291,568
-
1,873,943
-
2,173,515
54,487
33,172
156,490
39,331
-
500,079
-
904,694
197,017
33,244
906
13,555
46,425
1,677
61,372
6,089,908
-
612,882
2,450
8,271
270
36,322
158,289
672,662
64,493
1,555,640
-
79
26
2,386
279,818
1,271
48
753
180,381
(5,840)
458,923
-
6
38
3,193
-
875,184
1,288
-
4,271
699
4,983
1,111
2,521

1,070
463,965
8,204
481,707
7,628
1,251
1,566
1,062
105
95,225
-
1,955,073
-
3,613
395,764
-
3,483
277,389
67
-
400,529
219
3,956
4,446
5,000
129,574
446
26,247
(2,255)
9,194
-
1,257,671
-
2,250,000
23,700
71,473
5,688
9,719
114,174
3,028
992,053
4,135,169
13,678,246
139,626
88,935
216,835
-
231
3,722
51
9,148,417
30,881,066
-
(112,882,779)
(44)
2
(106,577)
440
(257,182)
(3,250,000)
(116,496,140)
-
142,340,789

View
USD-Regulatory
Company
Cost Center
Call Center Division - 012DIV

		Fiscal 2023 July	Fiscal 2023 August	Fiscal 2023 September	Fiscal 2024 October	Fiscal 2024 November	Fiscal 2024 December	Fiscal 2024 January	Fiscal 2024 February	Fiscal 2024 March	Fiscal 2024 April	Fiscal 2024 May	Fiscal 2024 June	Total
A9010-01000	Customer accounts-Operation su - Non-project Labor 9010-01000	255,846	257,283	246,280	246,731	241,465	363,122	241,960	241,685	241,960	236,245	325,575	208,892	3,107,044
A9020-01000	Customer accounts-Meter readin - Non-project Labor 9020-01000	-	-	-	-	-	4,762	-	-	-	-	-	-	4,762
A9030-01000	Customer accounts-Customer rec - Non-project Labor 9030-01000	1,910,894	1,890,333	1,885,510	1,938,175	2,025,772	3,017,190	2,259,583	2,138,276	2,041,867	1,996,703	2,851,632	1,868,285	25,824,220
A9200-01000	A&G-Administrative & general s - Non-project Labor 9200-01000	232,877	239,428	260,685	264,099	291,258	359,803	256,931	227,716	300,493	357,641	736,720	376,618	3,904,269
A8740-01000	Mains and Services Expenses - Non-project Labor 8740-01000	-	-	-	-	292	-	-	-	-	-	-	-	292
A9200-01001	A&G-Administrative & general s - Capital Labor 9200-01001	59,149	33,353	3,699	4,113	7,543	78,874	15,364	53,434	51,454	69,377	84,101	46,596	507,057
A9200-01002	A&G-Administrative & general s - Capital Labor Contra 9200-01002	(85,343)	(52,976)	(12,679)	(10,707)	(19,611)	(85,892)	(17,870)	(54,572)	(50,759)	(64,330)	(81,891)	(39,029)	(575,659)
A8700-01006	Distribution-Operation supervi - O&M Project Labor and Contra 8700-01006	-	48	-	-	-	-	-	-	-	-	-	-	48
A8740-01008	Mains and Services Expenses - Expense Labor Accrual 8740-01008	(24)	-	-	-	204	(204)	-	-	-	-	-	-	(24)
A9010-01008	Customer accounts-Operation su - Expense Labor Accrual 9010-01008	13,372	39,024	7,362	24,899	20,987	(108,505)	36,264	11,974	12,222	20,767	(87,485)	(2,039)	(11,159)
A9020-01008	Customer accounts-Meter readin - Expense Labor Accrual 9020-01008	-	-	-	-	-	794	(794)	-	-	-	-	-	-
A9030-01008	Customer accounts-Customer rec - Expense Labor Accrual 9030-01008	98,791	277,382	92,106	220,150	255,136	(915,176)	400,968	58,391	58,710	177,088	(722,750)	(8,201)	(7,406)
A9200-01008	A&G-Administrative & general s - Expense Labor Accrual 9200-01008	14,414	37,879	22,600	28,117	29,953	(143,913)	42,805	(300)	47,774	64,338	(104,298)	(16,132)	23,237
A9200-01010	A&G-Administrative & general s - PTO Accrual 9200-01010	-	-	-	-	-	-	-	-	-	-	-	-	-
A9200-01011	A&G-Administrative & general s - Capital Labor Transfer In 9200-01011	60,335	35,761	10,890	8,162	13,017	8,850	2,964	6,602	5,122	16,552	27,707	10,174	206,136
A9200-01012	A&G-Administrative & general s - Capital Labor Transfer Out 9200-01012	(34,141)	(16,138)	(1,911)	(1,569)	(949)	(1,832)	(458)	(5,464)	(5,817)	(21,599)	(29,917)	(17,740)	(137,533)
A8700-01014	Distribution-Operation supervi - Expense Labor Transfer Out 8700-01014	-	(48)	-	-	-	-	-	-	-	-	-	-	(48)
Labor	**Labor**	**2,526,170**	**2,741,329**	**2,514,543**	**2,722,170**	**2,865,066**	**2,577,873**	**3,237,717**	**2,677,742**	**2,703,025**	**2,852,783**	**2,999,395**	**2,427,423**	**32,845,236**
														-
A9260-01202	A&G-Employee pensions and bene - Pension Benefits Load 9260-01202	68,712	74,564	68,396	62,065	65,324	58,775	73,820	61,053	61,629	65,043	66,676	55,345	781,402
A9260-01203	A&G-Employee pensions and bene - OPEB Benefits Load 9260-01203	52,544	57,020	52,303	52,810	55,582	50,011	62,812	51,948	52,439	55,344	56,733	47,092	646,637
A9260-01251	A&G-Employee pensions and bene - Medical Benefits Load 9260-01251	425,912	462,188	423,952	480,735	505,971	455,252	571,781	472,889	477,354	503,801	516,448	428,683	5,724,967
A9260-01257	A&G-Employee pensions and bene - ESOP Benefits Load 9260-01257	91,447	99,236	91,026	118,687	124,917	112,395	141,164	116,750	117,852	124,381	127,504	105,836	1,371,195
A9260-01263	A&G-Employee pensions and bene - RSP FACC Benefits Load 9260-01263	45,724	49,618	45,513	60,977	64,177	57,744	72,525	59,981	60,548	63,902	65,506	54,374	700,591
A9260-01266	A&G-Employee pensions and bene - Life Benefits Load 9260-01266	5,052	5,483	5,029	6,533	6,876	6,187	7,771	6,427	6,487	6,847	7,019	5,826	75,536
A9260-01269	A&G-Employee pensions and bene - LTD Benefits Load 9260-01269	16,167	17,545	16,093	18,239	19,196	17,272	21,693	17,941	18,110	19,114	19,593	16,264	217,226
A9260-01294	A&G-Employee pensions and bene - NSC-OPEB Benefits Load 9260-01294	(66,944)	(72,645)	(66,635)	(66,421)	(69,908)	(62,900)	(79,000)	(65,337)	(65,954)	(69,608)	(71,355)	(59,229)	(815,936)
A9260-01296	A&G-Employee pensions and bene - NSC-OPEB Benefits Projects 9260-01296	-	(1)	-	-	-	-	-	-	-	-	-	-	(1)
A9260-01297	A&G-Employee pensions and bene - NSC-Pension Benefits Load 9260-01297	(39,408)	(42,765)	(39,227)	(28,855)	(30,370)	(27,325)	(34,320)	(28,384)	(28,652)	(30,240)	(30,999)	(25,731)	(386,275)
A9260-01299	A&G-Employee pensions and bene - NSC-Pension Benefits Projects 9260-01299	-	(1)	-	-	-	-	-	-	-	-	-	-	(1)
Benefits	**Benefits**	**599,208**	**650,241**	**596,450**	**704,770**	**741,766**	**667,411**	**838,245**	**693,267**	**699,813**	**738,585**	**757,126**	**628,460**	**8,315,342**
														-
A9210-07421	A&G-Office supplies & expense - Service Awards 9210-07421	-	824	709	-	-	-	-	-	-	-	220	2,908	4,661
A9260-07421	A&G-Employee pensions and bene - Service Awards 9260-07421	9,764	8,783	11,278	14,755	3,069	2,931	1,076	289	1,428	1,910	3,180	3,380	61,845
A9010-07421	Customer accounts-Operation su - Service Awards 9010-07421	-	-	300	-	-	-	-	-	-	-	-	-	300
A9030-07421	Customer accounts-Customer rec - Service Awards 9030-07421	500	-	450	-	-	-	-	-	-	-	-	-	950
A9010-07443	Customer accounts-Operation su - Uniforms 9010-07443	-	173	-	-	-	-	-	-	-	-	-	-	173
A9260-07452	A&G-Employee pensions and bene - Variable Pay & Mgmt Incentive Plans 9260-07452	-	-	-	161,833	194,668	283,680	274,412	255,649	206,395	185,287	164,178	164,178	1,890,281
A9260-07458	A&G-Employee pensions and bene - Restricted Stock - Long Term Incenti 9260-07458	51,145	25,953	-	32,337	10,474	10,823	10,823	10,125	10,823	10,474	114,048	25,513	312,537
A9260-07460	A&G-Employee pensions and bene - RSU-Long Term Incentive Plan - Time 9260-07460	11,703	-	-	3,943	3,816	3,943	3,943	3,689	3,943	3,816	67,393	4,233	110,425
A9260-07463	A&G-Employee pensions and bene - RSU-Managment Incentive Plan 9260-07463	490	-	-	165	24,746	222	222	208	222	215	222	215	26,929
A9010-07499	Customer accounts-Operation su - Misc Employee Welfare Exp 9010-07499	-	215	1,897	277	231	505	89	-	106	778	257	-	4,354
A9030-07499	Customer accounts-Customer rec - Misc Employee Welfare Exp 9030-07499	1,653	121	2,149	801	297	759	532	49	2,989	362	186	27	9,925
A9210-07499	A&G-Office supplies & expense - Misc Employee Welfare Exp 9210-07499	2,729	2,440	4,606	3,140	2,968	2,818	2,755	4,386	2,795	4,221	3,391	3,680	39,928
Employee Welfare	**Employee Welfare**	**77,985**	**38,508**	**21,389**	**217,252**	**240,269**	**305,682**	**293,851**	**274,395**	**228,702**	**207,063**	**353,076**	**204,135**	**2,462,307**
														-
A9240-04069	A&G-Property insurance - Blueflame Property Insurance 9240-04069	6,316	6,316	6,316	6,316	6,316	6,316	6,316	6,316	6,101	6,101	6,101	6,101	74,934
A9250-04070	A&G-Injuries & damages - Insurance-Other 9250-04070	48	48	48	48	48	78	48	48	48	38	38	38	574
Insurance	**Insurance**	**6,364**	**6,364**	**6,364**	**6,364**	**6,364**	**6,394**	**6,364**	**6,364**	**6,148**	**6,139**	**6,139**	**6,139**	**75,509**
														-
A8810-04561	Distribution-Rents - 842 Variable Real Estate Lease Expen 8810-04561	-	-	-	-	-	-	-	-	-	3,204	11,058	-	14,262
A9310-04561	A&G-Rents - 842 Variable Real Estate Lease Expen 9310-04561	17,390	15,690	17,587	(28,521)	15,710	18,943	18,267	42,847	-	35,825	41,127	-	194,866
A9310-04578	A&G-Rents - 842 Real Estate Lease Expense 9310-04578	95,881	95,881	95,881	96,140	96,140	96,140	96,140	96,140	96,140	96,140	96,140	96,140	1,152,900
A9210-04582	A&G-Office supplies & expense - Building Maintenance 9210-04582	49,590	64,623	52,929	53,154	75,556	55,457	45,910	59,191	57,827	60,393	41,683	60,021	676,335
A9030-04582	Customer accounts-Customer rec - Building Maintenance 9030-04582	-	-	-	19	-	-	-	-	-	-	-	2,243	2,263
A9100-04582	Customer service-Miscellaneous - Building Maintenance 9100-04582	-	-	-	-	-	-	-	(1,539)	1,539	-	-	-	-
A9210-04590	A&G-Office supplies & expense - Utilities 9210-04590	9,693	18,043	13,881	17,809	15,602	14,952	11,029	9,981	11,158	6,396	16,998	13,032	158,574
A9310-04590	A&G-Rents - Utilities 9310-04590	612	546	532	561	460	434	602	641	609	554	581	631	6,762
A9030-04590	Customer accounts-Customer rec - Utilities 9030-04590	8,407	9,479	9,836	9,910	8,180	6,355	5,736	5,530	6,265	6,069	6,340	7,288	89,395
Rent, Maint., & Utilities	**Rent, Maint., & Utilities**	**181,573**	**204,261**	**190,646**	**149,072**	**211,649**	**192,281**	**177,684**	**212,791**	**173,539**	**208,580**	**213,927**	**179,355**	**2,295,356**
														-
A8740-03002	Mains and Services Expenses - Vehicle Lease Payments 8740-03002	407	407	414	414	-	(401)	33	(4)	4	-	-	-	1,273
A9210-03004	A&G-Office supplies & expense - Vehicle Expense 9210-03004	-	13	-	-	-	-	-	-	-	-	-	-	13
A8740-03004	Mains and Services Expenses - Vehicle Expense 8740-03004	189	189	635	793	520	100	145	110	350	459	0	432	3,922
A8740-03008	Mains and Services Expenses - 842 Vehicle Lease Expense 8740-03008	-	-	-	-	414	829	414	414	414	414	414	414	3,729
A8740-04560	Mains and Services Expenses - Non 842 Fleet Lease/Rents 8740-04560	25	25	46	25	25	25	-	50	25	25	25	25	321
A8740-04563	Mains and Services Expenses - 842 Variable Fleet Lease Expense 8740-04563	21	21	-	21	21	-	21	-	17	21	21	21	181
Vehicles & Equip	**Vehicles & Equip**	**642**	**654**	**1,095**	**1,253**	**980**	**552**	**612**	**570**	**810**	**918**	**460**	**891**	**9,438**
														-
A9030-02005	Customer accounts-Customer rec - Non-Inventory Supplies 9030-02005	-	-	77	-	-	-	-	46	-	-	84	134	340
A9030-02006	Customer accounts-Customer rec - Purchasing Card Charges 9030-02006	-	62	-	-	-	-	244	-	-	-	-	-	306
A9010-05010	Customer accounts-Operation su - Office Supplies 9010-05010	-	14	272	-	-	-	32	214	212	-	-	92	836
A9030-05010	Customer accounts-Customer rec - Office Supplies 9030-05010	840	-	3,882	71	38	73	97	166	160	86	2,129	74	7,616
A9070-05010	Customer service-Supervision - Office Supplies 9070-05010	-	-	-	165	6	-	-	-	-	-	-	-	170
A9100-05010	Customer service-Miscellaneous - Office Supplies 9100-05010	-	-	34	-	1	-	-	-	-	-	-	-	35
A9210-05010	A&G-Office supplies & expense - Office Supplies 9210-05010	4,801	4,138	4,269	7,326	3,827	3,092	2,650	2,817	4,568	2,942	3,280	3,627	47,338
A8780-05010	Meter and house regulator expe - Office Supplies 8780-05010	-	-	-	-	-	-	-	-	26	-	-	-	26
Materials & Supplies	**Materials & Supplies**	**5,640**	**4,214**	**8,533**	**7,562**	**3,871**	**3,165**	**3,024**	**3,244**	**4,966**	**3,028**	**5,493**	**3,927**	**56,666**
														-
A9210-04201	A&G-Office supplies & expense - Software Maintenance 9210-04201	526,868	663,557	641,981	594,615	612,591	603,140	618,983	717,296	656,859	653,327	847,762	758,992	7,895,970

A9320-04201	A&G-Maintenance of general pla - Software Maintenance 9320-04201	2,812	1,018	-	-	-	96	67	271	-	-	206	411	4,880
A9010-04212	Customer accounts-Operation su - IT Equipment 9010-04212	179	-	-	-	54	-	-	-	-	-	-	-	233
A9030-04212	Customer accounts-Customer rec - IT Equipment 9030-04212	-	-	212	-	-	-	-	-	-	660	52	61	984
A9210-04212	A&G-Office supplies & expense - IT Equipment 9210-04212	1,077	2,517	272	471	3,189	44	956	1,353	626	149	445	2,203	13,301
Information Technologies	**Information Technologies**	**530,936**	**667,091**	**642,464**	**595,086**	**615,834**	**603,279**	**620,006**	**718,919**	**657,484**	**654,137**	**848,464**	**761,667**	**7,915,368**
														-
A9210-05310	A&G-Office supplies & expense - Monthly Lines and service 9210-05310	32,725	32,103	30,904	40,061	32,711	34,625	37,807	42,390	38,158	38,074	27,854	35,232	422,645
A9210-05312	A&G-Office supplies & expense - Long Distance 9210-05312	2,963	2,972	3,117	3,021	3,159	3,108	3,069	3,547	4,184	3,362	3,200	3,034	38,736
A9210-05314	A&G-Office supplies & expense - Toll Free Long Distance 9210-05314	9,255	8,569	9,306	8,512	9,440	8,713	7,655	8,793	9,139	9,950	9,814	62,248	161,395
A9210-05316	A&G-Office supplies & expense - Telecom Maintenance & Repair 9210-05316	30,426	30,426	30,426	30,446	30,529	6,966	2,872	2,872	2,872	141,154	30,529	30,529	370,049
A9210-05331	A&G-Office supplies & expense - WAN/LAN/Internet Service 9210-05331	43,523	44,930	43,248	44,934	44,936	44,935	44,984	44,964	44,843	44,417	44,400	44,410	534,524
A9210-05364	A&G-Office supplies & expense - Cellular, radio, pager charges 9210-05364	7,518	7,039	7,531	7,437	7,863	8,141	8,030	353	16,162	8,064	8,434	8,151	94,722
A9210-05376	A&G-Office supplies & expense - Cell service for data uses 9210-05376	2,435	2,406	2,417	2,385	2,505	2,544	2,511	245	5,030	2,546	2,506	2,453	29,984
A9030-05377	Customer accounts-Customer rec - Cell phone equipment and accessories 9030-05377	-	-	-	-	22	-	-	22	-	41	-	16	100
A9210-05377	A&G-Office supplies & expense - Cell phone equipment and accessories 9210-05377	330	837	358	734	628	394	921	105	1,696	1,314	1,045	604	8,966
A9010-05377	Customer accounts-Operation su - Cell phone equipment and accessories 9010-05377	-	-	-	-	-	37	-	-	-	-	-	-	37
Telecom	**Telecom**	**129,175**	**129,283**	**127,308**	**137,531**	**131,793**	**109,463**	**107,850**	**103,291**	**122,084**	**248,921**	**127,781**	**186,677**	**1,661,158**
														-
A9030-04040	Customer accounts-Customer rec - Community Rel&Trade Shows 9030-04040	-	-	31	-	-	-	118	-	-	1,759	-	365	2,272
A9210-04040	A&G-Office supplies & expense - Community Rel&Trade Shows 9210-04040	36,073	(2,352)	(31,846)	2,642	18	3,646	217	459	270	2,310	(889)	113	10,661
Marketing	**Marketing**	**36,073**	**(2,352)**	**(31,815)**	**2,642**	**18**	**3,646**	**334**	**459**	**270**	**4,069**	**(889)**	**478**	**12,933**
														-
A9030-04130	Customer accounts-Customer rec - Bank Service Charge 9030-04130	53,011	7,975	8,694	58,324	8,905	8,065	50,557	8,113	9,836	38,458	18,723	14,525	285,186
A9210-04130	A&G-Office supplies & expense - Bank Service Charge 9210-04130	-	18,160	9,218	8,345	9,295	9,144	9,768	10,357	10,463	10,604	9,956	9,163	114,472
A9030-04145	Customer accounts-Customer rec - Printing/Slides/Graphics 9030-04145	-	-	-	-	-	19	-	-	-	-	-	-	19
Directors & Shareholders &PR	**Directors & Shareholders &PR**	**53,011**	**26,135**	**17,912**	**66,669**	**18,200**	**17,227**	**60,325**	**18,471**	**20,298**	**49,062**	**28,678**	**23,688**	**399,676**
														-
A9030-05415	Customer accounts-Customer rec - Membership Fees 9030-05415	-	-	-	-	-	-	100	-	-	97	-	-	197
A9210-05415	A&G-Office supplies & expense - Membership Fees 9210-05415	-	-	-	-	-	-	7,444	7,444	-	-	75	-	14,963
A9010-05417	Customer accounts-Operation su - Club Dues - Deductible 9010-05417	-	-	-	-	-	-	-	-	-	-	250	-	250
A9030-05417	Customer accounts-Customer rec - Club Dues - Deductible 9030-05417	-	-	-	-	245	-	-	245	-	-	264	-	754
Dues & Membership Fees	**Dues & Membership Fees**	**-**	**-**	**-**	**-**	**245**	**-**	**7,544**	**7,689**	**-**	**97**	**589**	**-**	**16,164**
														-
A9030-05111	Customer accounts-Customer rec - Postage/Delivery Services 9030-05111	-	8	268	-	32	52	-	-	-	-	-	-	360
A9210-05111	A&G-Office supplies & expense - Postage/Delivery Services 9210-05111	6,076	7,207	22,441	6,763	18,031	2,970	5,296	5,622	6,152	6,231	6,536	6,671	99,995
Print & Postages	**Print & Postages**	**6,076**	**7,215**	**22,709**	**6,763**	**18,063**	**3,022**	**5,296**	**5,622**	**6,152**	**6,231**	**6,536**	**6,671**	**100,355**
														-

A9210-05410	A&G-Office supplies & expense - Misc - Nondeductible 9210-05410	-	-	-	-	-	-	-	-	-	-	-	25	25
A9010-05411	Customer accounts-Operation su - Meals and Entertainment 9010-05411	2,422	1,529	5,441	3,442	1,140	8,104	1,254	945	2,051	2,007	2,521	1,535	32,391
A9030-05411	Customer accounts-Customer rec - Meals and Entertainment 9030-05411	12,171	3,477	5,601	12,805	18,421	6,709	9,581	6,312	5,831	14,315	8,494	14,222	117,938
A9210-05411	A&G-Office supplies & expense - Meals and Entertainment 9210-05411	8,761	2,325	20,076	2,247	2,678	1,713	2,506	4,328	2,968	4,130	2,186	1,017	54,935
A9010-05412	Customer accounts-Operation su - Spousal & Dependent Travel 9010-05412	-	-	3,422	-	-	6,741	-	-	-	-	-	-	10,163
A9030-05412	Customer accounts-Customer rec - Spousal & Dependent Travel 9030-05412	-	-	26	-	-	1,399	-	-	213	-	-	-	1,639
A9010-05413	Customer accounts-Operation su - Transportation 9010-05413	1,766	1,533	3,375	898	1,110	1,532	1,422	1,782	2,982	2,871	3,373	1,365	24,009
A9030-05413	Customer accounts-Customer rec - Transportation 9030-05413	1,250	3,066	1,375	2,299	2,193	1,531	2,099	(1,362)	5,591	8,083	4,514	4,335	34,975
A9210-05413	A&G-Office supplies & expense - Transportation 9210-05413	586	737	1,087	352	1,039	1,254	1,236	2,685	4,176	2,493	1,699	984	18,329
A9210-05414	A&G-Office supplies & expense - Lodging 9210-05414	267	1,315	494	206	1,035	369	872	755	865	1,328	3,612	1,113	12,232
A9010-05414	Customer accounts-Operation su - Lodging 9010-05414	3,066	1,517	1,263	1,507	222	753	669	2,097	1,762	2,607	2,514	638	18,616
A9030-05414	Customer accounts-Customer rec - Lodging 9030-05414	1,461	2,136	1,620	2,310	757	118	223	2,760	1,696	7,031	8,221	1,309	29,642
A9210-05419	A&G-Office supplies & expense - Misc Employee Expense 9210-05419	-	-	6,024	350	-	-	(10,910)	-	6,592	569	-	650	3,274
Travel & Entertainment	**Travel & Entertainment**	**31,749**	**17,635**	**49,803**	**26,416**	**28,595**	**30,223**	**8,953**	**20,303**	**34,727**	**45,434**	**37,135**	**27,194**	**358,168**
									-		-			-
A9010-05420	Customer accounts-Operation su - Employee Development 9010-05420	-	-	-	-	-	-	-	2,345	-	-	979	-	3,324
A9030-05420	Customer accounts-Customer rec - Employee Development 9030-05420	499	5,758	-	-	-	-	90	-	1,650	2,350	1,295	-	11,641
A9210-05420	A&G-Office supplies & expense - Employee Development 9210-05420	-	2,195	-	-	-	-	-	-	1,000	4,045	3,311	-	10,551
A9010-05421	Customer accounts-Operation su - Training 9010-05421	-	-	-	-	-	-	-	-	3,100	-	-	-	3,100
A9030-05421	Customer accounts-Customer rec - Training 9030-05421	-	-	-	-	-	-	-	-	450	-	-	-	450
A9210-05421	A&G-Office supplies & expense - Training 9210-05421	-	2,399	-	-	-	-	-	-	-	-	1,295	-	3,694
A9030-05424	Customer accounts-Customer rec - Books & Manuals 9030-05424	-	-	-	-	-	73	79	-	-	-	-	-	153
A9210-05424	A&G-Office supplies & expense - Books & Manuals 9210-05424	-	-	-	70	237	61	-	-	-	-	-	-	368
A9030-05428	Customer accounts-Customer rec - Computer Skills & Systems Training 9030-05428	-	-	-	-	-	-	-	-	4,549	-	-	-	4,549
A9210-05428	A&G-Office supplies & expense - Computer Skills & Systems Training 9210-05428	-	-	-	-	-	-	-	-	-	-	-	-	-
Training	**Training**	**499**	**10,351**	**-**	**70**	**237**	**134**	**169**	**2,345**	**10,749**	**6,395**	**6,880**	**-**	**37,829**
														-
A9210-06111	A&G-Office supplies & expense - Contract Labor 9210-06111	66,252	109,535	129,397	100,974	66,937	100,872	89,526	121,973	69,644	89,136	83,005	108,603	1,135,854
A9230-06111	A&G-Outside services employed - Contract Labor 9230-06111	118,360	131,173	115,063	93,225	58,722	75,434	60,626	62,466	9,034	82,013	193,636	(96,276)	903,476
A9210-06116	A&G-Office supplies & expense - Bill Print Fees 9210-06116	-	-	-	-	-	-	-	23,420	-	3,558	(3,558)	-	23,420
Outside Services	**Outside Services**	**184,612**	**240,708**	**244,460**	**194,200**	**125,659**	**176,306**	**150,152**	**207,859**	**78,677**	**174,707**	**273,082**	**12,327**	**2,062,750**
														-
	Total O&M Expenses Before Allocations	**4,369,713**	**4,741,639**	**4,411,860**	**4,837,819**	**5,008,610**	**4,696,660**	**5,518,126**	**4,953,330**	**4,747,446**	**5,206,149**	**5,663,872**	**4,469,031**	**58,624,255**

View
USD-Regulatory
Company
Cost Center
Kentucky Division - 009DIV

		Fiscal 2023 July	Fiscal 2023 August	Fiscal 2023 September	Fiscal 2024 October	Fiscal 2024 November	Fiscal 2024 December	Fiscal 2024 January	Fiscal 2024 February	Fiscal 2024 March	Fiscal 2024 April	Fiscal 2024 May	Fiscal 2024 June
A8870-01000	Distribution-Maint of mains - Non-project Labor 8870-01000	3,016	3,134	3,585	2,137	1,674	7,623	8,433	2,080	4,602	5,731	8,058	5,229
A8890-01000	Maintenance of measuring and r - Non-project Labor 8890-01000	-	-	-	-	-	-	245	-	-	-	-	-
A8910-01000	Maintenance of measuring and r - Non-project Labor 8910-01000	-	-	-	-	-	-	-	-	-	-	55	-
A8920-01000	Maintenance of services - Non-project Labor 8920-01000	-	-	504	-	-	59	-	-	83	-	-	-
A9020-01000	Customer accounts-Meter readin - Non-project Labor 9020-01000	17,159	21,986	17,754	19,300	17,874	28,399	18,075	24,547	22,628	18,846	31,708	22,389
A9030-01000	Customer accounts-Customer rec - Non-project Labor 9030-01000	27,059	28,433	26,642	21,431	16,373	18,273	10,065	19,462	25,220	23,972	33,535	16,069
A9090-01000	Customer service-Operating inf - Non-project Labor 9090-01000	9,823	9,823	9,823	9,973	10,122	15,184	10,122	10,122	10,122	10,165	15,311	10,360
A9110-01000	Sales-Supervision - Non-project Labor 9110-01000	1,203	1,203	7,896	8,014	8,133	12,419	8,133	8,133	8,133	8,133	12,199	8,255
A9200-01000	A&G-Administrative & general s - Non-project Labor 9200-01000	14,512	16,397	9,879	4,940	-	-	-	-	-	-	-	-
A8160-01000	Wells expenses - Non-project Labor 8160-01000	8,044	3,723	6,590	1,786	1,868	2,618	1,507	1,729	302	-	2,376	1,102
A8170-01000	Lines expenses - Non-project Labor 8170-01000	-	155	-	287	281	769	851	2,064	167	-	1,491	710
A8180-01000	Compressor station expenses - Non-project Labor 8180-01000	1,581	2,954	2,458	1,678	1,178	1,580	1,936	1,133	2,155	4,629	6,324	1,326
A8200-01000	Storage-Measuring and regulati - Non-project Labor 8200-01000	256	-	69	-	-	-	-	122	-	57	-	-
A8210-01000	Storage-Purification expenses - Non-project Labor 8210-01000	-	159	810	-	2,493	9,167	12,695	15,536	645	-	-	-
A8340-01000	Maintenance of compressor stat - Non-project Labor 8340-01000	719	1,814	3,507	2,857	2,232	3,820	1,718	3,143	4,732	3,646	4,842	1,227
A8410-01000	Other storage expenses-Operati - Non-project Labor 8410-01000	12,504	10,812	16,007	11,981	12,323	27,998	21,126	12,279	13,543	13,424	17,735	15,013
A8560-01000	Mains expenses - Non-project Labor 8560-01000	7,615	1,628	7,613	22,415	18,152	15,486	2,301	9,259	10,239	8,456	11,342	8,631
A8570-01000	Transmission-Measuring and reg - Non-project Labor 8570-01000	-	-	572	739	-	-	659	151	-	-	-	-
A8630-01000	Transmission-Maintenance of ma - Non-project Labor 8630-01000	913	2,567	2,577	6,417	4,378	3,000	-	1,030	508	818	3,259	3,403
A8700-01000	Distribution-Operation supervi - Non-project Labor 8700-01000	46,305	35,218	39,106	38,137	36,173	81,733	66,473	46,086	50,374	54,054	76,123	60,116
A8740-01000	Mains and Services Expenses - Non-project Labor 8740-01000	151,576	164,422	161,270	157,981	159,217	242,156	153,908	168,828	169,411	142,636	234,851	176,468
A8750-01000	Distribution-Measuring and reg - Non-project Labor 8750-01000	74,851	77,121	76,308	81,181	76,397	109,960	100,477	83,410	76,870	73,690	100,858	64,337
A8760-01000	Distribution-Measuring and reg - Non-project Labor 8760-01000	283	-	-	-	-	-	-	-	-	-	-	-
A8780-01000	Meter and house regulator expe - Non-project Labor 8780-01000	50,998	47,314	50,042	62,968	87,420	124,500	76,799	58,984	53,206	56,445	70,510	57,549
A8700-01001	Distribution-Operation supervi - Capital Labor 8700-01001	663,242	670,955	666,890	657,832	684,647	971,355	643,634	707,469	668,499	659,466	986,945	688,140
A8700-01002	Distribution-Operation supervi - Capital Labor Contra 8700-01002	(659,667)	(663,150)	(676,728)	(664,149)	(693,921)	(987,427)	(654,471)	(681,033)	(670,620)	(668,175)	(998,657)	(687,006)
A8700-01006	Distribution-Operation supervi - O&M Project Labor and Contra 8700-01006	-	-	-	-	-	-	-	-	2,828	7,336	10,071	-
A8740-01006	Mains and Services Expenses - O&M Project Labor and Contra 8740-01006	-	-	-	-	-	-	-	2,636	7,635	(3,792)	-	-
A8160-01008	Wells expenses - Expense Labor Accrual 8160-01008	1,692	(738)	1,620	(2,223)	236	(871)	166	175	(627)	(151)	396	(120)
A8170-01008	Lines expenses - Expense Labor Accrual 8170-01008	(102)	70	(70)	172	24	(68)	212	588	(845)	(84)	249	(71)
A8180-01008	Compressor station expenses - Expense Labor Accrual 8180-01008	97	855	(101)	(222)	(182)	(561)	511	(265)	568	1,700	(1,723)	(722)
A8200-01008	Storage-Measuring and regulati - Expense Labor Accrual 8200-01008	77	(77)	35	(35)	-	-	-	55	(55)	34	(34)	-
A8210-01008	Storage-Purification expenses - Expense Labor Accrual 8210-01008	(26)	71	333	(405)	1,745	(217)	3,550	1,913	(6,669)	(323)	-	-
A8340-01008	Maintenance of compressor stat - Expense Labor Accrual 8340-01008	(305)	601	937	(39)	(152)	(926)	50	727	952	(178)	(1,381)	(500)
A8410-01008	Other storage expenses-Operati - Expense Labor Accrual 8410-01008	150	1,114	3,138	(815)	1,437	(3,960)	3,784	(2,925)	1,246	1,283	(5,098)	798
A8560-01008	Mains expenses - Expense Labor Accrual 8560-01008	78	(1,552)	3,074	9,643	(743)	(10,126)	(1,661)	3,247	953	(46)	(3,183)	267
A8570-01008	Transmission-Measuring and reg - Expense Labor Accrual 8570-01008	-	-	286	157	(443)	-	264	(196)	(68)	-	-	-
A8630-01008	Transmission-Maintenance of ma - Expense Labor Accrual 8630-01008	(147)	881	133	2,562	(786)	(2,565)	(500)	464	(209)	237	52	308
A8700-01008	Distribution-Operation supervi - Expense Labor Accrual 8700-01008	4,118	1,957	3,705	3,329	2,439	(11,699)	12,967	(4,664)	3,262	7,245	(19,745)	2,342
A8740-01008	Mains and Services Expenses - Expense Labor Accrual 8740-01008	5,325	28,517	6,645	14,154	16,663	(71,093)	21,204	14,409	10,629	(1,020)	(46,440)	4,975
A8750-01008	Distribution-Measuring and reg - Expense Labor Accrual 8750-01008	4,505	12,249	3,450	10,555	4,770	(35,152)	21,864	(2,656)	901	5,779	(27,404)	(726)
A8760-01008	Distribution-Measuring and reg - Expense Labor Accrual 8760-01008	85	(85)	-	-	-	-	-	-	-	-	-	-
A8780-01008	Meter and house regulator expe - Expense Labor Accrual 8780-01008	3,649	5,992	3,730	12,760	23,413	(40,444)	9,970	(4,177)	60	7,264	(22,115)	2,636
A8870-01008	Distribution-Maint of mains - Expense Labor Accrual 8870-01008	215	505	382	(510)	(110)	99	2,103	(2,437)	1,365	1,138	(2,095)	(36)
A8890-01008	Maintenance of measuring and r - Expense Labor Accrual 8890-01008	-	-	-	-	-	-	98	(98)	-	-	-	-
A8910-01008	Maintenance of measuring and r - Expense Labor Accrual 8910-01008	-	-	-	-	-	-	-	-	-	-	9	(9)
A8920-01008	Maintenance of services - Expense Labor Accrual 8920-01008	-	-	252	(252)	-	10	(10)	-	41	(41)	-	-
A9020-01008	Customer accounts-Meter readin - Expense Labor Accrual 9020-01008	623	4,746	(1,017)	2,703	932	(7,778)	2,497	3,816	268	(7)	(6,023)	313
A9030-01008	Customer accounts-Customer rec - Expense Labor Accrual 9030-01008	(673)	4,677	526	(462)	(1,398)	(8,415)	981	4,732	3,852	1,774	(8,794)	(1,572)
A9090-01008	Customer service-Operating inf - Expense Labor Accrual 9090-01008	491	1,473	491	1,072	1,102	(4,555)	1,518	506	506	1,038	(3,547)	38
A9110-01008	Sales-Supervision - Expense Labor Accrual 9110-01008	(1,793)	181	3,406	861	884	(3,623)	1,183	407	407	813	(2,846)	31
A9200-01008	A&G-Administrative & general s - Expense Labor Accrual 9200-01008	726	3,025	(2,439)	(1,976)	(2,964)	-	-	-	-	-	-	-
A8700-01011	Distribution-Operation supervi - Capital Labor Transfer In 8700-01011	398,755	393,069	405,629	403,360	424,244	646,378	447,268	397,768	384,308	393,184	556,205	409,920
A8700-01012	Distribution-Operation supervi - Capital Labor Transfer Out 8700-01012	(402,330)	(400,873)	(395,792)	(397,042)	(414,970)	(630,305)	(436,432)	(424,203)	(382,186)	(384,475)	(544,493)	(411,054)
A8700-01014	Distribution-Operation supervi - Expense Labor Transfer Out 8700-01014	-	-	-	-	-	-	-	-	(2,828)	(7,336)	(10,071)	-
A8740-01014	Mains and Services Expenses - Expense Labor Transfer Out 8740-01014	-	-	-	-	-	-	-	-	(6,479)	-	-	-
Labor	**Labor**	**447,203**	**493,326**	**471,531**	**505,250**	**503,154**	**502,798**	**576,274**	**484,353**	**470,635**	**447,361**	**480,853**	**460,135**
A9260-01202	A&G-Employee pensions and bene - Pension Benefits Load 9260-01202	14,756	16,262	15,610	13,127	13,092	13,073	14,983	12,525	12,206	11,730	12,502	11,964
A9260-01203	A&G-Employee pensions and bene - OPEB Benefits Load 9260-01203	7,747	8,555	8,137	6,738	6,674	6,687	7,664	6,407	6,244	6,000	6,395	6,120
A9260-01251	A&G-Employee pensions and bene - Medical Benefits Load 9260-01251	80,496	88,767	84,976	95,154	94,829	94,727	108,570	90,756	88,450	84,997	90,593	86,689
A9260-01253	A&G-Employee pensions and bene - Medical Benefits Projects 9260-01253	-	-	-	-	-	-	-	497	218	(714)	-	-
A9260-01257	A&G-Employee pensions and bene - ESOP Benefits Load 9260-01257	18,219	20,086	19,251	18,865	18,749	18,754	21,495	17,968	17,512	16,828	17,936	17,163
A9260-01259	A&G-Employee pensions and bene - ESOP Benefits Projects 9260-01259	-	-	-	-	-	-	-	98	43	(141)	-	-
A9260-01263	A&G-Employee pensions and bene - RSP FACC Benefits Load 9260-01263	6,194	6,844	6,493	7,299	7,222	7,240	8,298	6,937	6,760	6,497	6,924	6,626
A9260-01265	A&G-Employee pensions and bene - RSP FACC Benefits Projects 9260-01265	-	-	-	-	-	-	-	38	17	(55)	-	-
A9260-01266	A&G-Employee pensions and bene - Life Benefits Load 9260-01266	894	987	943	1,213	1,208	1,207	1,383	1,156	1,127	1,083	1,154	1,104
A9260-01268	A&G-Employee pensions and bene - Life Benefits Projects 9260-01268	-	-	-	-	-	-	-	6	3	(9)	-	-
A9260-01269	A&G-Employee pensions and bene - LTD Benefits Load 9260-01269	2,862	3,157	3,018	3,385	3,371	3,369	3,861	3,228	3,145	3,023	3,222	3,083
A9260-01271	A&G-Employee pensions and bene - LTD Benefits Projects 9260-01271	-	-	-	-	-	-	-	18	8	(25)	-	-
A9260-01291	A&G-Employee pensions and bene - Pension Benefits Projects 9260-01291	-	-	-	-	-	-	-	71	31	(102)	-	-
A9260-01292	A&G-Employee pensions and bene - OPEB Benefits Projects 9260-01292	-	-	-	-	-	-	-	35	15	(50)	-	-
A9250-01293	A&G-Injuries & damages - Workers Comp Benefits Projects 9250-01293	-	-	-	-	-	-	-	18	8	(26)	-	-
A9260-01294	A&G-Employee pensions and bene - NSC-OPEB Benefits Load 9260-01294	(74,183)	(81,458)	(79,464)	(79,986)	(80,451)	(79,995)	(91,685)	(76,641)	(74,694)	(71,778)	(76,504)	(73,207)
A9260-01296	A&G-Employee pensions and bene - NSC-OPEB Benefits Projects 9260-01296	-	-	-	-	-	-	-	(419)	(1,245)	1,101	(1,039)	-
A9260-01297	A&G-Employee pensions and bene - NSC-Pension Benefits Load 9260-01297	(8,402)	(9,260)	(8,887)	(6,109)	(6,093)	(6,084)	(6,973)	(5,829)	(5,681)	(5,459)	(5,818)	(5,568)
A9260-01299	A&G-Employee pensions and bene - NSC-Pension Benefits Projects 9260-01299	-	-	-	-	-	-	-	(34)	(102)	90	(85)	-
Benefits	**Benefits**	**48,582**	**53,940**	**50,077**	**59,686**	**58,600**	**58,978**	**67,597**	**56,833**	**54,065**	**52,988**	**55,281**	**53,974**
A8560-07443	Mains expenses - Uniforms 8560-07443	-	342	-	1,658	4,202	504	-	-	-	212	505	482

A8700-07443	Distribution-Operation supervi - Uniforms 8700-07443	334	998	2,082	729	1,610	849	1,195	49	330	-	607	978
A8740-07443	Mains and Services Expenses - Uniforms 8740-07443	4,209	14,358	6,906	16,711	18,867	11,141	10,705	8,170	7,837	11,236	21,831	13,427
A8750-07443	Distribution-Measuring and reg - Uniforms 8750-07443	-	-	-	-	-	345	-	61	200	-	154	-
A8780-07443	Meter and house regulator expe - Uniforms 8780-07443	-	-	-	-	-	-	80	-	-	-	-	-
A8800-07443	Distribution-Other expenses - Uniforms 8800-07443	-	-	-	-	-	110	-	-	-	-	-	-
A9260-07443	A&G-Employee pensions and bene - Uniforms 9260-07443	595	841	2,109	3,421	4,434	4,494	5,819	1,853	1,629	784	5,415	1,861
A9260-07444	A&G-Employee pensions and bene - Uniforms Capitalized 9260-07444	(215)	(558)	(1,393)	(2,942)	(3,813)	(3,865)	(5,004)	(1,132)	(1,051)	(485)	(3,329)	(1,154)
A8560-07444	Mains expenses - Uniforms Capitalized 8560-07444	-	(162)	-	(1,426)	(3,613)	(433)	-	-	-	(38)	(114)	(174)
A8700-07444	Distribution-Operation supervi - Uniforms Capitalized 8700-07444	(225)	(600)	(1,363)	(627)	(1,384)	(730)	(1,028)	(30)	(188)	-	(353)	(766)
A8740-07444	Mains and Services Expenses - Uniforms Capitalized 8740-07444	(2,550)	(8,416)	(4,283)	(14,372)	(16,225)	(9,581)	(9,206)	(5,246)	(4,989)	(6,448)	(13,890)	(8,067)
A8750-07444	Distribution-Measuring and reg - Uniforms Capitalized 8750-07444	-	-	-	-	-	(297)	-	(16)	(52)	-	(40)	-
A8780-07444	Meter and house regulator expe - Uniforms Capitalized 8780-07444	-	-	-	-	-	-	(69)	-	-	-	-	-
A8800-07444	Distribution-Other expenses - Uniforms Capitalized 8800-07444	-	-	-	-	-	(95)	-	-	-	-	-	-
A9260-07449	A&G-Employee pensions and bene - Non-Qual Retirment Exp 9260-07449	-	-	-	619	1,730	2,849	-	60	60	-	356	-
A9260-07458	A&G-Employee pensions and bene - Restricted Stock - Long Term Incenti 9260-07458	4,677	(2,041)	-	-	-	-	-	-	-	-	-	-
A8700-07495	Distribution-Operation supervi - Employee Broadcast and Publication 8700-07495	1,028	-	-	-	-	-	-	-	-	-	-	-
A9030-07499	Customer accounts-Customer rec - Misc Employee Welfare Exp 9030-07499	428	-	-	-	387	-	300	55	-	156	-	1,085
A9090-07499	Customer service-Operating inf - Misc Employee Welfare Exp 9090-07499	-	-	485	-	-	1,089	-	-	-	-	-	-
A9210-07499	A&G-Office supplies & expense - Misc Employee Welfare Exp 9210-07499	-	186	-	-	-	-	-	-	-	-	-	-
A9260-07499	A&G-Employee pensions and bene - Misc Employee Welfare Exp 9260-07499	260	222	224	464	602	51	659	134	12	300	-	-
A8560-07499	Mains expenses - Misc Employee Welfare Exp 8560-07499	150	-	-	-	-	33	-	-	-	-	-	-
A8700-07499	Distribution-Operation supervi - Misc Employee Welfare Exp 8700-07499	1,789	1,776	941	1,242	1,010	4,962	910	4,138	3,757	1,641	1,596	1,677
A8740-07499	Mains and Services Expenses - Misc Employee Welfare Exp 8740-07499	-	199	393	1,389	3,913	754	214	1,077	267	1,685	2,028	115
A8750-07499	Distribution-Measuring and reg - Misc Employee Welfare Exp 8750-07499	-	-	-	-	-	25	-	160	-	-	-	-
A8770-07499	Distribution-Measuring and reg - Misc Employee Welfare Exp 8770-07499	-	-	-	-	-	-	-	-	-	-	20	-
A8780-07499	Meter and house regulator expe - Misc Employee Welfare Exp 8780-07499	-	-	-	586	-	-	-	-	-	-	-	-
A8870-07499	Distribution-Maint of mains - Misc Employee Welfare Exp 8870-07499	-	-	-	-	-	-	97	-	-	29	-	-
Employee Welfare	**Employee Welfare**	**10,480**	**7,145**	**6,101**	**7,452**	**11,718**	**12,203**	**4,671**	**9,333**	**7,812**	**9,072**	**14,786**	**9,465**
A9240-04069	A&G-Property insurance - Blueflame Property Insurance 9240-04069	35,206	35,206	35,206	35,206	35,206	35,206	35,206	35,206	37,154	37,154	37,154	37,154
A9250-04070	A&G-Injuries & damages - Insurance-Other 9250-04070	3,543	3,543	3,543	3,543	3,543	5,792	3,543	3,543	3,543	4,955	4,953	4,953
A9210-04070	A&G-Office supplies & expense - Insurance-Other 9210-04070	-	-	733	102	-	-	2,240	1,105	446	-	-	-
A9240-04072	A&G-Property insurance - Insurance Capitalized 9240-04072	(23,507)	(23,377)	(23,759)	(33,412)	(33,324)	(35,258)	(35,250)	(34,275)	(35,383)	(36,213)	(36,212)	(36,212)
A8700-07120	Distribution-Operation supervi - Environmental & Safety 8700-07120	61	3,974	1,101	214	695	426	621	79	37	849	-	516
A8740-07120	Mains and Services Expenses - Environmental & Safety 8740-07120	-	338	19	-	107	-	-	-	-	-	-	136
A8750-07120	Distribution-Measuring and reg - Environmental & Safety 8750-07120	-	-	-	-	-	-	-	-	-	-	-	11
Insurance	**Insurance**	**15,303**	**19,684**	**16,843**	**5,653**	**6,227**	**6,166**	**6,360**	**5,659**	**5,797**	**6,744**	**5,895**	**6,558**
A8810-04308	Distribution-Rents - 842 Locusview Lease Expense 8810-04308	20,147	20,147	20,147	20,147	26,240	20,147	20,573	20,147	20,147	20,147	26,233	21,647
A8810-04561	Distribution-Rents - 842 Variable Real Estate Lease Expen 8810-04561	124	450	448	459	208	204	211	211	211	211	211	-
A9020-04562	Customer accounts-Meter readin - 842 Variable Tower Lease Expense 9020-04562	2,381	2,461	2,462	3,125	2,520	2,486	4,415	2,628	2,640	1,440	2,566	2,609
A8700-04564	Distribution-Operation supervi - 842 Variable Copier Lease Expense 8700-04564	22	29	10	5	8	24	6	8	15	48	17	17
A8700-04575	Distribution-Operation supervi - 842 Short Term Lease Expense 8700-04575	-	-	-	-	-	-	-	-	-	-	-	-
A8810-04578	Distribution-Rents - 842 Real Estate Lease Expense 8810-04578	55,773	55,773	59,273	39,856	43,356	43,356	43,356	43,356	43,356	43,356	43,356	78,158
A8250-04580	Storage well royalties - Building Lease/Rents Capitalized 8250-04580	(76)	-	(84)	(465)	-	-	(393)	(64)	-	(69)	(146)	-
A8770-04580	Distribution-Measuring and reg - Building Lease/Rents Capitalized 8770-04580	(4,455)	-	-	-	-	-	(5,160)	-	-	-	-	-
A8810-04580	Distribution-Rents - Building Lease/Rents Capitalized 8810-04580	(37,516)	(36,327)	(38,049)	(32,921)	(40,879)	(35,931)	(35,937)	(36,281)	(35,937)	(37,463)	(35,937)	(62,856)
A8810-04581	Distribution-Rents - Non 842 Building Lease/Rents 8810-04581	200	500	-	-	5,750	-	-	400	-	1,775	-	(3,500)
A8250-04581	Storage well royalties - Non 842 Building Lease/Rents 8250-04581	183	-	500	540	-	-	457	74	-	80	170	-
A8770-04581	Distribution-Measuring and reg - Non 842 Building Lease/Rents 8770-04581	6,500	-	-	-	-	-	6,000	-	-	-	-	-
A9210-04582	A&G-Office supplies & expense - Building Maintenance 9210-04582	186	-	-	-	-	-	-	-	-	-	-	-
A8740-04582	Mains and Services Expenses - Building Maintenance 8740-04582	623	9,107	1,325	7,480	9,014	13,207	2,056	4,878	4,619	7,929	4,573	11,523
A8810-04582	Distribution-Rents - Building Maintenance 8810-04582	12,768	9,309	11,725	14,499	5,473	6,087	1,466	540	434	2,972	6,228	3,461
A8700-04582	Distribution-Operation supervi - Building Maintenance 8700-04582	26,968	37,994	27,561	26,075	16,357	24,166	32,683	16,268	54,703	42,148	26,476	28,953
A8170-04582	Lines expenses - Building Maintenance 8170-04582	-	-	-	-	-	-	-	-	-	424	-	-
A8740-04585	Mains and Services Expenses - Railroad easements and crossings 8740-04585	-	585	-	-	-	-	-	-	-	8,172	-	-
A8560-04585	Mains expenses - Railroad easements and crossings 8560-04585	-	-	-	-	-	-	-	-	-	87	-	-
A8810-04590	Distribution-Rents - Utilities 8810-04590	61	61	62	133	234	61	63	62	60	61	63	(107)
A9020-04590	Customer accounts-Meter readin - Utilities 9020-04590	449	450	461	431	422	456	467	383	467	430	455	351
A9030-04590	Customer accounts-Customer rec - Utilities 9030-04590	(25)	-	-	-	-	-	-	-	-	-	-	-
A8700-04590	Distribution-Operation supervi - Utilities 8700-04590	7,623	10,834	8,389	11,152	10,796	7,420	7,890	7,648	8,399	6,564	11,219	7,795
A8710-04590	Distribution load dispatching - Utilities 8710-04590	-	-	-	-	-	-	-	-	-	(20)	-	-
A8740-04590	Mains and Services Expenses - Utilities 8740-04590	4,858	6,831	4,556	5,915	6,286	5,766	6,003	4,826	6,636	5,156	6,973	5,474
A8750-04590	Distribution-Measuring and reg - Utilities 8750-04590	498	974	1,885	519	570	489	520	456	545	426	616	567
A8770-04590	Distribution-Measuring and reg - Utilities 8770-04590	209	321	62	232	249	329	319	381	380	269	260	144
A8780-04590	Meter and house regulator expe - Utilities 8780-04590	440	2,103	452	1,077	1,933	1,091	1,073	542	1,622	859	1,824	1,160
A8210-04590	Storage-Purification expenses - Utilities 8210-04590	155	189	186	157	148	257	313	323	232	207	158	135
A8250-04590	Storage well royalties - Utilities 8250-04590	125	111	77	82	133	481	826	1,432	1,243	750	500	147
A8550-04590	Other fuel & power for compres - Utilities 8550-04590	39	39	38	36	39	41	40	40	39	37	36	42
A8560-04590	Mains expenses - Utilities 8560-04590	1,745	2,480	1,001	2,712	2,548	2,004	2,057	1,437	2,234	2,093	2,249	2,087
A8570-04590	Transmission-Measuring and reg - Utilities 8570-04590	691	723	467	565	777	748	919	721	629	858	820	809
A8170-04590	Lines expenses - Utilities 8170-04590	167	182	175	174	152	162	196	213	189	169	179	168
A8180-04590	Compressor station expenses - Utilities 8180-04590	98	76	82	79	82	82	82	82	141	102	64	84
A8190-04590	Compressor station fuel and po - Utilities 8190-04590	93	29	-	-	-	-	-	-	-	-	-	-
A8200-04590	Storage-Measuring and regulati - Utilities 8200-04590	103	98	52	133	92	113	151	173	195	160	143	114
A8560-04599	Mains expenses - Capitalized Utility Costs 8560-04599	(1,074)	(1,623)	(547)	(2,332)	(2,191)	(1,723)	(1,769)	(1,236)	(1,921)	(1,874)	(1,934)	(1,795)
A8180-04599	Compressor station expenses - Capitalized Utility Costs 8180-04599	(88)	(69)	(74)	(68)	(70)	(70)	(70)	(70)	(121)	(88)	(55)	(72)
A8700-04599	Distribution-Operation supervi - Capitalized Utility Costs 8700-04599	(22,808)	(31,195)	(23,011)	(32,016)	(23,352)	(27,164)	(34,893)	(20,568)	(54,268)	(41,893)	(32,418)	(31,604)
A8810-04599	Distribution-Rents - Capitalized Utility Costs 8810-04599	(7,529)	(5,264)	(6,362)	(12,583)	(4,908)	(5,288)	(1,315)	(517)	(425)	(2,608)	(5,411)	(2,884)
A9020-05353	Customer accounts-Meter readin - 842 Tower Lease Expense 9020-05353	26,397	26,397	26,401	26,382	26,378	26,373	26,373	26,374	26,371	26,372	26,409	26,379
Rent, Maint., & Utilities	**Rent, Maint., & Utilities**	**96,051**	**113,775**	**99,670**	**81,581**	**88,366**	**85,373**	**78,978**	**74,866**	**82,833**	**89,286**	**85,897**	**89,006**
A8740-03002	Mains and Services Expenses - Vehicle Lease Payments 8740-03002	101,743	100,889	101,076	105,425	-	(91,269)	(7,994)	12,567	(31,005)	583	-	-
A9210-03003	A&G-Office supplies & expense - Capitalized transportation costs 9210-03003	-	-	(6)	-	-	-	-	-	-	-	-	-
A8410-03003	Other storage expenses-Operati - Capitalized transportation costs 8410-03003	(108)	-	-	-	-	-	-	-	-	-	-	-
A8560-03003	Mains expenses - Capitalized transportation costs 8560-03003	(95)	(292)	-	(39)	(2)	-	(5)	(59)	(7)	(7)	(24)	(247)
A8700-03003	Distribution-Operation supervi - Capitalized transportation costs 8700-03003	(685)	(1,954)	(2,106)	(1,789)	(965)	(116)	(419)	(90)	(256)	(2,298)	(239)	(90)
A8740-03003	Mains and Services Expenses - Capitalized transportation costs 8740-03003	(116,730)	(134,351)	(165,014)	(146,579)	(173,370)	(114,345)	(139,747)	(154,869)	(157,481)	(202,117)	(153,325)	(139,472)
A8750-03003	Distribution-Measuring and reg - Capitalized transportation costs 8750-03003	(133)	(44)	-	-	-	(113)	(78)	(385)	(51)	-	(18)	-

A8800-03003	Distribution-Other expenses - Capitalized transportation costs 8800-03003	-	-	(1,457)	(1,373)	-	-	-	-	(7)	(58)	-	-
A8870-03003	Distribution-Maint of mains - Capitalized transportation costs 8870-03003	-	-	-	(333)	-	-	-	-	(85)	-	-	-
A9090-03003	Customer service-Operating inf - Capitalized transportation costs 9090-03003	-	(13)	-	11	-	-	-	-	-	-	-	-
A9090-03004	Customer service-Operating inf - Vehicle Expense 9090-03004	-	19	-	(18)	-	-	-	-	-	-	-	-
A9210-03004	A&G-Office supplies & expense - Vehicle Expense 9210-03004	-	-	21	-	-	-	-	-	-	-	-	-
A8410-03004	Other storage expenses-Operati - Vehicle Expense 8410-03004	259	-	-	-	-	-	-	-	-	-	-	-
A8560-03004	Mains expenses - Vehicle Expense 8560-03004	228	615	-	206	15	-	30	411	37	36	106	685
A8700-03004	Distribution-Operation supervi - Vehicle Expense 8700-03004	978	3,280	3,173	2,880	1,328	201	636	182	312	2,583	277	255
A8740-03004	Mains and Services Expenses - Vehicle Expense 8740-03004	120,565	109,563	153,580	126,505	146,882	121,427	130,383	150,249	165,652	239,988	132,724	123,282
A8750-03004	Distribution-Measuring and reg - Vehicle Expense 8750-03004	219	167	-	-	-	427	305	621	194	-	69	-
A8800-03004	Distribution-Other expenses - Vehicle Expense 8800-03004	-	-	2,327	2,334	-	-	-	-	12	128	-	-
A8870-03004	Distribution-Maint of mains - Vehicle Expense 8870-03004	-	-	-	489	-	-	-	-	138	-	-	-
A8740-03008	Mains and Services Expenses - 842 Vehicle Lease Expense 8740-03008	-	-	-	-	139,039	182,361	107,361	112,662	114,324	112,386	110,680	105,196
A8740-03009	Mains and Services Expenses - 842 Variable Heavy Equip Lease Expen 8740-03009	2,882	3,238	3,776	7,719	9,987	-	2,941	4,318	(157)	3,666	2,806	3,938
A8740-04301	Mains and Services Expenses - Equipment Lease 8740-04301	33,536	34,263	34,607	34,607	-	70,139	31,382	31,613	35,820	31,084	32,630	31,061
A8700-04301	Distribution-Operation supervi - Equipment Lease 8700-04301	1,760	1,018	100	1,107	1,112	1,149	1,155	1,081	1,155	-	649	-
A8870-04302	Distribution-Maint of mains - Heavy Equipment 8870-04302	-	-	-	-	-	-	-	-	-	80	-	-
A8740-04302	Mains and Services Expenses - Heavy Equipment 8740-04302	12,069	23,874	26,439	11,621	38,718	33,120	8,581	22,428	37,787	26,974	29,560	20,776
A8750-04302	Distribution-Measuring and reg - Heavy Equipment 8750-04302	-	-	-	-	-	-	352	-	-	-	-	-
A8560-04302	Mains expenses - Heavy Equipment 8560-04302	1,692	2,127	430	1,105	3,047	1,944	-	(666)	-	-	2,501	319
A8700-04302	Distribution-Operation supervi - Heavy Equipment 8700-04302	-	-	-	289	144	276	-	38	-	610	-	92
A8810-04307	Distribution-Rents - Heavy Equipment Capitalized 8810-04307	(20,161)	(19,744)	(19,744)	(19,744)	(25,715)	(19,744)	(20,161)	(19,744)	(19,744)	(19,744)	(25,708)	(21,214)
A8870-04307	Distribution-Maint of mains - Heavy Equipment Capitalized 8870-04307	-	-	-	-	-	-	-	-	-	(78)	-	-
A8740-04307	Mains and Services Expenses - Heavy Equipment Capitalized 8740-04307	(56,786)	(69,446)	(72,388)	(58,377)	(63,193)	(114,333)	(51,664)	(67,861)	(81,036)	(72,869)	(74,543)	(65,842)
A8750-04307	Distribution-Measuring and reg - Heavy Equipment Capitalized 8750-04307	-	-	-	-	-	-	(345)	-	-	-	-	-
A8560-04307	Mains expenses - Heavy Equipment Capitalized 8560-04307	(1,658)	(2,085)	(421)	(1,083)	(2,986)	(1,905)	-	652	-	-	(2,451)	(312)
A8700-04307	Distribution-Operation supervi - Heavy Equipment Capitalized 8700-04307	(1,725)	(998)	(98)	(1,368)	(1,231)	(1,397)	(1,131)	(1,097)	(1,131)	(598)	(636)	(90)
A8810-04309	Distribution-Rents - Non-842 Heavy Equipment 8810-04309	426	-	-	-	-	-	-	-	-	-	-	-
A8740-04309	Mains and Services Expenses - Non-842 Heavy Equipment 8740-04309	9,457	9,488	9,043	5,621	15,777	13,407	9,814	10,886	9,239	12,633	11,068	11,412
A8740-04560	Mains and Services Expenses - Non 842 Fleet Lease/Rents 8740-04560	(57,691)	2,969	9,473	4,235	(985)	(7,288)	-	(16,893)	4,491	(14,152)	9,826	5,876
A8740-04563	Mains and Services Expenses - 842 Variable Fleet Lease Expense 8740-04563	12,698	12,918	10,516	17,090	18,272	-	17,935	6,313	12,632	13,027	11,418	9,881
Vehicles & Equip	**Vehicles & Equip**	**42,739**	**75,504**	**93,326**	**90,543**	**105,873**	**73,943**	**89,331**	**92,358**	**90,833**	**131,858**	**87,371**	**85,504**
A9090-02001	Customer service-Operating inf - Inventory Materials 9090-02001	100	130	(18)	719	32	-	-	498	763	6	-	-
A8410-02001	Other storage expenses-Operati - Inventory Materials 8410-02001	462	-	-	343	1,804	302	769	79	23	-	-	406
A8560-02001	Mains expenses - Inventory Materials 8560-02001	-	-	1,032	8,369	-	-	-	-	-	-	-	-
A8700-02001	Distribution-Operation supervi - Inventory Materials 8700-02001	-	-	-	-	-	-	-	31,667	-	-	-	-
A8711-02001	Odorization - Inventory Materials 8711-02001	-	-	33,361	34,527	1,191	2,151	-	4,253	28,338	40,708	392	-
A8740-02001	Mains and Services Expenses - Inventory Materials 8740-02001	21,769	5,892	28,524	49,756	16,560	20,573	20,292	(9,828)	17,604	25,755	31,231	32,120
A8750-02001	Distribution-Measuring and reg - Inventory Materials 8750-02001	1,298	-	-	952	590	7,414	1,132	2,841	489	721	739	123
A9090-02004	Customer service-Operating inf - Warehouse Loading Charge 9090-02004	5	6	(0)	36	0	-	-	5	8	0	-	-
A8410-02004	Other storage expenses-Operati - Warehouse Loading Charge 8410-02004	21	-	-	17	9	3	8	1	0	-	-	4
A8560-02004	Mains expenses - Warehouse Loading Charge 8560-02004	-	-	10	418	-	-	-	-	-	-	-	-
A8700-02004	Distribution-Operation supervi - Warehouse Loading Charge 8700-02004	-	-	-	-	-	-	-	317	-	-	-	-
A8711-02004	Odorization - Warehouse Loading Charge 8711-02004	-	-	334	1,726	6	22	-	43	283	407	4	-
A8740-02004	Mains and Services Expenses - Warehouse Loading Charge 8740-02004	980	265	285	2,488	83	206	203	(98)	176	258	312	321
A8750-02004	Distribution-Measuring and reg - Warehouse Loading Charge 8750-02004	58	-	-	48	3	74	11	28	5	7	7	1
A8711-02005	Odorization - Non-Inventory Supplies 8711-02005	-	-	-	750	653	30	-	925	-	-	-	-
A8740-02005	Mains and Services Expenses - Non-Inventory Supplies 8740-02005	23,404	20,730	34,748	21,940	23,251	18,377	24,434	41,135	14,804	35,161	21,727	41,615
A8750-02005	Distribution-Measuring and reg - Non-Inventory Supplies 8750-02005	1,920	79	660	-	2,604	1,166	7,228	27,379	3,869	845	2,297	1,566
A8760-02005	Distribution-Measuring and reg - Non-Inventory Supplies 8760-02005	-	-	-	-	-	-	-	-	191	105	-	-
A8770-02005	Distribution-Measuring and reg - Non-Inventory Supplies 8770-02005	-	-	-	-	52	-	-	-	-	-	-	-
A8780-02005	Meter and house regulator expe - Non-Inventory Supplies 8780-02005	537	284	-	-	-	(53)	266	1,048	-	(930)	-	-
A8790-02005	Customer installations expense - Non-Inventory Supplies 8790-02005	-	-	-	-	142	-	-	-	146	-	-	-
A8800-02005	Distribution-Other expenses - Non-Inventory Supplies 8800-02005	-	-	-	-	212	-	492	1,098	-	58	-	-
A8810-02005	Distribution-Rents - Non-Inventory Supplies 8810-02005	-	-	254	-	-	-	-	-	-	-	-	-
A8870-02005	Distribution-Maint of mains - Non-Inventory Supplies 8870-02005	-	-	-	-	-	-	-	104	-	-	-	-
A8890-02005	Maintenance of measuring and r - Non-Inventory Supplies 8890-02005	4,886	2,773	7,725	5,247	3,364	2,679	2,764	1,038	2,354	1,023	639	2,480
A8940-02005	Distribution-Maintenance of ot - Non-Inventory Supplies 8940-02005	-	-	-	-	-	-	-	-	-	-	-	-
A9030-02005	Customer accounts-Customer rec - Non-Inventory Supplies 9030-02005	-	-	-	-	-	-	-	-	-	-	-	-
A9090-02005	Customer service-Operating inf - Non-Inventory Supplies 9090-02005	-	-	-	-	-	-	-	-	103	-	-	-
A8160-02005	Wells expenses - Non-Inventory Supplies 8160-02005	240	2,545	111	127	3,602	2,762	1,054	2,744	114	-	510	308
A8170-02005	Lines expenses - Non-Inventory Supplies 8170-02005	256	1,053	129	676	262	1,496	404	1,160	923	612	420	180
A8180-02005	Compressor station expenses - Non-Inventory Supplies 8180-02005	544	(504)	405	-	-	423	-	-	648	218	-	68
A8200-02005	Storage-Measuring and regulati - Non-Inventory Supplies 8200-02005	-	-	-	-	312	1,738	435	2,041	379	53	-	-
A8210-02005	Storage-Purification expenses - Non-Inventory Supplies 8210-02005	-	-	119	67	738	863	107	793	-	12	7,140	-
A8310-02005	Storage-Maintenance of structu - Non-Inventory Supplies 8310-02005	-	30	-	40	-	15	-	-	-	-	-	-
A8410-02005	Other storage expenses-Operati - Non-Inventory Supplies 8410-02005	-	-	-	-	-	-	22	-	-	-	-	-
A8560-02005	Mains expenses - Non-Inventory Supplies 8560-02005	396	455	3,674	1,306	1,301	261	494	654	643	1,061	3,654	1,221
A8700-02005	Distribution-Operation supervi - Non-Inventory Supplies 8700-02005	3,336	5,056	5,670	1,568	2,370	1,270	3,717	4,769	2,264	2,649	3,401	1,197
A8740-02006	Mains and Services Expenses - Purchasing Card Charges 8740-02006	-	141	-	-	-	-	-	-	-	-	-	-
A8890-05010	Maintenance of measuring and r - Office Supplies 8890-05010	-	-	-	-	-	-	-	-	-	-	-	-
A9030-05010	Customer accounts-Customer rec - Office Supplies 9030-05010	(92)	-	36	-	-	-	123	-	507	32	-	40
A9090-05010	Customer service-Operating inf - Office Supplies 9090-05010	-	-	-	-	-	-	-	19	-	-	227	-
A9130-05010	Sales-Advertising expenses - Office Supplies 9130-05010	-	-	-	-	-	-	-	-	-	1,119	-	(1,119)
A9210-05010	A&G-Office supplies & expense - Office Supplies 9210-05010	-	-	-	-	-	-	134	8	-	-	-	-
A8700-05010	Distribution-Operation supervi - Office Supplies 8700-05010	9,800	10,860	7,013	4,760	6,050	10,101	11,518	13,941	11,766	11,925	9,443	8,841
A8740-05010	Mains and Services Expenses - Office Supplies 8740-05010	68	394	170	558	84	460	294	281	83	164	284	199
A8750-05010	Distribution-Measuring and reg - Office Supplies 8750-05010	-	-	-	-	-	-	-	-	42	-	-	-
Materials & Supplies	**Materials & Supplies**	**69,986**	**50,190**	**124,243**	**136,437**	**65,277**	**72,334**	**75,902**	**128,942**	**86,527**	**121,967**	**82,427**	**89,571**
A8740-04201	Mains and Services Expenses - Software Maintenance 8740-04201	-	-	-	-	-	-	-	-	-	-	2,300	2,300
A8700-04212	Distribution-Operation supervi - IT Equipment 8700-04212	292	189	5,438	90	560	186	90	90	214	1,522	1,763	298
A9020-04212	Customer accounts-Meter readin - IT Equipment 9020-04212	-	-	-	-	-	-	-	-	-	-	13,565	3,204
Information Technologies	**Information Technologies**	**292**	**189**	**5,438**	**90**	**560**	**186**	**90**	**90**	**214**	**1,522**	**17,628**	**5,802**
A8700-05310	Distribution-Operation supervi - Monthly Lines and service 8700-05310	3,576	3,604	3,592	3,449	3,374	2,516	2,790	2,791	2,790	2,790	3,123	3,126
A8700-05312	Distribution-Operation supervi - Long Distance 8700-05312	78	68	51	62	281	164	96	325	509	214	150	71
A8700-05314	Distribution-Operation supervi - Toll Free Long Distance 8700-05314	4,303	3,806	3,817	3,795	5,277	4,374	2,618	3,277	3,222	4,521	4,063	521

A8700-05331	Distribution-Operation supervi - WAN/LAN/Internet Service 8700-05331	5,232	6,581	5,594	5,461	6,379	6,289	5,846	6,039	6,542	6,749	5,406	7,816
A9030-05351	Customer accounts-Customer rec - AMI Tower Rent 9030-05351	-	3,895	21,490	-	-	1,666	-	-	-	-	-	-
A9020-05351	Customer accounts-Meter readin - AMI Tower Rent 9020-05351	-	-	-	-	-	-	1,200	-	-	-	1,200	-
A8700-05364	Distribution-Operation supervi - Cellular, radio, pager charges 8700-05364	10,403	9,895	10,264	11,591	10,399	10,520	3,782	9,100	9,830	9,795	9,618	9,674
A8700-05376	Distribution-Operation supervi - Cell service for data uses 8700-05376	4,480	4,417	4,833	4,619	5,146	4,503	2,912	4,714	4,451	4,073	4,560	5,099
A8560-05377	Mains expenses - Cell phone equipment and accessories 8560-05377	10	-	-	-	-	-	-	-	-	-	-	-
A8700-05377	Distribution-Operation supervi - Cell phone equipment and accessories 8700-05377	2,850	2,149	743	845	1,130	289	661	1,038	608	542	1,383	398
A8740-05377	Mains and Services Expenses - Cell phone equipment and accessories 8740-05377	-	-	-	69	-	21	-	-	-	32	89	-
A8750-05377	Distribution-Measuring and reg - Cell phone equipment and accessories 8750-05377	-	-	-	-	-	-	40	-	-	-	-	-
A8560-05399	Mains expenses - Capitalized Telecom Costs 8560-05399	(6)	-	-	-	-	-	-	-	-	-	-	-
A8700-05399	Distribution-Operation supervi - Capitalized Telecom Costs 8700-05399	(16,101)	(16,075)	(15,060)	(22,329)	(22,727)	(20,741)	(13,752)	(20,367)	(20,830)	(20,596)	(20,717)	(22,457)
A8740-05399	Mains and Services Expenses - Capitalized Telecom Costs 8740-05399	-	-	-	(59)	-	(18)	-	-	-	(27)	(77)	-
A8750-05399	Distribution-Measuring and reg - Capitalized Telecom Costs 8750-05399	-	-	-	-	-	-	(34)	-	-	-	-	-
Telecom	**Telecom**	**14,826**	**18,340**	**35,324**	**7,502**	**9,257**	**9,583**	**6,159**	**6,917**	**7,122**	**8,091**	**8,798**	**4,248**
A8700-04002	Distribution-Operation supervi - Required By Law, Safety 8700-04002	-	-	-	-	-	-	-	-	-	-	-	54,855
A8700-04018	Distribution-Operation supervi - Safety 8700-04018	1,251	1,732	80	42	1,843	1,297	2,459	3,554	4,304	1,400	41	454
A8740-04018	Mains and Services Expenses - Safety 8740-04018	-	324	19	-	-	-	-	-	-	-	-	-
A9130-04021	Sales-Advertising expenses - Promo Other, Misc 9130-04021	-	-	-	-	-	-	-	-	-	-	1,695	-
A9090-04022	Customer service-Operating inf - Promo Sales, Misc 9090-04022	-	-	-	-	-	-	-	-	-	768	95	-
A8740-04040	Mains and Services Expenses - Community Rel&Trade Shows 8740-04040	-	-	-	62	-	-	-	-	480	-	-	-
A9090-04040	Customer service-Operating inf - Community Rel&Trade Shows 9090-04040	519	491	-	-	7,757	499	8,369	-	-	-	15	110
A9110-04040	Sales-Supervision - Community Rel&Trade Shows 9110-04040	-	-	-	-	654	-	-	346	-	-	144	-
A9120-04040	Sales-Demonstrating and sellin - Community Rel&Trade Shows 9120-04040	-	-	330	-	-	-	-	-	1,293	150	-	-
A9130-04040	Sales-Advertising expenses - Community Rel&Trade Shows 9130-04040	3,561	-	133	-	1,426	139	220	1,674	1,165	9,214	724	2,206
A8700-04040	Distribution-Operation supervi - Community Rel&Trade Shows 8700-04040	1,807	1,785	8,610	2,572	5,991	528	246	481	3,847	914	870	5,036
A8780-04040	Meter and house regulator expe - Community Rel&Trade Shows 8780-04040	-	-	-	-	158	-	-	-	-	-	-	-
A9270-04044	A&G-Franchise requirements - Advertising 9270-04044	-	-	-	-	-	-	-	-	-	-	-	85
A9120-04044	Sales-Demonstrating and sellin - Advertising 9120-04044	-	475	10,000	-	284	-	-	-	-	-	206	184
A9130-04044	Sales-Advertising expenses - Advertising 9130-04044	2,500	5,198	349	3,365	2,440	5,704	3,701	3,706	4,295	4,794	6,189	318
A9090-04046	Customer service-Operating inf - Customer Relations & Assist 9090-04046	-	-	-	3,192	311	-	466	-	-	1,648	300	-
A9120-04046	Sales-Demonstrating and sellin - Customer Relations & Assist 9120-04046	9,217	2,528	5,964	420	1,725	111	4,865	762	227	1,718	1,527	3,624
A9130-04046	Sales-Advertising expenses - Customer Relations & Assist 9130-04046	-	-	2,522	-	-	-	-	-	-	13,270	-	-
A9160-04046	Sales-Miscellaneous sales expe - Customer Relations & Assist 9160-04046	-	-	689	-	-	-	-	-	1,300	-	689	-
A8700-04046	Distribution-Operation supervi - Customer Relations & Assist 8700-04046	-	-	-	-	-	-	-	-	42	-	-	-
A9210-04046	A&G-Office supplies & expense - Customer Relations & Assist 9210-04046	395	725	395	395	725	395	395	395	-	864	256	395
Marketing	**Marketing**	**19,250**	**13,259**	**29,091**	**10,048**	**23,312**	**8,673**	**20,722**	**10,919**	**16,953**	**34,740**	**12,751**	**67,268**
A8700-04145	Distribution-Operation supervi - Printing/Slides/Graphics 8700-04145	10	-	-	-	-	-	-	-	-	-	-	-
A8700-04146	Distribution-Operation supervi - Public Relations 8700-04146	-	-	259	-	-	-	-	-	-	-	-	-
Directors & Shareholders &PR	**Directors & Shareholders &PR**	**10**	**-**	**259**	**-**	**-**	**-**	**-**	**-**	**-**	**-**	**-**	**-**
A8410-05415	Other storage expenses-Operati - Membership Fees 8410-05415	-	-	180	-	-	-	-	-	-	-	-	-
A8700-05415	Distribution-Operation supervi - Membership Fees 8700-05415	3,158	2,722	-	-	45	1,635	1,000	1,434	59	234	32	653
A8740-05415	Mains and Services Expenses - Membership Fees 8740-05415	(200)	-	-	-	-	-	-	295	-	-	-	-
A9090-05415	Customer service-Operating inf - Membership Fees 9090-05415	-	-	-	-	-	-	110	120	-	-	-	-
A9302-05415	Miscellaneous general expenses - Membership Fees 9302-05415	-	-	-	-	-	-	-	-	-	-	-	4,091
A8700-05416	Distribution-Operation supervi - Club Dues - Nondeductible 8700-05416	110	-	-	-	-	-	50	-	-	-	750	-
A8700-05417	Distribution-Operation supervi - Club Dues - Deductible 8700-05417	94	550	10	-	-	-	-	-	-	-	-	-
A9120-07510	Sales-Demonstrating and sellin - Association Dues 9120-07510	-	-	-	875	-	350	18,620	-	(480)	25,741	(91)	480
A9302-07510	Miscellaneous general expenses - Association Dues 9302-07510	18,124	4,974	27,174	15,369	7,484	5,279	1,544	5,824	699	1,199	2,072	699
A8700-07510	Distribution-Operation supervi - Association Dues 8700-07510	12,175	595	(1,000)	5,921	1,100	2,000	1,647	200	11,285	-	292	425
Dues & Membership Fees	**Dues & Membership Fees**	**33,460**	**8,840**	**26,364**	**22,165**	**8,629**	**9,264**	**22,971**	**7,873**	**11,563**	**27,174**	**3,055**	**6,348**
A8560-05111	Mains expenses - Postage/Delivery Services 8560-05111	-	-	404	-	-	-	-	32	-	-	-	24
A8700-05111	Distribution-Operation supervi - Postage/Delivery Services 8700-05111	267	976	986	671	1,067	501	867	1,316	507	992	542	846
A8740-05111	Mains and Services Expenses - Postage/Delivery Services 8740-05111	121	16	55	10	14	34	-	50	194	-	55	432
A8780-05111	Meter and house regulator expe - Postage/Delivery Services 8780-05111	-	14	82	106	-	75	-	-	-	23	-	-
A8890-05111	Maintenance of measuring and r - Postage/Delivery Services 8890-05111	-	-	-	-	-	-	-	-	-	25	-	-
A9110-05111	Sales-Supervision - Postage/Delivery Services 9110-05111	-	-	-	-	-	18	-	-	-	-	-	-
A8700-05215	Distribution-Operation supervi - 842 Copier Lease Expense 8700-05215	3,714	(14)	(3,598)	-	-	(2,358)	(2,412)	(1,449)	(2,482)	(2,393)	(2,344)	(2,268)
Print & Postages	**Print & Postages**	**4,102**	**991**	**(2,071)**	**787**	**1,080**	**(1,731)**	**(1,546)**	**(51)**	**(1,781)**	**(1,353)**	**(1,747)**	**(967)**
A8870-05411	Distribution-Maint of mains - Meals and Entertainment 8870-05411	341	864	54	178	652	463	1,384	872	350	743	724	562
A9030-05411	Customer accounts-Customer rec - Meals and Entertainment 9030-05411	1,070	747	211	1,258	693	2,622	273	1,827	3,609	3,473	1,507	1,412
A9090-05411	Customer service-Operating inf - Meals and Entertainment 9090-05411	121	1,355	300	122	731	165	-	2,583	79	314	1,285	995
A9110-05411	Sales-Supervision - Meals and Entertainment 9110-05411	283	1,142	724	52	302	160	26	272	364	169	556	237
A9210-05411	A&G-Office supplies & expense - Meals and Entertainment 9210-05411	-	-	414	-	-	-	-	-	-	-	-	-
A9260-05411	A&G-Employee pensions and bene - Meals and Entertainment 9260-05411	20	44	-	95	86	118	89	(118)	-	-	146	-
A8410-05411	Other storage expenses-Operati - Meals and Entertainment 8410-05411	63	18	113	-	16	550	-	12	156	-	610	318
A8560-05411	Mains expenses - Meals and Entertainment 8560-05411	11	95	109	110	-	-	-	-	85	-	205	87
A8700-05411	Distribution-Operation supervi - Meals and Entertainment 8700-05411	14,502	9,908	8,693	4,222	6,524	5,128	6,344	7,039	5,489	8,386	9,401	6,539
A8740-05411	Mains and Services Expenses - Meals and Entertainment 8740-05411	721	375	34	206	780	1,094	204	2,958	1,399	470	447	1,349
A8750-05411	Distribution-Measuring and reg - Meals and Entertainment 8750-05411	-	32	470	-	-	-	11	54	976	334	-	16
A8780-05411	Meter and house regulator expe - Meals and Entertainment 8780-05411	292	49	966	-	459	-	413	279	361	162	1,177	1,453
A8700-05412	Distribution-Operation supervi - Spousal & Dependent Travel 8700-05412	-	-	-	-	-	384	-	-	-	-	-	-
A8410-05413	Other storage expenses-Operati - Transportation 8410-05413	-	-	-	-	-	-	-	-	-	-	20	-
A8700-05413	Distribution-Operation supervi - Transportation 8700-05413	3,001	4,391	531	439	1,797	1,043	1,405	772	1,873	1,100	2,046	5,155
A8740-05413	Mains and Services Expenses - Transportation 8740-05413	113	164	-	-	1,911	3,147	1,394	2,513	-	-	832	6,845
A8750-05413	Distribution-Measuring and reg - Transportation 8750-05413	190	-	-	-	-	-	710	465	874	-	-	-
A8780-05413	Meter and house regulator expe - Transportation 8780-05413	140	506	2,035	108	1,078	-	-	130	910	-	-	1,269
A8870-05413	Distribution-Maint of mains - Transportation 8870-05413	1,055	-	-	1,790	2,657	1,089	4,997	2,732	499	324	680	1,397
A9030-05413	Customer accounts-Customer rec - Transportation 9030-05413	92	-	-	-	581	284	1,374	555	-	-	-	1,167
A9090-05413	Customer service-Operating inf - Transportation 9090-05413	286	595	689	-	2,124	-	236	2,705	471	1,418	2,367	1,260
A9110-05413	Sales-Supervision - Transportation 9110-05413	1,054	1,333	3,696	1,382	3,360	1,803	942	1,918	1,603	2,872	3,106	1,358
A9210-05413	A&G-Office supplies & expense - Transportation 9210-05413	-	-	719	-	-	-	-	-	-	-	-	-
A9090-05414	Customer service-Operating inf - Lodging 9090-05414	211	189	417	-	702	-	-	1,055	-	304	510	794
A9110-05414	Sales-Supervision - Lodging 9110-05414	808	406	382	-	1,218	158	224	321	733	325	157	519
A9210-05414	A&G-Office supplies & expense - Lodging 9210-05414	-	-	606	-	-	-	-	-	-	-	-	-

A8410-05414	Other storage expenses-Operati - Lodging 8410-05414	506	-	206	-	178	134	-	372	190	-	559	314
A8700-05414	Distribution-Operation supervi - Lodging 8700-05414	17,239	6,214	3,102	973	1,271	1,692	4,407	3,810	2,994	9,409	4,123	12,021
A8740-05414	Mains and Services Expenses - Lodging 8740-05414	-	-	-	215	-	1,309	-	-	1,942	-	1,541	8,159
A8750-05414	Distribution-Measuring and reg - Lodging 8750-05414	-	181	421	-	-	-	670	-	299	490	-	134
A8780-05414	Meter and house regulator expe - Lodging 8780-05414	234	-	5,952	-	-	-	-	175	-	941	3,586	2,945
A8870-05414	Distribution-Maint of mains - Lodging 8870-05414	-	116	-	-	243	145	6	946	-	180	-	405
A9020-05414	Customer accounts-Meter readin - Lodging 9020-05414	-	-	-	-	-	-	-	-	-	-	-	985
A9030-05414	Customer accounts-Customer rec - Lodging 9030-05414	595	-	-	2,856	-	-	7,506	714	-	-	-	-
A8560-05419	Mains expenses - Misc Employee Expense 8560-05419	-	-	-	-	-	-	-	368	-	-	-	-
A8700-05419	Distribution-Operation supervi - Misc Employee Expense 8700-05419	2,776	900	-	7,585	-	-	(14,070)	14,720	(6,585)	-	550	-
A8740-05419	Mains and Services Expenses - Misc Employee Expense 8740-05419	-	-	-	-	-	-	-	182	11	-	-	-
A9090-05419	Customer service-Operating inf - Misc Employee Expense 9090-05419	273	365	(100)	-	-	-	-	-	-	-	-	-
Travel & Entertainment	**Travel & Entertainment**	**45,996**	**29,990**	**30,745**	**21,592**	**27,363**	**21,488**	**18,546**	**50,230**	**18,681**	**31,413**	**36,133**	**57,697**
A8160-05420	Wells expenses - Employee Development 8160-05420	-	-	-	-	-	-	-	-	-	-	-	882
A8410-05420	Other storage expenses-Operati - Employee Development 8410-05420	-	-	-	-	-	-	-	-	350	-	-	-
A8700-05420	Distribution-Operation supervi - Employee Development 8700-05420	-	1,664	50	-	49	-	-	200	175	425	-	-
A8740-05420	Mains and Services Expenses - Employee Development 8740-05420	-	-	-	91	-	-	-	212	-	-	-	-
A9090-05420	Customer service-Operating inf - Employee Development 9090-05420	-	-	192	-	-	-	-	-	-	-	-	-
A8700-05421	Distribution-Operation supervi - Training 8700-05421	6,308	-	2,149	-	-	-	14,451	434	-	-	-	525
A8740-05421	Mains and Services Expenses - Training 8740-05421	3,981	368	-	-	-	345	835	897	-	-	-	-
A8750-05421	Distribution-Measuring and reg - Training 8750-05421	-	-	-	-	-	-	-	-	-	1,925	-	-
A8700-05424	Distribution-Operation supervi - Books & Manuals 8700-05424	-	-	-	-	-	-	-	-	-	196	-	-
A8700-05425	Distribution-Operation supervi - Regulatory Compliance Training 8700-05425	-	4,452	-	-	4,452	-	-	-	-	-	-	-
A8700-05426	Distribution-Operation supervi - Safety Training 8700-05426	225	-	-	-	-	-	-	-	19	-	-	-
A8740-05427	Mains and Services Expenses - Technical (Job Skills) Training 8740-05427	-	-	-	-	-	-	-	-	-	736	-	-
A8740-05429	Mains and Services Expenses - Work Environment Training 8740-05429	736	911	368	368	1,542	-	-	728	368	1,472	-	668
Training	**Training**	**11,250**	**7,395**	**2,759**	**459**	**6,043**	**345**	**15,286**	**2,470**	**912**	**4,754**	**-**	**2,075**
A9250-05418	A&G-Injuries & damages - Settlement 9250-05418	23,979	-	3,438	9,195	2,926	565	-	3,625	1,725	197	650	12,245
A8160-06111	Wells expenses - Contract Labor 8160-06111	-	10,000	59,060	12,540	-	-	-	1,320	660	779	-	745
A8560-06111	Mains expenses - Contract Labor 8560-06111	5,463	(5,463)	-	-	-	-	-	-	-	-	-	-
A8700-06111	Distribution-Operation supervi - Contract Labor 8700-06111	8,703	23,365	132,598	5,853	4,163	3,651	9,615	135,132	59,101	63,807	50,649	102,139
A8740-06111	Mains and Services Expenses - Contract Labor 8740-06111	298,752	269,540	356,685	231,943	203,250	212,432	219,650	203,541	203,630	225,612	255,872	229,782
A8750-06111	Distribution-Measuring and reg - Contract Labor 8750-06111	4,000	-	60,000	-	-	-	10,404	10,000	-	-	-	3,602
A8870-06111	Distribution-Maint of mains - Contract Labor 8870-06111	-	-	-	-	-	-	1,203	-	22,904	(3,255)	-	2,600
A8890-06111	Maintenance of measuring and r - Contract Labor 8890-06111	21,897	52,574	4,000	-	-	-	400	-	24,400	30,420	8,399	33,084
A8930-06111	Maintenance of meters and hous - Contract Labor 8930-06111	15,000	-	-	-	-	-	-	-	-	-	-	-
A9020-06111	Customer accounts-Meter readin - Contract Labor 9020-06111	-	-	-	-	-	-	-	-	332	(332)	-	-
A9230-06111	A&G-Outside services employed - Contract Labor 9230-06111	-	-	365	-	-	-	-	-	-	-	-	-
A9280-06111	A&G-Regulatory commission expe - Contract Labor 9280-06111	-	-	-	-	-	-	-	-	-	-	-	1,894
A9030-06112	Customer accounts-Customer rec - Collection Fees 9030-06112	126	94	263	113	99	614	436	262	653	192	2,020	1,072
A9030-06116	Customer accounts-Customer rec - Bill Print Fees 9030-06116	69,564	75,303	72,073	70,098	74,109	72,635	80,375	77,960	131,358	116,484	76,777	69,833
A8700-06121	Distribution-Operation supervi - Legal 8700-06121	-	-	-	-	-	-	54	-	150	-	-	-
A9280-06121	A&G-Regulatory commission expe - Legal 9280-06121	-	-	-	-	-	-	-	-	-	96	-	256
A9230-06121	A&G-Outside services employed - Legal 9230-06121	21,570	23,650	11,032	14,093	32,555	4,191	3,257	15,174	-	15,238	17,465	4,368
Outside Services	**Outside Services**	**469,054**	**449,064**	**699,512**	**343,835**	**317,102**	**294,088**	**325,395**	**447,014**	**444,913**	**449,236**	**411,832**	**461,620**
A9040-09927	Customer accounts-Uncollectibl - Cust Uncol Acct-Write Off 9040-09927	(49,312)	58,188	(28,845)	15,946	142,392	226,613	209,704	298,981	210,390	(78,230)	122,814	158,813
Provision for Bad Debt	**Provision for Bad Debt**	**(49,312)**	**58,188**	**(28,845)**	**15,946**	**142,392**	**226,613**	**209,704**	**298,981**	**210,390**	**(78,230)**	**122,814**	**158,813**
A8160-07590	Wells expenses - Misc General Expense 8160-07590	-	-	-	-	-	-	1,272	-	-	-	100	-
A8200-07590	Storage-Measuring and regulati - Misc General Expense 8200-07590	-	-	-	-	-	-	-	749	-	-	-	-
A8560-07590	Mains expenses - Misc General Expense 8560-07590	-	-	640	-	-	-	-	-	150	-	-	-
A8700-07590	Distribution-Operation supervi - Misc General Expense 8700-07590	103	-	-	-	254	(127)	11	-	-	-	19	311
A8740-07590	Mains and Services Expenses - Misc General Expense 8740-07590	-	1,315	(1,817)	508	(15)	-	1,193	449	(95)	973	-	159
A8750-07590	Distribution-Measuring and reg - Misc General Expense 8750-07590	-	-	-	-	-	-	-	-	-	-	486	1,325
A8780-07590	Meter and house regulator expe - Misc General Expense 8780-07590	(2,708)	-	-	-	-	-	-	-	-	-	-	-
A9090-07590	Customer service-Operating inf - Misc General Expense 9090-07590	482	1,856	151	-	925	-	-	750	708	2,041	617	26
A9210-07590	A&G-Office supplies & expense - Misc General Expense 9210-07590	-	-	-	-	-	-	-	25,262	-	-	-	-
A9270-07590	A&G-Franchise requirements - Misc General Expense 9270-07590	-	-	-	-	-	-	-	-	-	85	-	130
A9280-07590	A&G-Regulatory commission expe - Misc General Expense 9280-07590	10,061	10,061	10,061	10,061	10,061	10,061	10,061	10,061	10,061	10,061	10,061	10,061
A9302-07590	Miscellaneous general expenses - Misc General Expense 9302-07590	(360)	-	-	-	-	-	-	-	-	-	-	-
A9210-07592	A&G-Office supplies & expense - Vendor Comp Sales Tax 9210-07592	(50)	(50)	(50)	(50)	(50)	(50)	(50)	(50)	(50)	(50)	(50)	(50)
A8700-09911	Distribution-Operation supervi - Reimbursements 8700-09911	(1,174)	-	-	(611)	-	-	(1,083)	-	-	(1,845)	-	-
Miscellaneous	**Miscellaneous**	**6,354**	**13,182**	**8,985**	**9,908**	**11,176**	**9,883**	**11,403**	**37,220**	**10,773**	**11,264**	**11,233**	**11,961**
	Total O&M Expenses Before Allocations	**1,285,626**	**1,413,005**	**1,669,352**	**1,318,932**	**1,386,129**	**1,390,187**	**1,527,842**	**1,714,007**	**1,518,243**	**1,347,888**	**1,435,006**	**1,569,077**

Total
55,300
245
55
646
260,664
266,535
130,952
91,852
45,728
31,644
6,776
28,931
504
41,505
34,259
184,744
123,138
2,121
28,871
629,899
2,082,724
995,461
283
796,734
8,669,074
(8,705,004)
20,235
6,479
(445)
75
(46)
-
(26)
(214)
152
(49)
0
430
5,256
3,969
(1,867)
-
2,737
618
-
-
-
1,073
(4,774)
134
(91)
(3,628)
5,260,088
(5,224,157)
(20,235)
(6,479)
5,842,873
-
161,829
83,369
1,089,004
-
222,825
-
-
83,334
-
13,458
-
38,724
-
-
-
-
(940,047)
(1,602)
(80,162)
(131)
670,600
-
7,905

9,760
145,397
760
80
110
33,254
(24,941)
(5,961)
(7,294)
(103,273)
(405)
(69)
(95)
5,674
2,636
1,028
2,411
1,574
186
2,927
183
25,439
12,035
185
20
586
126
110,239
-
430,262
48,999
4,626
(386,182)
8,572
600
11
106,888
-
255,866
2,946
31,734
210
-
592,324
(1,297)
(9,615)
(466,032)
5,125
2,004
12,500
186
76,334
74,962
360,352
424
8,757
87
814
5,222
(25)
105,730
(20)
69,280
8,064
3,156
14,176
2,460
5,907
465
24,645
8,728
2,125
1,053
121
1,526
(20,019)
(916)
(375,189)
(55,094)
316,606
1,065,682
-
292,016
(6)
(108)
(777)
(11,009)
(1,797,400)
(822)

(2,894)
(417)
(2)
1
21
259
2,368
16,086
1,720,801
2,002
4,800
627
984,010
45,114
400,743
10,286
80
291,949
352
12,499
1,450
(251,166)
(78)
(848,338)
(345)
(12,249)
(11,501)
426
127,843
(60,141)
142,701
1,059,183
-
2,231
4,188
9,401
31,667
144,922
260,249
16,298
59
63
429
317
2,824
5,478
244
2,358
321,326
49,615
297
52
1,153
288
1,860
254
104
36,972
-
-
103
14,117
7,571
1,802
4,958
9,840
85
22
15,119
37,267
141
-
645
246
-
142
116,017
3,040
42
1,103,803
-
4,600
10,732
16,769
32,100
-
37,523
2,068
43,595

73,931
27,051
2,400
114,872
53,806
10
12,636
211
40
(6)
(231,752)
(181)
(34)
136,168
-
54,855
18,458
344
1,695
863
542
17,759
1,144
1,773
20,462
32,688
158
85
11,149
42,559
5,918
32,687
15,792
2,678
42
5,335
266,985
-
10
259
269
-
180
10,972
95
229
4,091
910
654
45,495
90,440
34,640
187,706
-
460
9,538
980
300
25
18
(15,606)
(4,286)
-
7,188
18,702
8,050
4,286
414
480
1,856
703
92,177
10,038
1,892
5,611
384
20
23,551
16,918
2,239
6,177
17,221
4,053
12,150
24,427
719
4,183
5,249
606

2,459
67,253
13,167
2,196
13,833
2,041
985
11,671
368
5,876
193
537
389,873
-
882
350
2,563
303
192
23,866
6,426
1,925
196
8,904
244
736
7,161
53,748
-
58,545
85,104
-
598,776
2,910,690
88,007
23,452
175,174
15,000
-
365
1,894
5,944
986,567
204
352
162,591
5,112,664
-
1,287,454
1,287,454
-
1,372
749
790
570
2,670
1,811
(2,708)
7,558
25,262
214
120,727
(360)
(600)
(4,713)
153,342
-
17,575,294

View
USD-Regulatory
Company
Cost Center
Admin Div KY-Mid States - AMKMDV

		Fiscal 2023 July	Fiscal 2023 August	Fiscal 2023 September	Fiscal 2024 October	Fiscal 2024 November	Fiscal 2024 December	Fiscal 2024 January	Fiscal 2024 February	Fiscal 2024 March	Fiscal 2024 April	Fiscal 2024 May	Fiscal 2024 June	Total
A8870-01000	Distribution-Maint of mains - Non-project Labor 8870-01000	-	-	41	-	-	-	-	-	-	350	-	-	391
A8910-01000	Maintenance of measuring and r - Non-project Labor 8910-01000	-	-	-	-	-	-	-	-	-	-	-	79	79
A8920-01000	Maintenance of services - Non-project Labor 8920-01000	1,897	524	-	-	-	-	-	-	-	-	-	-	2,421
A9010-01000	Customer accounts-Operation su - Non-project Labor 9010-01000	8,416	8,416	8,416	8,552	8,689	13,034	8,689	8,689	8,689	8,689	13,034	8,820	112,133
A9020-01000	Customer accounts-Meter readin - Non-project Labor 9020-01000	2,612	4,251	4,024	3,478	2,460	3,019	2,928	3,153	3,571	2,615	5,108	4,882	42,101
A9030-01000	Customer accounts-Customer rec - Non-project Labor 9030-01000	55,701	53,761	54,665	52,173	56,029	84,169	76,295	73,137	69,813	72,838	104,086	52,495	805,161
A9090-01000	Customer service-Operating inf - Non-project Labor 9090-01000	13,187	13,187	13,187	13,319	13,451	20,176	13,451	13,556	13,451	13,451	20,176	13,451	174,039
A9110-01000	Sales-Supervision - Non-project Labor 9110-01000	12,793	12,639	12,589	12,808	13,186	19,495	12,980	12,992	13,048	13,220	19,668	13,074	168,491
A8700-01000	Distribution-Operation supervi - Non-project Labor 8700-01000	109,149	108,793	107,931	114,163	122,692	173,226	109,471	109,380	109,207	114,314	167,320	110,407	1,456,052
A8740-01000	Mains and Services Expenses - Non-project Labor 8740-01000	15,684	16,923	14,168	15,633	19,429	26,973	23,097	18,666	16,569	26,492	29,509	12,258	235,403
A8750-01000	Distribution-Measuring and reg - Non-project Labor 8750-01000	7,261	7,461	7,487	7,400	7,887	11,982	8,212	8,278	7,848	7,824	11,735	8,016	101,390
A8780-01000	Meter and house regulator expe - Non-project Labor 8780-01000	6,499	10,817	7,576	13,646	21,348	15,733	10,170	7,256	6,672	7,210	13,126	10,661	130,713
A8700-01001	Distribution-Operation supervi - Capital Labor 8700-01001	251,203	267,020	267,483	281,997	301,383	426,560	285,932	317,167	314,043	320,402	466,446	313,611	3,813,246
A8700-01002	Distribution-Operation supervi - Capital Labor Contra 8700-01002	(244,680)	(255,532)	(257,329)	(270,903)	(289,124)	(410,033)	(273,405)	(292,909)	(287,320)	(303,155)	(442,527)	(299,044)	(3,625,961)
A8700-01006	Distribution-Operation supervi - O&M Project Labor and Contra 8700-01006	-	-	-	-	-	-	-	-	2,558	-	-	-	2,558
A8700-01008	Distribution-Operation supervi - Expense Labor Accrual 8700-01008	5,675	16,212	5,008	14,533	17,387	(57,014)	14,917	5,433	5,383	13,985	(40,701)	(285)	532
A8740-01008	Mains and Services Expenses - Expense Labor Accrual 8740-01008	986	2,910	(532)	2,296	4,221	(9,105)	4,743	(839)	(115)	7,610	(10,977)	(1,854)	(654)
A8750-01008	Distribution-Measuring and reg - Expense Labor Accrual 8750-01008	361	1,179	386	696	1,081	(3,524)	1,288	440	199	770	(2,739)	48	187
A8780-01008	Meter and house regulator expe - Expense Labor Accrual 8780-01008	(149)	2,918	(1,080)	4,400	6,756	(12,321)	1,446	(803)	71	990	(2,138)	478	567
A8870-01008	Distribution-Maint of mains - Expense Labor Accrual 8870-01008	-	-	20	(20)	-	-	-	-	-	210	(210)	-	-
A8910-01008	Maintenance of measuring and r - Expense Labor Accrual 8910-01008	-	-	-	-	-	-	-	-	-	-	-	20	20
A8920-01008	Maintenance of services - Expense Labor Accrual 8920-01008	4	(333)	(236)	-	-	-	-	-	-	-	-	-	(566)
A9010-01008	Customer accounts-Operation su - Expense Labor Accrual 9010-01008	421	1,262	421	924	951	(3,910)	1,303	434	434	869	(3,041)	33	101
A9020-01008	Customer accounts-Meter readin - Expense Labor Accrual 9020-01008	(168)	1,129	99	75	(365)	(1,219)	668	248	367	(217)	(718)	369	269
A9030-01008	Customer accounts-Customer rec - Expense Labor Accrual 9030-01008	3,628	7,482	3,140	3,971	7,917	(25,192)	16,490	2,394	1,995	8,796	(26,355)	(4,224)	41
A9090-01008	Customer service-Operating inf - Expense Labor Accrual 9090-01008	659	1,978	659	1,398	1,424	(6,053)	2,018	720	625	1,345	(4,708)	-	66
A9110-01008	Sales-Supervision - Expense Labor Accrual 9110-01008	589	1,850	607	1,390	1,546	(5,981)	1,943	654	677	1,408	(4,654)	(9)	19
A8700-01010	Distribution-Operation supervi - PTO Accrual 8700-01010	-	-	-	-	-	-	-	-	-	-	-	-	-
A8700-01011	Distribution-Operation supervi - Capital Labor Transfer In 8700-01011	182,514	178,127	181,331	195,844	210,994	317,605	210,342	210,158	209,632	221,451	312,181	207,523	2,637,700
A8700-01012	Distribution-Operation supervi - Capital Labor Transfer Out 8700-01012	(189,037)	(189,615)	(191,485)	(206,937)	(223,253)	(334,133)	(222,868)	(234,416)	(236,355)	(238,697)	(336,100)	(222,089)	(2,824,985)
A8700-01014	Distribution-Operation supervi - Expense Labor Transfer Out 8700-01014	-	-	-	-	-	-	-	-	(2,558)	-	-	-	(2,558)
Labor	**Labor**	**245,206**	**273,358**	**238,576**	**270,834**	**306,088**	**243,487**	**310,109**	**263,788**	**258,505**	**302,769**	**287,521**	**228,717**	**3,228,957**
														-
A9260-01202	A&G-Employee pensions and bene - Pension Benefits Load 9260-01202	7,782	8,703	7,567	6,758	7,566	6,042	7,672	6,530	6,406	7,526	7,136	5,708	85,396
A9260-01203	A&G-Employee pensions and bene - OPEB Benefits Load 9260-01203	4,433	4,925	4,316	4,144	4,818	3,789	4,870	4,135	4,039	4,686	4,472	3,497	52,122
A9260-01206	A&G-Employee pensions and bene - Pension Benefits Variance 9260-01206	(2,944)	(6,536)	(3,686)	(3,798)	(3,720)	(1,772)	(4,931)	(2,639)	(1,234)	(4,260)	(4,524)	(2,161)	(42,205)
A9260-01207	A&G-Employee pensions and bene - OPEB Benefits Variance 9260-01207	(2,361)	(4,238)	(2,754)	(1,271)	(1,236)	(214)	(1,822)	(698)	25	(1,570)	(1,647)	(443)	(18,230)
A9250-01208	A&G-Injuries & damages - Workers Comp Benefits Variance 9250-01208	(907)	3,044	1,886	8,157	(848)	(36,744)	(1,366)	(256)	1,910	77	(332)	784	(24,595)
A9250-01221	A&G-Injuries & damages - Workers Comp Benefits Load 9250-01221	8,720	9,850	8,939	7,711	7,673	7,372	8,326	7,138	6,928	7,273	7,884	7,168	94,983
A9260-01251	A&G-Employee pensions and bene - Medical Benefits Load 9260-01251	43,530	48,581	42,344	49,978	56,222	44,808	56,983	48,486	47,540	55,766	52,916	42,211	589,364
A9260-01252	A&G-Employee pensions and bene - Medical Benefits Variance 9260-01252	14,812	(24,452)	12,019	(17,926)	(24,902)	(21,241)	33,678	(33,224)	(20,197)	(34,409)	(105,486)	(28,587)	(249,913)
A9260-01257	A&G-Employee pensions and bene - ESOP Benefits Load 9260-01257	9,748	10,889	9,481	10,661	12,189	9,651	12,337	10,486	10,263	11,974	11,394	9,001	128,073
A9260-01258	A&G-Employee pensions and bene - ESOP Benefits Variance 9260-01258	2,083	(911)	(1,528)	2,433	2,698	3,328	3,727	4,000	7,109	132	2,877	3,144	29,093
A9260-01261	A&G-Employee pensions and bene - Other Benefits Variance 9260-01261	449	935	919	-	659	4	2,502	1,535	(1,760)	875	935	927	7,980
A9260-01263	A&G-Employee pensions and bene - RSP FACC Benefits Load 9260-01263	3,622	4,018	3,528	4,610	5,387	4,228	5,443	4,620	4,511	5,225	4,990	3,890	54,072
A9260-01264	A&G-Employee pensions and bene - RSP FACC Benefits Variance 9260-01264	3,275	2,026	3,536	1,869	2,497	13,130	2,769	4,484	5,227	2,850	13,418	5,413	60,494
A9260-01266	A&G-Employee pensions and bene - Life Benefits Load 9260-01266	490	547	477	650	735	584	744	633	620	727	690	549	7,447
A9260-01267	A&G-Employee pensions and bene - Life Benefits Variance 9260-01267	(97)	(247)	7,596	(29)	(24)	6,179	(68)	7	6,436	1,815	1,994	2,210	25,772
A9260-01269	A&G-Employee pensions and bene - LTD Benefits Load 9260-01269	1,569	1,749	1,527	1,815	2,051	1,631	2,078	1,767	1,732	2,029	1,926	1,532	21,407
A9260-01270	A&G-Employee pensions and bene - LTD Benefits Variance 9260-01270	(3,656)	(4,320)	6,246	(4,304)	(4,261)	5,371	(4,658)	(3,983)	5,945	(1,201)	(1,286)	(645)	(10,749)
A9260-01294	A&G-Employee pensions and bene - NSC-OPEB Benefits Load 9260-01294	(33,260)	(37,731)	(32,249)	(31,132)	(32,203)	(26,582)	(32,882)	(28,141)	(27,854)	(33,608)	(31,440)	(26,350)	(373,433)
A9260-01295	A&G-Employee pensions and bene - NSC-OPEB Benefits Variance 9260-01295	17,265	35,784	21,102	(4,428)	(4,702)	(17,659)	1,333	(10,608)	(17,638)	102	749	(14,057)	7,243
A9260-01296	A&G-Employee pensions and bene - NSC-OPEB Benefits Projects 9260-01296	-	-	-	-	-	-	-	-	(407)	407	-	-	-
A9260-01297	A&G-Employee pensions and bene - NSC-Pension Benefits Load 9260-01297	(4,437)	(4,962)	(4,315)	(3,144)	(3,520)	(2,811)	(3,569)	(3,038)	(2,980)	(3,501)	(3,320)	(2,656)	(42,252)
A9260-01298	A&G-Employee pensions and bene - NSC-Pension Benefits Variance 9260-01298	6,645	8,786	7,121	5,154	5,095	4,314	5,826	4,504	4,044	4,988	5,521	4,347	66,344
A9260-01299	A&G-Employee pensions and bene - NSC-Pension Benefits Projects 9260-01299	-	-	-	-	-	-	-	-	(33)	33	-	-	-
Benefits	**Benefits**	**76,764**	**56,442**	**94,073**	**37,908**	**32,173**	**3,409**	**98,992**	**15,737**	**40,629**	**27,937**	**(31,133)**	**15,481**	**468,411**
														-
A9260-07421	A&G-Employee pensions and bene - Service Awards 9260-07421	15,195	13,586	9,366	5,270	3,593	1,664	1,603	516	10,399	(197)	6,661	8,331	75,987
A8700-07421	Distribution-Operation supervi - Service Awards 8700-07421	-	6,150	1,648	-	1,200	-	-	-	-	-	-	-	8,998
A8700-07443	Distribution-Operation supervi - Uniforms 8700-07443	-	-	-	-	-	-	-	-	-	-	297	252	549
A8740-07443	Mains and Services Expenses - Uniforms 8740-07443	99	-	-	214	301	217	864	393	1,038	325	-	-	3,453
A8750-07443	Distribution-Measuring and reg - Uniforms 8750-07443	-	-	-	161	446	-	-	-	-	-	377	-	984
A9260-07443	A&G-Employee pensions and bene - Uniforms 9260-07443	84	354	203	400	83	811	28	519	2,000	331	-	373	5,186
A9260-07444	A&G-Employee pensions and bene - Uniforms Capitalized 9260-07444	(48)	(202)	(117)	(116)	(24)	(235)	(23)	(133)	(1,641)	(239)	-	(306)	(3,083)
A8700-07444	Distribution-Operation supervi - Uniforms Capitalized 8700-07444	-	-	-	-	-	-	-	-	-	-	(267)	(227)	(494)
A8740-07444	Mains and Services Expenses - Uniforms Capitalized 8740-07444	(57)	-	-	(62)	(87)	(63)	(709)	(344)	(918)	(216)	-	-	(2,455)
A8750-07444	Distribution-Measuring and reg - Uniforms Capitalized 8750-07444	-	-	-	(47)	(129)	-	-	-	-	-	(97)	-	(273)
A9260-07450	A&G-Employee pensions and bene - Capitalized Restricted Stock 9260-07450	(48,237)	(20,889)	-	(12,500)	(5,038)	(5,210)	(14,732)	(13,781)	(14,732)	(14,256)	(147,319)	(21,699)	(318,394)
A9260-07452	A&G-Employee pensions and bene - Variable Pay & Mgmt Incentive Plans 9260-07	467,000	643,128	-	151,903	186,704	235,560	257,575	239,963	193,732	173,918	1,499,298	(114,675)	3,934,105
A9260-07454	A&G-Employee pensions and bene - VPP & MIP - Capital Credit 9260-07454	(267,000)	(369,399)	-	(125,151)	(153,822)	(194,075)	(212,212)	(197,702)	(159,613)	(143,289)	(1,235,250)	144,635	(2,912,878)
A9260-07458	A&G-Employee pensions and bene - Restricted Stock - Long Term Incenti 9260-07	73,888	38,906	-	40,849	13,405	13,851	13,851	12,958	13,851	13,405	128,256	23,718	386,939
A9260-07460	A&G-Employee pensions and bene - RSU-Long Term Incentive Plan - Time 9260-	17,572	-	-	5,921	5,730	5,921	5,921	5,539	5,921	5,730	60,936	4,999	124,190
A9260-07463	A&G-Employee pensions and bene - RSU-Managment Incentive Plan 9260-07463	155	-	-	52	91	106	106	99	106	103	106	103	1,028
A9260-07487	A&G-Employee pensions and bene - COLI CSV & Premiums 9260-07487	(2,387)	3,272	6,362	2,919	(9,862)	(5,272)	(1,545)	(4,428)	(3,404)	5,960	6,252	(8,550)	(10,684)
A9260-07489	A&G-Employee pensions and bene - NQ Retirement Cost 9260-07489	2,653	2,653	2,653	1,393	1,393	1,395	1,395	1,395	1,395	1,395	1,395	1,395	20,512
A9260-07490	A&G-Employee pensions and bene - SERP Capitalized 9260-07490	(1,512)	(1,512)	(1,512)	(1,142)	(1,142)	(1,144)	(1,144)	(1,144)	(1,144)	(1,144)	(1,144)	(1,144)	(14,830)
A9260-07492	A&G-Employee pensions and bene - NSC-NQ Retirement Cost 9260-07492	3,780	3,780	3,502	3,853	3,853	3,840	3,840	3,840	3,840	3,840	3,840	3,840	45,649
A9260-07493	A&G-Employee pensions and bene - NSC-SERP Capitalized 9260-07493	(661)	(661)	(383)	(1,111)	(1,111)	(1,101)	(1,101)	(1,101)	(1,101)	(1,101)	(1,101)	(1,101)	(11,633)
A9030-07499	Customer accounts-Customer rec - Misc Employee Welfare Exp 9030-07499	-	-	-	-	-	162	-	-	-	-	-	-	162

A9110-07499	Sales-Supervision - Misc Employee Welfare Exp 9110-07499	-	-	-	-	-	392	147	344	-	-	-	-	882
A9260-07499	A&G-Employee pensions and bene - Misc Employee Welfare Exp 9260-07499	108	522	765	533	59	205	175	433	119	(4)	(23)	61	2,953
A8700-07499	Distribution-Operation supervi - Misc Employee Welfare Exp 8700-07499	543	897	4,953	861	2,423	3,789	1,315	2,221	1,369	4,353	1,827	1,911	26,462
A8750-07499	Distribution-Measuring and reg - Misc Employee Welfare Exp 8750-07499	-	-	-	-	-	-	-	-	89	-	-	-	89
Employee Welfare	**Employee Welfare**	**261,174**	**320,585**	**27,439**	**74,200**	**48,061**	**60,815**	**55,355**	**49,588**	**51,309**	**48,915**	**324,045**	**41,917**	**1,363,403**
														-
A9240-04069	A&G-Property insurance - Blueflame Property Insurance 9240-04069	245	245	245	245	245	245	245	245	261	261	261	261	3,000
A9250-04070	A&G-Injuries & damages - Insurance-Other 9250-04070	413	413	413	413	413	675	413	413	413	480	480	480	5,420
A9240-04072	A&G-Property insurance - Insurance Capitalized 9240-04072	(399)	(397)	(396)	(191)	(191)	(267)	(539)	(539)	(553)	(608)	(608)	(608)	(5,294)
A8600-07120	Transmission-Rents - Environmental & Safety 8600-07120	-	-	4,000	60	1,008	-	-	-	-	-	555	-	5,623
A8700-07120	Distribution-Operation supervi - Environmental & Safety 8700-07120	12,409	10,439	4,355	-	-	656	-	337	-	-	-	1,778	29,974
Insurance	**Insurance**	**12,668**	**10,700**	**8,617**	**527**	**1,475**	**1,309**	**118**	**455**	**121**	**133**	**688**	**1,911**	**38,724**
														-
A8810-04308	Distribution-Rents - 842 Locusview Lease Expense 8810-04308	-	-	-	-	-	1,514	-	-	-	-	-	-	1,514
A8810-04561	Distribution-Rents - 842 Variable Real Estate Lease Expen 8810-04561	1,564	-	-	367	-	4,603	4,665	952	62	11,051	5,599	16,263	45,125
A9310-04561	A&G-Rents - 842 Variable Real Estate Lease Expen 9310-04561	-	-	-	-	-	-	-	-	-	(0)	-	-	(0)
A8700-04564	Distribution-Operation supervi - 842 Variable Copier Lease Expense 8700-04564	- 3	7	3	2	-	-	-	-	-	-	-	-	15
A8810-04578	Distribution-Rents - 842 Real Estate Lease Expense 8810-04578	74,007	74,054	74,053	88,045	88,044	88,043	87,980	89,387	89,387	89,387	89,387	63,311	995,084
A8250-04580	Storage well royalties - Building Lease/Rents Capitalized 8250-04580	-	-	-	(297)	-	-	(932)	(32)	-	(1,871)	(223)	(292)	(3,646)
A9310-04580	A&G-Rents - Building Lease/Rents Capitalized 9310-04580	-	-	-	-	-	-	-	-	-	0	-	-	0
A8810-04580	Distribution-Rents - Building Lease/Rents Capitalized 8810-04580	(48,647)	(47,928)	(48,002)	(25,514)	(25,514)	(26,849)	(75,918)	(74,028)	(73,297)	(82,309)	(77,803)	(65,184)	(670,995)
A8250-04581	Storage well royalties - Non 842 Building Lease/Rents 8250-04581	-	-	-	1,023	-	-	1,136	39	-	2,282	272	356	5,108
A9210-04582	A&G-Office supplies & expense - Building Maintenance 9210-04582	-	-	-	-	-	-	-	-	3,250	-	-	-	3,250
A8700-04590	Distribution-Operation supervi - Utilities 8700-04590	1,246	1,419	1,443	1,136	1,092	1,034	1,146	1,198	1,053	1,044	1,371	1,345	14,527
A8740-04590	Mains and Services Expenses - Utilities 8740-04590	296	183	166	228	207	103	103	100	100	106	129	118	1,838
A8210-04590	Storage-Purification expenses - Utilities 8210-04590	92	95	96	94	96	96	100	154	115	90	85	80	1,194
A8250-04590	Storage well royalties - Utilities 8250-04590	115	104	54	116	252	544	531	518	506	239	129	66	3,173
A8560-04590	Mains expenses - Utilities 8560-04590	9	886	17	424	859	389	409	8	638	225	782	425	5,070
A8570-04590	Transmission-Measuring and reg - Utilities 8570-04590	2	197	4	94	191	87	91	2	142	50	174	94	1,127
A8170-04590	Lines expenses - Utilities 8170-04590	1	98	2	47	96	43	45	1	71	25	87	47	563
A8180-04590	Compressor station expenses - Utilities 8180-04590	7	689	14	330	668	303	318	7	496	175	608	330	3,944
A8190-04590	Compressor station fuel and po - Utilities 8190-04590	1,322	1,114	-	-	-	-	-	-	-	-	-	-	2,436
A8700-04592	Distribution-Operation supervi - Misc Rents 8700-04592	77	77	3,643	77	77	77	77	77	575	77	77	77	4,986
A8810-04592	Distribution-Rents - Misc Rents 8810-04592	-	-	-	-	-	-	3,159	333	-	-	-	-	3,492
A8560-04599	Mains expenses - Capitalized Utility Costs 8560-04599	(8)	(797)	(16)	(123)	(249)	(113)	(335)	(7)	(523)	(184)	(641)	(348)	(3,344)
A8180-04599	Compressor station expenses - Capitalized Utility Costs 8180-04599	(6)	(620)	(12)	(96)	(194)	(88)	(261)	(5)	(407)	(143)	(499)	(271)	(2,601)
A8700-04599	Distribution-Operation supervi - Capitalized Utility Costs 8700-04599	(1,081)	(1,233)	(1,258)	(329)	(317)	(300)	(940)	(983)	(863)	(856)	(1,124)	(1,103)	(10,388)
Rent, Maint., & Utilities	**Rent, Maint., & Utilities**	**28,996**	**28,345**	**30,207**	**65,623**	**65,307**	**69,486**	**21,374**	**17,722**	**21,303**	**19,385**	**18,409**	**15,315**	**401,471**
														-
A8740-03002	Mains and Services Expenses - Vehicle Lease Payments 8740-03002	8,297	8,297	9,443	9,443	-	(8,556)	691	(292)	64	-	-	-	27,388
A8700-03003	Distribution-Operation supervi - Capitalized transportation costs 8700-03003	(39)	(79)	(130)	(115)	(43)	(5)	(918)	-	(109)	(34)	(95)	(637)	(2,202)
A8740-03003	Mains and Services Expenses - Capitalized transportation costs 8740-03003	(11,224)	(10,174)	(16,277)	(13,378)	(17,434)	(12,591)	(11,596)	(13,690)	(10,841)	(16,862)	(11,733)	(15,846)	(161,647)
A8750-03003	Distribution-Measuring and reg - Capitalized transportation costs 8750-03003	-	(284)	-	-	-	-	(26)	(2)	-	(4)	-	-	(315)
A9110-03003	Sales-Supervision - Capitalized transportation costs 9110-03003	-	-	(6)	-	-	-	-	-	-	-	-	-	(6)
A9110-03004	Sales-Supervision - Vehicle Expense 9110-03004	-	-	24	-	-	-	-	-	-	-	-	-	24
A8700-03004	Distribution-Operation supervi - Vehicle Expense 8700-03004	68	120	193	127	68	9	1,117	-	136	66	155	905	2,965
A8740-03004	Mains and Services Expenses - Vehicle Expense 8740-03004	10,283	8,424	14,261	11,055	16,337	10,414	8,945	11,869	7,739	19,977	9,716	11,940	140,960
A8750-03004	Distribution-Measuring and reg - Vehicle Expense 8750-03004	-	1,071	-	-	-	-	103	6	-	16	-	-	1,196
A8740-03008	Mains and Services Expenses - 842 Vehicle Lease Expense 8740-03008	-	-	-	-	10,639	17,692	9,443	9,443	7,250	7,751	7,206	8,096	77,520
A8740-03009	Mains and Services Expenses - 842 Variable Heavy Equip Lease Expen 8740-0300	-	-	(622)	2,987	63	-	63	63	(5)	63	5	59	2,678
A8740-04301	Mains and Services Expenses - Equipment Lease 8740-04301	-	-	1,195	1,195	-	2,445	1,204	1,195	1,258	1,195	1,253	1,195	12,136
A8740-04302	Mains and Services Expenses - Heavy Equipment 8740-04302	-	-	(5)	18	5	24	(4)	10	10	15	5	9	85
A8810-04307	Distribution-Rents - Heavy Equipment Capitalized 8810-04307	-	-	-	-	-	(1,484)	-	-	-	-	-	-	(1,484)
A8740-04307	Mains and Services Expenses - Heavy Equipment Capitalized 8740-04307	-	-	(558)	(4,117)	(66)	(2,419)	(1,238)	(1,243)	(1,238)	(1,247)	(1,238)	(1,238)	(14,602)
A8740-04560	Mains and Services Expenses - Non 842 Fleet Lease/Rents 8740-04560	533	533	793	533	533	533	-	1,449	952	1,083	587	614	8,143
A8740-04563	Mains and Services Expenses - 842 Variable Fleet Lease Expense 8740-04563	572	572	1,861	641	2,012	-	1,023	422	812	1,036	2,025	3,848	14,823
Vehicles & Equip	**Vehicles & Equip**	**8,490**	**8,479**	**10,174**	**8,391**	**12,115**	**6,062**	**8,808**	**9,233**	**6,029**	**13,054**	**7,885**	**8,945**	**107,663**
														-
A9210-02001	A&G-Office supplies & expense - Inventory Materials 9210-02001	-	-	151,250	(151,250)	-	-	-	-	-	-	-	-	-
A8750-02001	Distribution-Measuring and reg - Inventory Materials 8750-02001	-	-	-	-	-	-	927	-	-	-	-	-	927
A9210-02004	A&G-Office supplies & expense - Warehouse Loading Charge 9210-02004	-	-	1,513	(7,563)	-	-	-	-	-	-	-	-	(6,050)
A8750-02004	Distribution-Measuring and reg - Warehouse Loading Charge 8750-02004	-	-	-	-	-	-	9	-	-	-	-	-	9
A8750-02005	Distribution-Measuring and reg - Non-Inventory Supplies 8750-02005	-	-	28	-	-	-	1,107	465	(51)	-	-	-	1,548
A8700-02005	Distribution-Operation supervi - Non-Inventory Supplies 8700-02005	53	2,493	346	74	276	170	-	265	24	92	524	805	5,121
A9030-05010	Customer accounts-Customer rec - Office Supplies 9030-05010	-	-	-	-	-	-	82	-	-	-	-	-	82
A9110-05010	Sales-Supervision - Office Supplies 9110-05010	-	-	-	-	-	-	-	52	-	302	-	-	354
A9210-05010	A&G-Office supplies & expense - Office Supplies 9210-05010	-	-	-	-	-	-	57	(4)	-	-	-	-	53
A8700-05010	Distribution-Operation supervi - Office Supplies 8700-05010	1,107	4,678	1,515	2,196	740	1,251	1,765	2,663	1,279	832	948	3,030	22,005
A8740-05010	Mains and Services Expenses - Office Supplies 8740-05010	-	-	-	-	38	-	-	-	-	-	-	-	38
A8750-05010	Distribution-Measuring and reg - Office Supplies 8750-05010	-	-	-	48	(9)	53	7	24	10	72	-	31	235
Materials & Supplies	**Materials & Supplies**	**1,160**	**7,171**	**154,651**	**(156,494)**	**1,046**	**1,473**	**3,954**	**3,465**	**1,261**	**1,297**	**1,472**	**3,866**	**24,323**
														-
A8700-04065	Distribution-Operation supervi - Offsite Storage 8700-04065	372	360	424	332	372	372	372	372	372	372	372	160	4,252
A8700-04201	Distribution-Operation supervi - Software Maintenance 8700-04201	16,439	13,640	13,649	16,023	20,012	34,575	15,047	17,159	15,357	16,145	15,311	20,609	213,966
A8700-04212	Distribution-Operation supervi - IT Equipment 8700-04212	1,957	1,424	279	334	497	576	952	570	70	64	959	928	8,609
A9090-04212	Customer service-Operating inf - IT Equipment 9090-04212	-	-	-	-	-	-	-	-	-	-	-	268	268
Information Technologies	**Information Technologies**	**18,769**	**15,424**	**14,352**	**16,689**	**20,881**	**35,524**	**16,370**	**18,101**	**15,799**	**16,581**	**16,641**	**21,965**	**227,095**
														-
A8700-05310	Distribution-Operation supervi - Monthly Lines and service 8700-05310	(11,135)	(10,441)	(10,460)	(8,223)	(79)	(9,626)	(3,700)	(3,693)	(3,699)	(3,718)	(5,087)	(5,019)	(74,881)
A8740-05310	Mains and Services Expenses - Monthly Lines and service 8740-05310	47	39	57	42	43	43	43	43	43	25	58	34	515
A8700-05312	Distribution-Operation supervi - Long Distance 8700-05312	1	1	1	0	2	0	0	1	1	0	0	2	11
A8700-05314	Distribution-Operation supervi - Toll Free Long Distance 8700-05314	113	113	112	118	116	31	31	31	31	31	31	30	787
A8700-05317	Distribution-Operation supervi - Telephone Directory 8700-05317	12,450	5,623	11,145	2,984	7,173	4,540	7,683	8,839	6,293	6,238	5,441	4,953	83,362
A8700-05323	Distribution-Operation supervi - Measurement & Meter Reading 8700-05323	2,900	2,994	2,992	3,017	2,372	3,243	2,899	2,994	2,965	2,891	3,109	3,079	35,455
A8750-05323	Distribution-Measuring and reg - Measurement & Meter Reading 8750-05323	-	-	-	-	-	40	10	-	-	-	-	-	50
A8700-05331	Distribution-Operation supervi - WAN/LAN/Internet Service 8700-05331	9,547	9,332	9,332	9,346	9,356	9,439	8,418	8,719	9,171	10,255	9,313	9,226	111,453
A8700-05364	Distribution-Operation supervi - Cellular, radio, pager charges 8700-05364	5,097	5,503	5,435	5,470	5,116	5,567	5,384	5,118	8,158	7,103	6,295	6,487	70,734
A8700-05376	Distribution-Operation supervi - Cell service for data uses 8700-05376	13,930	13,349	14,408	14,505	13,857	13,085	12,401	15,283	15,183	14,667	16,165	17,672	174,506
A8700-05377	Distribution-Operation supervi - Cell phone equipment and accessories 8700-05377	2,009	436	75	820	922	229	829	24	863	538	894	397	8,036

A8750-05377	Distribution-Measuring and reg - Cell phone equipment and accessories 8750-0537	-	-	-	-	-	-	-	-	11	15	-	-	26
A8700-05399	Distribution-Operation supervi - Capitalized Telecom Costs 8700-05399	(11,867)	(11,036)	(11,375)	(6,390)	(8,494)	(5,430)	(19,158)	(20,896)	(24,361)	(23,679)	(22,640)	(23,612)	(188,938)
A8740-05399	Mains and Services Expenses - Capitalized Telecom Costs 8740-05399	(29)	(24)	(34)	(12)	(12)	(12)	(35)	(35)	(35)	(20)	(47)	(28)	(324)
A8750-05399	Distribution-Measuring and reg - Capitalized Telecom Costs 8750-05399	-	-	-	-	-	-	-	-	(9)	(12)	-	-	(21)
Telecom	**Telecom**	**23,064**	**15,890**	**21,688**	**21,676**	**30,372**	**21,148**	**14,805**	**16,427**	**14,615**	**14,334**	**13,530**	**13,221**	**220,769**
														-
A8700-04002	Distribution-Operation supervi - Required By Law, Safety 8700-04002	50,069	28,077	12,042	60,627	23,382	128	77,905	259,425	3,193	65,728	2,829	5,341	588,745
A8700-04018	Distribution-Operation supervi - Safety 8700-04018	1,870	-	-	-	-	-	170	-	-	-	-	-	2,040
A9130-04021	Sales-Advertising expenses - Promo Other, Misc 9130-04021	-	-	385	5,614	-	-	-	-	-	-	-	-	5,999
A9110-04022	Sales-Supervision - Promo Sales, Misc 9110-04022	-	2,627	-	-	-	-	-	-	-	-	-	-	2,627
A8700-04022	Distribution-Operation supervi - Promo Sales, Misc 8700-04022	-	-	-	-	-	-	-	-	-	-	-	50	50
A9100-04040	Customer service-Miscellaneous - Community Rel&Trade Shows 9100-04040	-	-	-	-	-	-	1,810	-	-	-	-	-	1,810
A9130-04040	Sales-Advertising expenses - Community Rel&Trade Shows 9130-04040	-	-	-	-	7,130	587	-	-	-	113	-	-	7,829
A8700-04040	Distribution-Operation supervi - Community Rel&Trade Shows 8700-04040	-	147	1,138	-	-	-	-	-	-	-	44	-	1,330
A9302-04046	Miscellaneous general expenses - Customer Relations & Assist 9302-04046	-	-	9,966	-	-	-	-	-	-	-	-	-	9,966
A9100-04046	Customer service-Miscellaneous - Customer Relations & Assist 9100-04046	32	-	29	2,589	25	2	80	33	-	28	3	-	2,820
A9110-04046	Sales-Supervision - Customer Relations & Assist 9110-04046	-	-	-	-	-	-	-	-	-	-	-	-	-
A9120-04046	Sales-Demonstrating and sellin - Customer Relations & Assist 9120-04046	-	-	331	-	-	-	1,798	-	570	2,601	-	-	5,300
Marketing	**Marketing**	**51,970**	**30,852**	**23,892**	**68,830**	**30,537**	**718**	**81,763**	**259,457**	**3,762**	**68,469**	**2,876**	**5,391**	**628,517**
														-
A8700-05415	Distribution-Operation supervi - Membership Fees 8700-05415	244	139	503	25	17	-	25	5	16	260	-	45	1,279
A9302-05415	Miscellaneous general expenses - Membership Fees 9302-05415	-	-	-	-	-	-	-	480	-	-	-	-	480
A8700-05416	Distribution-Operation supervi - Club Dues - Nondeductible 8700-05416	33	33	33	33	33	33	33	16	-	16	16	16	295
A9302-07510	Miscellaneous general expenses - Association Dues 9302-07510	-	-	-	-	-	-	-	-	-	-	7,500	-	7,500
Dues & Membership Fees	**Dues & Membership Fees**	**277**	**172**	**536**	**58**	**50**	**33**	**58**	**501**	**16**	**276**	**7,516**	**61**	**9,555**
														-
A8700-05111	Distribution-Operation supervi - Postage/Delivery Services 8700-05111	560	420	967	1,050	217	212	656	1,181	139	968	738	166	7,273
A8750-05111	Distribution-Measuring and reg - Postage/Delivery Services 8750-05111	13	-	-	-	13	-	-	-	72	-	-	-	97
A8800-05111	Distribution-Other expenses - Postage/Delivery Services 8800-05111	-	110	69	-	73	57	27	-	-	-	36	-	372
A9210-05111	A&G-Office supplies & expense - Postage/Delivery Services 9210-05111	-	-	-	-	-	-	-	-	-	45	-	-	45
A8700-05215	Distribution-Operation supervi - 842 Copier Lease Expense 8700-05215	713	113	(608)	-	657	623	661	663	686	546	550	553	5,158
Print & Postages	**Print & Postages**	**1,285**	**644**	**428**	**1,050**	**959**	**892**	**1,345**	**1,844**	**896**	**1,558**	**1,324**	**719**	**12,945**
														-
A9010-05411	Customer accounts-Operation su - Meals and Entertainment 9010-05411	-	185	199	-	-	-	-	463	-	68	-	342	1,257
A9030-05411	Customer accounts-Customer rec - Meals and Entertainment 9030-05411	-	88	-	-	15	43	-	-	-	-	3,510	-	3,656
A9090-05411	Customer service-Operating inf - Meals and Entertainment 9090-05411	1,195	545	141	185	78	131	14	14	138	-	-	-	2,442
A9110-05411	Sales-Supervision - Meals and Entertainment 9110-05411	114	775	632	59	650	-	269	772	1,329	344	844	697	6,485
A9260-05411	A&G-Employee pensions and bene - Meals and Entertainment 9260-05411	695	-	-	-	-	-	-	-	-	-	-	-	695
A8700-05411	Distribution-Operation supervi - Meals and Entertainment 8700-05411	6,139	10,294	7,921	5,878	9,979	8,387	7,323	12,378	6,560	7,656	15,307	9,813	107,636
A8740-05411	Mains and Services Expenses - Meals and Entertainment 8740-05411	-	-	-	-	-	-	-	-	-	-	-	-	-
A8750-05411	Distribution-Measuring and reg - Meals and Entertainment 8750-05411	-	439	1,197	-	-	419	76	2,087	-	1,447	81	637	6,383
A8700-05412	Distribution-Operation supervi - Spousal & Dependent Travel 8700-05412	35	70	-	-	-	756	-	253	117	115	-	107	1,452
A8750-05412	Distribution-Measuring and reg - Spousal & Dependent Travel 8750-05412	-	-	-	-	-	68	-	-	-	-	-	-	68
A9090-05412	Customer service-Operating inf - Spousal & Dependent Travel 9090-05412	10	-	-	-	-	26	-	-	-	-	-	-	36
A9110-05412	Sales-Supervision - Spousal & Dependent Travel 9110-05412	-	-	-	-	-	-	-	-	-	-	1,151	-	1,151
A8700-05413	Distribution-Operation supervi - Transportation 8700-05413	4,852	9,365	8,279	5,208	8,711	6,538	4,771	5,395	6,921	8,524	16,973	9,401	94,939
A8740-05413	Mains and Services Expenses - Transportation 8740-05413	-	-	-	-	-	-	-	-	-	-	-	-	-
A8750-05413	Distribution-Measuring and reg - Transportation 8750-05413	-	1,518	-	-	-	829	-	753	-	-	-	865	3,965
A9010-05413	Customer accounts-Operation su - Transportation 9010-05413	-	-	54	-	-	-	-	132	-	-	-	132	318
A9030-05413	Customer accounts-Customer rec - Transportation 9030-05413	-	274	-	-	-	-	-	-	-	-	-	-	274
A9090-05413	Customer service-Operating inf - Transportation 9090-05413	1,108	1,618	2,678	213	1,772	546	633	218	397	57	103	651	9,993
A9110-05413	Sales-Supervision - Transportation 9110-05413	136	2,001	654	16	471	31	405	999	368	1,750	547	1,145	8,524
A9090-05414	Customer service-Operating inf - Lodging 9090-05414	801	380	804	859	644	326	226	181	339	-	171	-	4,731
A9110-05414	Sales-Supervision - Lodging 9110-05414	348	1,542	575	424	510	325	325	713	1,208	1,098	303	446	7,817
A8700-05414	Distribution-Operation supervi - Lodging 8700-05414	3,912	8,102	6,611	6,764	7,972	4,492	3,948	13,419	5,987	10,662	27,605	10,174	109,646
A8740-05414	Mains and Services Expenses - Lodging 8740-05414	-	-	-	-	-	-	-	-	-	-	1,428	-	1,428
A8750-05414	Distribution-Measuring and reg - Lodging 8750-05414	-	-	613	-	-	435	-	-	603	299	191	913	3,055
A9010-05414	Customer accounts-Operation su - Lodging 9010-05414	-	1,182	-	-	-	-	-	376	-	-	-	378	1,937
A8700-05419	Distribution-Operation supervi - Misc Employee Expense 8700-05419	13,496	671	9	9	643	5,865	-	6,405	67,850	47	-	-	94,994
Travel & Entertainment	**Travel & Entertainment**	**32,839**	**39,050**	**30,367**	**19,617**	**31,446**	**29,219**	**17,990**	**44,556**	**91,817**	**32,068**	**68,214**	**35,701**	**472,884**
														-
A8700-05420	Distribution-Operation supervi - Employee Development 8700-05420	709	7,450	2,087	553	214	883	350	6,045	179	50	18,411	-	36,930
A9090-05420	Customer service-Operating inf - Employee Development 9090-05420	713	-	-	-	-	-	-	-	-	-	-	-	713
A8700-05421	Distribution-Operation supervi - Training 8700-05421	2,149	119	2,149	-	-	-	1,125	412	4,086	3,417	-	175	13,631
A8740-05421	Mains and Services Expenses - Training 8740-05421	-	-	-	-	-	-	-	-	-	-	122	-	122
A8750-05421	Distribution-Measuring and reg - Training 8750-05421	-	-	-	-	-	1,500	-	-	-	-	-	-	1,500
A8700-05425	Distribution-Operation supervi - Regulatory Compliance Training 8700-05425	124	5,830	-	-	5,830	-	-	-	-	-	-	-	11,784
A8700-05426	Distribution-Operation supervi - Safety Training 8700-05426	44	4,600	560	465	-	546	420	960	1,402	1,223	1,764	514	12,498
A8740-05426	Mains and Services Expenses - Safety Training 8740-05426	773	525	525	525	525	525	5,790	(4,745)	522	522	522	522	6,531
A8700-05427	Distribution-Operation supervi - Technical (Job Skills) Training 8700-05427	-	-	-	-	-	-	-	-	95	-	-	-	95
A8700-05429	Distribution-Operation supervi - Work Environment Training 8700-05429	-	-	-	-	-	-	-	-	690	-	-	-	690
Training	**Training**	**4,511**	**18,523**	**5,320**	**1,543**	**6,569**	**3,454**	**7,685**	**2,671**	**6,975**	**5,213**	**20,819**	**1,211**	**84,493**
														-
A8700-06111	Distribution-Operation supervi - Contract Labor 8700-06111	64	-	235,016	(210,616)	-	139,507	(139,007)	-	-	-	-	-	24,964
A8740-06111	Mains and Services Expenses - Contract Labor 8740-06111	-	-	-	9,848	-	-	-	-	-	-	-	-	9,848
A8800-06111	Distribution-Other expenses - Contract Labor 8800-06111	106,203	75,493	61,610	37,083	51,798	34,260	36,001	36,795	42,386	40,149	61,533	15,458	598,770
A9030-06111	Customer accounts-Customer rec - Contract Labor 9030-06111	1,215	1,232	1,252	1,270	1,297	1,319	1,334	1,360	1,385	1,406	1,422	1,437	15,927
A9210-06111	A&G-Office supplies & expense - Contract Labor 9210-06111	-	-	-	-	-	-	-	-	(175,400)	-	3,492	-	(171,908)
A9230-06111	A&G-Outside services employed - Contract Labor 9230-06111	2,283	2,821	1,669	4,753	2,511	2,481	1,891	3,473	2,195	15,435	10,334	5,387	55,232
A9030-06113	Customer accounts-Customer rec - Payment Services 9030-06113	98,749	111,507	108,862	103,253	105,509	105,756	114,932	129,367	139,080	137,552	133,225	131,153	1,418,946
A9030-06116	Customer accounts-Customer rec - Bill Print Fees 9030-06116	1,986	2,003	1,930	1,906	1,947	1,832	1,930	1,862	2,331	2,963	2,511	1,937	25,139
A9230-06121	A&G-Outside services employed - Legal 9230-06121	28,383	32,273	9,955	52,344	24,206	23,803	-	19,390	-	(19,390)	(100,353)	-	70,610
Outside Services	**Outside Services**	**238,882**	**225,329**	**420,295**	**(159)**	**187,268**	**308,958**	**17,081**	**192,246**	**11,977**	**178,115**	**112,164**	**155,372**	**2,047,528**
														-
A9200-04863	A&G-Administrative & general s - A&G Overhead Clearing 9200-04863	(6,833)	(30,018)	(19,069)	(6,712)	(23,165)	(8,587)	(8,202)	(28,148)	(83,719)	(5,656)	(25,190)	(6,052)	(251,352)
A8700-07590	Distribution-Operation supervi - Misc General Expense 8700-07590	-	-	-	-	1,643	-	-	-	-	-	-	53	1,696
A9210-07590	A&G-Office supplies & expense - Misc General Expense 9210-07590	-	-	-	-	-	-	-	(511)	-	-	-	-	(511)
A9302-07590	Miscellaneous general expenses - Misc General Expense 9302-07590	390	-	-	-	-	-	241	-	-	-	-	230	862
Miscellaneous	**Miscellaneous**	**(6,443)**	**(30,018)**	**(19,069)**	**(6,712)**	**(21,522)**	**(8,587)**	**(7,960)**	**(28,660)**	**(83,719)**	**(5,656)**	**(25,190)**	**(5,769)**	**(249,306)**

														-
A9110-04145	Sales-Supervision - Printing/Slides/Graphics 9110-04145	-	-	-	-	-	-	-	-	-	2,330	-	-	2,330
A8700-04145	Distribution-Operation supervi - Printing/Slides/Graphics 8700-04145	-	-	148	-	-	-	-	-	-	-	-	-	148
Directors & Shareholders &PR	**Directors & Shareholders &PR**	**-**	**-**	**148**	**-**	**-**	**-**	**-**	**-**	**-**	**2,330**	**-**	**-**	**2,478**
														-
A9040-09929	Customer accounts-Uncollectibl - Misc Uncol Acct-Write Off 9040-09929	-	-	-	-	-	-	-	-	-	-	-	1,358	1,358
Provision for Bad Debt	**Provision for Bad Debt**	**-**	**-**	**-**	**-**	**-**	**-**	**-**	**-**	**-**	**-**	**-**	**1,358**	**1,358**
														-
	Total O&M Expenses Before Allocations	**999,611**	**1,020,945**	**1,061,692**	**423,581**	**752,824**	**777,399**	**647,846**	**867,132**	**441,297**	**726,778**	**826,783**	**545,382**	**9,091,269**

	Kentucky Division - 009DIV Budget 2024 October	Kentucky Division - 009DIV Budget 2024 November	Kentucky Division - 009DIV Budget 2024 December	Kentucky Division - 009DIV Budget 2024 January	Kentucky Division - 009DIV Budget 2024 February	Kentucky Division - 009DIV Budget 2024 March	Kentucky Division - 009DIV Budget 2024 April	Kentucky Division - 009DIV Budget 2024 May	Kentucky Division - 009DIV Budget 2024 June	Kentucky Division - 009DIV Budget 2024 July	Kentucky Division - 009DIV Budget 2024 August
Non-project Labor - 01000	523,475	531,089	788,437	513,495	525,576	543,316	506,040	743,152	512,061	500,902	503,500
Capital Labor - 01001	693,357	684,982	665,932	730,002	665,983	647,360	712,535	750,772	654,435	744,488	715,333
Capital Labor Contra - 01002	(693,357)	(684,982)	(665,932)	(730,002)	(665,983)	(647,360)	(712,535)	(750,772)	(654,435)	(744,488)	(715,333)
Deferred Project Labor - 01003	0	0	0	0	0	0	0	0	0	0	0
Deferred Project Labor Contra - 01004	0	0	0	0	0	0	0	0	0	0	0
Expense Labor Accrual - 01008	41,368	57,677	(240,356)	73,992	31,111	35,149	31,966	(179,766)	4,156	72,345	51,389
Expense Labor Transfer Out - 01014	(8,924)	(9,596)	(13,652)	(6,537)	(12,868)	(10,352)	(8,338)	(13,473)	(17,580)	(15,402)	(15,994)
Labor	**555,919**	**579,170**	**534,429**	**580,950**	**543,819**	**568,113**	**529,669**	**549,914**	**498,637**	**557,845**	**538,895**
Pension Benefits Load - 01202	14,427	15,031	13,870	15,077	14,113	14,744	13,746	14,271	12,941	14,477	13,985
OPEB Benefits Load - 01203	7,385	7,694	7,100	7,718	7,225	7,547	7,037	7,306	6,624	7,411	7,159
Workers Comp Benefits Load - 01221	0	0	0	0	0	0	0	0	0	0	0
Medical Benefits Load - 01251	104,719	109,099	100,671	109,434	102,440	107,016	99,774	103,588	93,929	105,082	101,512
ESOP Benefits Load - 01257	20,738	21,606	19,937	21,672	20,287	21,193	19,759	20,514	18,602	20,810	20,103
RSP FACC Benefits Load - 01263	8,032	8,368	7,722	8,394	7,858	8,209	7,653	7,946	7,205	8,060	7,786
Life Benefits Load - 01266	1,354	1,411	1,302	1,415	1,325	1,384	1,290	1,340	1,215	1,359	1,313
LTD Benefits Load - 01269	3,748	3,905	3,603	3,917	3,667	3,830	3,571	3,708	3,362	3,761	3,633
NSC-OPEB Benefits Load - 01294	(88,453)	(92,152)	(85,033)	(92,435)	(86,527)	(90,393)	(84,276)	(87,497)	(79,339)	(88,759)	(85,744)
NSC-Pension Benefits Load - 01297	(7,214)	(7,515)	(6,935)	(7,538)	(7,057)	(7,372)	(6,873)	(7,136)	(6,470)	(7,239)	(6,993)
Admin Fees Pension - 07496	0	0	0	0	0	0	0	0	0	0	0
Benefits	**64,738**	**67,446**	**62,236**	**67,653**	**63,329**	**66,158**	**61,681**	**64,039**	**58,068**	**64,963**	**62,756**
Service Awards - 07421	0	0	0	0	0	0	0	0	0	0	0
Uniforms - 07443	40,864	39,345	40,093	8,157	8,291	9,842	9,725	8,922	12,806	8,491	9,009
Uniforms Capitalized - 07444	(33,668)	(32,416)	(33,032)	(6,721)	(6,831)	(8,109)	(8,013)	(7,351)	(10,551)	(6,996)	(7,423)
Education Assistance Program - 07447	0	0	0	0	0	0	0	0	0	0	0
Capitalized Restricted Stock - 07450	0	0	0	0	0	0	0	0	0	0	0
Variable Pay & Mgmt Incentive Plans - 07452	0	0	0	0	0	0	0	0	0	0	0

Kentucky Division - 009DIV Budget 2024 September	Kentucky Division - 009DIV Budget 2024 YTD September
495,848	6,686,890
697,197	8,362,375
(697,197)	(8,362,375)
0	0
0	0
20,967	0
(8,879)	(141,595)
507,936	**6,545,295**
13,182	169,864
6,748	86,954
0	0
95,680	1,232,942
18,948	244,171
7,339	94,571
1,237	15,944
3,425	44,130
(80,818)	(1,041,427)
(6,591)	(84,932)
0	0
59,151	**762,217**
0	0
10,743	206,291
(8,851)	(169,960)
0	0
0	0
0	0

Last Refresh: 8/12/2024 3:17:55 PM
PROD Atmos Budget
O&M16 SA x CC x OM4 Summary
ss Versions - Working Budget 2025
Line Items - Amount (after HQ Allocations)

	Kentucky Division - 009DIV													Mid-States General Office Div - 091DIV			
	Oct 24	Nov 24	Dec 24	Jan 25	Feb 25	Mar 25	Apr 25	May 25	Jun 25	Jul 25	Aug 25	Sep 25	FY25	Oct 24	Nov 24	Dec 24	Jan 25
Non-project Labor - 01000	564,499	822,522	556,792	562,396	560,066	554,622	551,150	842,511	553,395	528,396	527,350	534,178	7,157,875	252,919	359,578	241,852	244,164
Capital Labor - 01001	815,241	742,756	768,161	787,109	714,788	743,624	779,180	751,419	751,265	838,564	765,897	792,401	9,250,405	317,459	290,193	303,901	317,459
Capital Labor Contra - 01002	(815,241)	(742,756)	(768,161)	(787,109)	(714,788)	(743,624)	(779,180)	(751,419)	(751,265)	(838,564)	(765,897)	(792,401)	(9,250,405)	(317,459)	(290,193)	(303,901)	(317,459)
Deferred Project Labor - 01003	-	-	-	-	-	-	-	-	-	-	-	-	-	2,662	2,430	2,546	2,662
Deferred Project Labor Contra - 01004	-	-	-	-	-	-	-	-	-	-	-	-	-	(2,662)	(2,430)	(2,546)	(2,662)
Capitalized Project Labor - 01005	-	-	-	-	-	-	-	-	-	-	-	-	-	-	-	-	-
O&M Project Labor and Contra - 01006	-	-	-	-	-	-	-	-	-	-	-	-	-	-	-	-	-
Expense Labor Accrual - 01008	57,256	(239,689)	56,308	87,475	(5,040)	27,306	50,991	(212,664)	20,952	70,092	32,317	54,695	0	23,353	(108,350)	25,134	37,523
Capital Labor Accrual - 01009	-	-	-	-	-	-	-	-	-	-	-	-	-	-	-	-	-
PTO Accrual - 01010	-	-	-	-	-	-	-	-	-	-	-	-	-	-	-	-	-
Capital Labor Transfer In - 01011	-	-	-	-	-	-	-	-	-	-	-	-	-	-	-	-	-
Capital Labor Transfer Out - 01012	-	-	-	-	-	-	-	-	-	-	-	-	-	-	-	-	-
Expense Labor Transfer In - 01013	-	-	-	-	-	-	-	-	-	-	-	-	-	-	-	-	-
Expense Labor Transfer Out - 01014	(8,924)	(9,596)	(13,652)	(6,537)	(12,868)	(10,352)	(8,338)	(13,473)	(17,580)	(15,402)	(15,994)	(8,879)	(141,595)	-	-	-	-
Deferred Project Labor Transfer In - 01015	-	-	-	-	-	-	-	-	-	-	-	-	-	-	-	-	-
Deferred Project Labor Transfer Out - 01016	-	-	-	-	-	-	-	-	-	-	-	-	-	-	-	-	-
Labor	612,830	573,237	599,448	643,334	542,158	571,576	593,803	616,374	556,767	583,085	543,673	579,994	7,016,280	276,273	251,228	266,986	281,687
Other Benefits Load - 01200	-	-	-	-	-	-	-	-	-	-	-	-	-	-	-	-	-
Other Benefits Variance - 01201	-	-	-	-	-	-	-	-	-	-	-	-	-	-	-	-	-
Pension Benefits Load - 01202	12,948	12,112	12,665	13,593	11,455	12,077	12,546	13,023	11,764	12,320	11,487	12,254	148,244	5,600	5,087	5,402	5,699
OPEB Benefits Load - 01203	6,815	6,375	6,666	7,154	6,029	6,356	6,603	6,854	6,191	6,484	6,046	6,450	78,023	3,613	3,298	3,512	3,708
Pension Benefits Variance - 01206	-	-	-	-	-	-	-	-	-	-	-	-	-	-	-	-	-
OPEB Benefits Variance - 01207	-	-	-	-	-	-	-	-	-	-	-	-	-	-	-	-	-
Workers Comp Benefits Variance - 01208	-	-	-	-	-	-	-	-	-	-	-	-	-	-	-	-	-
Workers Comp Benefits Load - 01221	-	-	-	-	-	-	-	-	-	-	-	-	-	22,335	22,335	22,335	22,335
Pension Regulated Asset O&M - 01226	-	-	-	-	-	-	-	-	-	-	-	-	-	-	-	-	-
OPEB Regulated Asset O&M - 01227	-	-	-	-	-	-	-	-	-	-	-	-	-	-	-	-	-
Pension Reg Asset Amort - 01229	-	-	-	-	-	-	-	-	-	-	-	-	-	-	-	-	-
OPEB Reg Asset Amort - 01230	-	-	-	-	-	-	-	-	-	-	-	-	-	-	-	-	-
x-Basic Life Insurance - 01231	-	-	-	-	-	-	-	-	-	-	-	-	-	-	-	-	-
x-FAS106/OPEB - 01232	-	-	-	-	-	-	-	-	-	-	-	-	-	-	-	-	-
x-Medical/Dental Insurance - 01233	-	-	-	-	-	-	-	-	-	-	-	-	-	-	-	-	-
x-LTD Insurance - 01234	-	-	-	-	-	-	-	-	-	-	-	-	-	-	-	-	-
x-Mini-Med Insurance - 01235	-	-	-	-	-	-	-	-	-	-	-	-	-	-	-	-	-
x-ESOP - Matching Contribution - 01236	-	-	-	-	-	-	-	-	-	-	-	-	-	-	-	-	-
x-Benefits Dollars To Pay - 01238	-	-	-	-	-	-	-	-	-	-	-	-	-	-	-	-	-
Employer 401K Expense - 01239	-	-	-	-	-	-	-	-	-	-	-	-	-	-	-	-	-
x-Retirement Plan Expense - 01241	-	-	-	-	-	-	-	-	-	-	-	-	-	-	-	-	-
x-Short Term Disability - 01242	-	-	-	-	-	-	-	-	-	-	-	-	-	-	-	-	-
x-Retirement Plan Exp Other - 01244	-	-	-	-	-	-	-	-	-	-	-	-	-	-	-	-	-
x-Retirement Plan Exp Allocation - 01249	-	-	-	-	-	-	-	-	-	-	-	-	-	-	-	-	-
Medical Benefits Load - 01251	112,833	105,543	110,369	118,450	99,821	105,238	109,330	113,486	102,511	107,357	100,100	106,788	1,291,826	49,865	45,323	48,151	50,798
Medical Benefits Variance - 01252	-	-	-	-	-	-	-	-	-	-	-	-	-	-	-	-	-
Medical Benefits Projects - 01253	-	-	-	-	-	-	-	-	-	-	-	-	-	-	-	-	-
Payroll Tax Projects - 01256	-	-	-	-	-	-	-	-	-	-	-	-	-	-	-	-	-
ESOP Benefits Load - 01257	30,220	28,268	29,560	31,724	26,735	28,186	29,282	30,395	27,456	28,753	26,810	28,601	345,990	13,279	12,068	12,820	13,524
ESOP Benefits Variance - 01258	-	-	-	-	-	-	-	-	-	-	-	-	-	-	-	-	-
ESOP Benefits Projects - 01259	-	-	-	-	-	-	-	-	-	-	-	-	-	-	-	-	-
Other Benefits Load - 01260	-	-	-	-	-	-	-	-	-	-	-	-	-	-	-	-	-
Other Benefits Variance - 01261	-	-	-	-	-	-	-	-	-	-	-	-	-	-	-	-	-
Other Benefits Projects - 01262	-	-	-	-	-	-	-	-	-	-	-	-	-	-	-	-	-
RSP FACC Benefits Load - 01263	11,497	10,754	11,245	12,069	10,171	10,723	11,140	11,563	10,445	10,939	10,199	10,881	131,623	5,205	4,733	5,030	5,308
RSP FACC Benefits Variance - 01264	-	-	-	-	-	-	-	-	-	-	-	-	-	-	-	-	-
RSP FACC Benefits Projects - 01265	-	-	-	-	-	-	-	-	-	-	-	-	-	-	-	-	-
Life Benefits Load - 01266	919	860	899	965	813	857	891	925	835	875	816	870	10,524	414	377	400	423
Life Benefits Variance - 01267	-	-	-	-	-	-	-	-	-	-	-	-	-	-	-	-	-
Life Benefits Projects - 01268	-	-	-	-	-	-	-	-	-	-	-	-	-	-	-	-	-
LTD Benefits Load - 01269	3,799	3,553	3,716	3,988	3,361	3,543	3,681	3,821	3,451	3,614	3,370	3,595	43,492	1,707	1,552	1,650	1,740
LTD Benefits Variance - 01270	-	-	-	-	-	-	-	-	-	-	-	-	-	-	-	-	-
LTD Benefits Projects - 01271	-	-	-	-	-	-	-	-	-	-	-	-	-	-	-	-	-
Other Benefits Projects - 01290	-	-	-	-	-	-	-	-	-	-	-	-	-	-	-	-	-
Pension Benefits Projects - 01291	-	-	-	-	-	-	-	-	-	-	-	-	-	-	-	-	-
OPEB Benefits Projects - 01292	-	-	-	-	-	-	-	-	-	-	-	-	-	-	-	-	-
Workers Comp Benefits Projects - 01293	-	-	-	-	-	-	-	-	-	-	-	-	-	-	-	-	-
NSC-OPEB Benefits Load - 01294	(98,304)	(91,953)	(96,157)	(103,197)	(86,968)	(91,686)	(95,252)	(98,872)	(89,311)	(93,533)	(87,211)	(93,037)	(1,125,480)	180,835	170,581	177,991	188,168
NSC-OPEB Benefits Variance - 01295	-	-	-	-	-	-	-	-	-	-	-	-	-	-	-	-	-
NSC-OPEB Benefits Projects - 01296	-	-	-	-	-	-	-	-	-	-	-	-	-	-	-	-	-
NSC-Pension Benefits Load - 01297	(5,793)	(5,418)	(5,666)	(6,081)	(5,125)	(5,403)	(5,613)	(5,826)	(5,263)	(5,511)	(5,139)	(5,482)	(66,319)	10,105	9,538	9,935	10,501
NSC-Pension Benefits Variance - 01298	-	-	-	-	-	-	-	-	-	-	-	-	-	-	-	-	-

NSC-Pension Benefits Projects - 01299	-	-	-	-	-	-	-	-	-	-	-	-	-	-	-	-	-
Admin Fees Pension - 07496	-	-	-	-	-	-	-	-	-	-	-	-	-	-	-	-	-
Workers Comp Benefits Cap Credit - 01225	-	-	-	-	-	-	-	-	-	-	-	-	-	(18,734)	(18,734)	(18,734)	(18,734)
Benefits	74,934	70,093	73,298	78,664	66,293	69,890	72,608	75,368	68,079	71,297	66,478	70,919	857,922	274,224	256,158	268,493	283,469
SERP Reg Asset Amort - 01223	-	-	-	-	-	-	-	-	-	-	-	-	-	-	-	-	-
SERP Regulated Asset O&M - 01228	-	-	-	-	-	-	-	-	-	-	-	-	-	-	-	-	-
Physical Exam-Mgmt Group - 04131	-	-	-	-	-	-	-	-	-	-	-	-	-	-	-	-	-
Use 07499 Employees' Coffee - 07411	-	-	-	-	-	-	-	-	-	-	-	-	-	-	-	-	-
Service Awards - 07421	-	-	-	-	-	-	-	-	-	-	-	-	-	3,646	3,285	404	7,272
Use 07421 Annual Awards Dinner - 07422	-	-	-	-	-	-	-	-	-	-	-	-	-	-	-	-	-
Use 07499 Meetings - 07431	-	-	-	-	-	-	-	-	-	-	-	-	-	-	-	-	-
Use 07499 Sports Activities - 07432	-	-	-	-	-	-	-	-	-	-	-	-	-	-	-	-	-
Use 07499 Receptions / Picnics - 07433	-	-	-	-	-	-	-	-	-	-	-	-	-	-	-	-	-
Use 07499 EAPC Special Fund - 07434	-	-	-	-	-	-	-	-	-	-	-	-	-	-	-	-	-
Use 07499 Other Emply Publications - 07441	-	-	-	-	-	-	-	-	-	-	-	-	-	-	-	-	-
Use 07499 Magazines/Videos - 07442	-	-	-	-	-	-	-	-	-	-	-	-	-	-	-	-	-
Uniforms - 07443	66,615	66,613	66,611	3,613	3,613	3,613	3,613	3,613	3,613	3,613	3,613	3,617	232,363	956	956	956	956
Uniforms Capitalized - 07444	(38,358)	(38,357)	(38,356)	(2,081)	(2,081)	(2,081)	(2,081)	(2,081)	(2,081)	(2,081)	(2,081)	(2,083)	(133,800)	(550)	(550)	(550)	(550)
Use 07499 Flower Fund - 07445	-	-	-	-	-	-	-	-	-	-	-	-	-	-	-	-	-
Education Assistance Program - 07447	-	-	-	-	-	-	-	-	-	-	-	-	-	-	-	-	-
Non-Qual Retirment Exp - 07449	-	-	-	-	-	-	-	-	-	-	-	-	-	-	-	-	-
Capitalized Restricted Stock - 07450	-	-	-	-	-	-	-	-	-	-	-	-	-	(10,739)	(16,041)	(10,736)	(10,798)
Restricted Stock - 07451	-	-	-	-	-	-	-	-	-	-	-	-	-	-	-	-	-
Variable Pay & Mgmt Incentive Plans - 07452	-	-	-	-	-	-	-	-	-	-	-	-	-	168,177	212,694	264,631	306,675
Exec Compensation-Other - 07453	-	-	-	-	-	-	-	-	-	-	-	-	-	-	-	-	-
VPP & MIP - Capital Credit - 07454	-	-	-	-	-	-	-	-	-	-	-	-	-	(141,061)	(178,400)	(221,963)	(257,228)
Stock options - 07455	-	-	-	-	-	-	-	-	-	-	-	-	-	-	-	-	-
Restricted Stock -Long Term Incentive Plan - Time Lap- 07456	-	-	-	-	-	-	-	-	-	-	-	-	-	-	-	-	-
Restricted Stock - Management Incentive Plan - 07457	-	-	-	-	-	-	-	-	-	-	-	-	-	-	-	-	-
Restricted Stock - Long Term Incentive Plan - Perform- 07458	-	-	-	-	-	-	-	-	-	-	-	-	-	14,302	13,841	14,302	14,302
RSU-Long Term Incentive Plan - Time Lapse - 07460	-	-	-	-	-	-	-	-	-	-	-	-	-	4,775	4,621	4,775	4,775
Use 07499 Med/Hosp Exp Nonoccup - 07461	-	-	-	-	-	-	-	-	-	-	-	-	-	-	-	-	-
RSU-Managment Incentive Plan - 07463	-	-	-	-	-	-	-	-	-	-	-	-	-	106	6,816	192	192
Rabbi Trust Realized Gain/Loss-Div - 07486	-	-	-	-	-	-	-	-	-	-	-	-	-	-	-	-	-
COLI CSV & Premiums - 07487	-	-	-	-	-	-	-	-	-	-	-	-	-	(1,600)	(1,600)	(1,600)	(1,600)
COLI Loan Interest - 07488	-	-	-	-	-	-	-	-	-	-	-	-	-	-	-	-	-
NQ Retirement Cost - 07489	-	-	-	-	-	-	-	-	-	-	-	-	-	1,667	1,667	1,667	1,667
SERP Capitalized - 07490	-	-	-	-	-	-	-	-	-	-	-	-	-	(1,398)	(1,398)	(1,398)	(1,398)
Use 07499 First Aid Supplies - 07491	-	-	-	-	-	-	-	-	-	-	-	-	-	-	-	-	-
NSC-NQ Retirement Cost - 07492	-	-	-	-	-	-	-	-	-	-	-	-	-	3,667	3,667	3,667	3,667
NSC-SERP Capitalized - 07493	-	-	-	-	-	-	-	-	-	-	-	-	-	-	-	-	-
Employee Broadcast and Publication - 07495	-	-	-	-	-	-	-	-	-	-	-	-	-	-	-	-	-
Admin Fees SERP - 07497	-	-	-	-	-	-	-	-	-	-	-	-	-	-	-	-	-
Misc Employee Welfare Exp - 07499	4,755	4,755	6,255	4,755	4,755	6,255	4,755	4,755	6,253	4,753	4,753	6,253	63,049	2,722	2,722	2,722	7,222
Employee Welfare	33,011	33,011	34,510	6,287	6,287	7,787	6,288	6,288	7,786	6,286	6,286	7,787	161,613	44,670	52,279	57,068	75,153
Blueflame Property Insurance - 04069	-	-	-	-	-	-	-	-	-	-	-	-	-	77,969	77,969	77,969	77,969
Insurance-Other - 04070	-	-	-	-	-	-	-	-	-	-	-	-	-	9,065	9,065	9,065	9,065
Insurance Capitalized - 04072	-	-	-	-	-	-	-	-	-	-	-	-	-	(73,001)	(73,001)	(73,001)	(73,001)
Damages - 07111	-	-	-	-	-	-	-	-	-	-	-	-	-	-	-	-	-
Use 04070 Excess Prop Damage Ins. - 07112	-	-	-	-	-	-	-	-	-	-	-	-	-	-	-	-	-
Use 07120 Safety and Accident Prevention - 07113	-	-	-	-	-	-	-	-	-	-	-	-	-	-	-	-	-
Pub Liab & Prop Damage Ins - 07114	-	-	-	-	-	-	-	-	-	-	-	-	-	-	-	-	-
Insurance Reserve - 07115	-	-	-	-	-	-	-	-	-	-	-	-	-	-	-	-	-
Claims $50,000 Or Above - 07116	-	-	-	-	-	-	-	-	-	-	-	-	-	-	-	-	-
Insurance - D&O - 07119	-	-	-	-	-	-	-	-	-	-	-	-	-	-	-	-	-
Environmental & Safety - 07120	-	-	-	-	-	-	-	-	-	-	-	-	-	925	925	925	925
Insurance - Public Liability - 07121	-	-	-	-	-	-	-	-	-	-	-	-	-	-	-	-	-
Bus Travel Accident Ins - 07464	-	-	-	-	-	-	-	-	-	-	-	-	-	-	-	-	-
Insurance	-	-	-	-	-	-	-	-	-	-	-	-	-	14,958	14,958	14,958	14,958
842 Locusview Lease Expense - 04308	22,024	22,024	22,024	22,024	22,024	22,024	22,024	22,024	22,024	22,024	22,024	22,024	264,289	2,965	2,965	2,965	2,965
842 Variable Real Estate Lease Expense - 04561	529	529	529	529	529	529	529	529	529	529	529	529	6,346	3,093	3,093	3,093	3,093
842 Variable Tower Lease Expense - 04562	-	-	-	-	-	-	-	-	-	-	-	-	-	-	-	-	-
842 Variable Copier Lease Expense - 04564	192	192	192	192	192	192	192	192	192	192	192	192	2,300	38	38	38	38
842 Short Term Lease Expense - 04575	-	-	-	-	-	-	-	-	-	-	-	-	-	-	-	-	-
842 Short term Tower Lease Expense - 04576	-	-	-	-	-	-	-	-	-	-	-	-	-	-	-	-	-
842 Real Estate Lease Expense - 04578	70,559	70,559	70,559	70,559	70,559	70,559	70,559	70,559	70,559	70,559	70,559	70,559	846,703	53,620	53,620	53,620	53,620
842 Finance Lease Expense - 04579	-	-	-	-	-	-	-	-	-	-	-	-	-	-	-	-	-
Building Lease/Rents Capitalized - 04580	(50,962)	(50,891)	(54,148)	(51,493)	(51,885)	(50,973)	(49,209)	(48,258)	(50,046)	(50,363)	(50,260)	(52,692)	(611,180)	(29,126)	(28,960)	(27,826)	(29,126)
Non 842 Building Lease/Rents - 04581	612	612	612	612	612	612	612	612	611	611	611	611	7,340	-	-	-	-
Building Maintenance - 04582	56,386	43,236	43,432	42,919	43,753	52,822	45,320	44,687	45,039	43,648	44,839	45,338	551,423	3,333	3,333	3,333	3,333
Use 04582 Building Maintenance - 04583	-	-	-	-	-	-	-	-	-	-	-	-	-	-	-	-	-
Use 04582 Furniture Repair & Maint - 04584	-	-	-	-	-	-	-	-	-	-	-	-	-	-	-	-	-
Railroad easements and crossings - 04585	-	-	-	-	-	-	8,400	-	-	-	-	-	8,400	-	-	-	-
Use 04582 Janitor Service - 04586	-	-	-	-	-	-	-	-	-	-	-	-	-	-	-	-	-
Use 04582 Pest Control - 04587	-	-	-	-	-	-	-	-	-	-	-	-	-	-	-	-	-
Use 04582 Garbage Pickup - 04588	-	-	-	-	-	-	-	-	-	-	-	-	-	-	-	-	-

Use 04582 Other Maint Exp - 04589	-	-	-	-	-	-	-	-	-	-	-	-	-	-	-	-	-
Utilities - 04590	27,964	22,394	22,198	25,328	27,396	22,769	21,554	21,549	23,158	22,275	21,863	21,763	280,210	3,040	4,525	4,651	5,585
Use 04590 Gas - 04591	-	-	-	-	-	-	-	-	-	-	-	-	-	-	-	-	-
Misc Rents - 04592	331	331	331	331	331	590	331	331	545	331	331	2,185	6,299	5	5	5	5
Leased Gas Districts - 04593	-	-	-	-	-	-	-	-	-	-	-	-	-	-	-	-	-
Utilities not allocated - 04596	-	-	-	-	-	-	-	-	-	-	-	-	-	-	-	-	-
Capitalized Utility Costs - 04599	(63,469)	(51,342)	(55,207)	(55,314)	(58,167)	(59,041)	(58,490)	(49,102)	(53,025)	(51,489)	(49,453)	(50,553)	(654,651)	(1,667)	(1,833)	(1,839)	(2,184)
Company Used Gas - 04801	-	-	-	-	-	-	-	-	-	-	-	-	-	3,333	3,333	3,333	3,333
842 Tower Lease Expense - 05353	28,411	28,411	28,411	28,411	28,411	28,411	28,411	28,411	28,411	28,411	28,411	28,411	340,938	5,559	5,559	5,559	5,559
Rent, Maint., & Utilities	92,577	86,056	78,933	84,098	83,755	88,494	90,232	91,533	87,997	86,728	89,646	88,368	1,048,417	44,193	45,678	46,931	46,221
Vehicle Depreciation Capitalized - 03001	-	-	-	-	-	-	-	-	-	-	-	-	-	-	-	-	-
Vehicle Lease Payments - 03002	1,231	1,231	1,231	1,231	1,231	1,231	1,231	1,931	1,931	1,931	1,931	1,931	18,272	-	-	-	-
Capitalized transportation costs - 03003	(172,612)	(172,553)	(172,553)	(172,553)	(172,554)	(173,609)	(172,554)	(187,906)	(187,904)	(187,904)	(187,904)	(188,960)	(2,149,567)	(11,759)	(11,759)	(11,759)	(11,759)
Vehicle Expense - 03004	136,725	136,659	136,659	136,660	136,661	136,661	136,661	136,661	136,658	136,658	136,658	136,661	1,639,986	10,084	10,084	10,084	10,084
Use 05413 Personal Vehicle Usage - 03005	-	-	-	-	-	-	-	-	-	-	-	-	-	-	-	-	-
Voyager Vehicle Charges - 03006	-	-	-	-	-	-	-	-	-	-	-	-	-	-	-	-	-
842 Variable Heavy Equip Lease Expense - 03009	845	845	845	845	845	845	845	845	844	844	844	844	10,136	-	-	-	-
Equipment Lease - 04301	42,055	42,055	42,255	42,255	42,255	47,155	47,155	48,655	48,655	48,655	48,655	48,655	548,460	-	-	-	-
Heavy Equipment - 04302	23,964	23,827	23,994	23,502	24,112	25,292	23,618	24,415	26,013	24,856	23,723	24,419	291,735	34	34	34	34
Use 04302 Equip Supplies & Tools Use 04302 - 04303	-	-	-	-	-	-	-	-	-	-	-	-	-	-	-	-	-
Heavy Equipment Depreciation - 04304	-	-	-	-	-	-	-	-	-	-	-	-	-	-	-	-	-
Use 03004 Licenses & Permits, Tax - 04305	-	-	-	-	-	-	-	-	-	-	-	-	-	-	-	-	-
Heavy Equipment Capitalized - 04307	(92,744)	(92,609)	(92,969)	(92,487)	(93,085)	(99,043)	(97,402)	(99,653)	(101,219)	(100,085)	(98,974)	(99,656)	(1,159,926)	(44)	(44)	(44)	(44)
Non-842 Heavy Equipment - 04309	4,054	4,054	4,054	4,054	4,054	4,054	4,054	4,054	4,054	4,054	4,054	4,054	48,648	11	11	11	11
Use 03004 Fuel - Regular Use 03004 - 04411	-	-	-	-	-	-	-	-	-	-	-	-	-	-	-	-	-
Fuel - Diesel - 04413	-	-	-	-	-	-	-	-	-	-	-	-	-	-	-	-	-
Oil & Filters - 04421	-	-	-	-	-	-	-	-	-	-	-	-	-	-	-	-	-
Use 03004 Tires & Tubes - 04422	-	-	-	-	-	-	-	-	-	-	-	-	-	-	-	-	-
Transmission Repair - 04423	-	-	-	-	-	-	-	-	-	-	-	-	-	-	-	-	-
Use 03004 Vehicle Maintenance - 04424	-	-	-	-	-	-	-	-	-	-	-	-	-	-	-	-	-
Vehicle Repairs - 04426	-	-	-	-	-	-	-	-	-	-	-	-	-	-	-	-	-
Wash & Grease - 04427	-	-	-	-	-	-	-	-	-	-	-	-	-	-	-	-	-
Use 03004 Leased Vehicle Expense - 04430	-	-	-	-	-	-	-	-	-	-	-	-	-	-	-	-	-
CNG - Bulk Purchases - 04431	-	-	-	-	-	-	-	-	-	-	-	-	-	-	-	-	-
Use 03004 CNG Equipment Repair/Maint - 04432	-	-	-	-	-	-	-	-	-	-	-	-	-	-	-	-	-
Non 842 Fleet Lease/Rents - 04560	1,723	1,723	1,723	1,723	1,723	1,723	1,723	1,723	1,723	1,723	1,723	1,723	20,671	430	430	430	430
842 Variable Fleet Lease Expense - 04563	3,775	3,775	3,775	3,775	3,775	5,525	3,775	3,775	3,775	3,775	3,775	5,525	48,799	486	486	486	486
842 Vehicle Lease Expense - 03008	160,794	160,794	160,794	160,794	160,794	160,794	160,794	189,716	189,716	189,716	189,716	189,716	2,074,142	13,680	13,680	13,680	13,680
Vehicles & Equip	109,811	109,801	109,809	109,799	109,812	110,628	109,900	124,216	124,247	124,223	124,201	124,912	1,391,358	12,921	12,921	12,921	12,921
Inventory Materials - 02001	29,588	30,327	29,552	30,865	31,756	30,901	30,732	28,877	30,296	31,813	28,746	29,786	363,245	792	792	792	792
Material Cost - Major Items - 02002	-	-	-	-	-	-	-	-	-	-	-	-	-	-	-	-	-
Material Cost - Other - 02003	-	-	-	-	-	-	-	-	-	-	-	-	-	-	-	-	-
Warehouse Loading Charge - 02004	296	303	296	309	318	309	307	289	303	318	287	298	3,632	8	8	8	8
Non-Inventory Supplies - 02005	41,022	46,031	47,520	42,110	42,882	47,984	47,195	44,193	53,948	43,575	45,443	44,811	546,709	985	985	985	985
Purchasing Card Charges - 02006	-	-	-	-	-	-	-	-	-	-	-	-	-	-	-	-	-
Inventory Transfers-Interorg - 02007	-	-	-	-	-	-	-	-	-	-	-	-	-	-	-	-	-
Use 05010 Supplies - 04050	-	-	-	-	-	-	-	-	-	-	-	-	-	-	-	-	-
Maintenance - Inserter - 04051	-	-	-	-	-	-	-	-	-	-	-	-	-	-	-	-	-
Gas Bill Stationary - 04052	-	-	-	-	-	-	-	-	-	-	-	-	-	-	-	-	-
Armored Car Service - 04055	-	-	-	-	-	-	-	-	-	-	-	-	-	-	-	-	-
Presort & Certf Services - 04056	-	-	-	-	-	-	-	-	-	-	-	-	-	-	-	-	-
Use 05010 Laser Printer Supplies - 04062	-	-	-	-	-	-	-	-	-	-	-	-	-	-	-	-	-
Processing Supplies - 04066	-	-	-	-	-	-	-	-	-	-	-	-	-	-	-	-	-
Parts - 04306	-	-	-	-	-	-	-	-	-	-	-	-	-	-	-	-	-
Refurbished Meters - 04595	-	-	-	-	-	-	-	-	-	-	-	-	-	-	-	-	-
Compressor Repairs/Maint - 04799	-	-	-	-	-	-	-	-	-	-	-	-	-	-	-	-	-
Office Supplies - 05010	8,665	8,369	11,011	10,259	10,014	11,917	8,678	8,844	11,078	8,661	9,350	11,301	118,149	2,821	2,821	3,571	2,821
Use 05010 Copier - 05211	-	-	-	-	-	-	-	-	-	-	-	-	-	-	-	-	-
Use 05010 Office Machines - 05240	-	-	-	-	-	-	-	-	-	-	-	-	-	-	-	-	-
Supplies & Expense - 07591	-	-	-	-	-	-	-	-	-	-	-	-	-	-	-	-	-
Materials & Supplies	79,571	85,031	88,378	83,543	84,970	91,111	86,913	82,203	95,625	84,367	83,827	86,196	1,031,735	4,605	4,605	5,355	4,605
Emergency Data Center - 04061	-	-	-	-	-	-	-	-	-	-	-	-	-	-	-	-	-
Magnetic Tape - 04063	-	-	-	-	-	-	-	-	-	-	-	-	-	-	-	-	-
Use 05010 Microfiche - 04064	-	-	-	-	-	-	-	-	-	-	-	-	-	-	-	-	-
Offsite Storage - 04065	11	8	8	8	8	8	8	8	8	8	8	8	99	340	259	259	259
Software Maintenance - 04201	1,587	1,587	1,587	1,587	1,587	1,587	1,587	1,587	1,587	1,587	1,587	1,587	19,040	15,005	15,005	15,005	15,005
Use 04201 Software Maintenance - 04202	-	-	-	-	-	-	-	-	-	-	-	-	-	-	-	-	-
Use 04201 Subscription Software - 04204	-	-	-	-	-	-	-	-	-	-	-	-	-	-	-	-	-
Use 04201 IT Equipment Lease - 04211	-	-	-	-	-	-	-	-	-	-	-	-	-	-	-	-	-
IT Equipment - 04212	423	423	423	423	423	423	423	423	423	423	423	423	5,080	2,158	2,158	2,283	2,158
Information Technologies	2,021	2,018	2,018	2,018	2,018	2,018	2,018	2,018	2,018	2,018	2,018	2,018	24,219	17,503	17,422	17,547	17,422
Monthly Lines and service - 05310	1,800	1,800	1,800	1,800	1,800	1,800	1,800	1,800	1,800	1,800	1,800	1,800	21,600	1,450	1,450	1,450	1,450
Use 05312 Long Distance-Telco - 05311	-	-	-	-	-	-	-	-	-	-	-	-	-	-	-	-	-
Long Distance - 05312	-	-	-	-	-	-	-	-	-	-	-	-	-	-	-	-	-
Use 05312 Long Distance-Credit Card - 05313	-	-	-	-	-	-	-	-	-	-	-	-	-	-	-	-	-
Toll Free Long Distance - 05314	60	60	60	60	60	60	60	60	60	60	60	60	720	5,768	7,880	9,200	9,200

Use 05316 Telephone Lease - 05315	-	-	-	-	-	-	-	-	-	-	-	-	-	-	-	-	-
Telecom Maintenance & Repair - 05316	45	45	45	45	45	45	45	45	45	45	45	45	540	36	36	36	36
Telephone Directory - 05317	-	-	-	-	-	-	-	-	-	-	-	-	-	7,167	7,167	7,167	7,167
Use 05310 Answering Service - 05318	-	-	-	-	-	-	-	-	-	-	-	-	-	-	-	-	-
Use 05310 ASCAP Licenses - 05319	-	-	-	-	-	-	-	-	-	-	-	-	-	-	-	-	-
Use 05316 Telco Supplies - 05320	-	-	-	-	-	-	-	-	-	-	-	-	-	-	-	-	-
Use 05323 SCADA Lines and Usage - 05321	-	-	-	-	-	-	-	-	-	-	-	-	-	-	-	-	-
Use 05323 SCADA Usage - 05322	-	-	-	-	-	-	-	-	-	-	-	-	-	-	-	-	-
Measurement & Meter Reading - 05323	128	128	128	128	128	128	128	128	128	128	128	128	1,538	3,187	3,186	3,186	3,186
Use 05323 Meter Reading Usage - 05324	-	-	-	-	-	-	-	-	-	-	-	-	-	-	-	-	-
Use 05323 Meter Reading-ERT Licenses - 05325	-	-	-	-	-	-	-	-	-	-	-	-	-	-	-	-	-
Use 05323 EFM-Lines, Usage & License - 05326	-	-	-	-	-	-	-	-	-	-	-	-	-	-	-	-	-
Use 05323 EFM-Usage - 05327	-	-	-	-	-	-	-	-	-	-	-	-	-	-	-	-	-
WAN/LAN/Internet Service - 05331	5,796	5,796	5,796	5,796	5,796	5,796	5,796	5,796	5,796	5,796	5,796	5,796	69,552	4,669	4,669	4,669	4,669
Use 05331 Internet Service - 05332	-	-	-	-	-	-	-	-	-	-	-	-	-	-	-	-	-
Use 05331 Dedicated Data Lines - Frame Relay - 05333	-	-	-	-	-	-	-	-	-	-	-	-	-	-	-	-	-
Use 05331 Dialup Data Usage - 05334	-	-	-	-	-	-	-	-	-	-	-	-	-	-	-	-	-
Use 05364 Pager - 05342	-	-	-	-	-	-	-	-	-	-	-	-	-	-	-	-	-
Use 05364 Pager Maintenance - 05343	-	-	-	-	-	-	-	-	-	-	-	-	-	-	-	-	-
AMI Tower Rent - 05351	-	-	-	1,200	-	-	-	-	-	-	-	-	1,200	-	-	-	-
AMI Tower Fees - 05352	-	-	-	-	-	-	-	-	-	-	-	-	-	-	-	-	-
Use 05364 Cellular Lines Admin - 05361	-	-	-	-	-	-	-	-	-	-	-	-	-	-	-	-	-
Use 05364 Cellular Lines-MDT - 05362	-	-	-	-	-	-	-	-	-	-	-	-	-	-	-	-	-
Use 05364 Cellular Lines-Service - 05363	-	-	-	-	-	-	-	-	-	-	-	-	-	-	-	-	-
Cellular, radio, pager charges - 05364	8,808	8,808	8,808	8,808	8,808	8,963	8,808	8,808	8,809	8,809	8,809	8,964	106,010	7,422	7,422	7,422	7,422
Use 05364 CDPD Cellular - 05365	-	-	-	-	-	-	-	-	-	-	-	-	-	-	-	-	-
Use 05364 Cellular - Service - 05366	-	-	-	-	-	-	-	-	-	-	-	-	-	-	-	-	-
Use 05364 Cellular LD - Admin - 05367	-	-	-	-	-	-	-	-	-	-	-	-	-	-	-	-	-
Use 05364 Cellular LD - MDT - 05368	-	-	-	-	-	-	-	-	-	-	-	-	-	-	-	-	-
Use 05364 Cellular LD - Service - 05369	-	-	-	-	-	-	-	-	-	-	-	-	-	-	-	-	-
Use 05364 Cell Equip Maint Admin - 05370	-	-	-	-	-	-	-	-	-	-	-	-	-	-	-	-	-
Use 05364 Cellular-Maint-MDT - 05371	-	-	-	-	-	-	-	-	-	-	-	-	-	-	-	-	-
Use 05364 Cellular-Maint-Service - 05372	-	-	-	-	-	-	-	-	-	-	-	-	-	-	-	-	-
Use 05364 Cell svc-field technicians - 05373	-	-	-	-	-	-	-	-	-	-	-	-	-	-	-	-	-
Use 05364 Cell svc-field tech supervisors - 05374	-	-	-	-	-	-	-	-	-	-	-	-	-	-	-	-	-
Use 05364 Cell service-all others - 05375	-	-	-	-	-	-	-	-	-	-	-	-	-	-	-	-	-
Cell service for data uses - 05376	4,738	4,738	4,738	4,738	4,738	4,738	4,738	4,738	4,738	4,738	4,738	4,738	56,860	9,875	9,875	9,875	9,875
Cell phone equipment and accessories - 05377	917	917	917	1,017	915	1,915	915	1,015	913	913	913	2,013	13,280	676	676	801	676
Video Conference - 05380	-	-	-	-	-	-	-	-	-	-	-	-	-	-	-	-	-
Use 05380 Video Usage - 05381	-	-	-	-	-	-	-	-	-	-	-	-	-	-	-	-	-
Audio Conference - 05390	-	-	-	-	-	-	-	-	-	-	-	-	-	-	-	-	-
Capitalized Telecom Costs - 05399	(12,875)	(12,918)	(12,978)	(12,994)	(12,936)	(14,003)	(12,896)	(12,920)	(12,904)	(12,895)	(12,861)	(14,022)	(157,200)	(11,728)	(11,727)	(11,632)	(11,728)
Telephone & Pagers - 09114	-	-	-	-	-	-	-	-	-	-	-	-	-	-	-	-	-
Telecom	9,418	9,375	9,314	10,599	9,355	9,443	9,394	9,471	9,386	9,395	9,429	9,523	114,100	28,521	30,635	32,174	31,953
Safety, Newspaper - 04001	-	-	-	-	-	-	-	-	-	-	-	-	-	-	-	-	-
Required By Law, Safety - 04002	-	-	-	-	-	-	-	-	-	-	-	-	-	66,158	66,158	66,158	66,158
Service Interrupt, Newsppr - 04003	-	-	-	-	-	-	-	-	-	-	-	-	-	-	-	-	-
Promo Other, Newspaper - 04004	-	-	-	-	-	-	-	-	-	-	-	-	-	-	-	-	-
Promo Other, Magazine - 04005	-	-	-	-	-	-	-	-	-	-	-	-	-	-	-	-	-
Promo Other,School - 04006	-	-	-	-	-	-	-	-	-	-	-	-	-	-	-	-	-
Promo Other,Other Pub - 04007	-	-	-	-	-	-	-	-	-	-	-	-	-	-	-	-	-
Promo Other,Outdoor Adver - 04008	-	-	-	-	-	-	-	-	-	-	-	-	-	-	-	-	-
Promo Other,Exhibits - 04009	-	-	-	-	-	-	-	-	-	-	-	-	-	-	-	-	-
Promo Other,Radio - 04010	-	-	-	-	-	-	-	-	-	-	-	-	-	-	-	-	-
Promo Other,Bill Stuffer - 04011	-	-	-	-	-	-	-	-	-	-	-	-	-	-	-	-	-
Conservation,Bill Stuffer - 04012	-	-	-	-	-	-	-	-	-	-	-	-	-	-	-	-	-
Safety,Bill Stuffer - 04013	-	-	-	-	-	-	-	-	-	-	-	-	-	-	-	-	-
Reqd By Law,Bill Stuffer - 04014	-	-	-	-	-	-	-	-	-	-	-	-	-	-	-	-	-
Promo Other,Bill Stuffer - 04015	-	-	-	-	-	-	-	-	-	-	-	-	-	-	-	-	-
Promo Other,Public Rel - 04016	-	-	-	-	-	-	-	-	-	-	-	-	-	-	-	-	-
Promo Sales, Consumer Rel - 04017	-	-	-	-	-	-	-	-	-	-	-	-	-	-	-	-	-
Safety - 04018	292	292	292	292	292	292	292	292	291	291	291	291	3,500	417	417	417	417
Reqd By Law, Misc - 04019	-	-	-	-	-	-	-	-	-	-	-	-	-	-	-	-	-
Service Interrupt, Misc - 04020	-	-	-	-	-	-	-	-	-	-	-	-	-	-	-	-	-
Promo Other, Misc - 04021	83	83	83	83	83	83	83	83	83	83	83	83	1,000	275	275	275	275
Promo Sales, Misc - 04022	94	94	94	94	94	94	94	94	94	94	94	94	1,125	10	10	10	10
GCA Public Notice Publication - 04023	-	-	-	-	-	-	-	-	-	-	-	-	-	-	-	-	-
New Deal Marketing Incentive - 04029	-	-	-	-	-	-	-	-	-	-	-	-	-	-	-	-	-
Energy Efficiency - Residential - 04030	-	-	-	-	-	-	-	-	-	-	-	-	-	-	-	-	-
En Eff Multi Family - 04031	-	-	-	-	-	-	-	-	-	-	-	-	-	-	-	-	-
Builder's Conference - 04032	-	-	-	-	-	-	-	-	-	-	-	-	-	-	-	-	-
On The Mains - 04033	-	-	-	-	-	-	-	-	-	-	-	-	-	-	-	-	-
On The Mains Supplement - 04034	-	-	-	-	-	-	-	-	-	-	-	-	-	-	-	-	-
En Eff Equipment Program - 04035	-	-	-	-	-	-	-	-	-	-	-	-	-	-	-	-	-
En Eff Utilization-Comm - 04036	-	-	-	-	-	-	-	-	-	-	-	-	-	-	-	-	-
En Eff Comm & Inst Food P - 04037	-	-	-	-	-	-	-	-	-	-	-	-	-	-	-	-	-

Natural Gas Vehicle Demo - 04038	-	-	-	-	-	-	-	-	-	-	-	-	-	-	-	-	-
Community Rel&Trade Shows - 04039	-	-	-	-	-	-	-	-	-	-	-	-	-	-	-	-	-
Community Rel&Trade Shows - 04040	2,588	2,588	2,588	1,088	587	587	587	1,087	9,588	588	588	1,088	23,550	6,789	6,789	9,289	6,789
Gas Light Relight Program - 04041	-	-	-	-	-	-	-	-	-	-	-	-	-	-	-	-	-
Gas Light Sales Program - 04042	-	-	-	-	-	-	-	-	-	-	-	-	-	-	-	-	-
Employee Participation - 04043	-	-	-	-	-	-	-	-	-	-	-	-	-	-	-	-	-
Advertising - 04044	4,313	4,313	4,313	4,313	4,313	4,313	4,313	4,313	4,313	4,313	4,313	4,313	51,750	2,416	2,416	2,916	2,416
High Eff Heat Pump Test - 04045	-	-	-	-	-	-	-	-	-	-	-	-	-	-	-	-	-
Customer Relations & Assist - 04046	2,683	2,683	2,683	2,683	2,683	2,683	2,683	2,683	2,683	2,683	2,683	2,683	32,200	1,973	1,973	1,973	1,973
So. Conf. Of Architects - 04047	-	-	-	-	-	-	-	-	-	-	-	-	-	-	-	-	-
Support Materials - 04048	-	-	-	-	-	-	-	-	-	-	-	-	-	-	-	-	-
En Eff New Constr-Commer - 04049	-	-	-	-	-	-	-	-	-	-	-	-	-	-	-	-	-
En Eff Gas Log Program - 04080	-	-	-	-	-	-	-	-	-	-	-	-	-	-	-	-	-
New Cust Area Development - 04081	-	-	-	-	-	-	-	-	-	-	-	-	-	-	-	-	-
Water Heater Conv-Residen - 04082	-	-	-	-	-	-	-	-	-	-	-	-	-	-	-	-	-
Marketing Program - 04083	-	-	-	-	-	-	-	-	-	-	-	-	-	-	-	-	-
Tech, Eff & Educ In Irrig - 04085	-	-	-	-	-	-	-	-	-	-	-	-	-	-	-	-	-
En Eff, Envir & New Tech - 04086	-	-	-	-	-	-	-	-	-	-	-	-	-	-	-	-	-
En Eff Equip Cost Equaliz - 04087	-	-	-	-	-	-	-	-	-	-	-	-	-	-	-	-	-
Industrial Development - 04088	-	-	-	-	-	-	-	-	-	-	-	-	-	-	-	-	-
Industrial Development - 04090	-	-	-	-	-	-	-	-	-	-	-	-	-	-	-	-	-
Customer Relation & Info Exch - 04091	-	-	-	-	-	-	-	-	-	-	-	-	-	-	-	-	-
Customer Rel & Info Exchange - 04092	-	-	-	-	-	-	-	-	-	-	-	-	-	-	-	-	-
Competitive Edge Program - 04093	-	-	-	-	-	-	-	-	-	-	-	-	-	-	-	-	-
Marketing	10,053	10,053	10,053	8,553	8,052	8,052	8,052	8,552	17,052	8,052	8,052	8,552	113,125	78,039	78,039	81,039	78,039
Director's Fees - 04111	-	-	-	-	-	-	-	-	-	-	-	-	-	-	-	-	-
Board Meeting Expenses - 04112	-	-	-	-	-	-	-	-	-	-	-	-	-	-	-	-	-
Directors Retirement Expenses - 04113	-	-	-	-	-	-	-	-	-	-	-	-	-	-	-	-	-
Newswire/Blast Fax/Mail List - 04120	-	-	-	-	-	-	-	-	-	-	-	-	-	-	-	-	-
Inv Relations/Bnkg Inst - 04121	-	-	-	-	-	-	-	-	-	-	-	-	-	-	-	-	-
Annual Report Design, Printing & Dist. - 04122	-	-	-	-	-	-	-	-	-	-	-	-	-	-	-	-	-
Stockholders Mtg Adv Notice - 04123	-	-	-	-	-	-	-	-	-	-	-	-	-	-	-	-	-
Fin Notice & Qtrly Rpt - 04124	-	-	-	-	-	-	-	-	-	-	-	-	-	-	-	-	-
Proxy Solicitation Exp - 04125	-	-	-	-	-	-	-	-	-	-	-	-	-	-	-	-	-
Transfer Agent Administration - 04126	-	-	-	-	-	-	-	-	-	-	-	-	-	-	-	-	-
Tr & Reg of Bonds/Debt Fee - 04127	-	-	-	-	-	-	-	-	-	-	-	-	-	-	-	-	-
Transfer Agent DSPP - 04128	-	-	-	-	-	-	-	-	-	-	-	-	-	-	-	-	-
NYSE Fees & Exps - 04129	-	-	-	-	-	-	-	-	-	-	-	-	-	-	-	-	-
Bank Service Charge - 04130	-	-	-	-	-	-	-	-	-	-	-	-	-	-	-	-	-
Use 07590 Cost Of Resrch & Expermnt - 04133	-	-	-	-	-	-	-	-	-	-	-	-	-	-	-	-	-
Audio Visual Expense - 04134	-	-	-	-	-	-	-	-	-	-	-	-	-	-	-	-	-
Reimbursement of Fraud Payments - 04135	-	-	-	-	-	-	-	-	-	-	-	-	-	-	-	-	-
Analyst Activities - 04140	-	-	-	-	-	-	-	-	-	-	-	-	-	-	-	-	-
Web Site - 04141	-	-	-	-	-	-	-	-	-	-	-	-	-	-	-	-	-
Use 05415 Memberships/Train/Ref - 04142	-	-	-	-	-	-	-	-	-	-	-	-	-	-	-	-	-
NAIC - 04143	-	-	-	-	-	-	-	-	-	-	-	-	-	-	-	-	-
Use 04140 Analyst Conferences - 04144	-	-	-	-	-	-	-	-	-	-	-	-	-	-	-	-	-
Printing/Slides/Graphics - 04145	-	-	-	-	-	-	-	-	-	-	-	-	-	-	-	-	-
Public Relations - 04146	-	-	-	-	-	-	-	-	-	-	-	-	-	-	-	-	-
Use 04146 PR Firm - 04147	-	-	-	-	-	-	-	-	-	-	-	-	-	-	-	-	-
Line of Credit Fees - 04797	-	-	-	-	-	-	-	-	-	-	-	-	-	-	-	-	-
Directors & Shareholders &PR	-	-	-	-	-	-	-	-	-	-	-	-	-	-	-	-	-
Membership Fees - 05415	330	328	552	330	328	2,752	328	331	552	328	328	2,769	9,256	70	47	49	420
Club Dues - Nondeductible - 05416	-	-	-	-	-	-	-	-	-	-	-	-	-	-	-	200	-
Club Dues - Deductible - 05417	5	5	221	5	5	71	5	5	71	5	5	71	474	10,000	0	2	0
Association Dues - 07510	10,250	6,320	3,405	16,400	12,800	12,234	1,550	10,300	3,146	18,950	300	14,150	109,805	20,598	10,598	10,598	10,307
Use 07510 American Gas Assoc-Dues - 07511	-	-	-	-	-	-	-	-	-	-	-	-	-	-	-	-	-
Use 07510 Institute Of Gas Techn - 07512	-	-	-	-	-	-	-	-	-	-	-	-	-	-	-	-	-
Use 07510 Southern Gas Assoc-Dues - 07513	-	-	-	-	-	-	-	-	-	-	-	-	-	-	-	-	-
Use 07510 Bbb Of America - 07514	-	-	-	-	-	-	-	-	-	-	-	-	-	-	-	-	-
Use 07510 Chamber Of Commerce-Dues - 07515	-	-	-	-	-	-	-	-	-	-	-	-	-	-	-	-	-
Use 07510 Chamber Of Commerce-Misc - 07516	-	-	-	-	-	-	-	-	-	-	-	-	-	-	-	-	-
Use 07510 Texas Gas Assoc.-Dues - 07517	-	-	-	-	-	-	-	-	-	-	-	-	-	-	-	-	-
Use 07510 Gas Research Institute - 07518	-	-	-	-	-	-	-	-	-	-	-	-	-	-	-	-	-
Use 05415 Misc Dues-System - 07519	-	-	-	-	-	-	-	-	-	-	-	-	-	-	-	-	-
Donations - 07520	-	-	-	-	-	-	-	-	-	-	-	-	-	-	-	-	-
Oceana Heights - 07595	-	-	-	-	-	-	-	-	-	-	-	-	-	-	-	-	-
Use 30736 Fireman & Police Act'Tys - 30722	-	-	-	-	-	-	-	-	-	-	-	-	-	-	-	-	-
Use 30736 Civic Clubs - 30733	-	-	-	-	-	-	-	-	-	-	-	-	-	-	-	-	-
Dues & Membership Fees	10,585	6,653	4,178	16,735	13,133	15,057	1,883	10,636	3,769	19,283	633	16,990	119,535	30,668	10,645	10,849	10,727
Gas Bill Forms - 04053	-	-	-	-	-	-	-	-	-	-	-	-	-	-	-	-	-
Postage - Inserter - 04054	-	-	-	-	-	-	-	-	-	-	-	-	-	-	-	-	-
Use 05010 Computer Forms - 04060	-	-	-	-	-	-	-	-	-	-	-	-	-	-	-	-	-
Use 05010 Informational Reports - 04901	-	-	-	-	-	-	-	-	-	-	-	-	-	-	-	-	-
Postage/Delivery Services - 05111	1,055	1,207	1,893	1,106	1,249	1,748	1,056	1,174	1,715	1,118	1,389	1,685	16,394	668	668	668	668
Armored Car Service - 05112	-	-	-	-	-	-	-	-	-	-	-	-	-	-	-	-	-

Use 05010 Copier Maintenance - 05212	-	-	-	-	-	-	-	-	-	-	-	-	-	-	-	-	-
Use 05010 Copier Supplies - 05213	-	-	-	-	-	-	-	-	-	-	-	-	-	-	-	-	-
842 Copier Lease Expense - 05215	1,375	1,375	1,375	1,375	1,375	1,375	1,375	1,375	1,375	1,375	1,375	1,375	16,500	250	250	250	250
Use 05111 Postage Machine Meters - 05221	-	-	-	-	-	-	-	-	-	-	-	-	-	-	-	-	-
Use 05010 Fax Machine - 05251	-	-	-	-	-	-	-	-	-	-	-	-	-	-	-	-	-
Use 05010 Fax Machine Maintenance - 05252	-	-	-	-	-	-	-	-	-	-	-	-	-	-	-	-	-
Use 05010 Fax Machine Supplies - 05253	-	-	-	-	-	-	-	-	-	-	-	-	-	-	-	-	-
Print & Postages	2,430	2,582	3,268	2,481	2,624	3,123	2,431	2,549	3,090	2,493	2,764	3,060	32,894	918	918	918	918
Misc - Nondeductible - 05410	-	-	-	-	-	-	-	-	-	-	-	-	-	-	-	-	-
Meals and Entertainment - 05411	11,114	11,114	11,114	11,114	11,117	11,117	11,117	11,117	11,118	11,118	11,118	11,121	133,395	9,345	9,598	9,221	13,288
Spousal & Dependent Travel - 05412	-	-	-	-	-	-	-	480	-	-	-	-	480	125	125	125	125
Transportation - 05413	11,545	11,545	11,545	11,545	11,545	11,545	11,545	11,545	11,545	11,545	11,545	11,536	138,528	10,034	11,631	10,585	9,397
Lodging - 05414	7,720	7,720	7,720	8,299	9,034	9,383	10,946	10,800	9,681	9,732	11,120	13,521	115,674	10,794	10,236	9,901	14,757
Misc Employee Expense - 05419	-	-	-	-	-	-	-	-	-	-	-	-	-	12,183	9,083	9,183	9,083
Travel & Entertainment	30,378	30,378	30,378	30,957	31,696	32,044	33,607	33,941	32,343	32,394	33,782	36,178	388,077	42,482	40,673	39,016	46,650
Employee Development - 05420	306	306	306	330	306	1,056	402	306	306	354	306	5,056	9,342	763	763	2,138	3,139
Training - 05421	7,348	2,298	2,298	2,298	2,298	2,298	2,298	2,298	2,298	2,298	2,298	2,298	32,620	1,508	1,508	30,883	1,508
Operator Qualifications Training - 05422	-	-	-	-	-	-	-	-	-	-	-	-	-	-	-	-	-
Use 05421 Video Courses - 05423	-	-	-	-	-	-	-	-	-	-	-	-	-	-	-	-	-
Books & Manuals - 05424	-	-	-	-	-	-	-	-	-	-	-	-	-	-	-	-	-
Regulatory Compliance Training - 05425	-	-	-	-	-	-	-	-	-	-	-	-	-	3,333	3,333	3,333	3,333
Safety Training - 05426	-	-	-	-	-	-	-	-	-	-	-	-	-	1,810	1,810	1,810	1,810
Technical (Job Skills) Training - 05427	208	208	208	208	208	208	208	208	208	208	208	208	2,496	358	358	358	358
Computer Skills & Systems Training - 05428	-	-	-	-	-	-	-	-	-	-	-	-	-	-	-	-	-
Work Environment Training - 05429	1,312	208	208	208	208	3,808	1,312	208	208	208	1,208	2,808	11,908	200	200	200	200
Training	9,174	3,020	3,020	3,044	3,020	7,370	4,220	3,020	3,020	3,068	4,020	10,370	56,366	7,973	7,973	38,723	10,349
Dehydration Fees - 04594	-	-	-	-	-	-	-	-	-	-	-	-	-	-	-	-	-
Construction Project Cost - 04769	-	-	-	-	-	-	-	-	-	-	-	-	-	-	-	-	-
Settlement - 05418	-	-	-	-	-	-	-	-	-	-	-	-	-	-	-	-	-
Gas Supplies Services - 05430	-	-	-	-	-	-	-	-	-	-	-	-	-	-	-	-	-
Contract Labor - 06111	206,802	285,802	353,269	191,802	206,802	211,427	247,802	277,302	318,427	288,942	361,342	253,467	3,203,185	91,807	91,784	171,534	91,807
Collection Fees - 06112	-	-	-	-	-	-	-	-	-	-	-	-	-	-	-	-	-
Payment Services - 06113	-	-	-	-	-	-	-	-	-	-	-	-	-	105,241	107,616	107,616	107,141
Use 06112 Customer Mail Payment Fee - 06114	-	-	-	-	-	-	-	-	-	-	-	-	-	-	-	-	-
Use 06111 Consulting - 06115	-	-	-	-	-	-	-	-	-	-	-	-	-	-	-	-	-
Bill Print Fees - 06116	-	-	-	-	-	-	-	-	-	-	-	-	-	126,673	133,005	129,498	144,976
Use 06111 Equifax Services - 06117	-	-	-	-	-	-	-	-	-	-	-	-	-	-	-	-	-
Legal - 06121	-	-	-	-	-	-	-	-	-	-	-	-	-	65,226	65,226	65,226	65,226
Use 06112 Collection Agency Services ENG - 06122	-	-	-	-	-	-	-	-	-	-	-	-	-	-	-	-	-
Use 06112 Collection Agency Services TRA - 06123	-	-	-	-	-	-	-	-	-	-	-	-	-	-	-	-	-
Use 06112 Collection Agency Services UCG - 06124	-	-	-	-	-	-	-	-	-	-	-	-	-	-	-	-	-
Use 06112 Collection Agency Services KY - 06125	-	-	-	-	-	-	-	-	-	-	-	-	-	-	-	-	-
Use 06112 Collection Agency Services COKS - 06126	-	-	-	-	-	-	-	-	-	-	-	-	-	-	-	-	-
Use 06111 Accounting/Auditing - 06131	-	-	-	-	-	-	-	-	-	-	-	-	-	-	-	-	-
Use 06111 Employment Fees - 06141	-	-	-	-	-	-	-	-	-	-	-	-	-	-	-	-	-
Use 06111 Dot/Pre-Employment Screen - 06151	-	-	-	-	-	-	-	-	-	-	-	-	-	-	-	-	-
Use 06111 Other Professional Fees - 06199	-	-	-	-	-	-	-	-	-	-	-	-	-	-	-	-	-
Outside Services	206,802	285,802	353,269	191,802	206,802	211,427	247,802	277,302	318,427	288,942	361,342	253,467	3,203,185	388,947	397,632	473,875	409,150
Cust Uncol Acct-Write Off - 09927	100,296	137,716	172,488	201,332	167,579	148,876	108,786	93,185	105,104	116,090	109,005	112,367	1,572,826	-	-	-	-
Misc Uncol Acct-Write Off - 09929	-	-	-	-	-	-	-	-	-	-	-	-	-	-	-	-	-
Provision for Bad Debt	100,296	137,716	172,488	201,332	167,579	148,876	108,786	93,185	105,104	116,090	109,005	112,367	1,572,826	-	-	-	-
Efficiency program in MO - 04094	-	-	-	-	-	-	-	-	-	-	-	-	-	-	-	-	-
Service Area Development - 04132	-	-	-	-	-	-	-	-	-	-	-	-	-	-	-	-	-
Use 03004 Miscellaneous - 04441	-	-	-	-	-	-	-	-	-	-	-	-	-	-	-	-	-
Gas Purchases - 04751	-	-	-	-	-	-	-	-	-	-	-	-	-	-	-	-	-
Transportation-Irr-Act - 04752	-	-	-	-	-	-	-	-	-	-	-	-	-	-	-	-	-
Purchase Gas-Ind-Actual - 04755	-	-	-	-	-	-	-	-	-	-	-	-	-	-	-	-	-
LIG P/L Storage - 04758	-	-	-	-	-	-	-	-	-	-	-	-	-	-	-	-	-
Gas Purchase-Saturn - 04759	-	-	-	-	-	-	-	-	-	-	-	-	-	-	-	-	-
Demand Charges-Transportation - 04771	-	-	-	-	-	-	-	-	-	-	-	-	-	-	-	-	-
Other Gas Costs - 04780	-	-	-	-	-	-	-	-	-	-	-	-	-	-	-	-	-
Customer Installation COS - 04781	-	-	-	-	-	-	-	-	-	-	-	-	-	-	-	-	-
Bolivar-Hickory Valley Substation - 04782	-	-	-	-	-	-	-	-	-	-	-	-	-	-	-	-	-
Gas Cost Estimate - 04790	-	-	-	-	-	-	-	-	-	-	-	-	-	-	-	-	-
Storage Lease - 04798	-	-	-	-	-	-	-	-	-	-	-	-	-	-	-	-	-
PGA Recoverable Company Used Gas - 04802	-	-	-	-	-	-	-	-	-	-	-	-	-	-	-	-	-
Gas Transport Cost - Local Distribution Companies - 04810	-	-	-	-	-	-	-	-	-	-	-	-	-	-	-	-	-
Unbilled PGA-Comm - 04820	-	-	-	-	-	-	-	-	-	-	-	-	-	-	-	-	-
Other Gas Supply Exp O&M - 04824	-	-	-	-	-	-	-	-	-	-	-	-	-	-	-	-	-
Trans/Comp Exp O&M-Atmos P/L Tx - 04825	-	-	-	-	-	-	-	-	-	-	-	-	-	-	-	-	-
A&G Overhead - 04861	-	-	-	-	-	-	-	-	-	-	-	-	-	-	-	-	-
A&G Overhead Clearing - 04863	-	-	-	-	-	-	-	-	-	-	-	-	-	-	-	-	-
Transfer G/L A/C 106 - 04870	-	-	-	-	-	-	-	-	-	-	-	-	-	-	-	-	-
WIP Closing Expensed - 04872	-	-	-	-	-	-	-	-	-	-	-	-	-	-	-	-	-
WIP Salvage - 04881	-	-	-	-	-	-	-	-	-	-	-	-	-	-	-	-	-
WIP Removal Cost - 04882	-	-	-	-	-	-	-	-	-	-	-	-	-	-	-	-	-

Land Rights - 04889	-	-	-	-	-	-	-	-	-	-	-	-	-	-	-	-	-
WIP Expansion Account - 04890	-	-	-	-	-	-	-	-	-	-	-	-	-	-	-	-	-
Dept Specific-Other - 04910	-	-	-	-	-	-	-	-	-	-	-	-	-	-	-	-	-
Supervision - 05611	-	-	-	-	-	-	-	-	-	-	-	-	-	-	-	-	-
PACER Services - 06118	-	-	-	-	-	-	-	-	-	-	-	-	-	-	-	-	-
Labor - Denver City Tax - 07215	-	-	-	-	-	-	-	-	-	-	-	-	-	-	-	-	-
Misc General Expense - 07590	21,029	21,029	21,029	21,029	21,028	21,278	21,028	21,028	21,008	21,008	21,008	21,258	252,754	5,375	1,375	1,475	1,375
Vendor Comp Sales Tax - 07592	-	-	-	-	-	-	-	-	-	-	-	-	-	-	-	-	-
Receipt O/H Dr/Cr - 09172	-	-	-	-	-	-	-	-	-	-	-	-	-	-	-	-	-
W/H Adjmnt - Dr/Cr - 09173	-	-	-	-	-	-	-	-	-	-	-	-	-	-	-	-	-
W/H Obsolete Mrch Adj - 09175	-	-	-	-	-	-	-	-	-	-	-	-	-	-	-	-	-
Allocations In - Common - 09191	-	-	-	-	-	-	-	-	-	-	-	-	-	-	-	-	-
Use only for HR exp default ***Formerly:UCG Beg Bal**- 09195	-	-	-	-	-	-	-	-	-	-	-	-	-	-	-	-	-
Gross Credits - Cap - 09211	-	-	-	-	-	-	-	-	-	-	-	-	-	-	-	-	-
Credits-Office Equipment - 09212	-	-	-	-	-	-	-	-	-	-	-	-	-	-	-	-	-
Credits - O&M's - 09213	-	-	-	-	-	-	-	-	-	-	-	-	-	-	-	-	-
Egasco - 09330	-	-	-	-	-	-	-	-	-	-	-	-	-	-	-	-	-
Enermart - 09331	-	-	-	-	-	-	-	-	-	-	-	-	-	-	-	-	-
Tlig - 09332	-	-	-	-	-	-	-	-	-	-	-	-	-	-	-	-	-
Wkgr - 09333	-	-	-	-	-	-	-	-	-	-	-	-	-	-	-	-	-
Misc Dues-System - 09334	-	-	-	-	-	-	-	-	-	-	-	-	-	-	-	-	-
Greeley Gas Prorate - 09342	-	-	-	-	-	-	-	-	-	-	-	-	-	-	-	-	-
A & G Maint Expenses - 09343	-	-	-	-	-	-	-	-	-	-	-	-	-	-	-	-	-
Depr & Taxes Other Expense - 09344	-	-	-	-	-	-	-	-	-	-	-	-	-	-	-	-	-
Taxes Other Than Inc Tax - 09345	-	-	-	-	-	-	-	-	-	-	-	-	-	-	-	-	-
Depr Exp-Corp Allocations - 09349	-	-	-	-	-	-	-	-	-	-	-	-	-	-	-	-	-
Egasco - 09350	-	-	-	-	-	-	-	-	-	-	-	-	-	-	-	-	-
Enermart - 09351	-	-	-	-	-	-	-	-	-	-	-	-	-	-	-	-	-
TLIG - 09352	-	-	-	-	-	-	-	-	-	-	-	-	-	-	-	-	-
UCG & Subsidiaries - 09354	-	-	-	-	-	-	-	-	-	-	-	-	-	-	-	-	-
ENCO - 09355	-	-	-	-	-	-	-	-	-	-	-	-	-	-	-	-	-
UPGA - 09356	-	-	-	-	-	-	-	-	-	-	-	-	-	-	-	-	-
UPTN - 09357	-	-	-	-	-	-	-	-	-	-	-	-	-	-	-	-	-
ENUS - 09358	-	-	-	-	-	-	-	-	-	-	-	-	-	-	-	-	-
WKGR - 09359	-	-	-	-	-	-	-	-	-	-	-	-	-	-	-	-	-
O&M Project Cost - 09410	-	-	-	-	-	-	-	-	-	-	-	-	-	-	-	-	-
Customer Installation Rev - 09910	-	-	-	-	-	-	-	-	-	-	-	-	-	-	-	-	-
Reimbursements - 09911	-	-	-	-	-	-	-	-	-	-	-	-	-	-	-	-	-
MVG O&M Deferral - 09912	-	-	-	-	-	-	-	-	-	-	-	-	-	-	-	-	-
Cost Of Yardlines - 30403	-	-	-	-	-	-	-	-	-	-	-	-	-	-	-	-	-
Miscellaneous	21,029	21,029	21,029	21,029	21,028	21,278	21,028	21,028	21,008	21,008	21,008	21,258	252,754	5,375	1,375	1,475	1,375
D3Total O&M Expenses Before Allocations	-	-	-	-	-	-	-	-	-	-	-	-	-	-	-	-	-
Total O&M Expenses Before Allocations	1,404,919	1,465,853	1,593,391	1,494,275	1,358,580	1,398,173	1,398,965	1,457,683	1,455,716	1,458,730	1,466,163	1,431,958	17,384,407	1,272,269	1,223,137	1,368,327	1,325,596
Admin & General Expenses - 09341	1,517,665	1,401,463	1,515,023	1,560,197	1,388,081	1,603,357	1,570,533	1,676,391	1,400,409	1,707,000	1,248,541	1,480,353	18,069,013	(3,076,556)	(2,840,995)	(3,071,199)	(3,162,775)
Billed to West Tex Div - 40001	-	-	-	-	-	-	-	-	-	-	-	-	-	-	-	-	-
Billed to CO/KS Div - 40002	-	-	-	-	-	-	-	-	-	-	-	-	-	-	-	-	-
Billed to LA Div - 40003	-	-	-	-	-	-	-	-	-	-	-	-	-	-	-	-	-
Billed to Mid St Div - 40004	-	-	-	-	-	-	-	-	-	-	-	-	-	-	-	-	-
Billed to KY Div - 40005	-	-	-	-	-	-	-	-	-	-	-	-	-	-	-	-	-
Billed to Propane - 40006	-	-	-	-	-	-	-	-	-	-	-	-	-	-	-	-	-
Billed to Nonutilities - 40007	-	-	-	-	-	-	-	-	-	-	-	-	-	-	-	-	-
Billed to Mid-Tex Div - 40008	-	-	-	-	-	-	-	-	-	-	-	-	-	-	-	-	-
Billed to MS Div - 40009	-	-	-	-	-	-	-	-	-	-	-	-	-	-	-	-	-
Billed to Atmos Pipeline Div - 40010	-	-	-	-	-	-	-	-	-	-	-	-	-	-	-	-	-
Billed to AELIG - 40011	-	-	-	-	-	-	-	-	-	-	-	-	-	-	-	-	-
Billed to WKGS - 40012	-	-	-	-	-	-	-	-	-	-	-	-	-	-	-	-	-
Billed to AEH - 40013	-	-	-	-	-	-	-	-	-	-	-	-	-	-	-	-	-
Billed to UCGS - 40014	-	-	-	-	-	-	-	-	-	-	-	-	-	-	-	-	-
Billed to TLGP - 40015	-	-	-	-	-	-	-	-	-	-	-	-	-	-	-	-	-
Billed to TLGS - 40016	-	-	-	-	-	-	-	-	-	-	-	-	-	-	-	-	-
Billed to AP&S - 40017	-	-	-	-	-	-	-	-	-	-	-	-	-	-	-	-	-
Billed from SSU - 40300	-	-	-	-	-	-	-	-	-	-	-	-	-	-	-	-	-
Billed from NRSS - 40301	-	-	-	-	-	-	-	-	-	-	-	-	-	-	-	-	-
NRSS Billed to AEM - 40401	-	-	-	-	-	-	-	-	-	-	-	-	-	-	-	-	-
NRSS Billed to ALI - 40402	-	-	-	-	-	-	-	-	-	-	-	-	-	-	-	-	-
NRSS Billed to UCGS - 40403	-	-	-	-	-	-	-	-	-	-	-	-	-	-	-	-	-
NRSS Billed to WKGS - 40404	-	-	-	-	-	-	-	-	-	-	-	-	-	-	-	-	-
NRSS Billed to AE&P - 40405	-	-	-	-	-	-	-	-	-	-	-	-	-	-	-	-	-
NRSS Billed to AESI - 40406	-	-	-	-	-	-	-	-	-	-	-	-	-	-	-	-	-
NRSS Billed to EES - 40407	-	-	-	-	-	-	-	-	-	-	-	-	-	-	-	-	-
NRSS Billed to EEST - 40408	-	-	-	-	-	-	-	-	-	-	-	-	-	-	-	-	-
NRSS Billed to TLIG - 40410	-	-	-	-	-	-	-	-	-	-	-	-	-	-	-	-	-
NRSS Billed to UCES - 40411	-	-	-	-	-	-	-	-	-	-	-	-	-	-	-	-	-
NRSS Billed to GES - 40412	-	-	-	-	-	-	-	-	-	-	-	-	-	-	-	-	-
NRSS Billed to TLES - 40413	-	-	-	-	-	-	-	-	-	-	-	-	-	-	-	-	-
NRSS Billed to WKES - 40414	-	-	-	-	-	-	-	-	-	-	-	-	-	-	-	-	-

Retail AESI Billed to Energy Services - 40415	-	-	-	-	-	-	-	-	-	-	-	-	-	-	-	-	-
NRSS Billed to ASI - 40416	-	-	-	-	-	-	-	-	-	-	-	-	-	-	-	-	-
SSU Billed to AEM - 40501	-	-	-	-	-	-	-	-	-	-	-	-	-	-	-	-	-
SSU Billed to ALI - 40502	-	-	-	-	-	-	-	-	-	-	-	-	-	-	-	-	-
SSU Billed to UCGS - 40503	-	-	-	-	-	-	-	-	-	-	-	-	-	-	-	-	-
SSU Billed to WKGS - 40504	-	-	-	-	-	-	-	-	-	-	-	-	-	-	-	-	-
SSU Billed to AE&P - 40505	-	-	-	-	-	-	-	-	-	-	-	-	-	-	-	-	-
SSU Billed to AESI - 40506	-	-	-	-	-	-	-	-	-	-	-	-	-	-	-	-	-
SSU Billed to EES - 40507	-	-	-	-	-	-	-	-	-	-	-	-	-	-	-	-	-
SSU Billed to EEST - 40508	-	-	-	-	-	-	-	-	-	-	-	-	-	-	-	-	-
SSU Billed to TLIG - 40510	-	-	-	-	-	-	-	-	-	-	-	-	-	-	-	-	-
SSU Billed to UCES - 40511	-	-	-	-	-	-	-	-	-	-	-	-	-	-	-	-	-
SSU Billed to GES - 40512	-	-	-	-	-	-	-	-	-	-	-	-	-	-	-	-	-
SSU Billed to TLES - 40513	-	-	-	-	-	-	-	-	-	-	-	-	-	-	-	-	-
SSU Billed to WKES - 40514	-	-	-	-	-	-	-	-	-	-	-	-	-	-	-	-	-
SSU Billed to ASI - 40516	-	-	-	-	-	-	-	-	-	-	-	-	-	-	-	-	-
Intercompany billing for AEH AEM and AES - 40517	-	-	-	-	-	-	-	-	-	-	-	-	-	-	-	-	-
Billed from Accounting & Tax - 41101	-	-	-	-	-	-	-	-	-	-	-	-	-	141,292	144,550	149,632	147,751
Billed from Customer Service Center - 41103	-	-	-	-	-	-	-	-	-	-	-	-	-	459,217	415,044	442,125	476,483
Billed from Revenue Management Center - 41104	-	-	-	-	-	-	-	-	-	-	-	-	-	-	-	-	-
Billed from Gas Supply - 41105	-	-	-	-	-	-	-	-	-	-	-	-	-	133,843	125,311	126,748	137,726
Billed from Govt Affairs - 41106	-	-	-	-	-	-	-	-	-	-	-	-	-	-	-	-	-
Billed from HR - 41107	-	-	-	-	-	-	-	-	-	-	-	-	-	136,633	130,680	136,114	142,222
Billed from HR Other - 41108	-	-	-	-	-	-	-	-	-	-	-	-	-	172,181	195,047	227,672	252,357
Billed from IT - 41109	-	-	-	-	-	-	-	-	-	-	-	-	-	613,989	594,363	599,945	613,262
Billed from Internal Audit - 41110	-	-	-	-	-	-	-	-	-	-	-	-	-	51,158	51,158	51,158	51,158
Billed from Pipeline Gas Control - 41111	-	-	-	-	-	-	-	-	-	-	-	-	-	-	-	-	-
Billed from Investor Relations - 41112	-	-	-	-	-	-	-	-	-	-	-	-	-	-	-	-	-
Billed from Legal & Gov't Affairs - 41113	-	-	-	-	-	-	-	-	-	-	-	-	-	162,759	95,562	85,413	162,224
Billed from Corp Secretary - 41114	-	-	-	-	-	-	-	-	-	-	-	-	-	-	-	-	-
Billed from Planning & Rates - 41115	-	-	-	-	-	-	-	-	-	-	-	-	-	58,378	61,472	64,698	58,110
Billed from Rates - 41116	-	-	-	-	-	-	-	-	-	-	-	-	-	-	-	-	-
Billed from Purchasing - 41117	-	-	-	-	-	-	-	-	-	-	-	-	-	-	-	-	-
Billed from Regulatory Affairs - 41118	-	-	-	-	-	-	-	-	-	-	-	-	-	-	-	-	-
Billed from Treasury and Investor Relations - 41119	-	-	-	-	-	-	-	-	-	-	-	-	-	41,771	36,334	31,485	31,927
Billed from Risk Mgmt - 41120	-	-	-	-	-	-	-	-	-	-	-	-	-	496,805	498,803	499,181	499,459
Billed from Management Committee - 41121	-	-	-	-	-	-	-	-	-	-	-	-	-	73,179	69,104	71,678	73,240
Billed from Allocations & Other - 41122	-	-	-	-	-	-	-	-	-	-	-	-	-	-	-	-	-
Billing for Overhead Capitalized - 41123	-	-	-	-	-	-	-	-	-	-	-	-	-	(939,636)	(988,212)	(982,751)	(1,010,406)
Billed from Customer Service Initiative - 41125	-	-	-	-	-	-	-	-	-	-	-	-	-	-	-	-	-
Billed from Utility Operations Council - 41126	-	-	-	-	-	-	-	-	-	-	-	-	-	1,687	780	1,425	64
Billed from Utility Marketing Council - 41127	-	-	-	-	-	-	-	-	-	-	-	-	-	-	-	-	-
Billed from CSC - 41128	-	-	-	-	-	-	-	-	-	-	-	-	-	-	-	-	-
Billing for CSC O&M - 41131	-	-	-	-	-	-	-	-	-	-	-	-	-	-	-	-	-
Billing for SS O&M - 41132	-	-	-	-	-	-	-	-	-	-	-	-	-	-	-	-	-
Billed from Non Call Center Customer Service - 41133	-	-	-	-	-	-	-	-	-	-	-	-	-	-	-	-	-
Billed from HQ - Below the line - 41136	-	-	-	-	-	-	-	-	-	-	-	-	-	-	-	-	-
Billed from Safety & Enterprise Svc - 41138	-	-	-	-	-	-	-	-	-	-	-	-	-	153,976	145,942	152,087	153,995
Billing from Training - 41135	-	-	-	-	-	-	-	-	-	-	-	-	-	-	-	-	-
Billed from Gas Control Services - 41139	-	-	-	-	-	-	-	-	-	-	-	-	-	47,056	41,920	46,261	47,606
D3Expense Billings	1,517,665	1,401,463	1,515,023	1,560,197	1,388,081	1,603,357	1,570,533	1,676,391	1,400,409	1,707,000	1,248,541	1,480,353	18,069,013	(1,272,269)	(1,223,137)	(1,368,327)	(1,325,596)
Expense Billings	1,517,665	1,401,463	1,515,023	1,560,197	1,388,081	1,603,357	1,570,533	1,676,391	1,400,409	1,707,000	1,248,541	1,480,353	18,069,013	(1,272,269)	(1,223,137)	(1,368,327)	(1,325,596)
O&M - Total Operation & Maintenance Expense	2,922,584	2,867,316	3,108,414	3,054,472	2,746,661	3,001,530	2,969,498	3,134,075	2,856,125	3,165,730	2,714,704	2,912,311	35,453,420	(0)	(0)	(0)	(0)
O&M	-	-	-	-	-	-	-	-	-	-	-	-	-	-	-	-	-
Total O&M	2,922,584	2,867,316	3,108,414	3,054,472	2,746,661	3,001,530	2,969,498	3,134,075	2,856,125	3,165,730	2,714,704	2,912,311	35,453,420	(0)	(0)	(0)	(0)

									Dallas Atmos Rate Division - 002DIV													
Feb 25	Mar 25	Apr 25	May 25	Jun 25	Jul 25	Aug 25	Sep 25	FY25	Oct 24	Nov 24	Dec 24	Jan 25	Feb 25	Mar 25	Apr 25	May 25	Jun 25	Jul 25	Aug 25	Sep 25	FY25
243,386	241,704	242,049	363,241	241,020	242,250	241,425	240,791	3,154,379	5,690,847	8,095,807	5,422,422	5,438,526	5,433,056	5,419,924	5,426,752	8,150,408	5,433,146	5,445,165	5,444,987	5,442,347	70,843,387
276,603	290,245	303,932	303,915	290,285	317,640	290,267	303,812	3,605,712	214,707	196,226	207,332	214,012	186,838	195,548	204,786	212,782	198,687	220,292	196,924	206,512	2,454,646
(276,603)	(290,245)	(303,932)	(303,915)	(290,285)	(317,640)	(290,267)	(303,812)	(3,605,712)	(214,707)	(196,226)	(207,332)	(214,012)	(186,838)	(195,548)	(204,786)	(212,782)	(198,687)	(220,292)	(196,924)	(206,512)	(2,454,646)
2,314	2,430	2,546	2,546	2,430	2,662	2,430	2,546	30,203	29,772	27,183	28,478	29,772	25,889	27,183	28,478	28,478	27,183	29,772	27,183	28,478	337,847
(2,314)	(2,430)	(2,546)	(2,546)	(2,430)	(2,662)	(2,430)	(2,546)	(30,203)	(29,772)	(27,183)	(28,478)	(29,772)	(25,889)	(27,183)	(28,478)	(28,478)	(27,183)	(29,772)	(27,183)	(28,478)	(337,847)
-	-	-	-	-	-	-	-	-	-	-	-	-	-	-	-	-	-	-	-	-	-
-	-	-	-	-	-	-	-	-	-	-	-	-	-	-	-	-	-	-	-	-	-
(1,559)	11,956	24,835	(97,252)	11,775	37,073	10,813	24,699	(0)	503,122	(2,410,331)	546,321	818,900	(11,063)	267,720	552,430	(2,167,993)	271,469	818,957	266,889	543,581	0
-	-	-	-	-	-	-	-	-	-	-	-	-	-	-	-	-	-	-	-	-	-
-	-	-	-	-	-	-	-	-	-	-	-	-	-	-	-	-	-	-	-	-	-
-	-	-	-	-	-	-	-	-	-	-	-	-	-	-	-	-	-	-	-	-	-
-	-	-	-	-	-	-	-	-	-	-	-	-	-	-	-	-	-	-	-	-	-
-	-	-	-	-	-	-	-	-	-	-	-	-	-	-	-	-	-	-	-	-	-
-	-	-	-	-	-	-	-	-	-	-	-	-	-	-	-	-	-	-	-	-	-
-	-	-	-	-	-	-	-	-	-	-	-	-	-	-	-	-	-	-	-	-	-
-	-	-	-	-	-	-	-	-	-	-	-	-	-	-	-	-	-	-	-	-	-
241,826	253,660	266,884	265,988	252,795	279,324	252,238	265,490	3,154,379	6,193,969	5,685,476	5,968,743	6,257,425	5,421,993	5,687,643	5,979,182	5,982,415	5,704,615	6,264,121	5,711,876	5,985,928	70,843,387
-	-	-	-	-	-	-	-	-	-	-	-	-	-	-	-	-	-	-	-	-	-
-	-	-	-	-	-	-	-	-	-	-	-	-	-	-	-	-	-	-	-	-	-
4,887	5,131	5,400	5,384	5,115	5,656	5,105	5,375	63,840	113,428	103,897	109,305	114,610	99,256	104,139	109,496	109,353	104,450	114,733	104,583	109,620	1,296,870
3,195	3,341	3,511	3,495	3,325	3,666	3,315	3,486	41,466	108,702	99,568	104,751	109,835	95,120	99,800	104,934	104,797	100,098	109,952	100,225	105,052	1,242,834
-	-	-	-	-	-	-	-	-	-	-	-	-	-	-	-	-	-	-	-	-	-
-	-	-	-	-	-	-	-	-	-	-	-	-	-	-	-	-	-	-	-	-	-
-	-	-	-	-	-	-	-	-	-	-	-	-	-	-	-	-	-	-	-	-	-
22,335	22,335	22,335	22,335	22,335	22,335	22,335	22,335	268,020	9,885	9,885	9,885	9,885	9,885	9,885	9,885	9,885	9,885	9,885	9,885	9,885	118,620
-	-	-	-	-	-	-	-	-	-	-	-	-	-	-	-	-	-	-	-	-	-
-	-	-	-	-	-	-	-	-	-	-	-	-	-	-	-	-	-	-	-	-	-
-	-	-	-	-	-	-	-	-	-	-	-	-	-	-	-	-	-	-	-	-	-
-	-	-	-	-	-	-	-	-	-	-	-	-	-	-	-	-	-	-	-	-	-
-	-	-	-	-	-	-	-	-	-	-	-	-	-	-	-	-	-	-	-	-	-
-	-	-	-	-	-	-	-	-	-	-	-	-	-	-	-	-	-	-	-	-	-
-	-	-	-	-	-	-	-	-	-	-	-	-	-	-	-	-	-	-	-	-	-
-	-	-	-	-	-	-	-	-	-	-	-	-	-	-	-	-	-	-	-	-	-
-	-	-	-	-	-	-	-	-	-	-	-	-	-	-	-	-	-	-	-	-	-
-	-	-	-	-	-	-	-	-	-	-	-	-	-	-	-	-	-	-	-	-	-
-	-	-	-	-	-	-	-	-	-	-	-	-	-	-	-	-	-	-	-	-	-
-	-	-	-	-	-	-	-	-	-	-	-	-	-	-	-	-	-	-	-	-	-
-	-	-	-	-	-	-	-	-	-	-	-	-	-	-	-	-	-	-	-	-	-
-	-	-	-	-	-	-	-	-	-	-	-	-	-	-	-	-	-	-	-	-	-
-	-	-	-	-	-	-	-	-	-	-	-	-	-	-	-	-	-	-	-	-	-
-	-	-	-	-	-	-	-	-	-	-	-	-	-	-	-	-	-	-	-	-	-
43,587	45,741	48,133	47,980	45,593	50,392	45,497	47,894	568,953	1,067,160	977,492	1,028,370	1,078,279	933,823	979,766	1,030,168	1,028,823	982,689	1,079,433	983,940	1,031,329	12,201,272
-	-	-	-	-	-	-	-	-	-	-	-	-	-	-	-	-	-	-	-	-	-
-	-	-	-	-	-	-	-	-	-	-	-	-	-	-	-	-	-	-	-	-	-
-	-	-	-	-	-	-	-	-	-	-	-	-	-	-	-	-	-	-	-	-	-
11,603	12,178	12,815	12,775	12,139	13,418	12,113	12,752	151,483	280,211	256,666	270,025	283,130	245,200	257,263	270,497	270,144	258,031	283,433	258,359	270,803	3,203,763
-	-	-	-	-	-	-	-	-	-	-	-	-	-	-	-	-	-	-	-	-	-
-	-	-	-	-	-	-	-	-	-	-	-	-	-	-	-	-	-	-	-	-	-
-	-	-	-	-	-	-	-	-	-	-	-	-	-	-	-	-	-	-	-	-	-
-	-	-	-	-	-	-	-	-	-	-	-	-	-	-	-	-	-	-	-	-	-
-	-	-	-	-	-	-	-	-	-	-	-	-	-	-	-	-	-	-	-	-	-
4,557	4,780	5,029	5,011	4,763	5,263	4,752	5,002	59,433	117,842	107,940	113,558	119,070	103,118	108,191	113,757	113,608	108,514	119,197	108,652	113,885	1,347,334
-	-	-	-	-	-	-	-	-	-	-	-	-	-	-	-	-	-	-	-	-	-
-	-	-	-	-	-	-	-	-	-	-	-	-	-	-	-	-	-	-	-	-	-
363	380	400	399	379	419	378	398	4,732	9,350	8,564	9,009	9,446	8,181	8,584	9,025	9,013	8,609	9,456	8,620	9,035	106,892
-	-	-	-	-	-	-	-	-	-	-	-	-	-	-	-	-	-	-	-	-	-
-	-	-	-	-	-	-	-	-	-	-	-	-	-	-	-	-	-	-	-	-	-
1,494	1,567	1,649	1,643	1,562	1,726	1,558	1,640	19,489	38,009	34,815	36,628	38,405	33,260	34,896	36,692	36,644	35,001	38,446	35,045	36,733	434,574
-	-	-	-	-	-	-	-	-	-	-	-	-	-	-	-	-	-	-	-	-	-
-	-	-	-	-	-	-	-	-	-	-	-	-	-	-	-	-	-	-	-	-	-
-	-	-	-	-	-	-	-	-	-	-	-	-	-	-	-	-	-	-	-	-	-
-	-	-	-	-	-	-	-	-	-	-	-	-	-	-	-	-	-	-	-	-	-
-	-	-	-	-	-	-	-	-	-	-	-	-	-	-	-	-	-	-	-	-	-
158,182	165,245	172,857	179,175	167,933	176,438	163,862	170,853	2,072,121	102,645	93,957	101,024	107,549	93,320	96,752	100,379	99,414	95,110	103,180	94,006	98,366	1,185,703
-	-	-	-	-	-	-	-	-	-	-	-	-	-	-	-	-	-	-	-	-	-
-	-	-	-	-	-	-	-	-	-	-	-	-	-	-	-	-	-	-	-	-	-
8,805	9,207	9,632	10,011	9,372	9,826	9,136	9,524	115,593	30,890	28,275	30,402	32,366	28,084	29,117	30,208	29,918	28,622	31,051	28,290	29,602	356,826
-	-	-	-	-	-	-	-	-	-	-	-	-	-	-	-	-	-	-	-	-	-

-	-	-	-	-	-	-	-	-	-	-	-	-	-	-	-	-	-	-	-	-	-	-
-	-	-	-	-	-	-	-	-	28,417	28,417	28,417	28,417	28,417	28,417	28,417	28,417	28,417	28,417	28,413	341,000
(18,734)	(18,734)	(18,734)	(18,734)	(18,734)	(18,734)	(18,734)	(18,734)	(224,806)	-	-	-	-	-	-	-	-	-	-	-	-
240,275	251,171	263,027	269,474	253,783	270,404	249,319	260,526	3,140,324	1,906,539	1,749,477	1,841,375	1,930,993	1,677,664	1,756,811	1,843,458	1,840,016	1,759,426	1,927,184	1,760,022	1,842,724	21,835,688
-	-	-	-	-	-	-	-	-	-	-	-	-	-	-	-	-	-	-	-	-	-
-	-	-	-	-	-	-	-	-	-	-	-	-	-	-	-	-	-	-	-	-	-
-	-	-	-	-	-	-	-	-	-	-	-	-	-	-	-	-	-	-	-	-	-
-	-	-	-	-	-	-	-	-	-	-	-	-	-	-	-	-	-	-	-	-	-
8,230	2,057	5,371	7,448	6,131	1,855	1,919	2,814	50,431	6,994	851	9,818	3,535	5,795	3,597	5,958	11,658	9,038	4,882	3,640	9,863	75,629
-	-	-	-	-	-	-	-	-	-	-	-	-	-	-	-	-	-	-	-	-	-
-	-	-	-	-	-	-	-	-	-	-	-	-	-	-	-	-	-	-	-	-	-
-	-	-	-	-	-	-	-	-	-	-	-	-	-	-	-	-	-	-	-	-	-
-	-	-	-	-	-	-	-	-	-	-	-	-	-	-	-	-	-	-	-	-	-
-	-	-	-	-	-	-	-	-	-	-	-	-	-	-	-	-	-	-	-	-	-
-	-	-	-	-	-	-	-	-	-	-	-	-	-	-	-	-	-	-	-	-	-
-	-	-	-	-	-	-	-	-	-	-	-	-	-	-	-	-	-	-	-	-	-
956	956	956	956	956	956	956	957	11,470	663	432	432	563	432	432	563	432	432	564	432	432	5,809
(550)	(550)	(550)	(550)	(550)	(550)	(550)	(551)	(6,604)	-	-	-	-	-	-	-	-	-	-	-	-	-
-	-	-	-	-	-	-	-	-	-	-	-	-	-	-	-	-	-	-	-	-	-
-	-	-	-	-	-	-	-	-	33,000	33,000	33,000	33,000	33,000	33,000	33,000	33,000	33,000	33,000	33,000	33,000	396,000
-	-	-	-	-	-	-	-	-	-	-	-	-	-	-	-	-	-	-	-	-	-
(9,687)	(10,750)	(10,427)	(94,461)	(14,792)	(48,427)	-	-	(236,858)	-	-	-	-	-	-	-	-	-	-	-	-	-
-	-	-	-	-	-	-	-	-	-	-	-	-	-	-	-	-	-	-	-	-	-
269,578	227,533	190,436	168,177	168,177	497,111	-	-	2,473,189	840,409	1,062,870	1,322,408	1,532,510	1,347,126	1,137,024	951,640	840,409	840,409	2,484,150	-	-	12,358,955
-	-	-	-	-	-	-	-	-	-	-	-	-	-	-	-	-	-	-	-	-	-
(226,112)	(190,847)	(159,730)	(141,061)	(141,061)	(416,959)	-	-	(2,074,422)	-	-	-	-	-	-	-	-	-	-	-	-	-
-	-	-	-	-	-	-	-	-	-	-	-	-	-	-	-	-	-	-	-	-	-
-	-	-	-	-	-	-	-	-	-	-	-	-	-	-	-	-	-	-	-	-	-
-	-	-	-	-	-	-	-	-	-	-	-	-	-	-	-	-	-	-	-	-	-
12,918	14,302	13,841	73,482	21,147	69,411	-	-	261,849	446,593	432,184	446,593	446,593	403,378	446,593	432,185	2,379,988	670,875	2,217,841	-	-	8,322,822
4,313	4,775	4,621	60,262	3,895	11,946	-	-	108,757	149,312	144,493	149,312	149,312	134,861	158,545	143,722	1,885,873	877,573	278,908	-	-	4,071,912
-	-	-	-	-	-	-	-	-	-	-	-	-	-	-	-	-	-	-	-	-	-
173	192	185	192	185	569	-	-	8,802	4,381	165,738	3,947	3,947	3,565	7,781	3,651	3,775	3,651	11,200	-	-	211,636
-	-	-	-	-	-	-	-	-	-	-	-	-	-	-	-	-	-	-	-	-	-
(1,600)	(1,600)	(1,600)	(1,500)	(1,500)	(1,600)	(1,600)	(1,600)	(19,000)	(565)	(607)	(650)	(693)	(736)	(779)	(72,363)	(814)	(850)	(77,084)	(789)	(794)	(156,724)
-	-	-	-	-	-	-	-	-	54,238	54,238	54,238	54,238	54,238	54,238	54,744	54,744	54,744	55,054	55,054	55,054	654,822
1,667	1,667	1,667	1,667	1,667	1,667	1,667	1,663	20,000	75,833	75,833	75,833	75,833	75,833	75,833	75,833	75,833	75,833	75,833	75,833	75,837	910,000
(1,398)	(1,398)	(1,398)	(1,398)	(1,398)	(1,398)	(1,398)	(1,395)	(16,775)	-	-	-	-	-	-	-	-	-	-	-	-	-
-	-	-	-	-	-	-	-	-	-	-	-	-	-	-	-	-	-	-	-	-	-
3,667	3,667	3,667	3,667	3,667	3,667	3,667	3,663	44,000	360,833	360,833	360,833	360,833	360,833	360,833	360,833	360,833	360,833	360,833	360,833	360,837	4,330,000
-	-	-	-	-	-	-	-	-	-	-	-	-	-	-	-	-	-	-	-	-	-
-	-	-	-	-	-	-	-	-	-	100,000	-	-	100,000	-	-	100,000	-	-	100,000	-	400,000
-	-	-	-	-	-	-	-	-	-	-	-	-	-	-	-	-	-	-	-	-	-
2,722	2,722	2,722	4,722	2,722	2,722	2,722	2,723	39,167	21,349	20,694	29,794	20,849	21,194	24,794	21,349	21,269	25,294	20,854	21,194	24,800	273,434
64,877	52,726	49,759	81,603	49,245	120,969	7,382	8,274	664,005	1,993,040	2,450,560	2,485,558	2,680,520	2,539,519	2,301,891	2,011,116	5,766,999	2,950,832	5,466,036	649,197	559,029	31,854,295
77,969	82,470	82,470	82,470	82,470	82,470	82,470	82,470	967,136	17,391	17,391	17,391	17,391	17,391	18,395	18,395	18,395	18,395	18,395	18,395	18,395	215,724
9,065	9,065	10,877	10,877	10,877	10,877	10,877	10,877	119,652	10,812	10,812	10,812	10,812	10,812	10,812	10,909	10,909	10,909	11,330	31,541	11,330	151,802
(73,001)	(76,776)	(78,296)	(78,296)	(78,296)	(78,296)	(78,296)	(78,296)	(911,559)	-	-	-	-	-	-	-	-	-	-	-	-	-
-	-	-	-	-	-	-	-	-	-	-	-	-	-	-	-	-	-	-	-	-	-
-	-	-	-	-	-	-	-	-	-	-	-	-	-	-	-	-	-	-	-	-	-
-	-	-	-	-	-	-	-	-	-	-	-	-	-	-	-	-	-	-	-	-	-
-	-	-	-	-	-	-	-	-	-	-	-	-	-	-	-	-	-	-	-	-	-
-	-	-	-	-	-	-	-	-	-	-	-	-	-	-	-	-	-	-	-	-	-
-	-	-	-	-	-	-	-	-	-	-	-	-	-	-	-	-	-	-	-	-	-
-	-	-	-	-	-	-	-	-	234,847	234,847	234,847	234,847	234,847	234,847	234,847	234,847	234,847	242,604	242,604	242,604	2,841,434
925	925	925	925	925	925	925	925	11,100	-	-	-	-	-	-	-	-	-	-	-	-	-
-	-	-	-	-	-	-	-	-	5,067,921	5,096,988	5,096,988	5,096,988	5,096,988	5,096,988	5,096,988	5,096,988	5,096,988	5,096,988	5,096,988	5,096,988	61,134,787
-	-	-	-	-	-	-	-	-	-	-	-	-	-	-	-	-	-	-	-	-	-
14,958	15,684	15,976	15,976	15,976	15,976	15,976	15,976	186,329	5,330,972	5,360,038	5,360,038	5,360,038	5,360,038	5,361,043	5,361,139	5,361,139	5,361,139	5,369,318	5,389,529	5,369,318	64,343,747
2,965	2,965	2,965	2,965	2,965	2,965	2,965	2,965	35,577	-	-	-	-	-	-	-	-	-	-	-	-	-
3,093	3,093	3,093	3,093	3,093	3,093	3,093	3,093	37,110	102,454	98,686	98,686	98,548	98,547	97,898	98,646	98,000	98,000	98,000	98,000	98,000	1,183,465
-	-	-	-	-	-	-	-	-	-	-	-	-	-	-	-	-	-	-	-	-	-
38	38	38	38	38	38	38	38	450	-	-	-	-	-	-	-	-	-	-	-	-	-
-	-	-	-	-	-	-	-	-	-	-	-	-	-	-	-	-	-	-	-	-	-
-	-	-	-	-	-	-	-	-	-	-	-	-	-	-	-	-	-	-	-	-	-
53,620	53,620	53,620	53,620	53,620	53,620	53,620	53,620	643,437	387,230	387,230	387,230	387,230	387,230	387,230	387,230	387,230	387,230	387,230	387,230	387,230	4,646,760
-	-	-	-	-	-	-	-	-	-	-	-	-	-	-	-	-	-	-	-	-	-
(28,873)	(27,905)	(28,798)	(29,046)	(27,905)	(29,128)	(28,705)	(28,017)	(343,416)	-	-	-	-	-	-	-	-	-	-	-	-	-
-	-	-	-	-	-	-	-	-	3,300	3,300	3,300	3,300	3,300	3,300	3,300	3,300	3,300	3,300	3,300	3,300	39,600
3,333	3,333	3,333	3,333	3,333	3,333	3,333	3,333	40,000	64,013	62,569	75,059	62,013	62,013	71,059	62,382	62,013	71,059	62,013	62,011	70,701	786,904
-	-	-	-	-	-	-	-	-	-	-	-	-	-	-	-	-	-	-	-	-	-
-	-	-	-	-	-	-	-	-	-	-	-	-	-	-	-	-	-	-	-	-	-
-	-	-	-	-	-	-	-	-	-	-	-	-	-	-	-	-	-	-	-	-	-
-	-	-	-	-	-	-	-	-	-	-	-	-	-	-	-	-	-	-	-	-	-
-	-	-	-	-	-	-	-	-	-	-	-	-	-	-	-	-	-	-	-	-	-
-	-	-	-	-	-	-	-	-	-	-	-	-	-	-	-	-	-	-	-	-	-

-	-	-	-	-	-	-	-	-	-	-	-	-	-	-	-	-	-	-	-	-	-	-
3,116	5,330	2,926	3,337	10,945	2,903	6,660	6,481	59,502	6,917	6,917	6,917	6,917	6,917	6,917	6,917	6,917	6,917	6,917	6,917	6,917	6,921	83,008
-	-	-	-	-	-	-	-	-	-	-	-	-	-	-	-	-	-	-	-	-	-	-
5	40	5	5	34	5	5	255	378	59	292	59	59	59	59	59	59	59	59	59	59	59	941
-	-	-	-	-	-	-	-	-	-	-	-	-	-	-	-	-	-	-	-	-	-	-
-	-	-	-	-	-	-	-	-	-	-	-	-	-	-	-	-	-	-	-	-	-	-
(1,542)	(1,988)	(1,530)	(1,640)	(3,068)	(1,650)	(2,263)	(2,304)	(23,507)	-	-	-	-	-	-	-	-	-	-	-	-	-	-
3,333	3,333	3,333	3,333	3,333	3,333	3,333	3,333	40,000	-	-	-	-	-	-	-	-	-	-	-	-	-	-
5,559	5,559	5,559	5,559	5,559	5,559	5,559	5,559	66,705	-	-	-	-	-	-	-	-	-	-	-	-	-	-
44,646	47,417	44,543	44,596	51,947	44,071	47,638	48,355	556,237	563,973	558,994	571,251	558,067	558,066	566,462	558,534	557,519	566,565	557,519	557,517	566,211	6,740,678
-	-	-	-	-	-	-	-	-	-	-	-	-	-	-	-	-	-	-	-	-	-	-
-	-	-	-	-	-	-	-	-	3,800	3,800	3,829	5,820	3,888	3,832	3,817	3,879	3,880	3,870	3,870	4,170	48,455
(11,759)	(11,759)	(11,781)	(16,539)	(16,539)	(16,539)	(16,539)	(16,539)	(165,031)	-	-	-	-	-	-	-	-	-	-	-	-	-
10,084	10,084	10,084	10,084	10,084	10,084	10,084	10,084	121,007	13,303	13,125	16,413	15,311	11,741	12,662	15,466	13,571	13,151	16,730	13,814	14,216	169,503
-	-	-	-	-	-	-	-	-	-	-	-	-	-	-	-	-	-	-	-	-	-
-	-	-	-	-	-	-	-	-	-	-	-	-	-	-	-	-	-	-	-	-	-
-	-	-	-	-	-	-	-	-	-	-	-	-	-	-	-	-	-	-	-	-	-
-	-	-	-	-	-	-	-	-	800	800	800	800	800	800	800	800	800	800	800	800	9,600
34	34	34	34	34	34	34	34	408	1,505	1,505	1,505	1,505	1,505	1,505	1,505	1,505	1,505	2,202	1,553	1,548	18,848
-	-	-	-	-	-	-	-	-	-	-	-	-	-	-	-	-	-	-	-	-	-
-	-	-	-	-	-	-	-	-	-	-	-	-	-	-	-	-	-	-	-	-	-
-	-	-	-	-	-	-	-	-	-	-	-	-	-	-	-	-	-	-	-	-	-
(44)	(44)	(44)	(44)	(44)	(44)	(44)	(44)	(532)	-	-	-	-	-	-	-	-	-	-	-	-	-
11	11	11	11	11	11	11	11	134	-	-	-	-	-	-	-	-	-	-	-	-	-
-	-	-	-	-	-	-	-	-	-	-	-	-	-	-	-	-	-	-	-	-	-
-	-	-	-	-	-	-	-	-	-	-	-	-	-	-	-	-	-	-	-	-	-
-	-	-	-	-	-	-	-	-	-	-	-	-	-	-	-	-	-	-	-	-	-
-	-	-	-	-	-	-	-	-	-	-	-	-	-	-	-	-	-	-	-	-	-
-	-	-	-	-	-	-	-	-	-	-	-	-	-	-	-	-	-	-	-	-	-
-	-	-	-	-	-	-	-	-	-	-	-	-	-	-	-	-	-	-	-	-	-
-	-	-	-	-	-	-	-	-	-	-	-	-	-	-	-	-	-	-	-	-	-
-	-	-	-	-	-	-	-	-	-	-	-	-	-	-	-	-	-	-	-	-	-
-	-	-	-	-	-	-	-	-	-	-	-	-	-	-	-	-	-	-	-	-	-
-	-	-	-	-	-	-	-	-	-	-	-	-	-	-	-	-	-	-	-	-	-
430	430	430	430	430	430	430	430	5,160	185	185	1,185	185	181	1,185	185	185	1,185	185	185	1,185	6,211
486	486	697	486	486	486	486	486	6,037	76	70	-	-	-	-	-	-	-	-	-	-	146
13,680	13,680	13,680	20,174	20,174	20,174	20,174	20,174	196,630	-	-	-	-	-	-	-	-	-	-	-	-	-
12,921	12,921	13,111	14,635	14,635	14,635	14,635	14,636	163,813	19,669	19,484	23,731	23,620	18,115	19,984	21,772	19,940	20,520	23,787	20,222	21,918	252,763
792	792	792	792	792	792	792	792	9,500	30,000	30,000	30,990	30,000	30,000	30,990	30,000	30,000	30,990	30,000	30,000	30,990	363,960
-	-	-	-	-	-	-	-	-	-	-	-	-	-	-	-	-	-	-	-	-	-
-	-	-	-	-	-	-	-	-	-	-	-	-	-	-	-	-	-	-	-	-	-
8	8	8	8	8	8	8	8	95	-	-	-	-	-	-	-	-	-	-	-	-	-
985	985	985	985	985	985	985	985	11,815	46,334	46,434	45,858	46,783	46,283	45,834	45,834	45,834	45,834	45,834	45,834	45,838	552,530
-	-	-	-	-	-	-	-	-	532	-	-	-	-	-	-	-	-	-	-	-	532
-	-	-	-	-	-	-	-	-	-	-	-	-	-	-	-	-	-	-	-	-	-
-	-	-	-	-	-	-	-	-	-	-	-	-	-	-	-	-	-	-	-	-	-
-	-	-	-	-	-	-	-	-	-	-	-	-	-	-	-	-	-	-	-	-	-
-	-	-	-	-	-	-	-	-	-	-	-	-	-	-	-	-	-	-	-	-	-
-	-	-	-	-	-	-	-	-	-	-	-	-	-	-	-	-	-	-	-	-	-
-	-	-	-	-	-	-	-	-	-	-	-	-	-	-	-	-	-	-	-	-	-
-	-	-	-	-	-	-	-	-	-	-	-	-	-	-	-	-	-	-	-	-	-
-	-	-	-	-	-	-	-	-	-	-	-	-	-	-	-	-	-	-	-	-	-
-	-	-	-	-	-	-	-	-	-	-	-	-	-	-	-	-	-	-	-	-	-
-	-	-	-	-	-	-	-	-	-	-	-	-	-	-	-	-	-	-	-	-	-
-	-	-	-	-	-	-	-	-	-	-	-	-	-	-	-	-	-	-	-	-	-
2,821	3,821	2,821	2,821	3,571	2,821	2,821	3,817	37,349	36,699	33,125	34,748	33,618	33,244	38,671	36,168	33,244	34,144	33,668	33,944	38,460	419,736
-	-	-	-	-	-	-	-	-	-	-	-	-	-	-	-	-	-	-	-	-	-
-	-	-	-	-	-	-	-	-	-	-	-	-	-	-	-	-	-	-	-	-	-
-	-	-	-	-	-	-	-	-	-	-	-	-	-	-	-	-	-	-	-	-	-
4,605	5,605	4,605	4,605	5,355	4,605	4,605	5,601	58,759	113,565	109,559	111,596	110,401	109,527	115,494	112,002	109,078	110,968	109,502	109,778	115,287	1,336,758
-	-	-	-	-	-	-	-	-	-	-	-	-	-	-	-	-	-	-	-	-	-
-	-	-	-	-	-	-	-	-	-	-	-	-	-	-	-	-	-	-	-	-	-
-	-	-	-	-	-	-	-	-	-	-	-	-	-	-	-	-	-	-	-	-	-
259	259	259	259	259	259	259	259	3,188	16,500	16,500	16,500	16,500	16,500	16,500	16,500	16,500	16,624	16,500	16,500	16,500	198,124
15,005	15,005	90,252	15,005	15,005	15,005	15,005	15,005	255,307	2,859,488	2,814,379	3,077,174	2,977,085	2,992,898	2,970,313	3,297,792	3,150,242	3,241,177	3,321,183	3,331,637	3,366,322	37,399,690
-	-	-	-	-	-	-	-	-	-	-	-	-	-	-	-	-	-	-	-	-	-
-	-	-	-	-	-	-	-	-	-	-	-	-	-	-	-	-	-	-	-	-	-
-	-	-	-	-	-	-	-	-	-	-	-	-	-	-	-	-	-	-	-	-	-
2,158	2,283	2,158	2,158	2,283	2,158	2,158	2,283	26,400	329,323	320,304	323,307	320,424	315,829	314,519	320,469	316,530	316,955	323,255	316,655	328,908	3,846,477
17,422	17,547	92,669	17,422	17,547	17,422	17,422	17,547	284,895	3,205,311	3,151,184	3,416,981	3,314,010	3,325,227	3,301,331	3,634,761	3,483,273	3,574,755	3,660,938	3,664,791	3,711,730	41,444,291
1,450	1,450	1,450	1,450	1,450	1,450	1,450	1,450	17,400	56,990	55,646	49,999	63,219	62,086	56,846	65,081	56,252	52,644	52,830	53,576	56,863	682,032
-	-	-	-	-	-	-	-	-	-	-	-	-	-	-	-	-	-	-	-	-	-
-	-	-	-	-	-	-	-	-	733	685	650	769	805	654	776	757	631	627	647	748	8,482
-	-	-	-	-	-	-	-	-	-	-	-	-	-	-	-	-	-	-	-	-	-
9,728	8,848	7,616	6,824	6,560	6,408	6,643	6,408	91,086	3,170	3,135	2,783	3,598	3,507	3,150	3,735	3,149	2,934	2,943	2,996	3,202	38,301

-	-	-	-	-	-	-	-	-	-	-	-	-	-	-	-	-	-	-	-	-	-	-	-
36	36	36	36	36	36	36	36	435	38,575	39,072	33,282	45,502	42,711	40,298	47,861	37,228	36,726	37,209	37,699	38,404	474,567
7,167	7,167	7,167	7,167	7,167	7,167	7,167	7,167	86,000	-	-	-	-	-	-	-	-	-	-	-	-	-
-	-	-	-	-	-	-	-	-	-	-	-	-	-	-	-	-	-	-	-	-	-
-	-	-	-	-	-	-	-	-	-	-	-	-	-	-	-	-	-	-	-	-	-
-	-	-	-	-	-	-	-	-	-	-	-	-	-	-	-	-	-	-	-	-	-
-	-	-	-	-	-	-	-	-	-	-	-	-	-	-	-	-	-	-	-	-	-
-	-	-	-	-	-	-	-	-	-	-	-	-	-	-	-	-	-	-	-	-	-
3,186	3,186	3,186	3,186	3,186	3,186	3,186	3,194	38,243	-	-	-	-	-	-	-	-	-	-	-	-	-
-	-	-	-	-	-	-	-	-	-	-	-	-	-	-	-	-	-	-	-	-	-
-	-	-	-	-	-	-	-	-	-	-	-	-	-	-	-	-	-	-	-	-	-
-	-	-	-	-	-	-	-	-	-	-	-	-	-	-	-	-	-	-	-	-	-
-	-	-	-	-	-	-	-	-	-	-	-	-	-	-	-	-	-	-	-	-	-
4,669	4,669	4,669	4,669	4,669	4,669	4,669	4,669	56,028	177,320	178,779	164,937	193,613	209,134	199,770	170,122	185,234	172,452	173,581	200,010	180,771	2,205,723
-	-	-	-	-	-	-	-	-	-	-	-	-	-	-	-	-	-	-	-	-	-
-	-	-	-	-	-	-	-	-	-	-	-	-	-	-	-	-	-	-	-	-	-
-	-	-	-	-	-	-	-	-	-	-	-	-	-	-	-	-	-	-	-	-	-
-	-	-	-	-	-	-	-	-	-	-	-	-	-	-	-	-	-	-	-	-	-
-	-	-	-	-	-	-	-	-	-	-	-	-	-	-	-	-	-	-	-	-	-
-	-	-	-	-	-	-	-	-	-	-	-	-	-	-	-	-	-	-	-	-	-
-	-	-	-	-	-	-	-	-	1,600	1,600	1,600	1,600	1,600	1,600	1,600	1,600	1,600	1,600	1,600	1,600	19,200
-	-	-	-	-	-	-	-	-	-	-	-	-	-	-	-	-	-	-	-	-	-
-	-	-	-	-	-	-	-	-	-	-	-	-	-	-	-	-	-	-	-	-	-
-	-	-	-	-	-	-	-	-	-	-	-	-	-	-	-	-	-	-	-	-	-
7,422	7,422	7,422	7,422	7,422	7,422	7,422	7,422	89,058	34,811	30,062	30,290	30,234	31,079	32,939	30,631	29,886	29,526	29,461	29,542	30,154	368,614
-	-	-	-	-	-	-	-	-	-	-	-	-	-	-	-	-	-	-	-	-	-
-	-	-	-	-	-	-	-	-	-	-	-	-	-	-	-	-	-	-	-	-	-
-	-	-	-	-	-	-	-	-	-	-	-	-	-	-	-	-	-	-	-	-	-
-	-	-	-	-	-	-	-	-	-	-	-	-	-	-	-	-	-	-	-	-	-
-	-	-	-	-	-	-	-	-	-	-	-	-	-	-	-	-	-	-	-	-	-
-	-	-	-	-	-	-	-	-	-	-	-	-	-	-	-	-	-	-	-	-	-
-	-	-	-	-	-	-	-	-	-	-	-	-	-	-	-	-	-	-	-	-	-
-	-	-	-	-	-	-	-	-	-	-	-	-	-	-	-	-	-	-	-	-	-
-	-	-	-	-	-	-	-	-	-	-	-	-	-	-	-	-	-	-	-	-	-
-	-	-	-	-	-	-	-	-	-	-	-	-	-	-	-	-	-	-	-	-	-
-	-	-	-	-	-	-	-	-	-	-	-	-	-	-	-	-	-	-	-	-	-
9,875	9,875	9,875	9,875	9,875	9,875	9,875	9,875	118,500	43,419	44,248	43,621	46,710	55,292	57,156	32,602	48,502	45,245	45,193	54,693	45,869	562,549
676	1,201	676	676	801	676	676	1,205	9,420	6,082	4,595	5,901	5,883	4,704	6,477	5,743	4,162	6,220	5,562	4,120	7,110	66,558
-	-	-	-	-	-	-	-	-	-	-	200	200	200	200	200	200	200	200	200	205	2,005
-	-	-	-	-	-	-	-	-	-	-	-	-	-	-	-	-	-	-	-	-	-
-	-	-	-	-	-	-	-	-	27	25	24	28	30	24	28	28	23	23	23	27	309
(11,726)	(11,907)	(11,477)	(11,727)	(11,634)	(11,728)	(11,467)	(11,907)	(140,389)	-	-	-	-	-	-	-	-	-	-	-	-	-
-	-	-	-	-	-	-	-	-	-	-	-	-	-	-	-	-	-	-	-	-	-
32,484	31,947	30,621	29,578	29,532	29,161	29,657	29,519	365,782	362,726	357,847	333,287	391,357	411,148	399,114	358,379	366,996	348,199	349,228	385,108	364,952	4,428,341
-	-	-	-	-	-	-	-	-	767	417	417	1,017	417	667	417	417	417	417	417	413	6,200
66,158	66,158	66,158	66,158	66,158	66,158	66,848	66,848	795,280	-	-	-	-	-	-	-	-	-	-	-	-	-
-	-	-	-	-	-	-	-	-	-	-	-	-	-	-	-	-	-	-	-	-	-
-	-	-	-	-	-	-	-	-	-	-	-	-	-	-	-	-	-	-	-	-	-
-	-	-	-	-	-	-	-	-	-	-	-	-	-	-	-	-	-	-	-	-	-
-	-	-	-	-	-	-	-	-	-	-	-	-	-	-	-	-	-	-	-	-	-
-	-	-	-	-	-	-	-	-	-	-	-	-	-	-	-	-	-	-	-	-	-
-	-	-	-	-	-	-	-	-	-	-	-	-	-	-	-	-	-	-	-	-	-
-	-	-	-	-	-	-	-	-	-	-	-	-	-	-	-	-	-	-	-	-	-
-	-	-	-	-	-	-	-	-	-	-	-	-	-	-	-	-	-	-	-	-	-
-	-	-	-	-	-	-	-	-	-	-	-	-	-	-	-	-	-	-	-	-	-
-	-	-	-	-	-	-	-	-	-	-	-	-	-	-	-	-	-	-	-	-	-
-	-	-	-	-	-	-	-	-	-	-	-	-	-	-	-	-	-	-	-	-	-
-	-	-	-	-	-	-	-	-	-	-	-	-	-	-	-	-	-	-	-	-	-
-	-	-	-	-	-	-	-	-	-	-	-	-	-	-	-	-	-	-	-	-	-
-	-	-	-	-	-	-	-	-	-	-	-	-	-	-	-	-	-	-	-	-	-
-	-	-	-	-	-	-	-	-	-	-	-	-	-	-	-	-	-	-	-	-	-
417	417	417	417	417	417	417	417	5,000	-	-	-	-	-	-	-	-	-	-	-	-	-
-	-	-	-	-	-	-	-	-	-	-	-	-	-	-	-	-	-	-	-	-	-
-	-	-	-	-	-	-	-	-	-	-	-	-	-	-	-	-	-	-	-	-	-
275	275	275	275	275	275	275	275	3,300	1,510	260	7,260	1,510	260	260	4,010	260	260	1,510	260	2,760	20,120
10	10	10	10	10	10	10	10	125	-	-	-	-	-	300	-	-	-	-	-	300	600
-	-	-	-	-	-	-	-	-	-	-	-	2,192	-	-	-	-	-	-	-	-	2,192
-	-	-	-	-	-	-	-	-	-	-	-	-	-	-	-	-	-	-	-	-	-
-	-	-	-	-	-	-	-	-	-	-	-	-	-	-	-	-	-	-	-	-	-
-	-	-	-	-	-	-	-	-	-	-	-	-	-	-	-	-	-	-	-	-	-
-	-	-	-	-	-	-	-	-	-	-	-	-	-	-	-	-	-	-	-	-	-
-	-	-	-	-	-	-	-	-	-	-	-	-	-	-	-	-	-	-	-	-	-
-	-	-	-	-	-	-	-	-	-	-	-	-	-	-	-	-	-	-	-	-	-
-	-	-	-	-	-	-	-	-	-	-	-	-	-	-	-	-	-	-	-	-	-
-	-	-	-	-	-	-	-	-	-	-	-	-	-	-	-	-	-	-	-	-	-
-	-	-	-	-	-	-	-	-	-	-	-	-	-	-	-	-	-	-	-	-	-
-	-	-	-	-	-	-	-	-	-	-	-	-	-	-	-	-	-	-	-	-	-
-	-	-	-	-	-	-	-	-	-	-	-	-	-	-	-	-	-	-	-	-	-
-	-	-	-	-	-	-	-	-	-	-	-	-	-	-	-	-	-	-	-	-	-

-	-	-	-	-	-	-	-	-	-	-	-	-	-	-	-	-	-	-	-	-	-	-
-	-	-	-	-	-	-	-	-	-	-	-	-	-	-	-	-	-	-	-	-	-	-
6,789	9,289	6,789	6,789	9,289	6,789	6,789	9,289	91,470	5,000	-	5,750	3,500	1,950	-	-	2,500	-	-	-	-	18,700
-	-	-	-	-	-	-	-	-	-	-	-	-	-	-	-	-	-	-	-	-	-
-	-	-	-	-	-	-	-	-	-	-	-	-	-	-	-	-	-	-	-	-	-
-	-	-	-	-	-	-	-	-	-	-	-	-	-	-	-	-	-	-	-	-	-
2,416	3,916	2,416	2,416	2,916	2,416	2,416	3,916	32,990	3,750	3,750	3,750	3,750	3,750	3,750	3,750	3,750	3,750	3,750	3,750	3,750	45,000
-	-	-	-	-	-	-	-	-	-	-	-	-	-	-	-	-	-	-	-	-	-
1,973	1,973	1,973	1,973	1,973	1,973	1,973	1,973	23,680	8,333	8,333	8,333	8,333	8,333	8,333	8,333	8,333	8,333	8,333	8,333	8,337	100,000
-	-	-	-	-	-	-	-	-	-	-	-	-	-	-	-	-	-	-	-	-	-

-	-	-	-	-	-	-	-	-	-	-	-	-	-	-	-	-	-	-	-	-	-	-
-	-	-	-	-	-	-	-	-	-	-	-	-	-	-	-	-	-	-	-	-	-	-
250	250	250	250	250	250	250	250	3,000	15,000	15,000	15,000	15,000	15,000	15,000	15,000	15,000	15,000	15,000	15,000	15,000	15,000	180,000
-	-	-	-	-	-	-	-	-	-	-	-	-	-	-	-	-	-	-	-	-	-	-
-	-	-	-	-	-	-	-	-	-	-	-	-	-	-	-	-	-	-	-	-	-	-
-	-	-	-	-	-	-	-	-	-	-	-	-	-	-	-	-	-	-	-	-	-	-
-	-	-	-	-	-	-	-	-	-	-	-	-	-	-	-	-	-	-	-	-	-	-
918	1,168	918	918	918	918	918	1,170	11,512	42,939	42,439	47,752	44,239	42,639	42,942	43,039	42,689	42,852	43,039	42,579	42,932	520,084
-	-	-	-	-	-	-	-	-	-	-	-	-	-	-	-	-	-	-	-	-	-	-
11,516	36,123	10,087	16,247	11,277	10,731	43,112	28,128	208,676	64,872	58,696	52,308	51,397	52,318	53,343	52,546	53,013	54,463	55,331	54,282	102,596	705,165
125	125	125	680	125	125	125	125	2,055	667	592	1,080	667	592	592	667	592	592	667	594	599	7,898
9,547	13,323	12,071	14,002	13,780	11,099	14,321	13,944	143,736	51,052	52,285	53,671	51,420	53,807	56,559	50,665	54,671	56,376	60,870	54,978	55,015	651,369
10,379	30,238	13,365	11,334	20,416	12,218	44,923	20,401	208,961	36,791	37,034	37,427	36,113	40,244	40,549	35,509	38,746	41,636	43,631	39,946	41,481	469,107
9,183	9,083	9,133	9,083	9,683	9,083	17,183	9,083	121,050	11,287	11,102	11,126	11,287	11,102	11,102	11,370	11,185	11,197	11,776	11,504	12,446	136,484
40,751	88,893	44,782	51,346	55,282	43,256	119,664	71,681	684,478	164,669	159,709	155,612	150,884	158,063	162,145	150,757	158,207	164,264	172,275	161,304	212,137	1,970,023
1,263	2,138	5,467	763	2,538	3,615	1,313	3,638	27,542	14,279	9,954	30,494	17,164	11,899	27,994	185,134	15,328	21,090	17,529	10,753	24,674	386,292
1,508	32,633	1,508	1,508	30,884	1,509	1,509	32,634	139,100	18,947	25,197	17,447	16,947	21,077	18,947	62,612	42,612	48,112	66,680	106,279	68,266	513,123
-	-	-	-	-	-	-	-	-	-	500	-	-	500	-	-	500	-	-	500	-	2,000
-	-	-	-	-	-	-	-	-	-	-	-	-	-	-	-	-	-	-	-	-	-
-	-	-	-	-	-	-	-	-	11,144	10,494	10,494	16,894	10,494	10,494	26,994	10,494	10,494	10,494	10,492	142,688	281,670
3,333	3,333	3,333	3,333	3,333	3,333	3,333	3,333	40,000	475	125	125	125	125	125	5,475	125	125	125	125	125	7,200
1,810	1,810	1,810	1,810	1,810	1,810	1,810	1,810	21,720	10,021	10,221	10,021	10,021	10,021	10,021	10,021	10,221	10,021	10,021	10,021	10,021	120,652
358	358	358	358	358	358	358	358	4,296	36,605	28,455	32,955	26,455	27,105	41,125	27,555	37,855	35,655	37,305	27,155	39,208	397,435
-	-	-	-	-	-	-	-	-	54,096	3,016	2,956	2,956	956	956	956	956	1,456	956	1,456	956	71,672
200	200	200	200	200	200	200	200	2,400	-	-	500	-	-	500	-	-	500	-	-	500	2,000
8,473	40,473	12,677	7,973	39,124	10,826	8,524	41,974	235,058	145,567	87,962	104,992	90,562	82,177	110,162	318,747	118,091	127,453	143,110	166,781	286,438	1,782,044
-	-	-	-	-	-	-	-	-	-	-	-	-	-	-	-	-	-	-	-	-	-
-	-	-	-	-	-	-	-	-	-	-	-	-	-	-	-	-	-	-	-	-	-
-	-	-	-	-	-	-	-	-	-	-	-	-	-	-	-	-	-	-	-	-	-
-	-	-	-	-	-	-	-	-	-	-	-	-	-	-	-	-	-	-	-	-	-
91,784	171,534	92,182	91,784	171,534	91,807	91,784	171,534	1,420,878	1,801,510	1,820,171	1,698,275	1,613,012	1,557,984	1,606,358	1,542,573	1,596,865	1,732,735	1,544,481	1,515,761	1,666,345	19,696,067
-	-	-	-	-	-	-	-	-	-	-	-	-	-	-	-	-	-	-	-	-	-
128,516	129,941	142,766	142,766	128,516	119,016	119,016	119,016	1,457,167	-	-	-	-	-	-	-	-	-	-	-	-	-
-	-	-	-	-	-	-	-	-	-	-	-	-	-	-	-	-	-	-	-	-	-
-	-	-	-	-	-	-	-	-	-	-	-	-	-	-	-	-	-	-	-	-	-
154,917	196,112	196,112	196,245	135,473	133,505	130,307	135,227	1,812,053	-	-	-	-	-	-	-	-	-	-	-	-	-
-	-	-	-	-	-	-	-	-	-	-	-	-	-	-	-	-	-	-	-	-	-
65,226	65,226	65,226	65,226	65,226	65,226	65,226	65,221	782,707	135,417	135,417	135,417	135,417	135,417	135,417	135,417	135,417	135,417	135,417	135,417	135,413	1,625,000
-	-	-	-	-	-	-	-	-	-	-	-	-	-	-	-	-	-	-	-	-	-
-	-	-	-	-	-	-	-	-	-	-	-	-	-	-	-	-	-	-	-	-	-
-	-	-	-	-	-	-	-	-	-	-	-	-	-	-	-	-	-	-	-	-	-
-	-	-	-	-	-	-	-	-	-	-	-	-	-	-	-	-	-	-	-	-	-
-	-	-	-	-	-	-	-	-	-	-	-	-	-	-	-	-	-	-	-	-	-
-	-	-	-	-	-	-	-	-	-	-	-	-	-	-	-	-	-	-	-	-	-
-	-	-	-	-	-	-	-	-	-	-	-	-	-	-	-	-	-	-	-	-	-
-	-	-	-	-	-	-	-	-	-	-	-	-	-	-	-	-	-	-	-	-	-
-	-	-	-	-	-	-	-	-	-	-	-	-	-	-	-	-	-	-	-	-	-
440,443	562,814	496,287	496,022	500,750	409,554	406,334	490,999	5,472,805	1,936,927	1,955,588	1,833,692	1,748,429	1,693,401	1,741,775	1,677,990	1,732,282	1,868,152	1,679,898	1,651,178	1,801,758	21,321,067
-	-	-	-	-	-	-	-	-	-	-	-	-	-	-	-	-	-	-	-	-	-
-	-	-	-	-	-	-	-	-	-	-	-	-	-	-	-	-	-	-	-	-	-
-	-	-	-	-	-	-	-	-	-	-	-	-	-	-	-	-	-	-	-	-	-
-	-	-	-	-	-	-	-	-	-	-	-	-	-	-	-	-	-	-	-	-	-
-	-	-	-	-	-	-	-	-	-	-	-	-	-	-	-	-	-	-	-	-	-
-	-	-	-	-	-	-	-	-	-	-	-	-	-	-	-	-	-	-	-	-	-
-	-	-	-	-	-	-	-	-	-	-	-	-	-	-	-	-	-	-	-	-	-
-	-	-	-	-	-	-	-	-	-	-	-	-	-	-	-	-	-	-	-	-	-
-	-	-	-	-	-	-	-	-	-	-	-	-	-	-	-	-	-	-	-	-	-
-	-	-	-	-	-	-	-	-	-	-	-	-	-	-	-	-	-	-	-	-	-
-	-	-	-	-	-	-	-	-	-	-	-	-	-	-	-	-	-	-	-	-	-
-	-	-	-	-	-	-	-	-	-	-	-	-	-	-	-	-	-	-	-	-	-
-	-	-	-	-	-	-	-	-	-	-	-	-	-	-	-	-	-	-	-	-	-
-	-	-	-	-	-	-	-	-	-	-	-	-	-	-	-	-	-	-	-	-	-
-	-	-	-	-	-	-	-	-	-	-	-	-	-	-	-	-	-	-	-	-	-
-	-	-	-	-	-	-	-	-	-	-	-	-	-	-	-	-	-	-	-	-	-
-	-	-	-	-	-	-	-	-	-	-	-	-	-	-	-	-	-	-	-	-	-
-	-	-	-	-	-	-	-	-	-	-	-	-	-	-	-	-	-	-	-	-	-
-	-	-	-	-	-	-	-	-	-	-	-	-	-	-	-	-	-	-	-	-	-
-	-	-	-	-	-	-	-	-	-	-	-	-	-	-	-	-	-	-	-	-	-
-	-	-	-	-	-	-	-	-	-	-	-	-	-	-	-	-	-	-	-	-	-
-	-	-	-	-	-	-	-	-	(9,748,482)	(10,248,287)	(10,216,520)	(10,467,223)	(10,556,920)	(10,124,344)	(10,216,170)	(10,319,509)	(12,852,350)	(10,835,169)	(12,178,051)	(9,476,129)	(127,239,152)
-	-	-	-	-	-	-	-	-	-	-	-	-	-	-	-	-	-	-	-	-	-
-	-	-	-	-	-	-	-	-	-	-	-	-	-	-	-	-	-	-	-	-	-
-	-	-	-	-	-	-	-	-	-	-	-	-	-	-	-	-	-	-	-	-	-
-	-	-	-	-	-	-	-	-	-	-	-	-	-	-	-	-	-	-	-	-	-

-	-	-	-	-	-	-	-	-	-	-	-	-	-	-	-	-	-	-	-	-	-	-
-	-	-	-	-	-	-	-	-	-	-	-	-	-	-	-	-	-	-	-	-	-	-
-	-	-	-	-	-	-	-	-	-	-	-	-	-	-	-	-	-	-	-	-	-	-
-	-	-	-	-	-	-	-	-	-	-	-	-	-	-	-	-	-	-	-	-	-	-
-	-	-	-	-	-	-	-	-	-	-	-	-	-	-	-	-	-	-	-	-	-	-
-	-	-	-	-	-	-	-	-	-	-	-	-	-	-	-	-	-	-	-	-	-	-
1,375	1,375	1,475	1,375	1,375	1,475	1,375	1,379	20,800	2,065	2,065	3,465	2,965	2,792	2,065	2,065	2,065	2,065	2,065	2,065	2,065	2,459	28,197
-	-	-	-	-	-	-	-	-	-	-	-	-	-	-	-	-	-	-	-	-	-	-
-	-	-	-	-	-	-	-	-	-	-	-	-	-	-	-	-	-	-	-	-	-	-
-	-	-	-	-	-	-	-	-	-	-	-	-	-	-	-	-	-	-	-	-	-	-
-	-	-	-	-	-	-	-	-	-	-	-	-	-	-	-	-	-	-	-	-	-	-
-	-	-	-	-	-	-	-	-	-	-	-	-	-	-	-	-	-	-	-	-	-	-
-	-	-	-	-	-	-	-	-	-	-	-	-	-	-	-	-	-	-	-	-	-	-
-	-	-	-	-	-	-	-	-	-	-	-	-	-	-	-	-	-	-	-	-	-	-
-	-	-	-	-	-	-	-	-	-	-	-	-	-	-	-	-	-	-	-	-	-	-
-	-	-	-	-	-	-	-	-	-	-	-	-	-	-	-	-	-	-	-	-	-	-
-	-	-	-	-	-	-	-	-	-	-	-	-	-	-	-	-	-	-	-	-	-	-
-	-	-	-	-	-	-	-	-	-	-	-	-	-	-	-	-	-	-	-	-	-	-
-	-	-	-	-	-	-	-	-	-	-	-	-	-	-	-	-	-	-	-	-	-	-
-	-	-	-	-	-	-	-	-	-	-	-	-	-	-	-	-	-	-	-	-	-	-
-	-	-	-	-	-	-	-	-	-	-	-	-	-	-	-	-	-	-	-	-	-	-
-	-	-	-	-	-	-	-	-	-	-	-	-	-	-	-	-	-	-	-	-	-	-
-	-	-	-	-	-	-	-	-	-	-	-	-	-	-	-	-	-	-	-	-	-	-
-	-	-	-	-	-	-	-	-	-	-	-	-	-	-	-	-	-	-	-	-	-	-
-	-	-	-	-	-	-	-	-	-	-	-	-	-	-	-	-	-	-	-	-	-	-
-	-	-	-	-	-	-	-	-	-	-	-	-	-	-	-	-	-	-	-	-	-	-
-	-	-	-	-	-	-	-	-	-	-	-	-	-	-	-	-	-	-	-	-	-	-
-	-	-	-	-	-	-	-	-	-	-	-	-	-	-	-	-	-	-	-	-	-	-
-	-	-	-	-	-	-	-	-	-	-	-	-	-	-	-	-	-	-	-	-	-	-
-	-	-	-	-	-	-	-	-	-	-	-	-	-	-	-	-	-	-	-	-	-	-
-	-	-	-	-	-	-	-	-	-	-	-	-	-	-	-	-	-	-	-	-	-	-
-	-	-	-	-	-	-	-	-	-	-	-	-	-	-	-	-	-	-	-	-	-	-
-	-	-	-	-	-	-	-	-	-	-	-	-	-	-	-	-	-	-	-	-	-	-
-	-	-	-	-	-	-	-	-	-	-	-	-	-	-	-	-	-	-	-	-	-	-
-	-	-	-	-	-	-	-	-	-	-	-	-	-	-	-	-	-	-	-	-	-	-
-	-	-	-	-	-	-	-	-	-	-	-	-	-	-	-	-	-	-	-	-	-	-
-	-	-	-	-	-	-	-	-	-	-	-	-	-	-	-	-	-	-	-	-	-	-
-	-	-	-	-	-	-	-	-	-	-	-	-	-	-	-	-	-	-	-	-	-	-
-	-	-	-	-	-	-	-	-	-	-	-	-	-	-	-	-	-	-	-	-	-	-
-	-	-	-	-	-	-	-	-	-	-	-	-	-	-	-	-	-	-	-	-	-	-
1,375	1,375	1,475	1,375	1,375	1,475	1,375	1,379	20,800	(9,746,417)	(10,246,222)	(10,213,055)	(10,464,258)	(10,554,129)	(10,122,279)	(10,214,105)	(10,317,444)	(12,850,285)	(10,833,104)	(12,175,987)	(9,473,671)	(127,210,955)
-	-	-	-	-	-	-	-	-	-	-	-	-	-	-	-	-	-	-	-	-	-	-
1,254,492	1,477,425	1,425,956	1,398,658	1,395,907	1,362,239	1,265,428	1,388,756	16,158,190	13,318,280	11,779,133	12,328,993	13,302,805	11,188,428	13,259,951	12,834,152	15,515,008	9,979,808	16,012,653	8,340,328	11,781,209	149,640,746
(2,813,867)	(3,250,268)	(3,183,729)	(3,398,320)	(2,838,859)	(3,460,369)	(2,530,997)	(3,000,918)	(36,628,852)	-	-	-	-	-	-	-	-	-	-	-	-	-
-	-	-	-	-	-	-	-	-	(989,536)	(868,071)	(910,972)	(986,322)	(821,385)	(984,456)	(952,545)	(1,158,918)	(724,595)	(1,201,622)	(594,751)	(869,981)	(11,063,154)
-	-	-	-	-	-	-	-	-	(776,441)	(679,194)	(713,220)	(773,312)	(641,826)	(773,523)	(746,692)	(912,923)	(561,033)	(947,581)	(456,206)	(680,137)	(8,662,088)
-	-	-	-	-	-	-	-	-	(1,049,885)	(918,174)	(963,979)	(1,045,801)	(867,879)	(1,048,655)	(1,009,859)	(1,231,514)	(760,502)	(1,278,224)	(620,341)	(920,095)	(11,714,907)
-	-	-	-	-	-	-	-	-	(1,223,534)	(1,076,475)	(1,128,209)	(1,221,577)	(1,016,137)	(1,215,644)	(1,178,375)	(1,424,106)	(899,629)	(1,476,099)	(744,555)	(1,077,977)	(13,682,314)
-	-	-	-	-	-	-	-	-	-	-	-	-	-	-	-	-	-	-	-	-	-
-	-	-	-	-	-	-	-	-	-	-	-	-	-	-	-	-	-	-	-	-	-
-	-	-	-	-	-	-	-	-	-	-	-	-	-	-	-	-	-	-	-	-	-
-	-	-	-	-	-	-	-	-	(5,488,501)	(4,817,074)	(5,051,965)	(5,473,000)	(4,549,635)	(5,464,898)	(5,285,942)	(6,459,258)	(4,000,666)	(6,685,152)	(3,252,525)	(4,805,082)	(61,333,698)
-	-	-	-	-	-	-	-	-	(847,692)	(744,150)	(780,521)	(845,487)	(704,903)	(846,559)	(816,860)	(989,662)	(625,307)	(1,025,563)	(515,992)	(746,008)	(9,488,703)
-	-	-	-	-	-	-	-	-	(2,993,573)	(2,731,034)	(2,866,106)	(3,011,757)	(2,652,483)	(3,007,052)	(2,898,001)	(3,379,219)	(2,495,931)	(3,438,015)	(2,217,028)	(2,794,215)	(34,484,415)
-	-	-	-	-	-	-	-	-	(50,617)	(44,144)	(46,681)	(50,000)	(41,134)	(46,318)	(48,090)	(58,482)	(39,208)	(56,886)	(36,088)	(45,676)	(563,322)
-	-	-	-	-	-	-	-	-	(5,436)	(4,843)	(4,996)	(5,436)	(4,624)	(5,647)	(5,322)	(6,213)	(4,418)	(6,389)	(3,835)	(4,782)	(61,940)
-	-	-	-	-	-	-	-	-	-	-	-	-	-	-	-	-	-	-	-	-	-
-	-	-	-	-	-	-	-	-	(4,398)	(3,947)	(4,091)	(4,425)	(3,773)	(4,442)	(4,299)	(5,053)	(3,580)	(5,215)	(3,098)	(3,871)	(50,193)
-	-	-	-	-	-	-	-	-	(52,482)	(46,353)	(48,297)	(51,991)	(42,982)	(48,733)	(50,407)	(60,045)	(40,994)	(59,471)	(37,362)	(47,047)	(586,162)
-	-	-	-	-	-	-	-	-	-	-	-	-	-	-	-	-	-	-	-	-	-
-	-	-	-	-	-	-	-	-	-	-	-	-	-	-	-	-	-	-	-	-	-
-	-	-	-	-	-	-	-	-	-	-	-	-	-	-	-	-	-	-	-	-	-
-	-	-	-	-	-	-	-	-	-	-	-	-	-	-	-	-	-	-	-	-	-
-	-	-	-	-	-	-	-	-	-	-	-	-	-	-	-	-	-	-	-	-	-
-	-	-	-	-	-	-	-	-	-	-	-	-	-	-	-	-	-	-	-	-	-
-	-	-	-	-	-	-	-	-	-	-	-	-	-	-	-	-	-	-	-	-	-
-	-	-	-	-	-	-	-	-	-	-	-	-	-	-	-	-	-	-	-	-	-
-	-	-	-	-	-	-	-	-	-	-	-	-	-	-	-	-	-	-	-	-	-
-	-	-	-	-	-	-	-	-	-	-	-	-	-	-	-	-	-	-	-	-	-
-	-	-	-	-	-	-	-	-	-	-	-	-	-	-	-	-	-	-	-	-	-
-	-	-	-	-	-	-	-	-	-	-	-	-	-	-	-	-	-	-	-	-	-
-	-	-	-	-	-	-	-	-	-	-	-	-	-	-	-	-	-	-	-	-	-
-	-	-	-	-	-	-	-	-	-	-	-	-	-	-	-	-	-	-	-	-	-
-	-	-	-	-	-	-	-	-	-	-	-	-	-	-	-	-	-	-	-	-	-
-	-	-	-	-	-	-	-	-	-	-	-	-	-	-	-	-	-	-	-	-	-
-	-	-	-	-	-	-	-	-	-	-	-	-	-	-	-	-	-	-	-	-	-
-	-	-	-	-	-	-	-	-	-	-	-	-	-	-	-	-	-	-	-	-	-
-	-	-	-	-	-	-	-	-	-	-	-	-	-	-	-	-	-	-	-	-	-

-	-	-	-	-	-	-	-	-	-	-	-	-	-	-	-	-	-	-	-	-	-
-	-	-	-	-	-	-	-	-	-	-	-	-	-	-	-	-	-	-	-	-	-
-	-	-	-	-	-	-	-	-	-	-	-	-	-	-	-	-	-	-	-	-	-
-	-	-	-	-	-	-	-	-	-	-	-	-	-	-	-	-	-	-	-	-	-
-	-	-	-	-	-	-	-	-	-	-	-	-	-	-	-	-	-	-	-	-	-
-	-	-	-	-	-	-	-	-	-	-	-	-	-	-	-	-	-	-	-	-	-
-	-	-	-	-	-	-	-	-	-	-	-	-	-	-	-	-	-	-	-	-	-
-	-	-	-	-	-	-	-	-	-	-	-	-	-	-	-	-	-	-	-	-	-
-	-	-	-	-	-	-	-	-	-	-	-	-	-	-	-	-	-	-	-	-	-
-	-	-	-	-	-	-	-	-	-	-	-	-	-	-	-	-	-	-	-	-	-
-	-	-	-	-	-	-	-	-	-	-	-	-	-	-	-	-	-	-	-	-	-
-	-	-	-	-	-	-	-	-	-	-	-	-	-	-	-	-	-	-	-	-	-
-	-	-	-	-	-	-	-	-	-	-	-	-	-	-	-	-	-	-	-	-	-
-	-	-	-	-	-	-	-	-	-	-	-	-	-	-	-	-	-	-	-	-	-
-	-	-	-	-	-	-	-	-	-	-	-	-	-	-	-	-	-	-	-	-	-
-	-	-	-	-	-	-	-	-	-	-	-	-	-	-	-	-	-	-	-	-	-
-	-	-	-	-	-	-	-	-	-	-	-	-	-	-	-	-	-	-	-	-	-
124,960	135,100	136,720	148,125	141,456	155,329	125,886	140,475	1,691,275	-	-	-	-	-	-	-	-	-	-	-	-	-
412,217	426,255	448,964	449,548	418,609	463,444	410,618	427,794	5,250,318	-	-	-	-	-	-	-	-	-	-	-	-	-
-	-	-	-	-	-	-	-	-	-	-	-	-	-	-	-	-	-	-	-	-	-
114,336	120,101	132,043	131,420	119,471	141,114	117,163	122,207	1,521,484	-	-	-	-	-	-	-	-	-	-	-	-	-
-	-	-	-	-	-	-	-	-	-	-	-	-	-	-	-	-	-	-	-	-	-
126,241	132,151	153,691	147,853	136,270	150,516	133,546	153,957	1,679,873	-	-	-	-	-	-	-	-	-	-	-	-	-
226,976	205,103	177,346	171,338	171,469	353,322	72,270	75,518	2,300,598	-	-	-	-	-	-	-	-	-	-	-	-	-
587,027	596,783	626,408	635,422	627,012	656,881	632,098	637,649	7,420,839	-	-	-	-	-	-	-	-	-	-	-	-	-
51,158	51,158	51,158	51,158	51,158	51,158	51,158	51,158	613,901	-	-	-	-	-	-	-	-	-	-	-	-	-
-	-	-	-	-	-	-	-	-	-	-	-	-	-	-	-	-	-	-	-	-	-
-	-	-	-	-	-	-	-	-	-	-	-	-	-	-	-	-	-	-	-	-	-
100,104	234,869	151,084	113,712	83,968	175,456	90,067	85,795	1,541,013	-	-	-	-	-	-	-	-	-	-	-	-	-
-	-	-	-	-	-	-	-	-	-	-	-	-	-	-	-	-	-	-	-	-	-
51,697	53,997	70,615	77,840	55,044	67,724	51,308	66,089	736,972	-	-	-	-	-	-	-	-	-	-	-	-	-
-	-	-	-	-	-	-	-	-	-	-	-	-	-	-	-	-	-	-	-	-	-
-	-	-	-	-	-	-	-	-	-	-	-	-	-	-	-	-	-	-	-	-	-
-	-	-	-	-	-	-	-	-	-	-	-	-	-	-	-	-	-	-	-	-	-
29,932	30,452	31,354	38,958	30,941	35,584	29,983	30,548	399,268	-	-	-	-	-	-	-	-	-	-	-	-	-
498,462	498,932	499,218	499,245	498,940	500,306	501,496	500,030	5,990,879	-	-	-	-	-	-	-	-	-	-	-	-	-
65,416	70,173	70,592	314,842	150,999	177,785	36,868	38,379	1,212,254	-	-	-	-	-	-	-	-	-	-	-	-	-
-	-	-	-	-	-	-	-	-	-	-	-	-	-	-	-	-	-	-	-	-	-
(1,012,808)	(971,933)	(985,749)	(990,781)	(1,232,777)	(1,040,998)	(1,171,053)	(908,980)	(12,236,085)	-	-	-	-	-	-	-	-	-	-	-	-	-
-	-	-	-	-	-	-	-	-	-	-	-	-	-	-	-	-	-	-	-	-	-
64	88	302	64	88	64	64	87	4,775	-	-	-	-	-	-	-	-	-	-	-	-	-
-	-	-	-	-	-	-	-	-	-	-	-	-	-	-	-	-	-	-	-	-	-
-	-	-	-	-	-	-	-	-	-	-	-	-	-	-	-	-	-	-	-	-	-
-	-	-	-	-	-	-	-	-	-	-	-	-	-	-	-	-	-	-	-	-	-
-	-	-	-	-	-	-	-	-	-	-	-	-	-	-	-	-	-	-	-	-	-
-	-	-	-	-	-	-	-	-	-	-	-	-	-	-	-	-	-	-	-	-	-
-	-	-	-	-	-	-	-	-	-	-	-	-	-	-	-	-	-	-	-	-	-
142,236	147,564	149,767	164,030	148,493	165,063	142,379	147,299	1,812,831	-	-	-	-	-	-	-	-	-	-	-	-	-
-	-	-	-	-	-	-	-	-	-	-	-	-	-	-	-	-	-	-	-	-	-
41,358	42,051	44,257	46,888	41,811	45,382	41,718	44,158	530,466	-	-	-	-	-	-	-	-	-	-	-	-	-
(1,254,492)	(1,477,425)	(1,425,956)	(1,398,658)	(1,395,907)	(1,362,239)	(1,265,428)	(1,388,756)	(16,158,190)	(13,482,095)	(11,933,458)	(12,519,036)	(13,469,108)	(11,346,760)	(13,445,926)	(12,996,391)	(15,685,391)	(10,155,862)	(16,180,218)	(8,481,781)	(11,994,872)	(151,690,897)
(1,254,492)	(1,477,425)	(1,425,956)	(1,398,658)	(1,395,907)	(1,362,239)	(1,265,428)	(1,388,756)	(16,158,190)	(13,482,095)	(11,933,458)	(12,519,036)	(13,469,108)	(11,346,760)	(13,445,926)	(12,996,391)	(15,685,391)	(10,155,862)	(16,180,218)	(8,481,781)	(11,994,872)	(151,690,897)
(0)	(0)	(0)	(0)	(0)	(0)	(0)	0	(0)	(163,815)	(154,325)	(190,044)	(166,304)	(158,332)	(185,975)	(162,239)	(170,383)	(176,054)	(167,564)	(141,453)	(213,663)	(2,050,151)
-	-	-	-	-	-	-	-	-	-	-	-	-	-	-	-	-	-	-	-	-	-
(0)	(0)	(0)	(0)	(0)	(0)	(0)	0	(0)	(163,815)	(154,325)	(190,044)	(166,304)	(158,332)	(185,975)	(162,239)	(170,383)	(176,054)	(167,564)	(141,453)	(213,663)	(2,050,151)

Call Center Division - 012DIV												
Oct 24	Nov 24	Dec 24	Jan 25	Feb 25	Mar 25	Apr 25	May 25	Jun 25	Jul 25	Aug 25	Sep 25	FY25
2,941,272	4,206,392	2,858,791	2,915,432	2,929,528	2,905,249	2,874,184	4,262,010	2,832,213	2,815,340	2,804,060	2,800,055	37,144,528
40,893	37,337	39,435	40,893	35,559	37,337	39,115	39,115	37,337	40,893	37,337	39,115	464,363
(40,893)	(37,337)	(39,435)	(40,893)	(35,559)	(37,337)	(39,115)	(39,115)	(37,337)	(40,893)	(37,337)	(39,115)	(464,363)
-	-	-	-	-	-	-	-	-	-	-	-	-
-	-	-	-	-	-	-	-	-	-	-	-	-
-	-	-	-	-	-	-	-	-	-	-	-	-
-	-	-	-	-	-	-	-	-	-	-	-	-
283,576	(1,261,875)	305,859	461,142	(6,623)	126,723	269,392	(1,150,379)	142,821	413,417	137,149	278,799	(0)
-	-	-	-	-	-	-	-	-	-	-	-	-
-	-	-	-	-	-	-	-	-	-	-	-	-
-	-	-	-	-	-	-	-	-	-	-	-	-
-	-	-	-	-	-	-	-	-	-	-	-	-
-	-	-	-	-	-	-	-	-	-	-	-	-
-	-	-	-	-	-	-	-	-	-	-	-	-
-	-	-	-	-	-	-	-	-	-	-	-	-
-	-	-	-	-	-	-	-	-	-	-	-	-
3,224,848	2,944,517	3,164,650	3,376,574	2,922,905	3,031,972	3,143,576	3,111,632	2,975,034	3,228,757	2,941,210	3,078,854	37,144,528
-	-	-	-	-	-	-	-	-	-	-	-	-
-	-	-	-	-	-	-	-	-	-	-	-	-
59,035	53,903	57,933	61,812	53,507	55,504	57,547	56,962	54,461	59,106	53,842	56,362	679,974
56,575	51,657	55,519	59,237	51,278	53,191	55,149	54,589	52,192	56,643	51,599	54,014	651,641
-	-	-	-	-	-	-	-	-	-	-	-	-
-	-	-	-	-	-	-	-	-	-	-	-	-
-	-	-	-	-	-	-	-	-	-	-	-	-
-	-	-	-	-	-	-	-	-	-	-	-	-
-	-	-	-	-	-	-	-	-	-	-	-	-
-	-	-	-	-	-	-	-	-	-	-	-	-
-	-	-	-	-	-	-	-	-	-	-	-	-
-	-	-	-	-	-	-	-	-	-	-	-	-
-	-	-	-	-	-	-	-	-	-	-	-	-
-	-	-	-	-	-	-	-	-	-	-	-	-
-	-	-	-	-	-	-	-	-	-	-	-	-
-	-	-	-	-	-	-	-	-	-	-	-	-
-	-	-	-	-	-	-	-	-	-	-	-	-
-	-	-	-	-	-	-	-	-	-	-	-	-
-	-	-	-	-	-	-	-	-	-	-	-	-
-	-	-	-	-	-	-	-	-	-	-	-	-
-	-	-	-	-	-	-	-	-	-	-	-	-
-	-	-	-	-	-	-	-	-	-	-	-	-
-	-	-	-	-	-	-	-	-	-	-	-	-
-	-	-	-	-	-	-	-	-	-	-	-	-
555,412	507,131	545,044	581,543	503,408	522,193	541,414	535,913	512,387	556,085	506,561	530,267	6,397,358
-	-	-	-	-	-	-	-	-	-	-	-	-
-	-	-	-	-	-	-	-	-	-	-	-	-
-	-	-	-	-	-	-	-	-	-	-	-	-
145,838	133,160	143,116	152,699	132,183	137,115	142,163	140,718	134,540	146,015	133,011	139,236	1,679,794
-	-	-	-	-	-	-	-	-	-	-	-	-
-	-	-	-	-	-	-	-	-	-	-	-	-
-	-	-	-	-	-	-	-	-	-	-	-	-
-	-	-	-	-	-	-	-	-	-	-	-	-
-	-	-	-	-	-	-	-	-	-	-	-	-
61,332	56,000	60,187	64,217	55,589	57,663	59,786	59,179	56,581	61,406	55,937	58,555	706,433
-	-	-	-	-	-	-	-	-	-	-	-	-
-	-	-	-	-	-	-	-	-	-	-	-	-
4,837	4,417	4,747	5,065	4,384	4,548	4,715	4,667	4,463	4,843	4,412	4,618	55,717
-	-	-	-	-	-	-	-	-	-	-	-	-
-	-	-	-	-	-	-	-	-	-	-	-	-
19,782	18,063	19,413	20,713	17,930	18,599	19,284	19,088	18,250	19,806	18,042	18,887	227,855
-	-	-	-	-	-	-	-	-	-	-	-	-
-	-	-	-	-	-	-	-	-	-	-	-	-
-	-	-	-	-	-	-	-	-	-	-	-	-
-	-	-	-	-	-	-	-	-	-	-	-	-
-	-	-	-	-	-	-	-	-	-	-	-	-
-	-	-	-	-	-	-	-	-	-	-	-	-
(87,185)	(79,606)	(85,558)	(91,287)	(79,022)	(81,971)	(84,988)	(84,124)	(80,431)	(87,291)	(79,517)	(83,238)	(1,004,220)
-	-	-	-	-	-	-	-	-	-	-	-	-
-	-	-	-	-	-	-	-	-	-	-	-	-
(26,238)	(23,957)	(25,748)	(27,472)	(23,781)	(24,668)	(25,576)	(25,316)	(24,205)	(26,269)	(23,930)	(25,050)	(302,211)
-	-	-	-	-	-	-	-	-	-	-	-	-

-	-	-	-	-	-	-	-	-	-	-	-	-
-	-	-	-	-	-	-	-	-	-	-	-	-
-	-	-	-	-	-	-	-	-	-	-	-	-
789,387	720,767	774,652	826,527	715,477	742,174	769,493	761,674	728,237	790,344	719,957	753,650	9,092,340
-	-	-	-	-	-	-	-	-	-	-	-	-
-	-	-	-	-	-	-	-	-	-	-	-	-
-	-	-	-	-	-	-	-	-	-	-	-	-
-	-	-	-	-	-	-	-	-	-	-	-	-
6,061	5,367	2,224	2,196	3,076	5,305	7,836	8,273	5,036	5,430	7,098	4,947	62,849
-	-	-	-	-	-	-	-	-	-	-	-	-
-	-	-	-	-	-	-	-	-	-	-	-	-
-	-	-	-	-	-	-	-	-	-	-	-	-
-	-	-	-	-	-	-	-	-	-	-	-	-
-	-	-	-	-	-	-	-	-	-	-	-	-
-	-	-	-	-	-	-	-	-	-	-	-	-
-	-	-	-	-	-	-	-	-	-	-	-	-
-	-	-	-	-	-	-	-	-	-	-	-	-
-	-	-	-	-	-	-	-	-	-	-	-	-
-	-	-	-	-	-	-	-	-	-	-	-	-
-	-	-	-	-	-	-	-	-	-	-	-	-
-	-	-	-	-	-	-	-	-	-	-	-	-
-	-	-	-	-	-	-	-	-	-	-	-	-
-	-	-	-	-	-	-	-	-	-	-	-	-
-	-	-	-	-	-	-	-	-	-	-	-	-
183,356	231,892	288,517	334,356	293,909	248,070	207,624	183,356	183,356	541,980	-	-	2,696,417
-	-	-	-	-	-	-	-	-	-	-	-	-
-	-	-	-	-	-	-	-	-	-	-	-	-
-	-	-	-	-	-	-	-	-	-	-	-	-
-	-	-	-	-	-	-	-	-	-	-	-	-
-	-	-	-	-	-	-	-	-	-	-	-	-
14,331	13,868	14,331	14,331	12,944	14,331	13,868	73,784	21,208	69,606	-	-	262,601
3,435	3,324	14,978	2,639	2,384	2,639	2,554	71,741	2,383	7,308	-	-	113,386
-	-	-	-	-	-	-	-	-	-	-	-	-
222	20,339	311	311	281	311	301	311	301	923	-	-	23,611
-	-	-	-	-	-	-	-	-	-	-	-	-
-	-	-	-	-	-	-	-	-	-	-	-	-
-	-	-	-	-	-	-	-	-	-	-	-	-
-	-	-	-	-	-	-	-	-	-	-	-	-
-	-	-	-	-	-	-	-	-	-	-	-	-
-	-	-	-	-	-	-	-	-	-	-	-	-
-	-	-	-	-	-	-	-	-	-	-	-	-
-	-	-	-	-	-	-	-	-	-	-	-	-
-	-	-	-	-	-	-	-	-	-	-	-	-
9,200	9,200	9,200	9,200	9,200	9,200	9,200	9,200	9,200	9,200	9,200	9,200	110,400
216,606	283,990	329,561	363,033	321,795	279,856	241,383	346,665	221,484	634,447	16,298	14,147	3,269,264
-	-	-	-	-	-	-	-	-	-	-	-	-
-	-	-	-	-	-	-	-	-	-	-	-	-
-	-	-	-	-	-	-	-	-	-	-	-	-
-	-	-	-	-	-	-	-	-	-	-	-	-
-	-	-	-	-	-	-	-	-	-	-	-	-
-	-	-	-	-	-	-	-	-	-	-	-	-
-	-	-	-	-	-	-	-	-	-	-	-	-
-	-	-	-	-	-	-	-	-	-	-	-	-
-	-	-	-	-	-	-	-	-	-	-	-	-
-	-	-	-	-	-	-	-	-	-	-	-	-
-	-	-	-	-	-	-	-	-	-	-	-	-
-	-	-	-	-	-	-	-	-	-	-	-	-
-	-	-	-	-	-	-	-	-	-	-	-	-
-	-	-	-	-	-	-	-	-	-	-	-	-
12,000	12,000	12,000	12,000	22,000	22,000	22,000	22,000	22,000	12,000	12,000	12,000	194,000
-	-	-	-	-	-	-	-	-	-	-	-	-
-	-	-	-	-	-	-	-	-	-	-	-	-
-	-	-	-	-	-	-	-	-	-	-	-	-
-	-	-	-	-	-	-	-	-	-	-	-	-
95,000	95,000	95,000	95,000	95,000	95,000	95,000	95,000	95,000	95,000	95,000	95,000	1,140,000
-	-	-	-	-	-	-	-	-	-	-	-	-
-	-	-	-	-	-	-	-	-	-	-	-	-
-	-	-	-	-	-	-	-	-	-	-	-	-
55,958	55,833	55,833	55,958	55,833	55,833	55,958	55,833	55,833	55,958	55,833	55,837	670,500
-	-	-	-	-	-	-	-	-	-	-	-	-
-	-	-	-	-	-	-	-	-	-	-	-	-
-	-	-	-	-	-	-	-	-	-	-	-	-
-	-	-	-	-	-	-	-	-	-	-	-	-
-	-	-	-	-	-	-	-	-	-	-	-	-
-	-	-	-	-	-	-	-	-	-	-	-	-

-	-	-	-	-	-	-	-	-	-	-	-	-
18,800	18,600	18,600	18,600	18,500	18,600	18,500	18,600	18,600	18,600	18,600	18,600	223,200
-	-	-	-	-	-	-	-	-	-	-	-	-
-	-	-	-	-	-	-	-	-	-	-	-	-
-	-	-	-	-	-	-	-	-	-	-	-	-
-	-	-	-	-	-	-	-	-	-	-	-	-
-	-	-	-	-	-	-	-	-	-	-	-	-
-	-	-	-	-	-	-	-	-	-	-	-	-
-	-	-	-	-	-	-	-	-	-	-	-	-
181,758	181,433	181,433	181,558	191,333	191,433	191,458	191,433	191,433	181,558	181,433	181,437	2,227,700
-	-	-	-	-	-	-	-	-	-	-	-	-
1,000	1,000	1,000	1,000	1,000	1,000	1,000	1,000	1,000	1,000	1,000	1,000	12,000
-	-	-	-	-	-	-	-	-	-	-	-	-
500	500	500	500	500	500	500	500	500	500	500	500	6,000
-	-	-	-	-	-	-	-	-	-	-	-	-
-	-	-	-	-	-	-	-	-	-	-	-	-
-	-	-	-	-	-	-	-	-	-	-	-	-
-	-	-	-	-	-	-	-	-	-	-	-	-
-	-	-	-	-	-	-	-	-	-	-	-	-
-	-	-	-	-	-	-	-	-	-	-	-	-
-	-	-	-	-	-	-	-	-	-	-	-	-
-	-	-	-	-	-	-	-	-	-	-	-	-
-	-	-	-	-	-	-	-	-	-	-	-	-
-	-	-	-	-	-	-	-	-	-	-	-	-
-	-	-	-	-	-	-	-	-	-	-	-	-
-	-	-	-	-	-	-	-	-	-	-	-	-
-	-	-	-	-	-	-	-	-	-	-	-	-
-	-	-	-	-	-	-	-	-	-	-	-	-
-	-	-	-	-	-	-	-	-	-	-	-	-
-	-	-	-	-	-	-	-	-	-	-	-	-
-	-	-	-	-	-	-	-	-	-	-	-	-
-	-	-	-	-	-	-	-	-	-	-	-	-
-	-	-	-	-	-	-	-	-	-	-	-	-
-	-	-	-	-	-	-	-	-	-	-	-	-
-	-	-	-	-	-	-	-	-	-	-	-	-
-	-	-	-	-	-	-	-	-	-	-	-	-
1,500	1,500	1,500	1,500	1,500	1,500	1,500	1,500	1,500	1,500	1,500	1,500	18,000
-	-	-	-	-	-	-	-	-	-	-	-	-
-	-	-	-	-	-	-	-	-	-	-	-	-
-	-	-	-	-	-	-	-	-	-	-	-	-
-	-	-	-	-	-	-	-	-	-	-	-	-
296	296	296	296	296	296	296	296	296	296	296	294	3,550
-	-	-	-	-	-	-	-	-	-	-	-	-
-	-	-	-	-	-	-	-	-	-	-	-	-
-	-	-	-	-	-	-	-	-	-	-	-	-
-	-	-	-	-	-	-	-	-	-	-	-	-
-	-	-	-	-	-	-	-	-	-	-	-	-
-	-	-	-	-	-	-	-	-	-	-	-	-
-	-	-	-	-	-	-	-	-	-	-	-	-
-	-	-	-	-	-	-	-	-	-	-	-	-
-	-	-	-	-	-	-	-	-	-	-	-	-
-	-	-	-	-	-	-	-	-	-	-	-	-
-	-	-	-	-	-	-	-	-	-	-	-	-
-	-	-	-	-	-	-	-	-	-	-	-	-
4,250	4,250	4,250	4,250	4,250	4,250	4,250	4,250	4,250	4,250	4,250	4,250	51,000
-	-	-	-	-	-	-	-	-	-	-	-	-
-	-	-	-	-	-	-	-	-	-	-	-	-
-	-	-	-	-	-	-	-	-	-	-	-	-
4,546	4,546	4,546	4,546	4,546	4,546	4,546	4,546	4,546	4,546	4,546	4,544	54,550
-	-	-	-	-	-	-	-	-	-	-	-	-
-	-	-	-	-	-	-	-	-	-	-	-	-
-	-	-	-	-	-	-	-	-	-	-	-	-
-	-	-	-	-	-	-	-	-	-	-	-	-
570,735	592,662	592,804	603,737	602,887	603,056	621,406	598,743	598,743	602,886	652,035	602,335	7,242,028
-	-	-	-	-	-	-	-	-	-	-	-	-
-	-	-	-	-	-	-	-	-	-	-	-	-
-	-	-	-	-	-	-	-	-	-	-	-	-
28,064	1,942	1,942	2,147	1,942	1,942	2,147	1,942	1,942	2,147	1,942	1,938	50,037
598,799	594,604	594,746	605,884	604,829	604,998	623,553	600,685	600,685	605,033	653,977	604,273	7,292,065
5,824	5,824	5,824	5,824	5,824	5,824	5,824	5,824	5,824	5,824	5,824	5,831	69,895
-	-	-	-	-	-	-	-	-	-	-	-	-
18,485	18,485	18,485	18,485	20,485	20,485	20,485	18,485	18,485	18,485	18,485	18,489	227,824
-	-	-	-	-	-	-	-	-	-	-	-	-
242	242	242	242	242	242	242	242	242	242	242	238	2,900

-	-	-	-	-	-	-	-	-	-	-	-	-
1,858	833	833	1,858	833	833	1,858	833	833	1,858	833	837	14,100
-	-	-	-	-	-	-	-	-	-	-	-	-
-	-	-	-	-	-	-	-	-	-	-	-	-
-	-	-	-	-	-	-	-	-	-	-	-	-
-	-	-	-	-	-	-	-	-	-	-	-	-
-	-	-	-	-	-	-	-	-	-	-	-	-
-	-	-	-	-	-	-	-	-	-	-	-	-
-	-	-	-	-	-	-	-	-	-	-	-	-
-	-	-	-	-	-	-	-	-	-	-	-	-
-	-	-	-	-	-	-	-	-	-	-	-	-
-	-	-	-	-	-	-	-	-	-	-	-	-
-	-	-	-	-	-	-	-	-	-	-	-	-
450	450	450	450	450	450	450	450	450	450	450	450	5,400
-	-	-	-	-	-	-	-	-	-	-	-	-
-	-	-	-	-	-	-	-	-	-	-	-	-
-	-	-	-	-	-	-	-	-	-	-	-	-
-	-	-	-	-	-	-	-	-	-	-	-	-
-	-	-	-	-	-	-	-	-	-	-	-	-
-	-	-	-	-	-	-	-	-	-	-	-	-
-	-	-	-	-	-	-	-	-	-	-	-	-
-	-	-	-	-	-	-	-	-	-	-	-	-
-	-	-	-	-	-	-	-	-	-	-	-	-
-	-	-	-	-	-	-	-	-	-	-	-	-
8,957	8,210	7,312	7,470	7,653	7,653	7,432	7,477	7,249	7,218	7,203	7,244	91,077
-	-	-	-	-	-	-	-	-	-	-	-	-
-	-	-	-	-	-	-	-	-	-	-	-	-
-	-	-	-	-	-	-	-	-	-	-	-	-
-	-	-	-	-	-	-	-	-	-	-	-	-
-	-	-	-	-	-	-	-	-	-	-	-	-
-	-	-	-	-	-	-	-	-	-	-	-	-
-	-	-	-	-	-	-	-	-	-	-	-	-
-	-	-	-	-	-	-	-	-	-	-	-	-
-	-	-	-	-	-	-	-	-	-	-	-	-
-	-	-	-	-	-	-	-	-	-	-	-	-
-	-	-	-	-	-	-	-	-	-	-	-	-
180	155	124	130	136	136	129	130	122	121	121	126	1,610
1,746	1,088	1,018	1,630	1,044	1,044	1,627	1,031	1,013	1,610	1,009	1,018	14,879
-	-	-	-	-	-	-	-	-	-	-	-	-
-	-	-	-	-	-	-	-	-	-	-	-	-
-	-	-	-	-	-	-	-	-	-	-	-	-
-	-	-	-	-	-	-	-	-	-	-	-	-
-	-	-	-	-	-	-	-	-	-	-	-	-
37,742	35,286	34,288	36,089	36,667	36,667	38,047	34,471	34,218	35,809	34,167	34,234	427,685
-	-	-	-	-	-	-	-	-	-	-	-	-
-	-	-	-	-	-	-	-	-	-	-	-	-
-	-	-	-	-	-	-	-	-	-	-	-	-
-	-	-	-	-	-	-	-	-	-	-	-	-
-	-	-	-	-	-	-	-	-	-	-	-	-
-	-	-	-	-	-	-	-	-	-	-	-	-
-	-	-	-	-	-	-	-	-	-	-	-	-
-	-	-	-	-	-	-	-	-	-	-	-	-
-	-	-	-	-	-	-	-	-	-	-	-	-
-	-	-	-	-	-	-	-	-	-	-	-	-
-	-	-	-	-	-	-	-	-	-	-	-	-
-	-	-	-	-	-	-	-	-	-	-	-	-
-	-	-	-	-	-	-	-	-	-	-	-	-
-	-	-	-	-	-	-	-	-	-	-	-	-
-	-	-	-	-	-	-	-	-	-	-	-	-
-	-	-	-	-	-	-	-	-	-	-	-	-
-	-	-	-	-	-	-	-	-	-	-	-	-
-	-	-	-	-	-	-	-	-	-	-	-	-
-	-	-	-	-	-	-	-	-	-	-	-	-
-	-	-	-	-	-	-	-	-	-	-	-	-
-	-	-	-	-	-	-	-	-	-	-	-	-
-	-	-	-	-	-	-	-	-	-	-	-	-
-	-	-	-	-	-	-	-	-	-	-	-	-
-	-	-	-	-	-	-	-	-	-	-	-	-
-	-	-	-	-	-	-	-	-	-	-	-	-
-	-	-	-	-	-	-	-	-	-	-	-	-
-	-	-	-	-	-	-	-	-	-	-	-	-
-	-	-	-	-	-	-	-	-	-	-	-	-
-	-	-	-	-	-	-	-	-	-	-	-	-
-	-	-	-	-	-	-	-	-	-	-	-	-

-	-	-	-	-	-	-	-	-	-	-	-	-
-	-	-	-	-	-	-	-	-	-	-	-	-
3,625	3,500	4,500	3,625	3,500	4,500	3,625	3,500	4,500	3,625	3,500	4,500	46,500
-	-	-	-	-	-	-	-	-	-	-	-	-
-	-	-	-	-	-	-	-	-	-	-	-	-
-	-	-	-	-	-	-	-	-	-	-	-	-
-	-	-	-	-	-	-	-	-	-	-	-	-
-	-	-	-	-	-	-	-	-	-	-	-	-
4,417	4,417	4,417	4,417	4,417	4,417	4,417	4,417	4,417	4,417	4,417	4,413	53,000
-	-	-	-	-	-	-	-	-	-	-	-	-
-	-	-	-	-	-	-	-	-	-	-	-	-
-	-	-	-	-	-	-	-	-	-	-	-	-
-	-	-	-	-	-	-	-	-	-	-	-	-
-	-	-	-	-	-	-	-	-	-	-	-	-
-	-	-	-	-	-	-	-	-	-	-	-	-
-	-	-	-	-	-	-	-	-	-	-	-	-
-	-	-	-	-	-	-	-	-	-	-	-	-
-	-	-	-	-	-	-	-	-	-	-	-	-
-	-	-	-	-	-	-	-	-	-	-	-	-
-	-	-	-	-	-	-	-	-	-	-	-	-
-	-	-	-	-	-	-	-	-	-	-	-	-
-	-	-	-	-	-	-	-	-	-	-	-	-
-	-	-	-	-	-	-	-	-	-	-	-	-
-	-	-	-	-	-	-	-	-	-	-	-	-
8,042	7,917	8,917	8,042	7,917	8,917	8,042	7,917	8,917	8,042	7,917	8,913	99,500
-	-	-	-	-	-	-	-	-	-	-	-	-
-	-	-	-	-	-	-	-	-	-	-	-	-
-	-	-	-	-	-	-	-	-	-	-	-	-
-	-	-	-	-	-	-	-	-	-	-	-	-
-	-	-	-	-	-	-	-	-	-	-	-	-
-	-	-	-	-	-	-	-	-	-	-	-	-
-	-	-	-	-	-	-	-	-	-	-	-	-
-	-	-	-	-	-	-	-	-	-	-	-	-
-	-	-	-	-	-	-	-	-	-	-	-	-
-	-	-	-	-	-	-	-	-	-	-	-	-
-	-	-	-	-	-	-	-	-	-	-	-	-
-	-	-	-	-	-	-	-	-	-	-	-	-
-	-	-	-	-	-	-	-	-	-	-	-	-
-	-	-	-	-	-	-	-	-	-	-	-	-
-	-	-	-	-	-	-	-	-	-	-	-	-
75,000	10,000	10,000	75,000	10,000	10,000	75,000	10,000	10,000	75,000	10,000	10,000	380,000
-	-	-	-	-	-	-	-	-	-	-	-	-
-	-	-	-	-	-	-	-	-	-	-	-	-
-	-	-	-	-	-	-	-	-	-	-	-	-
-	-	-	-	-	-	-	-	-	-	-	-	-
-	-	-	-	-	-	-	-	-	-	-	-	-
-	-	-	-	-	-	-	-	-	-	-	-	-
-	-	-	-	-	-	-	-	-	-	-	-	-
-	-	-	-	-	-	-	-	-	-	-	-	-
-	-	-	-	-	-	-	-	-	-	-	-	-
-	-	-	-	-	-	-	-	-	-	-	-	-
-	-	-	-	-	-	-	-	-	-	-	-	-
-	-	-	-	-	-	-	-	-	-	-	-	-
75,000	10,000	10,000	75,000	10,000	10,000	75,000	10,000	10,000	75,000	10,000	10,000	380,000
375	7,242	125	175	-	400	250	-	125	175	200	125	9,192
208	208	208	208	208	208	208	208	208	208	208	212	2,500
-	-	-	-	-	-	-	-	-	-	-	-	-
-	-	-	-	-	-	-	-	-	-	-	-	-
-	-	-	-	-	-	-	-	-	-	-	-	-
-	-	-	-	-	-	-	-	-	-	-	-	-
-	-	-	-	-	-	-	-	-	-	-	-	-
-	-	-	-	-	-	-	-	-	-	-	-	-
-	-	-	-	-	-	-	-	-	-	-	-	-
-	-	-	-	-	-	-	-	-	-	-	-	-
-	-	-	-	-	-	-	-	-	-	-	-	-
-	-	-	-	-	-	-	-	-	-	-	-	-
-	-	-	-	-	-	-	-	-	-	-	-	-
-	-	-	-	-	-	-	-	-	-	-	-	-
-	-	-	-	-	-	-	-	-	-	-	-	-
-	-	-	-	-	-	-	-	-	-	-	-	-
583	7,450	333	383	208	608	458	208	333	383	408	337	11,692
-	-	-	-	-	-	-	-	-	-	-	-	-
-	-	-	-	-	-	-	-	-	-	-	-	-
-	-	-	-	-	-	-	-	-	-	-	-	-
-	-	-	-	-	-	-	-	-	-	-	-	-
6,931	6,925	6,925	6,925	6,925	6,925	6,925	6,925	6,925	6,925	6,925	6,919	83,100
-	-	-	-	-	-	-	-	-	-	-	-	-

-	-	-	-	-	-	-	-	-	-	-	-	-
-	-	-	-	-	-	-	-	-	-	-	-	-
-	-	-	-	-	-	-	-	-	-	-	-	-
-	-	-	-	-	-	-	-	-	-	-	-	-
-	-	-	-	-	-	-	-	-	-	-	-	-
-	-	-	-	-	-	-	-	-	-	-	-	-
-	-	-	-	-	-	-	-	-	-	-	-	-
6,931	6,925	6,925	6,925	6,925	6,925	6,925	6,925	6,925	6,925	6,925	6,919	83,100
-	-	-	-	-	-	-	-	-	-	-	-	-
13,508	13,508	13,508	13,508	13,508	13,508	13,508	13,508	13,508	13,508	13,508	13,514	162,102
345	345	845	345	345	345	345	345	345	345	347	342	4,639
8,554	8,554	8,554	8,554	8,554	8,554	8,554	8,554	8,554	8,554	8,554	8,564	102,658
6,285	6,285	6,285	6,285	6,285	6,285	6,285	6,285	6,285	6,285	6,285	6,285	75,420
63	-	-	63	-	-	63	-	-	61	-	-	250
28,755	28,692	29,192	28,755	28,692	28,692	28,755	28,692	28,692	28,753	28,694	28,705	345,069
9,441	2,291	2,291	9,441	2,291	2,291	9,441	2,291	2,291	9,941	2,291	2,299	56,600
1,022	1,022	1,022	1,022	1,022	1,022	1,022	1,022	1,022	1,022	1,022	1,016	12,258
-	-	-	-	-	-	-	-	-	-	-	-	-
-	-	-	-	-	-	-	-	-	-	-	-	-
108	108	108	108	108	108	108	108	108	108	108	112	1,300
-	-	-	-	-	-	-	-	-	-	-	-	-
-	-	-	-	-	-	-	-	-	-	-	-	-
-	-	-	-	-	-	-	-	-	-	-	-	-
1,022	1,022	1,022	1,022	1,022	1,022	1,022	1,022	1,022	1,022	1,022	1,016	12,258
-	-	-	-	-	-	-	-	-	-	-	-	-
11,593	4,443	4,443	11,593	4,443	4,443	11,593	4,443	4,443	12,093	4,443	4,443	82,416
-	-	-	-	-	-	-	-	-	-	-	-	-
-	-	-	-	-	-	-	-	-	-	-	-	-
-	-	-	-	-	-	-	-	-	-	-	-	-
-	-	-	-	-	-	-	-	-	-	-	-	-
162,637	162,280	162,380	162,637	162,280	187,380	193,690	188,718	188,818	164,077	163,720	163,824	2,062,444
-	-	50	-	-	50	-	-	50	-	-	100	250
-	-	-	-	-	-	-	-	-	-	-	-	-
-	-	-	-	-	-	-	-	-	-	-	-	-
-	-	-	-	-	-	-	-	-	-	-	-	-
3,090	3,244	3,158	3,536	3,778	4,783	4,783	4,786	3,304	3,256	3,178	3,298	44,196
-	-	-	-	-	-	-	-	-	-	-	-	-
-	-	-	-	-	-	-	-	-	-	-	-	-
-	-	-	-	-	-	-	-	-	-	-	-	-
-	-	-	-	-	-	-	-	-	-	-	-	-
-	-	-	-	-	-	-	-	-	-	-	-	-
-	-	-	-	-	-	-	-	-	-	-	-	-
-	-	-	-	-	-	-	-	-	-	-	-	-
-	-	-	-	-	-	-	-	-	-	-	-	-
-	-	-	-	-	-	-	-	-	-	-	-	-
-	-	-	-	-	-	-	-	-	-	-	-	-
-	-	-	-	-	-	-	-	-	-	-	-	-
165,727	165,524	165,589	166,173	166,059	192,214	198,473	193,505	192,173	167,334	166,899	167,223	2,106,891
-	-	-	-	-	-	-	-	-	-	-	-	-
-	-	-	-	-	-	-	-	-	-	-	-	-
-	-	-	-	-	-	-	-	-	-	-	-	-
-	-	-	-	-	-	-	-	-	-	-	-	-
-	-	-	-	-	-	-	-	-	-	-	-	-
-	-	-	-	-	-	-	-	-	-	-	-	-
-	-	-	-	-	-	-	-	-	-	-	-	-
-	-	-	-	-	-	-	-	-	-	-	-	-
-	-	-	-	-	-	-	-	-	-	-	-	-
-	-	-	-	-	-	-	-	-	-	-	-	-
-	-	-	-	-	-	-	-	-	-	-	-	-
-	-	-	-	-	-	-	-	-	-	-	-	-
-	-	-	-	-	-	-	-	-	-	-	-	-
-	-	-	-	-	-	-	-	-	-	-	-	-
-	-	-	-	-	-	-	-	-	-	-	-	-
-	-	-	-	-	-	-	-	-	-	-	-	-
-	-	-	-	-	-	-	-	-	-	-	-	-
-	-	-	-	-	-	-	-	-	-	-	-	-
-	-	-	-	-	-	-	-	-	-	-	-	-
-	-	-	-	-	-	-	-	-	-	-	-	-
-	-	-	-	-	-	-	-	-	-	-	-	-
-	-	-	-	-	-	-	-	-	-	-	-	-
-	-	-	-	-	-	-	-	-	-	-	-	-
-	-	-	-	-	-	-	-	-	-	-	-	-
-	-	-	-	-	-	-	-	-	-	-	-	-
-	-	-	-	-	-	-	-	-	-	-	-	-
-	-	-	-	-	-	-	-	-	-	-	-	-
-	-	-	-	-	-	-	-	-	-	-	-	-
-	-	-	-	-	-	-	-	-	-	-	-	-
-	-	-	-	-	-	-	-	-	-	-	-	-
-	-	-	-	-	-	-	-	-	-	-	-	-
-	-	-	-	-	-	-	-	-	-	-	-	-
-	-	-	-	-	-	-	-	-	-	-	-	-
-	-	-	-	-	-	-	-	-	-	-	-	-
-	-	-	-	-	-	-	-	-	-	-	-	-
-	-	-	-	-	-	-	-	-	-	-	-	-
-	-	-	-	-	-	-	-	-	-	-	-	-
-	-	-	-	-	-	-	-	-	-	-	-	-
-	-	-	-	-	-	-	-	-	-	-	-	-
-	-	-	-	-	-	-	-	-	-	-	-	-
-	-	-	-	-	-	-	-	-	-	-	-	-
-	-	-	-	-	-	-	-	-	-	-	-	-
-	-	-	-	-	-	-	-	-	-	-	-	-
-	-	-	-	-	-	-	-	-	-	-	-	-
-	-	-	-	-	-	-	-	-	-	-	-	-
-	-	-	-	-	-	-	-	-	-	-	-	-
-	-	-	-	-	-	-	-	-	-	-	-	-

-	-	-	-	-	-	-	-	-	-	-	-	-
-	-	-	-	-	-	-	-	-	-	-	-	-
-	-	-	-	-	-	-	-	-	-	-	-	-
-	-	-	-	-	-	-	-	-	-	-	-	-
-	-	-	-	-	-	-	-	-	-	-	-	-
-	-	-	-	-	-	-	-	-	-	-	-	-
791	666	666	791	666	666	791	666	666	791	666	664	8,490
-	-	-	-	-	-	-	-	-	-	-	-	-
-	-	-	-	-	-	-	-	-	-	-	-	-
-	-	-	-	-	-	-	-	-	-	-	-	-
-	-	-	-	-	-	-	-	-	-	-	-	-
-	-	-	-	-	-	-	-	-	-	-	-	-

-	-	-	-	-	-	-	-	-	-	-	-	-
-	-	-	-	-	-	-	-	-	-	-	-	-
-	-	-	-	-	-	-	-	-	-	-	-	-
-	-	-	-	-	-	-	-	-	-	-	-	-
-	-	-	-	-	-	-	-	-	-	-	-	-
-	-	-	-	-	-	-	-	-	-	-	-	-
-	-	-	-	-	-	-	-	-	-	-	-	-
-	-	-	-	-	-	-	-	-	-	-	-	-
-	-	-	-	-	-	-	-	-	-	-	-	-
-	-	-	-	-	-	-	-	-	-	-	-	-
-	-	-	-	-	-	-	-	-	-	-	-	-
-	-	-	-	-	-	-	-	-	-	-	-	-
-	-	-	-	-	-	-	-	-	-	-	-	-
-	-	-	-	-	-	-	-	-	-	-	-	-
-	-	-	-	-	-	-	-	-	-	-	-	-
-	-	-	-	-	-	-	-	-	-	-	-	-
-	-	-	-	-	-	-	-	-	-	-	-	-
-	-	-	-	-	-	-	-	-	-	-	-	-
-	-	-	-	-	-	-	-	-	-	-	-	-
-	-	-	-	-	-	-	-	-	-	-	-	-
-	-	-	-	-	-	-	-	-	-	-	-	-
-	-	-	-	-	-	-	-	-	-	-	-	-
-	-	-	-	-	-	-	-	-	-	-	-	-
-	-	-	-	-	-	-	-	-	-	-	-	-
-	-	-	-	-	-	-	-	-	-	-	-	-
-	-	-	-	-	-	-	-	-	-	-	-	-
-	-	-	-	-	-	-	-	-	-	-	-	-
-	-	-	-	-	-	-	-	-	-	-	-	-
-	-	-	-	-	-	-	-	-	-	-	-	-
-	-	-	-	-	-	-	-	-	-	-	-	-
-	-	-	-	-	-	-	-	-	-	-	-	-
-	-	-	-	-	-	-	-	-	-	-	-	-
-	-	-	-	-	-	-	-	-	-	-	-	-
-	-	-	-	-	-	-	-	-	-	-	-	-
-	-	-	-	-	-	-	-	-	-	-	-	-
-	-	-	-	-	-	-	-	-	-	-	-	-
-	-	-	-	-	-	-	-	-	-	-	-	-
-	-	-	-	-	-	-	-	-	-	-	-	-
-	-	-	-	-	-	-	-	-	-	-	-	-
-	-	-	-	-	-	-	-	-	-	-	-	-
-	-	-	-	-	-	-	-	-	-	-	-	-
-	-	-	-	-	-	-	-	-	-	-	-	-
-	-	-	-	-	-	-	-	-	-	-	-	-
-	-	-	-	-	-	-	-	-	-	-	-	-
(5,352,607)	(4,998,260)	(5,311,440)	(5,693,373)	(5,023,962)	(5,145,611)	(5,343,593)	(5,304,961)	(5,009,286)	(5,781,314)	(4,779,040)	(4,899,842)	(62,643,289)
(5,352,607)	(4,998,260)	(5,311,440)	(5,693,373)	(5,023,962)	(5,145,611)	(5,343,593)	(5,304,961)	(5,009,286)	(5,781,314)	(4,779,040)	(4,899,842)	(62,643,289)
0	(0)	(0)	(0)	(0)	0	-	0	0	0	0	0	0
-	-	-	-	-	-	-	-	-	-	-	-	-
0	(0)	(0)	(0)	(0)	0	-	0	0	0	0	0	0

Div		Base Year													
		Actuals ==>						Budget ==>							
		2024 January	2024 February	2024 March	2024 April	2024 May	2024 June	2024 July	2024 August	2024 September	2024 October	2024 November	2024 December	2025 January	2025 February
	SSU effective average cap rate	34.01%	31.73%	37.23%	34.04%	23.49%	63.20%	29.64%	28.45%	27.89%	33.72%	37.36%	36.03%	34.86%	38.79%
2	A&G-Employee pensions and bene - Variable Pay & Mgmt Incentive Plans 9260-07452	1,286,617	1,198,643	967,712	868,741	8,655,496	(832,291)	2,910,918	493,099	448,512	1,033,912	1,271,256	1,289,412	1,390,551	1,317,405
	Capital Credits	(437,555)	(380,274)	(360,249)	(295,756)	(2,032,904)	525,995	(862,791)	(140,284)	(125,101)	(348,670)	(474,914)	(464,512)	(484,741)	(511,056)
	Total VPP/MIP	**849,062**	**818,369**	**607,463**	**572,986**	**6,622,591**	**(306,296)**	**2,048,127**	**352,815**	**323,411**	**685,242**	**796,342**	**824,900**	**905,810**	**806,348**
	A&G-Employee pensions and bene - RSU-Long Term Incentive Plan - Time 9260-07460	172,152	161,045	172,152	167,555	1,938,988	147,399	661,352	112,031	101,901	234,902	288,826	292,951	315,929	299,311
	Restricted Stock Time Lapse - Capital Credits	(58,546)	(51,092)	(64,087)	(57,043)	(455,407)	(93,154)	(196,024)	(31,872)	(28,423)	(79,217)	(107,899)	(105,536)	(110,132)	(116,111)
	Total Restricted Stock -Time Lapse	**113,606**	**109,953**	**108,065**	**110,512**	**1,483,581**	**54,245**	**465,329**	**80,158**	**73,478**	**155,685**	**180,927**	**187,415**	**205,797**	**183,200**
	A&G-Employee pensions and bene - Restricted Stock - Long Term Incenti 9260-07458	379,423	354,944	379,423	368,078	3,860,579	703,824	1,449,182	245,486	223,289	514,727	632,887	641,926	692,277	655,862
	A&G-Employee pensions and bene - RSU-Managment Incentive Plan 9260-07463	3,619	3,386	3,619	4,239	4,381	4,239	5,629	953	867	1,999	2,458	2,493	2,689	2,547
	Restricted Stock Perf Based - Capital Credits	(130,266)	(113,681)	(142,594)	(126,752)	(907,758)	(447,485)	(431,203)	(70,111)	(62,523)	(174,258)	(237,351)	(232,153)	(242,262)	(255,414)
	Total Restricted Stock-Performance Based	**252,776**	**244,649**	**240,448**	**245,565**	**2,957,202**	**260,578**	**1,023,607**	**176,329**	**161,634**	**342,468**	**397,994**	**412,266**	**452,703**	**402,995**
	Total Restricted Stock	**366,382**	**354,602**	**348,513**	**356,077**	**4,440,782**	**314,823**	**1,488,936**	**256,487**	**235,112**	**498,153**	**578,920**	**599,681**	**658,501**	**586,195**
12	A&G-Employee pensions and bene - Variable Pay & Mgmt Incentive Plans 9260-07452	274,412	255,649	206,395	185,287	164,178	164,178	52,992	15,633	10,235	173,440	227,396	263,886	290,687	257,667
	Capital Credits	(93,323)	(81,106)	(76,835)	(63,079)	(38,560)	(103,758)	(15,707)	(4,448)	(2,855)	(58,490)	(84,950)	(95,065)	(101,332)	(99,956)
	Total VPP/MIP	**181,090**	**174,543**	**129,561**	**122,207**	**125,618**	**60,420**	**37,285**	**11,186**	**7,380**	**114,950**	**142,446**	**168,820**	**189,355**	**157,711**
	A&G-Employee pensions and bene - RSU-Long Term Incentive Plan - Time 9260-07460	3,943	3,689	3,943	3,816	67,393	4,233	3,689	1,088	712	12,073	15,829	18,369	20,235	17,936
	Restricted Stock Time Lapse - Capital Credits	(1,341)	(1,170)	(1,468)	(1,299)	(15,829)	(2,675)	(1,093)	(310)	(199)	(4,071)	(5,913)	(6,617)	(7,054)	(6,958)
	Total Restricted Stock -Time Lapse	**2,602**	**2,519**	**2,475**	**2,517**	**51,565**	**1,558**	**2,595**	**779**	**514**	**8,002**	**9,916**	**11,752**	**13,181**	**10,978**
	A&G-Employee pensions and bene - Restricted Stock - Long Term Incenti 9260-07458	3,943	3,689	3,943	3,816	67,393	4,233	3,689	1,088	712	12,073	15,829	18,369	20,235	17,936
	A&G-Employee pensions and bene - RSU-Managment Incentive Plan 9260-07463	222	208	222	215	222	215	55	16	11	181	237	276	304	269
	Restricted Stock Perf Based - Capital Credits	(1,417)	(1,236)	(1,551)	(1,372)	(15,881)	(2,811)	(1,110)	(314)	(202)	(4,133)	(6,002)	(6,717)	(7,160)	(7,062)
	Total Restricted Stock-Performance Based	**2,749**	**2,661**	**2,615**	**2,659**	**51,735**	**1,637**	**2,634**	**790**	**521**	**8,122**	**10,064**	**11,928**	**13,379**	**11,143**
	Total Restricted Stock	**5,351**	**5,179**	**5,090**	**5,176**	**103,300**	**3,195**	**5,230**	**1,569**	**1,035**	**16,123**	**19,980**	**23,679**	**26,560**	**22,121**
	Div 91 effective average cap rate	74.11%	74.11%	74.11%	74.11%	77.82%	75.29%	76.60%	76.60%	76.60%	76.60%	76.60%	76.60%	76.60%	76.60%
91	A&G-Employee pensions and bene - Variable Pay & Mgmt Incentive Plans 9260-07452	257,575	239,963	193,732	173,918	1,499,298	(114,675)	485,422	24,527	69,909	175,964	205,939	224,807	296,045	255,565
	A&G-Employee pensions and bene - VPP & MIP - Capital Credit 9260-07454	(212,212)	(197,702)	(159,613)	(143,289)	(1,235,250)	144,635	(389,111)	(19,661)	(56,038)	(141,051)	(165,079)	(180,203)	(237,307)	(204,859)
	Total VPP/MIP	**45,363**	**42,261**	**34,119**	**30,629**	**264,048**	**29,960**	**96,311**	**4,866**	**13,870**	**34,913**	**40,860**	**44,603**	**58,738**	**50,706**
	A&G-Employee pensions and bene - RSU-Long Term Incentive Plan - Time 9260-07460	5,921	5,539	5,921	5,730	60,936	4,999	19,213	971	2,767	6,965	8,151	8,898	11,717	10,115
	Restricted Stock Time Lapse - Capital Credits	(4,388)	(4,105)	(4,388)	(4,246)	(47,423)	(3,764)	(14,717)	(744)	(2,120)	(5,335)	(6,244)	(6,816)	(8,976)	(7,748)
	Total Restricted Stock - Time Lapse	**1,533**	**1,434**	**1,533**	**1,484**	**13,514**	**1,235**	**4,495**	**227**	**647**	**1,630**	**1,907**	**2,082**	**2,742**	**2,367**
	A&G-Employee pensions and bene - Restricted Stock - Long Term Incenti 9260-07458	13,851	12,958	13,851	13,405	128,256	23,718	44,455	2,246	6,402	16,115	18,860	20,588	27,112	23,405
	A&G-Employee pensions and bene - RSU-Managment Incentive Plan 9260-07463	106	99	106	103	106	103	135	7	19	49	57	62	82	71
	Restricted Stock Perf Based - Capital Credits	(10,344)	(9,676)	(10,344)	(10,010)	(99,896)	(17,936)	(34,157)	(1,726)	(4,919)	(12,382)	(14,491)	(15,819)	(20,831)	(17,983)
	Total Restricted Stock - Performance Based	**3,614**	**3,381**	**3,614**	**3,497**	**28,466**	**5,885**	**10,433**	**527**	**1,503**	**3,782**	**4,426**	**4,832**	**6,363**	**5,493**
	Total Restricted Stock	**5,147**	**4,815**	**5,147**	**4,981**	**41,980**	**7,120**	**14,929**	**754**	**2,150**	**5,412**	**6,333**	**6,914**	**9,105**	**7,860**
	Div 9 effective average cap rate	0.00%	0.00%	0.00%	0.00%	0.00%	0.00%	0.00%	0.00%	0.00%	0.00%	0.00%	0.00%	0.00%	0.00%
9	**Total VPP/MIP**	-	-	-	-	-	-	-	-	-	-	-	-	-	-
	A&G-Employee pensions and bene - RSU-Long Term Incentive Plan - Time 9260-07460	-	-	-	-	-	-	-	-	-	-	-	-	-	-
	Restricted Stock Time Lapse - Capital Credits	-	-	-	-	-	-	-	-	-	-	-	-	-	-
	Total Restricted Stock - Time Lapse	-	-	-	-	-	-	-	-	-	-	-	-	-	-
	A&G-Employee pensions and bene - Restricted Stock - Long Term Incenti 9260-07458	-	-	-	-	-	-	-	-	-	-	-	-	-	-
	A&G-Employee pensions and bene - RSU-Managment Incentive Plan 9260-07463	-	-	-	-	-	-	-	-	-	-	-	-	-	-
	Restricted Stock Perf Based - Capital Credits	-	-	-	-	-	-	-	-	-	-	-	-	-	-
	Total Restricted Stock - Performance Based	-	-	-	-	-	-	-	-	-	-	-	-	-	-
	Total Restricted Stock	-	-	-	-	-	-	-	-	-	-	-	-	-	-

VPP & MIP

07452 Variable Pay & Mgmt Incentive Plans
07454 VPP & MIP - Capital Credit

Restricted Stock

07450	Capitalized Restricted Stock	Combined for both Time-Lapse and Performance Based
07456	Restricted Stock -Long Term Incentive Plan - Time Lapse	Time-Lapse
07457	Restricted Stock - Management Incentive Plan	
07458	Restricted Stock - Long Term Incentive Plan - Performance Based	Performance Based
07460	RSU-Long Term Incentive Plan - Time Lapse	Time-Lapse
07463	RSU-Managment Incentive Plan	Performance Based

	Test Year												
							<== Budget Forecast ==>						<== Forecast
	2025 March	2025 April	2025 May	2025 June	2025 July	2025 August	2025 September	2025 October	2025 November	2025 December	2026 January	2026 February	2026 March
	34.83%	35.32%	32.47%	45.52%	32.52%	47.55%	35.58%	33.33%	36.93%	35.61%	34.46%	38.36%	34.45%
	1,194,132	1,043,290	2,991,697	1,530,778	2,835,569	336,778	290,003	1,033,912	1,271,256	1,289,412	1,390,551	1,317,405	1,194,132
	(415,935)	(368,537)	(971,491)	(696,869)	(922,250)	(160,124)	(103,179)	(344,574)	(469,525)	(459,116)	(479,131)	(505,401)	(411,431)
	778,198	**674,752**	**2,020,206**	**833,909**	**1,913,320**	**176,654**	**186,824**	**689,339**	**801,731**	**830,296**	**911,420**	**812,004**	**782,701**
	271,303	237,032	679,705	347,788	644,233	76,515	65,888	234,902	288,826	292,951	315,929	299,311	271,303
	(94,499)	(83,731)	(220,720)	(158,327)	(209,532)	(36,380)	(23,442)	(78,286)	(106,675)	(104,310)	(108,857)	(114,826)	(93,476)
	176,804	**153,302**	**458,985**	**189,462**	**434,701**	**40,135**	**42,446**	**156,616**	**182,151**	**188,641**	**207,072**	**184,485**	**177,827**
	594,491	519,395	1,489,398	762,088	1,411,670	167,663	144,376	514,727	632,887	641,926	692,277	655,862	594,491
	2,309	2,017	5,785	2,960	5,483	651	561	1,999	2,458	2,493	2,689	2,547	2,309
	(207,875)	(184,187)	(485,529)	(348,280)	(460,919)	(80,027)	(51,566)	(172,210)	(234,658)	(229,456)	(239,459)	(252,588)	(205,624)
	388,926	**337,226**	**1,009,653**	**416,769**	**956,234**	**88,288**	**93,370**	**344,516**	**400,687**	**414,963**	**455,507**	**405,821**	**391,176**
	565,730	**490,528**	**1,468,638**	**606,230**	**1,390,935**	**128,423**	**135,816**	**501,132**	**582,838**	**603,604**	**662,579**	**590,306**	**569,004**
	224,086	193,280	277,581	177,346	508,014	13,050	11,327	173,440	227,396	263,886	290,687	257,667	224,086
	(78,053)	(68,275)	(90,139)	(80,735)	(165,228)	(6,205)	(4,030)	(57,803)	(83,986)	(93,961)	(100,160)	(98,850)	(77,208)
	146,034	**125,005**	**187,442**	**96,611**	**342,786**	**6,845**	**7,297**	**115,638**	**143,410**	**169,925**	**190,527**	**158,817**	**146,879**
	15,599	13,454	19,322	12,345	35,363	908	788	12,073	15,829	18,369	20,235	17,936	15,599
	(5,433)	(4,753)	(6,275)	(5,620)	(11,501)	(432)	(281)	(4,024)	(5,846)	(6,541)	(6,972)	(6,881)	(5,374)
	10,165	**8,702**	**13,048**	**6,725**	**23,861**	**476**	**508**	**8,049**	**9,983**	**11,828**	**13,263**	**11,055**	**10,224**
	15,599	13,454	19,322	12,345	35,363	908	788	12,073	15,829	18,369	20,235	17,936	15,599
	234	202	290	185	531	14	12	181	237	276	304	269	234
	(5,515)	(4,824)	(6,369)	(5,704)	(11,674)	(438)	(285)	(4,084)	(5,934)	(6,639)	(7,077)	(6,984)	(5,455)
	10,318	**8,832**	**13,244**	**6,826**	**24,219**	**484**	**516**	**8,170**	**10,132**	**12,006**	**13,461**	**11,221**	**10,378**
	20,483	**17,534**	**26,291**	**13,551**	**48,080**	**960**	**1,024**	**16,220**	**20,115**	**23,834**	**26,724**	**22,276**	**20,602**
	76.60%	76.60%	76.60%	76.60%	76.60%	76.60%	76.60%	76.60%	76.60%	76.60%	76.60%	76.60%	76.60%
	207,699	196,014	321,452	193,990	476,528	29,080	32,593	175,964	205,939	224,807	296,045	255,565	207,699
	(166,490)	(157,123)	(257,674)	(155,501)	(381,981)	(23,310)	(26,127)	(141,051)	(165,079)	(180,203)	(237,307)	(204,859)	(166,490)
	41,209	**38,891**	**63,779**	**38,489**	**94,547**	**5,770**	**6,467**	**34,913**	**40,860**	**44,603**	**58,738**	**50,706**	**41,209**
	8,221	7,758	12,723	7,678	18,861	1,151	1,290	6,965	8,151	8,898	11,717	10,115	8,221
	(6,297)	(5,943)	(9,746)	(5,881)	(14,448)	(882)	(988)	(5,335)	(6,244)	(6,816)	(8,976)	(7,748)	(6,297)
	1,923	**1,815**	**2,977**	**1,797**	**4,413**	**269**	**302**	**1,630**	**1,907**	**2,082**	**2,742**	**2,367**	**1,923**
	19,021	17,951	29,439	17,766	43,641	2,663	2,985	16,115	18,860	20,588	27,112	23,405	19,021
	58	54	89	54	132	8	9	49	57	62	82	71	58
	(14,615)	(13,793)	(22,619)	(13,650)	(33,531)	(2,046)	(2,293)	(12,382)	(14,491)	(15,819)	(20,831)	(17,983)	(14,615)
	4,464	**4,213**	**6,909**	**4,169**	**10,242**	**625**	**701**	**3,782**	**4,426**	**4,832**	**6,363**	**5,493**	**4,464**
	6,388	**6,028**	**9,886**	**5,966**	**14,655**	**894**	**1,002**	**5,412**	**6,333**	**6,914**	**9,105**	**7,860**	**6,388**
	0.00%	0.00%	0.00%	0.00%	0.00%	0.00%	0.00%	0.00%	0.00%	0.00%	0.00%	0.00%	0.00%
	-	**-**	**-**	**-**	**-**	**-**	**-**	**-**	**-**	**-**	**-**	**-**	**-**
	-	-	-	-	-	-	-	-	-	-	-	-	-
	-	-	-	-	-	-	-	-	-	-	-	-	-
	-	**-**	**-**	**-**	**-**	**-**	**-**	**-**	**-**	**-**	**-**	**-**	**-**
	-	-	-	-	-	-	-	-	-	-	-	-	-
	-	-	-	-	-	-	-	-	-	-	-	-	-
	-	-	-	-	-	-	-	-	-	-	-	-	-
	-	**-**	**-**	**-**	**-**	**-**	**-**	**-**	**-**	**-**	**-**	**-**	**-**
	-	**-**	**-**	**-**	**-**	**-**	**-**	**-**	**-**	**-**	**-**	**-**	**-**

VPP & MIP Plans

Div	description	Base Year Annual Totals	Base Year allocation factors	Base Year allocated amounts	Test Year Annual Totals	Test Year allocation factors	Test Year allocated amounts
2	Variable Pay & Mgmt Incentive Plans - Expensed	14,195,012	4.56%	647,613	10,633,155	4.56%	485,112
	VPP & MIP - Capitalized	5,397,015	4.56%	246,226	5,891,628	4.56%	268,791
	Total VPP & MIP	19,592,027		893,839	16,524,784		753,904
12	Variable Pay & Mgmt Incentive Plans- Expensed	1,275,507	5.39%	68,764	1,691,183	5.39%	91,174
	VPP & MIP - Capitalized	718,175	5.39%	38,718	926,579	5.39%	49,953
	Total VPP & MIP	1,993,682		107,482	2,617,761		141,127
91	Variable Pay & Mgmt Incentive Plans- Expensed	681,804	49.97%	340,697	518,970	49.97%	259,329
	VPP & MIP - Capitalized	2,754,574	49.97%	1,376,461	2,096,705	49.97%	1,047,724
	Total VPP & MIP	3,436,378		1,717,158	2,615,675		1,307,053
9	nothing to report						

Note MIP and VPP costs are recorded in the same subaccount on a combined basis.
Base Year and Test Year projections were not calculated on an individual plan basis.

Restricted Stock Plans

Div	description	Base Year Annual Totals	Base Year allocation factors	Base Year allocated amounts	Test Year Annual Totals	Test Year allocation factors	Test Year allocated amounts
2	Restricted Stock Units - Time Lapse - Expensed	3,122,953	4.56%	142,477	2,415,822	4.56%	110,216
	RSU-LTIP - Time Lapse - Capitalized	1,328,299	4.56%	60,600	1,338,561	4.56%	61,069
	Total RSU-LTIP - Time Lapse	4,451,252		203,078	3,754,383		171,285
	Restricted Stock Units - Perf. Based - Expensed	6,715,516	4.56%	306,379	5,314,210	4.56%	242,448
	RSU-LTIP - Perf. Based - Capitalized	3,076,136	4.56%	140,341	2,944,502	4.56%	134,336
	Total RSU-LTIP - Perf. Based	9,791,651		446,721	8,258,713		376,784
12	Restricted Stock Units - Time Lapse - Expensed	96,793	5.39%	5,218	117,722	5.39%	6,347
	RSU-LTIP - Time Lapse - Capitalized	41,987	5.39%	2,264	64,499	5.39%	3,477
	Total RSU-LTIP - Time Lapse	138,779		7,482	182,221		9,824
	Restricted Stock Units - Perf. Based - Expensed	98,116	5.39%	5,290	119,488	5.39%	6,442
	RSU-LTIP - Perf. Based - Capitalized	42,746	5.39%	2,304	65,466	5.39%	3,529
	Total RSU-LTIP - Perf. Based	140,861		7,594	184,955		9,971
91	Restricted Stock Units - Time Lapse - Expensed	31,721	49.97%	15,851	24,223	49.97%	12,104
	RSU-LTIP - Time Lapse - Capitalized	104,288	49.97%	52,113	79,303	49.97%	39,628
	Total RSU-LTIP - Time Lapse	136,009		67,964	103,527		51,732
	Restricted Stock Units - Perf. Based - Expensed	73,961	49.97%	36,959	56,219	49.97%	28,093
	RSU-LTIP - Perf. Based - Capitalized	241,699	49.97%	120,777	184,053	49.97%	91,971
	Total RSU-LTIP - Perf. Based	315,660		157,736	240,272		120,064
9	Restricted Stock Units - Time Lapse - Expensed	0	100.00%	0	0	100.00%	0
	RSU-LTIP - Time Lapse - Capitalized	0	100.00%	0	0	100.00%	0
	Total RSU-LTIP - Time Lapse	0		0	0		0
	Restricted Stock Units - Perf. Based - Expensed	0	100.00%	0	0	100.00%	0
	RSU-LTIP - Perf. Based - Capitalized	0	100.00%	0	0	100.00%	0
	Total RSU-LTIP - Perf. Based	0		0	0		0

Div	Category	Total	Allocation Factor	Allocated Totals
Variable Pay & Management Incentive Plans				
2	VPP & MIP	10,633,155	4.56%	485,112
12	VPP & MIP	1,691,183	5.39%	91,174
91	VPP & MIP	518,970	49.97%	259,329
9	VPP & MIP	0	100.00%	0
				835,616
Restricted Stock Plans				
2	RSU-LTIP - Time Lapse	2,415,822	4.56%	110,216
	RSU-LTIP - Perf. Based	5,314,210	4.56%	242,448
12	RSU-LTIP - Time Lapse	117,722	5.39%	6,347
	RSU-LTIP - Perf. Based	119,488	5.39%	6,442
91	RSU-LTIP - Time Lapse	24,223	49.97%	12,104
	RSU-LTIP - Perf. Based	56,219	49.97%	28,093
9	RSU-LTIP - Time Lapse	0	100.00%	0
	RSU-LTIP - Perf. Based	0	100.00%	0
				405,650
				1,241,265

Escalation Factors

Labor	3.50%	Budget
General Increase	0.00%	CPI

View USD-Regulatory Service Area Controller Misc

Atmos Energy Corporation

Operation & Maintenance Expenses

Atmos Regulated Shared Services

	Fiscal 2023 July	Fiscal 2023 August	Fiscal 2023 September	Fiscal 2024 October	Fiscal 2024 November	Fiscal 2024 December	Fiscal 2024 January	Fiscal 2024 February	Fiscal 2024 March	Fiscal 2024 April	Fiscal 2024 May	Fiscal 2024 June	Total			*(See cell P48, RevReq model C.2.2 B 02)* 002	*(See cell P37, RevReq model C.2.2 B 12)* 012	Blended
																4.82%	4.64%	4.82%
Insurance	-	(1,000,000)	1,000,000	-	-	500,000	-	4,000,000	-	-	-	500,000	5,000,000	4,500,000	$ (216,742)			
Rent, Maint., & Utilities	-	-	-	-	-	-	-	-	-	-	298	234	532	532	$ (26)			
Materials & Supplies	-	-	-	-	-	-	-	-	-	-	1,110	1,255	2,365	2,365	$ (114)			
Information Technologies	-	-	-	-	-	-	-	-	-	-	-	7,080	7,080	7,080	$ (341)			
Print & Postages	-	-	-	-	-	-	-	-	-	-	1,399	287	1,686	1,686	$ (81)			
Travel & Entertainment	-	-	672	-	-	-	-	14,463	-	-	3,490	(1,243)	17,382	16,710	$ (805)			
Training	-	-	-	-	-	-	-	-	-	-	1,216	242	1,458	1,458	$ (70)			
Outside Services	716,191	1,303,205	673,229	790,138	643,013	1,026,011	(32,017)	1,826,672	1,332,975	754,003	366,155	177,258	9,576,833	4,425,046	$ (213,132)			
Miscellaneous	(144,454)	4,896	(1,005,383)	-	-	-	(4,057)	(131,883)	(2,291,563)	57,565	3,723	-	(3,511,156)	(2,366,215)	$ 113,968			
													-	-	$ -			
Total O&M Expenses Before Allocations	**571,737**	**308,100**	**668,519**	**790,138**	**643,013**	**1,526,011**	**(36,074)**	**5,709,252**	**(958,588)**	**811,568**	**377,390**	**685,112**	**11,096,180**	6,588,661	$ (317,342)			
													-	-	$ -			
O&M - Total Operation & Maintenance Expense	**571,737**	**308,100**	**668,519**	**790,138**	**643,013**	**1,526,011**	**(36,074)**	**5,709,252**	**(958,588)**	**811,568**	**377,390**	**685,112**	**11,096,180**	6,588,661	$ (317,342)			

Atmos Energy Corporation
Fully Allocated Balance Sheet
Kentucky
(000)

FR 16 (7)(h)2

	Base	Test			
	12/31/2024	**3/31/2026**	**2026**	**2027**	**2028**
ASSETS					
Property, Plant, & Equipment:					
Utility Plant In Service	931,029	964,620	1,040,199	1,119,968	1,201,842
Construction Work In Progress	8,139	8,139	8,139	8,139	8,139
Accumulated Depreciation	(204,758)	(225,030)	(248,339)	(275,023)	(305,995)
Net Plant	734,410	747,729	799,999	853,084	903,986
Current Assets:					
Cash & Temporary Cash Investments	7,225	7,225	7,225	7,225	7,225
Account Receivable, less Allowance for Doubtful Accounts	13,013	13,013	13,013	13,013	13,013
Inventories	535	535	535	535	535
Gas Stored Underground	14,105	(4,797)	(4,797)	(4,797)	(4,797)
Other Current Assets	14,554	14,554	14,554	14,554	14,554
Total Current Assets	49,432	30,530	30,530	30,530	30,530
Def'd Charges & Other Assets	12,302	12,302	12,302	12,302	12,302
TOTAL ASSETS	796,143	790,560	842,830	895,915	946,817

Atmos Energy Corporation
Fully Allocated Balance Sheet
Kentucky
(000)

FR 16 (7)(h)2

	Base	Test			
	12/31/2024	3/31/2026	2026	2027	2028
LIABILITIES & SHAREHOLDERS' EQUITY					
Kentucky Division capital account - net	636,741	630,497	678,823	729,709	780,252
Current Liabilities:					
Accounts Payable	14,051	14,051	14,051	14,051	14,051
Accrued Taxes	13,596	13,596	13,596	13,596	13,596
Customers' Deposits	385	385	385	385	385
Other Current Liabilities	24,763	24,763	24,763	24,763	24,763
Total Current Liabilities	52,794	52,794	52,794	52,794	52,794
Deferred Income Taxes and EDITL	105,872	106,532	110,462	112,645	112,990
Def'd Cr. and Other Liabilities	736	736	751	766	781
TOTAL LIABILITIES & SHAREHOLDERS' EQUITY	796,143	790,560	842,830	895,915	946,817

Atmos Energy Corporation
Fully Allocated Cash Flow
Kentucky
(000)

FR 16 (7)(h)3

	Base 12/31/2024	Test 3/31/2026	2026	2027	2028
Cash Flow					
Cash Flow from Operations					
Net Income	21,042	17,124	12,392	7,139	1,608
Add: Deferred income taxes	(1,679)	5,503	3,930	2,183	345
Depreciation	19,916	22,028	23,309	26,684	30,972
Cash flow from Operartions	39,279	44,655	39,631	36,007	32,924
Effect of Balance Sheet Accounts					
Changes in current assets	-	(18,902)	-	-	-
Changes in current liabilities	-	-	-	-	-
Changes in deferred debits	-	-	-	-	-
Changes in deferred credits	-	-	15	15	15
Total Cash Flow from change in Balance Sheet Accounts	-	(18,902)	15	15	15
Operating Cash Flow	39,279	25,752	39,646	36,022	32,940
Cash flow from Investing Activities					
Capital Expenditures	(66,962)	(70,669)	(75,579)	(79,769)	(81,874)
Total Cash from Investments	(66,962)	(70,669)	(75,579)	(79,769)	(81,874)
Free Cash Flow	(27,683)	(44,917)	(35,933)	(43,747)	(48,934)
Cash From Financing					
Total Cash From Financing	27,683	44,917	35,933	43,747	48,934
Total Increase/(Decr) in Cash	-	-	-	-	-
Beginning Cash	7,225	7,225	7,225	7,225	7,225
Ending Cash	7,225	7,225	7,225	7,225	7,225

Atmos Energy Corporation, Kentucky/Mid-States Division
Kentucky Jurisdiction Case No. 2021-00214
Revenue Requirements Necessary to Support the Forecasted Rate of Return
Forecasted Test Period: Twelve Months Ended December 31, 2022

Data:__X____Base Period___X____Forecasted Period
Type of Filing:___X____Original_____Updated _____Revised
Workpaper Reference No(s).

FR 16(7)(h)4

Line No.	Description	Supporting Schedule Reference	Base Jurisdictional Revenue Requirement	Forecasted Jurisdictional Revenue Requirement	2026	2027	2028
	(a)	(b)	(c)	(d)	(e)	(f)	(g)
1	Rate Base	B-1	$ 625,170,436	$ 628,233,491	688,457,119	739,643,972	790,495,436
2	Adjusted Operating Income	C-1	$ 29,122,462	$ 25,897,613	22,109,774	17,690,879	12,988,329
3	Earned Rate of Return (line 2 divided by line 1)	J-1.1	4.66%	4.12%	3.21%	2.39%	1.64%
4	Required Rate of Return	J-1	8.24%	8.30%	8.30%	8.30%	8.30%
5	Required Operating Income (line 1 times line 4)	C-1	$ 51,514,044	$ 52,143,380	$ 57,141,941	$ 61,390,450	$ 65,611,121
6	Operating Income Deficiency (line 5 minus line 2)	C-1	$ 22,391,582	$ 26,245,767	$ 35,032,167	$ 43,699,571	$ 52,622,792
7	Gross Revenue Conversion Factor	H	1.34802	1.34802	1.348020	1.348020	1.348020
8	**Revenue Deficiency (line 6 times line 7)**		**$ 30,184,301**	**$ 35,379,819**	**$ 47,224,062**	**$ 58,907,896**	**$ 70,936,576**
9	Revenue Increase Requested Incl. EDITL & Depreciation Liabil	C-1		$ 33,001,164	$ 47,034,064	$ 58,717,898	$ 70,746,578
10	Adjusted Operating Revenues	C-1		$ 187,822,013	$ 189,085,171	$ 191,695,675	$ 191,245,115
11	Revenue Requirements (line 9 plus line 10)	C-1		$ 220,823,177	$ 236,119,235	$ 250,413,573	$ 261,991,693

Atmos Energy Corporation
Rate Base
Kentucky
(000)

FR 16 (7)(h)12

		Base	Test			
		12/31/2024	**3/31/2026**	**2026**	**2027**	**2028**
		$	**$**			
1	Plant in Service	913,548	950,799	1,040,199	1,119,968	1,201,842
2	Construction Work in Progress					
3						
4	Accumulated Depreciation	(196,964)	(216,905)	(248,339)	(275,023)	(305,995)
5	Net Property Plant and Equipment	716,584	733,894	791,860	844,945	895,847
6						
7						
8	Cash Working Capital Allowance	(1,984)	(2,200)	(2,200)	(2,200)	(2,200)
9	Other Working Capital	17,823	9,718	10,009	10,309	10,619
10	Customer Advances	(736)	(736)	(751)	(766)	(781)
11	Regulatory Assets and Liabilities	(11,725)	(3,721)	(3,643)	(3,565)	(3,375)
12	Deferred Income Taxes	(94,791)	(108,722)	(106,819)	(109,081)	(109,615)
13						
14	Rate Base	625,170	628,233	688,457	739,644	790,495

Atmos Energy Corporation
FR16(6)(f)
Kentucky
(000)

Consoilidated Capital Structure		Amount	Percent of Total	Cost Rate	Weighted Cost
SHORT-TERM DEBT	$	37,867	0.19%	17.14%	0.03%
LONG-TERM DEBT	$	7,790,898	38.93%	4.11%	1.60%
PREFERRED STOCK	$	-	0.00%	0.00%	0.00%
COMMON EQUITY	$	12,183,077	60.88%	10.95%	6.67%
Total Capital	$	20,011,842	100.00%		8.30%

Kentucky Rate Base		628,233
Total Capital	$	20,011,842
Kentucky percent of total		3.14%

Kentucky Capitalization		Amount	Percent of Total	Cost Rate	Weighted Cost
SHORT-TERM DEBT	$	1,189	0.19%	17.14%	0.03%
LONG-TERM DEBT	$	244,580	38.93%	4.11%	1.60%
PREFERRED STOCK	$	-	0.00%	0.00%	0.00%
COMMON EQUITY	$	382,464	60.88%	10.95%	6.67%
Total Capital	$	628,233	100.00%		8.30%

	Rate Base Test Period
Plant in Service	950,799
Construction Work in Progress	-
Accumulated Depreciation	(216,905)
Net Property Plant and Equipment	733,894
Cash Working Capital Allowance	(2,200)
Other Working Capital	9,718
Customer Advances	(736)
Regulatory Assets and Liabilities	(3,721)
Deferred Income Taxes	(108,722)
Rate Base	**628,233**

Atmos Energy Corporation, Kentucky/Mid-States Division
Kentucky Jurisdiction Case No. 2024-00276
Comparative Income Statement
Base Period: Twelve Months Ended December 31, 2024
Forecasted Test Period: Twelve Months Ended March 31, 2026

Data:___X____Base Period___X____Forecasted Period
Type of Filing:___X____Original_____Updated _____Revised
Workpaper Reference No(s).

FR 16(8)(i)1
Schedule I
Witness: Faulk, Christian, Densman

	2019	2020	2021	2022	2023	Base Year 12/31/2024	Test Year 3/31/2026	2026	2027	2028
INCOME STATEMENT	$	$	$			$	$	$	$	$
Operating Revenues										
Gas service revenue	157,506	134,242	152,334	209,580	170,002	132,800	166,825	168,083	170,687	170,237
Transportation	18,325	17,180	18,499	20,214	20,703	21,749	20,571	17,453	17,453	17,453
Other revenue	1,878	2,087	136	211	26	256	426	3,550	3,556	3,556
Total Operating Revenues	177,709	153,508	170,969	230,005	190,732	154,805	187,822	189,085	191,696	191,245
Purchase gas	83,689	59,996	75,839	131,387	89,605	52,987	87,641	88,874	91,415	90,903
Gross Profit	94,020	93,513	95,130	98,619	101,126	101,819	100,181	100,212	100,281	100,342
Operating Expenses										
Direct O&M	18,981	15,673	19,495	17,205	17,558	17,683	15,067	21,186	21,882	22,658
Allocated O&M	12,487	12,950	13,806	12,755	13,458	15,854	18,251	15,597	16,110	16,681
Depreciation & amortization	20,423	20,485	21,285	19,950	19,462	19,916	22,028	23,309	26,684	30,972
Taxes - other than income	8,673	9,401	10,421	10,661	10,667	12,842	13,804	14,412	16,062	17,030
Total Operating Expenses	60,563	58,510	65,007	60,571	61,145	66,295	69,151	74,504	80,738	87,341
Operating income(loss)	33,457	35,003	30,123	38,047	39,981	35,524	31,030	25,708	19,543	13,001
Other income										
Interest Income	31	39	55	179	240	240	240	240	240	240
Performance based rates	3,425	3,359	1,485	4,846	3,354	3,354	3,000	3,000	3,000	3,000
Donations	(477)	(817)	(944)	(986)	(1,031)	(1,031)	(1,031)	(1,031)	(1,031)	(1,031)
Other Income	647	(106)	44	332	(183)	(183)	(183)	(183)	(183)	(183)
Total other income	3,627	2,476	641	4,371	2,381	2,381	2,026	2,026	2,026	2,026
Interest Charges										
Total interest charges	9,456	9,366	9,702	10,833	10,253	9,867	10,240	11,222	12,056	12,885
Income Before Taxes	27,628	28,113	21,061	31,586	32,109	28,037	22,816	16,512	9,513	2,142
Provision for income taxes	6,288	3,380	3,870	5,163	607	6,995	5,693	4,120	2,373	535
Net Income	21,340	24,732	17,191	26,424	31,502	21,042	17,124	12,392	7,139	1,608

Atmos Energy Corporation - Kentucky/Mid-States (Co050)
Trial-Balance - Balance Sheet Accounts
13 months ending March 2024

Divisio	Division Description	Account	Account Description	Sub Account	Sub Account Description	JUN-23	JUL-23	AUG-23	SEP-23	OCT-23	NOV-23	DEC-23	JAN-24	FEB-24	MAR-24
009	Kentucky Division	1010	Gas Plant in Service	10001	Lp - Production Plant	(44,369)	(44,369)	(44,369)	(44,369)	(44,369)	(44,369)	(44,369)	(44,369)	(44,369)	(44,369)
009	Kentucky Division	1010	Gas Plant in Service	10002	Ng - Production Plant	44,369	44,369	44,369	44,369	44,369	44,369	44,369	44,369	44,369	44,369
009	Kentucky Division	1010	Gas Plant in Service	10003	Ng - Storage Plant	16,619,829	16,619,829	21,850,074	22,228,436	22,259,471	22,279,990	22,317,039	22,317,039	22,270,844	22,281,605
009	Kentucky Division	1010	Gas Plant in Service	10004	Transmission Plant	33,161,239	33,161,239	33,161,239	33,121,946	33,121,946	33,121,946	33,121,946	33,121,946	33,121,946	33,121,946
009	Kentucky Division	1010	Gas Plant in Service	10006	General Dist System Plant	804,666,824	805,744,734	811,779,117	826,325,539	825,260,971	826,960,600	829,748,781	831,239,699	836,261,499	837,704,914
009	Kentucky Division	1010	Gas Plant in Service	10008	General Plant	23,872,146	24,081,571	24,305,512	24,381,837	24,382,640	24,325,484	24,472,547	24,680,095	24,725,544	24,872,314
009	Kentucky Division	1070	Construction work in progress	01005	Capitalized Project Labor	56,452,871	56,772,055	57,131,409	57,493,354	57,835,166	58,173,651	58,615,834	58,878,163	59,228,622	59,578,858
009	Kentucky Division	1070	Construction work in progress	01009	Capital Labor Accrual	(241,647)	(204,852)	(107,299)	(68,787)	(9,490)	75,638	(237,812)	(142,858)	(91,559)	(73,723)
009	Kentucky Division	1070	Construction work in progress	01252	Medical Benefits Variance	1,132	1,132	1,132	1,132	1,132	1,132	1,132	1,132	1,132	1,132
009	Kentucky Division	1070	Construction work in progress	01253	Medical Benefits Projects	7,738,606	7,796,187	7,861,014	7,928,104	7,989,767	8,053,539	8,139,010	8,188,434	8,254,460	8,321,797
009	Kentucky Division	1070	Construction work in progress	01256	Payroll Tax Projects	3,092,398	3,117,932	3,146,681	3,174,894	3,202,239	3,229,319	3,263,780	3,284,767	3,312,803	3,340,218
009	Kentucky Division	1070	Construction work in progress	01259	ESOP Benefits Projects	1,644,449	1,659,240	1,679,171	1,695,748	1,713,624	1,732,910	1,730,211	1,745,966	1,761,451	1,775,559
009	Kentucky Division	1070	Construction work in progress	01262	Other Benefits Projects	31,876	32,080	32,811	33,126	33,846	35,143	32,169	33,167	33,439	33,692
009	Kentucky Division	1070	Construction work in progress	01265	RSP FACC Benefits Projects	313,267	317,640	322,563	327,395	332,078	336,952	343,165	346,943	351,989	356,924
009	Kentucky Division	1070	Construction work in progress	01268	Life Benefits Projects	191,570	206,291	244,342	259,787	280,322	313,471	196,589	232,941	253,080	260,614
009	Kentucky Division	1070	Construction work in progress	01271	LTD Benefits Projects	248,047	250,090	252,392	254,650	256,841	259,117	261,993	263,756	266,103	268,401
009	Kentucky Division	1070	Construction work in progress	01290	Other Benefits Projects	8,445,792	8,445,792	8,445,792	8,445,792	8,445,792	8,445,792	8,445,792	8,445,792	8,445,792	8,445,792
009	Kentucky Division	1070	Construction work in progress	01291	Pension Benefits Projects	2,919,288	2,929,886	2,941,831	2,953,545	2,964,916	2,974,031	2,985,340	2,992,398	3,001,791	3,010,981
009	Kentucky Division	1070	Construction work in progress	01292	OPEB Benefits Projects	2,730,232	2,735,744	2,742,027	2,748,137	2,754,144	2,758,889	2,763,949	2,767,605	2,772,290	2,776,894
009	Kentucky Division	1070	Construction work in progress	01293	Workers Comp Benefits Projects	724,631	727,472	730,670	733,809	736,851	739,187	742,131	743,941	746,360	748,724
009	Kentucky Division	1070	Construction work in progress	01296	NSC-OPEB Benefits Projects	(3,158,000)	(3,267,678)	(3,377,823)	(3,490,491)	(3,593,673)	(3,701,463)	(3,771,775)	(3,813,511)	(3,869,269)	(3,924,851)
009	Kentucky Division	1070	Construction work in progress	01299	NSC-Pension Benefits Projects	(365,543)	(377,680)	(389,868)	(402,335)	(410,766)	(419,574)	(425,319)	(428,729)	(433,285)	(437,827)
009	Kentucky Division	1070	Construction work in progress	02001	Inventory Materials	138,528,584	140,112,529	141,124,985	142,538,213	143,194,899	144,227,622	145,180,790	146,581,382	147,516,327	148,522,434
009	Kentucky Division	1070	Construction work in progress	02002	Material Cost - Major Items	2,576,968	2,576,968	2,576,968	2,576,968	2,576,968	2,576,968	2,576,968	2,576,968	2,576,968	2,576,968
009	Kentucky Division	1070	Construction work in progress	02004	Warehouse Loading Charge	9,113,031	9,133,762	9,138,510	9,143,146	9,172,495	9,175,482	9,182,429	9,191,426	9,198,477	9,202,971
009	Kentucky Division	1070	Construction work in progress	03004	Vehicle Expense	71,689	71,689	71,689	72,646	72,646	72,646	74,570	74,570	74,570	75,531
009	Kentucky Division	1070	Construction work in progress	04201	Software Maintenance	52,014	52,014	52,014	52,014	52,014	52,014	52,014	52,014	52,014	52,014
009	Kentucky Division	1070	Construction work in progress	04212	IT Equipment	1,320,117	1,320,597	1,320,991	1,320,991	1,320,991	1,320,991	1,322,268	1,362,257	1,362,257	1,362,257
009	Kentucky Division	1070	Construction work in progress	04301	Equipment Lease	199,300	199,564	200,921	203,575	203,638	203,822	203,996	205,065	205,311	205,320
009	Kentucky Division	1070	Construction work in progress	04302	Heavy Equipment	6,336,296	6,345,484	6,345,484	6,437,247	6,637,883	6,777,819	6,828,326	6,866,310	6,876,217	6,894,980
009	Kentucky Division	1070	Construction work in progress	04309	Non-842 Heavy Equipment	448	448	448	448	448	448	448	448	448	448
009	Kentucky Division	1070	Construction work in progress	04581	Non 842 Building Lease/Rents	21,942	21,942	21,942	22,138	22,138	22,138	23,209	23,209	23,209	23,811
009	Kentucky Division	1070	Construction work in progress	04590	Utilities	4,580	4,580	4,580	4,651	4,651	4,651	5,441	5,441	5,441	5,756
009	Kentucky Division	1070	Construction work in progress	04861	A&G Overhead	82,041,186	82,497,707	82,904,870	83,324,440	83,758,103	84,234,213	84,965,363	85,493,879	85,930,910	86,357,022
009	Kentucky Division	1070	Construction work in progress	04862	A&G Overhead Load	182,938,941	183,840,264	184,967,853	185,861,123	186,499,809	187,343,308	188,963,517	189,650,610	190,498,725	191,533,681
009	Kentucky Division	1070	Construction work in progress	04863	A&G Overhead Clearing	(96,328,427)	(96,774,237)	(97,331,692)	(97,869,674)	(98,202,253)	(98,641,117)	(99,729,798)	(100,073,945)	(100,522,712)	(101,533,096)
009	Kentucky Division	1070	Construction work in progress	04871	WIP Closing	(777,490,156)	(779,850,849)	(792,533,784)	(809,912,558)	(811,597,287)	(814,325,906)	(817,770,117)	(820,843,745)	(826,302,976)	(829,672,777)
009	Kentucky Division	1070	Construction work in progress	04873	WIP Interest Cap AFUDC	7,674,974	7,810,617	7,934,586	7,988,384	8,005,579	8,034,660	8,075,041	8,116,653	8,163,379	8,212,597
009	Kentucky Division	1070	Construction work in progress	04888	Land	1,295,981	1,295,981	1,295,981	1,295,981	1,295,981	1,295,981	1,295,981	1,295,981	1,295,981	1,377,432
009	Kentucky Division	1070	Construction work in progress	04889	Land Rights	6,161,507	6,161,507	6,167,507	6,170,007	6,170,007	6,170,007	6,170,007	6,170,007	6,170,007	6,170,007
009	Kentucky Division	1070	Construction work in progress	05010	Office Supplies	389,625	389,625	389,625	389,625	389,625	389,625	389,625	389,625	389,625	389,625
009	Kentucky Division	1070	Construction work in progress	05310	Monthly Lines and service	13,548	13,548	13,548	13,741	13,741	13,741	14,039	14,039	14,039	14,455
009	Kentucky Division	1070	Construction work in progress	05411	Meals and Entertainment	122,605	122,629	123,131	124,696	125,039	125,329	125,962	126,064	126,540	127,368
009	Kentucky Division	1070	Construction work in progress	05413	Transportation	4,474	4,474	4,474	4,474	4,474	4,474	4,474	4,474	4,474	4,474
009	Kentucky Division	1070	Construction work in progress	05414	Lodging	122,202	122,202	122,653	123,225	123,225	123,225	123,637	123,637	123,776	123,776
009	Kentucky Division	1070	Construction work in progress	05418	Settlement	582	582	582	582	582	582	582	582	582	582
009	Kentucky Division	1070	Construction work in progress	05419	Misc Employee Expense	71,232	71,232	71,310	71,416	71,411	71,411	71,788	73,787	73,787	75,687
009	Kentucky Division	1070	Construction work in progress	06111	Contract Labor	351,454,155	353,427,241	356,819,824	359,952,009	361,483,834	363,617,919	365,785,836	367,104,592	369,333,613	371,355,097
009	Kentucky Division	1070	Construction work in progress	07590	Misc General Expense	48,714,542	49,048,113	49,356,569	49,664,510	50,011,572	50,348,418	50,692,269	51,023,605	51,414,198	51,728,642
009	Kentucky Division	1070	Construction work in progress	07591	Supplies & Expense	231,890	231,890	231,890	231,890	231,890	231,890	231,890	231,890	231,890	231,890
009	Kentucky Division	1070	Construction work in progress	07600	CWIP Accruals	390,232	408,061	410,171	381,382	739,990	402,833	397,480	410,325	393,016	421,785
009	Kentucky Division	1070	Construction work in progress	07601	Vehicle Cap Accrual	137,083	117,752	136,654	168,584	150,102	174,338	114,574	140,249	155,403	157,887
009	Kentucky Division	1070	Construction work in progress	07602	Depreciation Cap Accrual	18,739	19,051	18,922	20,507	28,329	28,329	28,284	28,734	19,839	19,710
009	Kentucky Division	1070	Construction work in progress	07603	Rent Cap Accrual	36,866	42,047	36,327	38,133	33,385	40,879	35,931	41,490	36,344	35,937
009	Kentucky Division	1070	Construction work in progress	07605	Heavy Equipment Cap Accrual	110,090	80,330	92,272	92,651	80,572	93,126	137,378	73,301	88,049	101,911
009	Kentucky Division	1070	Construction work in progress	07606	Insurance Cap Accrual	23,205	23,507	23,377	23,759	33,412	33,324	35,258	35,250	34,275	35,383
009	Kentucky Division	1070	Construction work in progress	07607	Telecom Cap Accrual	15,163	16,107	16,075	15,060	22,389	22,727	20,759	13,786	20,367	20,830
009	Kentucky Division	1070	Construction work in progress	07608	Uniform Cap Accrual	2,614	2,989	9,736	7,040	19,367	25,036	15,001	15,307	6,423	6,281
009	Kentucky Division	1070	Construction work in progress	07609	Utility Cap Accrual	54,670	31,499	38,151	29,994	46,999	30,521	34,245	38,046	22,391	56,735
009	Kentucky Division	1070	Construction work in progress	09911	Reimbursements	(29,053,881)	(29,128,314)	(29,778,698)	(31,001,274)	(31,145,579)	(31,549,340)	(31,794,590)	(31,860,211)	(34,384,998)	(34,468,690)
009	Kentucky Division	1070	Construction work in progress	10028	MEC Payment	1,183	1,183	1,183	1,183	1,183	1,183	2,084	2,084	2,084	2,084
009	Kentucky Division	1080	Accum Prov for Depreciation	00000	Default	(173,460,687)	(173,946,866)	(174,294,248)	(173,392,045)	(172,020,059)	(172,450,437)	(173,474,296)	(173,727,276)	(174,930,000)	(174,575,738)
009	Kentucky Division	1080	Accum Prov for Depreciation	04881	WIP Salvage	(137,622)	(137,622)	(137,622)	(132,785)	(132,785)	(132,785)	(132,785)	(132,785)	(132,785)	(132,785)
009	Kentucky Division	1080	Accum Prov for Depreciation	04882	WIP Removal Cost	2,295,311	2,376,391	2,452,614	2,256,145	2,062,298	2,045,808	2,016,949	2,074,758	2,215,971	2,105,009
009	Kentucky Division	1140	Gas plant acquisition adjustments	10017	Acquisition Adj	3,278,547	3,278,547	3,278,547	3,278,547	3,278,547	3,278,547	3,278,547	3,278,547	3,278,547	3,278,547
009	Kentucky Division	1150	Accumulated provision for amortization of	10013	Amort-Acquisition Adj	(3,336,784)	(3,336,784)	(3,336,784)	(3,336,784)	(3,336,784)	(3,336,784)	(3,336,784)	(3,336,784)	(3,336,784)	(3,336,784)
009	Kentucky Division	1150	Accumulated provision for amortization of	10027	Acquisition Adj-Mid-Tex	58,236	58,236	58,236	58,236	58,236	58,236	58,236	58,236	58,236	58,236
009	Kentucky Division	1420	Customer accounts receivable	10911	Unbilled Base Charge	2,217,389	2,200,386	2,187,708	2,170,295	2,164,222	2,170,852	2,183,383	2,204,127	2,220,446	2,230,011
009	Kentucky Division	1420	Customer accounts receivable	10912	Unbilled Commodity Charge	985,907	827,121	821,358	763,226	2,356,419	5,662,255	7,466,513	8,840,842	6,293,604	4,660,228
009	Kentucky Division	1420	Customer accounts receivable	10915	Mechanized Billing	12,361,240	10,031,114	7,986,547	7,570,501	5,774,340	8,135,145	12,289,556	17,716,944	17,273,050	14,485,621
009	Kentucky Division	1420	Customer accounts receivable	10917	Unapplied CIS Payments	468	468	468	468	468	468	468	468	468	468
009	Kentucky Division	1420	Customer accounts receivable	10921	Special Billing-Gas Serv	1,675,884	1,629,784	1,588,287	1,634,282	1,945,344	2,072,389	2,119,359	2,437,793	2,140,302	2,475,548
009	Kentucky Division	1420	Customer accounts receivable	10929	Reclass of Credit Balances	1,150,357	1,233,015	1,642,081	2,159,250	3,128,554	3,372,869	3,063,227	2,219,593	1,484,270	1,322,326
009	Kentucky Division	1420	Customer accounts receivable	10930	AR Transfers Between Customers	153,105	153,105	146,479	174,523	174,523	174,535	174,666	174,771	175,206	175,528
009	Kentucky Division	1430	Other Accounts Receivable	10997	Oracle AR Damage Claims	67,755	61,189	104,721	121,942	256,270	140,497	133,123	140,905	109,365	115,941
009	Kentucky Division	1430	Other Accounts Receivable	10999	Oracle AR Other	95,464	64,550	728,582	1,698,502	1,186,408	347,073	291,527	280,059	2,688,902	2,438,105
009	Kentucky Division	1430	Other Accounts Receivable	11339	Insurance Company Receivable	-	59,860	-	-	-	-	-	-	-	-
009	Kentucky Division	1430	Other Accounts Receivable	11378	Heath penalty passthrough	(2,726)	(6,726)	(4,000)	(4,000)	-	-	-	-	4,000	(4,000)
009	Kentucky Division	1440	Accum prov for uncollectible accounts	12001	Beginning of Year Reserve	(2,217,934)	(2,217,934)	(2,217,934)	(2,217,934)	(1,687,113)	(1,687,113)	(1,687,113)	(1,687,113)	(1,687,113)	(1,687,113)
009	Kentucky Division	1440	Accum prov for uncollectible accounts	12003	Monthly Bad Debt Provision	(891,115)	(841,803)	(899,991)	(871,146)	(15,946)	(158,338)	(384,951)	(594,655)	(893,636)	(1,104,026)
009	Kentucky Division	1440	Accum prov for uncollectible accounts	12004	SAP Customer AR Writeoffs	1,133,817	1,215,305	1,371,644	1,489,590	132,149	199,669	223,265	279,375	510,761	588,144
009	Kentucky Division	1440	Accum prov for uncollectible accounts	12005	SAP Customer AR Recoveries	(81,554)	(85,605)	(91,359)	(95,475)	(19,625)	(31,371)	(32,369)	(38,015)	(49,583)	(55,027)
009	Kentucky Division	1440	Accum prov for uncollectible accounts	12014	Writeoff Misc Service Revenue	11,769	12,364	13,946	15,448	1,378	2,425	2,397	2,832	5,581	6,297
009	Kentucky Division	1440	Accum prov for uncollectible accounts	12016	Recovery Misc Service Revenue	(4,867)	(5,215)	(7,260)	(7,596)	(1,074)	(2,138)	(2,747)	(3,463)	(3,953)	(4,548)
009	Kentucky Division	1460	A/R from Associated Companies	00000	Default	119,896	119,896	119,896	119,896	119,896	119,896	119,896	119,896	119,896	119,896

Trial Balance from Accounting provided files
(cut down to division 009 only and then summarized for non-Rate Base balance sheet accounts)

APR-24	MAY-24	JUN-24	
(44,369)	(44,369)	(44,369)	
44,369	44,369	44,369	
22,351,852	22,351,852	22,351,852	
33,121,946	33,121,946	33,121,946	
842,493,146	844,981,813	846,772,483	
24,963,096	24,965,842	24,966,526	
59,913,456	60,436,605	60,774,180	
(9,251)	(237,665)	(232,611)	
1,132	1,132	1,132	
8,384,835	8,483,259	8,549,158	
3,366,986	3,408,885	3,435,461	
1,791,599	1,797,260	1,809,616	
34,209	31,997	31,939	
361,742	369,295	374,079	
285,671	201,028	203,726	
270,644	274,170	276,395	
8,445,792	8,445,792	8,445,792	
3,019,959	3,033,935	3,042,834	
2,781,419	2,788,029	2,792,430	
751,032	754,657	756,949	
(3,978,086)	(4,061,319)	(4,114,933)	
(442,176)	(448,977)	(453,358)	
150,522,464	151,821,395	152,630,282	
2,576,968	2,576,968	2,576,968	
9,209,372	9,218,699	9,223,739	
76,214	76,214	76,616	
52,014	52,014	52,014	
1,411,646	1,411,646	1,442,818	
205,448	205,632	205,950	
7,093,515	7,096,979	7,100,358	
448	448	448	
23,811	23,910	24,470	
5,756	5,876	6,802	
86,801,761	87,430,847	87,899,920	
192,497,703	193,292,019	194,899,539	
(102,019,258)	(102,422,316)	(103,471,399)	
(835,705,827)	(838,572,657)	(842,492,930)	
8,260,364	8,318,722	8,385,332	
1,377,744	1,377,744	1,377,744	
6,170,007	6,170,007	6,223,831	
389,625	389,625	389,625	
14,455	14,525	15,048	
127,924	127,938	128,398	
4,474	4,474	4,474	
123,927	124,101	124,101	
582	582	582	
77,141	77,147	77,721	
373,056,095	374,803,095	377,049,095	
52,145,170	52,545,729	52,888,238	
231,890	231,890	231,890	
465,274	398,783	452,282	
204,479	153,606	139,809	
20,129	19,577	20,442	
37,532	36,083	62,856	
93,288	103,338	87,459	
36,213	36,212	36,212	
20,623	20,794	22,457	
6,971	17,726	10,160	
46,463	39,818	36,355	
(35,343,018)	(35,387,396)	(35,496,718)	
2,084	2,985	2,985	8,138,759
(174,988,820)	(176,079,173)	(175,342,053)	
(132,785)	(132,785)	(132,785)	
2,056,066	1,911,904	1,788,366	
3,278,547	3,278,547	3,278,547	
(3,336,784)	(3,336,784)	(3,336,784)	
58,236	58,236	58,236	(0)
2,235,300	2,231,806	2,222,208	
1,526,159	854,896	797,241	
12,428,016	9,426,918	8,644,091	
468	468	468	
1,914,521	1,817,389	1,718,949	
1,177,487	1,297,436	1,402,618	
175,671	175,671	175,766	
115,373	104,613	87,307	
592,804	31,591	106,204	
-	-	-	
-	-	4,000	
(1,687,113)	(1,687,113)	(1,687,113)	
(1,025,796)	(1,148,610)	(1,307,423)	
645,855	718,917	792,895	
(59,107)	(62,881)	(66,091)	
6,772	7,598	7,930	
(5,030)	(5,399)	(5,569)	
119,896	119,896	119,896	13,013,376

009	Kentucky Division	1630	Stores Expense Undistributed	02005	Non-Inventory Supplies	593	593	642	642	-	-	-	-	-	-
009	Kentucky Division	1630	Stores Expense Undistributed	04561	842 Variable Real Estate Lease Expense	271	264	243	214	(21)	(29)	(50)	(50)	(50)	(50)
009	Kentucky Division	1630	Stores Expense Undistributed	04590	Utilities	5,841	5,859	6,652	6,674	381	1,160	1,596	2,084	2,372	3,158
009	Kentucky Division	1630	Stores Expense Undistributed	05010	Office Supplies	-	-	-	-	177	177	177	177	177	177
009	Kentucky Division	1630	Stores Expense Undistributed	05111	Postage/Delivery Services	20	20	20	20	-	-	-	-	-	-
009	Kentucky Division	1630	Stores Expense Undistributed	09278	Storage O/H - Clearing	(1,305,122)	(1,326,064)	(1,330,865)	(1,335,551)	(29,650)	(32,673)	(39,694)	(48,733)	(55,879)	(60,426)
009	Kentucky Division	1630	Stores Expense Undistributed	27002	842 Real Estate Lease - Distribution	44,347	49,275	54,202	59,129	4,918	9,836	14,754	19,673	24,591	29,509
009	Kentucky Division	1641	Gas stored underground-Current	15901	P/L Stored Gas	1,520,188	1,859,919	2,332,360	2,701,513	3,146,284	2,859,859	2,264,296	1,411,876	857,150	296,815
009	Kentucky Division	1641	Gas stored underground-Current	16006	East Diamond Storage Facility	6,286,894	6,696,129	7,084,113	7,462,055	7,862,064	7,855,755	7,356,688	6,130,151	4,628,830	3,851,950
009	Kentucky Division	1641	Gas stored underground-Current	16013	Bon Harbor Storage	2,245,630	2,427,530	2,600,017	2,768,330	2,946,113	2,746,868	2,521,177	2,086,338	1,718,099	1,388,129
009	Kentucky Division	1641	Gas stored underground-Current	16014	Grandview Storage	866,037	911,576	982,554	1,032,214	1,086,857	993,482	887,502	769,677	632,381	462,809
009	Kentucky Division	1641	Gas stored underground-Current	16015	Hickory Storage	1,355,733	1,453,699	1,586,736	1,710,667	1,827,469	1,690,511	1,577,442	1,352,883	965,051	850,310
009	Kentucky Division	1641	Gas stored underground-Current	16016	Kirkwood Storage	748,068	788,264	842,787	893,427	941,062	877,295	806,667	672,227	543,220	438,730
009	Kentucky Division	1641	Gas stored underground-Current	16017	St. Charles Storage	8,223,430	8,618,862	9,152,747	9,649,225	10,114,328	9,430,645	8,641,368	7,454,351	6,396,155	4,659,944
009	Kentucky Division	1650	Prepayments	13030	Prepaid-Ky Psc Assessment	-	276,630	251,482	226,334	201,186	176,037	150,889	125,741	100,593	75,445
009	Kentucky Division	1650	Prepayments	13060	Prepaid - Sports Events	-	68,995	68,995	68,995	63,736	63,736	63,736	63,736	63,736	63,736
009	Kentucky Division	1650	Prepayments	13090	Prepaid DOT Fee/Right-of-way	17,429	11,619	5,810	-	-	-	-	-	-	-
009	Kentucky Division	1650	Prepayments	13124	Ppd SW & HW Maint	14,715	12,876	11,036	9,197	7,357	5,518	3,679	1,839	0	(1,849)
009	Kentucky Division	1823	Other Regulatory Assets	13751	KY Rate Case	231,393	221,333	211,272	201,212	191,151	181,091	171,030	160,969	150,909	140,848
009	Kentucky Division	1840	Clearing Account	13207	Ppd Locusview	33,690	33,690	33,690	33,690	33,690	33,690	33,690	33,690	33,690	33,690
009	Kentucky Division	1840	Clearing Account	13635	Capital Benefits F Medical Load Clr	(1,151,386)	(1,270,390)	(1,390,023)	(1,512,104)	(119,812)	(250,547)	(436,548)	(559,851)	(688,654)	(815,713)
009	Kentucky Division	1840	Clearing Account	13637	Capital Benefits F Emp ESOP Load Clr	(257,438)	(284,418)	(311,541)	(339,219)	(27,164)	(53,047)	(89,872)	(114,284)	(139,785)	(164,940)
009	Kentucky Division	1840	Clearing Account	13639	Capital Benefits F RSP FACC Load Clr	(86,422)	(95,459)	(104,545)	(113,816)	(9,099)	(19,091)	(33,308)	(42,732)	(52,577)	(62,289)
009	Kentucky Division	1840	Clearing Account	13640	Capital Benefits F Basic Life Load Clr	(12,603)	(13,922)	(15,248)	(16,602)	(1,328)	(2,994)	(5,363)	(6,934)	(8,575)	(10,194)
009	Kentucky Division	1840	Clearing Account	13641	Capital Benefits F LTD Load Clr	(40,328)	(44,550)	(48,794)	(53,125)	(4,251)	(8,900)	(15,514)	(19,899)	(24,480)	(28,998)
009	Kentucky Division	1840	Clearing Account	13642	Capital Benefits G Medical Trans out	(3,104)	(4,961)	(8,417)	(8,417)	-	-	-	-	(6,868)	(8,269)
009	Kentucky Division	1840	Clearing Account	13643	Capital Benefits G Payroll Tax Trans out	(0)	-	-	-	-	-	-	-	-	(0)
009	Kentucky Division	1840	Clearing Account	13644	Capital Benefits G Emp ESOP Trans out	(704)	(1,125)	(1,908)	(1,908)	-	-	-	-	(1,360)	(1,637)
009	Kentucky Division	1840	Clearing Account	13646	Capital Benefits G RSP FACC Trans out	(236)	(377)	(639)	(639)	-	-	-	-	(525)	(632)
009	Kentucky Division	1840	Clearing Account	13647	Capital Benefits G Basic Life Trans out	(34)	(55)	(93)	(93)	-	-	-	-	(87)	(105)
009	Kentucky Division	1840	Clearing Account	13648	Capital Benefits G LTD Trans out	(110)	(176)	(299)	(299)	-	-	-	-	(244)	(294)
009	Kentucky Division	1840	Clearing Account	13649	Expense Benefits H Medical Trans out	-	-	-	-	-	-	-	-	-	(1,753)
009	Kentucky Division	1840	Clearing Account	13651	Expense Benefits H Emp ESOP Trans out	-	-	-	-	-	-	-	-	-	(347)
009	Kentucky Division	1840	Clearing Account	13653	Expense Benefits H RSP FACC Trans out	-	-	-	-	-	-	-	-	-	(134)
009	Kentucky Division	1840	Clearing Account	13654	Expense Benefits H Basic Life Trans out	-	-	-	-	-	-	-	-	-	(22)
009	Kentucky Division	1840	Clearing Account	13655	Expense Benefits H LTD Trans out	-	-	-	-	-	-	-	-	-	(62)
009	Kentucky Division	1840	Clearing Account	13656	Capital Benefits I Medical Trans in	-	-	-	-	-	-	(29)	(29)	(29)	(29)
009	Kentucky Division	1840	Clearing Account	13657	Capital Benefits I Payroll Tax Trans in	-	-	-	-	-	-	(13)	(13)	(13)	(13)
009	Kentucky Division	1840	Clearing Account	13658	Capital Benefits I Emp ESOP Trans in	-	-	-	-	-	-	(5)	(5)	(5)	(5)
009	Kentucky Division	1840	Clearing Account	13660	Capital Benefits I RSP FACC Trans in	-	-	-	-	-	-	(2)	(2)	(2)	(2)
009	Kentucky Division	1840	Clearing Account	13661	Capital Benefits I Basic Life Trans in	-	-	-	-	-	-	(0)	(0)	(0)	(0)
009	Kentucky Division	1840	Clearing Account	13662	Capital Benefits I LTD Trans in	-	-	-	-	-	-	(1)	(1)	(1)	(1)
009	Kentucky Division	1840	Clearing Account	13670	Benefits K Medical Transfers	-	-	-	-	-	-	29	29	29	29
009	Kentucky Division	1840	Clearing Account	13671	Benefits K Payroll Tax Transfers	-	-	-	-	-	-	13	13	13	13
009	Kentucky Division	1840	Clearing Account	13672	Benefits K Emp ESOP Transfers	-	-	-	-	-	-	5	5	5	5
009	Kentucky Division	1840	Clearing Account	13674	Benefits K RSP FACC Transfers	-	-	-	-	-	-	2	2	2	2
009	Kentucky Division	1840	Clearing Account	13675	Benefits K Basic Life Transfers	-	-	-	-	-	-	0	0	0	0
009	Kentucky Division	1840	Clearing Account	13676	Benefits K LTD Transfers	-	-	-	-	-	-	1	1	1	1
009	Kentucky Division	1840	Clearing Account	13807	Cap Benefits F Pension Load Clr	(223,087)	(244,987)	(267,004)	(289,471)	(22,050)	(40,647)	(67,106)	(84,645)	(102,968)	(121,042)
009	Kentucky Division	1840	Clearing Account	13808	Cap Benefits F FAS 106 Load Clr	(129,634)	(140,980)	(152,386)	(164,026)	(11,423)	(20,653)	(33,783)	(42,488)	(51,580)	(60,550)
009	Kentucky Division	1840	Clearing Account	13809	Cap Benefits F Workers Comp Clr	(57,309)	(63,180)	(69,082)	(75,105)	(5,911)	(10,699)	(17,511)	(22,027)	(26,744)	(31,398)
009	Kentucky Division	1840	Clearing Account	13815	Benefits K Pension Transfers	-	-	-	-	-	-	4	4	4	4
009	Kentucky Division	1840	Clearing Account	13816	Benefits K FAS106 Transfers	-	-	-	-	-	-	2	2	2	2
009	Kentucky Division	1840	Clearing Account	13823	Medical/Dental Insurance Clearing	37,850	38,100	38,485	38,485	462	462	577	44,577	45,039	45,885
009	Kentucky Division	1840	Clearing Account	13826	Employer ESOP Matching	419,643	461,366	503,325	545,832	43,126	86,591	151,655	195,841	241,079	285,680
009	Kentucky Division	1840	Clearing Account	13836	PA Entry Clearing	10,701,270	11,099,701	11,432,984	11,804,498	12,200,226	12,614,779	13,063,059	13,484,489	13,870,652	14,253,744
009	Kentucky Division	1840	Clearing Account	13841	Employer ESOP Matching Accrual	(9,751)	(7,513)	(1,148)	1,224	4,622	9,172	(10,410)	(3,579)	(897)	1,047
009	Kentucky Division	1840	Clearing Account	13861	RSP FACC	178,542	197,260	215,826	235,777	20,568	41,917	74,051	96,893	120,231	143,145
009	Kentucky Division	1840	Clearing Account	13870	Capital Benefits G Workers Comp Trans out	(153)	(245)	(415)	(415)	-	-	-	-	(252)	(303)
009	Kentucky Division	1840	Clearing Account	13871	Capital Benefits I Pension Trans in	-	-	-	-	-	-	(4)	(4)	(4)	(4)
009	Kentucky Division	1840	Clearing Account	13872	Capital Benefits I FAS106 Trans in	-	-	-	-	-	-	(2)	(2)	(2)	(2)
009	Kentucky Division	1840	Clearing Account	13873	Capital Benefits G Pension Trans out	(571)	(913)	(1,549)	(1,549)	-	-	-	-	(977)	(1,176)
009	Kentucky Division	1840	Clearing Account	13874	Capital Benefits G FAS106 Trans out	(296)	(473)	(802)	(802)	-	-	-	-	(485)	(584)
009	Kentucky Division	1840	Clearing Account	13875	Expense Benefits H Pension Trans out	-	-	-	-	-	-	-	-	-	(249)
009	Kentucky Division	1840	Clearing Account	13876	Expense Benefits H FAS106 Trans out	-	-	-	-	-	-	-	-	-	(124)
009	Kentucky Division	1840	Clearing Account	13893	Expense Benefits H Workers Comp Transfer out	-	-	-	-	-	-	-	-	-	(64)
009	Kentucky Division	1840	Clearing Account	13895	Capital Benefits I Workers Comp Trans in	-	-	-	-	-	-	(1)	(1)	(1)	(1)
009	Kentucky Division	1840	Clearing Account	13899	Benefits K Workers Comp Transfers	-	-	-	-	-	-	1	1	1	1
009	Kentucky Division	1840	Clearing Account	27002	842 Real Estate Lease - Distribution	(84,593)	(104,970)	(125,348)	(145,725)	(153,173)	(161,106)	(168,554)	(176,002)	(40,988)	(46,447)
009	Kentucky Division	1840	Clearing Account	27004	842 Fleet Lease	-	-	-	-	(0)	(0)	(0)	(0)	-	-
009	Kentucky Division	1840	Clearing Account	27005	842 Tower Lease	(484)	(605)	(725)	(852)	(1,001)	-	(149)	(298)	(1,200)	(1,349)
009	Kentucky Division	1840	Clearing Account	27007	842 LocusView Lease	-	-	-	-	-	63,960	33,690	33,690	33,690	33,690
009	Kentucky Division	1860	Miscellaneous deferred debits	13207	Ppd Locusview	410,953	391,513	372,076	352,640	-	-	-	-	-	-
009	Kentucky Division	1860	Miscellaneous deferred debits	13900	Deferred Asset Projects	35,742	35,742	35,742	35,742	35,742	35,742	35,742	35,742	35,742	35,742
009	Kentucky Division	1860	Miscellaneous deferred debits	13957	Def Dr - Payroll Clearing	-	-	-	-	-	-	-	7,035	(9,442)	7,035
009	Kentucky Division	1860	Miscellaneous deferred debits	27002	842 Real Estate Lease - Distribution	5,509,029	5,458,389	5,407,639	5,356,777	4,263,233	4,222,014	4,180,705	4,139,305	4,097,815	4,056,234
009	Kentucky Division	1860	Miscellaneous deferred debits	27004	842 Fleet Lease	4,265,858	4,250,927	4,199,833	4,251,909	4,507,882	4,383,189	4,579,354	4,480,788	4,576,922	4,553,313
009	Kentucky Division	1860	Miscellaneous deferred debits	27005	842 Tower Lease	3,736,386	3,719,766	3,703,112	3,686,425	3,669,133	3,652,386	3,635,605	3,618,790	3,601,937	3,585,049
009	Kentucky Division	1860	Miscellaneous deferred debits	27007	842 LocusView Lease	-	-	-	-	333,205	313,545	293,865	274,187	254,510	234,834
009	Kentucky Division	1900	Accumulated Deferred Income Taxes	28201	Accum Defer Fed Income	13,540,765	13,375,828	13,210,891	11,307,893	11,142,956	10,978,020	9,731,157	9,566,220	9,401,283	11,399,784
009	Kentucky Division	1900	Accumulated Deferred Income Taxes	28206	Accum Defer State Inc Tax	7,514,049	7,514,049	7,514,049	8,236,344	8,236,344	8,236,344	7,900,958	7,900,958	7,900,958	7,418,533
009	Kentucky Division	1910	Unrecovered Purchased Gas Costs	14084	Gas Purchases	1,404,443	2,330,261	2,023,785	2,422,355	3,830,361	6,450,665	8,289,321	14,156,793	8,180,060	7,186,889
009	Kentucky Division	1910	Unrecovered Purchased Gas Costs	14087	PBR Recoveries	3,822,937	4,030,740	4,261,799	4,471,345	4,646,163	4,680,920	4,509,605	4,056,022	3,717,852	3,540,598
009	Kentucky Division	1910	Unrecovered Purchased Gas Costs	14088	Recoveries	(22,362,758)	(22,272,819)	(21,435,807)	(20,463,523)	(19,406,079)	(18,341,389)	(18,815,493)	(22,186,622)	(18,665,781)	(16,320,202)
009	Kentucky Division	1910	Unrecovered Purchased Gas Costs	14089	Unbilled Recoveries	(746,205)	(575,687)	(566,769)	(526,741)	(1,544,737)	(3,953,717)	(4,966,736)	(6,027,062)	(3,909,574)	(3,087,986)
009	Kentucky Division	1910	Unrecovered Purchased Gas Costs	29005	Bad Debt Gas Cost	473,460	567,231	756,945	906,911	1,048,916	-	(17,618)	(7,811)	198,877	235,274
009	Kentucky Division	2270	Obligations under Capital Leases - Non Cu	13207	Ppd Locusview	(257,019)	(257,245)	(257,471)	(257,698)	-	-	-	-	-	-
009	Kentucky Division	2270	Obligations under Capital Leases - Non Cu	27002	842 Real Estate Lease - Distribution	(5,393,654)	(5,336,775)	(5,279,776)	(5,222,655)	(4,092,236)	(4,046,628)	(4,000,923)	(3,955,121)	(3,909,221)	(3,863,224)
009	Kentucky Division	2270	Obligations under Capital Leases - Non Cu	27004	842 Fleet Lease	(2,832,005)	(2,819,853)	(2,779,264)	(2,822,893)	(3,100,647)	(2,995,653)	(3,171,527)	(3,096,567)	(3,177,171)	(3,156,723)
009	Kentucky Division	2270	Obligations under Capital Leases - Non Cu	27005	842 Tower Lease	(3,711,296)	(3,696,928)	(3,682,493)	(3,668,022)	(3,656,797)	(3,642,198)	(3,627,454)	(3,612,662)	(3,596,712)	(3,581,799)
009	Kentucky Division	2270	Obligations under Capital Leases - Non Cu	27007	842 LocusView Lease	-	-	-	-	(89,254)	(0)	(0)	(0)	(0)	0

-	-	-	
(50)	(50)	(50)	
3,468	4,227	4,635	
177	177	177	
-	-	-	
(66,889)	(76,267)	(81,378)	
34,427	39,345	44,263	
589,080	875,219	1,175,180	
3,851,950	4,194,283	5,028,794	
1,388,487	1,462,659	1,608,440	
516,772	548,450	603,574	
850,310	898,364	983,682	
438,730	463,019	510,568	
5,217,164	5,745,801	6,661,894	
50,296	25,148	-	
63,736	-	-	
66,926	53,541	40,156	
19,882	43,191	38,903	
130,788	120,727	110,666	
33,690	33,690	33,690	
(941,597)	(1,129,745)	(1,259,176)	
(189,863)	(227,113)	(252,739)	
(71,910)	(86,291)	(96,184)	
(11,797)	(14,194)	(15,843)	
(33,475)	(40,166)	(44,769)	
(8,683)	(9,213)	(11,299)	
-	-	(0)	
(1,719)	(1,824)	(2,237)	
(664)	(704)	(864)	
(111)	(117)	(144)	
(309)	(328)	(402)	
(3,136)	(5,033)	(5,033)	
(621)	(996)	(996)	
(240)	(385)	(385)	
(40)	(64)	(64)	
(112)	(179)	(179)	
(29)	(29)	(29)	
(13)	(13)	(13)	
(5)	(5)	(5)	
(2)	(2)	(2)	
(0)	(0)	(0)	
(1)	(1)	(1)	
29	29	29	
13	13	13	
5	5	5	
2	2	2	
0	0	0	
1	1	1	
(138,949)	(165,713)	(184,125)	
(69,437)	(82,719)	(91,856)	
(36,008)	(42,899)	(47,639)	
4	4	4	
2	2	2	
46,250	47,289	47,616	
328,344	391,388	435,308	
14,688,417	15,154,116	15,581,269	
4,345	(10,746)	(10,274)	
165,690	200,063	223,783	
(318)	(337)	(414)	
(4)	(4)	(4)	
(2)	(2)	(2)	
(1,235)	(1,310)	(1,607)	
(613)	(650)	(798)	
(446)	(716)	(716)	
(221)	(355)	(355)	
(115)	(184)	(184)	
(1)	(1)	(1)	
1	1	1	
(1,011)	3,680	3,763	
(0)	(0)	(0)	
-	-	-	
33,690	97,650	67,380	14,554,252
-	-	-	
35,742	35,742	35,742	
7,035	7,035	14,070	
4,014,562	3,972,788	3,930,920	
4,537,299	4,536,720	4,611,266	
3,568,126	3,551,168	3,534,174	
215,159	195,257	175,335	12,301,507
11,234,847	11,069,911	10,857,475	
7,418,533	7,418,533	7,406,050	
1,563,983	2,243,470	2,433,245	
3,783,037	4,088,263	4,409,407	
(15,240,525)	(12,539,101)	(12,328,007)	
(1,061,321)	(595,060)	(550,514)	
247,022	277,122	315,321	(5,720,548)
-	-	-	
(3,817,130)	(3,768,389)	(3,722,098)	
(3,141,891)	(3,143,340)	(3,213,630)	
(3,566,849)	(3,551,793)	(3,536,629)	
(0)	(0)	(0)	

009	Kentucky Division	2320	Accounts Payable	13090	Prepaid DOT Fee/Right-of-way	-	-	-	-	(5,654)	(11,308)	(16,963)	(22,617)	(28,271)	(33,925)
009	Kentucky Division	2320	Accounts Payable	21000	Net Payroll	(1,583,333)	(2,224,685)	(2,881,452)	-	(660,225)	(2,004,237)	(3,001,623)	(3,679,815)	(4,378,635)	(5,057,543)
009	Kentucky Division	2320	Accounts Payable	21007	Emp Supp Life Ins	(3,328)	-	-	-	-	-	-	-	-	-
009	Kentucky Division	2320	Accounts Payable	21010	Emp Ad&D	(432)	-	-	-	-	-	-	-	-	-
009	Kentucky Division	2320	Accounts Payable	21016	Emp Credit Union	-	-	-	-	-	-	155	155	155	155
009	Kentucky Division	2320	Accounts Payable	21018	Emp United Way	(95)	(1,439)	(2,878)	-	(1,401)	(2,734)	-	(3,608)	(5,125)	-
009	Kentucky Division	2320	Accounts Payable	21020	Federal PAC	-	-	-	-	-	505	-	-	-	-
009	Kentucky Division	2320	Accounts Payable	21033	Empr Esop	(10,279)	(12,517)	(18,882)	(21,254)	(25,875)	(30,426)	(10,844)	(17,674)	(20,357)	(22,301)
009	Kentucky Division	2320	Accounts Payable	21035	Empr Ltd Ins	268,739	275,223	281,715	288,369	294,992	301,743	308,466	315,231	322,055	328,919
009	Kentucky Division	2320	Accounts Payable	21036	Empr Basic Life	165,422	170,247	175,080	180,024	184,946	189,979	194,994	200,041	205,133	210,256
009	Kentucky Division	2320	Accounts Payable	21043	Emp Medical Prem W/H	(501,749)	(551,806)	(602,368)	(652,829)	(50,268)	(100,615)	(176,851)	(230,650)	(284,563)	(338,445)
009	Kentucky Division	2320	Accounts Payable	21045	Emp Dental Prem W/H	(24,894)	(27,310)	(29,764)	(32,224)	(2,459)	(4,951)	(8,636)	(11,099)	(13,560)	(16,031)
009	Kentucky Division	2320	Accounts Payable	21050	Accrued Payroll	(270,417)	(326,574)	(491,628)	(560,117)	(671,324)	(805,501)	(281,372)	(458,108)	(524,914)	(563,931)
009	Kentucky Division	2320	Accounts Payable	21052	Vision Plan	(3,061)	-	-	-	-	-	-	-	-	-
009	Kentucky Division	2320	Accounts Payable	21053	Pretax Flex Medical Plan	(3,920)	(2,547)	(1,148)	(2,090)	(2,748)	(4,367)	(6,706)	(3,549)	(979)	2,011
009	Kentucky Division	2320	Accounts Payable	21054	Pretax Dependent Care Plan	-	-	192	-	-	-	-	-	-	-
009	Kentucky Division	2320	Accounts Payable	21101	Estimated Gas Cost	(4,356,964)	(4,908,378)	(4,894,592)	(5,026,540)	(6,335,590)	(4,611,077)	(5,122,481)	(7,926,339)	(2,882,282)	(2,216,517)
009	Kentucky Division	2320	Accounts Payable	21136	Aligne Accounts Payable	-	-	-	-	-	-	-	-	-	-
009	Kentucky Division	2320	Accounts Payable	21178	Health Spending Account	-	-	-	-	-	2,137	-	-	-	-
009	Kentucky Division	2320	Accounts Payable	21306	RSP FACC Empr Payable	(114,679)	(133,396)	(150,087)	(169,962)	(190,530)	(211,879)	-	(22,842)	(46,179)	(69,093)
009	Kentucky Division	2320	Accounts Payable	21308	Emp Lifelock Deductions	(229)	(229)	-	-	-	-	-	-	-	-
009	Kentucky Division	2320	Accounts Payable	23501	Customer Contributions	32,121	29,669	26,731	24,084	28,811	25,074	21,765	24,753	21,835	29,130
009	Kentucky Division	2320	Accounts Payable	24612	Other A/P-Unclaimed Property	(624,090)	(624,090)	(624,090)	(624,090)	(660,964)	(660,908)	(660,856)	(660,856)	(660,856)	(660,917)
009	Kentucky Division	2350	Customer deposits	25000	Customer Deposits- Active	(499,443)	(480,016)	(472,514)	(463,070)	(441,391)	(428,229)	(417,044)	(409,533)	(404,110)	(399,839)
009	Kentucky Division	2360	Taxes accrued	25102	Empr Fica-Accrual	(9,969)	(7,124)	(8,277)	(11,950)	(12,688)	2,857	(10,294)	(11,089)	(11,233)	(12,689)
009	Kentucky Division	2360	Taxes accrued	25104	Empr Futa-Accrual	(7)	(4)	(8)	(17)	(11)	(0)	(5)	(767)	(153)	(6)
009	Kentucky Division	2360	Taxes accrued	25107	State Unemployment Tax	(1,689)	(1,687)	(1,689)	(1,693)	(1,693)	(1,676)	(1,688)	(1,921)	(1,831)	(1,709)
009	Kentucky Division	2360	Taxes accrued	25201	Ad Valorem Tax	(10,334,073)	(11,191,573)	(12,049,073)	(11,406,573)	(12,406,516)	(13,343,020)	(14,358,920)	(15,465,283)	(13,071,773)	(14,183,537)
009	Kentucky Division	2370	Interest accrued	26919	Int On Customer Deposits	(11,218)	(14,008)	(16,554)	(18,684)	(20,530)	(21,956)	(24,086)	(27,095)	(16,259)	(19,563)
009	Kentucky Division	2410	Tax collections	27201	Emp Fica-Accrual	(343)	(343)	(343)	(343)	(343)	38,700	(343)	(343)	(343)	(343)
009	Kentucky Division	2410	Tax collections	27204	Emp Fit-Accrual	(403)	(403)	(403)	(403)	(403)	44,494	(403)	(403)	(403)	(403)
009	Kentucky Division	2410	Tax collections	27205	Emp Sit-Accrual	(375)	(375)	(375)	(375)	(375)	19,233	(375)	(375)	(375)	(375)
009	Kentucky Division	2410	Tax collections	27206	Emp Local Tax-Accrual	(202)	(202)	(202)	(220)	(202)	9,560	(202)	(202)	(202)	(202)
009	Kentucky Division	2410	Tax collections	27209	City Franchise Tax	(423,529)	(85,033)	(154,933)	(227,487)	(90,591)	(224,361)	(427,775)	(303,697)	(556,340)	(745,625)
009	Kentucky Division	2410	Tax collections	27210	State Sales Tax	(105,546)	(107,036)	(84,967)	(134,978)	(133,332)	(234,080)	(276,715)	(429,610)	(257,551)	(149,573)
009	Kentucky Division	2410	Tax collections	27211	County Sales Tax	(3)	(3)	(3)	(3)	(3)	(3)	(3)	(3)	(3)	(3)
009	Kentucky Division	2410	Tax collections	27212	City Sales Tax	(63,523)	(52,233)	(54,312)	(51,290)	(55,290)	(65,442)	(71,561)	(74,947)	(90,251)	(76,311)
009	Kentucky Division	2410	Tax collections	27215	KY Utility School Tax	(213,754)	(188,169)	(177,707)	(186,661)	(206,631)	(317,502)	(469,258)	(659,802)	(597,131)	(434,101)
009	Kentucky Division	2410	Tax collections	27235	WKG County-School Taxes	-	-	-	-	-	50	-	-	-	-
009	Kentucky Division	2420	Miscellaneous current and accrued liabilitie	27346	Gas Research Institute	(46,548)	(6,185)	(11,508)	(18,330)	(8,777)	(26,915)	(61,770)	(57,342)	(108,690)	(139,150)
009	Kentucky Division	2420	Miscellaneous current and accrued liabilitie	27353	Deferred Billing AR	(1,150,357)	(1,233,015)	(1,642,081)	(2,159,250)	(3,128,554)	(3,372,869)	(3,063,227)	(2,219,593)	(1,484,270)	(1,322,326)
009	Kentucky Division	2420	Miscellaneous current and accrued liabilitie	27384	Texas Gas Imbalance	(4,548,075)	(3,570,733)	(2,193,143)	(1,218,028)	(565,726)	(1,082,937)	(2,081,289)	(4,188,544)	(4,745,741)	(5,894,935)
009	Kentucky Division	2420	Miscellaneous current and accrued liabilitie	27909	TCJA EDIT 2017	(8,674,414)	(8,674,414)	(8,674,414)	(8,674,414)	(8,674,414)	(8,674,414)	(8,674,414)	(8,674,414)	(8,674,414)	(8,674,414)
009	Kentucky Division	2430	Obligations under Capital Leases - Curren	13207	Ppd Locusview	(235,617)	(236,099)	(236,582)	(237,066)	-	-	-	-	-	-
009	Kentucky Division	2430	Obligations under Capital Leases - Curren	27002	842 Real Estate Lease - Distribution	(646,458)	(650,832)	(655,216)	(659,609)	(540,831)	(543,752)	(546,680)	(549,614)	(552,555)	(555,503)
009	Kentucky Division	2430	Obligations under Capital Leases - Curren	27004	842 Fleet Lease	(1,433,059)	(1,430,279)	(1,419,775)	(1,428,222)	(1,407,235)	(1,387,536)	(1,407,827)	(1,384,222)	(1,399,750)	(1,396,589)
009	Kentucky Division	2430	Obligations under Capital Leases - Curren	27005	842 Tower Lease	(180,850)	(181,716)	(182,585)	(183,456)	(180,519)	(181,369)	(182,223)	(183,080)	(183,821)	(184,678)
009	Kentucky Division	2430	Obligations under Capital Leases - Curren	27007	842 LocusView Lease	-	-	-	-	(238,907)	(238,037)	(208,234)	(208,702)	(209,171)	(209,642)
009	Kentucky Division	2520	Customer advances for construction	27341	Cust Adv for Construction	(755,722)	(754,700)	(736,646)	(736,136)	(736,136)	(736,136)	(736,136)	(736,136)	(736,136)	(736,136)
009	Kentucky Division	2530	Other deferred credits	14001	Conservation Project Cost	7,684,649	7,684,649	7,687,649	7,687,649	7,687,649	7,687,649	7,687,649	7,687,649	7,678,063	7,684,063
009	Kentucky Division	2530	Other deferred credits	14135	Conservation Project Recoveries	(7,870,288)	(7,871,219)	(7,872,028)	(7,872,959)	(7,874,125)	(7,877,567)	(7,884,524)	(7,888,736)	(7,887,382)	(7,886,795)
009	Kentucky Division	2530	Other deferred credits	27909	TCJA EDIT 2017	(11,724,555)	(11,001,687)	(10,278,819)	(9,555,952)	(8,833,084)	(8,110,217)	(7,387,348)	(6,664,480)	(5,941,612)	(5,218,745)
009	Kentucky Division	2540	Other Regulatory Liabilities	27913	Reserve for rate case 2018-00281	(9,442,090)	(9,305,112)	(9,168,134)	(9,031,156)	(8,894,178)	(8,757,200)	(8,620,222)	(8,620,222)	(8,346,266)	(8,209,288)
009	Kentucky Division	2820	Accum deferred income taxes-Other prop	28201	Accum Defer Fed Income	(109,302,759)	(109,302,759)	(109,302,759)	(105,824,825)	(105,824,825)	(105,824,825)	(107,817,929)	(107,817,929)	(107,817,929)	(110,285,973)
009	Kentucky Division	2820	Accum deferred income taxes-Other prop	28206	Accum Defer State Inc Tax	(23,834,773)	(23,834,773)	(23,834,773)	(23,502,075)	(23,502,075)	(23,502,075)	(24,001,601)	(24,001,601)	(24,001,601)	(24,620,159)
009	Kentucky Division	2830	Accumulated deferred income taxes-Othe	28201	Accum Defer Fed Income	(7,427,093)	(7,427,093)	(7,427,093)	(6,734,916)	(6,734,916)	(6,734,916)	(5,025,068)	(5,025,068)	(5,025,068)	(5,775,888)
009	Kentucky Division	2830	Accumulated deferred income taxes-Othe	28206	Accum Defer State Inc Tax	(3,969,762)	(3,969,762)	(3,969,762)	(3,448,344)	(3,448,344)	(3,448,344)	(3,391,849)	(3,391,849)	(3,391,849)	(3,456,011)

Other Balance Sheet Accounts

Construction work in progress
Customer accounts receivable
Prepayments
Miscellaneous deferred debits
Unrecovered Purchased Gas Costs
Accounts Payable
Customer deposits
Taxes accrued
Miscellaneous current and accrued liabilities
Other deferred credits

Shared Services Cash Accounts

002	Shared Services General Off	1310	Cash
002	Shared Services General Off	1310	Cash
002	Shared Services General Off	1310	Cash
002	Shared Services General Off	1310	Cash
002	Shared Services General Off	1310	Cash
002	Shared Services General Off	1310	Cash
002	Shared Services General Off	1310	Cash
002	Shared Services General Off	1310	Cash
002	Shared Services General Off	1310	Cash
002	Shared Services General Off	1310	Cash
002	Shared Services General Off	1310	Cash

-	-	-	
(5,713,142)	(6,700,596)	(7,388,418)	
-	-	(3,007)	
-	-	(462)	
310	-	-	
(1,459)	(3,637)	-	
-	-	-	
(25,598)	(10,507)	(10,980)	
335,687	342,406	349,174	
215,309	220,324	225,377	
(390,938)	(468,128)	(520,326)	
(18,451)	(22,037)	(24,470)	
(656,030)	(271,666)	(284,927)	
(2,141)	-	-	
3,524	2,603	4,449	
-	(500)	(833)	
(3,795,731)	(3,988,236)	(5,618,163)	
(20,408)	-	-	
-	-	-	
(90,720)	(124,171)	(147,891)	
-	-	-	
35,763	33,119	30,681	
(661,007)	(661,007)	(661,012)	(14,050,807)
(397,188)	(392,196)	(384,699)	(384,699)
(11,131)	(9,801)	(7,042)	
(7)	(14)	(14)	
(1,688)	(1,690)	(1,691)	
(11,545,600)	(12,283,785)	(12,879,525)	
(22,109)	(24,765)	(26,772)	
(343)	(343)	(343)	
(403)	(403)	(403)	
(375)	(375)	(375)	
(202)	(202)	(202)	
(163,077)	(264,480)	(353,490)	
(129,485)	(68,643)	(61,811)	
(3)	(3)	(3)	
(72,544)	(64,627)	(63,021)	
(348,130)	(233,609)	(200,982)	
-	-	-	(13,595,675)
(22,349)	(33,156)	(39,970)	
(1,177,487)	(1,297,436)	(1,402,618)	
(3,714,470)	(5,246,473)	(3,595,316)	
(8,674,414)	(8,674,414)	(7,972,628)	(13,010,533)
-	-	-	
(558,458)	(559,394)	(560,784)	
(1,395,407)	(1,393,380)	(1,397,635)	
(185,538)	(186,401)	(187,268)	
(210,114)	(119,748)	(89,704)	
(736,136)	(736,136)	(736,136)	
7,684,063	7,684,063	7,684,063	
(7,886,520)	(7,886,510)	(7,886,493)	
(4,495,877)	(3,773,009)	(3,751,927)	
(8,072,310)	(7,935,332)	(7,798,354)	(11,752,711)
(110,285,973)	(110,285,973)	(111,265,130)	
(24,620,159)	(24,620,159)	(24,865,561)	
(5,775,888)	(5,775,888)	(5,740,680)	
(3,456,011)	(3,456,011)	(3,323,174)	
			8,138,759
			13,013,376
			14,554,252
			12,301,507
			(5,720,548)
			(14,050,807)
			(384,699)
			(13,595,675)
			(13,010,533)
			(11,752,711)
		9,140,759	
		12,903,479	
		8,927	
		239,336	
		68,463	
		(24,247,372)	
		(784,870)	
		1,939,591	
		50,625,633	
		3,157,395	
		100,440,076	
		4,863,948	158,355,362
			4.56%
			7,224,585

					General Increase Factor:												0.0%	0.0%	0.0%	0.0%	0.0%	0.0%	0.0%	0.0%	0.0%	0.0%	0.0%	0.0%	0.0%	0.0%
					Base Year															Test Year											
					Actuals ==>						Budget ==>					<== Budget	Forecast ==>														<== Forecast
Line No.		Acct-sub	FERC	Base Period	Test Period	Jan-2024	Feb-2024	Mar-2024	Apr-2024	May-2024	Jun-2024	Jul-2024	Aug-2024	Sep-2024	Oct-2024	Nov-2024	Dec-2024	Jan-2025	Feb-2025	Mar-2025	Apr-2025	May-2025	Jun-2025	Jul-2025	Aug-2025	Sep-2025	Oct-2025	Nov-2025	Dec-2025	Jan-2026	Feb-2026	Mar-2026
1	**Division 002**																														
2	A&G-Employee pensions and benefits-NQ Retirement Cost 9260-07489	07489	9260	(86,399)	(86,399)	(7,200)	(7,200)	(7,200)	(7,200)	(7,200)	(7,200)	(7,200)	(7,200)	(7,200)	(7,200)	(7,200)	(7,200)	(7,200)	(7,200)	(7,200)	(7,200)	(7,200)	(7,200)	(7,200)	(7,200)	(7,200)	(7,200)	(7,200)	(7,200)	(7,200)	(7,200)
2	A&G-Employee pensions and benefits-NSC-NQ Retirement Cost 9260-07492	07492	9260	4,073,866	4,073,866	339,489	339,489	339,489	339,489	339,489	339,489	339,489	339,489	339,489	339,489	339,489	339,489	339,489	339,489	339,489	339,489	339,489	339,489	339,489	339,489	339,489	339,489	339,489	339,489	339,489	339,489
3	**SERP Gross Cost**			3,987,467	3,987,467	332,289	332,289	332,289	332,289	332,289	332,289	332,289	332,289	332,289	332,289	332,289	332,289	332,289	332,289	332,289	332,289	332,289	332,289	332,289	332,289	332,289	332,289	332,289	332,289	332,289	332,289
4	Cap Overhead Rate					82.50%	82.50%	82.50%	82.50%	82.50%	82.50%	82.50%	82.50%	82.50%	82.50%	82.50%	82.50%	82.50%	82.50%	82.50%	82.50%	82.50%	82.50%	82.50%	82.50%	82.50%	82.50%	82.50%	82.50%	82.50%	82.50%
5	SERP Capitalized			(3,289,660)	(3,289,660)	(274,138)	######	######	######	######	######	(274,138)	######	######	######	######	(274,138)	(274,138)	######	######	######	######	######	######	######	######	######	######	######	######	(274,138)
6	**SERP Net Expense**			**697,807**	**697,807**	**58,151**	**58,151**	**58,151**	**58,151**	**58,151**	**58,151**	**58,151**	**58,151**	**58,151**	**58,151**	**58,151**	**58,151**	**58,151**	**58,151**	**58,151**	**58,151**	**58,151**	**58,151**	**58,151**	**58,151**	**58,151**	**58,151**	**58,151**	**58,151**	**58,151**	**58,151**
7				-	-																										
8																															
9	**Division 091**																														
10	A&G-Employee pensions and benefits-NQ Retirement Cost 9260-07489	07489	9260	16,744	16,744	1,395	1,395	1,395	1,395	1,395	1,395	1,395	1,395	1,395	1,395	1,395	1,395	1,395	1,395	1,395	1,395	1,395	1,395	1,395	1,395	1,395	1,395	1,395	1,395	1,395	1,395
11	A&G-Employee pensions and benefits-NSC-NQ Retirement Cost 9260-07492	07492	9260	46,084	46,084	3,840	3,840	3,840	3,840	3,840	3,840	3,840	3,840	3,840	3,840	3,840	3,840	3,840	3,840	3,840	3,840	3,840	3,840	3,840	3,840	3,840	3,840	3,840	3,840	3,840	3,840
12	**SERP Gross Cost**			62,828	62,828	5,236	5,236	5,236	5,236	5,236	5,236	5,236	5,236	5,236	5,236	5,236	5,236	5,236	5,236	5,236	5,236	5,236	5,236	5,236	5,236	5,236	5,236	5,236	5,236	5,236	5,236
13																															
14	A&G-Employee pensions and benefits-SERP Capitalized 9260-07490	07490	9260	(13,730)	(13,730)	(1,144)	(1,144)	(1,144)	(1,144)	(1,144)	(1,144)	(1,144)	(1,144)	(1,144)	(1,144)	(1,144)	(1,144)	(1,144)	(1,144)	(1,144)	(1,144)	(1,144)	(1,144)	(1,144)	(1,144)	(1,144)	(1,144)	(1,144)	(1,144)	(1,144)	(1,144)
15	A&G-Employee pensions and benefits-NSC-SERP Capitalized 9260-07493	07493	9260	(13,210)	(13,210)	(1,101)	(1,101)	(1,101)	(1,101)	(1,101)	(1,101)	(1,101)	(1,101)	(1,101)	(1,101)	(1,101)	(1,101)	(1,101)	(1,101)	(1,101)	(1,101)	(1,101)	(1,101)	(1,101)	(1,101)	(1,101)	(1,101)	(1,101)	(1,101)	(1,101)	(1,101)
16	**SERP Capitalized**			(26,940)	(26,940)	(2,245)	(2,245)	(2,245)	(2,245)	(2,245)	(2,245)	(2,245)	(2,245)	(2,245)	(2,245)	(2,245)	(2,245)	(2,245)	(2,245)	(2,245)	(2,245)	(2,245)	(2,245)	(2,245)	(2,245)	(2,245)	(2,245)	(2,245)	(2,245)	(2,245)	(2,245)
17																															
18	**SERP Net Expense**			**35,888**	**35,888**	**2,991**	**2,991**	**2,991**	**2,991**	**2,991**	**2,991**	**2,991**	**2,991**	**2,991**	**2,991**	**2,991**	**2,991**	**2,991**	**2,991**	**2,991**	**2,991**	**2,991**	**2,991**	**2,991**	**2,991**	**2,991**	**2,991**	**2,991**	**2,991**	**2,991**	**2,991**
				-	-																										

Atmos Energy Corporation
SERP Cost for October 2020 through March 2021

Company	Account	Account Description	Sub Account	Sub Account Description	Division	Division Description	Cost Center	Cost Center Description	Jan-24	Feb-24	Mar-24	Apr-24	May-24	Jun-24
010	9260	A&G-Employee pensions and benefits	07489	NQ Retirement Cost	002	Shared Services General Office	1908	ATM-Dallas SEBP	(7,200)	(7,200)	(7,200)	(7,200)	(7,200)	(7,200)
010	9260	A&G-Employee pensions and benefits	07492	NSC-NQ Retirement Cost	002	Shared Services General Office	1908	ATM-Dallas SEBP	339,489	339,489	339,489	339,489	339,489	339,489
								Div 002 SERP Gross Cost	**332,289**	**332,289**	**332,289**	**332,289**	**332,289**	**332,289**
								Cost Center 1908 Cap OH Rate	82.50%	82.50%	82.50%	82.50%	82.50%	82.50%
								Div 002 SERP Capitalized	**(274,138)**	**(274,138)**	**(274,138)**	**(274,138)**	**(274,138)**	**(274,138)**
								Div 002 SERP Net Expense	**58,151**	**58,151**	**58,151**	**58,151**	**58,151**	**58,151**

Company	Account	Account Description	Sub Account	Sub Account Description	Division	Division Description	Cost Center	Cost Center Description	Jan-24	Feb-24	Mar-24	Apr-24	May-24	Jun-24
050	9260	A&G-Employee pensions and benefits	07489	NQ Retirement Cost	091	Ky/Mid-States	3303	KMD-Human Resources	1,395	1,395	1,395	1,395	1,395	1,395
050	9260	A&G-Employee pensions and benefits	07492	NSC-NQ Retirement Cost	091	Ky/Mid-States	3303	KMD-Human Resources	3,840	3,840	3,840	3,840	3,840	3,840
								Div 091 SERP Gross Cost	**5,236**	**5,236**	**5,236**	**5,236**	**5,236**	**5,236**
050	9260	A&G-Employee pensions and benefits	07490	SERP Capitalized	091	Ky/Mid-States	3303	KMD-Human Resources	(1,144)	(1,144)	(1,144)	(1,144)	(1,144)	(1,144)
050	9260	A&G-Employee pensions and benefits	07493	NSC-SERP Capitalized	091	Ky/Mid-States	3303	KMD-Human Resources	(1,101)	(1,101)	(1,101)	(1,101)	(1,101)	(1,101)
								Div 091 SERP Capitalized	**(2,245)**	**(2,245)**	**(2,245)**	**(2,245)**	**(2,245)**	**(2,245)**
								Div 091 SERP Net Expense	**2,991**	**2,991**	**2,991**	**2,991**	**2,991**	**2,991**

Note: There were no direct SERP charges to SSU Div 012 or KY Div 009 during these months.

PASTED VALUES

Division **002**

Account	Account Description	Sum of JAN-24	Sum of FEB-24	Sum of MAR-24	Sum of APR-24	Sum of MAY-24	Sum of JUN-24
4030	Depreciation Expense	(15,466)	(15,466)	(15,466)	(15,466)	(15,466)	(15,466)
4081	Taxes other than income taxes, utility operating income	(0)	(0)	0	0	(0)	0
4091	Income taxes, utility operating income	(6,826)	(1,451,478)	(45,564,672)	(216,967)	321,205	7,315,349
4101	Provision for deferred income taxes	-	-	54,342,506	-	-	(10,908,749)
4190	Interest and dividend income	(0)	0	-	-	-	-
4210	Miscellaneous nonoperating income	-	-	-	-	-	-
4211	Gain on Disposition of Property	-	-	-	0	-	-
4261	Donations	(5,000)	-	(250)	(3,000)	-	-
4263	Penalties	-	0	-	-	-	-
4264	Civic, Political and Related	0	0	-	-	0	-
4265	Other deductions	47,495	327,843	(170,049)	657,622	(524,321)	(176,695)
4270	Interest on long-Term debt	(0)	0	0	-	-	(0)
4280	Amortization of debt discount and expense	-	(0)	(0)	(0)	(0)	(0)
4281	Amortization of loss on reacquired debt	(0)	(0)	(0)	(0)	(0)	(0)
4290	Amortization of debt premium	-	-	-	-	-	-
4310	Other interest expense	-	-	0	-	(0)	(0)
8520	Communication system expenses	3,864	14,234	3,112	1,040	16,645	11,489
8560	Mains expenses	3,779	128	25,843	284	21,427	(21,427)
8700	Distribution-Operation supervision and engineering	737	578	2,914	3,147	1,202	125
8740	Mains and Services Expenses	22,891	28,090	14,060	4,412	14,987	10,745
8800	Distribution-Other expenses	21,096	11,797	1,612	11,143	23,784	54,919
8810	Distribution-Rents	(2,445)	(2,735)	(2,445)	(713)	64,636	291
9010	Customer accounts-Operation supervision	-	-	-	-	-	-
9020	Customer accounts-Meter reading expenses	16,485	7,957	10,971	8,677	10,686	12,176
9030	Customer accounts-Customer records and collections expenses	35,979	37,899	40,030	43,255	46,288	38,622
9100	Customer service-Miscellaneous customer service	-	-	-	-	-	-
9120	Sales-Demonstrating and selling expenses	10,943	10,943	13,519	6,249	10,943	13,011
9130	Sales-Advertising expenses	-	-	-	-	3,028	-
9200	A&G-Administrative & general salaries	(3,648,235)	(4,393,070)	(3,932,316)	(3,531,608)	(3,661,276)	(10,063,608)
9210	A&G-Office supplies & expense	4,067,102	3,851,892	3,738,665	4,077,436	4,073,809	4,244,110
9220	A&G-Administrative expense transferred-Credit	(11,567,347)	(8,838,144)	(10,708,456)	(10,320,165)	(22,798,023)	(3,264,226)
9230	A&G-Outside services employed	1,811,009	2,683,363	169,560	2,119,421	1,429,956	2,133,367
9240	A&G-Property insurance	10,484	10,484	11,291	11,291	11,291	11,291
9250	A&G-Injuries & damages	4,498,331	8,498,263	4,481,043	4,499,439	4,499,395	4,992,750
9260	A&G-Employee pensions and benefits	3,226,662	2,979,869	2,896,528	2,449,237	15,585,681	1,475,047
9302	Miscellaneous general expenses	880,822	82,116	1,781,273	776,770	232,679	698,027
9310	A&G-Rents	528,828	668,938	410,944	586,479	620,633	417,245
9320	A&G-Maintenance of general plant	42,942	56,650	83,265	65,776	50,744	36,532
Grand Total		**(15,870)**	**4,570,152**	**7,633,481**	**1,233,757**	**39,934**	**(2,985,075)**
		(101,307)					
		(85,437.15)					

PASTED VALUES

Division **012**

Account	Account Description	Sum of JAN-24	Sum of FEB-24	Sum of MAR-24	Sum of APR-24	Sum of MAY-24	Sum of JUN-24
4030	Depreciation Expense	-	-	-	-	-	-
4081	Taxes other than income taxes, utility operating income	-	0	-	-	(0)	-
4091	Income taxes, utility operating income	-	-	55,212	-	-	681,109
4101	Provision for deferred income taxes	-	-	(49,501)	-	-	(705,374)
4261	Donations	5,000	-	250	3,000	-	-
4265	Other deductions	8,119	8,034	6,356	3,798	1,586	83,942
8700	Distribution-Operation supervision and engineering	-	-	-	-	-	-
8740	Mains and Services Expenses	612	570	810	918	460	891
8780	Meter and house regulator expenses	-	-	26	-	-	-
8810	Distribution-Rents	-	-	-	3,204	11,058	-
9010	Customer accounts-Operation supervision	281,690	261,043	264,394	265,276	247,985	210,483
9020	Customer accounts-Meter reading expenses	(794)	-	-	-	-	-
9030	Customer accounts-Customer records and collections expenses	2,730,007	2,218,549	2,139,808	2,253,102	2,179,184	1,904,682
9070	Customer service-Supervision	-	-	-	-	-	-
9100	Customer service-Miscellaneous customer service	-	(1,539)	1,539	-	-	-
9200	A&G-Administrative & general salaries	299,736	227,416	348,266	421,979	632,422	360,486
9210	A&G-Office supplies & expense	896,087	1,075,336	958,047	1,100,712	1,148,788	1,159,464
9220	A&G-Administrative expense transferred-Credit	(5,518,126)	(4,953,330)	(4,747,446)	(5,206,149)	(5,544,998)	(4,584,405)
9230	A&G-Outside services employed	60,626	62,466	9,034	82,013	193,636	(96,276)
9240	A&G-Property insurance	6,316	6,316	6,101	6,101	6,101	6,101
9250	A&G-Injuries & damages	48	48	48	38	38	38
9260	A&G-Employee pensions and benefits	1,128,722	963,227	922,625	940,288	1,106,148	825,980
9310	A&G-Rents	115,009	139,627	96,749	132,519	137,848	96,771
9320	A&G-Maintenance of general plant	67	271	-	-	206	411
Grand Total		**13,119**	**8,034**	**12,317**	**6,798**	**120,460**	**(55,697)**

Division (All)

Account	Account Description	Sum of JAN-24	Sum of FEB-24	Sum of MAR-24	Sum of APR-24	Sum of MAY-24	Sum of JUN-24
4030	Depreciation Expense	(15,466)	(15,466)	(15,466)	(15,466)	(15,466)	(15,466)
4081	Taxes other than income taxes, utility operating income	(0)	0	0	0	(0)	0
4091	Income taxes, utility operating income	(6,826)	(1,451,478)	(45,509,460)	(216,967)	321,205	7,996,458
4101	Provision for deferred income taxes	-	-	54,293,005	-	-	(11,614,123)
4190	Interest and dividend income	(0)	0	-	-	-	-
4210	Miscellaneous nonoperating income	-	-	-	-	-	-
4211	Gain on Disposition of Property	-	-	-	0	-	-
4261	Donations	(0)	-	(0)	(0)	-	-
4263	Penalties	-	0	-	-	-	-
4264	Civic, Political and Related	0	0	-	-	0	-
4265	Other deductions	55,615	335,877	(163,693)	661,421	(522,735)	(92,753)
4270	Interest on long-Term debt	(0)	0	0	-	-	(0)
4280	Amortization of debt discount and expense	-	(0)	(0)	(0)	(0)	(0)
4281	Amortization of loss on reacquired debt	(0)	(0)	(0)	(0)	(0)	(0)
4290	Amortization of debt premium	-	-	-	-	-	-
4310	Other interest expense	-	-	0	-	(0)	(0)
8520	Communication system expenses	3,864	14,234	3,112	1,040	16,645	11,489
8560	Mains expenses	3,779	128	25,843	284	21,427	(21,427)
8700	Distribution-Operation supervision and engineering	737	578	2,914	3,147	1,202	125
8740	Mains and Services Expenses	23,503	28,660	14,870	5,331	15,447	11,637
8780	Meter and house regulator expenses	-	-	26	-	-	-
8800	Distribution-Other expenses	21,096	11,797	1,612	11,143	23,784	54,919
8810	Distribution-Rents	(2,445)	(2,735)	(2,445)	2,490	75,694	291
9010	Customer accounts-Operation supervision	281,690	261,043	264,394	265,276	247,985	210,483
9020	Customer accounts-Meter reading expenses	15,691	7,957	10,971	8,677	10,686	12,176
9030	Customer accounts-Customer records and collections expenses	2,765,986	2,256,448	2,179,838	2,296,357	2,225,471	1,943,304
9070	Customer service-Supervision	-	-	-	-	-	-
9100	Customer service-Miscellaneous customer service	-	(1,539)	1,539	-	-	-
9120	Sales-Demonstrating and selling expenses	10,943	10,943	13,519	6,249	10,943	13,011
9130	Sales-Advertising expenses	-	-	-	-	3,028	-
9200	A&G-Administrative & general salaries	(3,348,498)	(4,165,654)	(3,584,050)	(3,109,629)	(3,028,854)	(9,703,122)
9210	A&G-Office supplies & expense	4,963,189	4,927,227	4,696,712	5,178,148	5,222,597	5,403,574
9220	A&G-Administrative expense transferred-Credit	(17,085,473)	(13,791,474)	(15,455,902)	(15,526,314)	(28,343,021)	(7,848,631)
9230	A&G-Outside services employed	1,871,635	2,745,830	178,594	2,201,434	1,623,592	2,037,091
9240	A&G-Property insurance	16,800	16,800	17,391	17,391	17,391	17,391
9250	A&G-Injuries & damages	4,498,378	8,498,311	4,481,090	4,499,477	4,499,433	4,992,788
9260	A&G-Employee pensions and benefits	4,355,383	3,943,096	3,819,153	3,389,524	16,691,829	2,301,027
9302	Miscellaneous general expenses	880,822	82,116	1,781,273	776,770	232,679	698,027
9310	A&G-Rents	643,837	808,566	507,692	718,997	758,481	514,016
9320	A&G-Maintenance of general plant	43,009	56,921	83,265	65,776	50,949	36,943
Grand Total		**(2,750)**	**4,578,186**	**7,645,799**	**1,240,555**	**160,394**	**(3,040,771)**
		(2,750)	4,578,186	7,645,799	1,240,555	160,394	(3,040,771)
	Ck Fig	0	-	-	-	(0)	0

Atmos Energy Corporation - Shared Services
Trial Balance - Income Statement Accounts
For the Twelve Months Ending June 30, 2024

Division	Division Description	Account	Account Description	Sub Account	Sub Account Description	JUL-23	AUG-23	SEP-23	OCT-23	NOV-23	DEC-23	JAN-24	FEB-24	MAR-24	APR-24	MAY-24	JUN-24	TOTAL
002	Shared Services General Office	9260	A&G-Employee pensions and benefits	07489	NQ Retirement Cost	56,107	57,416	57,416	(14,885)	(14,885)	(7,200)	(7,200)	(7,200)	(7,200)	(7,200)	(7,200)	(7,200)	90,768
002	Shared Services General Office	9260	A&G-Employee pensions and benefits	07492	NSC-NQ Retirement Cost	364,962	364,962	377,544	381,121	381,121	1,115,358	339,489	339,489	339,489	339,489	339,489	339,489	5,022,002

Atmos Energy Corporation - Shared Services
Trial Balance - Balance Sheet Accounts
For the Period June 2023 through June 2024

Division	Division Description	Account	Account Description	Sub Account	Sub Account Description	JUN-23	JUL-23	AUG-23	SEP-23	OCT-23	NOV-23	DEC-23	JAN-24	FEB-24	MAR-24	APR-24
002	Shared Services General Office	1010	Gas Plant in Service	10008	General Plant	242,434,968	242,436,718	242,416,133	246,869,463	249,945,301	250,301,665	248,218,173	248,949,025	248,921,970	250,858,660	250,864,323
002	Shared Services General Office	1070	Construction work in progress	01000	Non-project Labor	74,587	74,587	74,587	74,587	74,587	74,587	74,587	74,587	74,587	74,587	74,587
002	Shared Services General Office	1070	Construction work in progress	01002	Capital Labor Contra	(5,048)	(5,048)	(5,048)	(5,048)	(5,048)	(5,048)	(5,048)	(5,048)	(5,048)	(5,048)	(5,048)
002	Shared Services General Office	1070	Construction work in progress	01005	Capitalized Project Labor	20,772,369	20,887,551	21,053,546	21,199,716	21,318,469	21,428,669	21,579,497	21,674,370	21,876,670	22,088,875	22,297,886
002	Shared Services General Office	1070	Construction work in progress	01009	Capital Labor Accrual	28,031	32,702	72,845	71,232	69,399	75,287	23,932	36,480	90,546	104,249	123,553
002	Shared Services General Office	1070	Construction work in progress	01252	Medical Benefits Variance	(21)	(21)	(21)	(21)	(21)	(21)	(21)	(21)	(21)	(21)	(21)
002	Shared Services General Office	1070	Construction work in progress	01253	Medical Benefits Projects	2,121,847	2,142,549	2,177,293	2,198,848	2,219,433	2,241,394	2,258,827	2,276,875	2,324,055	2,363,908	2,406,030
002	Shared Services General Office	1070	Construction work in progress	01256	Payroll Tax Projects	925,936	935,700	952,050	962,215	971,575	981,446	989,284	997,406	1,018,688	1,036,644	1,055,609
002	Shared Services General Office	1070	Construction work in progress	01259	ESOP Benefits Projects	411,044	415,482	422,945	427,570	432,418	437,773	442,035	446,460	458,034	467,808	478,128
002	Shared Services General Office	1070	Construction work in progress	01262	Other Benefits Projects	5,470	5,470	5,470	5,470	5,470	5,470	5,470	5,470	5,470	5,470	5,470
002	Shared Services General Office	1070	Construction work in progress	01265	RSP FACC Benefits Projects	130,532	132,738	136,404	138,689	141,129	143,859	146,021	148,269	154,172	159,145	164,388
002	Shared Services General Office	1070	Construction work in progress	01268	Life Benefits Projects	33,244	32,696	33,767	40,293	40,443	37,991	38,782	41,270	38,207	38,246	36,588
002	Shared Services General Office	1070	Construction work in progress	01271	LTD Benefits Projects	75,103	75,884	77,193	78,007	78,780	79,607	80,264	80,945	82,728	84,233	85,823
002	Shared Services General Office	1070	Construction work in progress	01290	Other Benefits Projects	4,375,231	4,375,231	4,375,231	4,375,231	4,375,231	4,375,231	4,375,231	4,375,231	4,375,231	4,375,231	4,375,231
002	Shared Services General Office	1070	Construction work in progress	01291	Pension Benefits Projects	692,962	696,295	701,916	705,399	708,272	711,282	713,610	716,020	722,320	727,646	733,276
002	Shared Services General Office	1070	Construction work in progress	01292	OPEB Benefits Projects	522,948	525,473	529,679	532,305	534,606	536,983	538,830	540,651	545,730	550,007	554,512
002	Shared Services General Office	1070	Construction work in progress	01293	Workers Comp Benefits Projects	28,396	28,555	28,872	29,052	29,213	29,377	29,576	29,784	30,279	30,720	31,191
002	Shared Services General Office	1070	Construction work in progress	01296	NSC-OPEB Benefits Projects	(8,332)	(11,384)	(15,783)	(19,656)	(22,554)	(25,243)	(29,256)	(31,686)	(36,609)	(41,787)	(46,887)
002	Shared Services General Office	1070	Construction work in progress	01299	NSC-Pension Benefits Projects	(42,999)	(44,795)	(47,385)	(49,665)	(51,031)	(52,298)	(53,601)	(54,723)	(57,042)	(59,483)	(61,886)
002	Shared Services General Office	1070	Construction work in progress	02001	Inventory Materials	26,316,849	26,356,116	26,359,068	26,425,953	26,426,668	26,430,335	26,430,465	26,528,219	26,534,547	26,682,598	27,162,522
002	Shared Services General Office	1070	Construction work in progress	02002	Material Cost - Major Items	123,584	123,584	123,584	123,584	123,584	123,584	123,584	123,584	123,584	123,584	123,584
002	Shared Services General Office	1070	Construction work in progress	03004	Vehicle Expense	5,184	5,184	5,184	5,184	5,184	5,184	5,184	5,184	5,184	5,184	5,184
002	Shared Services General Office	1070	Construction work in progress	04201	Software Maintenance	34,059,788	34,062,821	34,079,138	34,326,582	34,804,297	34,804,297	34,804,297	39,401,699	41,190,696	41,193,340	39,577,902
002	Shared Services General Office	1070	Construction work in progress	04212	IT Equipment	67,570,612	67,666,521	73,543,874	74,594,423	74,607,962	74,708,332	74,709,802	74,879,529	75,295,565	75,742,523	78,136,160
002	Shared Services General Office	1070	Construction work in progress	04301	Equipment Lease	4,111	4,111	4,111	4,111	4,111	4,111	4,111	4,111	4,111	4,111	4,111
002	Shared Services General Office	1070	Construction work in progress	04302	Heavy Equipment	2,255,619	2,255,619	2,255,619	2,255,619	2,255,619	2,255,619	2,256,507	2,256,507	2,256,507	2,256,507	2,256,507
002	Shared Services General Office	1070	Construction work in progress	04861	A&G Overhead	1,048,115,887	1,056,768,877	1,066,889,296	1,077,852,819	1,085,584,399	1,094,542,555	1,102,636,028	1,111,963,619	1,121,018,698	1,129,656,705	1,138,032,109
002	Shared Services General Office	1070	Construction work in progress	04862	A&G Overhead Load	32,661,532	32,726,863	33,033,848	33,190,281	33,234,177	33,271,288	33,308,015	33,555,332	33,715,360	33,819,085	33,887,752
002	Shared Services General Office	1070	Construction work in progress	04863	A&G Overhead Clearing	(1,051,304,609)	(1,060,044,250)	(1,069,630,224)	(1,081,041,643)	(1,091,261,643)	(1,101,640,049)	(1,105,823,906)	(1,113,825,228)	(1,122,795,018)	(1,132,849,053)	(1,142,354,029)
002	Shared Services General Office	1070	Construction work in progress	04871	WIP Closing	(378,253,550)	(378,263,400)	(378,265,623)	(383,121,646)	(386,280,836)	(386,643,046)	(395,236,144)	(395,980,442)	(396,007,343)	(398,033,515)	(398,215,404)
002	Shared Services General Office	1070	Construction work in progress	04873	WIP Interest Cap AFUDC	349,567	349,567	349,567	349,567	349,567	349,567	349,567	349,567	349,567	349,567	349,567
002	Shared Services General Office	1070	Construction work in progress	05010	Office Supplies	26,028,823	26,028,823	26,028,823	26,028,823	26,028,823	26,028,823	26,028,823	26,028,823	26,028,823	26,028,823	26,028,823
002	Shared Services General Office	1070	Construction work in progress	05411	Meals and Entertainment	480,326	481,181	481,320	485,139	485,150	485,513	486,274	486,494	489,422	490,404	490,714
002	Shared Services General Office	1070	Construction work in progress	05413	Transportation	1,117,835	1,120,066	1,121,534	1,136,755	1,147,228	1,149,982	1,152,479	1,155,177	1,157,064	1,157,228	1,160,216
002	Shared Services General Office	1070	Construction work in progress	05414	Lodging	789,128	791,124	791,639	793,869	793,898	795,232	797,249	798,530	801,809	801,809	802,819
002	Shared Services General Office	1070	Construction work in progress	05419	Misc Employee Expense	168,541	168,541	168,541	168,541	168,541	168,541	168,541	168,541	168,740	168,740	168,740
002	Shared Services General Office	1070	Construction work in progress	06111	Contract Labor	150,165,334	151,844,391	153,209,205	155,377,782	155,730,278	156,695,192	158,438,149	159,333,722	160,528,346	162,229,859	164,171,907
002	Shared Services General Office	1070	Construction work in progress	07590	Misc General Expense	38,265,607	38,265,799	38,266,193	38,274,317	38,274,317	38,274,317	38,274,317	38,275,875	38,276,221	38,277,468	38,278,429
002	Shared Services General Office	1070	Construction work in progress	07591	Supplies & Expense	1,838,684	1,838,684	1,838,684	1,838,684	1,838,684	1,838,684	1,838,684	1,838,684	1,838,684	1,838,684	1,838,684
002	Shared Services General Office	1070	Construction work in progress	07600	CWIP Accruals	4,376,546	1,152,632	1,210,101	1,387,061	1,234,151	1,209,053	5,919,487	1,571,660	1,651,995	1,804,708	324,292
002	Shared Services General Office	1070	Construction work in progress	07612	Benefits Cap Accrual	492,244	472,959	465,231	448,471	457,736	551,944	421,834	422,530	408,114	415,324	398,308
002	Shared Services General Office	1070	Construction work in progress	07613	NSC Cap Accrual	6,878	7,392	232	1,202	(874)	(1,452)	350	(182)	(4,393)	(2,279)	(2,522)
002	Shared Services General Office	1070	Construction work in progress	07614	Other Benefits Cap Accrual	254,041	325,150	93,344	(4,443)	82,802	80,286	601,505	56,187	58,779	9,424	53,995
002	Shared Services General Office	1070	Construction work in progress	09911	Reimbursements	(153,709)	(153,709)	(153,709)	(153,709)	(153,709)	(153,709)	(153,709)	(153,709)	(153,180)	(153,180)	(153,180)
002	Shared Services General Office	1080	Accum Prov for Depreciation	00000	Default	(121,795,115)	(123,187,591)	(124,570,318)	(126,134,299)	(127,539,254)	(128,946,361)	(121,402,317)	(122,835,501)	(124,254,181)	(125,687,372)	(127,089,041)
002	Shared Services General Office	1080	Accum Prov for Depreciation	04882	WIP Removal Cost	-	-	-	-	-	-	-	0	0	0	0
002	Shared Services General Office	1231	Investment in subsidiary companies	10241	Investment in AEHI-Atmos Energy Holdings Inc (Prev Atmos Propane Inc)	(327,660,226)	(327,660,226)	(327,660,226)	(327,660,226)	(327,660,226)	(327,660,226)	(327,660,226)	(327,660,226)	(327,660,226)	(327,660,226)	(327,660,226)
002	Shared Services General Office	1231	Investment in subsidiary companies	10250	Inv in Blueflame Insurance	4,220,000	4,220,000	4,220,000	4,220,000	4,220,000	4,220,000	4,220,000	4,220,000	4,220,000	4,220,000	4,220,000
002	Shared Services General Office	1231	Investment in subsidiary companies	10270	APT Invest in sub consolidation	1,945,037,503	1,971,371,198	1,999,533,090	2,020,764,681	2,050,305,422	2,082,641,994	2,110,620,129	2,139,799,279	2,170,262,007	2,199,950,511	2,230,627,617
002	Shared Services General Office	1231	Investment in subsidiary companies	10272	Investment in Atmos Energy Kansas Securitization I, LLC	476,000	476,000	476,000	476,000	476,000	476,000	476,000	476,000	476,000	476,000	476,000
002	Shared Services General Office	1310	Cash	10400	Cash-ANB 523	-	-	-	-	-	-	119,693	-	(4,672,296)	-	-
002	Shared Services General Office	1310	Cash	10408	Cash-AEC BOA 7500	1,081,937	3,397,526	1,291,979	1,046,012	876,373	3,105,080	1,989,645	2,667,105	1,792,378	1,970,570	1,610,121
002	Shared Services General Office	1310	Cash	10413	Cash-Chase Dental (0003)	7,935	7,935	7,935	7,935	7,935	7,935	8,902	8,902	8,902	8,902	8,927
002	Shared Services General Office	1310	Cash	10419	Cash-Chase - 872568113	240,697	239,823	239,823	239,823	239,823	239,823	239,823	239,823	239,336	239,336	239,336
002	Shared Services General Office	1310	Cash	10468	Cash Payroll 82821	-	-	-	-	-	-	-	-	-	-	-
002	Shared Services General Office	1310	Cash	10515	Cash-ANB 00531	-	-	-	-	-	-	-	-	-	-	-
002	Shared Services General Office	1310	Cash	10517	Cash-Refunds ANB 82805	-	-	-	-	-	-	-	-	-	-	-
002	Shared Services General Office	1310	Cash	10518	Cash-Oracle AR BoA 3756617812	1,100,219	1,327,602	1,284,851	2,802,132	757,897	1,593,369	1,418,197	1,362,510	1,419,580	312,815	4,617,270
002	Shared Services General Office	1310	Cash	10522	Cash-ANB checking 788813	-	-	-	-	-	-	-	-	-	-	-
002	Shared Services General Office	1310	Cash	10535	Cash-SAP Fifth Third lockbox 7028967771	3,166,379	4,668,855	2,661,557	3,030,282	3,171,834	3,341,021	7,467,442	8,382,030	9,464,376	3,636,895	5,974,376
002	Shared Services General Office	1310	Cash	10536	MUFG IB Checking 4812	-	-	-	-	-	-	-	-	2,434	587,752	1,106,824
002	Shared Services General Office	1310	Cash	10640	Chase 273559150-SAP CC collections	4,028,748	3,283,582	4,127,918	3,765,337	7,750,825	4,182,366	9,900,198	28,678,573	15,450,127	8,771,591	11,803,637
002	Shared Services General Office	1340	Other special deposits	10805	HSA Deposit	26,000	26,000	26,000	26,000	26,000	26,000	26,000	26,000	26,000	26,000	26,000
002	Shared Services General Office	1340	Other special deposits	10806	Auto Liability Loss Fund	80,000	80,000	80,000	80,000	80,000	80,000	80,000	80,000	80,000	80,000	80,000
002	Shared Services General Office	1340	Other special deposits	10807	Flex Spending Deposit	106,200	106,200	106,200	106,200	106,200	106,200	106,200	106,200	106,200	106,200	106,200
002	Shared Services General Office	1340	Other special deposits	10835	Docucorp Postage Meter Deposit	48,582	48,582	48,582	48,582	48,582	48,582	48,582	48,582	48,582	48,582	48,582
002	Shared Services General Office	1360	Temporary cash investments	10803	Inv Funds CA Time Deposit	-	-	-	-	25,000,000	-	-	-	-	-	-
002	Shared Services General Office	1360	Temporary cash investments	10834	Inv BNP IBDDA	38,332,037	83,840	14,003,558	-	60,001,820	124,448,123	114,756,418	80,318,621	106,912,487	72,595,624	116,055,008
002	Shared Services General Office	1360	Temporary cash investments	10838	Inv CIBC IBDDA	-	-	-	-	10,000,000	10,069,927	10,111,835	10,153,917	10,193,447	10,235,869	10,277,093
002	Shared Services General Office	1360	Temporary cash investments	10839	Inv CA IBDDA	3,699	3,716	3,734	3,734	280,003,751	75,940,835	126,850,123	94,811,360	140,437,053	153,977,359	54,698,664
002	Shared Services General Office	1420	Customer accounts receivable	10917	Unapplied CIS Payments	(3,340,854)	(3,072,212)	(3,055,696)	(3,380,252)	(3,566,494)	(3,247,988)	(2,920,942)	(3,702,479)	(2,619,483)	(3,147,470)	(2,890,745)
002	Shared Services General Office	1430	Other Accounts Receivable	10998	Oracle AR Unidentified Receipts	(4,565,755)	(8,583,914)	(2,348,768)	(11,518,955)	(2,950,459)	(2,414,450)	(10,323,393)	(4,169,697)	(3,377,270)	(3,312,608)	(2,040,272)
002	Shared Services General Office	1430	Other Accounts Receivable	10999	Oracle AR Other	3,083	3,222	2,537	2,889	3,163	500	500	500	500	500	500
002	Shared Services General Office	1430	Other Accounts Receivable	11313	Misc - Cleared Currently	0	0	0	0	0	0	0	0	0	0	0
002	Shared Services General Office	1430	Other Accounts Receivable	11339	Insurance Company Receivable	15,540,403	15,540,403	17,347,904	21,013,181	21,013,181	27,263,181	27,501,804	27,501,804	27,501,804	42,751,804	42,087,374
002	Shared Services General Office	1430	Other Accounts Receivable	11346	Vendor and Employee Advances	100,000	100,000	100,000	100,000	100,000	100,000	100,000	100,000	100,000	100,000	100,000
002	Shared Services General Office	1430	Other Accounts Receivable	11358	Misc Accounts Receivable	-	-	-	3,000,000	-	-	-	201,646	1,836,202	-	-
002	Shared Services General Office	1430	Other Accounts Receivable	11373	Employee equity advance	402,712	34,488	57,877	(2,734)	(2,734)	(2,543)	(2,543)	(2,543)	(2,543)	(2,543)	(2,543)
002	Shared Services General Office	1430	Other Accounts Receivable	11381	SAP Cash Clearing-Fifth Third 1	(2,986,835)	(1,349,669)	(1,947,203)	(1,868,501)	(5,334,340)	(3,498,843)	(1,586,223)	(4,995,197)	(8,526,722)	(5,848,383)	(1,075,801)
002	Shared Services General Office	1430	Other Accounts Receivable	13867	PNF US Bank	3,553,105	3,553,105	3,553,105	3,553,105	3,553,105	3,553,105	3,553,105	3,553,105	3,553,105	3,553,105	3,553,105
002	Shared Services General Office	1430	Other Accounts Receivable	13868	PNF ANB Draft	(150,464)	(97,096)	(149,965)	(149,773)	(150,430)	(149,441)	(147,982)	(149,214)	4,539,581	(145,488)	(149,978)
002	Shared Services General Office	1430	Other Accounts Receivable	13869	SAP Cash Clearing Chase CC	2,622,105	5,836,391	1,918,502	3,938,348	3,104,902	2,964,990	8,087,797	10,796,577	7,492,837	10,562,145	4,891,598
002	Shared Services General Office	1460	A/R from Associated Companies	00000	Default	9,643,471,218	9,813,289,310	9,976,685,134	10,105,216,514	10,282,360,212	10,501,672,098	10,594,542,580	10,670,626,664	10,667,743,119	10,538,882,115	10,601,511,900
002	Shared Services General Office	1560	Other Materials and Supplies	21143	Carbon Credits	160,083	160,217	281,730	281,730	339,854	311,365	311,365	311,882	312,399	312,399	312,399
002	Shared Services General Office	1630	Stores Expense Undistributed	01000	Non-project Labor	249,383	274,652	300,103	325,737	27,687	53,843	93,077	119,233	145,388	171,602	197,758
002	Shared Services General Office	1630	Stores Expense Undistributed	01008	Expense Labor Accrual	(2,673)	(1,410)	2,463	3,827	3,795	5,492	(6,278)	(2,355)	(1,047)	289	2,876
002	Shared Services General Office	1630	Stores Expense Undistributed	01202	Pension Benefits Load	6,711	7,432	8,230	8,964	718	1,353	1,979	2,665	3,291	3,919	4,574
002	Shared Services General Office	1630	Stores Expense Undistributed	01203	OPEB Benefits Load	5,132	5,683	6,293	6,855	611	1,151	1,684	2,267	2,800	3,335	3,892
002	Shared Services General Office	1630	Stores Expense Undistributed	01251	Medical Benefits Load	41,595	46,069	51,013	55,565	5,560	10,479	15,329	20,641	25,491	30,356	35,432
002	Shared Services General Office	1630	Stores Expense Undistributed	01257	ESOP Benefits Load	8,931	9,891	10,953	11,930	1,373	2,587	3,784	5,096	6,293	7,494	8,748
002	Shared Services General Office	1630	Stores Expense Undistributed	01263	RSP FACC Benefits Load	4,465	4,946	5,476	5,965	705	1,329	1,944	2,618	3,233	3,850	4,494
002	Shared Services General Office	1630	Stores Expense Undistributed	01266	Life Benefits Load	493	546	605	659	76	142	208	281	346	413	482
002	Shared Services General Office	1630	Stores Expense Undistributed	01269	LTD Benefits Load	1,579	1,749	1,936	2,109	211	398	582	783	967	1,152	1,344
002	Shared Services General Office	1630	Stores Expense Undistributed	01294	NSC-OPEB Benefits Load	(6,538)	(7,241)	(8,018)	(8,733)	(768)	(1,448)	(2,118)	(2,852)	(3,522)	(4,194)	(4,895)
002	Shared Services General Office	1630	Stores Expense Undistributed	01297	NSC-Pension Benefits Load	(3,849)	(4,263)	(4,720)	(5,141)	(334)	(629)	(920)	(1,239)	(1,530)	(1,822)	(2,127)
002	Shared Services General Office	1630	Stores Expense Undistributed	02003	Material Cost - Other	-	1,414	1,414	1,414	-	-	-	-	-	-	-
002	Shared Services General Office	1630	Stores Expense Undistributed	02005	Non-Inventory Supplies	20,910	20,910	20,910	20,910	-	-	-	3,391	6,732	8,548	8,548
002	Shared Services General Office	1630	Stores Expense Undistributed	04040	Community Rel&Trade Shows	-	-	-	-	-	-	-	-	-	36	36
002	Shared Services General Office	1630	Stores Expense Undistributed	04212	IT Equipment	-	-	270	270	-	-	-	-	-	-	-
002	Shared Services General Office	1630	Stores Expense Undistributed	04301	Equipment Lease	-	-	-	-	-	(21,604)	(21,604)	(21,604)	(21,604)	(21,604)	(21,604)
002	Shared Services General Office	1630	Stores Expense Undistributed	05111	Postage/Delivery Services	24	24	24	24	-	-	-	-	-	-	-

Atmos Energy Corporation - Shared Services
Trial Balance - Balance Sheet Accounts
For the Period June 2023 through June 2024

Division	Division Description	Account	Account Description	Sub Account	Sub Account Description	JUN-23	JUL-23	AUG-23	SEP-23	OCT-23	NOV-23	DEC-23	JAN-24	FEB-24	MAR-24	APR-24
002	Shared Services General Office	1630	Stores Expense Undistributed	05377	Cell phone equipment and accessories	39	39	39	39	-	-	-	-	-	20	20
002	Shared Services General Office	1630	Stores Expense Undistributed	05411	Meals and Entertainment	943	951	999	1,113	135	350	350	350	481	583	1,073
002	Shared Services General Office	1630	Stores Expense Undistributed	05413	Transportation	2,344	2,409	2,659	3,199	318	775	775	832	1,457	1,711	1,865
002	Shared Services General Office	1630	Stores Expense Undistributed	05414	Lodging	1,042	1,347	1,347	1,910	179	687	687	687	962	1,168	1,307
002	Shared Services General Office	1630	Stores Expense Undistributed	05415	Membership Fees	-	-	-	-	-	-	-	-	43	43	43
002	Shared Services General Office	1630	Stores Expense Undistributed	05420	Employee Development	1,248	1,995	2,793	3,171	25	25	25	25	25	105	105
002	Shared Services General Office	1630	Stores Expense Undistributed	05421	Training	-	-	-	-	-	-	-	-	298	298	298
002	Shared Services General Office	1630	Stores Expense Undistributed	05422	Operator Qualifications Training	258	258	258	258	-	-	-	-	-	-	-
002	Shared Services General Office	1630	Stores Expense Undistributed	06111	Contract Labor	90,310	112,057	223,569	259,899	-	71,892	71,892	76,234	89,128	96,172	96,172
002	Shared Services General Office	1630	Stores Expense Undistributed	07443	Uniforms	43	43	43	43	80	80	80	80	80	80	140
002	Shared Services General Office	1630	Stores Expense Undistributed	07499	Misc Employee Welfare Exp	112	112	112	112	-	-	562	562	607	607	607
002	Shared Services General Office	1630	Stores Expense Undistributed	09174	W/H Obsolete Inv Adj	23,268	23,268	33,487	35,725	-	8,162	8,162	8,162	8,162	8,162	8,162
002	Shared Services General Office	1630	Stores Expense Undistributed	09278	Storage O/H - Clearing	(445,772)	(502,884)	(662,259)	(735,824)	(40,370)	(135,064)	(170,200)	(215,857)	(268,082)	(312,324)	(349,349)
002	Shared Services General Office	1650	Prepayments	13000	Prepaid Expenses Misc	429,335	561,162	474,973	566,132	469,207	375,524	281,841	230,519	169,609	345,302	475,154
002	Shared Services General Office	1650	Prepayments	13001	Prepaid-Worker's Comp Ins	-	-	-	-	-	(5,038)	-	-	-	-	(23,924)
002	Shared Services General Office	1650	Prepayments	13004	Prepaid-Insurance-Other	18,455	109,213	98,796	88,378	98,570	88,033	77,495	66,958	56,420	45,884	35,346
002	Shared Services General Office	1650	Prepayments	13005	Prepaid-Insurance-D&O	(0)	2,548,049	2,310,529	2,079,478	1,848,426	1,617,361	1,386,309	1,155,258	924,206	693,155	462,103
002	Shared Services General Office	1650	Prepayments	13006	Prepaid Insurance-Public Liability	10,816,077	7,266,763	3,717,448	168,134	44,483,113	42,678,823	38,431,260	34,183,697	29,936,134	25,688,568	21,441,005
002	Shared Services General Office	1650	Prepayments	13012	Prepaid-COLI Ins Premium	177,775	160,532	143,285	126,039	108,793	91,547	74,300	57,054	39,808	22,562	76,899
002	Shared Services General Office	1650	Prepayments	13013	Prepaid-SS Mailroom Postage Machine	(2,319)	(8,334)	(14,706)	363	(26,734)	(1,976)	(6,794)	(12,800)	5,971	(17,177)	(1,696)
002	Shared Services General Office	1650	Prepayments	13015	Prepaid-Postage for Cust Billing	271,344	336,001	388,989	160,273	272,700	(259,095)	109,657	123,206	112,785	221,050	38,732
002	Shared Services General Office	1650	Prepayments	13017	Prepaid-Postage Due	4,982	4,982	4,982	4,982	4,982	4,982	4,982	4,982	4,982	4,982	4,982
002	Shared Services General Office	1650	Prepayments	13027	Prepaid-Southern Gas Dues	23,200	19,333	15,467	11,600	7,733	50,267	46,400	42,533	38,666	34,800	30,933
002	Shared Services General Office	1650	Prepayments	13028	Prepaid-American Gas Dues	573,731	478,109	382,487	286,865	191,244	95,622	1,219,407	1,117,790	1,016,173	914,555	812,938
002	Shared Services General Office	1650	Prepayments	13035	Prepaid-5YR Revolving Credit Facility	1,076,578	1,076,578	1,076,578	1,076,578	1,076,578	1,076,578	1,076,578	1,076,578	1,076,578	1,082,198	1,086,898
002	Shared Services General Office	1650	Prepayments	13060	Prepaid - Sports Events	750,305	750,305	750,305	750,305	733,034	715,762	698,491	681,219	794,148	776,876	759,605
002	Shared Services General Office	1650	Prepayments	13067	Prepaid-Blueflame Property Insurance	6,575,036	5,753,157	4,931,277	4,109,398	3,287,518	2,465,639	1,643,759	821,880	0	10,109,059	9,190,054
002	Shared Services General Office	1650	Prepayments	13124	Ppd SW & HW Maint	34,338,272	34,366,417	32,710,362	31,259,050	32,051,279	37,262,479	38,544,507	41,110,438	38,953,681	41,640,426	42,205,849
002	Shared Services General Office	1650	Prepayments	13128	Prepaid-KPMG Internal Audit	(16,706)	164,362	23,680	-	(140,680)	67,095	(73,587)	(233,589)	64,097	(76,585)	234,646
002	Shared Services General Office	1650	Prepayments	13130	Prepaid-Rating Agency Fee	256,592	204,417	152,242	172,959	196,692	143,424	302,990	272,606	417,226	369,341	321,457
002	Shared Services General Office	1650	Prepayments	13211	Prepaid-Bank of Texas	45,000	40,000	35,000	30,000	25,000	20,000	15,000	10,000	5,000	-	55,000
002	Shared Services General Office	1650	Prepayments	13212	Prepaid-3YR Revolving Credit Facility	562,561	562,561	562,561	562,561	562,561	562,561	562,561	562,561	562,561	921,773	921,773
002	Shared Services General Office	1740	Miscellaneous current and accrued assets	13499	Interest Receivable	-	-	-	1,958	1,528,889	1,217,583	1,526,440	1,219,729	1,223,611	1,180,689	988,570
002	Shared Services General Office	1740	Miscellaneous current and accrued assets	13763	Workday Expense Cloud Project	45,373	-	-	45,373	-	-	45,373	-	-	45,373	-
002	Shared Services General Office	1740	Miscellaneous current and accrued assets	13764	Locusview Cloud Project	26,249	-	-	26,249	-	-	26,249	-	-	26,249	-
002	Shared Services General Office	1740	Miscellaneous current and accrued assets	13789	Annual Merit VPP Cloud Project	10,877	-	-	10,877	-	-	10,877	-	-	10,877	-
002	Shared Services General Office	1740	Miscellaneous current and accrued assets	13790	WD Open Enrollment Cloud Project	6,724	-	-	6,724	-	-	6,724	-	-	6,724	-
002	Shared Services General Office	1740	Miscellaneous current and accrued assets	13791	Exchange Migration Cloud Project	34,352	-	-	34,352	-	-	34,352	-	-	34,352	-
002	Shared Services General Office	1740	Miscellaneous current and accrued assets	13792	Office Upgrade OPP Cloud Project	853	-	-	853	-	-	853	-	-	853	-
002	Shared Services General Office	1740	Miscellaneous current and accrued assets	13793	Installing MS Teams Cloud Project	22,436	-	-	22,436	-	-	22,436	-	-	22,436	-
002	Shared Services General Office	1740	Miscellaneous current and accrued assets	13794	OneDrive Migration Cloud Project	25,073	-	-	25,073	-	-	25,073	-	-	25,073	-
002	Shared Services General Office	1740	Miscellaneous current and accrued assets	13799	Critical Even Managment Cloud Project	23,643	-	-	23,643	-	-	23,643	-	-	17,732	-
002	Shared Services General Office	1740	Miscellaneous current and accrued assets	15001	Cloud Project-Tax Data Warehouse	20,873	-	-	8,349	-	-	-	-	-	-	-
002	Shared Services General Office	1740	Miscellaneous current and accrued assets	15002	Cloud Project-Salesforce Implementation	64,968	-	-	32,484	-	-	-	-	-	-	-
002	Shared Services General Office	1740	Miscellaneous current and accrued assets	15003	Locusview Cloud Project Phase II	230,545	-	-	144,090	-	-	57,636	-	-	-	-
002	Shared Services General Office	1740	Miscellaneous current and accrued assets	15004	WD Recruiting Cloud Project	109,031	-	-	109,031	-	-	109,031	-	-	109,031	-
002	Shared Services General Office	1740	Miscellaneous current and accrued assets	15005	Enverus Cloud Project	60,817	-	-	50,681	-	-	35,477	-	-	20,272	-
002	Shared Services General Office	1740	Miscellaneous current and accrued assets	15008	Anaplan Cloud Project	130,332	-	-	130,332	-	-	130,332	-	-	130,332	-
002	Shared Services General Office	1740	Miscellaneous current and accrued assets	15011	HR Case Mgmt Cloud Proj	39,172	-	-	16,473	-	-	-	-	-	-	-
002	Shared Services General Office	1740	Miscellaneous current and accrued assets	15012	Cloud PBX Project	-	-	-	164,800	-	-	165,145	-	-	165,145	-
002	Shared Services General Office	1740	Miscellaneous current and accrued assets	15013	Arcos Implementation Cloud	-	-	-	137,067	-	-	137,067	-	-	137,067	-
002	Shared Services General Office	1740	Miscellaneous current and accrued assets	15014	Salesforce Field Service Cloud	-	-	-	259,551	-	-	259,038	-	-	259,039	-
002	Shared Services General Office	1740	Miscellaneous current and accrued assets	15015	Resolver GRC Cloud Project	-	-	-	320,356	-	-	293,660	-	-	215,728	-
002	Shared Services General Office	1740	Miscellaneous current and accrued assets	15016	Enterprise Sabrix Tax Cloud	-	-	-	-	-	-	8,137	-	-	-	-
002	Shared Services General Office	1740	Miscellaneous current and accrued assets	15017	Lease Accelerator Implement Cloud	-	-	-	-	-	-	19,147	-	-	19,148	-
002	Shared Services General Office	1740	Miscellaneous current and accrued assets	15018	Cloud Anaplan Enterprise Model	-	-	-	-	-	-	425,462	-	-	451,169	-
002	Shared Services General Office	1740	Miscellaneous current and accrued assets	15020	PRISM Analytics Cloud Project	-	-	-	-	-	-	-	-	-	-	-
002	Shared Services General Office	1740	Miscellaneous current and accrued assets	15021	Cloud ESG & ACTS Implementation	-	-	-	-	-	-	-	-	-	-	-
002	Shared Services General Office	1740	Miscellaneous current and accrued assets	21143	Carbon Credits	29,228	29,228	29,228	29,228	29,228	29,228	29,228	29,228	29,228	29,228	29,228
002	Shared Services General Office	1740	Miscellaneous current and accrued assets	27347	Hedging Open Positions	123,716,393	137,730,802	150,458,151	-	300,193,301	266,607,788	232,975,082	248,752,117	257,905,367	258,621,783	287,943,839
002	Shared Services General Office	1823	Other Regulatory Assets	13763	Workday Expense Cloud Project	191,155	232,378	228,229	178,706	219,930	215,780	166,257	207,481	203,331	153,808	195,032
002	Shared Services General Office	1823	Other Regulatory Assets	13764	Locusview Cloud Project	30,624	54,685	52,497	24,061	48,123	45,935	17,499	41,561	39,373	10,937	34,998
002	Shared Services General Office	1823	Other Regulatory Assets	13789	Annual Merit VPP Cloud Project	14,694	25,130	24,689	13,371	23,807	23,366	12,048	22,484	22,044	10,726	21,162
002	Shared Services General Office	1823	Other Regulatory Assets	13790	WD Open Enrollment Cloud Project	9,083	15,534	15,262	8,266	14,717	14,444	7,448	13,899	13,627	6,630	13,082
002	Shared Services General Office	1823	Other Regulatory Assets	13791	Exchange Migration Cloud Project	45,803	77,292	74,429	37,215	68,704	65,841	28,627	60,116	57,253	20,039	51,528
002	Shared Services General Office	1823	Other Regulatory Assets	13792	Office Upgrade OPP Cloud Project	924	1,705	1,634	710	1,492	1,421	497	1,279	1,208	284	1,066
002	Shared Services General Office	1823	Other Regulatory Assets	13793	Installing MS Teams Cloud Project	26,175	46,741	44,871	20,566	41,132	39,262	14,957	35,523	33,653	9,348	29,914
002	Shared Services General Office	1823	Other Regulatory Assets	13794	OneDrive Migration Cloud Project	25,073	48,057	45,967	18,805	41,788	39,699	12,537	35,520	33,431	6,268	29,252
002	Shared Services General Office	1823	Other Regulatory Assets	13799	Critical Even Managment Cloud Project	11,822	33,494	31,524	5,911	27,584	25,613	-	21,673	19,703	-	15,762
002	Shared Services General Office	1823	Other Regulatory Assets	15001	Cloud Project-Tax Data Warehouse	(0)	16,698	12,524	-	4,175	-	-	-	-	-	-
002	Shared Services General Office	1823	Other Regulatory Assets	15002	Cloud Project-Salesforce Implementation	-	54,140	43,312	-	21,656	10,828	-	-	-	-	-
002	Shared Services General Office	1823	Other Regulatory Assets	15003	Locusview Cloud Project Phase II	-	201,727	172,909	(0)	115,272	86,454	-	28,818	-	-	-
002	Shared Services General Office	1823	Other Regulatory Assets	15004	WD Recruiting Cloud Project	183,567	287,465	282,332	168,167	272,065	266,932	152,767	256,665	251,532	137,367	241,265
002	Shared Services General Office	1823	Other Regulatory Assets	15005	Enverus Cloud Project	5,068	60,817	55,749	-	45,613	40,545	(0)	30,409	25,340	-	15,204
002	Shared Services General Office	1823	Other Regulatory Assets	15008	Anaplan Cloud Project	337,153	458,665	449,845	310,692	432,204	423,383	284,230	405,742	396,922	257,769	379,281
002	Shared Services General Office	1823	Other Regulatory Assets	15011	HR Case Mgmt Cloud Proj	-	31,337	23,503	-	7,834	-	-	-	-	-	-
002	Shared Services General Office	1840	Clearing Account	13600	Benefits A Cr Exp Medical Load	(12,484,937)	(13,824,752)	(15,292,120)	(16,617,652)	(1,519,637)	(3,073,224)	(4,500,092)	(6,152,952)	(7,584,151)	(9,019,117)	(10,542,436)
002	Shared Services General Office	1840	Clearing Account	13602	Benefits A Cr Exp ESOP Load	(2,680,633)	(2,968,304)	(3,283,361)	(3,567,965)	(375,177)	(758,735)	(1,111,008)	(1,519,076)	(1,872,418)	(2,226,690)	(2,602,776)
002	Shared Services General Office	1840	Clearing Account	13604	Benefits A Cr Exp RSP FACC Load	(1,340,317)	(1,484,152)	(1,641,681)	(1,783,983)	(192,751)	(389,809)	(570,793)	(780,442)	(961,976)	(1,143,988)	(1,337,206)
002	Shared Services General Office	1840	Clearing Account	13605	Benefits A Cr Exp Basic Life Load	(148,101)	(163,995)	(181,401)	(197,125)	(20,652)	(41,765)	(61,156)	(83,619)	(103,069)	(122,570)	(143,272)
002	Shared Services General Office	1840	Clearing Account	13606	Benefits A Cr Exp LTD Load	(473,924)	(524,783)	(580,484)	(630,801)	(57,653)	(116,595)	(170,728)	(233,436)	(287,734)	(342,175)	(399,968)
002	Shared Services General Office	1840	Clearing Account	13607	Benefits B Medical Variance Clr	1,087,339	855,070	965,303	764,439	7,436	101,269	228,120	3,889	165,919	319,803	697,056
002	Shared Services General Office	1840	Clearing Account	13609	Benefits B Emp ESOP Variance Clr	(184,361)	(139,834)	(199,052)	(212,763)	40,725	91,071	131,996	179,712	227,498	254,033	310,259
002	Shared Services General Office	1840	Clearing Account	13610	Benefits B Emp other Variance Clr	(80,250)	(84,157)	(91,538)	(98,844)	(17,882)	(5,235)	(5,181)	99,420	87,376	16,327	9,108
002	Shared Services General Office	1840	Clearing Account	13611	Benefits B RSP FACC Variance Clr	281,759	293,918	318,300	323,100	51,062	100,220	53,672	350,469	372,919	396,697	431,065
002	Shared Services General Office	1840	Clearing Account	13612	Benefits B Emp Basic Life Variance Clr	(188,481)	(189,267)	(188,457)	(260,512)	(1,226)	(1,906)	(62,617)	(62,047)	(64,056)	(122,165)	(141,790)
002	Shared Services General Office	1840	Clearing Account	13613	Benefits B Emp LTD Variance Clr	(1,715)	(2,780)	1,258	(4,428)	(642)	184	7,071	11,388	8,507	(3,258)	739
002	Shared Services General Office	1840	Clearing Account	13621	Capital Benefits D True up Medical	19,972	12,420	12,519	6,605	(2,182)	(1,443)	1,713	(5,968)	(7,580)	(7,576)	(2,370)
002	Shared Services General Office	1840	Clearing Account	13623	Capital Benefits D True up Emp ESOP	(7,442)	(6,678)	(9,228)	(9,518)	(42)	749	1,870	2,135	2,676	2,700	3,171
002	Shared Services General Office	1840	Clearing Account	13624	Capital Benefits D True up Emp other	(2,156)	(2,300)	(2,570)	(2,735)	(370)	(112)	(120)	2,163	2,272	454	267
002	Shared Services General Office	1840	Clearing Account	13625	Capital Benefits D True up RSP FACC	6,212	6,492	7,006	7,013	574	1,501	605	6,686	8,004	8,768	9,580
002	Shared Services General Office	1840	Clearing Account	13626	Capital Benefits D True up Basic Life	(5,203)	(5,333)	(5,496)	(7,413)	(74)	(106)	(1,518)	(1,447)	(1,843)	(3,640)	(4,491)
002	Shared Services General Office	1840	Clearing Account	13627	Capital Benefits D True up LTD	(493)	(588)	(615)	(771)	(102)	(133)	29	23	(230)	(715)	(845)
002	Shared Services General Office	1840	Clearing Account	13628	Capital Benefits E Cap TU offset Medical	(19,972)	(12,420)	(12,519)	(6,605)	2,182	1,443	(1,713)	5,968	7,580	7,576	2,370
002	Shared Services General Office	1840	Clearing Account	13630	Capital Benefits E Cap TU offset Emp ESOP	7,442	6,678	9,228	9,518	42	(749)	(1,870)	(2,135)	(2,676)	(2,700)	(3,171)
002	Shared Services General Office	1840	Clearing Account	13631	Capital Benefits E Cap TU offset Emp other	2,156	2,300	2,570	2,735	370	112	120	(2,163)	(2,272)	(454)	(267)
002	Shared Services General Office	1840	Clearing Account	13632	Capital Benefits E Cap TU offset RSP FACC	(6,212)	(6,492)	(7,006)	(7,013)	(574)	(1,501)	(605)	(6,686)	(8,004)	(8,768)	(9,580)
002	Shared Services General Office	1840	Clearing Account	13633	Capital Benefits E Cap TU offset Basic Life	5,203	5,333	5,496	7,413	74	106	1,518	1,447	1,843	3,640	4,491
002	Shared Services General Office	1840	Clearing Account	13634	Capital Benefits E Cap TU offset LTD	493	588	615	771	102	133	(29)	(23)	230	715	845
002	Shared Services General Office	1840	Clearing Account	13635	Capital Benefits F Medical Load Clr	(159,936)	(180,155)	(212,713)	(233,485)	(20,327)	(42,299)	(58,909)	(76,393)	(121,412)	(160,071)	(200,797)
002	Shared Services General Office	1840	Clearing Account	13636	Capital Benefits F Payroll Tax Load Clr	-	-	-	-	-	-	-	-	-	-	-

Atmos Energy Corporation - Shared Services
Trial Balance - Balance Sheet Accounts
For the Period June 2023 through June 2024

Division	Division Description	Account	Account Description	Sub Account	Sub Account Description	JUN-23	JUL-23	AUG-23	SEP-23	OCT-23	NOV-23	DEC-23	JAN-24	FEB-24	MAR-24	APR-24
002	Shared Services General Office	1840	Clearing Account	13637	Capital Benefits F Emp ESOP Load Clr	(33,970)	(38,312)	(45,301)	(49,761)	(4,806)	(10,230)	(14,331)	(18,648)	(29,762)	(39,307)	(49,361)
002	Shared Services General Office	1840	Clearing Account	13639	Capital Benefits F RSP FACC Load Clr	(16,899)	(19,069)	(22,563)	(24,793)	(2,450)	(5,237)	(7,343)	(9,561)	(15,271)	(20,175)	(25,340)
002	Shared Services General Office	1840	Clearing Account	13640	Capital Benefits F Basic Life Load Clr	(1,874)	(2,114)	(2,500)	(2,747)	(265)	(563)	(789)	(1,027)	(1,639)	(2,164)	(2,718)
002	Shared Services General Office	1840	Clearing Account	13641	Capital Benefits F LTD Load Clr	(5,999)	(6,767)	(8,002)	(8,791)	(771)	(1,605)	(2,235)	(2,898)	(4,606)	(6,073)	(7,618)
002	Shared Services General Office	1840	Clearing Account	13642	Capital Benefits G Medical Trans out	(26,043)	(28,485)	(30,946)	(34,205)	(2,424)	(6,256)	(11,867)	(13,770)	(16,654)	(19,447)	(21,707)
002	Shared Services General Office	1840	Clearing Account	13643	Capital Benefits G Payroll Tax Trans out	-	(0)	-	-	-	-	-	(0)	(0)	0	-
002	Shared Services General Office	1840	Clearing Account	13644	Capital Benefits G Emp ESOP Trans out	(5,494)	(6,018)	(6,547)	(7,247)	(520)	(1,467)	(2,852)	(3,322)	(4,034)	(4,723)	(5,281)
002	Shared Services General Office	1840	Clearing Account	13646	Capital Benefits G RSP FACC Trans out	(2,728)	(2,990)	(3,254)	(3,604)	(260)	(746)	(1,458)	(1,699)	(2,065)	(2,419)	(2,706)
002	Shared Services General Office	1840	Clearing Account	13647	Capital Benefits G Basic Life Trans out	(303)	(332)	(361)	(400)	(29)	(81)	(157)	(183)	(222)	(260)	(291)
002	Shared Services General Office	1840	Clearing Account	13648	Capital Benefits G LTD Trans out	(971)	(1,064)	(1,157)	(1,281)	(92)	(237)	(450)	(522)	(632)	(738)	(824)
002	Shared Services General Office	1840	Clearing Account	13649	Expense Benefits H Medical Trans out	(204)	(265)	(336)	(387)	(166)	(386)	(452)	(452)	(452)	(804)	(947)
002	Shared Services General Office	1840	Clearing Account	13650	Expense Benefits H Payroll Tax Trans out	-	-	-	(0)	-	(0)	-	-	-	-	-
002	Shared Services General Office	1840	Clearing Account	13651	Expense Benefits H Emp ESOP Trans out	(44)	(57)	(72)	(83)	(36)	(90)	(106)	(106)	(106)	(193)	(228)
002	Shared Services General Office	1840	Clearing Account	13653	Expense Benefits H RSP FACC Trans out	(22)	(28)	(36)	(42)	(18)	(46)	(54)	(54)	(54)	(99)	(117)
002	Shared Services General Office	1840	Clearing Account	13654	Expense Benefits H Basic Life Trans out	(2)	(3)	(4)	(5)	(2)	(5)	(6)	(6)	(6)	(11)	(13)
002	Shared Services General Office	1840	Clearing Account	13655	Expense Benefits H LTD Trans out	(8)	(10)	(13)	(15)	(6)	(15)	(17)	(17)	(17)	(31)	(36)
002	Shared Services General Office	1840	Clearing Account	13656	Capital Benefits I Medical Trans in	(6,590)	(7,220)	(9,407)	(10,340)	(1,263)	(2,292)	(3,818)	(5,063)	(7,480)	(9,846)	(12,710)
002	Shared Services General Office	1840	Clearing Account	13657	Capital Benefits I Payroll Tax Trans in	(2,739)	(2,980)	(3,887)	(4,266)	(487)	(877)	(1,508)	(2,020)	(3,026)	(4,000)	(5,181)
002	Shared Services General Office	1840	Clearing Account	13658	Capital Benefits I Emp ESOP Trans in	(1,424)	(1,553)	(2,026)	(2,223)	(258)	(446)	(780)	(1,054)	(1,575)	(2,094)	(2,722)
002	Shared Services General Office	1840	Clearing Account	13660	Capital Benefits I RSP FACC Trans in	(566)	(617)	(788)	(860)	(99)	(173)	(318)	(433)	(657)	(875)	(1,138)
002	Shared Services General Office	1840	Clearing Account	13661	Capital Benefits I Basic Life Trans in	(69)	(75)	(97)	(107)	(12)	(24)	(43)	(58)	(88)	(118)	(153)
002	Shared Services General Office	1840	Clearing Account	13662	Capital Benefits I LTD Trans in	(221)	(241)	(314)	(345)	(40)	(73)	(127)	(170)	(255)	(338)	(438)
002	Shared Services General Office	1840	Clearing Account	13663	Expense Benefits J Medical Trans in	(71)	(133)	(204)	(255)	(166)	(386)	(452)	(452)	(452)	(804)	(947)
002	Shared Services General Office	1840	Clearing Account	13664	Expense Benefits J Payroll Tax Trans in	(34)	(63)	(97)	(121)	(79)	(178)	(208)	(208)	(208)	(368)	(432)
002	Shared Services General Office	1840	Clearing Account	13665	Expense Benefits J Emp ESOP Trans in	(15)	(28)	(44)	(55)	(36)	(90)	(106)	(106)	(106)	(193)	(228)
002	Shared Services General Office	1840	Clearing Account	13667	Expense Benefits J RSP FACC Trans in	(8)	(14)	(22)	(27)	(18)	(46)	(54)	(54)	(54)	(99)	(117)
002	Shared Services General Office	1840	Clearing Account	13668	Expense Benefits J Basic Life Trans in	(1)	(2)	(2)	(3)	(2)	(5)	(6)	(6)	(6)	(11)	(13)
002	Shared Services General Office	1840	Clearing Account	13669	Expense Benefits J LTD Trans in	(3)	(5)	(8)	(10)	(6)	(15)	(17)	(17)	(17)	(31)	(36)
002	Shared Services General Office	1840	Clearing Account	13670	Benefits K Medical Transfers	6,662	7,353	9,611	10,595	1,429	2,678	4,270	5,514	7,932	10,649	13,657
002	Shared Services General Office	1840	Clearing Account	13671	Benefits K Payroll Tax Transfers	2,773	3,043	3,984	4,387	566	1,055	1,716	2,228	3,234	4,368	5,613
002	Shared Services General Office	1840	Clearing Account	13672	Benefits K Emp ESOP Transfers	1,439	1,581	2,069	2,278	294	536	886	1,160	1,681	2,287	2,950
002	Shared Services General Office	1840	Clearing Account	13674	Benefits K RSP FACC Transfers	573	631	810	887	117	219	372	487	711	973	1,255
002	Shared Services General Office	1840	Clearing Account	13675	Benefits K Basic Life Transfers	69	76	100	110	14	29	49	64	94	128	166
002	Shared Services General Office	1840	Clearing Account	13676	Benefits K LTD Transfers	224	246	322	355	46	88	144	187	272	368	474
002	Shared Services General Office	1840	Clearing Account	13800	Expense Advance Clearing	643	643	643	643	4,884	643	643	827	827	57,388	33,429
002	Shared Services General Office	1840	Clearing Account	13807	Cap Benefits F Pension Load Clr	(26,187)	(29,449)	(34,701)	(38,052)	(2,837)	(5,836)	(8,055)	(10,392)	(16,408)	(21,574)	(27,017)
002	Shared Services General Office	1840	Clearing Account	13808	Cap Benefits F FAS 106 Load Clr	(20,490)	(22,984)	(26,998)	(29,561)	(2,322)	(4,736)	(6,561)	(8,481)	(13,427)	(17,673)	(22,147)
002	Shared Services General Office	1840	Clearing Account	13809	Cap Benefits F Workers Comp Clr	(1,125)	(1,269)	(1,501)	(1,649)	(133)	(269)	(373)	(482)	(762)	(1,003)	(1,257)
002	Shared Services General Office	1840	Clearing Account	13810	Employer FICA Clearing	-	-	-	-	-	-	-	-	-	-	-
002	Shared Services General Office	1840	Clearing Account	13811	Employer FUTA Clearing	-	-	-	-	-	-	-	-	-	-	-
002	Shared Services General Office	1840	Clearing Account	13812	Employer SUTA Clearing	-	-	-	-	-	-	-	-	-	-	-
002	Shared Services General Office	1840	Clearing Account	13815	Benefits K Pension Transfers	1,159	1,265	1,645	1,810	224	404	616	782	1,102	1,466	1,869
002	Shared Services General Office	1840	Clearing Account	13816	Benefits K FAS106 Transfers	673	730	930	1,019	123	225	332	415	578	776	984
002	Shared Services General Office	1840	Clearing Account	13820	Workers' Comp Clearing	(715)	9,454	27,333	18,556	23,615	33,776	26,535	36,696	46,858	39,253	50,454
002	Shared Services General Office	1840	Clearing Account	13821	Basic Life Insurance Clearing	339,914	357,034	374,154	462,243	22,194	44,389	124,966	147,161	169,355	247,604	288,611
002	Shared Services General Office	1840	Clearing Account	13822	FAS/106 Clearing	1,478,794	1,643,104	1,807,415	1,971,725	163,093	326,187	489,280	652,373	815,466	978,560	1,141,653
002	Shared Services General Office	1840	Clearing Account	13823	Medical/Dental Insurance Clearing	11,606,617	13,214,431	14,615,364	16,167,710	1,536,577	3,025,818	4,359,781	6,189,140	7,512,563	8,840,257	10,033,750
002	Shared Services General Office	1840	Clearing Account	13824	LTD Clearing	486,305	539,638	592,971	649,969	59,234	118,468	167,039	226,273	285,507	353,495	409,189
002	Shared Services General Office	1840	Clearing Account	13825	Rent Clearing	116,291	150,319	191,521	191,521	-	-	-	-	-	-	-
002	Shared Services General Office	1840	Clearing Account	13826	Employer ESOP Matching	1,816,054	1,997,227	2,182,260	2,366,319	188,681	380,060	667,590	854,415	1,041,148	1,227,939	1,415,053
002	Shared Services General Office	1840	Clearing Account	13827	ESOP-Other Clearing	96,974	45,462	95,788	95,951	9,719	10,034	10,430	19,602	23,125	47,788	48,182
002	Shared Services General Office	1840	Clearing Account	13828	Pension Cost Clearing	1,848,463	2,053,848	2,259,233	2,464,618	184,409	368,818	553,226	737,635	922,044	1,106,453	1,290,862
002	Shared Services General Office	1840	Clearing Account	13829	Deferred Asset Clearing	99,505	99,505	99,505	99,505	99,505	99,505	99,505	99,505	99,505	99,505	99,505
002	Shared Services General Office	1840	Clearing Account	13836	PA Entry Clearing	80,027	80,027	80,027	80,027	80,027	80,027	80,027	80,027	80,027	80,027	80,027
002	Shared Services General Office	1840	Clearing Account	13838	AP Misc Clearing	50	-	-	-	-	-	-	(2,749)	(451,374)	(483,476)	(758,129)
002	Shared Services General Office	1840	Clearing Account	13841	Employer ESOP Matching Accrual	(40,474)	(31,652)	(2,739)	6,025	21,179	41,936	(44,108)	(17,299)	(8,000)	1,366	20,239
002	Shared Services General Office	1840	Clearing Account	13847	Clearing-Misc	-	-	-	-	-	-	20,524	-	-	2,837	-
002	Shared Services General Office	1840	Clearing Account	13848	Oracle AR Clearing	-	(500)	-	-	-	-	-	-	-	-	-
002	Shared Services General Office	1840	Clearing Account	13850	Benefits A Cr Exp Workers Comp	(88,554)	(98,057)	(108,465)	(117,866)	(9,431)	(19,077)	(27,935)	(38,197)	(47,081)	(55,989)	(65,446)
002	Shared Services General Office	1840	Clearing Account	13851	Benefits B Worker's Comp Variance Clr	91,266	90,863	83,706	102,071	(14,020)	(14,352)	1,965	2,204	1,264	18,069	16,637
002	Shared Services General Office	1840	Clearing Account	13860	Clearing Account - Benefits Other	80,250	84,157	91,538	98,844	17,882	5,235	5,181	(99,420)	(87,376)	(16,327)	(9,108)
002	Shared Services General Office	1840	Clearing Account	13861	RSP FACC	617,171	703,475	790,980	879,396	90,738	185,386	329,106	179,552	280,771	382,149	483,680
002	Shared Services General Office	1840	Clearing Account	13870	Capital Benefits G Workers Comp Trans out	(180)	(197)	(214)	(238)	(17)	(41)	(76)	(88)	(106)	(123)	(137)
002	Shared Services General Office	1840	Clearing Account	13871	Capital Benefits I Pension Trans in	(1,148)	(1,243)	(1,612)	(1,769)	(198)	(348)	(551)	(717)	(1,037)	(1,354)	(1,738)
002	Shared Services General Office	1840	Clearing Account	13872	Capital Benefits I FAS106 Trans in	(665)	(714)	(905)	(987)	(103)	(180)	(280)	(363)	(526)	(685)	(878)
002	Shared Services General Office	1840	Clearing Account	13873	Capital Benefits G Pension Trans out	(4,312)	(4,706)	(5,103)	(5,629)	(391)	(903)	(1,653)	(1,907)	(2,293)	(2,666)	(2,968)
002	Shared Services General Office	1840	Clearing Account	13874	Capital Benefits G FAS106 Trans out	(3,436)	(3,737)	(4,041)	(4,443)	(299)	(720)	(1,336)	(1,545)	(1,862)	(2,169)	(2,417)
002	Shared Services General Office	1840	Clearing Account	13875	Expense Benefits H Pension Trans out	(33)	(43)	(54)	(62)	(27)	(56)	(65)	(65)	(65)	(112)	(131)
002	Shared Services General Office	1840	Clearing Account	13876	Expense Benefits H FAS106 Trans out	(25)	(33)	(42)	(48)	(20)	(45)	(52)	(52)	(52)	(91)	(106)
002	Shared Services General Office	1840	Clearing Account	13877	Expense Benefits J Pension Trans in	(12)	(21)	(33)	(41)	(27)	(56)	(65)	(65)	(65)	(112)	(131)
002	Shared Services General Office	1840	Clearing Account	13878	Expense Benefits J FAS106 Trans in	(9)	(16)	(25)	(31)	(20)	(45)	(52)	(52)	(52)	(91)	(106)
002	Shared Services General Office	1840	Clearing Account	13880	Benefits A Cr Exp Load Pension	(2,014,177)	(2,230,328)	(2,467,056)	(2,680,902)	(196,193)	(396,770)	(580,986)	(794,379)	(979,154)	(1,164,416)	(1,361,085)
002	Shared Services General Office	1840	Clearing Account	13881	Benefits A Cr Exp Load FAS106	(1,540,253)	(1,705,545)	(1,886,573)	(2,050,102)	(166,936)	(337,602)	(494,348)	(675,919)	(833,140)	(990,775)	(1,158,116)
002	Shared Services General Office	1840	Clearing Account	13882	Capital Benefits E Cap TU offset Pension	(4,746)	(5,027)	(5,690)	(5,938)	(325)	(789)	(1,110)	(1,540)	(1,504)	(1,455)	(1,533)
002	Shared Services General Office	1840	Clearing Account	13883	Capital Benefits E Cap TU offset FAS106	(2,554)	(2,540)	(2,787)	(2,809)	(12)	(108)	(84)	(259)	243	689	1,048
002	Shared Services General Office	1840	Clearing Account	13886	Capital Benefits D True up Pension	4,746	5,027	5,690	5,938	325	789	1,110	1,540	1,504	1,455	1,533
002	Shared Services General Office	1840	Clearing Account	13887	Capital Benefits D True up FAS106	2,554	2,540	2,787	2,809	12	108	84	259	(243)	(689)	(1,048)
002	Shared Services General Office	1840	Clearing Account	13889	Benefits B Pension Variance Clr	212,018	228,771	267,217	279,909	15,331	35,501	39,974	71,928	79,531	86,663	105,608
002	Shared Services General Office	1840	Clearing Account	13890	Benefits B FAS106 Variance Clr	97,546	103,106	125,253	127,706	6,708	17,519	15,007	35,926	36,003	35,706	45,449
002	Shared Services General Office	1840	Clearing Account	13891	Capital Benefits D True up WorkComp	2,077	2,065	1,873	2,316	(330)	(385)	(62)	(106)	(188)	225	140
002	Shared Services General Office	1840	Clearing Account	13892	Capital Benefits E Cap TU offset WorkComp	(2,077)	(2,065)	(1,873)	(2,316)	330	385	62	106	188	(225)	(140)
002	Shared Services General Office	1840	Clearing Account	13893	Expense Benefits H Workers Comp Transfer out	(1)	(2)	(2)	(3)	(1)	(3)	(3)	(3)	(3)	(5)	(6)
002	Shared Services General Office	1840	Clearing Account	13894	Auto insurance installment	67,590	67,590	67,590	67,590	67,590	-	67,590	67,590	67,590	-	-
002	Shared Services General Office	1840	Clearing Account	13895	Capital Benefits I Workers Comp Trans in	(274)	(290)	(375)	(408)	(36)	(70)	(169)	(273)	(488)	(696)	(922)
002	Shared Services General Office	1840	Clearing Account	13897	Expense Benefits J Workers Comp Trans in	(1)	(1)	(1)	(2)	(1)	(3)	(3)	(3)	(3)	(5)	(6)
002	Shared Services General Office	1840	Clearing Account	13898	AP Refund Checks	(21,503)	(13,626)	(14,146)	(14,542)	(19,786)	(17,396)	(9,112)	(9,112)	(8,889)	(8,964)	(8,964)
002	Shared Services General Office	1840	Clearing Account	13899	Benefits K Workers Comp Transfers	274	291	376	410	37	72	172	275	491	701	928
002	Shared Services General Office	1840	Clearing Account	27001	842 Real Estate Lease - A&G	927,607	1,002,426	1,078,930	1,156,104	1,248,643	1,341,263	1,491,485	609,466	(331,748)	(75,606)	271,154
002	Shared Services General Office	1840	Clearing Account	27004	842 Fleet Lease	-	-	-	-	0	-	-	(0)	-	-	(0)
002	Shared Services General Office	1840	Clearing Account	27006	842 Copier Lease	-	-	-	-	0	(0)	(0)	(1,601)	-	(0)	(0)
002	Shared Services General Office	1860	Miscellaneous deferred debits	13035	Prepaid-5YR Revolving Credit Facility	2,960,591	2,870,876	2,781,161	2,691,446	2,601,731	2,512,016	2,422,301	2,332,587	2,242,872	4,328,793	4,257,018
002	Shared Services General Office	1860	Miscellaneous deferred debits	13060	Prepaid - Sports Events	2,863,280	2,810,829	2,758,379	2,705,928	2,653,245	2,600,562	2,547,879	2,495,195	2,442,512	2,389,829	2,337,146
002	Shared Services General Office	1860	Miscellaneous deferred debits	13212	Prepaid-3YR Revolving Credit Facility	421,921	375,041	328,161	281,280	234,400	187,520	140,640	93,760	46,880	1,843,544	1,766,730
002	Shared Services General Office	1860	Miscellaneous deferred debits	13900	Deferred Asset Projects	(99,505)	(99,505)	(99,505)	(99,505)	(99,505)	(99,505)	(99,505)	(99,505)	(99,505)	(99,505)	(99,505)
002	Shared Services General Office	1860	Miscellaneous deferred debits	13957	Def Dr - Payroll Clearing	33,005	11,275	(28,158)	7,035	28,782	(15,084)	(11,768)	(11,768)	1,154	27,209	33,942
002	Shared Services General Office	1860	Miscellaneous deferred debits	13992	Deferred Retirement Costs	33,054,173	32,838,533	32,382,869	31,521,803	30,881,239	31,628,392	32,327,485	32,002,222	31,395,549	31,347,771	30,678,006
002	Shared Services General Office	1860	Miscellaneous deferred debits	13993	Pension Assets Noncurrent	8,000,000	-	-	-	-	-	-	-	-	-	-
002	Shared Services General Office	1860	Miscellaneous deferred debits	14132	COLI Cash surrender Value	15,569,904	15,723,883	15,742,553	15,761,285	15,795,661	11,973,212	11,987,512	12,001,860	12,016,255	12,030,697	12,115,776
002	Shared Services General Office	1860	Miscellaneous deferred debits	14133	COLI Loans Against CSV	(14,753,097)	(14,753,097)	(14,753,097)	(14,789,600)	(14,789,600)	(11,209,721)	(11,209,721)	(11,209,721)	(11,209,721)	(11,209,721)	(11,288,818)
002	Shared Services General Office	1860	Miscellaneous deferred debits	14162	2 B Universal Shelf Registration	165,795	165,795	165,795	165,795	165,795	165,795	135,952	135,952	135,952	135,952	135,952
002	Shared Services General Office	1860	Miscellaneous deferred debits	14167	Fees related to Equity Offerings	467,677	490,017	562,214	-	-	128,248	156,352	192,851	257,575	315,956	317,214

Atmos Energy Corporation - Shared Services
Trial Balance - Balance Sheet Accounts
For the Period June 2023 through June 2024

Division	Division Description	Account	Account Description	Sub Account	Sub Account Description	JUN-23	JUL-23	AUG-23	SEP-23	OCT-23	NOV-23	DEC-23	JAN-24	FEB-24	MAR-24	APR-24
002	Shared Services General Office	1860	Miscellaneous deferred debits	14168	RS-Taxes Withheld	-	2,410	2,348	-	-	(2,107,087)	7,616	1,419	-	-	-
002	Shared Services General Office	1860	Miscellaneous deferred debits	15011	HR Case Mgmt Cloud Proj	2,012	1,610	1,207	-	402	-	-	-	-	-	-
002	Shared Services General Office	1860	Miscellaneous deferred debits	15012	Cloud PBX Project	401,863	396,297	383,719	207,382	359,424	345,912	166,506	317,832	304,013	125,050	276,376
002	Shared Services General Office	1860	Miscellaneous deferred debits	15013	Arcos Implementation Cloud	-	-	-	(137,067)	-	-	(137,067)	-	-	(137,067)	-
002	Shared Services General Office	1860	Miscellaneous deferred debits	15014	Salesforce Field Service Cloud	-	-	-	(259,551)	-	-	(259,038)	-	-	(259,039)	-
002	Shared Services General Office	1860	Miscellaneous deferred debits	15015	Resolver GRC Cloud Project	-	-	-	53,393	347,052	320,356	(0)	266,963	242,694	-	188,762
002	Shared Services General Office	1860	Miscellaneous deferred debits	15016	Enterprise Sabrix Tax Cloud	-	-	-	-	-	39,328	30,513	38,650	-	-	-
002	Shared Services General Office	1860	Miscellaneous deferred debits	15017	Lease Accelerator Implement Cloud	-	-	-	-	40,695	44,798	24,114	41,663	40,120	19,367	36,910
002	Shared Services General Office	1860	Miscellaneous deferred debits	15018	Cloud Anaplan Enterprise Model	-	-	-	-	-	-	1,240,931	1,644,094	1,609,020	1,209,589	1,623,277
002	Shared Services General Office	1860	Miscellaneous deferred debits	15020	PRISM Analytics Cloud Project	-	-	-	-	-	-	-	-	-	-	172,290
002	Shared Services General Office	1860	Miscellaneous deferred debits	15021	Cloud ESG & ACTS Implementation	-	-	-	-	-	-	-	-	-	-	-
002	Shared Services General Office	1860	Miscellaneous deferred debits	27001	842 Real Estate Lease - A&G	39,686,018	39,426,704	39,166,598	38,905,700	41,804,667	41,518,010	41,228,618	40,936,124	40,644,832	40,353,574	40,062,348
002	Shared Services General Office	1860	Miscellaneous deferred debits	27004	842 Fleet Lease	299,161	293,483	287,785	282,066	67,184	64,353	61,514	111,878	108,392	104,897	201,039
002	Shared Services General Office	1860	Miscellaneous deferred debits	27006	842 Copier Lease	75,112	71,139	67,158	63,169	59,172	55,168	51,157	240,975	229,996	218,987	207,937
002	Shared Services General Office	1860	Miscellaneous deferred debits	27347	Hedging Open Positions	278,770,846	304,084,817	327,394,491	379,101,067	120,017,259	102,791,149	84,586,186	93,923,809	97,234,650	97,159,441	111,609,191
002	Shared Services General Office	1890	Unamortized Loss on Reacquired Debt	19100	Retirement of MVG Debt	3,280,267	3,266,279	3,252,290	3,238,302	3,224,313	3,210,325	3,196,337	3,182,348	3,168,360	3,154,372	3,140,383
002	Shared Services General Office	1890	Unamortized Loss on Reacquired Debt	19113	Retirement Premium on NP Series J	0	0	0	0	0	0	0	0	0	0	0
002	Shared Services General Office	1900	Accumulated Deferred Income Taxes	28201	Accum Defer Fed Income	475,199,689	475,199,689	475,199,689	509,219,160	509,219,160	509,219,160	492,223,091	492,223,091	492,223,091	455,070,590	455,070,590
002	Shared Services General Office	1900	Accumulated Deferred Income Taxes	28206	Accum Defer State Inc Tax	8,229,919	8,229,919	8,229,919	6,957,625	6,957,625	6,957,625	7,040,447	7,040,447	7,040,447	6,896,355	6,896,355
002	Shared Services General Office	2010	Common stock issued	00000	Default	(734,523)	(740,316)	(740,331)	(740,464)	(740,481)	(741,309)	(752,172)	(752,199)	(752,212)	(752,373)	(752,386)
002	Shared Services General Office	2110	Miscellaneous paid-In capital	00000	Default	(6,540,520,476)	(6,676,725,491)	(6,679,268,858)	(6,683,897,865)	(6,686,680,550)	(6,687,395,277)	(6,944,693,545)	(6,945,051,997)	(6,945,337,890)	(6,950,138,477)	(6,950,430,785)
002	Shared Services General Office	2110	Miscellaneous paid-In capital	10256	Restricted Stock Grant Value--LTIP - Performance Based	28,417,688	28,635,722	30,742,469	17,029,690	19,513,625	19,471,891	19,403,923	19,148,452	19,148,452	19,148,452	19,148,452
002	Shared Services General Office	2110	Miscellaneous paid-In capital	10257	Restricted Stock Accumulated Amort--LTIP Performance Based	(18,033,493)	(20,805,857)	(22,235,270)	(8,561,037)	(10,141,826)	(10,646,990)	(11,158,360)	(11,602,221)	(12,086,020)	(12,603,183)	(13,103,663)
002	Shared Services General Office	2110	Miscellaneous paid-In capital	10260	RSU Grant Value - LTIP Time Lapse	21,099,264	21,032,867	21,032,867	20,937,961	20,937,961	20,937,961	20,937,961	20,937,961	20,937,961	20,937,961	20,937,961
002	Shared Services General Office	2110	Miscellaneous paid-In capital	10261	RSU Accumulated Amort - LTIP Time Lapse	(14,976,193)	(15,789,297)	(15,789,297)	(15,744,796)	(16,022,100)	(16,272,178)	(16,530,591)	(16,789,004)	(17,044,792)	(17,302,217)	(17,708,039)
002	Shared Services General Office	2110	Miscellaneous paid-In capital	10264	RSU Grant Value - MIP	11,082,932	10,927,398	10,927,398	13,233,016	13,233,016	10,427,671	10,427,671	10,427,671	10,427,671	10,427,671	10,427,671
002	Shared Services General Office	2110	Miscellaneous paid-In capital	10265	RSU Accumulated Amort - MIP	(10,786,220)	(10,697,352)	(10,697,352)	(13,012,472)	(13,027,583)	(10,062,004)	(10,077,708)	(10,093,411)	(10,111,707)	(10,127,233)	(10,142,258)
002	Shared Services General Office	2150	Appropriated Retained Earnings	20102	OCI-Other	(61,959)	(61,503)	(61,048)	(60,592)	(60,136)	(59,681)	(59,225)	(58,770)	(58,314)	(57,858)	(57,403)
002	Shared Services General Office	2150	Appropriated Retained Earnings	20105	Jun 2011 T Lock	(9,302,885)	(9,259,615)	(9,216,346)	(9,173,077)	(9,129,808)	(9,086,538)	(9,043,269)	(9,000,000)	(8,956,731)	(8,913,462)	(8,870,192)
002	Shared Services General Office	2150	Appropriated Retained Earnings	20107	Jan 2013 T Lock	33,740,052	33,596,478	33,452,903	33,309,328	33,165,754	33,022,179	32,878,604	32,735,030	32,591,455	32,447,880	32,304,305
002	Shared Services General Office	2150	Appropriated Retained Earnings	20108	Oct 2014 Int Rate Swaps	(7,372,655)	(7,343,856)	(7,315,056)	(7,286,257)	(7,257,457)	(7,228,658)	(7,199,858)	(7,171,059)	(7,142,260)	(7,113,460)	(7,084,661)
002	Shared Services General Office	2150	Appropriated Retained Earnings	20109	Jun 2017 Int Rate Swaps	22,400,292	22,312,791	22,225,290	22,137,789	22,050,288	21,962,787	21,875,285	21,787,784	21,700,283	21,612,782	21,525,281
002	Shared Services General Office	2150	Appropriated Retained Earnings	20111	Mar 2019 Int Rate Swaps	60,023,155	59,828,906	59,634,656	59,440,406	59,246,156	59,051,907	58,857,657	58,663,407	58,469,158	58,274,908	58,080,658
002	Shared Services General Office	2150	Appropriated Retained Earnings	20112	Oct 2020 Int Rate Swaps	2,519,855	2,492,164	2,464,473	2,436,782	2,409,092	2,381,401	2,353,710	2,326,020	2,298,329	2,270,638	2,242,948
002	Shared Services General Office	2150	Appropriated Retained Earnings	20113	Oct 2021 Int Rate Swaps	(45,439,970)	(45,307,492)	(45,175,014)	(45,042,536)	(44,910,058)	(44,777,580)	(44,645,102)	(44,512,623)	(44,380,145)	(44,247,667)	(44,115,189)
002	Shared Services General Office	2150	Appropriated Retained Earnings	20114	OCT 2022 Int rate swaps	(149,062,917)	(148,638,236)	(148,213,555)	(147,788,875)	(147,364,194)	(146,939,513)	(146,514,833)	(146,090,152)	(145,665,471)	(145,240,791)	(144,816,110)
002	Shared Services General Office	2150	Appropriated Retained Earnings	20115	OCT 2024 Int rate swaps	(160,307,969)	(173,398,238)	(185,272,900)	(211,927,042)	(232,883,959)	(206,828,990)	(180,737,409)	(192,976,917)	(200,077,826)	(200,633,607)	(223,381,071)
002	Shared Services General Office	2150	Appropriated Retained Earnings	20116	OCT 2023 Int rate swaps	(95,976,703)	(106,848,802)	(116,722,424)	(132,770,668)	(132,116,955)	(131,463,242)	(130,809,529)	(130,155,817)	(129,502,104)	(128,848,391)	(128,194,678)
002	Shared Services General Office	2150	Appropriated Retained Earnings	20117	OCT 2025 Int rate swaps	(55,956,878)	(62,504,681)	(68,713,198)	(82,171,984)	(93,106,989)	(79,743,318)	(65,620,271)	(72,864,213)	(75,432,697)	(75,374,351)	(86,584,178)
002	Shared Services General Office	2160	Retained Earnings	00000	Default	1,240,933,431	1,214,599,736	1,186,437,844	1,165,206,253	1,556,877,279	1,524,540,707	1,496,562,573	1,467,383,422	1,436,920,695	1,407,232,190	1,376,555,084
002	Shared Services General Office	2240	Other long-Term	20200	Med Term Notes	(10,000,000)	(10,000,000)	(10,000,000)	(10,000,000)	(10,000,000)	(10,000,000)	(10,000,000)	(10,000,000)	(10,000,000)	(10,000,000)	(10,000,000)
002	Shared Services General Office	2240	Other long-Term	20223	Debentures 6.75	(150,000,000)	(150,000,000)	(150,000,000)	(150,000,000)	(150,000,000)	(150,000,000)	(150,000,000)	(150,000,000)	(150,000,000)	(150,000,000)	(150,000,000)
002	Shared Services General Office	2240	Other long-Term	20232	5.95% Senior Notes due 2034	(200,000,000)	(200,000,000)	(200,000,000)	(200,000,000)	(200,000,000)	(200,000,000)	(200,000,000)	(200,000,000)	(200,000,000)	(200,000,000)	(200,000,000)
002	Shared Services General Office	2240	Other long-Term	20235	5.50% Senior Notes due 2041	(400,000,000)	(400,000,000)	(400,000,000)	(400,000,000)	(400,000,000)	(400,000,000)	(400,000,000)	(400,000,000)	(400,000,000)	(400,000,000)	(400,000,000)
002	Shared Services General Office	2240	Other long-Term	20236	4.15% Senior Notes due 2043	(500,000,000)	(500,000,000)	(500,000,000)	(500,000,000)	(500,000,000)	(500,000,000)	(500,000,000)	(500,000,000)	(500,000,000)	(500,000,000)	(500,000,000)
002	Shared Services General Office	2240	Other long-Term	20237	4.125% Senior Notes due 2044	(750,000,000)	(750,000,000)	(750,000,000)	(750,000,000)	(750,000,000)	(750,000,000)	(750,000,000)	(750,000,000)	(750,000,000)	(750,000,000)	(750,000,000)
002	Shared Services General Office	2240	Other long-Term	20239	3.000% Senior Notes due 2027	(500,000,000)	(500,000,000)	(500,000,000)	(500,000,000)	(500,000,000)	(500,000,000)	(500,000,000)	(500,000,000)	(500,000,000)	(500,000,000)	(500,000,000)
002	Shared Services General Office	2240	Other long-Term	20240	4.30% Senior Notes due 2048	(600,000,000)	(600,000,000)	(600,000,000)	(600,000,000)	(600,000,000)	(600,000,000)	(600,000,000)	(600,000,000)	(600,000,000)	(600,000,000)	(600,000,000)
002	Shared Services General Office	2240	Other long-Term	20241	4.125 Senior Notes due 2049	(450,000,000)	(450,000,000)	(450,000,000)	(450,000,000)	(450,000,000)	(450,000,000)	(450,000,000)	(450,000,000)	(450,000,000)	(450,000,000)	(450,000,000)
002	Shared Services General Office	2240	Other long-Term	20242	2.625% Senior Notes due 2029	(500,000,000)	(500,000,000)	(500,000,000)	(500,000,000)	(500,000,000)	(500,000,000)	(500,000,000)	(500,000,000)	(500,000,000)	(500,000,000)	(500,000,000)
002	Shared Services General Office	2240	Other long-Term	20243	3.375% Senior Notes due 2049	(500,000,000)	(500,000,000)	(500,000,000)	(500,000,000)	(500,000,000)	(500,000,000)	(500,000,000)	(500,000,000)	(500,000,000)	(500,000,000)	(500,000,000)
002	Shared Services General Office	2240	Other long-Term	20245	1.500% Senior Notes due 2031	(600,000,000)	(600,000,000)	(600,000,000)	(600,000,000)	(600,000,000)	(600,000,000)	(600,000,000)	(600,000,000)	(600,000,000)	(600,000,000)	(600,000,000)
002	Shared Services General Office	2240	Other long-Term	20248	2.850% Senior Notes due 2052	(600,000,000)	(600,000,000)	(600,000,000)	(600,000,000)	(600,000,000)	(600,000,000)	(600,000,000)	(600,000,000)	(600,000,000)	(600,000,000)	(600,000,000)
002	Shared Services General Office	2240	Other long-Term	20249	5.750% Senior Notes due 2052	(500,000,000)	(500,000,000)	(500,000,000)	(500,000,000)	(500,000,000)	(500,000,000)	(500,000,000)	(500,000,000)	(500,000,000)	(500,000,000)	(500,000,000)
002	Shared Services General Office	2240	Other long-Term	20250	5.450% Senior Notes due 2032	(300,000,000)	(300,000,000)	(300,000,000)	(300,000,000)	(300,000,000)	(300,000,000)	(300,000,000)	(300,000,000)	(300,000,000)	(300,000,000)	(300,000,000)
002	Shared Services General Office	2240	Other long-Term	20252	6.200% Senior Notes due 2053	-	-	-	-	(500,000,000)	(500,000,000)	(500,000,000)	(500,000,000)	(500,000,000)	(500,000,000)	(500,000,000)
002	Shared Services General Office	2240	Other long-Term	20253	5.900% Senior Notes due 2033	-	-	-	-	(400,000,000)	(400,000,000)	(400,000,000)	(400,000,000)	(400,000,000)	(400,000,000)	(400,000,000)
002	Shared Services General Office	2241	Unamortized debt expense	13521	150MM 6.75% due Jul-28	283,082	278,442	273,801	269,160	264,520	259,879	255,238	250,598	245,957	241,316	236,676
002	Shared Services General Office	2241	Unamortized debt expense	13530	200MM 5.95% due Oct-34	852,157	845,891	839,625	833,359	827,094	820,828	814,562	808,296	802,030	795,764	789,498
002	Shared Services General Office	2241	Unamortized debt expense	13534	400MM 5.5% due Jun-41	2,578,679	2,566,685	2,554,691	2,542,698	2,530,704	2,518,710	2,506,716	2,494,722	2,482,728	2,470,734	2,458,741
002	Shared Services General Office	2241	Unamortized debt expense	13535	500MM 4.15% due JAN-43	3,495,745	3,480,838	3,465,930	3,451,023	3,436,116	3,421,209	3,406,301	3,391,394	3,376,487	3,361,580	3,346,672
002	Shared Services General Office	2241	Unamortized debt expense	13536	750MM 4.125% due Oct-44	6,014,026	5,990,488	5,966,950	5,943,411	5,919,873	5,896,335	5,872,797	5,849,258	5,825,720	5,802,182	5,778,644
002	Shared Services General Office	2241	Unamortized debt expense	13537	500MM 3.000% due Jun-27	1,652,889	1,618,091	1,583,294	1,548,496	1,513,698	1,478,901	1,444,103	1,409,305	1,374,508	1,339,710	1,304,912
002	Shared Services General Office	2241	Unamortized debt expense	13539	600MM 4.300% due Oct-48	5,432,809	5,414,879	5,396,949	5,379,019	5,361,088	5,343,158	5,325,228	5,307,298	5,289,368	5,271,438	5,253,508
002	Shared Services General Office	2241	Unamortized debt expense	13540	450MM 4.125% due Mar-49	4,135,866	4,122,438	4,109,009	4,095,581	4,082,153	4,068,725	4,055,297	4,041,869	4,028,441	4,015,013	4,001,584
002	Shared Services General Office	2241	Unamortized debt expense	13541	300MM 2.625% due Sep-29	3,019,572	2,979,311	2,939,050	2,898,789	2,891,412	2,818,267	2,778,006	2,737,745	2,697,484	2,657,223	2,616,962
002	Shared Services General Office	2241	Unamortized debt expense	13542	500MM 3.375% due Sep-49	4,610,764	4,596,127	4,581,490	4,566,852	4,552,215	4,537,578	4,522,940	4,508,303	4,493,666	4,479,028	4,464,391
002	Shared Services General Office	2241	Unamortized debt expense	13543	600MM 1.500% due Jan-31	3,723,024	3,682,112	3,641,200	3,600,287	3,559,375	3,518,463	3,477,550	3,436,638	3,395,726	3,354,813	3,313,901
002	Shared Services General Office	2241	Unamortized debt expense	13544	1.1B 0.625% due Mar-23	-	-	-	-	-	-	-	-	-	-	-
002	Shared Services General Office	2241	Unamortized debt expense	13545	1.1B Floating Rate due Mar-23	-	-	-	-	-	-	-	-	-	-	-
002	Shared Services General Office	2241	Unamortized debt expense	13546	600MM 2.850% due Feb-52	6,038,318	6,020,713	6,003,109	5,985,505	5,967,900	5,950,296	5,932,691	5,915,087	5,897,482	5,879,878	5,862,273
002	Shared Services General Office	2241	Unamortized debt expense	13547	500MM 5.750% due Oct-52	5,218,513	5,203,645	5,188,778	5,173,910	5,159,043	5,144,175	5,129,308	5,114,440	5,099,573	5,084,705	5,069,837
002	Shared Services General Office	2241	Unamortized debt expense	13548	300MM 5.450 due Oct-32	2,346,163	2,325,027	2,303,890	2,282,753	2,261,617	2,240,480	2,219,344	2,198,207	2,177,070	2,155,934	2,134,797
002	Shared Services General Office	2241	Unamortized debt expense	13549	500MM 6.20% due Nov-53	-	-	-	-	5,739,164	5,982,632	5,432,036	5,416,820	5,401,604	5,386,388	5,371,172
002	Shared Services General Office	2241	Unamortized debt expense	13550	400MM 5.90% due Nov-33	-	-	-	-	2,937,410	2,937,410	3,385,397	3,356,462	3,327,527	3,298,592	3,269,657
002	Shared Services General Office	2250	Long Term Debt Premium	13536	750MM 4.125% due Oct-44	(7,608,525)	(7,578,746)	(7,548,967)	(7,519,188)	(7,489,410)	(7,459,631)	(7,429,852)	(7,400,073)	(7,370,294)	(7,340,515)	(7,310,736)
002	Shared Services General Office	2250	Long Term Debt Premium	13541	300MM 2.625% due Sep-29	(2,145,161)	(2,116,559)	(2,087,957)	(2,059,355)	(2,030,753)	(2,002,151)	(1,973,548)	(1,944,946)	(1,916,344)	(1,887,742)	(1,859,140)
002	Shared Services General Office	2250	Long Term Debt Premium	13550	400MM 5.90% due Nov-33	-	-	-	-	-	-	-	-	-	-	-
002	Shared Services General Office	2260	Long Term Debt Discount	13521	150MM 6.75% due Jul-28	221,250	217,563	213,875	210,188	206,500	202,813	199,125	195,438	191,750	188,063	184,375
002	Shared Services General Office	2260	Long Term Debt Discount	13530	200MM 5.95% due Oct-34	456,000	452,622	449,244	445,867	442,489	439,111	435,733	432,355	428,978	425,600	422,222
002	Shared Services General Office	2260	Long Term Debt Discount	13534	400MM 5.5% due Jun-41	769,222	765,644	762,067	758,489	754,911	751,333	747,755	744,178	740,600	737,022	733,444
002	Shared Services General Office	2260	Long Term Debt Discount	13535	500MM 4.15% due JAN-43	611,000	608,389	605,778	603,167	600,556	597,945	595,333	592,722	590,111	587,500	584,889
002	Shared Services General Office	2260	Long Term Debt Discount	13536	750MM 4.125% due Oct-44	665,833	663,222	660,611	658,000	655,389	652,778	650,167	647,556	644,945	642,333	639,722
002	Shared Services General Office	2260	Long Term Debt Discount	13537	500MM 3.000% due Jun-27	544,271	532,813	521,354	509,896	498,438	486,979	475,521	464,063	452,604	441,146	429,688
002	Shared Services General Office	2260	Long Term Debt Discount	13539	600MM 4.300% due Oct-48	2,530,050	2,521,700	2,513,350	2,505,000	2,496,650	2,488,300	2,479,950	2,471,600	2,463,250	2,454,900	2,446,550
002	Shared Services General Office	2260	Long Term Debt Discount	13540	450MM 4.125% due Mar-49	1,516,900	1,511,975	1,507,050	1,502,125	1,497,200	1,492,275	1,487,350	1,482,425	1,477,500	1,472,575	1,467,650
002	Shared Services General Office	2260	Long Term Debt Discount	13541	300MM 2.625% due Sep-29	112,500	111,000	109,500	108,000	106,500	105,000	103,500	102,000	100,500	99,000	97,500
002	Shared Services General Office	2260	Long Term Debt Discount	13542	500MM 3.375% due Sep-49	323,750	322,722	321,694	320,667	319,639	318,611	317,583	316,555	315,528	314,500	313,472
002	Shared Services General Office	2260	Long Term Debt Discount	13543	600MM 1.500% due Jan-31	1,915,403	1,894,355	1,873,306	1,852,258	1,831,210	1,810,161	1,789,113	1,768,064	1,747,016	1,725,968	1,704,919
002	Shared Services General Office	2260	Long Term Debt Discount	13546	600MM 2.850% due Feb-52	3,635,423	3,624,824	3,614,225	3,603,626	3,593,028	3,582,429	3,571,830	3,561,231	3,550,632	3,540,033	3,529,434
002	Shared Services General Office	2260	Long Term Debt Discount	13547	500MM 5.750% due Oct-52	2,018,250	2,012,500	2,006,750	2,001,000	1,995,250	1,989,500	1,983,750	1,978,000	1,972,250	1,966,500	1,960,750
002	Shared Services General Office	2260	Long Term Debt Discount	13548	300MM 5.450 due Oct-32	621,600	616,000	610,400	604,800	599,200	593,600	588,000	582,400	576,800	571,200	565,600
002	Shared Services General Office	2260	Long Term Debt Discount	13549	500MM 6.20% due Nov-53	-	-	-	-	1,205,000	1,205,000	1,194,958	1,191,611	1,188,264	1,184,917	1,181,569
002	Shared Services General Office	2260	Long Term Debt Discount	13550	400MM 5.90% due Nov-33	-	-	-	-	520,000	520,000	507,000	502,667	498,333	494,000	489,667
002	Shared Services General Office	2270	Obligations under Capital Leases - Non Current	27001	842 Real Estate Lease - A&G	(38,646,062)	(38,536,652)	(38,426,723)	(38,316,528)	(41,300,473)	(41,170,210)	(41,039,627)	(40,976,685)	(40,913,590)	(40,850,341)	(40,786,006)
002	Shared Services General Office	2270	Obligations under Capital Leases - Non Current	27004	842 Fleet Lease	(231,902)	(226,725)	(221,529)	(216,313)	(37,862)	(35,702)	(33,537)	(76,581)	(73,739)	(70,889)	(158,285)
002	Shared Services General Office	2270	Obligations under Capital Leases - Non Current	27006	842 Copier Lease	(26,925)	(22,860)	(18,787)	(14,705)	(10,596)	(6,507)	(2,411)	(106,553)	(99,282)	(91,982)	(84,652)
002	Shared Services General Office	2282	Accumulated provision for injuries and damages	28101	Inj & Damages-Ins Reserve	(33,594,137)	(32,432,975)	(29,432,975)	(34,344,403)	(22,094,403)	(39,594,403)	(40,331,903)	(19,078,569)	(14,081,903)	(25,844,403)	(25,844,403)
002	Shared Services General Office	2282	Accumulated provision for injuries and damages	28102	Workers' Comp-Ins Reserve	(245,945)	(249,851)	(255,822)	(245,945)	(251,479)	(252,813)	(238,967)	(244,904)	(250,821)	(238,967)	(241,776)
002	Shared Services General Office	2310	Notes payable	20634	CP-Wells Fargo	-	-	(36,000,000)	(37,000,000)	-	-	-	-	-	-	-
002	Shared Services General Office	2310	Notes payable	20635	CP-Wells Fargo Discount	-	-	42,994	13,779	-	-	-	-	-	-	-

Atmos Energy Corporation - Shared Services
Trial Balance - Balance Sheet Accounts
For the Period June 2023 through June 2024

Division	Division Description	Account	Account Description	Sub Account	Sub Account Description	JUN-23	JUL-23	AUG-23	SEP-23	OCT-23	NOV-23	DEC-23	JAN-24	FEB-24	MAR-24	APR-24
002	Shared Services General Office	2310	Notes payable	20638	CP- Goldman Sachs	-	-	(70,000,000)	(130,000,000)	-	-	-	-	-	-	-
002	Shared Services General Office	2310	Notes payable	20639	CP- Goldman Sachs Discount	(0)	(0)	107,846	32,574	(0)	(0)	(0)	(0)	-	-	-
002	Shared Services General Office	2310	Notes payable	20644	CP- Mizuho	-	-	(25,000,000)	(20,000,000)	-	-	-	-	-	-	-
002	Shared Services General Office	2310	Notes payable	20645	CP- Mizuho Discount	-	-	18,924	6,111	-	-	-	-	-	-	-
002	Shared Services General Office	2310	Notes payable	20646	CP- MUFG	-	(5,000,000)	(35,000,000)	(55,000,000)	-	-	-	-	-	-	-
002	Shared Services General Office	2310	Notes payable	20647	CP-MUFG Discount	(0)	(0)	26,493	14,403	(0)	(0)	(0)	(0)	-	-	-
002	Shared Services General Office	2320	Accounts Payable	21000	Net Payroll	4,742,921	6,676,953	8,583,578	0	1,931,900	6,288,544	9,281,821	11,477,676	13,583,553	15,661,027	17,741,432
002	Shared Services General Office	2320	Accounts Payable	21001	Current Liab-A/P Vouchers	(237,506,816)	(199,584,253)	(193,630,340)	(217,529,919)	(202,896,940)	(214,158,400)	(223,331,777)	(170,652,988)	(217,512,081)	(212,560,592)	(228,658,843)
002	Shared Services General Office	2320	Accounts Payable	21007	Emp Supp Life Ins	(10,937)	139	-	-	-	9,854	9,854	-	-	-	-
002	Shared Services General Office	2320	Accounts Payable	21010	Emp Ad&D	(1,539)	6	-	-	-	-	-	-	-	-	-
002	Shared Services General Office	2320	Accounts Payable	21018	Emp United Way	328	(11,206)	(22,294)	-	(10,735)	(21,511)	-	(28,558)	(37,857)	-	(9,344)
002	Shared Services General Office	2320	Accounts Payable	21020	Federal PAC	-	-	-	-	-	4,573	-	-	-	446	446
002	Shared Services General Office	2320	Accounts Payable	21033	Empr Esop	(45,531)	(54,352)	(83,265)	(92,029)	(113,209)	(133,965)	(47,922)	(74,730)	(84,030)	(93,395)	(112,269)
002	Shared Services General Office	2320	Accounts Payable	21035	Empr Ltd Ins	(884,676)	(905,394)	(925,643)	(949,792)	(976,343)	(1,001,497)	(1,015,886)	(1,021,637)	(1,047,443)	(1,082,081)	(1,104,050)
002	Shared Services General Office	2320	Accounts Payable	21036	Empr Basic Life	(524,220)	(516,226)	(507,859)	(570,631)	(567,615)	(563,659)	(618,090)	(615,215)	(612,425)	(665,790)	(681,618)
002	Shared Services General Office	2320	Accounts Payable	21040	Empr Medical/Dental	(1,623,671)	(1,623,671)	(1,623,671)	(1,648,926)	(1,648,926)	(1,648,926)	(1,582,679)	(1,582,679)	(1,582,679)	(1,551,087)	(1,551,087)
002	Shared Services General Office	2320	Accounts Payable	21043	Emp Medical Prem W/H	1,453,835	1,602,751	1,753,372	1,901,992	148,439	296,565	516,151	673,488	827,742	982,611	1,136,593
002	Shared Services General Office	2320	Accounts Payable	21045	Emp Dental Prem W/H	73,015	80,397	87,875	95,243	7,399	14,788	25,749	33,120	40,369	47,667	54,952
002	Shared Services General Office	2320	Accounts Payable	21047	Medical/Dental Clearing	258	534	534	792	258	258	258	258	258	258	258
002	Shared Services General Office	2320	Accounts Payable	21048	Med/Dental-Other Exp Pymt	(1,574,071)	(2,786,520)	101,795	(1,820,171)	(1,145,308)	(920,839)	(2,160,967)	(1,454,578)	(1,363,391)	(2,058,810)	(2,585,098)
002	Shared Services General Office	2320	Accounts Payable	21049	PTO Accrual	(1,279,450)	(1,279,450)	(1,279,450)	(1,279,450)	(1,279,450)	(1,279,450)	(1,279,450)	(1,279,450)	(1,279,450)	(1,279,450)	(1,279,450)
002	Shared Services General Office	2320	Accounts Payable	21050	Accrued Payroll	(1,154,497)	(1,388,773)	(2,127,479)	(2,335,008)	(2,788,484)	(3,210,848)	(1,139,400)	(1,819,368)	(2,057,728)	(2,281,172)	(2,768,621)
002	Shared Services General Office	2320	Accounts Payable	21052	Vision Plan	(8,611)	13	-	-	-	-	-	-	-	-	(5,782)
002	Shared Services General Office	2320	Accounts Payable	21053	Pretax Flex Medical Plan	15,819	10,096	5,069	35	(9,268)	(21,224)	(44,572)	(24,127)	2,395	16,266	34,583
002	Shared Services General Office	2320	Accounts Payable	21054	Pretax Dependent Care Plan	(24,809)	(31,603)	(35,112)	(26,658)	(25,909)	(27,762)	(34,667)	(28,401)	(31,629)	(31,132)	(29,654)
002	Shared Services General Office	2320	Accounts Payable	21069	ACH Direct Deposit	9,762	23,675	10,175	10,189	90,764	7,140	10,189	(4,132,964)	(3,761,944)	15,127	(6,776,217)
002	Shared Services General Office	2320	Accounts Payable	21095	ANB Cash Reclass	(10,091,523)	(18,934,943)	(14,856,418)	(19,216,442)	(8,910,544)	(6,574,045)	(22,146,498)	(71,616,982)	(16,864,334)	(29,386,044)	(25,792,202)
002	Shared Services General Office	2320	Accounts Payable	21132	Oracle AR Reimbursements	50,540	53,033	51,627	34,830	37,379	42,617	40,942	6,726	133,087	3,644	-
002	Shared Services General Office	2320	Accounts Payable	21177	Dividend Payable PSU	-	-	-	(1,179,640)	(1,179,640)	-	-	-	-	-	-
002	Shared Services General Office	2320	Accounts Payable	21178	Health Spending Account	-	-	-	-	-	25,424	-	-	-	-	-
002	Shared Services General Office	2320	Accounts Payable	21306	RSP FACC Empr Payable	(544,953)	(631,257)	(712,146)	(794,094)	(877,989)	(969,793)	(250,994)	(99,561)	(199,163)	(299,051)	(396,829)
002	Shared Services General Office	2320	Accounts Payable	21308	Emp Lifelock Deductions	(1,996)	(1,954)	-	-	-	-	-	-	-	-	-
002	Shared Services General Office	2320	Accounts Payable	23501	Customer Contributions	(376)	(376)	(376)	(376)	(376)	(376)	(376)	(376)	(376)	(376)	(376)
002	Shared Services General Office	2320	Accounts Payable	24603	Other A/P-Def Cr Cl Cur	(1,847,059)	(1,408,546)	(1,358,885)	(1,187,126)	(1,187,087)	(655,185)	(655,146)	(654,041)	-	(24,509)	-
002	Shared Services General Office	2320	Accounts Payable	24607	EY Atmos Audit 10-K ARS Fees	(747,941)	(1,001,794)	(925,647)	(855,392)	(858,337)	(562,182)	(840,132)	(843,998)	(871,948)	(899,898)	(927,848)
002	Shared Services General Office	2320	Accounts Payable	24612	Other A/P-Unclaimed Property	10,616,028	10,607,416	10,607,416	10,608,148	10,964,091	10,945,271	10,943,825	10,943,842	10,943,830	10,940,988	10,947,116
002	Shared Services General Office	2320	Accounts Payable	24618	Stocked Item PO Clearing	57,691	56,277	56,277	56,277	56,277	56,277	56,277	56,277	56,277	56,277	56,277
002	Shared Services General Office	2320	Accounts Payable	24619	Non-Stocked Item PO Clearing	64,493	64,493	64,493	64,493	64,493	64,493	64,493	64,493	64,493	64,493	64,493
002	Shared Services General Office	2320	Accounts Payable	24635	Internal Audit KPMG Service Fees	-	-	-	(117,000)	(117,000)	-	-	-	-	-	-
002	Shared Services General Office	2320	Accounts Payable	24644	Atmos-Wrong Payee	90	2,546	(0)	(0)	(802)	(802)	(0)	-	114	-	-
002	Shared Services General Office	2320	Accounts Payable	24646	BFI property insurance tax	(149,901)	(189,762)	(229,623)	(269,485)	(309,346)	(349,207)	(389,068)	(428,929)	(468,790)	(513,362)	(557,934)
002	Shared Services General Office	2360	Taxes accrued	25102	Empr Fica-Accrual	(719,030)	(945,835)	(1,248,610)	(1,262,955)	(1,364,249)	81,468	(251,289)	(370,447)	(435,714)	(517,398)	(604,657)
002	Shared Services General Office	2360	Taxes accrued	25104	Empr Futa-Accrual	(143)	(156)	(201)	(178)	(229)	(318)	(69)	(8,954)	(2,722)	(873)	(317)
002	Shared Services General Office	2360	Taxes accrued	25107	State Unemployment Tax	(213)	(230)	(307)	(239)	(387)	(420)	(102)	(10,807)	(4,391)	6,377	(519)
002	Shared Services General Office	2360	Taxes accrued	25114	State Franchise Tax Accrl	29,270,077	29,270,077	29,270,077	30,112,077	30,112,077	30,112,077	30,112,077	32,475,077	32,475,077	33,105,077	33,105,077
002	Shared Services General Office	2360	Taxes accrued	25123	Use Tax	(9,224,605)	(7,637,583)	(8,273,475)	(9,152,359)	(8,960,054)	(8,268,596)	(9,528,964)	(8,068,300)	(7,649,079)	(8,307,548)	(8,413,664)
002	Shared Services General Office	2360	Taxes accrued	25201	Ad Valorem Tax	(383,646)	(442,446)	(501,246)	(560,046)	(600,446)	(640,846)	(526,493)	35,102	(111,500)	(167,200)	(222,900)
002	Shared Services General Office	2360	Taxes accrued	26501	Federal Income Tax	4,885,823	(6,672,903)	(16,972,562)	13,915,204	(2,279,716)	(22,458,442)	9,166,969	(33,751,470)	(74,207,732)	3,547,246	(12,556,216)
002	Shared Services General Office	2360	Taxes accrued	26503	State Income Tax	(2,294,873)	(2,230,948)	(2,135,614)	3,014,187	3,060,258	(2,725,611)	(147,413)	(5,293,780)	(10,145,262)	(5,070,361)	(6,980,981)
002	Shared Services General Office	2360	Taxes accrued	26504	Federal Tax Interest/Penalties	-	-	-	-	-	-	87,661	87,661	87,661	87,661	87,661
002	Shared Services General Office	2360	Taxes accrued	26506	Fin 48 Liability	0	0	0	0	0	0	0	0	0	0	0
002	Shared Services General Office	2370	Interest accrued	26628	UCG - Mtn 95-1	(29,644)	(85,227)	(140,811)	(196,394)	(251,977)	(307,561)	(29,644)	(85,227)	(140,811)	(196,394)	(251,977)
002	Shared Services General Office	2370	Interest accrued	26631	Int Accr-Deb. 6.75	(4,668,750)	(450,000)	(1,293,750)	(2,137,500)	(2,981,250)	(3,825,000)	(4,668,750)	(450,000)	(1,293,750)	(2,137,500)	(2,981,250)
002	Shared Services General Office	2370	Interest accrued	26648	Int-5.95 % Senior Notes due 2034	(2,512,223)	(3,503,889)	(4,495,556)	(5,487,223)	(528,889)	(1,520,556)	(2,512,223)	(3,503,889)	(4,495,556)	(5,487,223)	(528,889)
002	Shared Services General Office	2370	Interest accrued	26654	Int-5.50% Senior Notes due 2041	(977,777)	(2,811,111)	(4,644,444)	(6,477,777)	(8,311,111)	(10,144,444)	(977,777)	(2,811,111)	(4,644,444)	(6,477,777)	(8,311,111)
002	Shared Services General Office	2370	Interest accrued	26655	Int-4.15% Senior Notes due 2043	(9,568,056)	(922,223)	(2,651,389)	(4,380,556)	(6,109,723)	(7,838,889)	(9,568,056)	(922,223)	(2,651,389)	(4,380,556)	(6,109,723)
002	Shared Services General Office	2370	Interest accrued	26656	Int-4.125% Senior Notes due 2044	(6,531,250)	(9,109,375)	(11,687,500)	(14,265,625)	(1,375,000)	(3,953,125)	(6,531,250)	(9,109,375)	(11,687,500)	(14,265,625)	(1,375,000)
002	Shared Services General Office	2370	Interest accrued	26658	Int-3.000% Senior Notes due 2027	(666,667)	(1,916,667)	(3,166,667)	(4,416,667)	(5,666,667)	(6,916,667)	(666,667)	(1,916,667)	(3,166,667)	(4,416,667)	(5,666,667)
002	Shared Services General Office	2370	Interest accrued	26659	Int-4.300% Senior Notes due 2048	(6,450,000)	(8,600,000)	(10,750,000)	(12,900,000)	(2,150,000)	(4,300,000)	(6,450,000)	(8,600,000)	(10,750,000)	(12,900,000)	(2,150,000)
002	Shared Services General Office	2370	Interest accrued	26660	Int-4.125% Senior Notes due 2049	(5,465,625)	(7,012,500)	(8,559,375)	(825,000)	(2,371,875)	(3,918,750)	(5,465,625)	(7,012,500)	(8,559,375)	(825,000)	(2,371,875)
002	Shared Services General Office	2370	Interest accrued	26661	Int-2.625% Senior Notes due 2029	(3,864,583)	(4,958,333)	(6,052,083)	(583,333)	(1,677,083)	(2,770,833)	(3,864,583)	(4,958,333)	(6,052,083)	(583,333)	(1,677,083)
002	Shared Services General Office	2370	Interest accrued	26662	Int-3.375% Senior Notes due 2049	(4,968,750)	(6,375,000)	(7,781,250)	(750,000)	(2,156,250)	(3,562,500)	(4,968,750)	(6,375,000)	(7,781,250)	(750,000)	(2,156,250)
002	Shared Services General Office	2370	Interest accrued	26664	Int-1.500% Senior Notes due 2031	(4,150,000)	(400,000)	(1,150,000)	(1,900,000)	(2,650,000)	(3,400,000)	(4,150,000)	(400,000)	(1,150,000)	(1,900,000)	(2,650,000)
002	Shared Services General Office	2370	Interest accrued	26667	Int - 2.850% Senior Notes due 2052	(6,460,000)	(7,885,000)	(760,000)	(2,185,000)	(3,610,000)	(5,035,000)	(6,460,000)	(7,885,000)	(760,000)	(2,185,000)	(3,610,000)
002	Shared Services General Office	2370	Interest accrued	26668	Int - 5.750% Senior Notes due 2052	(6,069,444)	(8,465,278)	(10,861,111)	(13,256,944)	(1,277,778)	(3,673,611)	(6,069,444)	(8,465,278)	(10,861,111)	(13,256,944)	(1,277,778)
002	Shared Services General Office	2370	Interest accrued	26669	Int - 5.450% Senior Notes due 2032	(3,451,667)	(4,814,167)	(6,176,667)	(7,539,167)	(726,667)	(2,089,167)	(3,451,667)	(4,814,167)	(6,176,667)	(7,539,167)	(726,667)
002	Shared Services General Office	2370	Interest accrued	26671	Int - 6.20% Senior Notes due 2053	-	-	-	-	(1,808,333)	(4,391,667)	(6,975,000)	(9,558,333)	(12,141,667)	(14,725,000)	(17,308,333)
002	Shared Services General Office	2370	Interest accrued	26672	Int - 5.90% Senior Notes due 2033	-	-	-	-	(1,376,667)	(3,343,333)	(5,310,000)	(7,276,667)	(9,243,333)	(11,210,000)	(13,176,667)
002	Shared Services General Office	2370	Interest accrued	26916	Commit Fees-Amarillo NB	(15,566)	(5,308)	(10,617)	(15,754)	(5,308)	(10,446)	(15,754)	(5,294)	(10,246)	(15,540)	(5,123)
002	Shared Services General Office	2370	Interest accrued	26918	Commit Fees-Credit Agricole (fmly RBS)	(6,417)	(205,333)	(404,250)	(12,833)	(211,750)	(404,250)	(19,250)	(218,167)	(404,250)	(25,250)	(262,750)
002	Shared Services General Office	2370	Interest accrued	26924	Commit Fees-Mizuho	0	0	0	0	0	0	0	0	0	0	0
002	Shared Services General Office	2370	Interest accrued	26925	Commit Fees - Bank of Texas	(14,023)	(4,777)	(9,554)	(14,177)	(4,777)	(9,400)	(14,177)	(4,777)	(9,246)	(14,023)	(4,777)
002	Shared Services General Office	2380	Dividends declared	00000	Default	-	-	(107,128,770)	-	-	(116,753,742)	-	-	(118,558,957)	-	-
002	Shared Services General Office	2410	Tax collections	27201	Emp Fica-Accrual	(2,252)	(2,252)	(2,252)	(1,029)	(1,619)	138,917	(2,252)	(2,252)	4,279	(2,252)	(1,701)
002	Shared Services General Office	2410	Tax collections	27204	Emp Fit-Accrual	(6,429)	(6,429)	(6,429)	(2,982)	(5,042)	314,816	(6,429)	(6,429)	12,297	(6,429)	19,347
002	Shared Services General Office	2410	Tax collections	27205	Emp Sit-Accrual	-	-	-	-	-	2,120	-	-	-	-	-
002	Shared Services General Office	2420	Miscellaneous current and accrued liabilities	27307	Performance Plan	(10,957,000)	(13,872,921)	(17,437,423)	(16,080,435)	(16,839,209)	(1,671,502)	(2,848,152)	(4,134,769)	(5,333,412)	(6,301,123)	(7,169,865)
002	Shared Services General Office	2420	Miscellaneous current and accrued liabilities	27386	Misc	10,246	-	-	-	(888)	-	(11,690)	-	-	-	-
002	Shared Services General Office	2430	Obligations under Capital Leases - Current	27001	842 Real Estate Lease - A&G	(3,081,639)	(2,863,524)	(2,644,566)	(2,425,082)	(2,547,857)	(2,325,915)	(2,103,428)	(1,812,344)	(1,520,543)	(1,455,995)	(1,392,220)
002	Shared Services General Office	2430	Obligations under Capital Leases - Current	27004	842 Fleet Lease	(67,259)	(66,758)	(66,256)	(65,753)	(29,322)	(28,650)	(27,977)	(35,296)	(34,653)	(34,008)	(42,754)
002	Shared Services General Office	2430	Obligations under Capital Leases - Current	27006	842 Copier Lease	(48,187)	(48,279)	(48,371)	(48,463)	(48,576)	(48,661)	(48,746)	(132,822)	(129,113)	(125,404)	(121,685)
002	Shared Services General Office	2530	Other deferred credits	13993	Pension Assets Noncurrent	(7,643,956)	(185,113)	(726,270)	(1,267,427)	(1,801,024)	(2,334,621)	(2,868,218)	(3,401,815)	(3,935,412)	(4,469,009)	(5,002,606)
002	Shared Services General Office	2530	Other deferred credits	27001	842 Real Estate Lease - A&G	(351,130)	(351,130)	(351,130)	(351,130)	(351,130)	(351,130)	(351,130)	(351,130)	(351,130)	(351,130)	(351,130)
002	Shared Services General Office	2530	Other deferred credits	27706	Fas 106/OPEB	(35,770,861)	(35,726,254)	(35,681,646)	(35,637,039)	(34,107,364)	(34,006,225)	(33,905,085)	(33,803,946)	(33,702,806)	(33,601,667)	(33,500,527)
002	Shared Services General Office	2530	Other deferred credits	27707	Directors' Def Comp	(113,028)	(122,662)	(123,299)	(123,941)	(124,632)	(143,806)	(144,554)	(154,378)	(155,206)	(156,039)	(165,925)
002	Shared Services General Office	2530	Other deferred credits	27709	Fas106-Veba Trust/Admin	13,539	14,491	16,112	18,319	2,207	3,697	5,188	7,412	8,177	8,927	9,615
002	Shared Services General Office	2530	Other deferred credits	27712	Deferred Retirement Costs	(51,769,881)	(51,844,554)	(51,919,381)	(52,006,789)	(52,025,474)	(52,044,158)	(47,631,615)	(47,615,919)	(47,600,222)	(47,584,526)	(47,568,830)
002	Shared Services General Office	2530	Other deferred credits	27713	Dir Retirement Plan Accr	(153,150)	(153,150)	(153,150)	(153,150)	(153,150)	(153,150)	(153,150)	(153,150)	-	-	-
002	Shared Services General Office	2530	Other deferred credits	27728	FAS 106 Premiums Incurred	652,928	697,346	893,130	1,206,466	46,216	99,705	99,183	68,674	99,460	89,232	101,936
002	Shared Services General Office	2530	Other deferred credits	27729	FAS 106 Claims Incurred	282,952	344,884	216,003	(64,970)	32,976	71,457	95,721	172,447	260,311	359,452	466,640
002	Shared Services General Office	2530	Other deferred credits	27730	FAS 106 Premiums W/H	(727,917)	(241,260)	(265,627)	(290,821)	(106,881)	(132,164)	(156,104)	(97,187)	(99,055)	(96,642)	(497,348)
002	Shared Services General Office	2530	Other deferred credits	27731	FAS 106 Admin Fees	39,760	44,205	46,497	50,429	1,851	6,123	5,611	5,305	7,827	16,410	26,619
002	Shared Services General Office	2530	Other deferred credits	27737	Accrued Interest on COLI Policies	(149,375)	(218,376)	(287,377)	(292,732)	(362,201)	(297,448)	(349,018)	(400,589)	(452,159)	(503,729)	(329,166)
002	Shared Services General Office	2530	Other deferred credits	27749	FAS 106 Retiree Life Insurance Premiums	3,313	3,728	4,143	4,594	450	901	1,351	1,692	2,033	2,374	2,714
002	Shared Services General Office	2530	Other deferred credits	27751	Medicare Advantage Plan Premiums	95	95	95	95	-	-	-	99	99	99	99
002	Shared Services General Office	2530	Other deferred credits	27752	LT Fin 48 Liability	(39,375,759)	(39,375,759)	(39,375,759)	(46,718,812)	(46,718,812)	(46,718,812)	(46,166,655)	(46,166,655)	(46,166,655)	(46,562,729)	(46,562,729)
002	Shared Services General Office	2530	Other deferred credits	27792	LT-State Tax Int/Penalties	(14,070,582)	(14,070,582)	(14,070,582)	(14,972,527)	(14,972,527)	(14,972,527)	(14,933,414)	(14,933,414)	(14,933,414)	(14,997,439)	(14,997,439)
002	Shared Services General Office	2530	Other deferred credits	27794	ARI Incentive	(234,722)	(216,666)	(198,611)	(180,555)	(162,500)	(144,444)	(126,389)	(108,333)	(90,277)	(72,222)	(54,166)
002	Shared Services General Office	2530	Other deferred credits	27795	HRA Retiree via Benefits	299,990	376,994	444,168	504,422	50,351	89,150	125,441	211,534	302,763	1,011,523	471,903
002	Shared Services General Office	2530	Other deferred credits	27796	VEBA Drawdown	536,030	-	-	-	-	-	-	-	(178,089)	(834,140)	(464,833)
002	Shared Services General Office	2530	Other deferred credits	27916	Fuel Cell ITC	(266,625)	(266,625)	(266,625)	(266,625)	(266,625)	(266,625)	(266,625)	(266,625)	(266,625)	(266,625)	(266,625)

Atmos Energy Corporation - Shared Services
Trial Balance - Balance Sheet Accounts
For the Period June 2023 through June 2024

Division	Division Description	Account	Account Description	Sub Account	Sub Account Description	JUN-23	JUL-23	AUG-23	SEP-23	OCT-23	NOV-23	DEC-23	JAN-24	FEB-24	MAR-24	APR-24
002	Shared Services General Office	2550	Accumulated deferred investment tax credits	28001	Deferred Itc - Federal	(1,058,652)	(1,058,652)	(1,058,652)	(1,049,785)	(1,049,785)	(1,049,785)	(1,040,919)	(1,040,919)	(1,040,919)	(1,032,053)	(1,032,053)
002	Shared Services General Office	2820	Accum deferred income taxes-Other property	28201	Accum Defer Fed Income	(20,319,677)	(20,319,677)	(20,319,677)	(18,916,399)	(18,916,399)	(18,916,399)	(19,192,595)	(19,192,595)	(19,192,595)	(19,282,417)	(19,282,417)
002	Shared Services General Office	2820	Accum deferred income taxes-Other property	28206	Accum Defer State Inc Tax	(1,773,611)	(1,773,611)	(1,773,611)	(1,651,126)	(1,651,126)	(1,651,126)	(1,675,234)	(1,675,234)	(1,675,234)	(1,683,074)	(1,683,074)
002	Shared Services General Office	2830	Accumulated deferred income taxes-Other	28201	Accum Defer Fed Income	(155,587,497)	(163,650,834)	(171,035,426)	(166,928,931)	(175,185,796)	(164,486,690)	(152,977,219)	(157,935,630)	(160,285,241)	(176,673,061)	(185,478,949)
002	Shared Services General Office	2830	Accumulated deferred income taxes-Other	28206	Accum Defer State Inc Tax	(12,285,898)	(12,989,710)	(13,634,277)	(14,213,747)	(14,934,451)	(14,000,575)	(16,622,498)	(17,055,295)	(17,260,382)	(17,967,343)	(18,735,969)
002	Shared Services General Office	4380	Dividends declared-Common stock	30122	Div-Common Stock	318,418,767	318,419,277	425,548,047	428,283,568	-	116,753,742	119,672,386	119,672,669	238,231,626	241,098,913	241,099,953
002	Shared Services General Office	4380	Dividends declared-Common stock	30164	Cash equivalent - RSU	671,257	671,257	671,257	894,021	(241)	(241)	235,821	235,821	235,821	471,883	471,883
002	Shared Services General Office	4380	Dividends declared-Common stock	30169	Cash equivalent - PSU	(27,728)	(27,728)	(27,728)	1,151,912	-	(15,014)	(15,014)	(15,014)	(15,014)	(15,014)	(15,014)
002	Shared Services General Office	4380	Dividends declared-Common stock	30184	Cash equivalent - Outside Dir RSU	10,927	10,927	10,927	15,224	-	-	4,674	4,674	4,674	9,402	9,402
012	Customer Support	1010	Gas Plant in Service	10008	General Plant	159,334,789	159,903,565	159,925,239	159,925,224	160,521,935	160,677,078	153,809,078	153,880,359	153,973,061	153,944,023	153,944,023
012	Customer Support	1070	Construction work in progress	01002	Capital Labor Contra	(3,045)	(3,045)	(3,045)	(3,045)	(3,045)	(3,045)	(3,045)	(3,045)	(3,045)	(3,045)	(3,045)
012	Customer Support	1070	Construction work in progress	01005	Capitalized Project Labor	19,943,733	20,029,095	20,082,071	20,094,750	20,105,457	20,125,068	20,196,566	20,212,625	20,248,022	20,277,370	20,316,399
012	Customer Support	1070	Construction work in progress	01009	Capital Labor Accrual	28,723	30,932	29,162	11,662	11,747	19,051	17,546	11,797	21,450	19,997	28,740
012	Customer Support	1070	Construction work in progress	01253	Medical Benefits Projects	1,805,494	1,819,886	1,828,818	1,830,955	1,832,761	1,836,224	1,848,851	1,851,686	1,857,938	1,863,120	1,870,013
012	Customer Support	1070	Construction work in progress	01256	Payroll Tax Projects	808,366	815,195	819,433	820,448	821,304	822,873	828,593	829,878	832,709	835,057	838,180
012	Customer Support	1070	Construction work in progress	01259	ESOP Benefits Projects	348,947	352,037	353,955	354,414	354,802	355,657	358,774	359,474	361,017	362,297	363,999
012	Customer Support	1070	Construction work in progress	01262	Other Benefits Projects	4,914	4,914	4,914	4,914	4,914	4,914	4,914	4,914	4,914	4,914	4,914
012	Customer Support	1070	Construction work in progress	01265	RSP FACC Benefits Projects	81,145	82,690	83,649	83,878	84,072	84,511	86,113	86,473	87,266	87,923	88,797
012	Customer Support	1070	Construction work in progress	01268	Life Benefits Projects	54,854	55,816	55,260	49,013	49,150	51,946	51,561	49,356	53,142	53,712	56,032
012	Customer Support	1070	Construction work in progress	01271	LTD Benefits Projects	74,507	75,053	75,392	75,473	75,542	75,673	76,152	76,260	76,497	76,694	76,955
012	Customer Support	1070	Construction work in progress	01290	Other Benefits Projects	3,559,969	3,559,969	3,559,969	3,559,969	3,559,969	3,559,969	3,559,969	3,559,969	3,559,969	3,559,969	3,559,969
012	Customer Support	1070	Construction work in progress	01291	Pension Benefits Projects	1,143,914	1,146,236	1,147,677	1,148,022	1,148,313	1,148,776	1,150,463	1,150,842	1,151,677	1,152,370	1,153,291
012	Customer Support	1070	Construction work in progress	01292	OPEB Benefits Projects	889,783	891,559	892,661	892,924	893,147	893,527	894,914	895,226	895,913	896,482	897,239
012	Customer Support	1070	Construction work in progress	01293	Workers Comp Benefits Projects	29,455	29,557	29,621	29,636	29,649	29,670	29,749	29,766	29,805	29,838	29,881
012	Customer Support	1070	Construction work in progress	01296	NSC-OPEB Benefits Projects	(10,113)	(12,376)	(13,779)	(14,115)	(14,377)	(14,855)	(16,600)	(16,992)	(17,855)	(18,571)	(19,524)
012	Customer Support	1070	Construction work in progress	01299	NSC-Pension Benefits Projects	(23,385)	(24,717)	(25,543)	(25,741)	(25,864)	(26,089)	(26,912)	(27,096)	(27,503)	(27,841)	(28,290)
012	Customer Support	1070	Construction work in progress	02001	Inventory Materials	5,987,317	5,996,143	5,996,453	6,046,379	6,099,795	6,099,795	6,099,795	6,153,212	6,183,953	6,357,788	6,368,013
012	Customer Support	1070	Construction work in progress	04201	Software Maintenance	17,091,803	17,091,803	17,091,803	17,091,803	17,091,803	17,091,803	17,091,803	17,091,803	17,091,803	17,091,803	17,091,803
012	Customer Support	1070	Construction work in progress	04212	IT Equipment	8,616,557	8,621,324	8,637,587	8,775,000	8,775,000	8,775,305	8,775,831	8,795,408	8,822,223	8,822,223	8,830,547
012	Customer Support	1070	Construction work in progress	04302	Heavy Equipment	2,149,902	2,149,902	2,149,902	2,159,851	2,160,201	2,308,706	2,313,933	2,359,782	2,372,023	2,379,016	2,379,016
012	Customer Support	1070	Construction work in progress	04862	A&G Overhead Load	10,544,248	10,547,942	10,551,268	10,565,113	10,567,703	10,576,164	10,578,666	10,584,644	10,591,839	10,597,404	10,602,227
012	Customer Support	1070	Construction work in progress	04871	WIP Closing	(150,385,961)	(150,954,433)	(152,720,943)	(152,727,872)	(153,320,794)	(153,476,416)	(153,597,521)	(153,668,809)	(153,668,807)	(153,671,559)	(153,671,559)
012	Customer Support	1070	Construction work in progress	04873	WIP Interest Cap AFUDC	1,479,310	1,479,310	1,479,310	1,479,310	1,479,310	1,479,310	1,479,310	1,479,310	1,479,310	1,479,310	1,479,310
012	Customer Support	1070	Construction work in progress	04888	Land	2,795,654	2,795,654	2,795,654	2,795,654	2,795,654	2,795,654	2,795,654	2,795,654	2,795,654	2,795,654	2,795,654
012	Customer Support	1070	Construction work in progress	04889	Land Rights	4,002	4,002	4,002	4,002	4,002	4,002	4,002	4,002	4,002	4,002	4,002
012	Customer Support	1070	Construction work in progress	05411	Meals and Entertainment	455,032	455,071	455,125	455,125	455,125	455,125	455,125	455,125	455,125	455,125	455,125
012	Customer Support	1070	Construction work in progress	05413	Transportation	1,395,313	1,395,313	1,395,313	1,395,313	1,395,313	1,395,313	1,395,313	1,395,313	1,395,313	1,395,313	1,395,313
012	Customer Support	1070	Construction work in progress	05414	Lodging	1,134,061	1,134,061	1,134,061	1,134,061	1,134,061	1,134,061	1,134,061	1,134,061	1,134,061	1,134,061	1,134,061
012	Customer Support	1070	Construction work in progress	05419	Misc Employee Expense	344,017	344,017	344,017	344,017	344,017	344,017	344,017	344,017	344,017	344,017	344,017
012	Customer Support	1070	Construction work in progress	06111	Contract Labor	66,119,091	66,370,538	66,725,271	66,826,014	66,881,284	66,917,603	66,959,102	67,017,732	67,065,631	67,098,580	67,143,603
012	Customer Support	1070	Construction work in progress	07590	Misc General Expense	6,337,227	6,337,227	6,337,227	6,337,227	6,337,227	6,337,227	6,337,227	6,337,227	6,337,227	6,337,227	6,337,227
012	Customer Support	1070	Construction work in progress	07591	Supplies & Expense	57,306	57,306	57,306	57,306	57,306	57,306	57,306	57,306	57,306	57,306	57,306
012	Customer Support	1070	Construction work in progress	07600	CWIP Accruals	-	-	5,128	350	728	-	-	-	833	1,330	11,815
012	Customer Support	1070	Construction work in progress	07612	Benefits Cap Accrual	-	-	-	-	-	514	-	-	-	-	-
012	Customer Support	1070	Construction work in progress	09911	Reimbursements	(544)	(544)	(544)	(544)	(544)	(544)	(544)	(544)	(544)	(544)	(544)
012	Customer Support	1080	Accum Prov for Depreciation	00000	Default	(86,048,466)	(86,872,660)	(87,697,398)	(88,521,713)	(89,341,020)	(90,141,024)	(83,911,941)	(84,666,741)	(85,429,100)	(86,152,519)	(86,907,722)
012	Customer Support	1650	Prepayments	13124	Ppd SW & HW Maint	(1,924,558)	(2,028,473)	(2,965,307)	(3,516,485)	(3,452,177)	(4,092,462)	(4,383,346)	(2,287,953)	(2,677,228)	(2,992,795)	(3,166,502)
012	Customer Support	1840	Clearing Account	13635	Capital Benefits F Medical Load Clr	(97,390)	(111,782)	(120,713)	(122,851)	(1,805)	(5,268)	(17,895)	(20,731)	(26,982)	(32,165)	(39,058)
012	Customer Support	1840	Clearing Account	13636	Capital Benefits F Payroll Tax Load Clr	-	-	-	-	-	-	-	-	-	-	-
012	Customer Support	1840	Clearing Account	13637	Capital Benefits F Emp ESOP Load Clr	(20,857)	(23,947)	(25,865)	(26,324)	(388)	(1,243)	(4,360)	(5,060)	(6,603)	(7,883)	(9,585)
012	Customer Support	1840	Clearing Account	13639	Capital Benefits F RSP FACC Load Clr	(10,418)	(11,963)	(12,922)	(13,152)	(194)	(633)	(2,235)	(2,594)	(3,387)	(4,045)	(4,919)
012	Customer Support	1840	Clearing Account	13640	Capital Benefits F Basic Life Load Clr	(1,152)	(1,323)	(1,429)	(1,454)	(21)	(68)	(240)	(279)	(364)	(434)	(528)
012	Customer Support	1840	Clearing Account	13641	Capital Benefits F LTD Load Clr	(3,687)	(4,234)	(4,573)	(4,654)	(69)	(200)	(679)	(787)	(1,024)	(1,220)	(1,482)
012	Customer Support	1840	Clearing Account	13649	Expense Benefits H Medical Trans out	-	-	(8)	(8)	-	-	-	-	-	-	-
012	Customer Support	1840	Clearing Account	13651	Expense Benefits H Emp ESOP Trans out	-	-	(2)	(2)	-	-	-	-	-	-	-
012	Customer Support	1840	Clearing Account	13653	Expense Benefits H RSP FACC Trans out	-	-	(1)	(1)	-	-	-	-	-	-	-
012	Customer Support	1840	Clearing Account	13654	Expense Benefits H Basic Life Trans out	-	-	(0)	(0)	-	-	-	-	-	-	-
012	Customer Support	1840	Clearing Account	13655	Expense Benefits H LTD Trans out	-	-	(0)	(0)	-	-	-	-	-	-	-
012	Customer Support	1840	Clearing Account	13656	Capital Benefits I Medical Trans in	(329)	(329)	(329)	(329)	-	-	-	-	-	-	-
012	Customer Support	1840	Clearing Account	13657	Capital Benefits I Payroll Tax Trans in	(152)	(152)	(152)	(152)	-	-	-	-	-	-	-
012	Customer Support	1840	Clearing Account	13658	Capital Benefits I Emp ESOP Trans in	(84)	(84)	(84)	(84)	-	-	-	-	-	-	-
012	Customer Support	1840	Clearing Account	13660	Capital Benefits I RSP FACC Trans in	(35)	(35)	(35)	(35)	-	-	-	-	-	-	-
012	Customer Support	1840	Clearing Account	13661	Capital Benefits I Basic Life Trans in	(4)	(4)	(4)	(4)	-	-	-	-	-	-	-
012	Customer Support	1840	Clearing Account	13662	Capital Benefits I LTD Trans in	(12)	(12)	(12)	(12)	-	-	-	-	-	-	-
012	Customer Support	1840	Clearing Account	13670	Benefits K Medical Transfers	329	329	329	329	-	-	-	-	-	-	-
012	Customer Support	1840	Clearing Account	13671	Benefits K Payroll Tax Transfers	152	152	152	152	-	-	-	-	-	-	-
012	Customer Support	1840	Clearing Account	13672	Benefits K Emp ESOP Transfers	84	84	84	84	-	-	-	-	-	-	-
012	Customer Support	1840	Clearing Account	13674	Benefits K RSP FACC Transfers	35	35	35	35	-	-	-	-	-	-	-
012	Customer Support	1840	Clearing Account	13675	Benefits K Basic Life Transfers	4	4	4	4	-	-	-	-	-	-	-
012	Customer Support	1840	Clearing Account	13676	Benefits K LTD Transfers	12	12	12	12	-	-	-	-	-	-	-
012	Customer Support	1840	Clearing Account	13807	Cap Benefits F Pension Load Clr	(15,772)	(18,094)	(19,535)	(19,880)	(291)	(754)	(2,441)	(2,820)	(3,656)	(4,348)	(5,269)
012	Customer Support	1840	Clearing Account	13808	Cap Benefits F FAS 106 Load Clr	(12,136)	(13,911)	(15,013)	(15,277)	(223)	(603)	(1,990)	(2,302)	(2,988)	(3,558)	(4,315)
012	Customer Support	1840	Clearing Account	13809	Cap Benefits F Workers Comp Clr	(690)	(792)	(856)	(871)	(13)	(34)	(113)	(131)	(170)	(202)	(245)
012	Customer Support	1840	Clearing Account	13815	Benefits K Pension Transfers	51	51	51	51	-	-	-	-	-	-	-
012	Customer Support	1840	Clearing Account	13816	Benefits K FAS106 Transfers	27	27	27	27	-	-	-	-	-	-	-
012	Customer Support	1840	Clearing Account	13823	Medical/Dental Insurance Clearing	74,554	75,939	76,170	76,439	346	346	346	71,269	71,169	71,542	74,139
012	Customer Support	1840	Clearing Account	13825	Rent Clearing	(116,291)	(150,319)	(191,521)	(191,521)	-	-	-	-	-	-	-
012	Customer Support	1840	Clearing Account	13826	Employer ESOP Matching	1,079,130	1,185,986	1,290,477	1,395,797	108,301	221,843	391,186	513,512	629,581	743,414	857,629
012	Customer Support	1840	Clearing Account	13841	Employer ESOP Matching Accrual	(26,324)	(20,549)	(5,585)	53	12,321	26,820	(24,436)	(3,729)	(428)	4,257	15,869
012	Customer Support	1840	Clearing Account	13861	RSP FACC	471,454	520,810	571,178	623,079	53,873	110,863	199,105	264,331	329,065	391,879	455,544
012	Customer Support	1840	Clearing Account	13871	Capital Benefits I Pension Trans in	(51)	(51)	(51)	(51)	-	-	-	-	-	-	-
012	Customer Support	1840	Clearing Account	13872	Capital Benefits I FAS106 Trans in	(27)	(27)	(27)	(27)	-	-	-	-	-	-	-
012	Customer Support	1840	Clearing Account	13875	Expense Benefits H Pension Trans out	-	-	(1)	(1)	-	-	-	-	-	-	-
012	Customer Support	1840	Clearing Account	13876	Expense Benefits H FAS106 Trans out	-	-	(1)	(1)	-	-	-	-	-	-	-
012	Customer Support	1840	Clearing Account	13893	Expense Benefits H Workers Comp Transfer out	-	-	(0)	(0)	-	-	-	-	-	-	-
012	Customer Support	1840	Clearing Account	13895	Capital Benefits I Workers Comp Trans in	(18)	(18)	(18)	(18)	-	-	-	-	-	-	-
012	Customer Support	1840	Clearing Account	13899	Benefits K Workers Comp Transfers	18	18	18	18	-	-	-	-	-	-	-
012	Customer Support	1840	Clearing Account	27001	842 Real Estate Lease - A&G	(318,256)	(397,820)	(477,384)	(556,948)	(641,346)	(725,524)	(809,805)	(953,536)	-	(39,391)	-
012	Customer Support	1840	Clearing Account	27004	842 Fleet Lease	-	-	-	-	-	-	-	0	-	-	-
012	Customer Support	1860	Miscellaneous deferred debits	13957	Def Dr - Payroll Clearing	-	-	-	252	-	(5,276)	(5,009)	5,276	5,276	15,829	21,588
012	Customer Support	1860	Miscellaneous deferred debits	14168	RS-Taxes Withheld	-	-	-	-	-	133,926	-	-	-	-	-
012	Customer Support	1860	Miscellaneous deferred debits	15013	Arcos Implementation Cloud	308,400	296,245	284,267	272,422	260,578	248,733	236,889	225,044	213,200	201,356	189,511
012	Customer Support	1860	Miscellaneous deferred debits	15014	Salesforce Field Service Cloud	-	-	1,745,107	1,730,422	1,705,049	1,683,939	1,662,159	1,640,579	1,619,271	1,597,680	1,576,090
012	Customer Support	1860	Miscellaneous deferred debits	27001	842 Real Estate Lease - A&G	9,272,466	9,204,749	9,136,840	9,068,739	9,646,415	9,572,630	9,498,634	9,424,426	9,350,006	9,275,556	9,201,078
012	Customer Support	1860	Miscellaneous deferred debits	27004	842 Fleet Lease	11,994	11,609	11,222	10,835	10,446	10,057	9,666	9,275	8,883	8,489	8,095
012	Customer Support	1900	Accumulated Deferred Income Taxes	28201	Accum Defer Fed Income	2,370,158	2,370,158	2,370,158	2,679,780	2,679,780	2,679,780	2,908,814	2,908,814	2,908,814	2,565,568	2,565,568
012	Customer Support	1900	Accumulated Deferred Income Taxes	28206	Accum Defer State Inc Tax	206,880	206,880	206,880	233,904	233,904	233,904	253,898	253,898	253,898	223,936	223,936
012	Customer Support	2270	Obligations under Capital Leases - Non Current	27001	842 Real Estate Lease - A&G	(8,860,999)	(8,822,503)	(8,783,918)	(8,745,245)	(9,336,608)	(9,293,883)	(9,251,058)	(9,221,632)	(9,192,139)	(9,162,579)	(9,132,766)
012	Customer Support	2270	Obligations under Capital Leases - Non Current	27004	842 Fleet Lease	(7,303)	(6,906)	(6,508)	(6,109)	(5,694)	(5,294)	(4,893)	(4,491)	(4,088)	(3,683)	(3,278)
012	Customer Support	2320	Accounts Payable	21000	Net Payroll	(4,742,921)	(6,676,903)	(8,583,578)	-	(1,931,850)	(6,288,544)	(9,281,732)	(11,475,217)	(13,581,989)	(15,661,027)	(17,739,949)
012	Customer Support	2320	Accounts Payable	21007	Emp Supp Life Ins	(7,738)	-	-	-	-	-	-	-	-	-	-

Atmos Energy Corporation - Shared Services
Trial Balance - Balance Sheet Accounts
For the Period June 2023 through June 2024

Division	Division Description	Account	Account Description	Sub Account	Sub Account Description	JUN-23	JUL-23	AUG-23	SEP-23	OCT-23	NOV-23	DEC-23	JAN-24	FEB-24	MAR-24	APR-24
012	Customer Support	2320	Accounts Payable	21010	Emp Ad&D	(1,163)	-	-	-	-	-	-	-	-	-	-
012	Customer Support	2320	Accounts Payable	21018	Emp United Way	(278)	(3,934)	(7,927)	-	(4,034)	(7,972)	-	(10,184)	(13,664)	-	(3,398)
012	Customer Support	2320	Accounts Payable	21020	Federal PAC	-	-	-	-	-	472	-	-	-	-	-
012	Customer Support	2320	Accounts Payable	21033	Empr Esop	(26,282)	(32,057)	(47,021)	(52,660)	(64,980)	(79,480)	(28,224)	(48,930)	(52,231)	(56,916)	(68,529)
012	Customer Support	2320	Accounts Payable	21035	Empr Ltd Ins	860,369	881,179	902,450	923,537	944,681	966,351	987,797	1,009,320	1,030,779	1,052,406	1,073,845
012	Customer Support	2320	Accounts Payable	21036	Empr Basic Life	508,327	523,146	538,275	553,290	568,346	583,952	599,374	614,872	630,315	645,868	661,294
012	Customer Support	2320	Accounts Payable	21043	Emp Medical Prem W/H	(1,453,835)	(1,602,751)	(1,753,372)	(1,901,992)	(148,439)	(296,565)	(516,151)	(673,488)	(827,742)	(982,611)	(1,136,593)
012	Customer Support	2320	Accounts Payable	21045	Emp Dental Prem W/H	(73,015)	(80,397)	(87,875)	(95,243)	(7,399)	(14,788)	(25,749)	(33,120)	(40,369)	(47,667)	(54,952)
012	Customer Support	2320	Accounts Payable	21049	PTO Accrual	(410,022)	(410,022)	(410,022)	(410,022)	(410,022)	(410,022)	(410,022)	(410,022)	(410,022)	(410,022)	(410,022)
012	Customer Support	2320	Accounts Payable	21050	Accrued Payroll	(612,760)	(745,488)	(1,098,009)	(1,202,577)	(1,475,827)	(1,785,729)	(633,266)	(1,109,860)	(1,198,094)	(1,317,539)	(1,592,951)
012	Customer Support	2320	Accounts Payable	21052	Vision Plan	(9,274)	-	-	-	-	-	-	-	-	-	(6,257)
012	Customer Support	2320	Accounts Payable	21053	Pretax Flex Medical Plan	10,537	19,157	15,777	10,689	3,556	(6,893)	(23,262)	(3,801)	13,506	27,632	37,586
012	Customer Support	2320	Accounts Payable	21054	Pretax Dependent Care Plan	163	(774)	(1,082)	(1,315)	(1,018)	(1,189)	(2,315)	(2,330)	(2,526)	(2,632)	(2,816)
012	Customer Support	2320	Accounts Payable	21178	Health Spending Account	-	-	-	-	-	6,818	-	-	-	-	-
012	Customer Support	2320	Accounts Payable	21306	RSP FACC Empr Payable	(302,522)	(350,509)	(399,874)	(449,168)	(497,041)	(547,414)	1,072	(64,531)	(127,216)	(188,192)	(251,077)
012	Customer Support	2320	Accounts Payable	21308	Emp Lifelock Deductions	(1,104)	(1,121)	-	-	-	-	-	-	-	-	-
012	Customer Support	2360	Taxes accrued	25102	Empr Fica-Accrual	(44,568)	(53,206)	(77,929)	(87,259)	(105,942)	(310,911)	(80,361)	(136,859)	(154,468)	(175,805)	(204,395)
012	Customer Support	2360	Taxes accrued	25104	Empr Futa-Accrual	(22)	(29)	(52)	(40)	(70)	(13)	16	(5,532)	(1,574)	(465)	(129)
012	Customer Support	2360	Taxes accrued	25107	State Unemployment Tax	(93)	(102)	(141)	(106)	(190)	(33)	(36)	(6,722)	(2,607)	7,633	(282)
012	Customer Support	2360	Taxes accrued	25201	Ad Valorem Tax	(229,730)	(273,930)	(318,130)	(362,330)	(323,728)	(381,528)	(446,848)	(144,602)	(82,300)	(126,500)	(170,700)
012	Customer Support	2410	Tax collections	27201	Emp Fica-Accrual	2,064	2,205	2,241	2,064	2,136	105,685	2,064	2,064	2,064	3,628	4,466
012	Customer Support	2410	Tax collections	27204	Emp Fit-Accrual	6,041	6,041	6,382	6,041	6,077	113,093	6,041	6,041	6,041	6,041	6,112
012	Customer Support	2410	Tax collections	27205	Emp Sit-Accrual	-	-	-	-	-	935	-	-	-	-	-
012	Customer Support	2420	Miscellaneous current and accrued liabilities	27307	Performance Plan	-	3,921	3,921	136,578	(25,255)	(356,501)	(607,459)	(881,872)	(1,137,521)	(1,343,916)	(1,529,203)
012	Customer Support	2420	Miscellaneous current and accrued liabilities	27351	Customer Billing Accrual	(319,881)	(254,567)	(256,572)	(249,002)	(245,352)	349,880	(235,818)	(258,359)	(238,678)	(299,760)	(378,386)
012	Customer Support	2430	Obligations under Capital Leases - Current	27001	842 Real Estate Lease - A&G	(808,885)	(766,082)	(723,177)	(680,168)	(708,387)	(664,739)	(620,983)	(563,622)	(506,119)	(493,644)	(481,324)
012	Customer Support	2430	Obligations under Capital Leases - Current	27004	842 Fleet Lease	(4,691)	(4,703)	(4,714)	(4,726)	(4,752)	(4,763)	(4,773)	(4,784)	(4,795)	(4,806)	(4,817)
012	Customer Support	2530	Other deferred credits	27001	842 Real Estate Lease - A&G	351,130	351,130	351,130	351,130	351,130	351,130	351,130	351,130	351,130	351,130	351,130
012	Customer Support	2530	Other deferred credits	27706	Fas 106/OPEB	5,125,632	5,125,632	5,125,632	5,125,632	5,284,439	5,284,439	5,284,439	5,284,439	5,284,439	5,284,439	5,284,439
012	Customer Support	2530	Other deferred credits	27728	FAS 106 Premiums Incurred	113,213	126,373	140,775	158,807	13,110	26,282	41,377	55,350	55,350	98,475	112,216
012	Customer Support	2820	Accum deferred income taxes-Other property	28201	Accum Defer Fed Income	(10,616,132)	(10,616,132)	(10,616,132)	(9,811,635)	(9,811,635)	(9,811,635)	(9,550,154)	(9,550,154)	(9,550,154)	(9,204,176)	(9,204,176)
012	Customer Support	2820	Accum deferred income taxes-Other property	28206	Accum Defer State Inc Tax	(926,634)	(926,634)	(926,634)	(856,411)	(856,411)	(856,411)	(833,590)	(833,590)	(833,590)	(803,391)	(803,391)
012	Customer Support	2830	Accumulated deferred income taxes-Other	28201	Accum Defer Fed Income	(3,865,808)	(3,865,808)	(3,865,808)	(3,741,909)	(3,741,909)	(3,741,909)	(3,858,605)	(3,858,605)	(3,858,605)	(3,816,182)	(3,816,182)
012	Customer Support	2830	Accumulated deferred income taxes-Other	28206	Accum Defer State Inc Tax	(337,292)	(337,292)	(337,292)	(326,614)	(326,614)	(326,614)	(336,789)	(336,789)	(336,789)	(332,680)	(332,680)
Shared Services YTD Net Income						7,478,743	8,085,791	8,676,022	(8,953,599)	1,478,865	1,135,960	1,535,607	1,548,323	6,141,975	13,803,239	15,059,260
						-	-	-	-	(0)	0	-	0	-	-	(0)

MAY-24	JUN-24
252,292,240	257,337,710
74,587	74,587
(5,048)	(5,048)
22,662,821	22,912,058
58,970	60,456
(21)	(21)
2,456,834	2,501,243
1,078,438	1,098,368
490,649	501,220
5,544	5,470
170,695	176,072
42,994	44,077
87,769	89,407
4,375,231	4,375,231
740,105	746,010
559,954	564,575
31,906	32,488
(55,791)	(61,872)
(66,083)	(68,949)
26,734,088	26,735,065
123,584	123,584
5,184	5,184
39,824,582	39,824,978
78,341,799	78,341,799
4,111	4,111
2,261,132	2,261,132
1,146,716,416	1,161,852,562
33,934,610	33,999,673
(1,152,525,171)	(1,165,045,060)
(399,563,781)	(406,341,069)
349,567	349,567
26,028,823	26,028,823
492,058	494,263
1,167,230	1,175,538
804,914	809,260
168,740	168,740
165,306,039	166,797,832
38,280,068	38,280,068
1,838,684	1,838,684
587,273	1,105,133
507,134	608,355
1,709	(2,290)
155,507	(28,540)
(153,180)	(153,180)
(128,525,662)	(130,031,625)
0	0
(327,660,226)	(327,660,226)
4,220,000	4,220,000
2,262,834,671	2,299,665,822
476,000	476,000
14,696,524	9,140,759
11,663,325	12,903,479
8,927	8,927
239,336	239,336
68,463	68,463
(28,207,103)	(24,247,372)
(1,008,289)	(784,870)
1,344,795	1,939,591
50,430,268	50,625,633
3,543,127	3,157,395
100,787,168	100,440,076
4,793,019	4,863,948
26,000	26,000
80,000	80,000
106,200	106,200
48,582	48,582
-	-
333,503,974	459,452,369
50,384,301	50,587,218
1,238,241	1,375,623
(2,716,365)	(2,854,220)
(3,341,919)	(6,103,114)
500	520
-	1,456,103
42,085,404	42,085,404
100,000	100,000
-	-
89,705	(2,543)
(1,921,170)	(2,418,933)
3,553,105	3,553,105
(148,536)	(147,629)
7,855,125	6,699,943
10,736,948,226	10,819,485,579
312,916	315,546
236,991	250,188
(6,278)	(9,518)
5,260	5,487
4,476	4,669
40,744	42,502
10,059	10,493
5,168	5,391
554	578
1,546	1,613
(5,629)	(5,872)
(2,446)	(2,551)
-	-
8,548	8,548
36	36
-	-
(21,604)	(21,604)
-	-

MAY-24	JUN-24
20	20
2,289	2,400
3,055	3,346
2,314	2,670
43	43
531	877
298	298
-	-
96,172	96,172
140	140
607	513
8,257	8,257
(391,150)	(404,795)
421,765	359,099
(23,950)	-
24,809	14,271
231,052	-
17,193,442	12,945,879
59,653	123,628
6,629	5,926
94,422	150,041
4,982	4,982
27,067	23,200
711,321	609,704
1,086,898	1,086,898
759,605	759,605
8,271,048	7,352,043
45,415,773	44,510,345
194,198	(46,719)
273,572	277,887
50,000	45,000
921,773	921,773
1,085,776	1,406,994
-	45,373
-	26,249
-	10,877
-	6,724
-	34,352
-	853
-	22,436
-	25,073
-	11,822
-	-
-	-
-	-
-	109,031
-	5,068
-	130,332
-	-
-	165,145
-	137,067
-	259,039
-	134,830
-	-
-	19,148
-	431,245
-	44,017
-	423,570
29,228	30,915
281,101,683	273,551,174
190,882	141,359
32,811	4,375
20,721	9,403
12,809	5,813
48,665	11,451
995	71
28,045	3,739
27,163	0
13,792	-
-	-
-	-
-	-
236,132	121,967
10,136	(0)
370,460	231,307
-	-
(12,124,516)	(13,493,647)
(2,993,369)	(3,331,388)
(1,537,877)	(1,711,539)
(164,773)	(183,379)
(459,990)	(511,934)
1,461,867	1,382,761
318,235	351,772
1,944	14,543
391,806	404,177
(160,482)	(183,142)
7,340	10,628
15,989	9,030
2,307	2,256
61	467
8,281	8,296
(5,432)	(6,374)
(897)	(1,001)
(15,989)	(9,030)
(2,307)	(2,256)
(61)	(467)
(8,281)	(8,296)
5,432	6,374
897	1,001
(248,384)	(288,797)
-	-

MAY-24	JUN-24
(61,103)	(71,080)
(31,366)	(36,492)
(3,364)	(3,913)
(9,422)	(10,956)
(24,796)	(29,016)
-	-
(6,044)	(7,086)
(3,098)	(3,633)
(333)	(390)
(941)	(1,101)
(1,222)	(1,244)
0	-
(296)	(302)
(152)	(155)
(16)	(17)
(46)	(47)
(16,865)	(22,046)
(6,886)	(9,054)
(3,643)	(4,618)
(1,526)	(1,941)
(204)	(269)
(582)	(766)
(1,222)	(1,244)
(557)	(567)
(296)	(302)
(152)	(155)
(16)	(17)
(46)	(47)
18,087	23,290
7,443	9,621
3,939	4,920
1,678	2,095
220	286
629	813
1,000,644	32,186
(33,375)	(38,776)
(27,360)	(31,799)
(1,590)	(1,842)
-	-
-	-
-	-
2,460	3,167
1,292	1,661
61,656	65,795
329,617	371,556
1,304,746	1,467,839
10,910,598	12,407,513
464,883	515,415
-	-
1,698,776	1,893,308
97,419	107,318
1,475,271	1,659,679
99,505	99,505
80,027	80,027
(912,013)	(754,809)
(44,742)	(43,396)
(5,000)	-
-	-
(75,267)	(83,784)
15,666	20,353
(1,944)	(14,543)
637,481	743,353
(157)	(183)
(2,292)	(2,996)
(1,156)	(1,522)
(3,381)	(3,945)
(2,757)	(3,220)
(168)	(171)
(136)	(139)
(168)	(171)
(136)	(139)
(1,565,340)	(1,742,102)
(1,331,912)	(1,482,315)
(1,973)	(1,531)
1,188	1,991
1,973	1,531
(1,188)	(1,991)
133,462	132,428
62,720	55,465
103	221
(103)	(221)
(8)	(8)
92,943	92,943
(1,297)	(1,647)
(8)	(8)
(8,963)	(8,963)
1,305	1,655
507,153	770,277
(0)	0
(0)	0
4,166,443	4,075,869
2,284,462	2,231,779
1,689,915	1,613,101
(99,505)	(99,505)
35,832	50,218
30,812,319	30,739,264
-	-
12,129,317	12,142,902
(11,288,818)	(11,461,455)
135,952	135,952
147,600	344,210

MAY-24	JUN-24
-	(20,537)
-	-
262,557	83,593
-	(137,067)
-	(259,039)
161,796	(0)
-	-
35,305	14,552
1,507,709	1,040,276
168,752	121,048
-	1,235,412
39,771,156	39,479,997
197,555	297,775
196,854	185,733
107,986,024	104,048,940
3,126,395	3,112,407
0	0
455,070,590	454,523,575
6,896,355	7,155,058
(774,009)	(774,145)
(7,467,147,791)	(7,470,541,348)
35,636,147	35,746,251
(18,327,056)	(19,296,486)
18,166,923	18,152,248
(13,377,832)	(13,545,710)
10,427,671	10,427,671
(10,157,784)	(10,172,809)
(56,947)	(56,492)
(8,826,923)	(8,783,654)
32,160,731	32,017,156
(7,055,861)	(7,027,062)
21,437,780	21,350,279
57,886,409	57,692,159
2,215,257	2,187,566
(43,982,711)	(43,850,233)
(144,391,429)	(143,966,749)
(218,073,064)	(212,215,530)
(127,540,965)	(126,887,252)
(83,773,398)	(80,719,087)
1,344,348,031	1,307,516,880
(10,000,000)	(10,000,000)
(150,000,000)	(150,000,000)
(200,000,000)	(200,000,000)
(400,000,000)	(400,000,000)
(500,000,000)	(500,000,000)
(750,000,000)	(750,000,000)
(500,000,000)	(500,000,000)
(600,000,000)	(600,000,000)
(450,000,000)	(450,000,000)
(500,000,000)	(500,000,000)
(500,000,000)	(500,000,000)
(600,000,000)	(600,000,000)
(600,000,000)	(600,000,000)
(500,000,000)	(500,000,000)
(300,000,000)	(300,000,000)
(500,000,000)	(500,000,000)
(400,000,000)	(725,000,000)
232,035	227,394
783,233	776,967
2,446,747	2,434,753
3,331,765	3,316,858
5,755,105	5,731,567
1,270,115	1,235,317
5,235,578	5,217,648
3,988,156	3,974,728
2,576,701	2,538,080
4,449,754	4,435,116
3,272,989	3,232,076
-	7,675
-	7,675
5,844,669	5,827,065
5,054,970	5,040,102
2,113,660	2,092,524
5,355,957	5,340,741
3,240,722	5,437,261
(7,280,957)	(7,251,178)
(1,830,538)	(1,801,936)
-	(16,929,250)
180,688	177,000
418,844	415,467
729,867	726,289
582,278	579,667
637,111	634,500
418,229	406,771
2,438,200	2,429,850
1,462,725	1,457,800
96,000	94,500
312,444	311,417
1,683,871	1,662,822
3,518,835	3,508,236
1,955,000	1,949,250
560,000	554,400
1,178,222	1,174,875
485,333	481,000
(40,699,602)	(40,612,731)
(155,288)	(236,887)
(77,292)	(69,903)
(25,844,403)	(26,292,403)
(244,586)	(238,967)
-	-
-	-

MAY-24	JUN-24
-	-
-	-
-	-
-	-
-	-
-	-
20,836,912	22,841,484
(217,082,791)	(221,789,072)
-	(11,468)
-	(1,530)
(23,378)	-
-	-
(47,287)	(48,633)
(1,132,105)	(1,148,361)
(697,183)	(713,576)
(1,551,087)	(1,485,623)
1,365,138	1,517,364
65,821	73,012
258	258
(142,137)	(2,511,746)
(1,279,450)	(1,279,450)
(1,173,834)	(1,204,624)
-	-
24,841	35,801
(37,568)	(31,183)
(7,110,514)	(8,938,213)
-	-
626	-
-	-
-	-
(550,331)	(651,666)
-	-
(376)	(376)
-	-
(702,574)	(983,748)
10,955,388	11,470,937
56,277	56,277
64,493	64,493
-	-
-	(4,855)
(124,172)	(168,743)
(774,465)	(876,546)
(182)	(124)
(233)	(158)
33,105,077	33,755,077
(10,065,906)	(8,601,703)
(278,600)	(334,300)
(21,998,820)	2,741,097
(2,703,854)	(3,050,825)
87,661	87,661
0	0
(307,561)	(29,644)
(3,825,000)	(4,668,750)
(1,520,556)	(2,512,223)
(10,144,444)	(977,777)
(7,838,889)	(9,568,056)
(3,953,125)	(6,531,250)
(6,916,667)	(666,667)
(4,300,000)	(6,450,000)
(3,918,750)	(5,465,625)
(2,770,833)	(3,864,583)
(3,562,500)	(4,968,750)
(3,400,000)	(4,150,000)
(5,035,000)	(6,460,000)
(3,673,611)	(6,069,444)
(2,089,167)	(3,451,667)
(1,377,778)	(3,961,111)
(1,048,889)	(5,465,694)
(10,417)	(15,540)
(508,167)	(23,750)
0	0
(9,554)	(14,177)
(122,117,306)	-
(2,252)	(2,252)
(6,429)	(6,429)
-	-
(15,825,360)	(14,993,069)
(75)	-
(1,350,200)	(1,308,331)
(42,268)	(60,889)
(117,962)	(114,229)
(5,536,203)	(6,069,800)
(351,130)	-
(33,399,387)	(33,298,248)
(166,816)	(167,711)
12,544	15,890
(47,553,134)	(47,537,438)
-	-
248,252	272,700
446,522	552,895
(497,372)	(99,364)
30,676	33,667
(382,259)	(113,435)
3,055	3,396
99	99
(46,562,729)	(46,711,261)
(14,997,439)	(15,061,465)
(36,111)	(18,055)
564,892	653,396
(464,833)	(464,833)
(266,625)	(266,625)

MAY-24	JUN-24
(1,032,053)	(1,023,187)
(19,282,417)	(18,677,033)
(1,683,074)	(1,630,233)
(183,100,056)	(170,630,269)
(18,528,326)	(17,740,105)
363,217,259	366,037,225
471,883	682,197
(15,014)	(15,014)
9,402	13,909
154,109,253	155,032,907
(3,045)	(3,045)
20,367,220	20,394,569
13,793	12,160
1,878,988	1,883,818
842,245	844,433
366,214	367,407
4,914	4,914
89,936	90,548
50,556	50,014
77,296	77,479
3,559,969	3,559,969
1,154,490	1,155,136
898,225	898,756
29,937	29,967
(20,764)	(21,431)
(28,874)	(29,189)
6,532,785	6,532,785
17,091,803	17,091,803
8,830,840	8,830,840
2,379,016	2,379,016
10,605,233	10,607,845
(153,836,789)	(154,871,355)
1,479,310	1,479,310
2,795,654	2,795,654
4,002	4,002
455,125	455,125
1,395,313	1,395,313
1,134,061	1,134,061
344,017	344,017
67,204,851	67,206,681
6,337,227	6,337,227
57,306	57,306
7,817	8,914
7,157	-
(544)	(544)
(87,663,605)	(88,338,194)
(3,469,410)	(3,610,787)
(48,033)	(52,862)
-	-
(11,800)	(12,993)
(6,057)	(6,670)
(650)	(715)
(1,822)	(2,006)
-	-
-	-
-	-
-	-
-	-
-	-
-	-
-	-
-	-
-	-
-	-
-	-
-	-
-	-
-	-
-	-
-	-
(6,469)	(7,114)
(5,301)	(5,831)
(301)	(331)
-	-
-	-
74,485	75,292
-	-
1,027,305	1,138,666
(24,380)	(24,820)
549,264	610,959
-	-
-	-
-	-
-	-
-	-
-	-
-	-
-	-
100,216	154,661
-	(0)
(213)	-
-	8,864
177,667	165,822
1,554,500	1,532,909
9,126,569	9,052,031
7,700	7,303
2,565,568	2,705,727
223,936	235,993
(9,098,503)	(9,064,160)
(2,872)	(2,465)
(20,836,912)	(22,841,484)
-	(7,848)

MAY-24	JUN-24
-	(1,149)
(8,430)	-
-	-
(28,279)	(27,840)
1,095,594	1,117,099
676,941	692,449
(1,365,138)	(1,517,364)
(65,821)	(73,012)
(410,022)	(410,022)
(653,470)	(623,206)
-	-
29,419	28,694
(3,263)	(2,275)
-	-
(332,630)	(391,574)
-	-
(271,428)	(263,592)
(50)	(12)
(113)	(37)
(214,900)	(259,100)
3,628	3,628
4,174	4,174
-	-
(1,693,381)	(1,857,559)
(326,866)	(251,175)
(473,357)	(465,370)
(4,828)	(4,839)
351,130	-
5,284,439	5,284,439
112,216	112,216
(9,204,176)	(8,713,262)
(803,391)	(760,541)
(3,816,182)	(3,797,961)
(332,680)	(331,507)
15,235,119	12,209,814
0	(0)

NOTES:

- Start with SSU TB for BS and IS SmartView Essbase excel file.
- Create tab labeled "PIVOT" which points to IS data, Filter by Division, and Include Account, Account Description and monthly amounts
- In Pivot Table, Select only Division 002, copy pivot table to a new tab ("DIV 002 IS Activity") as pasted values
- In Pivot Table, Select only Division 012, copy pivot table to a new tab ("DIV 002 IS Activity") as pasted values