


AC WATER LINE REPLACEMENT PROJECT
FARMDALE WATER DISTRICT
FRANKLIN COUNTY, KENTUCKY



JUNE 2024

Prepared By:

HMB PROJECT #4290.00



3 HMB Circle, US 460
Frankfort, Kentucky 40601
(502) 695-9800

TABLE OF CONTENTS

1.	Advertisement for Bids	C-111-1 to C-111-2
2.	Instructions for Bidders.....	C-200-1 to C-200-11
3.	Bid Form	C-410-1 to C-410-7
4.	Bid Bond.....	C-430-1 to C-430-2
5.	Notice of Award.....	C-510-1
6.	Agreement.....	C-520-1 to C-520-6
7.	Notice to Proceed.....	C-550-1
8.	Performance Bond	C-610-1 to C-610-3
9.	Payment Bond.....	C-615-1 to C-615-3
10.	Certificate of Substantial Completion.....	C-625-1
11.	General Conditions	C-700-1 to C-700-65
12.	RUS Supplementary Conditions	C-800-1 to C-800-19
13.	Certification for Contracts, Grants and Loans	RD-1
14.	Certification Regarding Debarment.....	RD-2 to RD-3
15.	Compliance Statement	RD-4 to RD-5
16.	Certificate of Owner's Attorney and Agency Concurrence.....	RD-6
17.	Engineer's Certification on Final Plans and Specifications.....	RD-7
18.	American Iron and Steel Requirements	RD-AIS-1 to RD-AIS-31
19.	RD Project Sign Detail.....	PS-1
20.	Special Conditions	SC-1 to SC-8
21.	Technical Specifications	

DIVISION 1 - GENERAL REQUIREMENTS

Section	01010	Summary of Work.....	01010-1
	01020	Videotaping.....	01020-1 to 01020-5
	01041	Project Coordination	01041-1
	01150	Measurement and Payment	01150-1 to 01150-7
	01340	Shop Drawings, Product Data and Samples.....	01340-1 to 01340-8
	01562	Dust Control.....	01562-1
	01720	Record Documents.....	01720-1 to 01720-4

DIVISION 2 – SITE WORK

Section	02010	Subsurface Conditions	02010-1
	02255	Crushed Stone and Dense Grade Aggregate	02255-1 to 02255-2
	02513	Bituminous Concrete Paving	02513-1 to 02513-5
	02665	Water Mains and Accessories	02665-1 to 02665-29
	02670	Tracer Wire	02670-1 to 02670-5
	02933	Seeding.....	02933-1 to 02933-5
	02957	Erosion Control and Stabilization	02957-1 to 02957-3

DIVISION 3 – CONCRETE

Section	03300	Cast-in-place Concrete	03300-1 to 03300-25
	03310	Flowable Fill Concrete.....	03310-1 to 03310-2

APPENDICES

1. Appendix A – Property Owner Release Form
2. Appendix B – KYTC Permit

ATTACHMENTS – to be completed by BIDDER and submitted with Bid

1. Bid Form C-410-1 to C-410-7
2. Bid Bond C-430-1 to C-430-2
4. Certification for Contractors, Grants and Loans RD-1
5. Certification Regarding Debarment RD-2 to RD-3
6. Compliance Statement RD-4 to RD-5

**FARMDALE WATER DISTRICT
FRANKLIN COUNTY, KENTUCKY
AC WATER LINE REPLACEMENT PROJECT**

ADVERTISEMENT FOR BIDS

Sealed Bids for the construction of the AC Water Line Replacement Project will be received by Farmdale Water District, at the office of the Farmdale Water District, 100 Highwood Drive, Frankfort, Kentucky, until 10:00 a.m. local time on June 25, 2024 at which time the Bids received will be publicly opened and read. The Project consists of constructing:

- Approximately 37,950 l.f. of 2-inch to 8-inch water line and all appurtenances

The Issuing Office for the Bidding Documents is HMB Professional Engineers, Inc., 3 HMB Circle, Frankfort, KY 40601. Prospective Bidders may examine the Bidding Documents at the following places:

Farmdale Water District, 100 Highwood Drive, Frankfort, KY 40601

HMB Professional Engineers, Inc., 3 HMB Circle, Frankfort, Kentucky 40601

Printed copies of the Bidding Documents may be obtained from LYNN IMAGING, 328 Old Vine Street, Lexington, Kentucky 40507, upon a non-refundable payment as follows:

AC Water Line Replacement Project	\$400 per set (Hard Copy):
	\$250 per set (Electronic Copy)

The phone number for LYNN IMAGING is (859) 226-5850. Note: Additional shipping charges may apply.

Sealed proposals for the Contract shall be clearly marked on the outside of the container as follows:

"Sealed proposal for AC Water Line Replacement Project
Farmdale Water District

Not to be opened until 10:00 AM (local time), June 25, 2024

Time allowed for completion **is 150 consecutive calendar days.**

If forwarded by mail, the sealed envelope containing the proposal must be enclosed in another envelope and mailed to the Farmdale Water District, 100 Highwood Drive, KY 40601 allowing sufficient time for such mailing to reach this address prior to the scheduled closing time for the receipt of proposals.

Bids shall be accompanied by a certified check or bid bond payable to the Farmdale Water District in an amount not less than five percent (5%) of the base bid. No bidder may withdraw his bid for a period of ninety (90) days after the date bids are opened.

Section 746 of Title VII of the Consolidated Appropriations Act of 2017 (Division A-Agriculture, Rural Development, Food and Drug Administration, and Related Agencies, Appropriations Act, 2017) and subsequent statutes mandating domestic preference applies to American Iron and Steel requirement to this project. All listed iron and steel products used in this project must be produced in the United States. The term "iron and steel products" means the

following products made primarily of iron and steel: lined or unlined pipes and fittings, manhole covers and other municipal castings, hydrants, tanks, flanges, pipe clamps and restraints, valves, structural steel, reinforced precast concrete, and construction materials. The de minimis and minor components waiver (all project specific waivers as applicable) apply to this contract.

Scottie Wooldridge
Chairman

INSTRUCTIONS TO BIDDERS

TABLE OF CONTENTS

	Page
Article 1 – Defined Terms	1
Article 2 – Copies of Bidding Documents.....	1
Article 3 – Qualifications of Bidders.....	1
Article 4 – Site and Other Areas; Existing Site Conditions; Examination of Site; Owner’s Safety Program; Other Work at the Site	2
Article 5 – Bidder’s Representations.....	3
Article 6 – Pre-Bid Conference	4
Article 7 – Interpretations and Addenda	4
Article 8 – Bid Security	4
Article 9 – Contract Times.....	5
Article 10 – Liquidated Damages	5
Article 11 – Substitute and “Or-Equal” Items	5
Article 12 – Subcontractors, Suppliers, and Others	6
Article 13 – Preparation of Bid.....	6
Article 14 – Basis of Bid.....	7
Article 15 – Submittal of Bid	8
Article 16 – Modification and Withdrawal of Bid	9
Article 17 – Opening of Bids.....	9
Article 18 – Bids to Remain Subject to Acceptance	9
Article 19 – Evaluation of Bids and Award of Contract.....	9
Article 20 – Bonds and Insurance	10
Article 21 – Signing of Agreement	10
Article 22 – Sales and Use Taxes	10
Article 23 – Contracts to be Assigned	10
Article 24 - Wage Rates Requirements	11

ARTICLE 1 – DEFINED TERMS

1.01 Terms used in these Instructions to Bidders have the meanings indicated in the General Conditions and Supplementary Conditions. Additional terms used in these Instructions to Bidders have the meanings indicated below:

A. *Issuing Office* – The office from which the Bidding Documents are to be issued.

ARTICLE 2 – COPIES OF BIDDING DOCUMENTS

2.01 Complete sets of the Bidding Documents may be obtained from the Issuing Office in the number and format stated in the advertisement or invitation to bid.

2.02 Complete sets of Bidding Documents shall be used in preparing Bids; neither Owner nor Engineer assumes any responsibility for errors or misinterpretations resulting from the use of incomplete sets of Bidding Documents.

2.03 Owner and Engineer, in making copies of Bidding Documents available on the above terms, do so only for the purpose of obtaining Bids for the Work and do not authorize or confer a license for any other use.

ARTICLE 3 – QUALIFICATIONS OF BIDDERS

3.01 To demonstrate Bidder's qualifications to perform the Work, after submitting its Bid and within **[seven]** days of Owner's request, Bidder shall submit (a) written evidence establishing its qualifications such as financial data, previous experience, and present commitments, and (b) the following additional information:

A. Completion of Qualification Statement (if requested)

{or}

~~3.01 Prospective Bidders shall submit required information regarding their qualifications by **[insert deadline for prequalification submittals]**. Owner will review the submitted information to determine which contractors are qualified to bid on the Work. Owner will issue an Addendum listing those contractors that Owner has determined to be qualified to construct the project. Bids will only be accepted from listed contractors. The information that each prospective Bidder must submit to seek prequalification includes (a) written evidence establishing its qualifications such as financial data, previous experience, and present commitments, and (b) the following additional information:~~

~~A. [Evidence of prospective Bidder's authority to do business in the state where the Project is located.]~~

~~B. [Prospective Bidder's state or other contractor license number, if applicable.]~~

~~C. [Subcontractor and Supplier qualification information; coordinate with provisions of Article 12 of these Instructions, "Subcontractors, Suppliers, and Others."]~~

~~D. [Other required information regarding qualifications]~~

{or}

~~3.01 To demonstrate Bidder's qualifications to perform the Work, Bidder shall submit with its Bid (a) written evidence establishing its qualifications such as financial data, previous experience, and present commitments, and (b) the following additional information:~~

~~A. [Evidence of Bidder's authority to do business in the state where the Project is located.]~~

- ~~B. [Bidder's state or other contractor license number, if applicable.]~~
- ~~C. [Subcontractor and Supplier qualification information; coordinate with provisions of Article 12 of these Instructions, "Subcontractors, Suppliers, and Others."]~~
- ~~D. [Other required information regarding qualifications]~~

- 3.02 A Bidder's failure to submit required qualification information within the times indicated may disqualify Bidder from receiving an award of the Contract.
- 3.03 No requirement in this Article 3 to submit information will prejudice the right of Owner to seek additional pertinent information regarding Bidder's qualifications.
- 3.04 Bidder is advised to carefully review those portions of the Bid Form requiring Bidder's representations and certifications.

ARTICLE 4 – SITE AND OTHER AREAS; EXISTING SITE CONDITIONS; EXAMINATION OF SITE; OWNER'S SAFETY PROGRAM; OTHER WORK AT THE SITE

4.01 *Site and Other Areas*

- A. The Site is identified in the Bidding Documents. By definition, the Site includes rights-of-way, easements, and other lands furnished by Owner for the use of the Contractor. Any additional lands required for temporary construction facilities, construction equipment, or storage of materials and equipment, and any access needed for such additional lands, are to be obtained and paid for by Contractor.

4.02 Existing Site Conditions

- A. All items related to the Existing Site Conditions are shown on the Drawings or in the Specifications.
- B. Underground Facilities: Information and data shown or indicated in the Bidding Documents with respect to existing Underground Facilities at or contiguous to the Site are set forth in the Contract Documents and are based upon information and data furnished to Owner and Engineer by owners of such Underground Facilities, including Owner, or others.

4.03 *Site Visit and Testing by Bidders*

- A. Bidder shall conduct the Site visit during normal working hours, and shall not disturb any ongoing operations at the Site.
- B. Bidder is not required to conduct any subsurface testing, or exhaustive investigations of Site conditions.
- C. On request, and to the extent Owner has control over the Site, and schedule permitting, the Owner will provide Bidder access to the Site to conduct such additional examinations, investigations, explorations, tests, and studies as Bidder deems necessary for preparing and submitting a successful Bid. Owner will not have any obligation to grant such access if doing so is not practical because of existing operations, security or safety concerns, or restraints on Owner's authority regarding the Site.
- D. Bidder shall comply with all applicable Laws and Regulations regarding excavation and location of utilities, obtain all permits, and comply with all terms and conditions established by Owner or by property owners or other entities controlling the Site with

respect to schedule, access, existing operations, security, liability insurance, and applicable safety programs.

- E. Bidder shall fill all holes and clean up and restore the Site to its former condition upon completion of such explorations, investigations, tests, and studies.

4.04 *Owner's Safety Program*

- A. Site visits and work at the Site may be governed by an Owner safety program. As the General Conditions indicate, if an Owner safety program exists, it will be noted in the Supplementary Conditions.

4.05 *Other Work at the Site*

- A. Reference is made to Article 8 of the Supplementary Conditions for the identification of the general nature of other work of which Owner is aware (if any) that is to be performed at the Site by Owner or others (such as utilities and other prime contractors) and relates to the Work contemplated by these Bidding Documents. If Owner is party to a written contract for such other work, then on request, Owner will provide to each Bidder access to examine such contracts (other than portions thereof related to price and other confidential matters), if any.

ARTICLE 5 - BIDDER'S REPRESENTATIONS

5.01 It is the responsibility of each Bidder before submitting a Bid to:

- A. examine and carefully study the Bidding Documents, and any data and reference items identified in the Bidding Documents;
- B. visit the Site, conduct a thorough, alert visual examination of the Site and adjacent areas, and become familiar with and satisfy itself as to the general, local, and Site conditions that may affect cost, progress, and performance of the Work;
- C. become familiar with and satisfy itself as to all Laws and Regulations that may affect cost, progress, and performance of the Work included but not limited to the AIS requirements as mandated and any subsequent statutes mandating domestic preference which apply to the following products made primarily of iron and steel: lined or unlined pipes and fittings, manhole covers and other municipal castings, hydrants, tanks, flanges, pipe clamps and restraints, valves, structural steel, reinforced precast concrete, and construction materials.
- D. carefully study all: (1) reports of explorations and tests of subsurface conditions at or adjacent to the Site and all drawings of physical conditions relating to existing surface or subsurface structures at the Site that have been identified in the Supplementary Conditions, especially with respect to Technical Data in such reports and drawings, and (2) reports and drawings relating to Hazardous Environmental Conditions, if any, at or adjacent to the Site that have been identified in the Supplementary Conditions, especially with respect to Technical Data in such reports and drawings; **There are no explorations and test of subsurface condition or Hazardous Environmental Conditions.**
- E. consider the information known to Bidder itself; information commonly known to contractors doing business in the locality of the Site; information and observations obtained from visits to the Site; and the Bidding Documents, with respect to the effect of such information, observations, and documents on (1) the cost, progress, and performance of the Work; (2) the means, methods, techniques, sequences, and procedures of construction to be employed by Bidder; and (3) Bidder's safety precautions and programs;

- F. agree, based on the information and observations referred to in the preceding paragraph, that at the time of submitting its Bid no further examinations, investigations, explorations, tests, studies, or data are necessary for the determination of its Bid for performance of the Work at the price bid and within the times required, and in accordance with the other terms and conditions of the Bidding Documents;
- G. become aware of the general nature of the work to be performed by Owner and others at the Site that relates to the Work as indicated in the Bidding Documents;
- H. promptly give Engineer written notice of all conflicts, errors, ambiguities, or discrepancies that Bidder discovers in the Bidding Documents and confirm that the written resolution thereof by Engineer is acceptable to Bidder;
- I. determine that the Bidding Documents are generally sufficient to indicate and convey understanding of all terms and conditions for the performance and furnishing of the Work; and
- J. agree that the submission of a Bid will constitute an incontrovertible representation by Bidder that Bidder has complied with every requirement of this Article, that without exception the Bid and all prices in the Bid are premised upon performing and furnishing the Work required by the Bidding Documents.

ARTICLE 6 - PRE-BID CONFERENCE

- 6.01 If a pre-Bid conference will be held, the time and location will be stated in the invitation or advertisement to bid. Representatives of Owner and Engineer will be present to discuss the Project. Bidders are encouraged to attend and participate in the conference. Engineer will transmit to all prospective Bidders of record such Addenda as Engineer considers necessary in response to questions arising at the conference. Oral statements may not be relied upon and will not be binding or legally effective.

ARTICLE 7 - INTERPRETATIONS AND ADDENDA

- 7.01 All questions about the meaning or intent of the Bidding Documents are to be submitted to Engineer in writing. Interpretations or clarifications considered necessary by Engineer in response to such questions will be issued by Addenda delivered to all parties recorded as having received the Bidding Documents. All Addenda will be issued a minimum of 3 days prior to Bid Opening. Only questions answered by Addenda will be binding. Oral and other interpretations or clarifications will be without legal effect.
- 7.02 Addenda may be issued to clarify, correct, supplement, or change the Bidding Documents.

ARTICLE 8 - BID SECURITY

- 8.01 A Bid must be accompanied by Bid security made payable to Owner in an amount of **five** percent of Bidder's maximum Bid price (determined by adding the base bid and all alternates) and in the form of a certified check, bank money order, or a Bid bond (on the form included in the Bidding Documents) issued by a surety meeting the requirements of Paragraphs 6.01 and 6.02 of the General Conditions.
- 8.02 The Bid security of the apparent Successful Bidder will be retained until Owner awards the contract to such Bidder, and such Bidder has executed the Contract Documents, furnished the required contract security, and met the other conditions of the Notice of Award, whereupon the Bid security will be released. If the Successful Bidder fails to execute and deliver the Contract

Documents and furnish the required contract security within 15 days after the Notice of Award, Owner may consider Bidder to be in default, annul the Notice of Award, and the Bid security of that Bidder will be forfeited. Such forfeiture shall be Owner's exclusive remedy if Bidder defaults.

- 8.03 The Bid security of other Bidders that Owner believes to have a reasonable chance of receiving the award may be retained by Owner until the earlier of seven days after the Effective Date of the Contract or **91** days after the Bid opening, whereupon Bid security furnished by such Bidders will be released.
- 8.04 Bid security of other Bidders that Owner believes do not have a reasonable chance of receiving the award will be released within seven days after the Bid opening.

ARTICLE 9 - CONTRACT TIMES

- 9.01 The number of days within which, or the dates by which, **[Milestones are to be achieved and]** the Work is to be substantially completed and ready for final payment are set forth in the Agreement.

[or]

- ~~9.01 Bidder shall set forth in the Bid the time by which Bidder shall achieve Substantial Completion, subject to the restrictions established in Paragraph 14.04 of these Instructions. The Owner will take Bidder's time commitment regarding Substantial Completion into consideration during the evaluation of Bids, and it will be necessary for the apparent Successful Bidder to satisfy Owner that it will be able to achieve Substantial Completion within the time such Bidder has designated in the Bid. **[If applicable include the following: Bidder shall also set forth in the Bid its commitments regarding the achievement of Milestones and readiness for final payment.]** The Successful Bidder's time commitments will be entered into the Agreement (or incorporated in the Agreement by reference to the specific terms of the Bid).~~

ARTICLE 10 - LIQUIDATED DAMAGES

- 10.01 Provisions for liquidated damages, if any, for failure to timely attain Substantial Completion, or completion of the Work in readiness for final payment, are set forth in the Agreement.

ARTICLE 11 - SUBSTITUTE AND "OR-EQUAL" ITEMS

- 11.01 **The Contract for the Work, if awarded, will be on the basis of materials and equipment specified or described in the Bidding Documents, and those "or-equal" or substitute or materials and equipment subsequently approved by Engineer prior to the submittal of Bids and identified by Addendum. No item of material or equipment will be considered by Engineer as an "or-equal" or substitute unless written request for approval has been submitted by Bidder and has been received by Engineer at least 15 days prior to the date for receipt of Bids in the case of a proposed substitute and 5 days prior in the case of a proposed "or-equal." Each such request shall comply with the requirements of Paragraphs 7.04 and 7.05 of the General Conditions. Each such request shall include the Manufacturer's Certification Letter (Exhibit D) for compliance with AIS requirements and any subsequent statutes mandating domestic preference, if applicable. The burden of proof of the merit of the proposed item is upon Bidder. Engineer's decision of approval or disapproval of a proposed item will be final. If Engineer approves any such proposed item, such approval will be set forth in an Addendum issued to all prospective Bidders. Bidders shall not rely upon approvals made in any other manner. Substitutes and "or-equal" materials and equipment may be proposed**

by Contractor in accordance with Paragraphs 7.04 and 7.05 of the General Conditions after Effective Date of the Contract.

- 11.02 All prices that Bidder sets forth in its Bid shall be based on the presumption that the Contractor will furnish the materials and equipment specified or described in the Bidding Documents, as supplemented by Addenda. Any assumptions regarding the possibility of post-Bid approvals of "or-equal" or substitution requests are made at Bidder's sole risk.
- 11.03 If an award is made, Contractor shall be allowed to submit proposed substitutes and "or-equals" in accordance with the General Conditions.

ARTICLE 12 - SUBCONTRACTORS, SUPPLIERS, AND OTHERS

~~12.01 A Bidder shall be prepared to retain specific Subcontractors, Suppliers, or other individuals or entities for the performance of the Work if required by the Bidding Documents (most commonly in the Specifications) to do so. If a prospective Bidder objects to retaining any such Subcontractor, Supplier, or other individual or entity, and the concern is not relieved by an Addendum, then the prospective Bidder should refrain from submitting a Bid.~~

~~12.02 Subsequent to the submittal of the Bid, Owner may not require the Successful Bidder or Contractor to retain any Subcontractor, Supplier, or other individual or entity against which Contractor has reasonable objection.~~

- 12.03 **If required by the bid documents**, the apparent Successful Bidder, and any other Bidder so requested, shall within five days after Bid opening, submit to Owner a list of the Subcontractors or Suppliers proposed for the following portions of the Work: **N/A**

If requested by Owner, such list shall be accompanied by an experience statement with pertinent information regarding similar projects and other evidence of qualification for each such Subcontractor, Supplier, or other individual or entity. If Owner or Engineer, after due investigation, has reasonable objection to any proposed Subcontractor, Supplier, individual, or entity, Owner may, before the Notice of Award is given, request apparent Successful Bidder to submit an acceptable substitute, in which case apparent Successful Bidder shall submit a substitute, Bidder's Bid price will be increased (or decreased) by the difference in cost occasioned by such substitution, and Owner may consider such price adjustment in evaluating Bids and making the Contract award.

12.04 If apparent Successful Bidder declines to make any such substitution, Owner may award the Contract to the next lowest Bidder that proposes to use acceptable Subcontractors, Suppliers, or other individuals or entities. Declining to make requested substitutions will constitute grounds for forfeiture of the Bid security of any Bidder. Any Subcontractor, Supplier, individual, or entity so listed and against which Owner or Engineer makes no written objection prior to the giving of the Notice of Award will be deemed acceptable to Owner and Engineer subject to subsequent revocation of such acceptance as provided in Paragraph 7.06 of the General Conditions.

12.05 **Contractor shall not be required to employ any Subcontractor, Supplier, individual, or entity against whom Contractor has reasonable objection.**

12.06 **The Contractor shall not award work to Subcontractor(s) in excess of the limits stated in SC 7.06.**

ARTICLE 13 - PREPARATION OF BID

13.01 The Bid Form is included with the Bidding Documents.

- A All blanks on the Bid Form shall be completed in ink and the Bid Form signed in ink. Erasures or alterations shall be initialed in ink by the person signing the Bid Form. A Bid price shall be indicated for each section, Bid item, alternate, adjustment unit price item, and unit price item listed therein.
 - K. If the Bid Form expressly indicates that submitting pricing on a specific alternate item is optional, and Bidder elects to not furnish pricing for such optional alternate item, then Bidder may enter the words "No Bid" or "Not Applicable."
- 13.02 A Bid by a corporation shall be executed in the corporate name by a corporate officer (whose title must appear under the signature), accompanied by evidence of authority to sign. The corporate address and state of incorporation shall be shown.
- 13.03 A Bid by a limited liability company shall be executed in the name of the firm by a member or other authorized person and accompanied by evidence of authority to sign. The state of formation of the firm and the official address of the firm shall be shown.
- 13.04 A Bid by an individual shall show the Bidder's name and official address.
- 13.05 A Bid by a joint venture shall be executed by an authorized representative of each joint venturer in the manner indicated on the Bid Form. The official address of the joint venture shall be shown.
- 13.06 All names shall be printed in ink below the signatures.
- 13.07 The Bid shall contain an acknowledgment of receipt of all Addenda, the numbers of which shall be filled in on the Bid Form.
- 13.08 Postal and e-mail addresses and telephone number for communications regarding the Bid shall be shown.
- 13.09 The Bidder shall submit evidence of its ability to obtain required authority or licenses within the time for acceptance of Bid.

ARTICLE 14 - BASIS OF BID

~~14.01 Cost-Plus-Fee Bids~~

- ~~L. Bidders shall submit a Bid on the Contractor's fee, which shall be in addition to compensation for Cost of the Work. Such fee shall be either (1) a fixed fee or (2) percentages of categories of costs, as set forth in the Bid Form.~~
- ~~M. If the Contractor's fee, as set forth in the Bid Form, is to be based on percentages of categories of cost, Bidders shall enter a maximum amount limiting the total fee if required by the Bid Form to do so.~~
- ~~N. Bidders shall submit a Bid on the Guaranteed Maximum Price, setting a maximum amount on the compensable Cost of the Work plus Contractor's fee, if required by the Bid Form to do so.~~

14.02 Unit Price

- A. Bidders shall submit a Bid on a unit price basis for each item of Work listed in the unit price section of the Bid Form.
- B. The "Bid Price" (sometimes referred to as the extended price) for each unit price Bid item will be the product of the "Estimated Quantity" (which Owner or its representative has set forth in the Bid Form) for the item and the corresponding "Bid Unit Price" offered by the Bidder. The total of all unit price Bid items will be the sum of these "Bid Prices"; such total

will be used by Owner for Bid comparison purposes. The final quantities and Contract Price will be determined in accordance with Paragraph 13.03 of the General Conditions.

- C. Discrepancies between the multiplication of units of Work and unit prices will be resolved in favor of the unit prices. Discrepancies between the indicated sum of any column of figures and the correct sum thereof will be resolved in favor of the correct sum.

14.03 Allowances

- A. For cash allowances the Bid price shall include such amounts as the Bidder deems proper for Contractor's overhead, costs, profit, and other expenses on account of cash allowances, if any, named in the Contract Documents, in accordance with Paragraph 13.02.B of the General Conditions.

~~14.04 Price-Plus-Time Bids~~

- ~~A. The Owner will consider the time of Substantial Completion commitment made by the Bidder in the comparison of Bids.~~
- ~~B. Bidder shall designate the number of days required to achieve Substantial Completion of the Work and enter that number in the Bid Form as the total number of calendar days to substantially complete the Work.~~
- ~~C. The total number of calendar days for Substantial Completion designated by Bidder shall be less than or equal to a maximum of [], but not less than the minimum of []. If Bidder purports to designate a time for Substantial Completion that is less than the allowed minimum, or greater than the allowed maximum, Owner will reject the Bid as nonresponsive.~~
- ~~D. The Agreement as executed will contain the Substantial Completion time designated in Successful Bidder's Bid, and the Contractor will be assessed liquidated damages at the rate stated in the Agreement for failure to attain Substantial Completion within that time.~~
- ~~A. [Bidder shall also designate the time in which it will achieve Milestones, and achieve readiness for final payment. Such time commitments shall be consistent with the "Time of Substantial Completion" to which Bidder commits. The Agreement as executed will contain, as binding Contract Times, Successful Bidder's time commitments regarding Milestones, as applicable, and readiness for final payment.]~~

ARTICLE 15 - SUBMITTAL OF BID

- 15.01 With each copy of the Bidding Documents, a Bidder is furnished one separate unbound copy of the Bid Form, and the Bid Bond Form. The unbound copy of the Bid Form is to be completed and submitted with the Bid security and the other documents required to be submitted under the terms of Article 7 of the Bid Form.
- 15.02 A Bid shall be received no later than the date and time prescribed and at the place indicated in the advertisement or invitation to bid and shall be enclosed in a plainly marked package with the Project title (and, if applicable, the designated portion of the Project for which the Bid is submitted), the name and address of Bidder, and shall be accompanied by the Bid security and other required documents. If a Bid is sent by mail or other delivery system, the sealed envelope containing the Bid shall be enclosed in a separate package plainly marked on the outside with the notation "BID ENCLOSED." A mailed Bid shall be addressed to [See Advertisement].

- 15.03 Bids received after the date and time prescribed for the opening of bids, or not submitted at the correct location or in the designated manner, will not be accepted and will be returned to the Bidder unopened.

ARTICLE 16 - MODIFICATION AND WITHDRAWAL OF BID

- 16.01 A Bid may be withdrawn by an appropriate document duly executed in the same manner that a Bid must be executed and delivered to the place where Bids are to be submitted prior to the date and time for the opening of Bids. Upon receipt of such notice, the unopened Bid will be returned to the Bidder.
- 16.02 If a Bidder wishes to modify its Bid prior to Bid opening, Bidder must withdraw its initial Bid in the manner specified in Paragraph 16.01 and submit a new Bid prior to the date and time for the opening of Bids.
- 16.03 If within 24 hours after Bids are opened any Bidder files a duly signed written notice with Owner and promptly thereafter demonstrates to the reasonable satisfaction of Owner that there was a material and substantial mistake in the preparation of its Bid, that Bidder may withdraw its Bid, and the Bid security will be returned. Thereafter, if the Work is rebid, that Bidder will be disqualified from further bidding on the Work.

ARTICLE 17 - OPENING OF BIDS

- 17.01 Bids will be opened at the time and place indicated in the advertisement or invitation to bid and, unless obviously non-responsive, read aloud publicly. An abstract of the amounts of the base Bids and major alternates, if any, will be made available to Bidders after the opening of Bids.

ARTICLE 18 - BIDS TO REMAIN SUBJECT TO ACCEPTANCE

- 18.01 All Bids will remain subject to acceptance for the period of time stated in the Bid Form, but Owner may, in its sole discretion, release any Bid and return the Bid security prior to the end of this period.

ARTICLE 19 - EVALUATION OF BIDS AND AWARD OF CONTRACT

- 19.01 Owner reserves the right to reject any or all Bids, including without limitation, nonconforming, nonresponsive, unbalanced, or conditional Bids. Owner will reject the Bid of any Bidder that Owner finds, after reasonable inquiry and evaluation, to not be responsible. If Bidder purports to add terms or conditions to its Bid, takes exception to any provision of the Bidding Documents, or attempts to alter the contents of the Contract Documents for purposes of the Bid, then the Owner will reject the Bid as nonresponsive; provided that Owner also reserves the right to waive all minor informalities not involving price, time, or changes in the Work.
- 19.02 If Owner awards the contract for the Work, such award shall be to the responsible Bidder submitting the lowest responsive Bid.
- 19.03 Evaluation of Bids
- A. In evaluating Bids, Owner will consider whether or not the Bids comply with the prescribed requirements, and such alternates, unit prices, and other data, as may be requested in the Bid Form or prior to the Notice of Award.

[or]

- B. For the determination of the apparent low Bidder when unit price bids are submitted, Bids will be compared on the basis of the total of the products of the estimated quantity of each item and unit price Bid for that item, together with any lump sum items.

[or]

~~B. For the determination of the apparent low Bidder when cost-plus bids are submitted, Bids will be compared on the basis of the Guaranteed Maximum Price set forth by Bidder on the Bid Form.~~

~~C. Bid prices will be compared after adjusting for differences in time of Substantial Completion (total number of calendar days to substantially complete the Work) designated by Bidders. The adjusting amount will be determined at the rate set forth in the Agreement for liquidated damages for failing to achieve Substantial Completion, or such other amount that Owner has designated in the Bid Form.~~

~~1. The method for calculating the lowest bid for comparison will be the summation of the Bid price shown in the Bid Form plus the product of the Bidder specified time of Substantial Completion (in calendar days) times the rate for liquidated damages **[or other Owner designated daily rate]** (in dollars per day).~~

~~2. This procedure is only used to determine the lowest bid for comparison and contractor selection purposes. The Contract Price for compensation and payment purposes remains the Bid price shown in the Bid Form.~~

19.04 In evaluating whether a Bidder is responsible, Owner will consider the qualifications of the Bidder and may consider the qualifications and experience of Subcontractors and Suppliers proposed for those portions of the Work for which the identity of Subcontractors and Suppliers must be submitted as provided in the Bidding Documents.

19.05 Owner may conduct such investigations as Owner deems necessary to establish the responsibility, qualifications, and financial ability of Bidders and any proposed Subcontractors or Suppliers.

ARTICLE 20 - BONDS AND INSURANCE

20.01 Article 6 of the General Conditions, as may be modified by the Supplementary Conditions, sets forth Owner's requirements as to performance and payment bonds and insurance. When the Successful Bidder delivers the Agreement (executed by Successful Bidder) to Owner, it shall be accompanied by required bonds and insurance documentation.

ARTICLE 21 - SIGNING OF AGREEMENT

21.01 When Owner issues a Notice of Award to the Successful Bidder, it shall be accompanied by the unexecuted counterparts of the Agreement along with the other Contract Documents as identified in the Agreement. Within 15 days thereafter, Successful Bidder shall execute and deliver the required number of counterparts of the Agreement (and any bonds and insurance documentation required to be delivered by the Contract Documents) to Owner. Owner shall deliver one fully executed counterpart of the Agreement to Successful Bidder, together with printed and electronic copies (if requested) of the Contract Documents as stated in Paragraph 2.02 of the General Conditions.

ARTICLE 22 – SALES AND USE TAXES

ARTICLE 23 – CONTRACTS TO BE ASSIGNED

ARTICLE 24 – WAGE RATE REQUIREMENTS

24.01 If the contract price is in excess of \$100,000, provisions of the Contract Work Hours and Safety Standards Act at 29 CFR 5.5(b) apply.

24.02 Section 746 of Title VII Consolidated Appropriations Act of 2017 (Division A-Agriculture, Rural Development, Food and Drug Administration, and Related Agencies Appropriations Act, 2017) and any subsequent statues mandating domestic preference applies an American Iron and Steel requirement to this project. All iron and steel products used in this project must be procured in the United States. “Iron and Steel Products” is defined in Section 1.b.2. The de minimis and minor components waivers (add Project specific waivers as applicable) apply to this contract.”

BID FORM

AC WATER LINE REPLACEMENT PROJECT

FARMDALE WATER DISTRICT

FRANKLIN COUNTY, KENTUCKY

TABLE OF CONTENTS

	Page
Article 1 – Bid Recipient	1
Article 2 – Bidder’s Acknowledgements	1
Article 3 – Bidder’s Representations.....	1
Article 4 – Bidder’s Certification	2
Article 5 – Basis of Bid.....	2
Article 6 – Time of Completion	3
Article 7 – Attachments to this Bid	3
Article 8 – Defined Terms	3
Article 9 – Bid Submittal	4

ARTICLE 1 – BID RECIPIENT

1.01 This Bid is submitted to:

Farmdale Water District, 100 Highwood Drive, Frankfort, KY 40601

1.02 The undersigned Bidder proposes and agrees, if this Bid is accepted, to enter into an Agreement with Owner in the form included in the Bidding Documents to perform all Work as specified or indicated in the Bidding Documents for the prices and within the times indicated in this Bid and in accordance with the other terms and conditions of the Bidding Documents.

ARTICLE 2 – BIDDER’S ACKNOWLEDGEMENTS

2.01 Bidder accepts all of the terms and conditions of the Instructions to Bidders, including without limitation those dealing with the disposition of Bid security. This Bid will remain subject to acceptance for **90** days after the Bid opening, or for such longer period of time that Bidder may agree to in writing upon request of Owner.

ARTICLE 3 – BIDDER’S REPRESENTATIONS

3.01 In submitting this Bid, Bidder represents that:

A. Bidder has examined and carefully studied the Bidding Documents, and any data and reference items identified in the Bidding Documents, and hereby acknowledges receipt of the following Addenda:

<u>Addendum No.</u>	<u>Addendum, Date</u>
_____	_____
_____	_____
_____	_____
_____	_____

- B. Bidder has visited the Site, conducted a thorough, alert visual examination of the Site and adjacent areas, and become familiar with and satisfied itself as to the general, local, and Site conditions that may affect cost, progress, and performance of the Work.
- C. Bidder is familiar with and has satisfied itself as to all Laws and Regulations that may affect cost, progress, and performance of the Work.
- D. Bidder has considered the information known to Bidder itself; information commonly known to contractors doing business in the locality of the Site; information and observations obtained from visits to the Site; the Bidding Documents; and any Site-related reports and drawings identified in the Bidding Documents, with respect to the effect of such information, observations, and documents on (1) the cost, progress, and performance of the Work; (2) the means, methods, techniques, sequences, and procedures of construction to be employed by Bidder; and (3) Bidder’s safety precautions and programs.
- E. Bidder agrees, based on the information and observations referred to in the preceding paragraph, that no further examinations, investigations, explorations, tests, studies, or data are necessary for the determination of this Bid for performance of the Work at the price bid

and within the times required, and in accordance with the other terms and conditions of the Bidding Documents.

- F. Bidder is aware of the general nature of work to be performed by Owner and others at the Site that relates to the Work as indicated in the Bidding Documents.
- G. Bidder has given Engineer written notice of all conflicts, errors, ambiguities, or discrepancies that Bidder has discovered in the Bidding Documents, and confirms that the written resolution thereof by Engineer is acceptable to Bidder.
- H. The Bidding Documents are generally sufficient to indicate and convey understanding of all terms and conditions for the performance and furnishing of the Work.
- I. The submission of this Bid constitutes an incontrovertible representation by Bidder that Bidder has complied with every requirement of this Article, and that without exception the Bid and all prices in the Bid are premised upon performing and furnishing the Work required by the Bidding Documents.

ARTICLE 4 – BIDDER’S CERTIFICATION

4.01 Bidder certifies that:

- A. This Bid is genuine and not made in the interest of or on behalf of any undisclosed individual or entity and is not submitted in conformity with any collusive agreement or rules of any group, association, organization, or corporation;
- B. Bidder has not directly or indirectly induced or solicited any other Bidder to submit a false or sham Bid;
- C. Bidder has not solicited or induced any individual or entity to refrain from bidding; and
- D. Bidder has not engaged in corrupt, fraudulent, collusive, or coercive practices in competing for the Contract. For the purposes of this Paragraph 4.01.D:
 - 1. “corrupt practice” means the offering, giving, receiving, or soliciting of any thing of value likely to influence the action of a public official in the bidding process;
 - 2. “fraudulent practice” means an intentional misrepresentation of facts made (a) to influence the bidding process to the detriment of Owner, (b) to establish bid prices at artificial non-competitive levels, or (c) to deprive Owner of the benefits of free and open competition;
 - 3. “collusive practice” means a scheme or arrangement between two or more Bidders, with or without the knowledge of Owner, a purpose of which is to establish bid prices at artificial, non-competitive levels; and
 - 4. “coercive practice” means harming or threatening to harm, directly or indirectly, persons or their property to influence their participation in the bidding process or affect the execution of the Contract.

ARTICLE 5 – BASIS OF BID

5.01 Bidder will complete the Work in accordance with the Contract Documents for the following price(s):

Bidder acknowledges that (1) each Bid Unit Price includes an amount considered by Bidder to be adequate to cover Contractor's overhead and profit for each separately identified item, and (2) estimated quantities are not guaranteed, and are solely for the purpose of comparison of Bids, and final payment for all unit price Bid items will be based on actual quantities, determined as provided in the Contract Documents.

ARTICLE 6 - TIME OF COMPLETION

6.01 Bidder agrees that the Work will be substantially complete and will be completed and ready for final payment in accordance with Paragraph 15.06 of the General Conditions on or before the dates or within the number of calendar days indicated in the Agreement.

~~{or}~~

~~6.01 Bidder agrees that the Work will be substantially complete on or before _____, and will be completed and ready for final payment in accordance with Paragraph 15.06 of the General Conditions on or before _____.~~

~~{or}~~

~~6.01 Bidder agrees that the Work will be substantially complete within _____ calendar days after the date when the Contract Times commence to run as provided in Paragraph 4.01 of the General Conditions, and will be completed and ready for final payment in accordance with Paragraph 15.06 of the General Conditions within _____ calendar days after the date when the Contract Times commence to run.~~

6.02 Bidder accepts the provisions of the Agreement as to liquidated damages.

ARTICLE 7 – ATTACHMENTS TO THIS BID

7.01 The following documents are submitted with and made a condition of this Bid:

- A. Required Bid security;
- B. **If Bid amount exceeds \$10,000, signed Compliance Statement (RD 400-6). Refer to specific equal opportunity requirements set forth in the Supplemental General Conditions;**
- C. **If Bid amount exceeds \$25,000, signed Certification Regarding Debarment, Suspension, Ineligibility and Voluntary Exclusion – Lower Tier Covered Transactions (AD-1048);**
- D. **If Bid amount exceeds \$100,000, signed RD Instruction 1940-Q, Exhibit A-1, Certification for Contracts, Grants, and Loans.**
- E. **Manufacture's Certification Letter (Exhibit D) on any approved "or equal" or substitute request to ensure compliance with AIS requirements and any subsequent statutes mandating domestic preference.**

ARTICLE 8 – DEFINED TERMS

8.01 The terms used in this Bid with initial capital letters have the meanings stated in the Instructions to Bidders, the General Conditions, and the Supplementary Conditions.

The following Base Bid items include a general description of each bid item. For a detailed description of work to be included in each bid item see the Measurement and Payment Section; Section 01150 of the specifications.

**BASE
BID**

<u>Item No.</u>	<u>Item</u>	<u>Quantity</u>	<u>Unit</u>	<u>Unit Price</u>	<u>Total</u>
1	8" PVC, Class 200 Pipe, SDR-21, Furnishing, Trenching, Installing and Backfilling (Unclassified Excavation)	3,500	LF	\$	\$
2	8" DI Water Line, Furnishing, Trenching, Installing and Backfilling (Unclassified Excavation)	500	LF	\$	\$
3	6" PVC, Class 200 Pipe, SDR-21, Furnishing, Trenching, Installing and Backfilling (Unclassified Excavation)	23,000	LF	\$	\$
4	6" DI Water Line, Furnishing, Trenching, Installing and Backfilling (Unclassified Excavation)	450	LF	\$	\$
5	6" HDPE DR11 by Directional Bore, Including anchors, restraints, etc., Complete in Place	500	LF	\$	\$
6	4" PVC, Class 200 Pipe, SDR-21, Furnishing, Trenching, Installing and Backfilling (Unclassified Excavation)	3,300	LF	\$	\$
7	4" PVC, Class 200 Pipe, DR-14, AWWA C-900, Furnishing, Trenching, Installing and Backfilling (Unclassified Excavation)	2,850	LF	\$	\$
8	3" PVC, Class 200 Pipe, SDR-21, Furnishing, Trenching, Installing and Backfilling (Unclassified Excavation)	2,400	LF	\$	\$
9	3" PVC, Class 250 Pipe, SDR-17, Furnishing, Trenching, Installing and Backfilling (Unclassified Excavation)	475	LF	\$	\$
10	3" HDPE DR9 by Directional Bore, Including anchors, restraints, etc., Complete in Place	375	LF	\$	\$
11	2" PVC, Class 250 Pipe, SDR-17, Furnishing, Trenching, Installing and Backfilling (Unclassified Excavation)	600	LF	\$	\$
12	14" Steel Casing by Bore & Jack under State, County and City Roads (Water Line Not Included)	40	LF	\$	\$
13	12" Steel Casing by Bore & Jack under State, County and City Roads (Water Line Not Included)	50	LF	\$	\$
14	10" Steel Casing by Bore & Jack under State, County and City Roads (Water Line Not Included)	680	LF	\$	\$
15	8" Steel Casing by Bore & Jack under State, County and City Roads (Water Line Not Included)	110	LF	\$	\$
16	Unclassified Bore and/or Jack (All Sizes) under improved surfaces, including driveways, no casing required (Water Pipe Not Included)	1,000	LF	\$	\$
17	Gravel Backfill In Rock Excavation, Including gravel, clay check dams as described in the specifications and shown on detail sheet	750	LF	\$	\$

18	Furnish & Install 8" Nitrile Gasket	35	EA	\$	\$
19	Furnish & Install 6" Nitrile Gasket	35	EA	\$	\$
20	8" CI AWWA NRS Gate Valve and Box, Concrete Pad, Complete in Place	3	EA	\$	\$
21	6" CI AWWA NRS Gate Valve and Box, Concrete Pad, Complete in Place	25	EA	\$	\$
22	4" CI AWWA NRS Gate Valve and Box, Concrete Pad, Complete in Place	8	EA	\$	\$
23	3" CI AWWA NRS Gate Valve and Box, Concrete Pad, Complete in Place	7	EA	\$	\$
24	2" CI AWWA NRS Gate Valve and Box, Concrete Pad, Complete in Place	3	EA	\$	\$
25	Furnish and Install 12"x6" Tapping Sleeve and Valve	1	EA	\$	\$
26	Furnish and Install 10"x6" Tapping Sleeve and Valve	1	EA	\$	\$
27	Furnish and Install 6"x6" Tapping Sleeve and Valve	4	EA	\$	\$
28	Furnish and Install 6"x4" Tapping Sleeve and Valve	1	EA	\$	\$
29	Cut & Cap Existing Water Line, All Sizes	14	EA	\$	\$
30	Fire Hydrant Assembly Including Tee, Valve, Valve Box, Anchoring and Fittings. Complete in Place	5	EA	\$	\$
31	Single Nozzle Blowoff Hydrant Assembly Including Tee, Valve, Valve Box, Anchoring and Fittings. Complete in Place	4	EA	\$	\$
32	Existing Fire Hydrant Removal, Including Isolation Valve	6	EA	\$	\$
33	Removal of Existing Gate Valve Box	20	EA	\$	\$
34	Existing Service Connection to Proposed Water Line, Same Side of Road as Main, 10' of Service Tubing (Max.)	40	EA	\$	\$
35	Existing Service Connection to Proposed Water Line, Opposite Side of Road as Main, 70' of Service Tubing (Max.), Including HDPE Sleeve Under Road	18	EA	\$	\$
36	New Customer Service, Including Pressure Regulator, Tandem Copper Setter, Meter Box, Lid, Same Side of Road, 10 feet of Service Tubing (Maximum) (Use Existing Water Meter)	40	EA	\$	\$
37	New Customer Service, Including Pressure Regulator, Tandem Copper Setter, Meter Box, Lid, Opposite Side of Road, 70 feet of Service Tubing (Max.), Including HDPE Sleeve Under Road. (Use Existing Water Meter)	18	EA	\$	\$
38	Additional 3/4" Service Line Tubing, Furnishing, Laying, Trenching and Backfilling where required in addition to maximum lengths (Including Tracer Wire)	2,000	LF	\$	\$

39	3/4" Service Line Tubing By Directional Bore (Including Tracer Wire)	300	LF	\$	\$
40	2" Service Line Tubing By Directional Bore (Including Tracer Wire)	175	LF	\$	\$
41	Test Meter, Including Copper Setter, Meter, Meter Box, Lid, Service Tubing	1	EA	\$	\$
42	Automatic Air Release Valve Assembly and Box, Complete in Place	3	EA	\$	\$
43	2" PRV Pit, Including PRV, Meter Box and Lid	2	EA	\$	\$
44	PRV Station #1, Including PRV, Vault w/Hatch, Piping, Fittings, Drain Line, etc. (Complete in Place)	1	LS	\$	\$
45	PRV Station #2, Including PRV, Vault w/Hatch, Piping, Fittings, Drain Line, etc. (Complete in Place)	1	LS	\$	\$
46	#57 Crushed Stone on Trench Surface at Driveways, Roadway Crossings and Streets (Min. 6" Thick)	2,000	LF	\$	\$
47	Bituminous Paving Replacement on Non-State Maintained Roads, County Roads and Driveways	350	LF	\$	\$
48	Concrete Replacement, 6" Thick, Including Gravel	150	LF		\$
49	Cleanup and Restoration	37,950	LF	\$2.00	\$75,900.00
50	Fiberglass Water Line Marker	100	EA	\$	\$
51	Videotape Entire Work Area Prior to Start of Construction	1	LS	\$	\$
TOTAL BASE BID PRICE (Items 1 through 51)					\$

(figures)

Dollars &

Cents

(WORDS)

ARTICLE 9 – BID SUBMITTAL

BIDDER: *[Indicate correct name of bidding entity]*

By: _____
[Signature]

[Printed name]

Attest: _____
[Signature]

[Printed name]

Title: _____

Submittal Date: _____

Address for giving notices:

Telephone Number: _____

Fax Number: _____

Contact Name and e-mail address: _____

BID BOND

Any singular reference to Bidder, Surety, Owner or other party shall be considered plural where applicable.

BIDDER (*Name and Address*):

SURETY (*Name, and Address of Principal Place of Business*):

OWNER (*Name and Address*): Farmdale Water District
100 Highwood Drive
Frankfort, KY 40601

BID

Bid Due Date:

Description: AC Water Line Replacement Project – Farmdale Water District

BOND

Bond Number:

Date:

Penal sum

\$

(Words)

(Figures)

Surety and Bidder, intending to be legally bound hereby, subject to the terms set forth below, do each cause this Bid Bond to be duly executed by an authorized officer, agent, or representative.

BIDDER

SURETY

(Seal)

(Seal)

Bidder's Name and Corporate Seal

Surety's Name and Corporate Seal

By:

Signature

By:

Signature (Attach Power of Attorney)

Print Name

Print Name

Title

Title

Attest:

Signature

Attest:

Signature

Title

Title

Note: Addresses are to be used for giving any required notice.

Provide execution by any additional parties, such as joint venturers, if necessary.

1. Bidder and Surety, jointly and severally, bind themselves, their heirs, executors, administrators, successors, and assigns to pay to Owner upon default of Bidder the penal sum set forth on the face of this Bond. Payment of the penal sum is the extent of Bidder's and Surety's liability. Recovery of such penal sum under the terms of this Bond shall be Owner's sole and exclusive remedy upon default of Bidder.
2. Default of Bidder shall occur upon the failure of Bidder to deliver within the time required by the Bidding Documents (or any extension thereof agreed to in writing by Owner) the executed Agreement required by the Bidding Documents and any performance and payment bonds required by the Bidding Documents.
3. This obligation shall be null and void if:
 - 3.1 Owner accepts Bidder's Bid and Bidder delivers within the time required by the Bidding Documents (or any extension thereof agreed to in writing by Owner) the executed Agreement required by the Bidding Documents and any performance and payment bonds required by the Bidding Documents, or
 - 3.2 All Bids are rejected by Owner, or
 - 3.3 Owner fails to issue a Notice of Award to Bidder within the time specified in the Bidding Documents (or any extension thereof agreed to in writing by Bidder and, if applicable, consented to by Surety when required by Paragraph 5 hereof).
4. Payment under this Bond will be due and payable upon default of Bidder and within 30 calendar days after receipt by Bidder and Surety of written notice of default from Owner, which notice will be given with reasonable promptness, identifying this Bond and the Project and including a statement of the amount due.
5. Surety waives notice of any and all defenses based on or arising out of any time extension to issue Notice of Award agreed to in writing by Owner and Bidder, provided that the total time for issuing Notice of Award including extensions shall not in the aggregate exceed 120 days from the Bid due date without Surety's written consent.
6. No suit or action shall be commenced under this Bond prior to 30 calendar days after the notice of default required in Paragraph 4 above is received by Bidder and Surety and in no case later than one year after the Bid due date.
7. Any suit or action under this Bond shall be commenced only in a court of competent jurisdiction located in the state in which the Project is located.
8. Notices required hereunder shall be in writing and sent to Bidder and Surety at their respective addresses shown on the face of this Bond. Such notices may be sent by personal delivery, commercial courier, or by United States Registered or Certified Mail, return receipt requested, postage pre-paid, and shall be deemed to be effective upon receipt by the party concerned.
9. Surety shall cause to be attached to this Bond a current and effective Power of Attorney evidencing the authority of the officer, agent, or representative who executed this Bond on behalf of Surety to execute, seal, and deliver such Bond and bind the Surety thereby.
10. This Bond is intended to conform to all applicable statutory requirements. Any applicable requirement of any applicable statute that has been omitted from this Bond shall be deemed to be included herein as if set forth at length. If any provision of this Bond conflicts with any applicable statute, then the provision of said statute shall govern and the remainder of this Bond that is not in conflict therewith shall continue in full force and effect.
11. The term "Bid" as used herein includes a Bid, offer, or proposal as applicable.

NOTICE OF AWARD

Date of Issuance:

Owner: Farmdale Water District

Owner's Contract No.

Engineer: HMB Professional Engineers, Inc.

Engineer's Project No.: 4290.00

Project: AC Water Line Replacement

Contract Name:

Bidder:

Bidder's Address:

TO BIDDER:

You are notified that Owner has accepted your Bid dated _____ for the above Contract, and that you are the Successful Bidder and are awarded a Contract for:

AC Water Line Replacement Project – Farmdale Water District.

[describe Work, alternates, or sections of Work awarded]

The Contract Price of the awarded Contract is: \$ _____ *[note if subject to unit prices, or cost-plus]*

unexecuted counterparts of the Agreement accompany this Notice of Award, and one copy of the Contract Documents accompanies this Notice of Award, or has been transmitted or made available to Bidder electronically. *[revise if multiple copies accompany the Notice of Award]*

a set of the Drawings will be delivered separately from the other Contract Documents.

You must comply with the following conditions precedent within 15 days of the date of receipt of this Notice of Award:

1. Deliver to Owner [5] counterparts of the Agreement, fully executed by Bidder.
2. Deliver with the executed Agreement(s) the Contract security *[e.g., performance and payment bonds]* and insurance documentation as specified in the Instructions to Bidders and General Conditions, Articles 2 and 6.
3. Other conditions precedent (if any):

Failure to comply with these conditions within the time specified will entitle Owner to consider you in default, annul this Notice of Award, and declare your Bid security forfeited.

Within ten days after you comply with the above conditions, Owner will return to you one fully executed counterpart of the Agreement, together with any additional copies of the Contract Documents as indicated in Paragraph 2.02 of the General Conditions.

Owner: Farmdale Water District

Signature:

By: Scottie Wooldridge

Title: Chairman

Copy: Engineer

**AGREEMENT
BETWEEN OWNER AND CONTRACTOR
FOR CONSTRUCTION CONTRACT (STIPULATED PRICE)**

THIS AGREEMENT is by and between Farmdale Water District (“Owner”) and
_____ (“Contractor”).

Owner and Contractor hereby agree as follows:

ARTICLE 1 – WORK

1.01 Contractor shall complete all Work as specified or indicated in the Contract Documents. The Work is generally described as follows: AC Water Line Replacement Project

ARTICLE 2 – THE PROJECT

2.01 The Project, of which the Work under the Contract Documents is a part, is generally described as follows: **AC Water Line Replacement Project – Farmdale Water District**

ARTICLE 3 – ENGINEER

3.01 The Project has been designed by HMB Professional Engineers, Inc.

3.02 The Owner has retained HMB Professional Engineers, Inc. (“Engineer”) to act as Owner’s representative, assume all duties and responsibilities, and have the rights and authority assigned to Engineer in the Contract Documents in connection with the completion of the Work in accordance with the Contract Documents.

ARTICLE 4 – CONTRACT TIMES

4.01 *Time of the Essence*

A. All time limits for Milestones, if any, Substantial Completion, and completion and readiness for final payment as stated in the Contract Documents are of the essence of the Contract.

4.02 *Contract Times: Days*

A. The Work will be substantially completed within 150 days after the date when the Contract Times commence to run as provided in Paragraph 4.01 of the General Conditions, and completed and ready for final payment in accordance with Paragraph 15.06 of the General Conditions within 165 days after the date when the Contract Times commence to run.

4.03 *Liquidated Damages*

A. Contractor and Owner recognize that time is of the essence as stated in Paragraph 4.01 above and that Owner will suffer financial and other losses if the Work is not completed and Milestones not achieved within the times specified in Paragraph 4.02 above, plus any extensions thereof allowed in accordance with the Contract. The parties also recognize the delays, expense, and difficulties involved in proving in a legal or arbitration proceeding the actual loss suffered by Owner if the Work is not completed on time. Accordingly, instead of requiring any such proof, Owner and Contractor agree that as liquidated damages for delay (but not as a penalty):

1. Substantial Completion: Contractor shall pay Owner \$500 for each day that expires after the time (as duly adjusted pursuant to the Contract) specified in Paragraph 4.02.A above for Substantial Completion until the Work is substantially complete.
2. Completion of Remaining Work: After Substantial Completion, if Contractor shall neglect, refuse, or fail to complete the remaining Work within the Contract Time (as duly adjusted pursuant to the Contract) for completion and readiness for final payment, Contractor shall pay Owner \$250 for each day that expires after such time until the Work is completed and ready for final payment.
3. Liquidated damages for failing to timely attain Substantial Completion and final completion are not additive and will not be imposed concurrently.

4.04 *Special Damages*

Deleted

ARTICLE 5 – CONTRACT PRICE

- 5.01 Owner shall pay Contractor for completion of the Work in accordance with the Contract Documents the amounts that follow, subject to adjustment under the Contract:
- A. For all Work, at the prices stated in Contractor's Bid, attached hereto as an exhibit.

ARTICLE 6 – PAYMENT PROCEDURES

6.01 *Submittal and Processing of Payments*

- A. Contractor shall submit Applications for Payment in accordance with Article 15 of the General Conditions. Applications for Payment will be processed by Engineer as provided in the General Conditions.

6.02 *Progress Payments; Retainage*

- A. Owner shall make progress payments on account of the Contract Price on the basis of Contractor's Applications for Payment on or about the 20th day of each month during performance of the Work as provided in Paragraph 6.02.A.1 below, provided that such Applications for Payment have been submitted in a timely manner and otherwise meet the requirements of the Contract. All such payments will be measured by the Schedule of Values established as provided in the General Conditions (and in the case of Unit Price Work based on the number of units completed) or, in the event there is no Schedule of Values, as provided elsewhere in the Contract.
 1. Prior to Substantial Completion, progress payments will be made in an amount equal to the percentage indicated below but, in each case, less the aggregate of payments previously made and less such amounts as Owner may withhold, including but not limited to liquidated damages, in accordance with the Contract
 - a. ~~50~~ **95** percent of Work completed (with the balance being retainage); ~~If the Work has been 50 percent completed as determined by the Engineer, and if the character and progress of the Work have been satisfactory to Owner and Engineer, then as long as the character and progress of the Work remain satisfactory to Owner and Engineer, there will be no additional retainage; and~~
 - b. **95** percent of cost of materials and equipment not incorporated in the Work (with the balance being retainage).

- B. Upon Substantial Completion **of the entire construction to be provided under the Contract Documents**, Owner shall pay an amount sufficient to increase total payments to Contractor to 100 percent of the Work completed, less such amounts set off by Owner pursuant to Paragraph 15.01.E of the General Conditions, and less 200 percent of Engineer's estimate of the value of Work to be completed or corrected as shown on the punch list of items to be completed or corrected prior to final payment.

6.03 *Final Payment*

- A. Upon final completion and acceptance of the Work in accordance with Paragraph 15.06 of the General Conditions, Owner shall pay the remainder of the Contract Price as recommended by Engineer as provided in said Paragraph 15.06.

ARTICLE 7 – INTEREST

- 7.01 All amounts not paid when due shall bear interest at the rate of twelve percent per annum.

ARTICLE 8 – CONTRACTOR'S REPRESENTATIONS

- 8.01 In order to induce Owner to enter into this Contract, Contractor makes the following representations:
- A. Contractor has examined and carefully studied the Contract Documents, and any data and reference items identified in the Contract Documents.
 - B. Contractor has visited the Site, conducted a thorough, alert visual examination of the Site and adjacent areas, and become familiar with and is satisfied as to the general, local, and Site conditions that may affect cost, progress, and performance of the Work.
 - C. Contractor is familiar with and is satisfied as to all Laws and Regulations that may affect cost, progress, and performance of the Work.
 - D. If applicable, Contractor has carefully studied all reports of explorations and tests of subsurface conditions at or adjacent to the Site and all drawings of physical conditions relating to existing surface or subsurface structures at the Site that have been identified in the Supplementary Conditions.
 - E. Contractor has considered the information known to Contractor itself; (1) information commonly known to contractors doing business in the locality of the Site; information and observations obtained from visits to the Site; the Contract Documents; and the Site-related reports and drawings identified in the Contract Documents (if applicable), with respect to the effect of such information, observations, and documents on (1) the cost, progress, and performance of the Work; (2) the means, methods, techniques, sequences, and procedures of construction to be employed by Contractor; and (3) Contractor's safety precautions and programs.
 - F. Based on the information and observations referred to in the preceding paragraph, Contractor agrees that no further examinations, investigations, explorations, tests, studies, or data are necessary for the performance of the Work at the Contract Price, within the Contract Times, and in accordance with the other terms and conditions of the Contract.
 - G. Contractor is aware of the general nature of work to be performed by Owner and others at the Site that relates to the Work as indicated in the Contract Documents.

- H. Contractor has given Engineer written notice of all conflicts, errors, ambiguities, or discrepancies that Contractor has discovered in the Contract Documents, and the written resolution thereof by Engineer is acceptable to Contractor.
- I. The Contract Documents are generally sufficient to indicate and convey understanding of all terms and conditions for performance and furnishing of the Work.
- J. Contractor's entry into this Contract constitutes an incontrovertible representation by Contractor that without exception all prices in the Agreement are premised upon performing and furnishing the Work required by the Contract Documents.

ARTICLE 9 – CONTRACT DOCUMENTS

9.01 Contents

- A. The Contract Documents consist of the following:
 - 1. This Agreement (Section C-520, pages 1 to 6, inclusive).
 - 2. Performance bond (Section C-610, pages 1 to 3, inclusive).
 - 3. Payment bond (Section C-615, pages 1 to 3, inclusive).
 - 4. Other bonds.
 - a. (pages to , inclusive).
 - 5. General Conditions (Section C-700, pages 1 to 65, inclusive).
 - 6. Supplementary Conditions (Section C-800, pages 1 to 14, inclusive).
 - 7. Specifications as listed in the table of contents of the Project Manual.
 - 8. Drawings (not attached but incorporated by reference) consisting of sheets with each sheet bearing the following general title: AC Water Line Replacement Project – Farmdale Water District.
 - 9. Addenda (numbers to , inclusive).
 - 10. Exhibits to this Agreement (enumerated as follows):
 - a. Contractor's Bid (Section C-410, pages 1 to 7, inclusive).
 - 11. The following which may be delivered or issued on or after the Effective Date of the Contract and are not attached hereto:
 - a. Notice to Proceed.
 - b. Work Change Directives.
 - c. Change Orders.
 - d. Field Orders.
- B. The documents listed in Paragraph 9.01.A are attached to this Agreement (except as expressly noted otherwise above).
- C. There are no Contract Documents other than those listed above in this Article 9.
- D. The Contract Documents may only be amended, modified, or supplemented as provided in the General Conditions.

ARTICLE 10 – MISCELLANEOUS

10.01 *Terms*

- A. Terms used in this Agreement will have the meanings stated in the General Conditions and the Supplementary Conditions.

10.02 *Assignment of Contract*

- A. Unless expressly agreed to elsewhere in the Contract, no assignment by a party hereto of any rights under or interests in the Contract will be binding on another party hereto without the written consent of the party sought to be bound; and, specifically but without limitation, money that may become due and money that is due may not be assigned without such consent (except to the extent that the effect of this restriction may be limited by law), and unless specifically stated to the contrary in any written consent to an assignment, no assignment will release or discharge the assignor from any duty or responsibility under the Contract Documents.

10.03 *Successors and Assigns*

- A. Owner and Contractor each binds itself, its successors, assigns, and legal representatives to the other party hereto, its successors, assigns, and legal representatives in respect to all covenants, agreements, and obligations contained in the Contract Documents.

10.04 *Severability*

- A. Any provision or part of the Contract Documents held to be void or unenforceable under any Law or Regulation shall be deemed stricken, and all remaining provisions shall continue to be valid and binding upon Owner and Contractor, who agree that the Contract Documents shall be reformed to replace such stricken provision or part thereof with a valid and enforceable provision that comes as close as possible to expressing the intention of the stricken provision.

10.05 *Contractor's Certifications*

- A. Contractor certifies that it has not engaged in corrupt, fraudulent, collusive, or coercive practices in competing for or in executing the Contract. For the purposes of this Paragraph 10.05:
 1. "corrupt practice" means the offering, giving, receiving, or soliciting of any thing of value likely to influence the action of a public official in the bidding process or in the Contract execution;
 2. "fraudulent practice" means an intentional misrepresentation of facts made (a) to influence the bidding process or the execution of the Contract to the detriment of Owner, (b) to establish Bid or Contract prices at artificial non-competitive levels, or (c) to deprive Owner of the benefits of free and open competition;
 3. "collusive practice" means a scheme or arrangement between two or more Bidders, with or without the knowledge of Owner, a purpose of which is to establish Bid prices at artificial, non-competitive levels; and
 4. "coercive practice" means harming or threatening to harm, directly or indirectly, persons or their property to influence their participation in the bidding process or affect the execution of the Contract.

IN WITNESS WHEREOF, Owner and Contractor have signed this Agreement.

This Agreement will be effective on _____, 2024 (which is the Effective Date of the Contract).

OWNER:

CONTRACTOR:

Farmdale Water District

By:

By:

Title: Chairman

Title:

(If Contractor is a corporation, a partnership, or a joint venture, attach evidence of authority to sign.)

Attest:

Attest:

Title:

Title:

Address for giving notices:

Address for giving notices:

Farmdale Water District

100 Highwood Drive

Frankfort, KY 40601

License No.:

(where applicable)

(If Owner is a corporation, attach evidence of authority to sign. If Owner is a public body, attach evidence of authority to sign and resolution or other documents authorizing execution of this Agreement.)

NOTE TO USER: Use in those states or other jurisdictions where applicable or required.

NOTICE TO PROCEED

Owner: Farmdale Water District	Owner's Contract No.:
Contractor:	Contractor's Project No.:
Engineer: HMB Professional Engineers, Inc.	Engineer's Project No.: 4290.00
Project: AC Water Line Replacement	Contract Name:
	Effective Date of Contract:

TO CONTRACTOR:

Owner hereby notifies Contractor that the Contract Times under the above Contract will commence to run on _____, 20 24 . [see Paragraph 4.01 of the General Conditions]

On that date, Contractor shall start performing its obligations under the Contract Documents. No Work shall be done at the Site prior to such date. In accordance with the Agreement, [the date of Substantial Completion is _____, and the date of readiness for final payment is _____] **or** [the number of days to achieve Substantial Completion is _____, and the number of days to achieve readiness for final payment is _____].

Before starting any Work at the Site, Contractor must comply with the following:
[Note any access limitations, security procedures, or other restrictions]

Owner: Farmdale Water District

Signature:

By: Scottie Wooldridge

Title: Chairman

Date Issued:

Copy: Engineer

PERFORMANCE BOND

CONTRACTOR *(name and address)*:

SURETY *(name and address of principal place of business)*:

OWNER *(name and address)*: Farmdale Water District
100 Highwood Drive
Frankfort, KY 40601

CONSTRUCTION CONTRACT

Effective Date of the Agreement:

Amount: \$

Description *(name and location)*: AC Water Line Replacement Project
Farmdale Water District

BOND

Bond Number:

Date *(not earlier than the Effective Date of the Agreement of the Construction Contract)*:

Amount: \$

Modifications to this Bond Form: None See Paragraph 16

Surety and Contractor, intending to be legally bound hereby, subject to the terms set forth below, do each cause this Performance Bond to be duly executed by an authorized officer, agent, or representative.

CONTRACTOR AS PRINCIPAL

SURETY

Contractor's Name and Corporate Seal *(seal)*

Surety's Name and Corporate Seal *(seal)*

By: _____
Signature

By: _____
Signature *(attach power of attorney)*

Print Name

Print Name

Title

Title

Attest: _____
Signature

Attest: _____
Signature

Title

Title

Notes: (1) Provide supplemental execution by any additional parties, such as joint venturers. (2) Any singular reference to Contractor, Surety, Owner, or other party shall be considered plural where applicable.

1. The Contractor and Surety, jointly and severally, bind themselves, their heirs, executors, administrators, successors, and assigns to the Owner for the performance of the Construction Contract, which is incorporated herein by reference.

2. If the Contractor performs the Construction Contract, the Surety and the Contractor shall have no obligation under this Bond, except when applicable to participate in a conference as provided in Paragraph 3.

3. If there is no Owner Default under the Construction Contract, the Surety's obligation under this Bond shall arise after:

3.1 The Owner first provides notice to the Contractor and the Surety that the Owner is considering declaring a Contractor Default. Such notice shall indicate whether the Owner is requesting a conference among the Owner, Contractor, and Surety to discuss the Contractor's performance. If the Owner does not request a conference, the Surety may, within five (5) business days after receipt of the Owner's notice, request such a conference. If the Surety timely requests a conference, the Owner shall attend. Unless the Owner agrees otherwise, any conference requested under this Paragraph 3.1 shall be held within ten (10) business days of the Surety's receipt of the Owner's notice. If the Owner, the Contractor, and the Surety agree, the Contractor shall be allowed a reasonable time to perform the Construction Contract, but such an agreement shall not waive the Owner's right, if any, subsequently to declare a Contractor Default;

3.2 The Owner declares a Contractor Default, terminates the Construction Contract and notifies the Surety; and

3.3 The Owner has agreed to pay the Balance of the Contract Price in accordance with the terms of the Construction Contract to the Surety or to a contractor selected to perform the Construction Contract.

4. Failure on the part of the Owner to comply with the notice requirement in Paragraph 3.1 shall not constitute a failure to comply with a condition precedent to the Surety's obligations, or release the Surety from its obligations, except to the extent the Surety demonstrates actual prejudice.

5. When the Owner has satisfied the conditions of Paragraph 3, the Surety shall promptly and at the Surety's expense take one of the following actions:

5.1 Arrange for the Contractor, with the consent of the Owner, to perform and complete the Construction Contract;

5.2 Undertake to perform and complete the Construction Contract itself, through its agents or independent contractors;

5.3 Obtain bids or negotiated proposals from qualified contractors acceptable to the Owner for a contract for performance and completion of the Construction Contract, arrange for a contract to be prepared for execution by the Owner and a contractor selected with the Owners concurrence,

to be secured with performance and payment bonds executed by a qualified surety equivalent to the bonds issued on the Construction Contract, and pay to the Owner the amount of damages as described in Paragraph 7 in excess of the Balance of the Contract Price incurred by the Owner as a result of the Contractor Default; or

5.4 Waive its right to perform and complete, arrange for completion, or obtain a new contractor, and with reasonable promptness under the circumstances:

5.4.1 After investigation, determine the amount for which it may be liable to the Owner and, as soon as practicable after the amount is determined, make payment to the Owner; or

5.4.2 Deny liability in whole or in part and notify the Owner, citing the reasons for denial.

6. If the Surety does not proceed as provided in Paragraph 5 with reasonable promptness, the Surety shall be deemed to be in default on this Bond seven days after receipt of an additional written notice from the Owner to the Surety demanding that the Surety perform its obligations under this Bond, and the Owner shall be entitled to enforce any remedy available to the Owner. If the Surety proceeds as provided in Paragraph 5.4, and the Owner refuses the payment or the Surety has denied liability, in whole or in part, without further notice the Owner shall be entitled to enforce any remedy available to the Owner.

7. If the Surety elects to act under Paragraph 5.1, 5.2, or 5.3, then the responsibilities of the Surety to the Owner shall not be greater than those of the Contractor under the Construction Contract, and the responsibilities of the Owner to the Surety shall not be greater than those of the Owner under the Construction Contract. Subject to the commitment by the Owner to pay the Balance of the Contract Price, the Surety is obligated, without duplication for:

7.1 the responsibilities of the Contractor for correction of defective work and completion of the Construction Contract;

7.2 additional legal, design professional, and delay costs resulting from the Contractor's Default, and resulting from the actions or failure to act of the Surety under Paragraph 5; and

7.3 liquidated damages, or if no liquidated damages are specified in the Construction Contract, actual damages caused by delayed performance or non-performance of the Contractor.

8. If the Surety elects to act under Paragraph 5.1, 5.3, or 5.4, the Surety's liability is limited to the amount of this Bond.

9. The Surety shall not be liable to the Owner or others for obligations of the Contractor that are unrelated to the Construction Contract, and the Balance of the Contract Price shall not be reduced or set off on account of any such unrelated obligations. No right of action shall accrue on this Bond to any person or entity other than the Owner or its heirs, executors, administrators, successors, and assigns.

10. The Surety hereby waives notice of any change, including changes of time, to the Construction Contract or to related subcontracts, purchase orders, and other obligations.

11. Any proceeding, legal or equitable, under this Bond may be instituted in any court of competent jurisdiction in the location in which the work or part of the work is located and shall be instituted within two years after a declaration of Contractor Default or within two years after the Contractor ceased working or within two years after the Surety refuses or fails to perform its obligations under this Bond, whichever occurs first. If the provisions of this paragraph are void or prohibited by law, the minimum periods of limitations available to sureties as a defense in the jurisdiction of the suit shall be applicable.

12. Notice to the Surety, the Owner, or the Contractor shall be mailed or delivered to the address shown on the page on which their signature appears.

13. When this Bond has been furnished to comply with a statutory or other legal requirement in the location where the construction was to be performed, any provision in this Bond conflicting with said statutory or legal requirement shall be deemed deleted herefrom and provisions conforming to such statutory or other legal requirement shall be deemed incorporated herein. When so furnished, the intent is that this Bond shall be construed as a statutory bond and not as a common law bond.

14. Definitions

14.1 Balance of the Contract Price: The total amount payable by the Owner to the Contractor under the Construction Contract after all proper adjustments have been made including allowance for the Contractor for any amounts received or to be received by the Owner in settlement of insurance or other claims

for damages to which the Contractor is entitled, reduced by all valid and proper payments made to or on behalf of the Contractor under the Construction Contract.

14.2 Construction Contract: The agreement between the Owner and Contractor identified on the cover page, including all Contract Documents and changes made to the agreement and the Contract Documents.

14.3 Contractor Default: Failure of the Contractor, which has not been remedied or waived, to perform or otherwise to comply with a material term of the Construction Contract.

14.4 Owner Default: Failure of the Owner, which has not been remedied or waived, to pay the Contractor as required under the Construction Contract or to perform and complete or comply with the other material terms of the Construction Contract.

14.5 Contract Documents: All the documents that comprise the agreement between the Owner and Contractor.

15. If this Bond is issued for an agreement between a contractor and subcontractor, the term Contractor in this Bond shall be deemed to be Subcontractor and the term Owner shall be deemed to be Contractor.

16. Modifications to this Bond are as follows:

PAYMENT BOND

CONTRACTOR *(name and address)*:

SURETY *(name and address of principal place of business)*:

OWNER *(name and address)*: Farmdale Water District
 100 Highwood Drive
 Frankfort, KY 40601

CONSTRUCTION CONTRACT

Effective Date of the Agreement:

Amount: \$

Description *(name and location)*: AC Water Line Replacement Project
 Farmdale Water District

BOND

Bond Number:

Date *(not earlier than the Effective Date of the Agreement of the Construction Contract)*:

Amount: \$

Modifications to this Bond Form: None See Paragraph 18

Surety and Contractor, intending to be legally bound hereby, subject to the terms set forth below, do each cause this Payment Bond to be duly executed by an authorized officer, agent, or representative.

CONTRACTOR AS PRINCIPAL

SURETY

(seal)
 Contractor's Name and Corporate Seal

(seal)
 Surety's Name and Corporate Seal

By: _____
 Signature

By: _____
 Signature *(attach power of attorney)*

 Print Name

 Print Name

President

 Title

 Title

Attest: _____
 Signature

Attest: _____
 Signature

 Title

 Title

Notes: (1) Provide supplemental execution by any additional parties, such as joint venturers. (2) Any singular reference to Contractor, Surety, Owner, or other party shall be considered plural where applicable.

1. The Contractor and Surety, jointly and severally, bind themselves, their heirs, executors, administrators, successors, and assigns to the Owner to pay for labor, materials, and equipment furnished for use in the performance of the Construction Contract, which is incorporated herein by reference, subject to the following terms.
2. If the Contractor promptly makes payment of all sums due to Claimants, and defends, indemnifies, and holds harmless the Owner from claims, demands, liens, or suits by any person or entity seeking payment for labor, materials, or equipment furnished for use in the performance of the Construction Contract, then the Surety and the Contractor shall have no obligation under this Bond.
3. If there is no Owner Default under the Construction Contract, the Surety's obligation to the Owner under this Bond shall arise after the Owner has promptly notified the Contractor and the Surety (at the address described in Paragraph 13) of claims, demands, liens, or suits against the Owner or the Owner's property by any person or entity seeking payment for labor, materials, or equipment furnished for use in the performance of the Construction Contract, and tendered defense of such claims, demands, liens, or suits to the Contractor and the Surety.
4. When the Owner has satisfied the conditions in Paragraph 3, the Surety shall promptly and at the Surety's expense defend, indemnify, and hold harmless the Owner against a duly tendered claim, demand, lien, or suit.
5. The Surety's obligations to a Claimant under this Bond shall arise after the following:
 - 5.1 Claimants who do not have a direct contract with the Contractor,
 - 5.1.1 have furnished a written notice of non-payment to the Contractor, stating with substantial accuracy the amount claimed and the name of the party to whom the materials were, or equipment was, furnished or supplied or for whom the labor was done or performed, within ninety (90) days after having last performed labor or last furnished materials or equipment included in the Claim; and
 - 5.1.2 have sent a Claim to the Surety (at the address described in Paragraph 13).
 - 5.2 Claimants who are employed by or have a direct contract with the Contractor have sent a Claim to the Surety (at the address described in Paragraph 13).
6. If a notice of non-payment required by Paragraph 5.1.1 is given by the Owner to the Contractor, that is sufficient to satisfy a Claimant's obligation to furnish a written notice of non-payment under Paragraph 5.1.1.
7. When a Claimant has satisfied the conditions of Paragraph 5.1 or 5.2, whichever is applicable, the Surety shall promptly and at the Surety's expense take the following actions:
 - 7.1 Send an answer to the Claimant, with a copy to the Owner, within sixty (60) days after receipt of the Claim, stating the amounts that are undisputed and the basis for challenging any amounts that are disputed; and
 - 7.2 Pay or arrange for payment of any undisputed amounts.
 - 7.3 The Surety's failure to discharge its obligations under Paragraph 7.1 or 7.2 shall not be deemed to constitute a waiver of defenses the Surety or Contractor may have or acquire as to a Claim, except as to undisputed amounts for which the Surety and Claimant have reached agreement. If, however, the Surety fails to discharge its obligations under Paragraph 7.1 or 7.2, the Surety shall indemnify the Claimant for the reasonable attorney's fees the Claimant incurs thereafter to recover any sums found to be due and owing to the Claimant.
8. The Surety's total obligation shall not exceed the amount of this Bond, plus the amount of reasonable attorney's fees provided under Paragraph 7.3, and the amount of this Bond shall be credited for any payments made in good faith by the Surety.
9. Amounts owed by the Owner to the Contractor under the Construction Contract shall be used for the performance of the Construction Contract and to satisfy claims, if any, under any construction performance bond. By the Contractor furnishing and the Owner accepting this Bond, they agree that all funds earned by the Contractor in the performance of the Construction Contract are dedicated to satisfy obligations of the Contractor and Surety under this Bond, subject to the Owner's priority to use the funds for the completion of the work.
10. The Surety shall not be liable to the Owner, Claimants, or others for obligations of the Contractor that are unrelated to the Construction Contract. The Owner shall not be liable for the payment of any costs or expenses of any Claimant under this Bond, and shall have under this Bond no obligation to make payments to or give notice on behalf of Claimants, or otherwise have any obligations to Claimants under this Bond.
11. The Surety hereby waives notice of any change, including changes of time, to the Construction Contract or to related subcontracts, purchase orders, and other obligations.

12. No suit or action shall be commenced by a Claimant under this Bond other than in a court of competent jurisdiction in the state in which the project that is the subject of the Construction Contract is located or after the expiration of one year from the date (1) on which the Claimant sent a Claim to the Surety pursuant to Paragraph 5.1.2 or 5.2, or (2) on which the last labor or service was performed by anyone or the last materials or equipment were furnished by anyone under the Construction Contract, whichever of (1) or (2) first occurs. If the provisions of this paragraph are void or prohibited by law, the minimum period of limitation available to sureties as a defense in the jurisdiction of the suit shall be applicable.
13. Notice and Claims to the Surety, the Owner, or the Contractor shall be mailed or delivered to the address shown on the page on which their signature appears. Actual receipt of notice or Claims, however accomplished, shall be sufficient compliance as of the date received.
14. When this Bond has been furnished to comply with a statutory or other legal requirement in the location where the construction was to be performed, any provision in this Bond conflicting with said statutory or legal requirement shall be deemed deleted herefrom and provisions conforming to such statutory or other legal requirement shall be deemed incorporated herein. When so furnished, the intent is that this Bond shall be construed as a statutory bond and not as a common law bond.
15. Upon requests by any person or entity appearing to be a potential beneficiary of this Bond, the Contractor and Owner shall promptly furnish a copy of this Bond or shall permit a copy to be made.
16. **Definitions**
 - 16.1 **Claim:** A written statement by the Claimant including at a minimum:
 1. The name of the Claimant;
 2. The name of the person for whom the labor was done, or materials or equipment furnished;
 3. A copy of the agreement or purchase order pursuant to which labor, materials, or equipment was furnished for use in the performance of the Construction Contract;
 4. A brief description of the labor, materials, or equipment furnished;
 5. The date on which the Claimant last performed labor or last furnished materials or equipment for use in the performance of the Construction Contract;
 6. The total amount earned by the Claimant for labor, materials, or equipment furnished as of the date of the Claim;
 7. The total amount of previous payments received by the Claimant; and
 - 16.2 **Claimant:** An individual or entity having a direct contract with the Contractor or with a subcontractor of the Contractor to furnish labor, materials, or equipment for use in the performance of the Construction Contract. The term Claimant also includes any individual or entity that has rightfully asserted a claim under an applicable mechanic's lien or similar statute against the real property upon which the Project is located. The intent of this Bond shall be to include without limitation in the terms of "labor, materials, or equipment" that part of the water, gas, power, light, heat, oil, gasoline, telephone service, or rental equipment used in the Construction Contract, architectural and engineering services required for performance of the work of the Contractor and the Contractor's subcontractors, and all other items for which a mechanic's lien may be asserted in the jurisdiction where the labor, materials, or equipment were furnished.
 - 16.3 **Construction Contract:** The agreement between the Owner and Contractor identified on the cover page, including all Contract Documents and all changes made to the agreement and the Contract Documents.
 - 16.4 **Owner Default:** Failure of the Owner, which has not been remedied or waived, to pay the Contractor as required under the Construction Contract or to perform and complete or comply with the other material terms of the Construction Contract.
 - 16.5 **Contract Documents:** All the documents that comprise the agreement between the Owner and Contractor.
8. The total amount due and unpaid to the Claimant for labor, materials, or equipment furnished as of the date of the Claim.
17. If this Bond is issued for an agreement between a contractor and subcontractor, the term Contractor in this Bond shall be deemed to be Subcontractor and the term Owner shall be deemed to be Contractor.
18. Modifications to this Bond are as follows:

CERTIFICATE OF SUBSTANTIAL COMPLETION

Owner:	Owner's Contract No.:
Contractor:	Contractor's Project No.:
Engineer:	Engineer's Project No.:
Project:	Contract Name:

This [preliminary] [final] Certificate of Substantial Completion applies to:

All Work The following specified portions of the Work:

Date of Substantial Completion

The Work to which this Certificate applies has been inspected by authorized representatives of Owner, Contractor, and Engineer, and found to be substantially complete. The Date of Substantial Completion of the Work or portion thereof designated above is hereby established, subject to the provisions of the Contract pertaining to Substantial Completion. The date of Substantial Completion in the final Certificate of Substantial Completion marks the commencement of the contractual correction period and applicable warranties required by the Contract.

A punch list of items to be completed or corrected is attached to this Certificate. This list may not be all-inclusive, and the failure to include any items on such list does not alter the responsibility of the Contractor to complete all Work in accordance with the Contract.

The responsibilities between Owner and Contractor for security, operation, safety, maintenance, heat, utilities, insurance, and warranties upon Owner's use or occupancy of the Work shall be as provided in the Contract, except as amended as follows: *[Note: Amendments of contractual responsibilities recorded in this Certificate should be the product of mutual agreement of Owner and Contractor; see Paragraph 15.03.D of the General Conditions.]*

Amendments to Owner's responsibilities: None
 As follows

Amendments to Contractor's responsibilities: None
 As follows:

The following documents are attached to and made a part of this Certificate: *[punch list; others]*

This Certificate does not constitute an acceptance of Work not in accordance with the Contract Documents, nor is it a release of Contractor's obligation to complete the Work in accordance with the Contract.

EXECUTED BY ENGINEER:		RECEIVED:		RECEIVED:	
By: _____	By: _____	By: _____	By: _____	By: _____	By: _____
(Authorized signature)		Owner (Authorized Signature)		Contractor (Authorized Signature)	
Title: _____	Title: _____	Title: _____	Title: _____	Title: _____	Title: _____
Date: _____	Date: _____	Date: _____	Date: _____	Date: _____	Date: _____

STANDARD GENERAL CONDITIONS OF THE CONSTRUCTION CONTRACT

TABLE OF CONTENTS

	Page
Article 1 – Definitions and Terminology	1
1.01 Defined Terms	1
1.02 Terminology	5
Article 2 – Preliminary Matters	6
2.01 Delivery of Bonds and Evidence of Insurance	6
2.02 Copies of Documents	6
2.03 Before Starting Construction	6
2.04 Preconstruction Conference; Designation of Authorized Representatives	7
2.05 Initial Acceptance of Schedules	7
2.06 Electronic Transmittals.....	7
Article 3 – Documents: Intent, Requirements, Reuse	8
3.01 Intent.....	8
3.02 Reference Standards	8
3.03 Reporting and Resolving Discrepancies	8
3.04 Requirements of the Contract Documents	9
3.05 Reuse of Documents	10
Article 4 – Commencement and Progress of the Work	10
4.01 Commencement of Contract Times; Notice to Proceed	10
4.02 Starting the Work.....	10
4.03 Reference Points	10
4.04 Progress Schedule	10
4.05 Delays in Contractor’s Progress	11
Article 5 – Availability of Lands; Subsurface and Physical Conditions; Hazardous Environmental Conditions	12
5.01 Availability of Lands	12
5.02 Use of Site and Other Areas	12
5.03 Subsurface and Physical Conditions.....	13
5.04 Differing Subsurface or Physical Conditions	14
5.05 Underground Facilities	15

5.06	Hazardous Environmental Conditions at Site.....	17
Article 6 – Bonds and Insurance		19
6.01	Performance, Payment, and Other Bonds	19
6.02	Insurance—General Provisions	19
6.03	Contractor’s Insurance	20
6.04	Owner’s Liability Insurance	23
6.05	Property Insurance.....	23
6.06	Waiver of Rights	25
6.07	Receipt and Application of Property Insurance Proceeds	25
Article 7 – Contractor’s Responsibilities.....		26
7.01	Supervision and Superintendence	26
7.02	Labor; Working Hours	26
7.03	Services, Materials, and Equipment.....	26
7.04	“Or Equals”	27
7.05	Substitutes	28
7.06	Concerning Subcontractors, Suppliers, and Others	29
7.07	Patent Fees and Royalties	31
7.08	Permits	31
7.09	Taxes	32
7.10	Laws and Regulations.....	32
7.11	Record Documents	32
7.12	Safety and Protection.....	32
7.13	Safety Representative	33
7.14	Hazard Communication Programs	33
7.15	Emergencies	34
7.16	Shop Drawings, Samples, and Other Submittals.....	34
7.17	Contractor’s General Warranty and Guarantee.....	36
7.18	Indemnification	37
7.19	Delegation of Professional Design Services	37
Article 8 – Other Work at the Site		38
8.01	Other Work	38
8.02	Coordination	39
8.03	Legal Relationships.....	39

Article 9 – Owner’s Responsibilities	40
9.01 Communications to Contractor.....	40
9.02 Replacement of Engineer	40
9.03 Furnish Data	40
9.04 Pay When Due.....	40
9.05 Lands and Easements; Reports, Tests, and Drawings	40
9.06 Insurance	40
9.07 Change Orders.....	40
9.08 Inspections, Tests, and Approvals.....	41
9.09 Limitations on Owner’s Responsibilities	41
9.10 Undisclosed Hazardous Environmental Condition.....	41
9.11 Evidence of Financial Arrangements.....	41
9.12 Safety Programs	41
Article 10 – Engineer’s Status During Construction	41
10.01 Owner’s Representative.....	41
10.02 Visits to Site.....	41
10.03 Project Representative.....	42
10.04 Rejecting Defective Work.....	42
10.05 Shop Drawings, Change Orders and Payments.....	42
10.06 Determinations for Unit Price Work	42
10.07 Decisions on Requirements of Contract Documents and Acceptability of Work	42
10.08 Limitations on Engineer’s Authority and Responsibilities.....	42
10.09 Compliance with Safety Program.....	43
Article 11 – Amending the Contract Documents; Changes in the Work.....	43
11.01 Amending and Supplementing Contract Documents	43
11.02 Owner-Authorized Changes in the Work	44
11.03 Unauthorized Changes in the Work	44
11.04 Change of Contract Price	44
11.05 Change of Contract Times	45
11.06 Change Proposals	45
11.07 Execution of Change Orders.....	46
11.08 Notification to Surety.....	47
Article 12 – Claims.....	47

12.01	Claims	47
Article 13 –	Cost of the Work; Allowances; Unit Price Work	48
13.01	Cost of the Work	48
13.02	Allowances	50
13.03	Unit Price Work	51
Article 14 –	Tests and Inspections; Correction, Removal or Acceptance of Defective Work	52
14.01	Access to Work.....	52
14.02	Tests, Inspections, and Approvals	52
14.03	Defective Work.....	53
14.04	Acceptance of Defective Work.....	53
14.05	Uncovering Work	53
14.06	Owner May Stop the Work	54
14.07	Owner May Correct Defective Work.....	54
Article 15 –	Payments to Contractor; Set-Offs; Completion; Correction Period	55
15.01	Progress Payments	55
15.02	Contractor’s Warranty of Title	58
15.03	Substantial Completion	58
15.04	Partial Use or Occupancy	59
15.05	Final Inspection	59
15.06	Final Payment.....	59
15.07	Waiver of Claims	61
15.08	Correction Period	61
Article 16 –	Suspension of Work and Termination	62
16.01	Owner May Suspend Work	62
16.02	Owner May Terminate for Cause	62
16.03	Owner May Terminate For Convenience	63
16.04	Contractor May Stop Work or Terminate	63
Article 17 –	Final Resolution of Disputes	64
17.01	Methods and Procedures	64
Article 18 –	Miscellaneous	64
18.01	Giving Notice	64
18.02	Computation of Times.....	64
18.03	Cumulative Remedies	64

18.04	Limitation of Damages	65
18.05	No Waiver	65
18.06	Survival of Obligations	65
18.07	Controlling Law	65
18.08	Headings.....	65

ARTICLE 1 – DEFINITIONS AND TERMINOLOGY

1.01 *Defined Terms*

- A. Wherever used in the Bidding Requirements or Contract Documents, a term printed with initial capital letters, including the term's singular and plural forms, will have the meaning indicated in the definitions below. In addition to terms specifically defined, terms with initial capital letters in the Contract Documents include references to identified articles and paragraphs, and the titles of other documents or forms.
1. *Addenda*—Written or graphic instruments issued prior to the opening of Bids which clarify, correct, or change the Bidding Requirements or the proposed Contract Documents.
 2. *Agreement*—The written instrument, executed by Owner and Contractor, that sets forth the Contract Price and Contract Times, identifies the parties and the Engineer, and designates the specific items that are Contract Documents.
 3. *Application for Payment*—The form acceptable to Engineer which is to be used by Contractor during the course of the Work in requesting progress or final payments and which is to be accompanied by such supporting documentation as is required by the Contract Documents.
 4. *Bid*—The offer of a Bidder submitted on the prescribed form setting forth the prices for the Work to be performed.
 5. *Bidder*—An individual or entity that submits a Bid to Owner.
 6. *Bidding Documents*—The Bidding Requirements, the proposed Contract Documents, and all Addenda.
 7. *Bidding Requirements*—The advertisement or invitation to bid, Instructions to Bidders, Bid Bond or other Bid security, if any, the Bid Form, and the Bid with any attachments.
 8. *Change Order*—A document which is signed by Contractor and Owner and authorizes an addition, deletion, or revision in the Work or an adjustment in the Contract Price or the Contract Times, or other revision to the Contract, issued on or after the Effective Date of the Contract.
 9. *Change Proposal*—A written request by Contractor, duly submitted in compliance with the procedural requirements set forth herein, seeking an adjustment in Contract Price or Contract Times, or both; contesting an initial decision by Engineer concerning the requirements of the Contract Documents or the acceptability of Work under the Contract Documents; challenging a set-off against payments due; or seeking other relief with respect to the terms of the Contract.
 10. *Claim*—(a) A demand or assertion by Owner directly to Contractor, duly submitted in compliance with the procedural requirements set forth herein: seeking an adjustment of Contract Price or Contract Times, or both; contesting an initial decision by Engineer concerning the requirements of the Contract Documents or the acceptability of Work under the Contract Documents; contesting Engineer's decision regarding a Change Proposal; seeking resolution of a contractual issue that Engineer has declined to address; or seeking other relief with respect to the terms of the Contract; or (b) a demand or assertion by Contractor directly to Owner, duly submitted in compliance with the procedural requirements set forth herein, contesting Engineer's decision regarding a Change Proposal; or seeking resolution of a contractual issue that Engineer

has declined to address. A demand for money or services by a third party is not a Claim.

11. *Constituent of Concern*—Asbestos, petroleum, radioactive materials, polychlorinated biphenyls (PCBs), hazardous waste, and any substance, product, waste, or other material of any nature whatsoever that is or becomes listed, regulated, or addressed pursuant to (a) the Comprehensive Environmental Response, Compensation and Liability Act, 42 U.S.C. §§9601 et seq. (“CERCLA”); (b) the Hazardous Materials Transportation Act, 49 U.S.C. §§5501 et seq.; (c) the Resource Conservation and Recovery Act, 42 U.S.C. §§6901 et seq. (“RCRA”); (d) the Toxic Substances Control Act, 15 U.S.C. §§2601 et seq.; (e) the Clean Water Act, 33 U.S.C. §§1251 et seq.; (f) the Clean Air Act, 42 U.S.C. §§7401 et seq.; or (g) any other federal, state, or local statute, law, rule, regulation, ordinance, resolution, code, order, or decree regulating, relating to, or imposing liability or standards of conduct concerning, any hazardous, toxic, or dangerous waste, substance, or material.
12. *Contract*—The entire and integrated written contract between the Owner and Contractor concerning the Work.
13. *Contract Documents*—Those items so designated in the Agreement, and which together comprise the Contract.
14. *Contract Price*—The money that Owner has agreed to pay Contractor for completion of the Work in accordance with the Contract Documents. .
15. *Contract Times*—The number of days or the dates by which Contractor shall: (a) achieve Milestones, if any; (b) achieve Substantial Completion; and (c) complete the Work.
16. *Contractor*—The individual or entity with which Owner has contracted for performance of the Work.
17. *Cost of the Work*—See Paragraph 13.01 for definition.
18. *Drawings*—The part of the Contract that graphically shows the scope, extent, and character of the Work to be performed by Contractor.
19. *Effective Date of the Contract*—The date, indicated in the Agreement, on which the Contract becomes effective.
20. *Engineer*—The individual or entity named as such in the Agreement.
21. *Field Order*—A written order issued by Engineer which requires minor changes in the Work but does not change the Contract Price or the Contract Times.
22. *Hazardous Environmental Condition*—The presence at the Site of Constituents of Concern in such quantities or circumstances that may present a danger to persons or property exposed thereto. The presence at the Site of materials that are necessary for the execution of the Work, or that are to be incorporated in the Work, and that are controlled and contained pursuant to industry practices, Laws and Regulations, and the requirements of the Contract, does not establish a Hazardous Environmental Condition.
23. *Laws and Regulations; Laws or Regulations*—Any and all applicable laws, statutes, rules, regulations, ordinances, codes, and orders of any and all governmental bodies, agencies, authorities, and courts having jurisdiction.

24. *Liens*—Charges, security interests, or encumbrances upon Contract-related funds, real property, or personal property.
25. *Milestone*—A principal event in the performance of the Work that the Contract requires Contractor to achieve by an intermediate completion date or by a time prior to Substantial Completion of all the Work.
26. *Notice of Award*—The written notice by Owner to a Bidder of Owner’s acceptance of the Bid.
27. *Notice to Proceed*—A written notice by Owner to Contractor fixing the date on which the Contract Times will commence to run and on which Contractor shall start to perform the Work.
28. *Owner*—The individual or entity with which Contractor has contracted regarding the Work, and which has agreed to pay Contractor for the performance of the Work, pursuant to the terms of the Contract.
29. *Progress Schedule*—A schedule, prepared and maintained by Contractor, describing the sequence and duration of the activities comprising the Contractor’s plan to accomplish the Work within the Contract Times.
30. *Project*—The total undertaking to be accomplished for Owner by engineers, contractors, and others, including planning, study, design, construction, testing, commissioning, and start-up, and of which the Work to be performed under the Contract Documents is a part.
31. *Project Manual*—The written documents prepared for, or made available for, procuring and constructing the Work, including but not limited to the Bidding Documents or other construction procurement documents, geotechnical and existing conditions information, the Agreement, bond forms, General Conditions, Supplementary Conditions, and Specifications. The contents of the Project Manual may be bound in one or more volumes.
32. *Resident Project Representative*—The authorized representative of Engineer assigned to assist Engineer at the Site. As used herein, the term Resident Project Representative or “RPR” includes any assistants or field staff of Resident Project Representative.
33. *Samples*—Physical examples of materials, equipment, or workmanship that are representative of some portion of the Work and that establish the standards by which such portion of the Work will be judged.
34. *Schedule of Submittals*—A schedule, prepared and maintained by Contractor, of required submittals and the time requirements for Engineer’s review of the submittals and the performance of related construction activities.
35. *Schedule of Values*—A schedule, prepared and maintained by Contractor, allocating portions of the Contract Price to various portions of the Work and used as the basis for reviewing Contractor’s Applications for Payment.
36. *Shop Drawings*—All drawings, diagrams, illustrations, schedules, and other data or information that are specifically prepared or assembled by or for Contractor and submitted by Contractor to illustrate some portion of the Work. Shop Drawings, whether approved or not, are not Drawings and are not Contract Documents.

37. *Site*—Lands or areas indicated in the Contract Documents as being furnished by Owner upon which the Work is to be performed, including rights-of-way and easements, and such other lands furnished by Owner which are designated for the use of Contractor.
38. *Specifications*—The part of the Contract that consists of written requirements for materials, equipment, systems, standards, and workmanship as applied to the Work, and certain administrative requirements and procedural matters applicable to the Work.
39. *Subcontractor*—An individual or entity having a direct contract with Contractor or with any other Subcontractor for the performance of a part of the Work.
40. *Substantial Completion*—The time at which the Work (or a specified part thereof) has progressed to the point where, in the opinion of Engineer, the Work (or a specified part thereof) is sufficiently complete, in accordance with the Contract Documents, so that the Work (or a specified part thereof) can be utilized for the purposes for which it is intended. The terms “substantially complete” and “substantially completed” as applied to all or part of the Work refer to Substantial Completion thereof.
41. *Successful Bidder*—The Bidder whose Bid the Owner accepts, and to which the Owner makes an award of contract, subject to stated conditions.
42. *Supplementary Conditions*—The part of the Contract that amends or supplements these General Conditions.
43. *Supplier*—A manufacturer, fabricator, supplier, distributor, materialman, or vendor having a direct contract with Contractor or with any Subcontractor to furnish materials or equipment to be incorporated in the Work by Contractor or a Subcontractor.
44. *Technical Data*—Those items expressly identified as Technical Data in the Supplementary Conditions, with respect to either (a) subsurface conditions at the Site, or physical conditions relating to existing surface or subsurface structures at the Site (except Underground Facilities) or (b) Hazardous Environmental Conditions at the Site. If no such express identifications of Technical Data have been made with respect to conditions at the Site, then the data contained in boring logs, recorded measurements of subsurface water levels, laboratory test results, and other factual, objective information regarding conditions at the Site that are set forth in any geotechnical or environmental report prepared for the Project and made available to Contractor are hereby defined as Technical Data with respect to conditions at the Site under Paragraphs 5.03, 5.04, and 5.06.
45. *Underground Facilities*—All underground pipelines, conduits, ducts, cables, wires, manholes, vaults, tanks, tunnels, or other such facilities or attachments, and any encasements containing such facilities, including but not limited to those that convey electricity, gases, steam, liquid petroleum products, telephone or other communications, fiber optic transmissions, cable television, water, wastewater, storm water, other liquids or chemicals, or traffic or other control systems.
46. *Unit Price Work*—Work to be paid for on the basis of unit prices.
47. *Work*—The entire construction or the various separately identifiable parts thereof required to be provided under the Contract Documents. Work includes and is the result of performing or providing all labor, services, and documentation necessary to produce such construction; furnishing, installing, and incorporating all materials and equipment into such construction; and may include related services such as testing, start-up, and commissioning, all as required by the Contract Documents.

48. *Work Change Directive*—A written directive to Contractor issued on or after the Effective Date of the Contract, signed by Owner and recommended by Engineer, ordering an addition, deletion, or revision in the Work.

1.02 Terminology

- A. The words and terms discussed in the following paragraphs are not defined but, when used in the Bidding Requirements or Contract Documents, have the indicated meaning.
- B. *Intent of Certain Terms or Adjectives:*
 1. The Contract Documents include the terms “as allowed,” “as approved,” “as ordered,” “as directed” or terms of like effect or import to authorize an exercise of professional judgment by Engineer. In addition, the adjectives “reasonable,” “suitable,” “acceptable,” “proper,” “satisfactory,” or adjectives of like effect or import are used to describe an action or determination of Engineer as to the Work. It is intended that such exercise of professional judgment, action, or determination will be solely to evaluate, in general, the Work for compliance with the information in the Contract Documents and with the design concept of the Project as a functioning whole as shown or indicated in the Contract Documents (unless there is a specific statement indicating otherwise). The use of any such term or adjective is not intended to and shall not be effective to assign to Engineer any duty or authority to supervise or direct the performance of the Work, or any duty or authority to undertake responsibility contrary to the provisions of Article 10 or any other provision of the Contract Documents.
- C. *Day:*
 1. The word “day” means a calendar day of 24 hours measured from midnight to the next midnight.
- D. *Defective:*
 1. The word “defective,” when modifying the word “Work,” refers to Work that is unsatisfactory, faulty, or deficient in that it:
 - a. does not conform to the Contract Documents; or
 - b. does not meet the requirements of any applicable inspection, reference standard, test, or approval referred to in the Contract Documents; or
 - c. has been damaged prior to Engineer’s recommendation of final payment (unless responsibility for the protection thereof has been assumed by Owner at Substantial Completion in accordance with Paragraph 15.03 or 15.04).
- E. *Furnish, Install, Perform, Provide:*
 1. The word “furnish,” when used in connection with services, materials, or equipment, shall mean to supply and deliver said services, materials, or equipment to the Site (or some other specified location) ready for use or installation and in usable or operable condition.
 2. The word “install,” when used in connection with services, materials, or equipment, shall mean to put into use or place in final position said services, materials, or equipment complete and ready for intended use.

3. The words “perform” or “provide,” when used in connection with services, materials, or equipment, shall mean to furnish and install said services, materials, or equipment complete and ready for intended use.
 4. If the Contract Documents establish an obligation of Contractor with respect to specific services, materials, or equipment, but do not expressly use any of the four words “furnish,” “install,” “perform,” or “provide,” then Contractor shall furnish and install said services, materials, or equipment complete and ready for intended use.
- F. Unless stated otherwise in the Contract Documents, words or phrases that have a well-known technical or construction industry or trade meaning are used in the Contract Documents in accordance with such recognized meaning.

ARTICLE 2 – PRELIMINARY MATTERS

2.01 *Delivery of Bonds and Evidence of Insurance*

- A. *Bonds*: When Contractor delivers the executed counterparts of the Agreement to Owner, Contractor shall also deliver to Owner such bonds as Contractor may be required to furnish.
- B. *Evidence of Contractor’s Insurance*: When Contractor delivers the executed counterparts of the Agreement to Owner, Contractor shall also deliver to Owner, with copies to each named insured and additional insured (as identified in the Supplementary Conditions or elsewhere in the Contract), the certificates and other evidence of insurance required to be provided by Contractor in accordance with Article 6.
- C. *Evidence of Owner’s Insurance*: After receipt of the executed counterparts of the Agreement and all required bonds and insurance documentation, Owner shall promptly deliver to Contractor, with copies to each named insured and additional insured (as identified in the Supplementary Conditions or otherwise), the certificates and other evidence of insurance required to be provided by Owner under Article 6.

2.02 *Copies of Documents*

- A. Owner shall furnish to Contractor four printed copies of the Contract (including one fully executed counterpart of the Agreement), and one copy in electronic portable document format (PDF). Additional printed copies will be furnished upon request at the cost of reproduction.
- B. Owner shall maintain and safeguard at least one original printed record version of the Contract, including Drawings and Specifications signed and sealed by Engineer and other design professionals. Owner shall make such original printed record version of the Contract available to Contractor for review. Owner may delegate the responsibilities under this provision to Engineer.

2.03 *Before Starting Construction*

- A. *Preliminary Schedules*: Within 10 days after the Effective Date of the Contract (or as otherwise specifically required by the Contract Documents), Contractor shall submit to Engineer for timely review:
 1. a preliminary Progress Schedule indicating the times (numbers of days or dates) for starting and completing the various stages of the Work, including any Milestones specified in the Contract;
 2. a preliminary Schedule of Submittals; and

3. a preliminary Schedule of Values for all of the Work which includes quantities and prices of items which when added together equal the Contract Price and subdivides the Work into component parts in sufficient detail to serve as the basis for progress payments during performance of the Work. Such prices will include an appropriate amount of overhead and profit applicable to each item of Work.

2.04 *Preconstruction Conference; Designation of Authorized Representatives*

- A. Before any Work at the Site is started, a conference attended by Owner, Contractor, Engineer, and others as appropriate will be held to establish a working understanding among the parties as to the Work and to discuss the schedules referred to in Paragraph 2.03.A, procedures for handling Shop Drawings, Samples, and other submittals, processing Applications for Payment, electronic or digital transmittals, and maintaining required records.
- B. At this conference Owner and Contractor each shall designate, in writing, a specific individual to act as its authorized representative with respect to the services and responsibilities under the Contract. Such individuals shall have the authority to transmit and receive information, render decisions relative to the Contract, and otherwise act on behalf of each respective party.

2.05 *Initial Acceptance of Schedules*

- A. At least 10 days before submission of the first Application for Payment a conference, attended by Contractor, Engineer, and others as appropriate, will be held to review for acceptability to Engineer as provided below the schedules submitted in accordance with Paragraph 2.03.A. Contractor shall have an additional 10 days to make corrections and adjustments and to complete and resubmit the schedules. No progress payment shall be made to Contractor until acceptable schedules are submitted to Engineer.
 1. The Progress Schedule will be acceptable to Engineer if it provides an orderly progression of the Work to completion within the Contract Times. Such acceptance will not impose on Engineer responsibility for the Progress Schedule, for sequencing, scheduling, or progress of the Work, nor interfere with or relieve Contractor from Contractor's full responsibility therefor.
 2. Contractor's Schedule of Submittals will be acceptable to Engineer if it provides a workable arrangement for reviewing and processing the required submittals.
 3. Contractor's Schedule of Values will be acceptable to Engineer as to form and substance if it provides a reasonable allocation of the Contract Price to the component parts of the Work.

2.06 *Electronic Transmittals*

- A. Except as otherwise stated elsewhere in the Contract, the Owner, Engineer, and Contractor may transmit, and shall accept, Project-related correspondence, text, data, documents, drawings, information, and graphics, including but not limited to Shop Drawings and other submittals, in electronic media or digital format, either directly, or through access to a secure Project website.
- B. If the Contract does not establish protocols for electronic or digital transmittals, then Owner, Engineer, and Contractor shall jointly develop such protocols.
- C. When transmitting items in electronic media or digital format, the transmitting party makes no representations as to long term compatibility, usability, or readability of the items resulting from the recipient's use of software application packages, operating systems, or

computer hardware differing from those used in the drafting or transmittal of the items, or from those established in applicable transmittal protocols.

ARTICLE 3 – DOCUMENTS: INTENT, REQUIREMENTS, REUSE

3.01 *Intent*

- A. The Contract Documents are complementary; what is required by one is as binding as if required by all.
- B. It is the intent of the Contract Documents to describe a functionally complete project (or part thereof) to be constructed in accordance with the Contract Documents.
- C. Unless otherwise stated in the Contract Documents, if there is a discrepancy between the electronic or digital versions of the Contract Documents (including any printed copies derived from such electronic or digital versions) and the printed record version, the printed record version shall govern.
- D. The Contract supersedes prior negotiations, representations, and agreements, whether written or oral.
- E. Engineer will issue clarifications and interpretations of the Contract Documents as provided herein.

3.02 *Reference Standards*

- A. Standards Specifications, Codes, Laws and Regulations
 - 1. Reference in the Contract Documents to standard specifications, manuals, reference standards, or codes of any technical society, organization, or association, or to Laws or Regulations, whether such reference be specific or by implication, shall mean the standard specification, manual, reference standard, code, or Laws or Regulations in effect at the time of opening of Bids (or on the Effective Date of the Contract if there were no Bids), except as may be otherwise specifically stated in the Contract Documents.
 - 2. No provision of any such standard specification, manual, reference standard, or code, or any instruction of a Supplier, shall be effective to change the duties or responsibilities of Owner, Contractor, or Engineer, or any of their subcontractors, consultants, agents, or employees, from those set forth in the part of the Contract Documents prepared by or for Engineer. No such provision or instruction shall be effective to assign to Owner, Engineer, or any of their officers, directors, members, partners, employees, agents, consultants, or subcontractors, any duty or authority to supervise or direct the performance of the Work or any duty or authority to undertake responsibility inconsistent with the provisions of the part of the Contract Documents prepared by or for Engineer.

3.03 *Reporting and Resolving Discrepancies*

- A. *Reporting Discrepancies:*
 - 1. *Contractor's Verification of Figures and Field Measurements:* Before undertaking each part of the Work, Contractor shall carefully study the Contract Documents, and check and verify pertinent figures and dimensions therein, particularly with respect to applicable field measurements. Contractor shall promptly report in writing to Engineer any conflict, error, ambiguity, or discrepancy that Contractor discovers, or has actual knowledge of, and shall not proceed with any Work affected thereby until the conflict,

error, ambiguity, or discrepancy is resolved, by a clarification or interpretation by Engineer, or by an amendment or supplement to the Contract Documents issued pursuant to Paragraph 11.01.

2. *Contractor's Review of Contract Documents:* If, before or during the performance of the Work, Contractor discovers any conflict, error, ambiguity, or discrepancy within the Contract Documents, or between the Contract Documents and (a) any applicable Law or Regulation, (b) actual field conditions, (c) any standard specification, manual, reference standard, or code, or (d) any instruction of any Supplier, then Contractor shall promptly report it to Engineer in writing. Contractor shall not proceed with the Work affected thereby (except in an emergency as required by Paragraph 7.15) until the conflict, error, ambiguity, or discrepancy is resolved, by a clarification or interpretation by Engineer, or by an amendment or supplement to the Contract Documents issued pursuant to Paragraph 11.01.
3. Contractor shall not be liable to Owner or Engineer for failure to report any conflict, error, ambiguity, or discrepancy in the Contract Documents unless Contractor had actual knowledge thereof.

B. *Resolving Discrepancies:*

1. Except as may be otherwise specifically stated in the Contract Documents, the provisions of the part of the Contract Documents prepared by or for Engineer shall take precedence in resolving any conflict, error, ambiguity, or discrepancy between such provisions of the Contract Documents and:
 - a. the provisions of any standard specification, manual, reference standard, or code, or the instruction of any Supplier (whether or not specifically incorporated by reference as a Contract Document); or
 - b. the provisions of any Laws or Regulations applicable to the performance of the Work (unless such an interpretation of the provisions of the Contract Documents would result in violation of such Law or Regulation).

3.04 *Requirements of the Contract Documents*

- A. During the performance of the Work and until final payment, Contractor and Owner shall submit to the Engineer all matters in question concerning the requirements of the Contract Documents (sometimes referred to as requests for information or interpretation—RFIs), or relating to the acceptability of the Work under the Contract Documents, as soon as possible after such matters arise. Engineer will be the initial interpreter of the requirements of the Contract Documents, and judge of the acceptability of the Work thereunder.
- B. Engineer will, with reasonable promptness, render a written clarification, interpretation, or decision on the issue submitted, or initiate an amendment or supplement to the Contract Documents. Engineer's written clarification, interpretation, or decision will be final and binding on Contractor, unless it appeals by submitting a Change Proposal, and on Owner, unless it appeals by filing a Claim.
- C. If a submitted matter in question concerns terms and conditions of the Contract Documents that do not involve (1) the performance or acceptability of the Work under the Contract Documents, (2) the design (as set forth in the Drawings, Specifications, or otherwise), or (3) other engineering or technical matters, then Engineer will promptly give written notice to Owner and Contractor that Engineer is unable to provide a decision or interpretation. If Owner and Contractor are unable to agree on resolution of such a matter in question, either party may pursue resolution as provided in Article 12.

3.05 *Reuse of Documents*

- A. Contractor and its Subcontractors and Suppliers shall not:
 - 1. have or acquire any title to or ownership rights in any of the Drawings, Specifications, or other documents (or copies of any thereof) prepared by or bearing the seal of Engineer or its consultants, including electronic media editions, or reuse any such Drawings, Specifications, other documents, or copies thereof on extensions of the Project or any other project without written consent of Owner and Engineer and specific written verification or adaptation by Engineer; or
 - 2. have or acquire any title or ownership rights in any other Contract Documents, reuse any such Contract Documents for any purpose without Owner's express written consent, or violate any copyrights pertaining to such Contract Documents.
- B. The prohibitions of this Paragraph 3.05 will survive final payment, or termination of the Contract. Nothing herein shall preclude Contractor from retaining copies of the Contract Documents for record purposes.

ARTICLE 4 – COMMENCEMENT AND PROGRESS OF THE WORK

4.01 *Commencement of Contract Times; Notice to Proceed*

- A. The Contract Times will commence to run on the thirtieth day after the Effective Date of the Contract or, if a Notice to Proceed is given, on the day indicated in the Notice to Proceed. A Notice to Proceed may be given at any time within 30 days after the Effective Date of the Contract. In no event will the Contract Times commence to run later than the sixtieth day after the day of Bid opening or the thirtieth day after the Effective Date of the Contract, whichever date is earlier.

4.02 *Starting the Work*

- A. Contractor shall start to perform the Work on the date when the Contract Times commence to run. No Work shall be done at the Site prior to such date.

4.03 *Reference Points*

- A. Owner shall provide engineering surveys to establish reference points for construction which in Engineer's judgment are necessary to enable Contractor to proceed with the Work. Contractor shall be responsible for laying out the Work, shall protect and preserve the established reference points and property monuments, and shall make no changes or relocations without the prior written approval of Owner. Contractor shall report to Engineer whenever any reference point or property monument is lost or destroyed or requires relocation because of necessary changes in grades or locations, and shall be responsible for the accurate replacement or relocation of such reference points or property monuments by professionally qualified personnel.

4.04 *Progress Schedule*

- A. Contractor shall adhere to the Progress Schedule established in accordance with Paragraph 2.05 as it may be adjusted from time to time as provided below.
 - 1. Contractor shall submit to Engineer for acceptance (to the extent indicated in Paragraph 2.05) proposed adjustments in the Progress Schedule that will not result in changing the Contract Times.

2. Proposed adjustments in the Progress Schedule that will change the Contract Times shall be submitted in accordance with the requirements of Article 11.
- B. Contractor shall carry on the Work and adhere to the Progress Schedule during all disputes or disagreements with Owner. No Work shall be delayed or postponed pending resolution of any disputes or disagreements, or during any appeal process, except as permitted by Paragraph 16.04, or as Owner and Contractor may otherwise agree in writing.

4.05 *Delays in Contractor's Progress*

- A. If Owner, Engineer, or anyone for whom Owner is responsible, delays, disrupts, or interferes with the performance or progress of the Work, then Contractor shall be entitled to an equitable adjustment in the Contract Times and Contract Price. Contractor's entitlement to an adjustment of the Contract Times is conditioned on such adjustment being essential to Contractor's ability to complete the Work within the Contract Times.
- B. Contractor shall not be entitled to an adjustment in Contract Price or Contract Times for delay, disruption, or interference caused by or within the control of Contractor. Delay, disruption, and interference attributable to and within the control of a Subcontractor or Supplier shall be deemed to be within the control of Contractor.
- C. If Contractor's performance or progress is delayed, disrupted, or interfered with by unanticipated causes not the fault of and beyond the control of Owner, Contractor, and those for which they are responsible, then Contractor shall be entitled to an equitable adjustment in Contract Times. Contractor's entitlement to an adjustment of the Contract Times is conditioned on such adjustment being essential to Contractor's ability to complete the Work within the Contract Times. Such an adjustment shall be Contractor's sole and exclusive remedy for the delays, disruption, and interference described in this paragraph. Causes of delay, disruption, or interference that may give rise to an adjustment in Contract Times under this paragraph include but are not limited to the following:
1. severe and unavoidable natural catastrophes such as fires, floods, epidemics, and earthquakes;
 2. abnormal weather conditions;
 3. acts or failures to act of utility owners (other than those performing other work at or adjacent to the Site by arrangement with the Owner, as contemplated in Article 8); and
 4. acts of war or terrorism.
- D. Delays, disruption, and interference to the performance or progress of the Work resulting from the existence of a differing subsurface or physical condition, an Underground Facility that was not shown or indicated by the Contract Documents, or not shown or indicated with reasonable accuracy, and those resulting from Hazardous Environmental Conditions, are governed by Article 5.
- E. Paragraph 8.03 governs delays, disruption, and interference to the performance or progress of the Work resulting from the performance of certain other work at or adjacent to the Site.
- F. Contractor shall not be entitled to an adjustment in Contract Price or Contract Times for any delay, disruption, or interference if such delay is concurrent with a delay, disruption, or interference caused by or within the control of Contractor.

- G. Contractor must submit any Change Proposal seeking an adjustment in Contract Price or Contract Times under this paragraph within 30 days of the commencement of the delaying, disrupting, or interfering event.

ARTICLE 5 – AVAILABILITY OF LANDS; SUBSURFACE AND PHYSICAL CONDITIONS; HAZARDOUS ENVIRONMENTAL CONDITIONS

5.01 *Availability of Lands*

- A. Owner shall furnish the Site. Owner shall notify Contractor of any encumbrances or restrictions not of general application but specifically related to use of the Site with which Contractor must comply in performing the Work.
- B. Upon reasonable written request, Owner shall furnish Contractor with a current statement of record legal title and legal description of the lands upon which permanent improvements are to be made and Owner's interest therein as necessary for giving notice of or filing a mechanic's or construction lien against such lands in accordance with applicable Laws and Regulations.
- C. Contractor shall provide for all additional lands and access thereto that may be required for temporary construction facilities or storage of materials and equipment.

5.02 *Use of Site and Other Areas*

- A. *Limitation on Use of Site and Other Areas:*
 - 1. Contractor shall confine construction equipment, temporary construction facilities, the storage of materials and equipment, and the operations of workers to the Site, adjacent areas that Contractor has arranged to use through construction easements or otherwise, and other adjacent areas permitted by Laws and Regulations, and shall not unreasonably encumber the Site and such other adjacent areas with construction equipment or other materials or equipment. Contractor shall assume full responsibility for (a) damage to the Site; (b) damage to any such other adjacent areas used for Contractor's operations; (c) damage to any other adjacent land or areas; and (d) for injuries and losses sustained by the owners or occupants of any such land or areas; provided that such damage or injuries result from the performance of the Work or from other actions or conduct of the Contractor or those for which Contractor is responsible.
 - 2. If a damage or injury claim is made by the owner or occupant of any such land or area because of the performance of the Work, or because of other actions or conduct of the Contractor or those for which Contractor is responsible, Contractor shall (a) take immediate corrective or remedial action as required by Paragraph 7.12, or otherwise; (b) promptly attempt to settle the claim as to all parties through negotiations with such owner or occupant, or otherwise resolve the claim by arbitration or other dispute resolution proceeding, or at law; and (c) to the fullest extent permitted by Laws and Regulations, indemnify and hold harmless Owner and Engineer, and the officers, directors, members, partners, employees, agents, consultants and subcontractors of each and any of them from and against any such claim, and against all costs, losses, and damages (including but not limited to all fees and charges of engineers, architects, attorneys, and other professionals and all court or arbitration or other dispute resolution costs) arising out of or relating to any claim or action, legal or equitable, brought by any such owner or occupant against Owner, Engineer, or any other party indemnified hereunder to the extent caused directly or indirectly, in whole or in part

by, or based upon, Contractor's performance of the Work, or because of other actions or conduct of the Contractor or those for which Contractor is responsible.

- B. *Removal of Debris During Performance of the Work:* During the progress of the Work the Contractor shall keep the Site and other adjacent areas free from accumulations of waste materials, rubbish, and other debris. Removal and disposal of such waste materials, rubbish, and other debris shall conform to applicable Laws and Regulations.
- C. *Cleaning:* Prior to Substantial Completion of the Work Contractor shall clean the Site and the Work and make it ready for utilization by Owner. At the completion of the Work Contractor shall remove from the Site and adjacent areas all tools, appliances, construction equipment and machinery, and surplus materials and shall restore to original condition all property not designated for alteration by the Contract Documents.
- D. *Loading of Structures:* Contractor shall not load nor permit any part of any structure to be loaded in any manner that will endanger the structure, nor shall Contractor subject any part of the Work or adjacent structures or land to stresses or pressures that will endanger them.

5.03 *Subsurface and Physical Conditions*

- A. *Reports and Drawings:* The Supplementary Conditions identify:
 - 1. those reports known to Owner of explorations and tests of subsurface conditions at or adjacent to the Site;
 - 2. those drawings known to Owner of physical conditions relating to existing surface or subsurface structures at the Site (except Underground Facilities); and
 - 3. Technical Data contained in such reports and drawings.
- B. *Reliance by Contractor on Technical Data Authorized:* Contractor may rely upon the accuracy of the Technical Data expressly identified in the Supplementary Conditions with respect to such reports and drawings, but such reports and drawings are not Contract Documents. If no such express identification has been made, then Contractor may rely upon the accuracy of the Technical Data (as defined in Article 1) contained in any geotechnical or environmental report prepared for the Project and made available to Contractor. Except for such reliance on Technical Data, Contractor may not rely upon or make any claim against Owner or Engineer, or any of their officers, directors, members, partners, employees, agents, consultants, or subcontractors, with respect to:
 - 1. the completeness of such reports and drawings for Contractor's purposes, including, but not limited to, any aspects of the means, methods, techniques, sequences, and procedures of construction to be employed by Contractor, and safety precautions and programs incident thereto; or
 - 2. other data, interpretations, opinions, and information contained in such reports or shown or indicated in such drawings; or
 - 3. any Contractor interpretation of or conclusion drawn from any Technical Data or any such other data, interpretations, opinions, or information.

5.04 *Differing Subsurface or Physical Conditions*

- A. *Notice by Contractor:* If Contractor believes that any subsurface or physical condition that is uncovered or revealed at the Site either:
1. is of such a nature as to establish that any Technical Data on which Contractor is entitled to rely as provided in Paragraph 5.03 is materially inaccurate; or
 2. is of such a nature as to require a change in the Drawings or Specifications; or
 3. differs materially from that shown or indicated in the Contract Documents; or
 4. is of an unusual nature, and differs materially from conditions ordinarily encountered and generally recognized as inherent in work of the character provided for in the Contract Documents;

then Contractor shall, promptly after becoming aware thereof and before further disturbing the subsurface or physical conditions or performing any Work in connection therewith (except in an emergency as required by Paragraph 7.15), notify Owner and Engineer in writing about such condition. Contractor shall not further disturb such condition or perform any Work in connection therewith (except with respect to an emergency) until receipt of a written statement permitting Contractor to do so.

- B. *Engineer's Review:* After receipt of written notice as required by the preceding paragraph, Engineer will promptly review the subsurface or physical condition in question; determine the necessity of Owner's obtaining additional exploration or tests with respect to the condition; conclude whether the condition falls within any one or more of the differing site condition categories in Paragraph 5.04.A above; obtain any pertinent cost or schedule information from Contractor; prepare recommendations to Owner regarding the Contractor's resumption of Work in connection with the subsurface or physical condition in question and the need for any change in the Drawings or Specifications; and advise Owner in writing of Engineer's findings, conclusions, and recommendations.
- C. *Owner's Statement to Contractor Regarding Site Condition:* After receipt of Engineer's written findings, conclusions, and recommendations, Owner shall issue a written statement to Contractor (with a copy to Engineer) regarding the subsurface or physical condition in question, addressing the resumption of Work in connection with such condition, indicating whether any change in the Drawings or Specifications will be made, and adopting or rejecting Engineer's written findings, conclusions, and recommendations, in whole or in part.
- D. *Possible Price and Times Adjustments:*
1. Contractor shall be entitled to an equitable adjustment in Contract Price or Contract Times, or both, to the extent that the existence of a differing subsurface or physical condition, or any related delay, disruption, or interference, causes an increase or decrease in Contractor's cost of, or time required for, performance of the Work; subject, however, to the following:
 - a. such condition must fall within any one or more of the categories described in Paragraph 5.04.A;
 - b. with respect to Work that is paid for on a unit price basis, any adjustment in Contract Price will be subject to the provisions of Paragraph 13.03; and,

- c. Contractor's entitlement to an adjustment of the Contract Times is conditioned on such adjustment being essential to Contractor's ability to complete the Work within the Contract Times.
2. Contractor shall not be entitled to any adjustment in the Contract Price or Contract Times with respect to a subsurface or physical condition if:
 - a. Contractor knew of the existence of such condition at the time Contractor made a commitment to Owner with respect to Contract Price and Contract Times by the submission of a Bid or becoming bound under a negotiated contract, or otherwise; or
 - b. the existence of such condition reasonably could have been discovered or revealed as a result of any examination, investigation, exploration, test, or study of the Site and contiguous areas expressly required by the Bidding Requirements or Contract Documents to be conducted by or for Contractor prior to Contractor's making such commitment; or
 - c. Contractor failed to give the written notice as required by Paragraph 5.04.A.
3. If Owner and Contractor agree regarding Contractor's entitlement to and the amount or extent of any adjustment in the Contract Price or Contract Times, or both, then any such adjustment shall be set forth in a Change Order.
4. Contractor may submit a Change Proposal regarding its entitlement to or the amount or extent of any adjustment in the Contract Price or Contract Times, or both, no later than 30 days after Owner's issuance of the Owner's written statement to Contractor regarding the subsurface or physical condition in question.

5.05 *Underground Facilities*

- A. *Contractor's Responsibilities:* The information and data shown or indicated in the Contract Documents with respect to existing Underground Facilities at or adjacent to the Site is based on information and data furnished to Owner or Engineer by the owners of such Underground Facilities, including Owner, or by others. Unless it is otherwise expressly provided in the Supplementary Conditions:
 1. Owner and Engineer do not warrant or guarantee the accuracy or completeness of any such information or data provided by others; and
 2. the cost of all of the following will be included in the Contract Price, and Contractor shall have full responsibility for:
 - a. reviewing and checking all information and data regarding existing Underground Facilities at the Site;
 - b. locating all Underground Facilities shown or indicated in the Contract Documents as being at the Site;
 - c. coordination of the Work with the owners (including Owner) of such Underground Facilities, during construction; and
 - d. the safety and protection of all existing Underground Facilities at the Site, and repairing any damage thereto resulting from the Work.
- B. *Notice by Contractor:* If Contractor believes that an Underground Facility that is uncovered or revealed at the Site was not shown or indicated in the Contract Documents, or was not shown or indicated with reasonable accuracy, then Contractor shall, promptly after

becoming aware thereof and before further disturbing conditions affected thereby or performing any Work in connection therewith (except in an emergency as required by Paragraph 7.15), identify the owner of such Underground Facility and give written notice to that owner and to Owner and Engineer.

- C. *Engineer's Review:* Engineer will promptly review the Underground Facility and conclude whether such Underground Facility was not shown or indicated in the Contract Documents, or was not shown or indicated with reasonable accuracy; obtain any pertinent cost or schedule information from Contractor; prepare recommendations to Owner regarding the Contractor's resumption of Work in connection with the Underground Facility in question; determine the extent, if any, to which a change is required in the Drawings or Specifications to reflect and document the consequences of the existence or location of the Underground Facility; and advise Owner in writing of Engineer's findings, conclusions, and recommendations. During such time, Contractor shall be responsible for the safety and protection of such Underground Facility.
- D. *Owner's Statement to Contractor Regarding Underground Facility:* After receipt of Engineer's written findings, conclusions, and recommendations, Owner shall issue a written statement to Contractor (with a copy to Engineer) regarding the Underground Facility in question, addressing the resumption of Work in connection with such Underground Facility, indicating whether any change in the Drawings or Specifications will be made, and adopting or rejecting Engineer's written findings, conclusions, and recommendations in whole or in part.
- E. *Possible Price and Times Adjustments:*
 - 1. Contractor shall be entitled to an equitable adjustment in the Contract Price or Contract Times, or both, to the extent that any existing Underground Facility at the Site that was not shown or indicated in the Contract Documents, or was not shown or indicated with reasonable accuracy, or any related delay, disruption, or interference, causes an increase or decrease in Contractor's cost of, or time required for, performance of the Work; subject, however, to the following:
 - a. Contractor did not know of and could not reasonably have been expected to be aware of or to have anticipated the existence or actual location of the Underground Facility in question;
 - b. With respect to Work that is paid for on a unit price basis, any adjustment in Contract Price will be subject to the provisions of Paragraph 13.03;
 - c. Contractor's entitlement to an adjustment of the Contract Times is conditioned on such adjustment being essential to Contractor's ability to complete the Work within the Contract Times; and
 - d. Contractor gave the notice required in Paragraph 5.05.B.
 - 2. If Owner and Contractor agree regarding Contractor's entitlement to and the amount or extent of any adjustment in the Contract Price or Contract Times, or both, then any such adjustment shall be set forth in a Change Order.
 - 3. Contractor may submit a Change Proposal regarding its entitlement to or the amount or extent of any adjustment in the Contract Price or Contract Times, or both, no later than 30 days after Owner's issuance of the Owner's written statement to Contractor regarding the Underground Facility in question.

5.06 *Hazardous Environmental Conditions at Site*

- A. *Reports and Drawings*: The Supplementary Conditions identify:
1. those reports and drawings known to Owner relating to Hazardous Environmental Conditions that have been identified at or adjacent to the Site; and
 2. Technical Data contained in such reports and drawings.
- B. *Reliance by Contractor on Technical Data Authorized*: Contractor may rely upon the accuracy of the Technical Data expressly identified in the Supplementary Conditions with respect to such reports and drawings, but such reports and drawings are not Contract Documents. If no such express identification has been made, then Contractor may rely on the accuracy of the Technical Data (as defined in Article 1) contained in any geotechnical or environmental report prepared for the Project and made available to Contractor. Except for such reliance on Technical Data, Contractor may not rely upon or make any claim against Owner or Engineer, or any of their officers, directors, members, partners, employees, agents, consultants, or subcontractors with respect to:
1. the completeness of such reports and drawings for Contractor's purposes, including, but not limited to, any aspects of the means, methods, techniques, sequences and procedures of construction to be employed by Contractor and safety precautions and programs incident thereto; or
 2. other data, interpretations, opinions and information contained in such reports or shown or indicated in such drawings; or
 3. any Contractor interpretation of or conclusion drawn from any Technical Data or any such other data, interpretations, opinions or information.
- C. Contractor shall not be responsible for removing or remediating any Hazardous Environmental Condition encountered, uncovered, or revealed at the Site unless such removal or remediation is expressly identified in the Contract Documents to be within the scope of the Work.
- D. Contractor shall be responsible for controlling, containing, and duly removing all Constituents of Concern brought to the Site by Contractor, Subcontractors, Suppliers, or anyone else for whom Contractor is responsible, and for any associated costs; and for the costs of removing and remediating any Hazardous Environmental Condition created by the presence of any such Constituents of Concern.
- E. If Contractor encounters, uncovers, or reveals a Hazardous Environmental Condition whose removal or remediation is not expressly identified in the Contract Documents as being within the scope of the Work, or if Contractor or anyone for whom Contractor is responsible creates a Hazardous Environmental Condition, then Contractor shall immediately: (1) secure or otherwise isolate such condition; (2) stop all Work in connection with such condition and in any area affected thereby (except in an emergency as required by Paragraph 7.15); and (3) notify Owner and Engineer (and promptly thereafter confirm such notice in writing). Owner shall promptly consult with Engineer concerning the necessity for Owner to retain a qualified expert to evaluate such condition or take corrective action, if any. Promptly after consulting with Engineer, Owner shall take such actions as are necessary to permit Owner to timely obtain required permits and provide Contractor the written notice required by Paragraph 5.06.F. If Contractor or anyone for whom Contractor is responsible created the Hazardous Environmental Condition in question, then Owner may remove and remediate the Hazardous Environmental Condition, and impose a set-off against payments to account for the associated costs.

- F. Contractor shall not resume Work in connection with such Hazardous Environmental Condition or in any affected area until after Owner has obtained any required permits related thereto, and delivered written notice to Contractor either (1) specifying that such condition and any affected area is or has been rendered safe for the resumption of Work, or (2) specifying any special conditions under which such Work may be resumed safely.
- G. If Owner and Contractor cannot agree as to entitlement to or on the amount or extent, if any, of any adjustment in Contract Price or Contract Times, or both, as a result of such Work stoppage or such special conditions under which Work is agreed to be resumed by Contractor, then within 30 days of Owner's written notice regarding the resumption of Work, Contractor may submit a Change Proposal, or Owner may impose a set-off.
- H. If after receipt of such written notice Contractor does not agree to resume such Work based on a reasonable belief it is unsafe, or does not agree to resume such Work under such special conditions, then Owner may order the portion of the Work that is in the area affected by such condition to be deleted from the Work, following the contractual change procedures in Article 11. Owner may have such deleted portion of the Work performed by Owner's own forces or others in accordance with Article 8.
- I. To the fullest extent permitted by Laws and Regulations, Owner shall indemnify and hold harmless Contractor, Subcontractors, and Engineer, and the officers, directors, members, partners, employees, agents, consultants, and subcontractors of each and any of them from and against all claims, costs, losses, and damages (including but not limited to all fees and charges of engineers, architects, attorneys, and other professionals and all court or arbitration or other dispute resolution costs) arising out of or relating to a Hazardous Environmental Condition, provided that such Hazardous Environmental Condition (1) was not shown or indicated in the Drawings, Specifications, or other Contract Documents, identified as Technical Data entitled to limited reliance pursuant to Paragraph 5.06.B, or identified in the Contract Documents to be included within the scope of the Work, and (2) was not created by Contractor or by anyone for whom Contractor is responsible. Nothing in this Paragraph 5.06.H shall obligate Owner to indemnify any individual or entity from and against the consequences of that individual's or entity's own negligence.
- J. To the fullest extent permitted by Laws and Regulations, Contractor shall indemnify and hold harmless Owner and Engineer, and the officers, directors, members, partners, employees, agents, consultants, and subcontractors of each and any of them from and against all claims, costs, losses, and damages (including but not limited to all fees and charges of engineers, architects, attorneys, and other professionals and all court or arbitration or other dispute resolution costs) arising out of or relating to the failure to control, contain, or remove a Constituent of Concern brought to the Site by Contractor or by anyone for whom Contractor is responsible, or to a Hazardous Environmental Condition created by Contractor or by anyone for whom Contractor is responsible. Nothing in this Paragraph 5.06.J shall obligate Contractor to indemnify any individual or entity from and against the consequences of that individual's or entity's own negligence.
- K. The provisions of Paragraphs 5.03, 5.04, and 5.05 do not apply to the presence of Constituents of Concern or to a Hazardous Environmental Condition uncovered or revealed at the Site.

ARTICLE 6 – BONDS AND INSURANCE

6.01 *Performance, Payment, and Other Bonds*

- A. Contractor shall furnish a performance bond and a payment bond, each in an amount at least equal to the Contract Price, as security for the faithful performance and payment of all of Contractor's obligations under the Contract. These bonds shall remain in effect until one year after the date when final payment becomes due or until completion of the correction period specified in Paragraph 15.08, whichever is later, except as provided otherwise by Laws or Regulations, the Supplementary Conditions, or other specific provisions of the Contract. Contractor shall also furnish such other bonds as are required by the Supplementary Conditions or other specific provisions of the Contract.
- B. All bonds shall be in the form prescribed by the Contract except as provided otherwise by Laws or Regulations, and shall be executed by such sureties as are named in "Companies Holding Certificates of Authority as Acceptable Sureties on Federal Bonds and as Acceptable Reinsuring Companies" as published in Circular 570 (as amended and supplemented) by the Financial Management Service, Surety Bond Branch, U.S. Department of the Treasury. A bond signed by an agent or attorney-in-fact must be accompanied by a certified copy of that individual's authority to bind the surety. The evidence of authority shall show that it is effective on the date the agent or attorney-in-fact signed the accompanying bond.
- C. Contractor shall obtain the required bonds from surety companies that are duly licensed or authorized in the jurisdiction in which the Project is located to issue bonds in the required amounts.
- D. If the surety on a bond furnished by Contractor is declared bankrupt or becomes insolvent, or its right to do business is terminated in any state or jurisdiction where any part of the Project is located, or the surety ceases to meet the requirements above, then Contractor shall promptly notify Owner and Engineer and shall, within 20 days after the event giving rise to such notification, provide another bond and surety, both of which shall comply with the bond and surety requirements above.
- E. If Contractor has failed to obtain a required bond, Owner may exclude the Contractor from the Site and exercise Owner's termination rights under Article 16.
- F. Upon request, Owner shall provide a copy of the payment bond to any Subcontractor, Supplier, or other person or entity claiming to have furnished labor or materials used in the performance of the Work.

6.02 *Insurance—General Provisions*

- A. Owner and Contractor shall obtain and maintain insurance as required in this Article and in the Supplementary Conditions.
- B. All insurance required by the Contract to be purchased and maintained by Owner or Contractor shall be obtained from insurance companies that are duly licensed or authorized, in the state or jurisdiction in which the Project is located, to issue insurance policies for the required limits and coverages. Unless a different standard is indicated in the Supplementary Conditions, all companies that provide insurance policies required under this Contract shall have an A.M. Best rating of A-VII or better.
- C. Contractor shall deliver to Owner, with copies to each named insured and additional insured (as identified in this Article, in the Supplementary Conditions, or elsewhere in the Contract), certificates of insurance establishing that Contractor has obtained and is

maintaining the policies, coverages, and endorsements required by the Contract. Upon request by Owner or any other insured, Contractor shall also furnish other evidence of such required insurance, including but not limited to copies of policies and endorsements, and documentation of applicable self-insured retentions and deductibles. Contractor may block out (redact) any confidential premium or pricing information contained in any policy or endorsement furnished under this provision.

- D. Owner shall deliver to Contractor, with copies to each named insured and additional insured (as identified in this Article, the Supplementary Conditions, or elsewhere in the Contract), certificates of insurance establishing that Owner has obtained and is maintaining the policies, coverages, and endorsements required of Owner by the Contract (if any). Upon request by Contractor or any other insured, Owner shall also provide other evidence of such required insurance (if any), including but not limited to copies of policies and endorsements, and documentation of applicable self-insured retentions and deductibles. Owner may block out (redact) any confidential premium or pricing information contained in any policy or endorsement furnished under this provision.
- E. Failure of Owner or Contractor to demand such certificates or other evidence of the other party's full compliance with these insurance requirements, or failure of Owner or Contractor to identify a deficiency in compliance from the evidence provided, shall not be construed as a waiver of the other party's obligation to obtain and maintain such insurance.
- F. If either party does not purchase or maintain all of the insurance required of such party by the Contract, such party shall notify the other party in writing of such failure to purchase prior to the start of the Work, or of such failure to maintain prior to any change in the required coverage.
- G. If Contractor has failed to obtain and maintain required insurance, Owner may exclude the Contractor from the Site, impose an appropriate set-off against payment, and exercise Owner's termination rights under Article 16.
- H. Without prejudice to any other right or remedy, if a party has failed to obtain required insurance, the other party may elect to obtain equivalent insurance to protect such other party's interests at the expense of the party who was required to provide such coverage, and the Contract Price shall be adjusted accordingly.
- I. Owner does not represent that insurance coverage and limits established in this Contract necessarily will be adequate to protect Contractor or Contractor's interests.
- J. The insurance and insurance limits required herein shall not be deemed as a limitation on Contractor's liability under the indemnities granted to Owner and other individuals and entities in the Contract.

6.03 *Contractor's Insurance*

- A. *Workers' Compensation:* Contractor shall purchase and maintain workers' compensation and employer's liability insurance for:
 - 1. claims under workers' compensation, disability benefits, and other similar employee benefit acts.
 - 2. United States Longshoreman and Harbor Workers' Compensation Act and Jones Act coverage (if applicable).
 - 3. claims for damages because of bodily injury, occupational sickness or disease, or death of Contractor's employees (by stop-gap endorsement in monopolist worker's compensation states).

4. Foreign voluntary worker compensation (if applicable).
- B. *Commercial General Liability—Claims Covered:* Contractor shall purchase and maintain commercial general liability insurance, covering all operations by or on behalf of Contractor, on an occurrence basis, against:
1. claims for damages because of bodily injury, sickness or disease, or death of any person other than Contractor's employees.
 2. claims for damages insured by reasonably available personal injury liability coverage.
 3. claims for damages, other than to the Work itself, because of injury to or destruction of tangible property wherever located, including loss of use resulting therefrom.
- C. *Commercial General Liability—Form and Content:* Contractor's commercial liability policy shall be written on a 1996 (or later) ISO commercial general liability form (occurrence form) and include the following coverages and endorsements:
1. Products and completed operations coverage:
 - a. Such insurance shall be maintained for three years after final payment.
 - b. Contractor shall furnish Owner and each other additional insured (as identified in the Supplementary Conditions or elsewhere in the Contract) evidence of continuation of such insurance at final payment and three years thereafter.
 2. Blanket contractual liability coverage, to the extent permitted by law, including but not limited to coverage of Contractor's contractual indemnity obligations in Paragraph 7.18.
 3. Broad form property damage coverage.
 4. Severability of interest.
 5. Underground, explosion, and collapse coverage.
 6. Personal injury coverage.
 7. Additional insured endorsements that include both ongoing operations and products and completed operations coverage through ISO Endorsements CG 20 10 10 01 and CG 20 37 10 01 (together); or CG 20 10 07 04 and CG 20 37 07 04 (together); or their equivalent.
 8. For design professional additional insureds, ISO Endorsement CG 20 32 07 04, "Additional Insured—Engineers, Architects or Surveyors Not Engaged by the Named Insured" or its equivalent.
- D. *Automobile liability:* Contractor shall purchase and maintain automobile liability insurance against claims for damages because of bodily injury or death of any person or property damage arising out of the ownership, maintenance, or use of any motor vehicle. The automobile liability policy shall be written on an occurrence basis.
- E. *Umbrella or excess liability:* Contractor shall purchase and maintain umbrella or excess liability insurance written over the underlying employer's liability, commercial general liability, and automobile liability insurance described in the paragraphs above. Subject to industry-standard exclusions, the coverage afforded shall follow form as to each and every one of the underlying policies.
- F. *Contractor's pollution liability insurance:* Contractor shall purchase and maintain a policy covering third-party injury and property damage claims, including clean-up costs, as a result

of pollution conditions arising from Contractor's operations and completed operations. This insurance shall be maintained for no less than three years after final completion.

- G. *Additional insureds*: The Contractor's commercial general liability, automobile liability, umbrella or excess, and pollution liability policies shall include and list as additional insureds Owner and Engineer, and any individuals or entities identified in the Supplementary Conditions; include coverage for the respective officers, directors, members, partners, employees, agents, consultants, and subcontractors of each and any of all such additional insureds; and the insurance afforded to these additional insureds shall provide primary coverage for all claims covered thereby (including as applicable those arising from both ongoing and completed operations) on a non-contributory basis. Contractor shall obtain all necessary endorsements to support these requirements.
- H. *Contractor's professional liability insurance*: If Contractor will provide or furnish professional services under this Contract, through a delegation of professional design services or otherwise, then Contractor shall be responsible for purchasing and maintaining applicable professional liability insurance. This insurance shall provide protection against claims arising out of performance of professional design or related services, and caused by a negligent error, omission, or act for which the insured party is legally liable. It shall be maintained throughout the duration of the Contract and for a minimum of two years after Substantial Completion. If such professional design services are performed by a Subcontractor, and not by Contractor itself, then the requirements of this paragraph may be satisfied through the purchasing and maintenance of such insurance by such Subcontractor.
- I. *General provisions*: The policies of insurance required by this Paragraph 6.03 shall:
 - 1. include at least the specific coverages provided in this Article.
 - 2. be written for not less than the limits of liability provided in this Article and in the Supplementary Conditions, or required by Laws or Regulations, whichever is greater.
 - 3. contain a provision or endorsement that the coverage afforded will not be canceled, materially changed, or renewal refused until at least 10 days prior written notice has been given to Contractor. Within three days of receipt of any such written notice, Contractor shall provide a copy of the notice to Owner, Engineer, and each other insured under the policy.
 - 4. remain in effect at least until final payment (and longer if expressly required in this Article) and at all times thereafter when Contractor may be correcting, removing, or replacing defective Work as a warranty or correction obligation, or otherwise, or returning to the Site to conduct other tasks arising from the Contract Documents.
 - 5. be appropriate for the Work being performed and provide protection from claims that may arise out of or result from Contractor's performance of the Work and Contractor's other obligations under the Contract Documents, whether it is to be performed by Contractor, any Subcontractor or Supplier, or by anyone directly or indirectly employed by any of them to perform any of the Work, or by anyone for whose acts any of them may be liable.
- J. The coverage requirements for specific policies of insurance must be met by such policies, and not by reference to excess or umbrella insurance provided in other policies.

6.04 *Owner's Liability Insurance*

- A. In addition to the insurance required to be provided by Contractor under Paragraph 6.03, Owner, at Owner's option, may purchase and maintain at Owner's expense Owner's own liability insurance as will protect Owner against claims which may arise from operations under the Contract Documents.
- B. Owner's liability policies, if any, operate separately and independently from policies required to be provided by Contractor, and Contractor cannot rely upon Owner's liability policies for any of Contractor's obligations to the Owner, Engineer, or third parties.

6.05 *Property Insurance*

- A. *Builder's Risk*: Unless otherwise provided in the Supplementary Conditions, Contractor shall purchase and maintain builder's risk insurance upon the Work on a completed value basis, in the amount of the full insurable replacement cost thereof (subject to such deductible amounts as may be provided in the Supplementary Conditions or required by Laws and Regulations). This insurance shall:
 - 1. include the Owner and Contractor as named insureds, and all Subcontractors, and any individuals or entities required by the Supplementary Conditions to be insured under such builder's risk policy, as insureds or named insureds. For purposes of the remainder of this Paragraph 6.05, Paragraphs 6.06 and 6.07, and any corresponding Supplementary Conditions, the parties required to be insured shall collectively be referred to as "insureds."
 - 2. be written on a builder's risk "all risk" policy form that shall at least include insurance for physical loss or damage to the Work, temporary buildings, falsework, and materials and equipment in transit, and shall insure against at least the following perils or causes of loss: fire; lightning; windstorm; riot; civil commotion; terrorism; vehicle impact; aircraft; smoke; theft; vandalism and malicious mischief; mechanical breakdown, boiler explosion, and artificially generated electric current; earthquake; volcanic activity, and other earth movement; flood; collapse; explosion; debris removal; demolition occasioned by enforcement of Laws and Regulations; water damage (other than that caused by flood); and such other perils or causes of loss as may be specifically required by the Supplementary Conditions. If insurance against mechanical breakdown, boiler explosion, and artificially generated electric current; earthquake; volcanic activity, and other earth movement; or flood, are not commercially available under builder's risk policies, by endorsement or otherwise, such insurance may be provided through other insurance policies acceptable to Owner and Contractor.
 - 3. cover, as insured property, at least the following: (a) the Work and all materials, supplies, machinery, apparatus, equipment, fixtures, and other property of a similar nature that are to be incorporated into or used in the preparation, fabrication, construction, erection, or completion of the Work, including Owner-furnished or assigned property; (b) spare parts inventory required within the scope of the Contract; and (c) temporary works which are not intended to form part of the permanent constructed Work but which are intended to provide working access to the Site, or to the Work under construction, or which are intended to provide temporary support for the Work under construction, including scaffolding, form work, fences, shoring, falsework, and temporary structures.
 - 4. cover expenses incurred in the repair or replacement of any insured property (including but not limited to fees and charges of engineers and architects).

5. extend to cover damage or loss to insured property while in temporary storage at the Site or in a storage location outside the Site (but not including property stored at the premises of a manufacturer or Supplier).
 6. extend to cover damage or loss to insured property while in transit.
 7. allow for partial occupation or use of the Work by Owner, such that those portions of the Work that are not yet occupied or used by Owner shall remain covered by the builder's risk insurance.
 8. allow for the waiver of the insurer's subrogation rights, as set forth below.
 9. provide primary coverage for all losses and damages caused by the perils or causes of loss covered.
 10. not include a co-insurance clause.
 11. include an exception for ensuing losses from physical damage or loss with respect to any defective workmanship, design, or materials exclusions.
 12. include performance/hot testing and start-up.
 13. be maintained in effect, subject to the provisions herein regarding Substantial Completion and partial occupancy or use of the Work by Owner, until the Work is complete.
- B. *Notice of Cancellation or Change:* All the policies of insurance (and the certificates or other evidence thereof) required to be purchased and maintained in accordance with this Paragraph 6.05 will contain a provision or endorsement that the coverage afforded will not be canceled or materially changed or renewal refused until at least 10 days prior written notice has been given to the purchasing policyholder. Within three days of receipt of any such written notice, the purchasing policyholder shall provide a copy of the notice to each other insured.
- C. *Deductibles:* The purchaser of any required builder's risk or property insurance shall pay for costs not covered because of the application of a policy deductible.
- D. *Partial Occupancy or Use by Owner:* If Owner will occupy or use a portion or portions of the Work prior to Substantial Completion of all the Work as provided in Paragraph 15.04, then Owner (directly, if it is the purchaser of the builder's risk policy, or through Contractor) will provide notice of such occupancy or use to the builder's risk insurer. The builder's risk insurance shall not be canceled or permitted to lapse on account of any such partial use or occupancy; rather, those portions of the Work that are occupied or used by Owner may come off the builder's risk policy, while those portions of the Work not yet occupied or used by Owner shall remain covered by the builder's risk insurance.
- E. *Additional Insurance:* If Contractor elects to obtain other special insurance to be included in or supplement the builder's risk or property insurance policies provided under this Paragraph 6.05, it may do so at Contractor's expense.
- F. *Insurance of Other Property:* If the express insurance provisions of the Contract do not require or address the insurance of a property item or interest, such as tools, construction equipment, or other personal property owned by Contractor, a Subcontractor, or an employee of Contractor or a Subcontractor, then the entity or individual owning such property item will be responsible for deciding whether to insure it, and if so in what amount.

6.06 *Waiver of Rights*

- A. All policies purchased in accordance with Paragraph 6.05, expressly including the builder's risk policy, shall contain provisions to the effect that in the event of payment of any loss or damage the insurers will have no rights of recovery against any insureds thereunder, or against Engineer or its consultants, or their officers, directors, members, partners, employees, agents, consultants, or subcontractors. Owner and Contractor waive all rights against each other and the respective officers, directors, members, partners, employees, agents, consultants, and subcontractors of each and any of them, for all losses and damages caused by, arising out of, or resulting from any of the perils or causes of loss covered by such policies and any other property insurance applicable to the Work; and, in addition, waive all such rights against Engineer, its consultants, all Subcontractors, all individuals or entities identified in the Supplementary Conditions as insureds, and the officers, directors, members, partners, employees, agents, consultants, and subcontractors of each and any of them, under such policies for losses and damages so caused. None of the above waivers shall extend to the rights that any party making such waiver may have to the proceeds of insurance held by Owner or Contractor as trustee or fiduciary, or otherwise payable under any policy so issued.
- B. Owner waives all rights against Contractor, Subcontractors, and Engineer, and the officers, directors, members, partners, employees, agents, consultants and subcontractors of each and any of them, for:
 - 1. loss due to business interruption, loss of use, or other consequential loss extending beyond direct physical loss or damage to Owner's property or the Work caused by, arising out of, or resulting from fire or other perils whether or not insured by Owner; and
 - 2. loss or damage to the completed Project or part thereof caused by, arising out of, or resulting from fire or other insured peril or cause of loss covered by any property insurance maintained on the completed Project or part thereof by Owner during partial occupancy or use pursuant to Paragraph 15.04, after Substantial Completion pursuant to Paragraph 15.03, or after final payment pursuant to Paragraph 15.06.
- C. Any insurance policy maintained by Owner covering any loss, damage or consequential loss referred to in Paragraph 6.06.B shall contain provisions to the effect that in the event of payment of any such loss, damage, or consequential loss, the insurers will have no rights of recovery against Contractor, Subcontractors, or Engineer, or the officers, directors, members, partners, employees, agents, consultants, or subcontractors of each and any of them.
- D. Contractor shall be responsible for assuring that the agreement under which a Subcontractor performs a portion of the Work contains provisions whereby the Subcontractor waives all rights against Owner, Contractor, all individuals or entities identified in the Supplementary Conditions as insureds, the Engineer and its consultants, and the officers, directors, members, partners, employees, agents, consultants, and subcontractors of each and any of them, for all losses and damages caused by, arising out of, relating to, or resulting from any of the perils or causes of loss covered by builder's risk insurance and any other property insurance applicable to the Work.

6.07 *Receipt and Application of Property Insurance Proceeds*

- A. Any insured loss under the builder's risk and other policies of insurance required by Paragraph 6.05 will be adjusted and settled with the named insured that purchased the

policy. Such named insured shall act as fiduciary for the other insureds, and give notice to such other insureds that adjustment and settlement of a claim is in progress. Any other insured may state its position regarding a claim for insured loss in writing within 15 days after notice of such claim.

- B. Proceeds for such insured losses may be made payable by the insurer either jointly to multiple insureds, or to the named insured that purchased the policy in its own right and as fiduciary for other insureds, subject to the requirements of any applicable mortgage clause. A named insured receiving insurance proceeds under the builder's risk and other policies of insurance required by Paragraph 6.05 shall distribute such proceeds in accordance with such agreement as the parties in interest may reach, or as otherwise required under the dispute resolution provisions of this Contract or applicable Laws and Regulations.
- C. If no other special agreement is reached, the damaged Work shall be repaired or replaced, the money so received applied on account thereof, and the Work and the cost thereof covered by Change Order, if needed.

ARTICLE 7 – CONTRACTOR'S RESPONSIBILITIES

7.01 Supervision and Superintendence

- A. Contractor shall supervise, inspect, and direct the Work competently and efficiently, devoting such attention thereto and applying such skills and expertise as may be necessary to perform the Work in accordance with the Contract Documents. Contractor shall be solely responsible for the means, methods, techniques, sequences, and procedures of construction.
- B. At all times during the progress of the Work, Contractor shall assign a competent resident superintendent who shall not be replaced without written notice to Owner and Engineer except under extraordinary circumstances.

7.02 Labor; Working Hours

- A. Contractor shall provide competent, suitably qualified personnel to survey and lay out the Work and perform construction as required by the Contract Documents. Contractor shall at all times maintain good discipline and order at the Site.
- B. Except as otherwise required for the safety or protection of persons or the Work or property at the Site or adjacent thereto, and except as otherwise stated in the Contract Documents, all Work at the Site shall be performed during regular working hours, Monday through Friday. Contractor will not perform Work on a Saturday, Sunday, or any legal holiday. Contractor may perform Work outside regular working hours or on Saturdays, Sundays, or legal holidays only with Owner's written consent, which will not be unreasonably withheld.

7.03 Services, Materials, and Equipment

- A. Unless otherwise specified in the Contract Documents, Contractor shall provide and assume full responsibility for all services, materials, equipment, labor, transportation, construction equipment and machinery, tools, appliances, fuel, power, light, heat, telephone, water, sanitary facilities, temporary facilities, and all other facilities and incidentals necessary for the performance, testing, start up, and completion of the Work, whether or not such items are specifically called for in the Contract Documents.
- B. All materials and equipment incorporated into the Work shall be of good quality and new, except as otherwise provided in the Contract Documents. All special warranties and

guarantees required by the Specifications shall expressly run to the benefit of Owner. If required by Engineer, Contractor shall furnish satisfactory evidence (including reports of required tests) as to the source, kind, and quality of materials and equipment.

- C. All materials and equipment shall be stored, applied, installed, connected, erected, protected, used, cleaned, and conditioned in accordance with instructions of the applicable Supplier, except as otherwise may be provided in the Contract Documents.

7.04 "Or Equals"

- A. Whenever an item of material or equipment is specified or described in the Contract Documents by using the name of a proprietary item or the name of a particular Supplier, the Contract Price has been based upon Contractor furnishing such item as specified. The specification or description of such an item is intended to establish the type, function, appearance, and quality required. Unless the specification or description contains or is followed by words reading that no like, equivalent, or "or equal" item is permitted, Contractor may request that Engineer authorize the use of other items of material or equipment, or items from other proposed suppliers under the circumstances described below.
 - 1. If Engineer in its sole discretion determines that an item of material or equipment proposed by Contractor is functionally equal to that named and sufficiently similar so that no change in related Work will be required, Engineer shall deem it an "or equal" item. For the purposes of this paragraph, a proposed item of material or equipment will be considered functionally equal to an item so named if:
 - a. in the exercise of reasonable judgment Engineer determines that:
 - 1) it is at least equal in materials of construction, quality, durability, appearance, strength, and design characteristics;
 - 2) it will reliably perform at least equally well the function and achieve the results imposed by the design concept of the completed Project as a functioning whole;
 - 3) it has a proven record of performance and availability of responsive service; and
 - 4) it is not objectionable to Owner.
 - b. Contractor certifies that, if approved and incorporated into the Work:
 - 1) there will be no increase in cost to the Owner or increase in Contract Times; and
 - 2) it will conform substantially to the detailed requirements of the item named in the Contract Documents.
- B. *Contractor's Expense:* Contractor shall provide all data in support of any proposed "or equal" item at Contractor's expense.
- C. *Engineer's Evaluation and Determination:* Engineer will be allowed a reasonable time to evaluate each "or-equal" request. Engineer may require Contractor to furnish additional data about the proposed "or-equal" item. Engineer will be the sole judge of acceptability. No "or-equal" item will be ordered, furnished, installed, or utilized until Engineer's review is complete and Engineer determines that the proposed item is an "or-equal", which will be evidenced by an approved Shop Drawing or other written communication. Engineer will advise Contractor in writing of any negative determination.

- D. *Effect of Engineer's Determination:* Neither approval nor denial of an "or-equal" request shall result in any change in Contract Price. The Engineer's denial of an "or-equal" request shall be final and binding, and may not be reversed through an appeal under any provision of the Contract Documents.
- E. *Treatment as a Substitution Request:* If Engineer determines that an item of material or equipment proposed by Contractor does not qualify as an "or-equal" item, Contractor may request that Engineer considered the proposed item as a substitute pursuant to Paragraph 7.05.

7.05 *Substitutes*

- A. Unless the specification or description of an item of material or equipment required to be furnished under the Contract Documents contains or is followed by words reading that no substitution is permitted, Contractor may request that Engineer authorize the use of other items of material or equipment under the circumstances described below. To the extent possible such requests shall be made before commencement of related construction at the Site.
 - 1. Contractor shall submit sufficient information as provided below to allow Engineer to determine if the item of material or equipment proposed is functionally equivalent to that named and an acceptable substitute therefor. Engineer will not accept requests for review of proposed substitute items of material or equipment from anyone other than Contractor.
 - 2. The requirements for review by Engineer will be as set forth in Paragraph 7.05.B, as supplemented by the Specifications, and as Engineer may decide is appropriate under the circumstances.
 - 3. Contractor shall make written application to Engineer for review of a proposed substitute item of material or equipment that Contractor seeks to furnish or use. The application:
 - a. shall certify that the proposed substitute item will:
 - 1) perform adequately the functions and achieve the results called for by the general design,
 - 2) be similar in substance to that specified, and
 - 3) be suited to the same use as that specified.
 - b. will state:
 - 1) the extent, if any, to which the use of the proposed substitute item will necessitate a change in Contract Times,
 - 2) whether use of the proposed substitute item in the Work will require a change in any of the Contract Documents (or in the provisions of any other direct contract with Owner for other work on the Project) to adapt the design to the proposed substitute item, and
 - 3) whether incorporation or use of the proposed substitute item in connection with the Work is subject to payment of any license fee or royalty.
 - c. will identify:
 - 1) all variations of the proposed substitute item from that specified, and

- 2) available engineering, sales, maintenance, repair, and replacement services.
 - d. shall contain an itemized estimate of all costs or credits that will result directly or indirectly from use of such substitute item, including but not limited to changes in Contract Price, shared savings, costs of redesign, and claims of other contractors affected by any resulting change.
- B. *Engineer's Evaluation and Determination:* Engineer will be allowed a reasonable time to evaluate each substitute request, and to obtain comments and direction from Owner. Engineer may require Contractor to furnish additional data about the proposed substitute item. Engineer will be the sole judge of acceptability. No substitute will be ordered, furnished, installed, or utilized until Engineer's review is complete and Engineer determines that the proposed item is an acceptable substitute. Engineer's determination will be evidenced by a Field Order or a proposed Change Order accounting for the substitution itself and all related impacts, including changes in Contract Price or Contract Times. Engineer will advise Contractor in writing of any negative determination.
 - C. *Special Guarantee:* Owner may require Contractor to furnish at Contractor's expense a special performance guarantee or other surety with respect to any substitute.
 - D. *Reimbursement of Engineer's Cost:* Engineer will record Engineer's costs in evaluating a substitute proposed or submitted by Contractor. Whether or not Engineer approves a substitute so proposed or submitted by Contractor, Contractor shall reimburse Owner for the reasonable charges of Engineer for evaluating each such proposed substitute. Contractor shall also reimburse Owner for the reasonable charges of Engineer for making changes in the Contract Documents (or in the provisions of any other direct contract with Owner) resulting from the acceptance of each proposed substitute.
 - E. *Contractor's Expense:* Contractor shall provide all data in support of any proposed substitute at Contractor's expense.
 - F. *Effect of Engineer's Determination:* If Engineer approves the substitution request, Contractor shall execute the proposed Change Order and proceed with the substitution. The Engineer's denial of a substitution request shall be final and binding, and may not be reversed through an appeal under any provision of the Contract Documents. Contractor may challenge the scope of reimbursement costs imposed under Paragraph 7.05.D, by timely submittal of a Change Proposal.

7.06 *Concerning Subcontractors, Suppliers, and Others*

- A. Contractor may retain Subcontractors and Suppliers for the performance of parts of the Work. Such Subcontractors and Suppliers must be acceptable to Owner.
- B. Contractor shall retain specific Subcontractors, Suppliers, or other individuals or entities for the performance of designated parts of the Work if required by the Contract to do so.
- C. Subsequent to the submittal of Contractor's Bid or final negotiation of the terms of the Contract, Owner may not require Contractor to retain any Subcontractor, Supplier, or other individual or entity to furnish or perform any of the Work against which Contractor has reasonable objection.
- D. Prior to entry into any binding subcontract or purchase order, Contractor shall submit to Owner the identity of the proposed Subcontractor or Supplier (unless Owner has already deemed such proposed Subcontractor or Supplier acceptable, during the bidding process or otherwise). Such proposed Subcontractor or Supplier shall be deemed acceptable to Owner unless Owner raises a substantive, reasonable objection within five days.

- E. Owner may require the replacement of any Subcontractor, Supplier, or other individual or entity retained by Contractor to perform any part of the Work. Owner also may require Contractor to retain specific replacements; provided, however, that Owner may not require a replacement to which Contractor has a reasonable objection. If Contractor has submitted the identity of certain Subcontractors, Suppliers, or other individuals or entities for acceptance by Owner, and Owner has accepted it (either in writing or by failing to make written objection thereto), then Owner may subsequently revoke the acceptance of any such Subcontractor, Supplier, or other individual or entity so identified solely on the basis of substantive, reasonable objection after due investigation. Contractor shall submit an acceptable replacement for the rejected Subcontractor, Supplier, or other individual or entity.
- F. If Owner requires the replacement of any Subcontractor, Supplier, or other individual or entity retained by Contractor to perform any part of the Work, then Contractor shall be entitled to an adjustment in Contract Price or Contract Times, or both, with respect to the replacement; and Contractor shall initiate a Change Proposal for such adjustment within 30 days of Owner's requirement of replacement.
- G. No acceptance by Owner of any such Subcontractor, Supplier, or other individual or entity, whether initially or as a replacement, shall constitute a waiver of the right of Owner to the completion of the Work in accordance with the Contract Documents.
- H. On a monthly basis Contractor shall submit to Engineer a complete list of all Subcontractors and Suppliers having a direct contract with Contractor, and of all other Subcontractors and Suppliers known to Contractor at the time of submittal.
- I. Contractor shall be fully responsible to Owner and Engineer for all acts and omissions of the Subcontractors, Suppliers, and other individuals or entities performing or furnishing any of the Work just as Contractor is responsible for Contractor's own acts and omissions.
- J. Contractor shall be solely responsible for scheduling and coordinating the work of Subcontractors, Suppliers, and all other individuals or entities performing or furnishing any of the Work.
- K. Contractor shall restrict all Subcontractors, Suppliers, and such other individuals or entities performing or furnishing any of the Work from communicating with Engineer or Owner, except through Contractor or in case of an emergency, or as otherwise expressly allowed herein.
- L. The divisions and sections of the Specifications and the identifications of any Drawings shall not control Contractor in dividing the Work among Subcontractors or Suppliers or delineating the Work to be performed by any specific trade.
- M. All Work performed for Contractor by a Subcontractor or Supplier shall be pursuant to an appropriate contractual agreement that specifically binds the Subcontractor or Supplier to the applicable terms and conditions of the Contract Documents for the benefit of Owner and Engineer.
- N. Owner may furnish to any Subcontractor or Supplier, to the extent practicable, information about amounts paid to Contractor on account of Work performed for Contractor by the particular Subcontractor or Supplier.

- O. Nothing in the Contract Documents:
1. shall create for the benefit of any such Subcontractor, Supplier, or other individual or entity any contractual relationship between Owner or Engineer and any such Subcontractor, Supplier, or other individual or entity; nor
 2. shall create any obligation on the part of Owner or Engineer to pay or to see to the payment of any money due any such Subcontractor, Supplier, or other individual or entity except as may otherwise be required by Laws and Regulations.

7.07 *Patent Fees and Royalties*

- A. Contractor shall pay all license fees and royalties and assume all costs incident to the use in the performance of the Work or the incorporation in the Work of any invention, design, process, product, or device which is the subject of patent rights or copyrights held by others. If a particular invention, design, process, product, or device is specified in the Contract Documents for use in the performance of the Work and if, to the actual knowledge of Owner or Engineer, its use is subject to patent rights or copyrights calling for the payment of any license fee or royalty to others, the existence of such rights shall be disclosed by Owner in the Contract Documents.
- B. To the fullest extent permitted by Laws and Regulations, Owner shall indemnify and hold harmless Contractor, and its officers, directors, members, partners, employees, agents, consultants, and subcontractors from and against all claims, costs, losses, and damages (including but not limited to all fees and charges of engineers, architects, attorneys, and other professionals, and all court or arbitration or other dispute resolution costs) arising out of or relating to any infringement of patent rights or copyrights incident to the use in the performance of the Work or resulting from the incorporation in the Work of any invention, design, process, product, or device specified in the Contract Documents, but not identified as being subject to payment of any license fee or royalty to others required by patent rights or copyrights.
- C. To the fullest extent permitted by Laws and Regulations, Contractor shall indemnify and hold harmless Owner and Engineer, and the officers, directors, members, partners, employees, agents, consultants and subcontractors of each and any of them from and against all claims, costs, losses, and damages (including but not limited to all fees and charges of engineers, architects, attorneys, and other professionals and all court or arbitration or other dispute resolution costs) arising out of or relating to any infringement of patent rights or copyrights incident to the use in the performance of the Work or resulting from the incorporation in the Work of any invention, design, process, product, or device not specified in the Contract Documents.

7.08 *Permits*

- A. Unless otherwise provided in the Contract Documents, Contractor shall obtain and pay for all construction permits and licenses. Owner shall assist Contractor, when necessary, in obtaining such permits and licenses. Contractor shall pay all governmental charges and inspection fees necessary for the prosecution of the Work which are applicable at the time of the submission of Contractor's Bid (or when Contractor became bound under a negotiated contract). Owner shall pay all charges of utility owners for connections for providing permanent service to the Work

7.09 *Taxes*

- A. Contractor shall pay all sales, consumer, use, and other similar taxes required to be paid by Contractor in accordance with the Laws and Regulations of the place of the Project which are applicable during the performance of the Work.

7.10 *Laws and Regulations*

- A. Contractor shall give all notices required by and shall comply with all Laws and Regulations applicable to the performance of the Work. Except where otherwise expressly required by applicable Laws and Regulations, neither Owner nor Engineer shall be responsible for monitoring Contractor's compliance with any Laws or Regulations.
- B. If Contractor performs any Work or takes any other action knowing or having reason to know that it is contrary to Laws or Regulations, Contractor shall bear all resulting costs and losses, and shall indemnify and hold harmless Owner and Engineer, and the officers, directors, members, partners, employees, agents, consultants, and subcontractors of each and any of them from and against all claims, costs, losses, and damages (including but not limited to all fees and charges of engineers, architects, attorneys, and other professionals and all court or arbitration or other dispute resolution costs) arising out of or relating to such Work or other action. It shall not be Contractor's responsibility to make certain that the Work described in the Contract Documents is in accordance with Laws and Regulations, but this shall not relieve Contractor of Contractor's obligations under Paragraph 3.03.
- C. Owner or Contractor may give notice to the other party of any changes after the submission of Contractor's Bid (or after the date when Contractor became bound under a negotiated contract) in Laws or Regulations having an effect on the cost or time of performance of the Work, including but not limited to changes in Laws or Regulations having an effect on procuring permits and on sales, use, value-added, consumption, and other similar taxes. If Owner and Contractor are unable to agree on entitlement to or on the amount or extent, if any, of any adjustment in Contract Price or Contract Times resulting from such changes, then within 30 days of such notice Contractor may submit a Change Proposal, or Owner may initiate a Claim.

7.11 *Record Documents*

- A. Contractor shall maintain in a safe place at the Site one printed record copy of all Drawings, Specifications, Addenda, Change Orders, Work Change Directives, Field Orders, written interpretations and clarifications, and approved Shop Drawings. Contractor shall keep such record documents in good order and annotate them to show changes made during construction. These record documents, together with all approved Samples, will be available to Engineer for reference. Upon completion of the Work, Contractor shall deliver these record documents to Engineer.

7.12 *Safety and Protection*

- A. Contractor shall be solely responsible for initiating, maintaining, and supervising all safety precautions and programs in connection with the Work. Such responsibility does not relieve Subcontractors of their responsibility for the safety of persons or property in the performance of their work, nor for compliance with applicable safety Laws and Regulations. Contractor shall take all necessary precautions for the safety of, and shall provide the necessary protection to prevent damage, injury, or loss to:
 - 1. all persons on the Site or who may be affected by the Work;

2. all the Work and materials and equipment to be incorporated therein, whether in storage on or off the Site; and
 3. other property at the Site or adjacent thereto, including trees, shrubs, lawns, walks, pavements, roadways, structures, other work in progress, utilities, and Underground Facilities not designated for removal, relocation, or replacement in the course of construction.
- B. Contractor shall comply with all applicable Laws and Regulations relating to the safety of persons or property, or to the protection of persons or property from damage, injury, or loss; and shall erect and maintain all necessary safeguards for such safety and protection. Contractor shall notify Owner; the owners of adjacent property, Underground Facilities, and other utilities; and other contractors and utility owners performing work at or adjacent to the Site, when prosecution of the Work may affect them, and shall cooperate with them in the protection, removal, relocation, and replacement of their property or work in progress.
 - C. Contractor shall comply with the applicable requirements of Owner's safety programs, if any. The Supplementary Conditions identify any Owner's safety programs that are applicable to the Work.
 - D. Contractor shall inform Owner and Engineer of the specific requirements of Contractor's safety program with which Owner's and Engineer's employees and representatives must comply while at the Site.
 - E. All damage, injury, or loss to any property referred to in Paragraph 7.12.A.2 or 7.12.A.3 caused, directly or indirectly, in whole or in part, by Contractor, any Subcontractor, Supplier, or any other individual or entity directly or indirectly employed by any of them to perform any of the Work, or anyone for whose acts any of them may be liable, shall be remedied by Contractor at its expense (except damage or loss attributable to the fault of Drawings or Specifications or to the acts or omissions of Owner or Engineer or anyone employed by any of them, or anyone for whose acts any of them may be liable, and not attributable, directly or indirectly, in whole or in part, to the fault or negligence of Contractor or any Subcontractor, Supplier, or other individual or entity directly or indirectly employed by any of them).
 - F. Contractor's duties and responsibilities for safety and protection shall continue until such time as all the Work is completed and Engineer has issued a notice to Owner and Contractor in accordance with Paragraph 15.06.B that the Work is acceptable (except as otherwise expressly provided in connection with Substantial Completion).
 - G. Contractor's duties and responsibilities for safety and protection shall resume whenever Contractor or any Subcontractor or Supplier returns to the Site to fulfill warranty or correction obligations, or to conduct other tasks arising from the Contract Documents.

7.13 *Safety Representative*

- A. Contractor shall designate a qualified and experienced safety representative at the Site whose duties and responsibilities shall be the prevention of accidents and the maintaining and supervising of safety precautions and programs.

7.14 *Hazard Communication Programs*

- A. Contractor shall be responsible for coordinating any exchange of material safety data sheets or other hazard communication information required to be made available to or

exchanged between or among employers at the Site in accordance with Laws or Regulations.

7.15 *Emergencies*

- A. In emergencies affecting the safety or protection of persons or the Work or property at the Site or adjacent thereto, Contractor is obligated to act to prevent threatened damage, injury, or loss. Contractor shall give Engineer prompt written notice if Contractor believes that any significant changes in the Work or variations from the Contract Documents have been caused thereby or are required as a result thereof. If Engineer determines that a change in the Contract Documents is required because of the action taken by Contractor in response to such an emergency, a Work Change Directive or Change Order will be issued.

7.16 *Shop Drawings, Samples, and Other Submittals*

A. *Shop Drawing and Sample Submittal Requirements:*

1. Before submitting a Shop Drawing or Sample, Contractor shall have:
 - a. reviewed and coordinated the Shop Drawing or Sample with other Shop Drawings and Samples and with the requirements of the Work and the Contract Documents;
 - b. determined and verified all field measurements, quantities, dimensions, specified performance and design criteria, installation requirements, materials, catalog numbers, and similar information with respect thereto;
 - c. determined and verified the suitability of all materials and equipment offered with respect to the indicated application, fabrication, shipping, handling, storage, assembly, and installation pertaining to the performance of the Work; and
 - d. determined and verified all information relative to Contractor's responsibilities for means, methods, techniques, sequences, and procedures of construction, and safety precautions and programs incident thereto.
2. Each submittal shall bear a stamp or specific written certification that Contractor has satisfied Contractor's obligations under the Contract Documents with respect to Contractor's review of that submittal, and that Contractor approves the submittal.
3. With each submittal, Contractor shall give Engineer specific written notice of any variations that the Shop Drawing or Sample may have from the requirements of the Contract Documents. This notice shall be set forth in a written communication separate from the Shop Drawings or Sample submittal; and, in addition, in the case of Shop Drawings by a specific notation made on each Shop Drawing submitted to Engineer for review and approval of each such variation.

- B. *Submittal Procedures for Shop Drawings and Samples:* Contractor shall submit Shop Drawings and Samples to Engineer for review and approval in accordance with the accepted Schedule of Submittals. Each submittal will be identified as Engineer may require.

1. *Shop Drawings:*

- a. Contractor shall submit the number of copies required in the Specifications.
- b. Data shown on the Shop Drawings will be complete with respect to quantities, dimensions, specified performance and design criteria, materials, and similar data to show Engineer the services, materials, and equipment Contractor proposes to

provide and to enable Engineer to review the information for the limited purposes required by Paragraph 7.16.D.

2. *Samples:*
 - a. Contractor shall submit the number of Samples required in the Specifications.
 - b. Contractor shall clearly identify each Sample as to material, Supplier, pertinent data such as catalog numbers, the use for which intended and other data as Engineer may require to enable Engineer to review the submittal for the limited purposes required by Paragraph 7.16.D.
 3. Where a Shop Drawing or Sample is required by the Contract Documents or the Schedule of Submittals, any related Work performed prior to Engineer's review and approval of the pertinent submittal will be at the sole expense and responsibility of Contractor.
- C. *Other Submittals:* Contractor shall submit other submittals to Engineer in accordance with the accepted Schedule of Submittals, and pursuant to the applicable terms of the Specifications.
- D. *Engineer's Review:*
1. Engineer will provide timely review of Shop Drawings and Samples in accordance with the Schedule of Submittals acceptable to Engineer. Engineer's review and approval will be only to determine if the items covered by the submittals will, after installation or incorporation in the Work, conform to the information given in the Contract Documents and be compatible with the design concept of the completed Project as a functioning whole as indicated by the Contract Documents.
 2. Engineer's review and approval will not extend to means, methods, techniques, sequences, or procedures of construction or to safety precautions or programs incident thereto.
 3. Engineer's review and approval of a separate item as such will not indicate approval of the assembly in which the item functions.
 4. Engineer's review and approval of a Shop Drawing or Sample shall not relieve Contractor from responsibility for any variation from the requirements of the Contract Documents unless Contractor has complied with the requirements of Paragraph 7.16.A.3 and Engineer has given written approval of each such variation by specific written notation thereof incorporated in or accompanying the Shop Drawing or Sample. Engineer will document any such approved variation from the requirements of the Contract Documents in a Field Order.
 5. Engineer's review and approval of a Shop Drawing or Sample shall not relieve Contractor from responsibility for complying with the requirements of Paragraph 7.16.A and B.
 6. Engineer's review and approval of a Shop Drawing or Sample, or of a variation from the requirements of the Contract Documents, shall not, under any circumstances, change the Contract Times or Contract Price, unless such changes are included in a Change Order.
 7. Neither Engineer's receipt, review, acceptance or approval of a Shop Drawing, Sample, or other submittal shall result in such item becoming a Contract Document.

8. Contractor shall perform the Work in compliance with the requirements and commitments set forth in approved Shop Drawings and Samples, subject to the provisions of Paragraph 7.16.D.4.

E. *Resubmittal Procedures:*

1. Contractor shall make corrections required by Engineer and shall return the required number of corrected copies of Shop Drawings and submit, as required, new Samples for review and approval. Contractor shall direct specific attention in writing to revisions other than the corrections called for by Engineer on previous submittals.
2. Contractor shall furnish required submittals with sufficient information and accuracy to obtain required approval of an item with no more than three submittals. Engineer will record Engineer's time for reviewing a fourth or subsequent submittal of a Shop Drawings, sample, or other item requiring approval, and Contractor shall be responsible for Engineer's charges to Owner for such time. Owner may impose a set-off against payments due to Contractor to secure reimbursement for such charges.
3. If Contractor requests a change of a previously approved submittal item, Contractor shall be responsible for Engineer's charges to Owner for its review time, and Owner may impose a set-off against payments due to Contractor to secure reimbursement for such charges, unless the need for such change is beyond the control of Contractor.

7.17 *Contractor's General Warranty and Guarantee*

- A. Contractor warrants and guarantees to Owner that all Work will be in accordance with the Contract Documents and will not be defective. Engineer and its officers, directors, members, partners, employees, agents, consultants, and subcontractors shall be entitled to rely on Contractor's warranty and guarantee.
- B. Contractor's warranty and guarantee hereunder excludes defects or damage caused by:
 1. abuse, modification, or improper maintenance or operation by persons other than Contractor, Subcontractors, Suppliers, or any other individual or entity for whom Contractor is responsible; or
 2. normal wear and tear under normal usage.
- C. Contractor's obligation to perform and complete the Work in accordance with the Contract Documents shall be absolute. None of the following will constitute an acceptance of Work that is not in accordance with the Contract Documents or a release of Contractor's obligation to perform the Work in accordance with the Contract Documents:
 1. observations by Engineer;
 2. recommendation by Engineer or payment by Owner of any progress or final payment;
 3. the issuance of a certificate of Substantial Completion by Engineer or any payment related thereto by Owner;
 4. use or occupancy of the Work or any part thereof by Owner;
 5. any review and approval of a Shop Drawing or Sample submittal;
 6. the issuance of a notice of acceptability by Engineer;
 7. any inspection, test, or approval by others; or
 8. any correction of defective Work by Owner.

- D. If the Contract requires the Contractor to accept the assignment of a contract entered into by Owner, then the specific warranties, guarantees, and correction obligations contained in the assigned contract shall govern with respect to Contractor's performance obligations to Owner for the Work described in the assigned contract.

7.18 *Indemnification*

- A. To the fullest extent permitted by Laws and Regulations, and in addition to any other obligations of Contractor under the Contract or otherwise, Contractor shall indemnify and hold harmless Owner and Engineer, and the officers, directors, members, partners, employees, agents, consultants and subcontractors of each and any of them from and against all claims, costs, losses, and damages (including but not limited to all fees and charges of engineers, architects, attorneys, and other professionals and all court or arbitration or other dispute resolution costs) arising out of or relating to the performance of the Work, provided that any such claim, cost, loss, or damage is attributable to bodily injury, sickness, disease, or death, or to injury to or destruction of tangible property (other than the Work itself), including the loss of use resulting therefrom but only to the extent caused by any negligent act or omission of Contractor, any Subcontractor, any Supplier, or any individual or entity directly or indirectly employed by any of them to perform any of the Work or anyone for whose acts any of them may be liable.
- B. In any and all claims against Owner or Engineer or any of their officers, directors, members, partners, employees, agents, consultants, or subcontractors by any employee (or the survivor or personal representative of such employee) of Contractor, any Subcontractor, any Supplier, or any individual or entity directly or indirectly employed by any of them to perform any of the Work, or anyone for whose acts any of them may be liable, the indemnification obligation under Paragraph 7.18.A shall not be limited in any way by any limitation on the amount or type of damages, compensation, or benefits payable by or for Contractor or any such Subcontractor, Supplier, or other individual or entity under workers' compensation acts, disability benefit acts, or other employee benefit acts.
- C. The indemnification obligations of Contractor under Paragraph 7.18.A shall not extend to the liability of Engineer and Engineer's officers, directors, members, partners, employees, agents, consultants and subcontractors arising out of:
 - 1. the preparation or approval of, or the failure to prepare or approve maps, Drawings, opinions, reports, surveys, Change Orders, designs, or Specifications; or
 - 2. giving directions or instructions, or failing to give them, if that is the primary cause of the injury or damage.

7.19 *Delegation of Professional Design Services*

- A. Contractor will not be required to provide professional design services unless such services are specifically required by the Contract Documents for a portion of the Work or unless such services are required to carry out Contractor's responsibilities for construction means, methods, techniques, sequences and procedures. Contractor shall not be required to provide professional services in violation of applicable Laws and Regulations.
- B. If professional design services or certifications by a design professional related to systems, materials, or equipment are specifically required of Contractor by the Contract Documents, Owner and Engineer will specify all performance and design criteria that such services must satisfy. Contractor shall cause such services or certifications to be provided by a properly licensed professional, whose signature and seal shall appear on all drawings, calculations, specifications, certifications, and other submittals prepared by such professional. Shop

Drawings and other submittals related to the Work designed or certified by such professional, if prepared by others, shall bear such professional's written approval when submitted to Engineer.

- C. Owner and Engineer shall be entitled to rely upon the adequacy, accuracy, and completeness of the services, certifications, or approvals performed by such design professionals, provided Owner and Engineer have specified to Contractor all performance and design criteria that such services must satisfy.
- D. Pursuant to this paragraph, Engineer's review and approval of design calculations and design drawings will be only for the limited purpose of checking for conformance with performance and design criteria given and the design concept expressed in the Contract Documents. Engineer's review and approval of Shop Drawings and other submittals (except design calculations and design drawings) will be only for the purpose stated in Paragraph 7.16.D.1.
- E. Contractor shall not be responsible for the adequacy of the performance or design criteria specified by Owner or Engineer.

ARTICLE 8 – OTHER WORK AT THE SITE

8.01 *Other Work*

- A. In addition to and apart from the Work under the Contract Documents, the Owner may perform other work at or adjacent to the Site. Such other work may be performed by Owner's employees, or through contracts between the Owner and third parties. Owner may also arrange to have third-party utility owners perform work on their utilities and facilities at or adjacent to the Site.
- B. If Owner performs other work at or adjacent to the Site with Owner's employees, or through contracts for such other work, then Owner shall give Contractor written notice thereof prior to starting any such other work. If Owner has advance information regarding the start of any utility work at or adjacent to the Site, Owner shall provide such information to Contractor.
- C. Contractor shall afford each other contractor that performs such other work, each utility owner performing other work, and Owner, if Owner is performing other work with Owner's employees, proper and safe access to the Site, and provide a reasonable opportunity for the introduction and storage of materials and equipment and the execution of such other work. Contractor shall do all cutting, fitting, and patching of the Work that may be required to properly connect or otherwise make its several parts come together and properly integrate with such other work. Contractor shall not endanger any work of others by cutting, excavating, or otherwise altering such work; provided, however, that Contractor may cut or alter others' work with the written consent of Engineer and the others whose work will be affected.
- D. If the proper execution or results of any part of Contractor's Work depends upon work performed by others under this Article 8, Contractor shall inspect such other work and promptly report to Engineer in writing any delays, defects, or deficiencies in such other work that render it unavailable or unsuitable for the proper execution and results of Contractor's Work. Contractor's failure to so report will constitute an acceptance of such other work as fit and proper for integration with Contractor's Work except for latent defects and deficiencies in such other work.

8.02 *Coordination*

- A. If Owner intends to contract with others for the performance of other work at or adjacent to the Site, to perform other work at or adjacent to the Site with Owner's employees, or to arrange to have utility owners perform work at or adjacent to the Site, the following will be set forth in the Supplementary Conditions or provided to Contractor prior to the start of any such other work:
 - 1. the identity of the individual or entity that will have authority and responsibility for coordination of the activities among the various contractors;
 - 2. an itemization of the specific matters to be covered by such authority and responsibility; and
 - 3. the extent of such authority and responsibilities.
- B. Unless otherwise provided in the Supplementary Conditions, Owner shall have sole authority and responsibility for such coordination.

8.03 *Legal Relationships*

- A. If, in the course of performing other work at or adjacent to the Site for Owner, the Owner's employees, any other contractor working for Owner, or any utility owner causes damage to the Work or to the property of Contractor or its Subcontractors, or delays, disrupts, interferes with, or increases the scope or cost of the performance of the Work, through actions or inaction, then Contractor shall be entitled to an equitable adjustment in the Contract Price or the Contract Times, or both. Contractor must submit any Change Proposal seeking an equitable adjustment in the Contract Price or the Contract Times under this paragraph within 30 days of the damaging, delaying, disrupting, or interfering event. The entitlement to, and extent of, any such equitable adjustment shall take into account information (if any) regarding such other work that was provided to Contractor in the Contract Documents prior to the submittal of the Bid or the final negotiation of the terms of the Contract. When applicable, any such equitable adjustment in Contract Price shall be conditioned on Contractor assigning to Owner all Contractor's rights against such other contractor or utility owner with respect to the damage, delay, disruption, or interference that is the subject of the adjustment. Contractor's entitlement to an adjustment of the Contract Times is conditioned on such adjustment being essential to Contractor's ability to complete the Work within the Contract Times.
- B. Contractor shall take reasonable and customary measures to avoid damaging, delaying, disrupting, or interfering with the work of Owner, any other contractor, or any utility owner performing other work at or adjacent to the Site. If Contractor fails to take such measures and as a result damages, delays, disrupts, or interferes with the work of any such other contractor or utility owner, then Owner may impose a set-off against payments due to Contractor, and assign to such other contractor or utility owner the Owner's contractual rights against Contractor with respect to the breach of the obligations set forth in this paragraph.
- C. When Owner is performing other work at or adjacent to the Site with Owner's employees, Contractor shall be liable to Owner for damage to such other work, and for the reasonable direct delay, disruption, and interference costs incurred by Owner as a result of Contractor's failure to take reasonable and customary measures with respect to Owner's other work. In response to such damage, delay, disruption, or interference, Owner may impose a set-off against payments due to Contractor.

- D. If Contractor damages, delays, disrupts, or interferes with the work of any other contractor, or any utility owner performing other work at or adjacent to the Site, through Contractor's failure to take reasonable and customary measures to avoid such impacts, or if any claim arising out of Contractor's actions, inactions, or negligence in performance of the Work at or adjacent to the Site is made by any such other contractor or utility owner against Contractor, Owner, or Engineer, then Contractor shall (1) promptly attempt to settle the claim as to all parties through negotiations with such other contractor or utility owner, or otherwise resolve the claim by arbitration or other dispute resolution proceeding or at law, and (2) indemnify and hold harmless Owner and Engineer, and the officers, directors, members, partners, employees, agents, consultants and subcontractors of each and any of them from and against any such claims, and against all costs, losses, and damages (including but not limited to all fees and charges of engineers, architects, attorneys, and other professionals and all court or arbitration or other dispute resolution costs) arising out of or relating to such damage, delay, disruption, or interference.

ARTICLE 9 – OWNER'S RESPONSIBILITIES

9.01 *Communications to Contractor*

- A. Except as otherwise provided in these General Conditions, Owner shall issue all communications to Contractor through Engineer.

9.02 *Replacement of Engineer*

- A. Owner may at its discretion appoint an engineer to replace Engineer, provided Contractor makes no reasonable objection to the replacement engineer. The replacement engineer's status under the Contract Documents shall be that of the former Engineer.

9.03 *Furnish Data*

- A. Owner shall promptly furnish the data required of Owner under the Contract Documents.

9.04 *Pay When Due*

- A. Owner shall make payments to Contractor when they are due as provided in the Agreement.

9.05 *Lands and Easements; Reports, Tests, and Drawings*

- A. Owner's duties with respect to providing lands and easements are set forth in Paragraph 5.01.
- B. Owner's duties with respect to providing engineering surveys to establish reference points are set forth in Paragraph 4.03.
- C. Article 5 refers to Owner's identifying and making available to Contractor copies of reports of explorations and tests of conditions at the Site, and drawings of physical conditions relating to existing surface or subsurface structures at the Site.

9.06 *Insurance*

- A. Owner's responsibilities, if any, with respect to purchasing and maintaining liability and property insurance are set forth in Article 6.

9.07 *Change Orders*

- A. Owner's responsibilities with respect to Change Orders are set forth in Article 11.

9.08 *Inspections, Tests, and Approvals*

- A. Owner's responsibility with respect to certain inspections, tests, and approvals is set forth in Paragraph 14.02.B.

9.09 *Limitations on Owner's Responsibilities*

- A. The Owner shall not supervise, direct, or have control or authority over, nor be responsible for, Contractor's means, methods, techniques, sequences, or procedures of construction, or the safety precautions and programs incident thereto, or for any failure of Contractor to comply with Laws and Regulations applicable to the performance of the Work. Owner will not be responsible for Contractor's failure to perform the Work in accordance with the Contract Documents.

9.10 *Undisclosed Hazardous Environmental Condition*

- A. Owner's responsibility in respect to an undisclosed Hazardous Environmental Condition is set forth in Paragraph 5.06.

9.11 *Evidence of Financial Arrangements*

- A. Upon request of Contractor, Owner shall furnish Contractor reasonable evidence that financial arrangements have been made to satisfy Owner's obligations under the Contract Documents (including obligations under proposed changes in the Work).

9.12 *Safety Programs*

- A. While at the Site, Owner's employees and representatives shall comply with the specific applicable requirements of Contractor's safety programs of which Owner has been informed.
- B. Owner shall furnish copies of any applicable Owner safety programs to Contractor.

ARTICLE 10 – ENGINEER'S STATUS DURING CONSTRUCTION

10.01 *Owner's Representative*

- A. Engineer will be Owner's representative during the construction period. The duties and responsibilities and the limitations of authority of Engineer as Owner's representative during construction are set forth in the Contract.

10.02 *Visits to Site*

- A. Engineer will make visits to the Site at intervals appropriate to the various stages of construction as Engineer deems necessary in order to observe as an experienced and qualified design professional the progress that has been made and the quality of the various aspects of Contractor's executed Work. Based on information obtained during such visits and observations, Engineer, for the benefit of Owner, will determine, in general, if the Work is proceeding in accordance with the Contract Documents. Engineer will not be required to make exhaustive or continuous inspections on the Site to check the quality or quantity of the Work. Engineer's efforts will be directed toward providing for Owner a greater degree of confidence that the completed Work will conform generally to the Contract Documents. On the basis of such visits and observations, Engineer will keep Owner informed of the progress of the Work and will endeavor to guard Owner against defective Work.
- B. Engineer's visits and observations are subject to all the limitations on Engineer's authority and responsibility set forth in Paragraph 10.08. Particularly, but without limitation, during

or as a result of Engineer's visits or observations of Contractor's Work, Engineer will not supervise, direct, control, or have authority over or be responsible for Contractor's means, methods, techniques, sequences, or procedures of construction, or the safety precautions and programs incident thereto, or for any failure of Contractor to comply with Laws and Regulations applicable to the performance of the Work.

10.03 *Project Representative*

- A. If Owner and Engineer have agreed that Engineer will furnish a Resident Project Representative to represent Engineer at the Site and assist Engineer in observing the progress and quality of the Work, then the authority and responsibilities of any such Resident Project Representative will be as provided in the Supplementary Conditions, and limitations on the responsibilities thereof will be as provided in Paragraph 10.08. If Owner designates another representative or agent to represent Owner at the Site who is not Engineer's consultant, agent, or employee, the responsibilities and authority and limitations thereon of such other individual or entity will be as provided in the Supplementary Conditions.

10.04 *Rejecting Defective Work*

- A. Engineer has the authority to reject Work in accordance with Article 14.

10.05 *Shop Drawings, Change Orders and Payments*

- A. Engineer's authority, and limitations thereof, as to Shop Drawings and Samples, are set forth in Paragraph 7.16.
- B. Engineer's authority, and limitations thereof, as to design calculations and design drawings submitted in response to a delegation of professional design services, if any, are set forth in Paragraph 7.19.
- C. Engineer's authority as to Change Orders is set forth in Article 11.
- D. Engineer's authority as to Applications for Payment is set forth in Article 15.

10.06 *Determinations for Unit Price Work*

- A. Engineer will determine the actual quantities and classifications of Unit Price Work performed by Contractor as set forth in Paragraph 13.03.

10.07 *Decisions on Requirements of Contract Documents and Acceptability of Work*

- A. Engineer will render decisions regarding the requirements of the Contract Documents, and judge the acceptability of the Work, pursuant to the specific procedures set forth herein for initial interpretations, Change Proposals, and acceptance of the Work. In rendering such decisions and judgments, Engineer will not show partiality to Owner or Contractor, and will not be liable to Owner, Contractor, or others in connection with any proceedings, interpretations, decisions, or judgments conducted or rendered in good faith.

10.08 *Limitations on Engineer's Authority and Responsibilities*

- A. Neither Engineer's authority or responsibility under this Article 10 or under any other provision of the Contract, nor any decision made by Engineer in good faith either to exercise or not exercise such authority or responsibility or the undertaking, exercise, or performance of any authority or responsibility by Engineer, shall create, impose, or give rise to any duty in contract, tort, or otherwise owed by Engineer to Contractor, any Subcontractor, any Supplier, any other individual or entity, or to any surety for or employee or agent of any of them.

- B. Engineer will not supervise, direct, control, or have authority over or be responsible for Contractor's means, methods, techniques, sequences, or procedures of construction, or the safety precautions and programs incident thereto, or for any failure of Contractor to comply with Laws and Regulations applicable to the performance of the Work. Engineer will not be responsible for Contractor's failure to perform the Work in accordance with the Contract Documents.
- C. Engineer will not be responsible for the acts or omissions of Contractor or of any Subcontractor, any Supplier, or of any other individual or entity performing any of the Work.
- D. Engineer's review of the final Application for Payment and accompanying documentation and all maintenance and operating instructions, schedules, guarantees, bonds, certificates of inspection, tests and approvals, and other documentation required to be delivered by Paragraph 15.06.A will only be to determine generally that their content complies with the requirements of, and in the case of certificates of inspections, tests, and approvals, that the results certified indicate compliance with the Contract Documents.
- E. The limitations upon authority and responsibility set forth in this Paragraph 10.08 shall also apply to the Resident Project Representative, if any.

10.09 *Compliance with Safety Program*

- A. While at the Site, Engineer's employees and representatives will comply with the specific applicable requirements of Owner's and Contractor's safety programs (if any) of which Engineer has been informed.

ARTICLE 11 – AMENDING THE CONTRACT DOCUMENTS; CHANGES IN THE WORK

11.01 *Amending and Supplementing Contract Documents*

- A. The Contract Documents may be amended or supplemented by a Change Order, a Work Change Directive, or a Field Order.
 - 1. *Change Orders:*
 - a. If an amendment or supplement to the Contract Documents includes a change in the Contract Price or the Contract Times, such amendment or supplement must be set forth in a Change Order. A Change Order also may be used to establish amendments and supplements of the Contract Documents that do not affect the Contract Price or Contract Times.
 - b. Owner and Contractor may amend those terms and conditions of the Contract Documents that do not involve (1) the performance or acceptability of the Work, (2) the design (as set forth in the Drawings, Specifications, or otherwise), or (3) other engineering or technical matters, without the recommendation of the Engineer. Such an amendment shall be set forth in a Change Order.
 - 2. *Work Change Directives:* A Work Change Directive will not change the Contract Price or the Contract Times but is evidence that the parties expect that the modification ordered or documented by a Work Change Directive will be incorporated in a subsequently issued Change Order, following negotiations by the parties as to the Work Change Directive's effect, if any, on the Contract Price and Contract Times; or, if negotiations are unsuccessful, by a determination under the terms of the Contract Documents governing adjustments, expressly including Paragraph 11.04 regarding change of Contract Price. Contractor must submit any Change Proposal seeking an

adjustment of the Contract Price or the Contract Times, or both, no later than 30 days after the completion of the Work set out in the Work Change Directive. Owner must submit any Claim seeking an adjustment of the Contract Price or the Contract Times, or both, no later than 60 days after issuance of the Work Change Directive.

3. *Field Orders*: Engineer may authorize minor changes in the Work if the changes do not involve an adjustment in the Contract Price or the Contract Times and are compatible with the design concept of the completed Project as a functioning whole as indicated by the Contract Documents. Such changes will be accomplished by a Field Order and will be binding on Owner and also on Contractor, which shall perform the Work involved promptly. If Contractor believes that a Field Order justifies an adjustment in the Contract Price or Contract Times, or both, then before proceeding with the Work at issue, Contractor shall submit a Change Proposal as provided herein.

11.02 *Owner-Authorized Changes in the Work*

- A. Without invalidating the Contract and without notice to any surety, Owner may, at any time or from time to time, order additions, deletions, or revisions in the Work. Such changes shall be supported by Engineer's recommendation, to the extent the change involves the design (as set forth in the Drawings, Specifications, or otherwise), or other engineering or technical matters. Such changes may be accomplished by a Change Order, if Owner and Contractor have agreed as to the effect, if any, of the changes on Contract Times or Contract Price; or by a Work Change Directive. Upon receipt of any such document, Contractor shall promptly proceed with the Work involved; or, in the case of a deletion in the Work, promptly cease construction activities with respect to such deleted Work. Added or revised Work shall be performed under the applicable conditions of the Contract Documents. Nothing in this paragraph shall obligate Contractor to undertake work that Contractor reasonably concludes cannot be performed in a manner consistent with Contractor's safety obligations under the Contract Documents or Laws and Regulations.

11.03 *Unauthorized Changes in the Work*

- A. Contractor shall not be entitled to an increase in the Contract Price or an extension of the Contract Times with respect to any work performed that is not required by the Contract Documents, as amended, modified, or supplemented, except in the case of an emergency as provided in Paragraph 7.15 or in the case of uncovering Work as provided in Paragraph 14.05.

11.04 *Change of Contract Price*

- A. The Contract Price may only be changed by a Change Order. Any Change Proposal for an adjustment in the Contract Price shall comply with the provisions of Paragraph 11.06. Any Claim for an adjustment of Contract Price shall comply with the provisions of Article 12.
- B. An adjustment in the Contract Price will be determined as follows:
 1. where the Work involved is covered by unit prices contained in the Contract Documents, then by application of such unit prices to the quantities of the items involved (subject to the provisions of Paragraph 13.03); or
 2. where the Work involved is not covered by unit prices contained in the Contract Documents, then by a mutually agreed lump sum (which may include an allowance for overhead and profit not necessarily in accordance with Paragraph 11.04.C.2); or
 3. where the Work involved is not covered by unit prices contained in the Contract Documents and the parties do not reach mutual agreement to a lump sum, then on

the basis of the Cost of the Work (determined as provided in Paragraph 13.01) plus a Contractor's fee for overhead and profit (determined as provided in Paragraph 11.04.C).

- C. *Contractor's Fee*: When applicable, the Contractor's fee for overhead and profit shall be determined as follows:
1. a mutually acceptable fixed fee; or
 2. if a fixed fee is not agreed upon, then a fee based on the following percentages of the various portions of the Cost of the Work:
 - a. for costs incurred under Paragraphs 13.01.B.1 and 13.01.B.2, the Contractor's fee shall be 15 percent;
 - b. for costs incurred under Paragraph 13.01.B.3, the Contractor's fee shall be five percent;
 - c. where one or more tiers of subcontracts are on the basis of Cost of the Work plus a fee and no fixed fee is agreed upon, the intent of Paragraphs 11.01.C.2.a and 11.01.C.2.b is that the Contractor's fee shall be based on: (1) a fee of 15 percent of the costs incurred under Paragraphs 13.01.A.1 and 13.01.A.2 by the Subcontractor that actually performs the Work, at whatever tier, and (2) with respect to Contractor itself and to any Subcontractors of a tier higher than that of the Subcontractor that actually performs the Work, a fee of five percent of the amount (fee plus underlying costs incurred) attributable to the next lower tier Subcontractor; provided, however, that for any such subcontracted work the maximum total fee to be paid by Owner shall be no greater than 27 percent of the costs incurred by the Subcontractor that actually performs the work;
 - d. no fee shall be payable on the basis of costs itemized under Paragraphs 13.01.B.4, 13.01.B.5, and 13.01.C;
 - e. the amount of credit to be allowed by Contractor to Owner for any change which results in a net decrease in cost will be the amount of the actual net decrease in cost plus a deduction in Contractor's fee by an amount equal to five percent of such net decrease; and
 - f. when both additions and credits are involved in any one change, the adjustment in Contractor's fee shall be computed on the basis of the net change in accordance with Paragraphs 11.04.C.2.a through 11.04.C.2.e, inclusive.

11.05 *Change of Contract Times*

- A. The Contract Times may only be changed by a Change Order. Any Change Proposal for an adjustment in the Contract Times shall comply with the provisions of Paragraph 11.06. Any Claim for an adjustment in the Contract Times shall comply with the provisions of Article 12.
- B. An adjustment of the Contract Times shall be subject to the limitations set forth in Paragraph 4.05, concerning delays in Contractor's progress.

11.06 *Change Proposals*

- A. Contractor shall submit a Change Proposal to Engineer to request an adjustment in the Contract Times or Contract Price; appeal an initial decision by Engineer concerning the requirements of the Contract Documents or relating to the acceptability of the Work under the Contract Documents; contest a set-off against payment due; or seek other relief under

the Contract. The Change Proposal shall specify any proposed change in Contract Times or Contract Price, or both, or other proposed relief, and explain the reason for the proposed change, with citations to any governing or applicable provisions of the Contract Documents.

1. *Procedures:* Contractor shall submit each Change Proposal to Engineer promptly (but in no event later than 30 days) after the start of the event giving rise thereto, or after such initial decision. The Contractor shall submit supporting data, including the proposed change in Contract Price or Contract Time (if any), to the Engineer and Owner within 15 days after the submittal of the Change Proposal. The supporting data shall be accompanied by a written statement that the supporting data are accurate and complete, and that any requested time or price adjustment is the entire adjustment to which Contractor believes it is entitled as a result of said event. Engineer will advise Owner regarding the Change Proposal, and consider any comments or response from Owner regarding the Change Proposal.
 2. *Engineer's Action:* Engineer will review each Change Proposal and, within 30 days after receipt of the Contractor's supporting data, either deny the Change Proposal in whole, approve it in whole, or deny it in part and approve it in part. Such actions shall be in writing, with a copy provided to Owner and Contractor. If Engineer does not take action on the Change Proposal within 30 days, then either Owner or Contractor may at any time thereafter submit a letter to the other party indicating that as a result of Engineer's inaction the Change Proposal is deemed denied, thereby commencing the time for appeal of the denial under Article 12.
 3. *Binding Decision:* Engineer's decision will be final and binding upon Owner and Contractor, unless Owner or Contractor appeals the decision by filing a Claim under Article 12.
- B. *Resolution of Certain Change Proposals:* If the Change Proposal does not involve the design (as set forth in the Drawings, Specifications, or otherwise), the acceptability of the Work, or other engineering or technical matters, then Engineer will notify the parties that the Engineer is unable to resolve the Change Proposal. For purposes of further resolution of such a Change Proposal, such notice shall be deemed a denial, and Contractor may choose to seek resolution under the terms of Article 12.

11.07 Execution of Change Orders

- A. Owner and Contractor shall execute appropriate Change Orders covering:
1. changes in the Contract Price or Contract Times which are agreed to by the parties, including any undisputed sum or amount of time for Work actually performed in accordance with a Work Change Directive;
 2. changes in Contract Price resulting from an Owner set-off, unless Contractor has duly contested such set-off;
 3. changes in the Work which are: (a) ordered by Owner pursuant to Paragraph 11.02, (b) required because of Owner's acceptance of defective Work under Paragraph 14.04 or Owner's correction of defective Work under Paragraph 14.07, or (c) agreed to by the parties, subject to the need for Engineer's recommendation if the change in the Work involves the design (as set forth in the Drawings, Specifications, or otherwise), or other engineering or technical matters; and
 4. changes in the Contract Price or Contract Times, or other changes, which embody the substance of any final and binding results under Paragraph 11.06, or Article 12.

- B. If Owner or Contractor refuses to execute a Change Order that is required to be executed under the terms of this Paragraph 11.07, it shall be deemed to be of full force and effect, as if fully executed.

11.08 *Notification to Surety*

- A. If the provisions of any bond require notice to be given to a surety of any change affecting the general scope of the Work or the provisions of the Contract Documents (including, but not limited to, Contract Price or Contract Times), the giving of any such notice will be Contractor's responsibility. The amount of each applicable bond will be adjusted to reflect the effect of any such change.

ARTICLE 12 – CLAIMS

12.01 *Claims*

- A. *Claims Process:* The following disputes between Owner and Contractor shall be submitted to the Claims process set forth in this Article:
 - 1. Appeals by Owner or Contractor of Engineer's decisions regarding Change Proposals;
 - 2. Owner demands for adjustments in the Contract Price or Contract Times, or other relief under the Contract Documents; and
 - 3. Disputes that Engineer has been unable to address because they do not involve the design (as set forth in the Drawings, Specifications, or otherwise), the acceptability of the Work, or other engineering or technical matters.
- B. *Submittal of Claim:* The party submitting a Claim shall deliver it directly to the other party to the Contract promptly (but in no event later than 30 days) after the start of the event giving rise thereto; in the case of appeals regarding Change Proposals within 30 days of the decision under appeal. The party submitting the Claim shall also furnish a copy to the Engineer, for its information only. The responsibility to substantiate a Claim shall rest with the party making the Claim. In the case of a Claim by Contractor seeking an increase in the Contract Times or Contract Price, or both, Contractor shall certify that the Claim is made in good faith, that the supporting data are accurate and complete, and that to the best of Contractor's knowledge and belief the amount of time or money requested accurately reflects the full amount to which Contractor is entitled.
- C. *Review and Resolution:* The party receiving a Claim shall review it thoroughly, giving full consideration to its merits. The two parties shall seek to resolve the Claim through the exchange of information and direct negotiations. The parties may extend the time for resolving the Claim by mutual agreement. All actions taken on a Claim shall be stated in writing and submitted to the other party, with a copy to Engineer.
- D. *Mediation:*
 - 1. At any time after initiation of a Claim, Owner and Contractor may mutually agree to mediation of the underlying dispute. The agreement to mediate shall stay the Claim submittal and response process.
 - 2. If Owner and Contractor agree to mediation, then after 60 days from such agreement, either Owner or Contractor may unilaterally terminate the mediation process, and the Claim submittal and decision process shall resume as of the date of the termination. If the mediation proceeds but is unsuccessful in resolving the dispute, the Claim

submittal and decision process shall resume as of the date of the conclusion of the mediation, as determined by the mediator.

3. Owner and Contractor shall each pay one-half of the mediator's fees and costs.
- E. *Partial Approval*: If the party receiving a Claim approves the Claim in part and denies it in part, such action shall be final and binding unless within 30 days of such action the other party invokes the procedure set forth in Article 17 for final resolution of disputes.
- F. *Denial of Claim*: If efforts to resolve a Claim are not successful, the party receiving the Claim may deny it by giving written notice of denial to the other party. If the receiving party does not take action on the Claim within 90 days, then either Owner or Contractor may at any time thereafter submit a letter to the other party indicating that as a result of the inaction, the Claim is deemed denied, thereby commencing the time for appeal of the denial. A denial of the Claim shall be final and binding unless within 30 days of the denial the other party invokes the procedure set forth in Article 17 for the final resolution of disputes.
- G. *Final and Binding Results*: If the parties reach a mutual agreement regarding a Claim, whether through approval of the Claim, direct negotiations, mediation, or otherwise; or if a Claim is approved in part and denied in part, or denied in full, and such actions become final and binding; then the results of the agreement or action on the Claim shall be incorporated in a Change Order to the extent they affect the Contract, including the Work, the Contract Times, or the Contract Price.

ARTICLE 13 – COST OF THE WORK; ALLOWANCES; UNIT PRICE WORK

13.01 *Cost of the Work*

- A. *Purposes for Determination of Cost of the Work*: The term Cost of the Work means the sum of all costs necessary for the proper performance of the Work at issue, as further defined below. The provisions of this Paragraph 13.01 are used for two distinct purposes:
 1. To determine Cost of the Work when Cost of the Work is a component of the Contract Price, under cost-plus-fee, time-and-materials, or other cost-based terms; or
 2. To determine the value of a Change Order, Change Proposal, Claim, set-off, or other adjustment in Contract Price. When the value of any such adjustment is determined on the basis of Cost of the Work, Contractor is entitled only to those additional or incremental costs required because of the change in the Work or because of the event giving rise to the adjustment.
- B. *Costs Included*: Except as otherwise may be agreed to in writing by Owner, costs included in the Cost of the Work shall be in amounts no higher than those prevailing in the locality of the Project, shall not include any of the costs itemized in Paragraph 13.01.C, and shall include only the following items:
 1. Payroll costs for employees in the direct employ of Contractor in the performance of the Work under schedules of job classifications agreed upon by Owner and Contractor. Such employees shall include, without limitation, superintendents, foremen, and other personnel employed full time on the Work. Payroll costs for employees not employed full time on the Work shall be apportioned on the basis of their time spent on the Work. Payroll costs shall include, but not be limited to, salaries and wages plus the cost of fringe benefits, which shall include social security contributions, unemployment, excise, and payroll taxes, workers' compensation, health and retirement benefits, bonuses, sick leave, and vacation and holiday pay applicable

thereto. The expenses of performing Work outside of regular working hours, on Saturday, Sunday, or legal holidays, shall be included in the above to the extent authorized by Owner.

2. Cost of all materials and equipment furnished and incorporated in the Work, including costs of transportation and storage thereof, and Suppliers' field services required in connection therewith. All cash discounts shall accrue to Contractor unless Owner deposits funds with Contractor with which to make payments, in which case the cash discounts shall accrue to Owner. All trade discounts, rebates, and refunds and returns from sale of surplus materials and equipment shall accrue to Owner, and Contractor shall make provisions so that they may be obtained.
3. Payments made by Contractor to Subcontractors for Work performed by Subcontractors. If required by Owner, Contractor shall obtain competitive bids from subcontractors acceptable to Owner and Contractor and shall deliver such bids to Owner, who will then determine, with the advice of Engineer, which bids, if any, will be acceptable. If any subcontract provides that the Subcontractor is to be paid on the basis of Cost of the Work plus a fee, the Subcontractor's Cost of the Work and fee shall be determined in the same manner as Contractor's Cost of the Work and fee as provided in this Paragraph 13.01.
4. Costs of special consultants (including but not limited to engineers, architects, testing laboratories, surveyors, attorneys, and accountants) employed for services specifically related to the Work.
5. Supplemental costs including the following:
 - a. The proportion of necessary transportation, travel, and subsistence expenses of Contractor's employees incurred in discharge of duties connected with the Work.
 - b. Cost, including transportation and maintenance, of all materials, supplies, equipment, machinery, appliances, office, and temporary facilities at the Site, and hand tools not owned by the workers, which are consumed in the performance of the Work, and cost, less market value, of such items used but not consumed which remain the property of Contractor.
 - c. Rentals of all construction equipment and machinery, and the parts thereof, whether rented from Contractor or others in accordance with rental agreements approved by Owner with the advice of Engineer, and the costs of transportation, loading, unloading, assembly, dismantling, and removal thereof. All such costs shall be in accordance with the terms of said rental agreements. The rental of any such equipment, machinery, or parts shall cease when the use thereof is no longer necessary for the Work.
 - d. Sales, consumer, use, and other similar taxes related to the Work, and for which Contractor is liable, as imposed by Laws and Regulations.
 - e. Deposits lost for causes other than negligence of Contractor, any Subcontractor, or anyone directly or indirectly employed by any of them or for whose acts any of them may be liable, and royalty payments and fees for permits and licenses.
 - f. Losses and damages (and related expenses) caused by damage to the Work, not compensated by insurance or otherwise, sustained by Contractor in connection with the performance of the Work (except losses and damages within the deductible amounts of property insurance established in accordance with Paragraph 6.05), provided such losses and damages have resulted from causes

other than the negligence of Contractor, any Subcontractor, or anyone directly or indirectly employed by any of them or for whose acts any of them may be liable. Such losses shall include settlements made with the written consent and approval of Owner. No such losses, damages, and expenses shall be included in the Cost of the Work for the purpose of determining Contractor's fee.

- g. The cost of utilities, fuel, and sanitary facilities at the Site.
- h. Minor expenses such as communication service at the Site, express and courier services, and similar petty cash items in connection with the Work.
- i. The costs of premiums for all bonds and insurance that Contractor is required by the Contract Documents to purchase and maintain.

C. *Costs Excluded:* The term Cost of the Work shall not include any of the following items:

- 1. Payroll costs and other compensation of Contractor's officers, executives, principals (of partnerships and sole proprietorships), general managers, safety managers, engineers, architects, estimators, attorneys, auditors, accountants, purchasing and contracting agents, expeditors, timekeepers, clerks, and other personnel employed by Contractor, whether at the Site or in Contractor's principal or branch office for general administration of the Work and not specifically included in the agreed upon schedule of job classifications referred to in Paragraph 13.01.B.1 or specifically covered by Paragraph 13.01.B.4. The payroll costs and other compensation excluded here are to be considered administrative costs covered by the Contractor's fee.
- 2. Expenses of Contractor's principal and branch offices other than Contractor's office at the Site.
- 3. Any part of Contractor's capital expenses, including interest on Contractor's capital employed for the Work and charges against Contractor for delinquent payments.
- 4. Costs due to the negligence of Contractor, any Subcontractor, or anyone directly or indirectly employed by any of them or for whose acts any of them may be liable, including but not limited to, the correction of defective Work, disposal of materials or equipment wrongly supplied, and making good any damage to property.
- 5. Other overhead or general expense costs of any kind and the costs of any item not specifically and expressly included in Paragraph 13.01.B.

D. *Contractor's Fee:* When the Work as a whole is performed on the basis of cost-plus, Contractor's fee shall be determined as set forth in the Agreement. When the value of any Work covered by a Change Order, Change Proposal, Claim, set-off, or other adjustment in Contract Price is determined on the basis of Cost of the Work, Contractor's fee shall be determined as set forth in Paragraph 11.04.C.

E. *Documentation:* Whenever the Cost of the Work for any purpose is to be determined pursuant to this Article 13, Contractor will establish and maintain records thereof in accordance with generally accepted accounting practices and submit in a form acceptable to Engineer an itemized cost breakdown together with supporting data.

13.02 Allowances

- A. It is understood that Contractor has included in the Contract Price all allowances so named in the Contract Documents and shall cause the Work so covered to be performed for such sums and by such persons or entities as may be acceptable to Owner and Engineer.

- B. *Cash Allowances*: Contractor agrees that:
 - 1. the cash allowances include the cost to Contractor (less any applicable trade discounts) of materials and equipment required by the allowances to be delivered at the Site, and all applicable taxes; and
 - 2. Contractor's costs for unloading and handling on the Site, labor, installation, overhead, profit, and other expenses contemplated for the cash allowances have been included in the Contract Price and not in the allowances, and no demand for additional payment on account of any of the foregoing will be valid.
- C. *Contingency Allowance*: Contractor agrees that a contingency allowance, if any, is for the sole use of Owner to cover unanticipated costs.
- D. Prior to final payment, an appropriate Change Order will be issued as recommended by Engineer to reflect actual amounts due Contractor on account of Work covered by allowances, and the Contract Price shall be correspondingly adjusted.

13.03 *Unit Price Work*

- A. Where the Contract Documents provide that all or part of the Work is to be Unit Price Work, initially the Contract Price will be deemed to include for all Unit Price Work an amount equal to the sum of the unit price for each separately identified item of Unit Price Work times the estimated quantity of each item as indicated in the Agreement.
- B. The estimated quantities of items of Unit Price Work are not guaranteed and are solely for the purpose of comparison of Bids and determining an initial Contract Price. Payments to Contractor for Unit Price Work will be based on actual quantities.
- C. Each unit price will be deemed to include an amount considered by Contractor to be adequate to cover Contractor's overhead and profit for each separately identified item.
- D. Engineer will determine the actual quantities and classifications of Unit Price Work performed by Contractor. Engineer will review with Contractor the Engineer's preliminary determinations on such matters before rendering a written decision thereon (by recommendation of an Application for Payment or otherwise). Engineer's written decision thereon will be final and binding (except as modified by Engineer to reflect changed factual conditions or more accurate data) upon Owner and Contractor, subject to the provisions of the following paragraph.
- E. Within 30 days of Engineer's written decision under the preceding paragraph, Contractor may submit a Change Proposal, or Owner may file a Claim, seeking an adjustment in the Contract Price if:
 - 1. the quantity of any item of Unit Price Work performed by Contractor differs materially and significantly from the estimated quantity of such item indicated in the Agreement;
 - 2. there is no corresponding adjustment with respect to any other item of Work; and
 - 3. Contractor believes that it is entitled to an increase in Contract Price as a result of having incurred additional expense or Owner believes that Owner is entitled to a decrease in Contract Price, and the parties are unable to agree as to the amount of any such increase or decrease.

ARTICLE 14 – TESTS AND INSPECTIONS; CORRECTION, REMOVAL OR ACCEPTANCE OF DEFECTIVE WORK

14.01 *Access to Work*

- A. Owner, Engineer, their consultants and other representatives and personnel of Owner, independent testing laboratories, and authorities having jurisdiction will have access to the Site and the Work at reasonable times for their observation, inspection, and testing. Contractor shall provide them proper and safe conditions for such access and advise them of Contractor's safety procedures and programs so that they may comply therewith as applicable.

14.02 *Tests, Inspections, and Approvals*

- A. Contractor shall give Engineer timely notice of readiness of the Work (or specific parts thereof) for all required inspections and tests, and shall cooperate with inspection and testing personnel to facilitate required inspections and tests.
- B. Owner shall retain and pay for the services of an independent inspector, testing laboratory, or other qualified individual or entity to perform all inspections and tests expressly required by the Contract Documents to be furnished and paid for by Owner, except that costs incurred in connection with tests or inspections of covered Work shall be governed by the provisions of Paragraph 14.05.
- C. If Laws or Regulations of any public body having jurisdiction require any Work (or part thereof) specifically to be inspected, tested, or approved by an employee or other representative of such public body, Contractor shall assume full responsibility for arranging and obtaining such inspections, tests, or approvals, pay all costs in connection therewith, and furnish Engineer the required certificates of inspection or approval.
- D. Contractor shall be responsible for arranging, obtaining, and paying for all inspections and tests required:
 - 1. by the Contract Documents, unless the Contract Documents expressly allocate responsibility for a specific inspection or test to Owner;
 - 2. to attain Owner's and Engineer's acceptance of materials or equipment to be incorporated in the Work;
 - 3. by manufacturers of equipment furnished under the Contract Documents;
 - 4. for testing, adjusting, and balancing of mechanical, electrical, and other equipment to be incorporated into the Work; and
 - 5. for acceptance of materials, mix designs, or equipment submitted for approval prior to Contractor's purchase thereof for incorporation in the Work.

Such inspections and tests shall be performed by independent inspectors, testing laboratories, or other qualified individuals or entities acceptable to Owner and Engineer.

- E. If the Contract Documents require the Work (or part thereof) to be approved by Owner, Engineer, or another designated individual or entity, then Contractor shall assume full responsibility for arranging and obtaining such approvals.
- F. If any Work (or the work of others) that is to be inspected, tested, or approved is covered by Contractor without written concurrence of Engineer, Contractor shall, if requested by Engineer, uncover such Work for observation. Such uncovering shall be at Contractor's expense unless Contractor had given Engineer timely notice of Contractor's intention to

cover the same and Engineer had not acted with reasonable promptness in response to such notice.

14.03 *Defective Work*

- A. *Contractor's Obligation:* It is Contractor's obligation to assure that the Work is not defective.
- B. *Engineer's Authority:* Engineer has the authority to determine whether Work is defective, and to reject defective Work.
- C. *Notice of Defects:* Prompt notice of all defective Work of which Owner or Engineer has actual knowledge will be given to Contractor.
- D. *Correction, or Removal and Replacement:* Promptly after receipt of written notice of defective Work, Contractor shall correct all such defective Work, whether or not fabricated, installed, or completed, or, if Engineer has rejected the defective Work, remove it from the Project and replace it with Work that is not defective.
- E. *Preservation of Warranties:* When correcting defective Work, Contractor shall take no action that would void or otherwise impair Owner's special warranty and guarantee, if any, on said Work.
- F. *Costs and Damages:* In addition to its correction, removal, and replacement obligations with respect to defective Work, Contractor shall pay all claims, costs, losses, and damages arising out of or relating to defective Work, including but not limited to the cost of the inspection, testing, correction, removal, replacement, or reconstruction of such defective Work, fines levied against Owner by governmental authorities because the Work is defective, and the costs of repair or replacement of work of others resulting from defective Work. Prior to final payment, if Owner and Contractor are unable to agree as to the measure of such claims, costs, losses, and damages resulting from defective Work, then Owner may impose a reasonable set-off against payments due under Article 15.

14.04 *Acceptance of Defective Work*

- A. If, instead of requiring correction or removal and replacement of defective Work, Owner prefers to accept it, Owner may do so (subject, if such acceptance occurs prior to final payment, to Engineer's confirmation that such acceptance is in general accord with the design intent and applicable engineering principles, and will not endanger public safety). Contractor shall pay all claims, costs, losses, and damages attributable to Owner's evaluation of and determination to accept such defective Work (such costs to be approved by Engineer as to reasonableness), and for the diminished value of the Work to the extent not otherwise paid by Contractor. If any such acceptance occurs prior to final payment, the necessary revisions in the Contract Documents with respect to the Work shall be incorporated in a Change Order. If the parties are unable to agree as to the decrease in the Contract Price, reflecting the diminished value of Work so accepted, then Owner may impose a reasonable set-off against payments due under Article 15. If the acceptance of defective Work occurs after final payment, Contractor shall pay an appropriate amount to Owner.

14.05 *Uncovering Work*

- A. Engineer has the authority to require special inspection or testing of the Work, whether or not the Work is fabricated, installed, or completed.

- B. If any Work is covered contrary to the written request of Engineer, then Contractor shall, if requested by Engineer, uncover such Work for Engineer's observation, and then replace the covering, all at Contractor's expense.
- C. If Engineer considers it necessary or advisable that covered Work be observed by Engineer or inspected or tested by others, then Contractor, at Engineer's request, shall uncover, expose, or otherwise make available for observation, inspection, or testing as Engineer may require, that portion of the Work in question, and provide all necessary labor, material, and equipment.
 - 1. If it is found that the uncovered Work is defective, Contractor shall be responsible for all claims, costs, losses, and damages arising out of or relating to such uncovering, exposure, observation, inspection, and testing, and of satisfactory replacement or reconstruction (including but not limited to all costs of repair or replacement of work of others); and pending Contractor's full discharge of this responsibility the Owner shall be entitled to impose a reasonable set-off against payments due under Article 15.
 - 2. If the uncovered Work is not found to be defective, Contractor shall be allowed an increase in the Contract Price or an extension of the Contract Times, or both, directly attributable to such uncovering, exposure, observation, inspection, testing, replacement, and reconstruction. If the parties are unable to agree as to the amount or extent thereof, then Contractor may submit a Change Proposal within 30 days of the determination that the Work is not defective.

14.06 *Owner May Stop the Work*

- A. If the Work is defective, or Contractor fails to supply sufficient skilled workers or suitable materials or equipment, or fails to perform the Work in such a way that the completed Work will conform to the Contract Documents, then Owner may order Contractor to stop the Work, or any portion thereof, until the cause for such order has been eliminated; however, this right of Owner to stop the Work shall not give rise to any duty on the part of Owner to exercise this right for the benefit of Contractor, any Subcontractor, any Supplier, any other individual or entity, or any surety for, or employee or agent of any of them.

14.07 *Owner May Correct Defective Work*

- A. If Contractor fails within a reasonable time after written notice from Engineer to correct defective Work, or to remove and replace rejected Work as required by Engineer, or if Contractor fails to perform the Work in accordance with the Contract Documents, or if Contractor fails to comply with any other provision of the Contract Documents, then Owner may, after seven days written notice to Contractor, correct or remedy any such deficiency.
- B. In exercising the rights and remedies under this Paragraph 14.07, Owner shall proceed expeditiously. In connection with such corrective or remedial action, Owner may exclude Contractor from all or part of the Site, take possession of all or part of the Work and suspend Contractor's services related thereto, and incorporate in the Work all materials and equipment stored at the Site or for which Owner has paid Contractor but which are stored elsewhere. Contractor shall allow Owner, Owner's representatives, agents and employees, Owner's other contractors, and Engineer and Engineer's consultants access to the Site to enable Owner to exercise the rights and remedies under this paragraph.
- C. All claims, costs, losses, and damages incurred or sustained by Owner in exercising the rights and remedies under this Paragraph 14.07 will be charged against Contractor as set-offs against payments due under Article 15. Such claims, costs, losses and damages will

include but not be limited to all costs of repair, or replacement of work of others destroyed or damaged by correction, removal, or replacement of Contractor's defective Work.

- D. Contractor shall not be allowed an extension of the Contract Times because of any delay in the performance of the Work attributable to the exercise by Owner of Owner's rights and remedies under this Paragraph 14.07.

ARTICLE 15 – PAYMENTS TO CONTRACTOR; SET-OFFS; COMPLETION; CORRECTION PERIOD

15.01 Progress Payments

- A. *Basis for Progress Payments:* The Schedule of Values established as provided in Article 2 will serve as the basis for progress payments and will be incorporated into a form of Application for Payment acceptable to Engineer. Progress payments on account of Unit Price Work will be based on the number of units completed during the pay period, as determined under the provisions of Paragraph 13.03. Progress payments for cost-based Work will be based on Cost of the Work completed by Contractor during the pay period.
- B. *Applications for Payments:*
1. At least 20 days before the date established in the Agreement for each progress payment (but not more often than once a month), Contractor shall submit to Engineer for review an Application for Payment filled out and signed by Contractor covering the Work completed as of the date of the Application and accompanied by such supporting documentation as is required by the Contract Documents. If payment is requested on the basis of materials and equipment not incorporated in the Work but delivered and suitably stored at the Site or at another location agreed to in writing, the Application for Payment shall also be accompanied by a bill of sale, invoice, or other documentation warranting that Owner has received the materials and equipment free and clear of all Liens, and evidence that the materials and equipment are covered by appropriate property insurance, a warehouse bond, or other arrangements to protect Owner's interest therein, all of which must be satisfactory to Owner.
 2. Beginning with the second Application for Payment, each Application shall include an affidavit of Contractor stating that all previous progress payments received on account of the Work have been applied on account to discharge Contractor's legitimate obligations associated with prior Applications for Payment.
 3. The amount of retainage with respect to progress payments will be as stipulated in the Agreement.
- C. *Review of Applications:*
1. Engineer will, within 10 days after receipt of each Application for Payment, including each resubmittal, either indicate in writing a recommendation of payment and present the Application to Owner, or return the Application to Contractor indicating in writing Engineer's reasons for refusing to recommend payment. In the latter case, Contractor may make the necessary corrections and resubmit the Application.
 2. Engineer's recommendation of any payment requested in an Application for Payment will constitute a representation by Engineer to Owner, based on Engineer's observations of the executed Work as an experienced and qualified design professional, and on Engineer's review of the Application for Payment and the accompanying data and schedules, that to the best of Engineer's knowledge, information and belief:

- a. the Work has progressed to the point indicated;
 - b. the quality of the Work is generally in accordance with the Contract Documents (subject to an evaluation of the Work as a functioning whole prior to or upon Substantial Completion, the results of any subsequent tests called for in the Contract Documents, a final determination of quantities and classifications for Unit Price Work under Paragraph 13.03, and any other qualifications stated in the recommendation); and
 - c. the conditions precedent to Contractor's being entitled to such payment appear to have been fulfilled in so far as it is Engineer's responsibility to observe the Work.
3. By recommending any such payment Engineer will not thereby be deemed to have represented that:
 - a. inspections made to check the quality or the quantity of the Work as it has been performed have been exhaustive, extended to every aspect of the Work in progress, or involved detailed inspections of the Work beyond the responsibilities specifically assigned to Engineer in the Contract; or
 - b. there may not be other matters or issues between the parties that might entitle Contractor to be paid additionally by Owner or entitle Owner to withhold payment to Contractor.
 4. Neither Engineer's review of Contractor's Work for the purposes of recommending payments nor Engineer's recommendation of any payment, including final payment, will impose responsibility on Engineer:
 - a. to supervise, direct, or control the Work, or
 - b. for the means, methods, techniques, sequences, or procedures of construction, or the safety precautions and programs incident thereto, or
 - c. for Contractor's failure to comply with Laws and Regulations applicable to Contractor's performance of the Work, or
 - d. to make any examination to ascertain how or for what purposes Contractor has used the money paid on account of the Contract Price, or
 - e. to determine that title to any of the Work, materials, or equipment has passed to Owner free and clear of any Liens.
 5. Engineer may refuse to recommend the whole or any part of any payment if, in Engineer's opinion, it would be incorrect to make the representations to Owner stated in Paragraph 15.01.C.2.
 6. Engineer will recommend reductions in payment (set-offs) necessary in Engineer's opinion to protect Owner from loss because:
 - a. the Work is defective, requiring correction or replacement;
 - b. the Contract Price has been reduced by Change Orders;
 - c. Owner has been required to correct defective Work in accordance with Paragraph 14.07, or has accepted defective Work pursuant to Paragraph 14.04;
 - d. Owner has been required to remove or remediate a Hazardous Environmental Condition for which Contractor is responsible; or

- e. Engineer has actual knowledge of the occurrence of any of the events that would constitute a default by Contractor and therefore justify termination for cause under the Contract Documents.

D. *Payment Becomes Due:*

- 1. Ten days after presentation of the Application for Payment to Owner with Engineer's recommendation, the amount recommended (subject to any Owner set-offs) will become due, and when due will be paid by Owner to Contractor.

E. *Reductions in Payment by Owner:*

- 1. In addition to any reductions in payment (set-offs) recommended by Engineer, Owner is entitled to impose a set-off against payment based on any of the following:
 - a. claims have been made against Owner on account of Contractor's conduct in the performance or furnishing of the Work, or Owner has incurred costs, losses, or damages on account of Contractor's conduct in the performance or furnishing of the Work, including but not limited to claims, costs, losses, or damages from workplace injuries, adjacent property damage, non-compliance with Laws and Regulations, and patent infringement;
 - b. Contractor has failed to take reasonable and customary measures to avoid damage, delay, disruption, and interference with other work at or adjacent to the Site;
 - c. Contractor has failed to provide and maintain required bonds or insurance;
 - d. Owner has been required to remove or remediate a Hazardous Environmental Condition for which Contractor is responsible;
 - e. Owner has incurred extra charges or engineering costs related to submittal reviews, evaluations of proposed substitutes, tests and inspections, or return visits to manufacturing or assembly facilities;
 - f. the Work is defective, requiring correction or replacement;
 - g. Owner has been required to correct defective Work in accordance with Paragraph 14.07, or has accepted defective Work pursuant to Paragraph 14.04;
 - h. the Contract Price has been reduced by Change Orders;
 - i. an event that would constitute a default by Contractor and therefore justify a termination for cause has occurred;
 - j. liquidated damages have accrued as a result of Contractor's failure to achieve Milestones, Substantial Completion, or final completion of the Work;
 - k. Liens have been filed in connection with the Work, except where Contractor has delivered a specific bond satisfactory to Owner to secure the satisfaction and discharge of such Liens;
 - l. there are other items entitling Owner to a set off against the amount recommended.
- 2. If Owner imposes any set-off against payment, whether based on its own knowledge or on the written recommendations of Engineer, Owner will give Contractor immediate written notice (with a copy to Engineer) stating the reasons for such action and the specific amount of the reduction, and promptly pay Contractor any amount

remaining after deduction of the amount so withheld. Owner shall promptly pay Contractor the amount so withheld, or any adjustment thereto agreed to by Owner and Contractor, if Contractor remedies the reasons for such action. The reduction imposed shall be binding on Contractor unless it duly submits a Change Proposal contesting the reduction.

3. Upon a subsequent determination that Owner's refusal of payment was not justified, the amount wrongfully withheld shall be treated as an amount due as determined by Paragraph 15.01.C.1 and subject to interest as provided in the Agreement.

15.02 *Contractor's Warranty of Title*

- A. Contractor warrants and guarantees that title to all Work, materials, and equipment furnished under the Contract will pass to Owner free and clear of (1) all Liens and other title defects, and (2) all patent, licensing, copyright, or royalty obligations, no later than seven days after the time of payment by Owner.

15.03 *Substantial Completion*

- A. When Contractor considers the entire Work ready for its intended use Contractor shall notify Owner and Engineer in writing that the entire Work is substantially complete and request that Engineer issue a certificate of Substantial Completion. Contractor shall at the same time submit to Owner and Engineer an initial draft of punch list items to be completed or corrected before final payment.
- B. Promptly after Contractor's notification, Owner, Contractor, and Engineer shall make an inspection of the Work to determine the status of completion. If Engineer does not consider the Work substantially complete, Engineer will notify Contractor in writing giving the reasons therefor.
- C. If Engineer considers the Work substantially complete, Engineer will deliver to Owner a preliminary certificate of Substantial Completion which shall fix the date of Substantial Completion. Engineer shall attach to the certificate a punch list of items to be completed or corrected before final payment. Owner shall have seven days after receipt of the preliminary certificate during which to make written objection to Engineer as to any provisions of the certificate or attached punch list. If, after considering the objections to the provisions of the preliminary certificate, Engineer concludes that the Work is not substantially complete, Engineer will, within 14 days after submission of the preliminary certificate to Owner, notify Contractor in writing that the Work is not substantially complete, stating the reasons therefor. If Owner does not object to the provisions of the certificate, or if despite consideration of Owner's objections Engineer concludes that the Work is substantially complete, then Engineer will, within said 14 days, execute and deliver to Owner and Contractor a final certificate of Substantial Completion (with a revised punch list of items to be completed or corrected) reflecting such changes from the preliminary certificate as Engineer believes justified after consideration of any objections from Owner.
- D. At the time of receipt of the preliminary certificate of Substantial Completion, Owner and Contractor will confer regarding Owner's use or occupancy of the Work following Substantial Completion, review the builder's risk insurance policy with respect to the end of the builder's risk coverage, and confirm the transition to coverage of the Work under a permanent property insurance policy held by Owner. Unless Owner and Contractor agree otherwise in writing, Owner shall bear responsibility for security, operation, protection of the Work, property insurance, maintenance, heat, and utilities upon Owner's use or occupancy of the Work.

- E. After Substantial Completion the Contractor shall promptly begin work on the punch list of items to be completed or corrected prior to final payment. In appropriate cases Contractor may submit monthly Applications for Payment for completed punch list items, following the progress payment procedures set forth above.
- F. Owner shall have the right to exclude Contractor from the Site after the date of Substantial Completion subject to allowing Contractor reasonable access to remove its property and complete or correct items on the punch list.

15.04 *Partial Use or Occupancy*

- A. Prior to Substantial Completion of all the Work, Owner may use or occupy any substantially completed part of the Work which has specifically been identified in the Contract Documents, or which Owner, Engineer, and Contractor agree constitutes a separately functioning and usable part of the Work that can be used by Owner for its intended purpose without significant interference with Contractor's performance of the remainder of the Work, subject to the following conditions:
 - 1. At any time Owner may request in writing that Contractor permit Owner to use or occupy any such part of the Work that Owner believes to be substantially complete. If and when Contractor agrees that such part of the Work is substantially complete, Contractor, Owner, and Engineer will follow the procedures of Paragraph 15.03.A through E for that part of the Work.
 - 2. At any time Contractor may notify Owner and Engineer in writing that Contractor considers any such part of the Work substantially complete and request Engineer to issue a certificate of Substantial Completion for that part of the Work.
 - 3. Within a reasonable time after either such request, Owner, Contractor, and Engineer shall make an inspection of that part of the Work to determine its status of completion. If Engineer does not consider that part of the Work to be substantially complete, Engineer will notify Owner and Contractor in writing giving the reasons therefor. If Engineer considers that part of the Work to be substantially complete, the provisions of Paragraph 15.03 will apply with respect to certification of Substantial Completion of that part of the Work and the division of responsibility in respect thereof and access thereto.
 - 4. No use or occupancy or separate operation of part of the Work may occur prior to compliance with the requirements of Paragraph 6.05 regarding builder's risk or other property insurance.

15.05 *Final Inspection*

- A. Upon written notice from Contractor that the entire Work or an agreed portion thereof is complete, Engineer will promptly make a final inspection with Owner and Contractor and will notify Contractor in writing of all particulars in which this inspection reveals that the Work, or agreed portion thereof, is incomplete or defective. Contractor shall immediately take such measures as are necessary to complete such Work or remedy such deficiencies.

15.06 *Final Payment*

- A. *Application for Payment:*
 - 1. After Contractor has, in the opinion of Engineer, satisfactorily completed all corrections identified during the final inspection and has delivered, in accordance with the Contract Documents, all maintenance and operating instructions, schedules, guarantees, bonds, certificates or other evidence of insurance, certificates of

inspection, annotated record documents (as provided in Paragraph 7.11), and other documents, Contractor may make application for final payment.

2. The final Application for Payment shall be accompanied (except as previously delivered) by:
 - a. all documentation called for in the Contract Documents;
 - b. consent of the surety, if any, to final payment;
 - c. satisfactory evidence that all title issues have been resolved such that title to all Work, materials, and equipment has passed to Owner free and clear of any Liens or other title defects, or will so pass upon final payment.
 - d. a list of all disputes that Contractor believes are unsettled; and
 - e. complete and legally effective releases or waivers (satisfactory to Owner) of all Lien rights arising out of the Work, and of Liens filed in connection with the Work.
3. In lieu of the releases or waivers of Liens specified in Paragraph 15.06.A.2 and as approved by Owner, Contractor may furnish receipts or releases in full and an affidavit of Contractor that: (a) the releases and receipts include all labor, services, material, and equipment for which a Lien could be filed; and (b) all payrolls, material and equipment bills, and other indebtedness connected with the Work for which Owner might in any way be responsible, or which might in any way result in liens or other burdens on Owner's property, have been paid or otherwise satisfied. If any Subcontractor or Supplier fails to furnish such a release or receipt in full, Contractor may furnish a bond or other collateral satisfactory to Owner to indemnify Owner against any Lien, or Owner at its option may issue joint checks payable to Contractor and specified Subcontractors and Suppliers.

B. *Engineer's Review of Application and Acceptance:*

1. If, on the basis of Engineer's observation of the Work during construction and final inspection, and Engineer's review of the final Application for Payment and accompanying documentation as required by the Contract Documents, Engineer is satisfied that the Work has been completed and Contractor's other obligations under the Contract have been fulfilled, Engineer will, within ten days after receipt of the final Application for Payment, indicate in writing Engineer's recommendation of final payment and present the Application for Payment to Owner for payment. Such recommendation shall account for any set-offs against payment that are necessary in Engineer's opinion to protect Owner from loss for the reasons stated above with respect to progress payments. At the same time Engineer will also give written notice to Owner and Contractor that the Work is acceptable, subject to the provisions of Paragraph 15.07. Otherwise, Engineer will return the Application for Payment to Contractor, indicating in writing the reasons for refusing to recommend final payment, in which case Contractor shall make the necessary corrections and resubmit the Application for Payment.

C. *Completion of Work:* The Work is complete (subject to surviving obligations) when it is ready for final payment as established by the Engineer's written recommendation of final payment.

D. *Payment Becomes Due:* Thirty days after the presentation to Owner of the final Application for Payment and accompanying documentation, the amount recommended by Engineer (less any further sum Owner is entitled to set off against Engineer's recommendation,

including but not limited to set-offs for liquidated damages and set-offs allowed under the provisions above with respect to progress payments) will become due and shall be paid by Owner to Contractor.

15.07 *Waiver of Claims*

- A. The making of final payment will not constitute a waiver by Owner of claims or rights against Contractor. Owner expressly reserves claims and rights arising from unsettled Liens, from defective Work appearing after final inspection pursuant to Paragraph 15.05, from Contractor's failure to comply with the Contract Documents or the terms of any special guarantees specified therein, from outstanding Claims by Owner, or from Contractor's continuing obligations under the Contract Documents.
- B. The acceptance of final payment by Contractor will constitute a waiver by Contractor of all claims and rights against Owner other than those pending matters that have been duly submitted or appealed under the provisions of Article 17.

15.08 *Correction Period*

- A. If within one year after the date of Substantial Completion (or such longer period of time as may be prescribed by the terms of any applicable special guarantee required by the Contract Documents, or by any specific provision of the Contract Documents), any Work is found to be defective, or if the repair of any damages to the Site, adjacent areas that Contractor has arranged to use through construction easements or otherwise, and other adjacent areas used by Contractor as permitted by Laws and Regulations, is found to be defective, then Contractor shall promptly, without cost to Owner and in accordance with Owner's written instructions:
 - 1. correct the defective repairs to the Site or such other adjacent areas;
 - 2. correct such defective Work;
 - 3. if the defective Work has been rejected by Owner, remove it from the Project and replace it with Work that is not defective, and
 - 4. satisfactorily correct or repair or remove and replace any damage to other Work, to the work of others, or to other land or areas resulting therefrom.
- B. If Contractor does not promptly comply with the terms of Owner's written instructions, or in an emergency where delay would cause serious risk of loss or damage, Owner may have the defective Work corrected or repaired or may have the rejected Work removed and replaced. Contractor shall pay all claims, costs, losses, and damages (including but not limited to all fees and charges of engineers, architects, attorneys, and other professionals and all court or arbitration or other dispute resolution costs) arising out of or relating to such correction or repair or such removal and replacement (including but not limited to all costs of repair or replacement of work of others).
- C. In special circumstances where a particular item of equipment is placed in continuous service before Substantial Completion of all the Work, the correction period for that item may start to run from an earlier date if so provided in the Specifications.
- D. Where defective Work (and damage to other Work resulting therefrom) has been corrected or removed and replaced under this paragraph, the correction period hereunder with respect to such Work will be extended for an additional period of one year after such correction or removal and replacement has been satisfactorily completed.

- E. Contractor's obligations under this paragraph are in addition to all other obligations and warranties. The provisions of this paragraph shall not be construed as a substitute for, or a waiver of, the provisions of any applicable statute of limitation or repose.

ARTICLE 16 – SUSPENSION OF WORK AND TERMINATION

16.01 *Owner May Suspend Work*

- A. At any time and without cause, Owner may suspend the Work or any portion thereof for a period of not more than 90 consecutive days by written notice to Contractor and Engineer. Such notice will fix the date on which Work will be resumed. Contractor shall resume the Work on the date so fixed. Contractor shall be entitled to an adjustment in the Contract Price or an extension of the Contract Times, or both, directly attributable to any such suspension. Any Change Proposal seeking such adjustments shall be submitted no later than 30 days after the date fixed for resumption of Work.

16.02 *Owner May Terminate for Cause*

- A. The occurrence of any one or more of the following events will constitute a default by Contractor and justify termination for cause:
 - 1. Contractor's persistent failure to perform the Work in accordance with the Contract Documents (including, but not limited to, failure to supply sufficient skilled workers or suitable materials or equipment or failure to adhere to the Progress Schedule);
 - 2. Failure of Contractor to perform or otherwise to comply with a material term of the Contract Documents;
 - 3. Contractor's disregard of Laws or Regulations of any public body having jurisdiction; or
 - 4. Contractor's repeated disregard of the authority of Owner or Engineer.
- B. If one or more of the events identified in Paragraph 16.02.A occurs, then after giving Contractor (and any surety) ten days written notice that Owner is considering a declaration that Contractor is in default and termination of the contract, Owner may proceed to:
 - 1. declare Contractor to be in default, and give Contractor (and any surety) notice that the Contract is terminated; and
 - 2. enforce the rights available to Owner under any applicable performance bond.
- C. Subject to the terms and operation of any applicable performance bond, if Owner has terminated the Contract for cause, Owner may exclude Contractor from the Site, take possession of the Work, incorporate in the Work all materials and equipment stored at the Site or for which Owner has paid Contractor but which are stored elsewhere, and complete the Work as Owner may deem expedient.
- D. Owner may not proceed with termination of the Contract under Paragraph 16.02.B if Contractor within seven days of receipt of notice of intent to terminate begins to correct its failure to perform and proceeds diligently to cure such failure.
- E. If Owner proceeds as provided in Paragraph 16.02.B, Contractor shall not be entitled to receive any further payment until the Work is completed. If the unpaid balance of the Contract Price exceeds the cost to complete the Work, including all related claims, costs, losses, and damages (including but not limited to all fees and charges of engineers, architects, attorneys, and other professionals) sustained by Owner, such excess will be paid to Contractor. If the cost to complete the Work including such related claims, costs, losses,

and damages exceeds such unpaid balance, Contractor shall pay the difference to Owner. Such claims, costs, losses, and damages incurred by Owner will be reviewed by Engineer as to their reasonableness and, when so approved by Engineer, incorporated in a Change Order. When exercising any rights or remedies under this paragraph, Owner shall not be required to obtain the lowest price for the Work performed.

- F. Where Contractor's services have been so terminated by Owner, the termination will not affect any rights or remedies of Owner against Contractor then existing or which may thereafter accrue, or any rights or remedies of Owner against Contractor or any surety under any payment bond or performance bond. Any retention or payment of money due Contractor by Owner will not release Contractor from liability.
- G. If and to the extent that Contractor has provided a performance bond under the provisions of Paragraph 6.01.A, the provisions of that bond shall govern over any inconsistent provisions of Paragraphs 16.02.B and 16.02.D.

16.03 *Owner May Terminate For Convenience*

- A. Upon seven days written notice to Contractor and Engineer, Owner may, without cause and without prejudice to any other right or remedy of Owner, terminate the Contract. In such case, Contractor shall be paid for (without duplication of any items):
 - 1. completed and acceptable Work executed in accordance with the Contract Documents prior to the effective date of termination, including fair and reasonable sums for overhead and profit on such Work;
 - 2. expenses sustained prior to the effective date of termination in performing services and furnishing labor, materials, or equipment as required by the Contract Documents in connection with uncompleted Work, plus fair and reasonable sums for overhead and profit on such expenses; and
 - 3. other reasonable expenses directly attributable to termination, including costs incurred to prepare a termination for convenience cost proposal.
- B. Contractor shall not be paid on account of loss of anticipated overhead, profits, or revenue, or other economic loss arising out of or resulting from such termination.

16.04 *Contractor May Stop Work or Terminate*

- A. If, through no act or fault of Contractor, (1) the Work is suspended for more than 90 consecutive days by Owner or under an order of court or other public authority, or (2) Engineer fails to act on any Application for Payment within 30 days after it is submitted, or (3) Owner fails for 30 days to pay Contractor any sum finally determined to be due, then Contractor may, upon seven days written notice to Owner and Engineer, and provided Owner or Engineer do not remedy such suspension or failure within that time, terminate the contract and recover from Owner payment on the same terms as provided in Paragraph 16.03.
- B. In lieu of terminating the Contract and without prejudice to any other right or remedy, if Engineer has failed to act on an Application for Payment within 30 days after it is submitted, or Owner has failed for 30 days to pay Contractor any sum finally determined to be due, Contractor may, seven days after written notice to Owner and Engineer, stop the Work until payment is made of all such amounts due Contractor, including interest thereon. The provisions of this paragraph are not intended to preclude Contractor from submitting a Change Proposal for an adjustment in Contract Price or Contract Times or otherwise for

expenses or damage directly attributable to Contractor's stopping the Work as permitted by this paragraph.

ARTICLE 17 – FINAL RESOLUTION OF DISPUTES

17.01 *Methods and Procedures*

- A. *Disputes Subject to Final Resolution:* The following disputed matters are subject to final resolution under the provisions of this Article:
 - 1. A timely appeal of an approval in part and denial in part of a Claim, or of a denial in full; and
 - 2. Disputes between Owner and Contractor concerning the Work or obligations under the Contract Documents, and arising after final payment has been made.
- B. *Final Resolution of Disputes:* For any dispute subject to resolution under this Article, Owner or Contractor may:
 - 1. elect in writing to invoke the dispute resolution process provided for in the Supplementary Conditions; or
 - 2. agree with the other party to submit the dispute to another dispute resolution process; or
 - 3. if no dispute resolution process is provided for in the Supplementary Conditions or mutually agreed to, give written notice to the other party of the intent to submit the dispute to a court of competent jurisdiction.

ARTICLE 18 – MISCELLANEOUS

18.01 *Giving Notice*

- A. Whenever any provision of the Contract Documents requires the giving of written notice, it will be deemed to have been validly given if:
 - 1. delivered in person, by a commercial courier service or otherwise, to the individual or to a member of the firm or to an officer of the corporation for which it is intended; or
 - 2. delivered at or sent by registered or certified mail, postage prepaid, to the last business address known to the sender of the notice.

18.02 *Computation of Times*

- A. When any period of time is referred to in the Contract by days, it will be computed to exclude the first and include the last day of such period. If the last day of any such period falls on a Saturday or Sunday or on a day made a legal holiday by the law of the applicable jurisdiction, such day will be omitted from the computation.

18.03 *Cumulative Remedies*

- A. The duties and obligations imposed by these General Conditions and the rights and remedies available hereunder to the parties hereto are in addition to, and are not to be construed in any way as a limitation of, any rights and remedies available to any or all of them which are otherwise imposed or available by Laws or Regulations, by special warranty or guarantee, or by other provisions of the Contract. The provisions of this paragraph will be as effective as if repeated specifically in the Contract Documents in connection with each particular duty, obligation, right, and remedy to which they apply.

18.04 *Limitation of Damages*

- A. With respect to any and all Change Proposals, Claims, disputes subject to final resolution, and other matters at issue, neither Owner nor Engineer, nor any of their officers, directors, members, partners, employees, agents, consultants, or subcontractors, shall be liable to Contractor for any claims, costs, losses, or damages sustained by Contractor on or in connection with any other project or anticipated project.

18.05 *No Waiver*

- A. A party's non-enforcement of any provision shall not constitute a waiver of that provision, nor shall it affect the enforceability of that provision or of the remainder of this Contract.

18.06 *Survival of Obligations*

- A. All representations, indemnifications, warranties, and guarantees made in, required by, or given in accordance with the Contract, as well as all continuing obligations indicated in the Contract, will survive final payment, completion, and acceptance of the Work or termination or completion of the Contract or termination of the services of Contractor.

18.07 *Controlling Law*

- A. This Contract is to be governed by the law of the state in which the Project is located.

18.08 *Headings*

- A. Article and paragraph headings are inserted for convenience only and do not constitute parts of these General Conditions.

Supplementary Conditions

These Supplementary Conditions amend or supplement the Standard General Conditions of the Construction Contract, EJCDC® C-700 (2013 Edition). All provisions that are not so amended or supplemented remain in full force and effect.

The terms used in these Supplementary Conditions have the meanings stated in the General Conditions. Additional terms used in these Supplementary Conditions have the meanings stated below, which are applicable to both the singular and plural thereof.

The address system used in these Supplementary Conditions is the same as the address system used in the General Conditions, with the prefix "SC" added thereto.

ARTICLE 1 – DEFINITIONS AND TERMINOLOGY

SC-1.01 *Defined Terms*

SC 1.01.A.8 Add the following language at the end of last sentence of Paragraph 1.01A.8:

The Change Order form to be used on this Project is EJCDE C-941. Agency approval is required before Change Orders are effective.

SC 1.01.A.48 Add the following language at the end of the last sentence of Paragraph 1.01.A.48:

A work Change Directive cannot change Contract Price or Contract Time without a subsequent Change Order.

SC 1.01.A.49 Add the following new Paragraph after Paragraph 1.01A.48:

Abnormal Weather – Conditions of extreme or unusual weather for a given region, elevation, or season as determined by Engineer. Extreme or unusual weather that is typical for a given region, elevation, or season should not be considered Abnormal Weather Conditions.

SC 1.01.A.50 Add the following new Paragraph after Paragraph 1.01.A.49

Agency – The Project is financed in whole or in part by USDA Rural Utilities Service pursuant to the Consolidated Farm and Rural Development Act (7 USC Section 1921 et seq.). The Rural Utilities Service programs are administered through the USDA Rural Development offices; therefore, the Agency for these documents is USDA Rural Development.

SC 1.01.A.51: "Manufacturer's Certification Letter (Exhibit D) is documentation provided by the manufacturer, supplier, distributor, vendor, fabricator, etc. to various entities stating that the AIS products to be used in the project are produced in the U.S. in accordance with the AIS requirements.

SC 1.01.A.52: "AIS refers to requirements mandated by Section 746 Title VII of the Consolidated Appropriation s Act of 2017 and any subsequent statutes mandating domestic preference. "Iron and Steel Products" is defined in Section 1.b.2.

ARTICLE 2 – PRELIMINARY MATTERS

SC-2.02 Copies of Documents

SC 2.02.A Amend the first sentence of Paragraph 2.02.A. To read as follows:

Owner shall furnish to Contractor five copies of the Contract Documents (including one fully executed counterpart of the Agreement), and one copy in electronic portable document format (PDF).

SC 2.06.B Delete Paragraph 2.06.B and replace it with the term [Deleted]/

ARTICLE 4 - COMMENCEMENT AND PROGRESS OF THE WORK

SC 4.01.A Amend the last sentence of Paragraph 4.01.A by striking out the following words:

In no event with the Contract Times commence to run later than the sixtieth day after the day of Bid opening or the thirtieth day after the Effective Date of the Contract, whichever date is earlier.

SC 4.05.C.2 Amend Paragraph 4.05.C.2 by striking out the following text: “abnormal weather conditions;” and inserting the following text:

Abnormal Weather Conditions;

ARTICLE 5 – AVAILABILITY OF LANDS; SUBSURFACE AND PHYSICAL CONDITIONS; HAZARDOUS ENVIRONMENTAL CONDITIONS

SC-5.03 Subsurface and Physical Conditions

SC 5.03 Delete Paragraphs 5.03.A and 5.03.B in their entirety and insert the following:

A. No reports of explorations or tests of subsurface conditions at or adjacent to the Site, or drawings of physical conditions relating to existing surface or subsurface structures at the Site, are known to Owner.

SC 5.06 Delete Paragraphs 5.06.A and 5.06.B in their entirety and insert the following:

A. No reports or drawings related to Hazardous Environmental Conditions at the Site are known to Owner.

B. Not Used.

ARTICLE 6 – BONDS AND INSURANCE

SC-6.03 Contractor’s Liability Insurance

SC 6.03 Add the following new paragraph immediately after Paragraph 6.03.J:

K. The limits of liability for the insurance required by Paragraph 6.03 of the General Conditions shall provide coverage for not less than the following amounts or greater where required by Laws and Regulations:

1. Workers' Compensation, and related coverages under Paragraphs 6.03.A.1 and A.2 of the General Conditions:

State:	<u>Statutory</u>
Federal, if applicable (e.g., Longshoreman's):	<u>Statutory</u>
Jones Act coverage, if applicable:	
Bodily injury by accident, each accident	\$ <u>NA</u>
Bodily injury by disease, aggregate	\$ <u>NA</u>
Employer's Liability:	
Bodily injury, each accident	\$ <u>2,000,000</u>
Bodily injury by disease, each employee	\$ <u>2,000,000</u>
Bodily injury/disease aggregate	\$ <u>2,000,000</u>
For work performed in monopolistic states, stop-gap liability coverage shall be endorsed to either the worker's compensation or commercial general liability policy with a minimum limit of:	\$ <u>NA</u>
Foreign voluntary worker compensation	<u>Statutory</u>

2. Contractor's Commercial General Liability under Paragraphs 6.03.B and 6.03.C of the General Conditions:

General Aggregate	\$ <u>2,000,000</u>
Products - Completed Operations Aggregate	\$ <u>1,000,000</u>
Personal and Advertising Injury	\$ <u>1,000,000</u>
Each Occurrence (Bodily Injury and Property Damage)	\$ <u>1,000,000</u>

3. Automobile Liability under Paragraph 6.03.D. of the General Conditions:

Bodily Injury:	
Each person	\$ <u>1,000,000</u>
Each accident	\$ <u>1,000,000</u>
Property Damage:	
Each accident	\$ <u>1,000,000</u>

[or]

Combined Single Limit of	\$ <u>1,000,000</u>
4. Excess or Umbrella Liability:	
Per Occurrence	\$ <u>5,000,000</u>
General Aggregate	\$ <u>5,000,000</u>
5. Contractor's Pollution Liability:	
Each Occurrence	\$ <u>NA</u>
General Aggregate	\$ <u>NA</u>
<input checked="" type="checkbox"/>	If box is checked, Contractor is not required to provide Contractor's Pollution Liability insurance under this Contract
6. Additional Insureds: In addition to Owner and Engineer, include as additional insureds the following:	
7. Contractor's Professional Liability:	
(Required when work performed by a Professional Engineer or Land Surveyor by Contractor or Sub-Contractor)	
Each Claim	\$ <u>1,000,000</u>
Annual Aggregate	\$ <u>1,000,000</u>

SC-6.05 *Property Insurance*

SC-6.05.A.1 Add the following new subparagraph after subparagraph 6.05.A.1:

- a. In addition to Owner, Contractor, and all Subcontractors, include as insureds the following:
None

ARTICLE 7 – CONTRACTOR'S RESPONSIBILITIES

SC-7.02 *Labor; Working Hours*

SC-7.02.B. Delete Paragraph 7.02 B. in its entirety, and insert the following:

- B. In the absence of any Laws or Regulations to the contrary, Contractor may perform the Work on holidays, during any or all hours of the day, and on any or all days of the week, at Contractor's sole discretion.

SC 7.03: Add sentence "all iron and steel must meet AIS requirements."

SC 7.04.A Amend the third sentence of Paragraph 7.04.A by striking out the following words:

Unless the specifications or description contains or is followed by words reading that no like, equivalent, or 'or-equal' item is permitted.

SC 7.04.A.1 Amend the last sentence of Paragraph a.3 by striking out "and;" and adding a period at the end of Paragraph a.3.

SC 7.04.A.1 Delete paragraph 7.04.A.1.a.4 in its entirety and insert the following in its place:

[Deleted]

SC 7.04.B.1: "Contractor shall include the Manufacturer's Certification Letter (Exhibit D) for compliance with AIS requirements to support data, if applicable. In addition, Contractor shall maintain an updated AIS Materials List (Exhibit J), to ensure that for de minimis waiver, cost is less than 5% of total materials cost for project and for minor components waiver, the cost of the non-domestically produced component is less than 5% of the total materials cost of the product." An excel version that will compute all totals can be obtained from the RD State Office that can be used as a working copy.

SC 7.05.A.3.a4: "4) comply with AIS by providing the Manufacturer's Certification Letter (Exhibit D), if applicable.

SC 7.06.A Amend Paragraph 7.06.A by adding the following text to the end of the Paragraph:

The Contractor shall not award work valued at more than fifty percent of the Contract Price to Subcontractor(s), without prior written approval of the Owner.

SC 7.06.B Delete paragraph 7.06.B in its entirety and insert the following in its place:

[Delete}

SC 7.06.E Amend the second sentence of Paragraph 7.06.E by striking out "Owner may also require Contractor to retain specific replacements; provided, however, that".

SC 7.11.A: Modify by inserting the following after "written interpretations and clarifications,"; "Manufacturer's Certification Letter (Exhibit D) is documentation provided by the manufacturer, supplier, distributor, vendor, fabricator, etc. to various entities stating that the iron and steel products to be used in the project are produced in the U.S. in accordance with AIS requirements.

SC 7.16.A.1.e: "e. obtain the Manufacturer's Certification Letter (Exhibit D) for any item in the submittal subject to AIS requirements and include the certificate in the submittal.

SC 7.16.D.9: "Engineer's review and approval of shop drawings or sample shall include review of compliance with AIS requirements, as applicable."

SC 7.17.E: "Contractor shall certify upon substantial completion that all work and materials has complied with AIS requirements as mandated and any subsequent statutes mandating domestic preference. Contractor shall provide Contractor's Certification Letter (Exhibit C) to Owner.

ARTICLE 8 – OTHER WORK AT THE SITE

ARTICLE 9 – OWNER’S RESPONSIBILITIES

ARTICLE 10 – ENGINEER’S STATUS DURING CONSTRUCTION

SC-10.03 Project Representative

SC-10.03 Add the following new paragraphs immediately after Paragraph 10.03.A:

- B. The Resident Project Representative (RPR) will be Engineer's representative at the Site, will act as directed by and under the supervision of Engineer, and will confer with Engineer regarding RPR's actions.**
- 1. General: RPR's dealings in matters pertaining to the Work in general shall be with Engineer and Contractor. RPR's dealings with Subcontractors shall only be through or with the full knowledge and approval of Contractor. RPR shall generally communicate with Owner only with the knowledge of and under the direction of Engineer.**
 - 2. Schedules: Review the progress schedule, schedule of Shop Drawing and Sample submittals, and Schedule of Values prepared by Contractor and consult with Engineer concerning acceptability.**
 - 3. Conferences and Meetings: Attend meetings with Contractor, such as preconstruction conferences, progress meetings, job conferences, and other Project-related meetings, and prepare and circulate copies of minutes thereof.**
 - 4. Liaison:**
 - a. Serve as Engineer’s liaison with Contractor. Working principally through Contractor’s authorized representative or designee, assist in providing information regarding the provisions and intent of the Contract Documents.**
 - b. Assist Engineer in serving as Owner’s liaison with Contractor when Contractor’s operations affect Owner’s on-Site operations.**
 - c. Assist in obtaining from Owner additional details or information, when required for proper execution of the Work.**
 - 5. Interpretation of Contract Documents: Report to Engineer when clarifications and interpretations of the Contract Documents are needed and transmit to Contractor clarifications and interpretations as issued by Engineer.**
 - 6. Shop Drawings and Samples:**
 - a. Record date of receipt of Samples and Contractor-approved Shop Drawings.**
 - b. Receive Samples which are furnished at the Site by Contractor, and notify Engineer of availability of Samples for examination.**

- c. Advise Engineer and Contractor of the commencement of any portion of the Work requiring a Shop Drawing or Sample submittal for which RPR believes that the submittal has not been approved by Engineer.
- 7. **Modifications:** Consider and evaluate Contractor's suggestions for modifications in Drawings or Specifications and report such suggestions, together with RPR's recommendations, if any, to Engineer. Transmit to Contractor in writing decisions as issued by Engineer.
- 8. **Review of Work and Rejection of Defective Work:**
 - a. Conduct on-Site observations of Contractor's work in progress to assist Engineer in determining if the Work is in general proceeding in accordance with the Contract Documents.
 - b. Report to Engineer whenever RPR believes that any part of Contractor's work in progress is defective, will not produce a completed Project that conforms generally to the Contract Documents, or will imperil the integrity of the design concept of the completed Project as a functioning whole as indicated in the Contract Documents, or has been damaged, or does not meet the requirements of any inspection, test or approval required to be made; and advise Engineer of that part of work in progress that RPR believes should be corrected or rejected or should be uncovered for observation, or requires special testing, inspection or approval.
- 9. **Inspections, Tests, and System Start-ups:**
 - a. Verify that tests, equipment, and systems start-ups and operating and maintenance training are conducted in the presence of appropriate Owner's personnel, and that Contractor maintains adequate records thereof.
 - b. Observe, record, and report to Engineer appropriate details relative to the test procedures and systems start-ups.
- 10. **Records:**
 - a. Prepare a daily report or keep a diary or log book, recording Contractor's hours on the Site, Subcontractors present at the Site, weather conditions, data relative to questions of Change Orders, Field Orders, Work Change Directives, or changed conditions, Site visitors, deliveries of equipment or materials, daily activities, decisions, observations in general, and specific observations in more detail as in the case of observing test procedures; and send copies to Engineer.
 - b. Record names, addresses, fax numbers, e-mail addresses, web site locations, and telephone numbers of all Contractors, Subcontractors, and major Suppliers of materials and equipment.
 - c. Maintain records for use in preparing Project documentation.

11. Reports:

- a. Furnish to Engineer periodic reports as required of progress of the Work and of Contractor's compliance with the Progress Schedule and schedule of Shop Drawing and Sample submittals.
- b. Draft and recommend to Engineer proposed Change Orders, Work Change Directives, and Field Orders. Obtain backup material from Contractor.
- c. Immediately notify Engineer of the occurrence of any Site accidents, emergencies, acts of God endangering the Work, force majeure or delay events, damage to property by fire or other causes, or the discovery of any Constituent of Concern or Hazardous Environmental Condition.

12. Payment Requests: Review applications for payment with Contractor for compliance with the established procedure for their submission and forward with recommendations to Engineer, noting particularly the relationship of the payment requested to the Schedule of Values, Work completed, and materials and equipment delivered at the Site but not incorporated in the Work.

13. Certificates, Operation and Maintenance Manuals: During the course of the Work, verify that materials and equipment certificates, operation and maintenance manuals and other data required by the Contract Documents to be assembled and furnished by Contractor are applicable to the items actually installed and in accordance with the Contract Documents, and have these documents delivered to Engineer for review and forwarding to Owner prior to payment for that part of the Work.

14. Completion:

- a. Participate in Engineer's visits to the Site to determine Substantial Completion, assist in the determination of Substantial Completion and the preparation of a punch list of items to be completed or corrected.
- b. Participate in Engineer's final visit to the Site to determine completion of the Work, in the company of Owner and Contractor, and prepare a final punch list of items to be completed and deficiencies to be remedied.
- c. Observe whether all items on the final list have been completed or corrected and make recommendations to Engineer concerning acceptance and issuance of the notice of acceptability of the work.

C. The RPR shall not:

1. Authorize any deviation from the Contract Documents or substitution of materials or equipment (including "or-equal" items).
2. Exceed limitations of Engineer's authority as set forth in the Contract Documents.
3. Undertake any of the responsibilities of Contractor, Subcontractors, or Suppliers.

4. Advise on, issue directions relative to, or assume control over any aspect of the means, methods, techniques, sequences or procedures of Contractor's work.
5. Advise on, issue directions regarding, or assume control over security or safety practices, precautions, and programs in connection with the activities or operations of Owner or Contractor.
6. Participate in specialized field or laboratory tests or inspections conducted off-site by others except as specifically authorized by Engineer.
7. Accept Shop Drawing or Sample submittals from anyone other than Contractor.
8. Authorize Owner to occupy the Project in whole or in part.

SC 10.10.A: Services required to determine and certify that, to the best of the Engineer's knowledge and belief, all iron and steel products referenced in the engineering analysis, the plans, specifications, bidding documents, and associated bid addenda requiring design revisions are either produced in the U.S. or are the subject of an approved waiver. Services required to determine, to the best of the Engineer's knowledge and belief, that approved substitutes, equals, and all iron and steel products proposed in the shop drawings, change orders, and partial pay estimates are either produced in the U.S. or are the subject of an approved waiver under the Consolidate Appropriations Act of 2017.

ARTICLE 11 – AMENDING THE CONTRACT DOCUMENTS: CHANGES IN THE WORK

SC 11.06.A.1: Modify by inserting the following sentence after "within 15 days after the submittal of the change proposal..." "Include supporting data (project name, name of manufacturer, city and state where the product was manufactured, description of product, signature of authorized manufacturer's representative) in the Manufacturer's Certification Letter (Exhibit D), as applicable."

SC 11.07.C Add the following new Paragraph after Paragraph 11.07.B:

All Contract Change Orders must be concurred in by Agency before they are effective.

ARTICLE 13 – COST OF THE WORK; ALLOWANCES; UNIT PRICE WORK

SC-13.01 Cost of the Work

SC 13.01.B.5.c Delete Paragraph 13.01.B.5.c in its entirety and insert the following in its place:

c. Construction Equipment and Machinery:

- 1) Rentals of all construction equipment and machinery, and the parts thereof, in accordance with rental agreements approved by Owner with the advice of Engineer, and the costs of transportation, loading, unloading, assembly, dismantling, and removal thereof. All such costs shall be in accordance with the terms of said rental agreements. The rental of any such equipment,

machinery, or parts shall cease when the use thereof is no longer necessary for the Work.

- 2) Costs for equipment and machinery owned by Contractor will be paid at a rate as determined by KYTC Current Equipment Rates found by contacting Chris Sutton @ chris.sutton2@ky.gov. An hourly rate will be computed by dividing the monthly rates by 176. These computed rates will include all operating costs. Costs will include the time the equipment or machinery is in use on the changed Work and the costs of transportation, loading, unloading, assembly, dismantling, and removal when directly attributable to the changed Work. The cost of any such equipment or machinery, or parts thereof, shall cease to accrue when the use thereof is no longer necessary for the changed Work. Equipment or machinery with a value of less than \$1,000 will be considered small tools.

SC-13.02 Allowances

SC 13.02.C Delete Paragraph 13.02.C in its entirety and insert the following in its place:

[Deleted]

ARTICLE 14 – TESTS AND INSPECTIONS; CORRECTION, REMOVAL OR ACCEPTANCE OF DEFECTIVE WORK

SC-14.03 Defective Work

SC 14.03G: Installation of materials that are non-compliant with AIS requirements shall be considered defective work.

ARTICLE 15 – PAYMENTS TO CONTRACTOR; SET-OFFS; COMPLETION; CORRECTION PERIOD

SC-15.01 Progress Payments

SC 15.01.B Amend the second sentence of Paragraph 15.01.B.1 by striking out the following text: “a bill of sale, invoice, or other.”

SC 15.01.B.3 Add the following language at the end of paragraph 15.01.B.3:

No payment will be made that would deplete the retainage, place in escrow any funds that are required, or invest the retainage for the benefit of the Contractor.

SC 15.01.B.4 Add the following new Paragraph after Paragraph 15.01.B.3:

The Application for Payment form to be used on this Project is EJCDC C-620. The Agency must approve all Applications for Payment before payment is made.

SC 15.01.B.4: "4. By submitting materials for payment, Contractor is certifying that the submitted materials are compliant with AIS requirements. Manufacturers' Certification letter for Materials satisfy this certification. Refer to Manufacturer's Certification Letter provided in these Contract Documents.

SC 15.01.C.2d: The materials presented for payment comply with AIS requirements.

SC15.01.D.1 Delete Paragraph 15.01.D.1 in its entirety and insert the following in its place:

The Application for Payment with Engineer's recommendations will be presented to the Owner and Agency for consideration. If both the Owner and Agency find the Application for Payment acceptable, the recommended amount less any reduction under the provisions of Paragraph 15.01.E will become due twenty (20) days after the Application for Payment is presented to the Owner, and the Owner will make payment to the Contractor.

SC 15.01.D.2: An updated AIS Materials List (See Exhibit J) included in these contract documents must be dated and signed and submitted with each pay request prior to payment being authorized. An excel version that will compute all totals can be obtained from the RD State Office that can be used as a working copy.

SC-15.02 Contractor's Warranty of Title

SC 15.02.A Amend Paragraph 15.02.A by striking out the following text: "no later than seven days after the time of payment by Owner" and insert "no later than the time of payment by Owner."

SC-15.03 *Substantial Completion*

SC 15.03.A: Modify by adding the following "Services required to determine and certify that, to the best of the Contractor's knowledge and belief, all substitutes, equals, and iron and steel products proposed in the shop drawings, change orders, and partial payment estimates are produced in the U.S. or are the subject of an approved waiver. Services required to certify that, to the best of the Contractor's knowledge, all those products installed for the project are either produced in the U.S. or are the subject of an approved waiver.

SC 15.03.B Add the following new subparagraph to Paragraph 15.03.B:

1. If some or all of the Work has been determined not to be at a point of Substantial Completion and will require re-inspection or re-testing by Engineer, the cost of such re-inspection or re-testing, including the cost of time, travel and living expenses, shall be paid by Contractor to Owner. If Contractor does not pay, or the parties are unable to agree as to the amount owed, then Owner may impose a reasonable set-off against payments due under Article 15.

ARTICLE 17 – FINAL RESOLUTION OF DISPUTES

SC-17.02 Add the following new paragraph immediately after Paragraph 17.01.

SC-17.02 Arbitration

- A. All matters subject to final resolution under this Article will be decided by arbitration in accordance with the rules of *[insert name of selected arbitration agency]*, subject to the conditions and limitations of this paragraph. This agreement to arbitrate and any other agreement or consent to arbitrate entered into will be specifically enforceable under the prevailing law of any court having jurisdiction.
- B. The demand for arbitration will be filed in writing with the other party to the Contract and with the selected arbitrator or arbitration provider, and a copy will be sent to Engineer for information. The demand for arbitration will be made within the specific time required in this Article, or if no specified time is

applicable within a reasonable time after the matter in question has arisen, and in no event shall any such demand be made after the date when institution of legal or equitable proceedings based on such matter in question would be barred by the applicable statute of limitations. The demand for arbitration should include specific reference to Paragraph SC-17.02.D below.

- C. No arbitration arising out of or relating to the Contract shall include by consolidation, joinder, or in any other manner any other individual or entity (including Engineer, and Engineer's consultants and the officers, directors, partners, agents, employees or consultants of any of them) who is not a party to this Contract unless:
 - 1. the inclusion of such other individual or entity is necessary if complete relief is to be afforded among those who are already parties to the arbitration; and
 - 2. such other individual or entity is substantially involved in a question of law or fact which is common to those who are already parties to the arbitration and which will arise in such proceedings.
- D. The award rendered by the arbitrator(s) shall be consistent with the agreement of the parties, in writing, and include a concise breakdown of the award, and a written explanation of the award specifically citing the Contract provisions deemed applicable and relied on in making the award.
- E. The award will be final. Judgment may be entered upon it in any court having jurisdiction thereof, and it will not be subject to modification or appeal, subject to provisions of the Laws and Regulations relating to vacating or modifying an arbitral award.
- F. The fees and expenses of the arbitrators and any arbitration service shall be shared equally by Owner and Contractor.

ARTICLE 18 – MISCELLANEOUS

SC 18.09 Add the following new paragraph after Paragraph 18.08:

Tribal Sovereignty. No provision of this Agreement will be construed by any of the signatories as abridging or debilitating any sovereign powers of the {insert name of Tribe} Tribe; affecting the trust-beneficiary relationship between the Secretary of the Interior, Tribe, and Indian landowner(s); or interfering with the government-to-government relationship between the United States and the Tribe.

ARTICLE – FEDERAL REQUIREMENTS

SC 19.01 Add the following language as Paragraph 19.01 with the title "Agency Not a Party":

- A. This Contract is expected to be funded in part with funds provided by Agency. Neither Agency, nor any of its departments, entities, or employees is a part to this Contract.

SC 19.02 Add the following sections after Article 19.01 with the title "Contract Approval":

- A. Owner and Contractor will furnish Owner's attorney such evidence as required so that Owner's attorney can complete and execute the following "Certificate of Owner's Attorney" (Attachment GC-A) before Owner submits the executed Contract Documents to Agency for approval.
- B. Concurrence by Agency in the award of the Contract is required before the Contract is effective.

SC 19.03 Add the following language after Article 19.02.B with the title "Conflict of Interest":

- A. Contractor may not knowingly contract with a supplier or manufacturer if the individual or entity who prepared the plans and specifications has a corporate or financial affiliation with the supplier or manufacturer. Owner's officers, employees, or agents shall not engage in the award or administration of this Contract if a conflict of interest, real or apparent, would be involved. Such a conflict would arise when: (i) the employee, officer or agent; (ii) any member of their immediate family; (iii) their partner or (iv) an organization that employs, or is about to employ, any of the above, has a financial interest in Contractor. Owner's officers, employees, or agents shall neither solicit nor accept gratuities, favors, or anything of monetary value from Contractor or subcontractor.

SC 19.04 Add the following language after Article 19.03.A with the title "Gratuities":

- A. If Owner finds after a notice and hearing that Contractor, or any of Contractor's agents or representatives, offered or gave gratuities (in the form of entertainment, gifts or otherwise) to any official, employee, or agent of Owner or Agency in an attempt to secure this Contract or favorable treatment in awarding, amending, or making any determinations related to the performance of this Contract, Owner may, by written notice to Contractor, terminate this Contract. Owner may also pursue other rights and remedies that the law or this Contract provides. However, the existence of the facts on which Owner bases such findings shall be an issue and may be reviewed in proceedings under the dispute resolution provisions of this Contract.
- B. In the event this Contract is terminated as provided in paragraph 19.04.A, Owner may pursue the same remedies against Contractor as it could pursue in the event of a breach of this Contract by Contractor. As a penalty, in addition to any other damages to which it may be entitled by law, Owner may pursue exemplary damages in an amount (as determined by Owner) which shall not be less than three nor more than ten times the costs Contractor incurs in providing any such gratuities to any such officer or employee.

SC 19.05 Add the following language after Article 19.04.B with the title "Audit and Access to Records"

- A. Owner, Agency, the Comptroller General of the United States, or any of their duly authorized representatives, shall have access to any books, documents, papers, and records of the Contractor which are pertinent to the Agreement, for the purpose making audits, examinations, excerpts, and transcriptions. Engineer shall maintain all required records for three years after final payment is made and all other pending matters are closed.

SC 19.06 Add the following language after Article 19.05.A with the title "Small, Minority and Women's Business":

- A. If Contractor intends to let any subcontractors for a portion of the work, Contractor shall take affirmative steps to assure that small, minority and women's businesses are used when possible as sources of supplies, equipment, construction, and services. Affirmative steps shall consist of : (1) including qualified small, minority and women's businesses on solicitation lists; (2) assuring that small, minority and women's businesses are solicited whenever they are potential sources; (3) dividing total requirements when economically feasible, into small tasks or quantities to permit maximum participation of small, minority and women's businesses; (4) establishing delivery schedules, where the requirements of the work permit, which will encourage participation by small, minority and women's businesses; (5) using the services and assistance of the Small Business Administration and the Minority Business Development Agency of the U.S. Department of Commerce; (6) requiring each party to a subcontract to take the affirmative steps of this section; and (7) Contractor is encouraged to procure goods and services from labor surplus area firms.

SC 19.07 Add the following after Article 19.06.A with the title "Anti-Kickbacks":

- A. Contractor shall comply with the Copeland Anti-Kickback Act (18 USC 874 and 40 USC 276e) as supplemented by Department of Labor regulations (29 CFR Part 3, "Contractors and Subcontractors on Public Buildings or Public Works Financed in Whole or in Part by Loans or Grants of the United States"). The Act provides that Contractor or subcontractor shall be prohibited from inducing, by any means, any person employed in the construction, completion, or repair of public facilities, to give up any part of the compensation to which they are otherwise entitled. Owner shall report all suspected or reported violations to Agency.

SC 19.08 Add the following after Article 19.07.A with the title "Clean Air and Pollution Control Acts":

- A. If this Contract exceeds \$100,000, compliance with all applicable standards, orders, or requirements issued under section 306 of the Clean Air Act (42 U.S.C. 1857(b) and 42 USC 7401et. seq.), section 508 of the Clean Water Act (33 U.S.C. 1368) and Federal Water Pollution Control Act (33 USC 1251 et seq.), Executive Order 11738, and Environmental Protection Agency regulations is required. Contractor will report violations to the Agency and the Regional Office of the EPA.

SC 19.09 Add the following after Article 19.08 with the title "State Energy Policy";

- A. Contractor shall comply with the Energy Policy and Conservation Act (P.L. 94-163). Mandatory standards and policies relating to energy efficiency, contained in any applicable State Energy Conservation Plan, shall be utilized.

SC 19.10 Add the following after Article 19.09 with the title "Equal Opportunity Requirements";

- A. If this Contract exceeds \$10,000, Contractor shall comply with Executive Order 11246, "Equal Employment Opportunity," as amended by Executive Order 11375, "Amending Executive Order 11246 Relating to Equal Employment Opportunity," and as supplemented by regulations at 41 CFR part 60, "Office of Federal Contract Compliance Programs, Equal Employment Opportunity, Department of Labor."
- B. Contractor's compliance with Executive Order 11246 shall be based on its implementation of the Equal Opportunity Clause, specific affirmative active obligations required by the Standard Federal Equal Employment Opportunity

Construction Contract Specifications, as set forth in 41 CFR Part 60-4 and its efforts to meet the goals established for the geographical area where the Contract is to be performed. The hours of minority and female employment and training must be substantially uniform throughout the length of the Contract, and in each trade, and Contractor shall make a good faith effort to employ minorities and women evenly on each of its projects. The transfer of minority or female employees or trainees from Contractor to Contractor or from project to project for the sole purpose of meeting Contractor's goals shall be a violation of the Contract, the Executive Order, and the regulations in 41 CFR part 60-4. Compliance with the goals will be measured against the total work hours performed.

- C. Contractor shall provide written notification to the Director of the Office of Federal Contract Compliance Programs within 10 working days of award of any construction subcontract in excess of \$10,000 at any tier for construction work under the Contract resulting from this solicitation. The notification shall list the name, address, and telephone number of the subcontractor; employer identification number; estimated dollar amount of subcontractor; estimated starting and completion dates of the subcontract; and the geographical area in which the Contract is to be performed.

SC 19.11 Add the following after Article 19.10.C with the title "Restrictions on Lobbying";

- A. Contractor and each subcontractor shall comply with Restrictions on Lobbying (Public Law 101-121, Section 319) as supplemented by applicable Agency regulations. This Law applies to the recipients of contracts and subcontracts that exceed \$100,000 at any tier under Federal loan that exceeds \$150,000 or a Federal grant that exceeds \$100,000. If applicable, Contractor must complete a certification form on lobbying activities related to a specific Federal loan or grant that is a funding source for this Contract. Each tier certifies to the tier above that it will not and has not used Federal appropriated funds to pay any person or organization for influencing or attempting to influence an officer or employee of any agency, a member of Congress, or an employee of a member of Congress in connection with obtaining any Federal contract, grant, or any other award covered by 31 U.S.C.1352. Each tier shall disclose any lobbying with non-Federal funds that takes place in connection with obtaining any Federal award. Certifications and disclosures are forwarded from tier to tier up to the Owner. Necessary certification and disclosure forms shall be provided by Owner.

SC 19.12 Add the following after Article 19.11.A with the title "Environmental Requirements";

When constructing a Project involving trenching and/or other related earth excavations, Contractor shall comply with the following environmental conditions;

- A. Wetlands – When disposing of excess, spoil, or other construction materials on public or private property, Contractor shall not fill in or otherwise convert wetlands.
- B. Floodplains – When disposing of excess, spoil, or other construction materials on public or private property, Contractor shall not fill in or otherwise convert 100-year floodplain area (Standard Flood Hazard Area) delineated on the latest Federal Emergency Management Agency Floodplain Maps, or other appropriate maps, e.g., alluvial soils on NRCS Soil Survey Maps.

- C. **Historic Preservation** – Any excavation by Contractor that uncovers an historical or archaeological artifact or human remains shall be immediately reported to Owner and a representative of Agency. Construction shall be temporarily halted pending the notification process and further directions issued by Agency after consultation with the State Historical Preservation Officer (SHPO).
- D. **Endangered Species** – Contractor shall comply with the Endangered Species Act, which provides for the protection of endangered and/or threatened species and critical habitat. Should any evidence of the presence of endangered and/or threatened species or their critical habitat be brought to the attention of Contractor, Contractor will immediately report this evidence to Owner and a representative of Agency. Construction shall be temporarily halted pending the notification process and further directions issued by Agency after consultation with the U.S. Fish and Wildlife Service.
- E. **Mitigation Measures** – The following environmental mitigation measures are required on this Project: N/A

SC19.14: Section 746 of Title VII of the Consolidated Appropriations Act of 2017 (Division A-Agriculture, Rural Development, Food and Drug Administration, and Related Agencies Appropriations Act, 2017) and any subsequent statutes mandating domestic preference applies in AIS requirement to this project. All iron and steel products used in this project must be produced in the U.S. The term "iron and steel products" is defined in Section 1.b.2. The de minimis and minor components waivers {add project specific waivers as applicable} apply to this contract."

SC 19.15: add Definitions:

"Assistance recipient" is the entity that received funding assistance from programs required to comply with AIS requirements in the Consolidated Appropriations Act of 2017 and any subsequent statutes mandating domestic preference. This term includes owner and/or applicant.

"Certifications" means the following:

- *Manufacturers'* certification is the documentation provided by the manufacturer or fabricator to various entities stating that the iron and steel products to be used in the project are produced in the U.S. in accordance with AIS requirements. If items are purchased via a supplier, distributor, vendor, etc. vs. direct from the manufacturer or fabricator directly, then the supplier, distributor, vendor, etc. will be responsible for obtaining and providing these certification letters to the parties purchasing the product.
- *Engineer's* certification is documentation that plans, specifications, and bidding documents comply with AIS.
- *Contractors'* certification is documentation submitted upon substantial completion of the project that all iron and steel products installed were produced in the U.S.

"Coating" means a covering that is applied to the surface of an object. If a coating is applied to the external surface of a domestic iron or steel component, and the application takes place outside of the U.S., said product will be considered a compliant product under the AIS requirements. Any coating processes that are applied to the

external surface of iron and steel components that would otherwise be AIS compliant would not disqualify the product from meeting the AIS requirements regardless of where the coating processes occur, provided that final assembly of the product occurs in the U.S. This exemption only applies to coatings on the *external surface* of iron and steel products, such as the lining of lined pipes. All manufacturing processes for lined pipes, including the application of pipe lining, must occur in U.S. for the product to be compliant with AIS requirements.

"Contractor" is the individual or entity with which the applicant has contracted (or is expected to) to perform construction services (or for water and waste projects funded by the programs which are subject to AIS requirements). This includes bidders and/or contractors that have received an award from the applicant and any party having a direct contractual relationship with the owner/applicant. A general contractor is often referred to as the prime contractor.

"Construction materials" are those articles, materials, or supplies made primarily of iron and steel, that are permanently incorporated into the project, not included mechanical and/or electrical components, equipment and systems. Some of these products may overlap with what is also considered "structural steel".

Note: Mechanical and electrical components, equipment, and systems are not considered construction materials. See definition of mechanical and electrical equipment.

"De minimis incidental components" are various miscellaneous low-cost components that are essential for, but incidental to, the construction and are incorporated into the physical structure of the project. Examples of incidental components could include small washers, screws, fasteners (such as "off the shelf" nuts and bolts, miscellaneous wire, corner bead, ancillary tube, signage, trash bins, door hardware etc.

Costs for de minimis incidental components cumulatively may comprise no more than a total of five percent of the total cost of the materials used in and incorporated into a project. The cost of an individual item may not exceed one percent of the total cost of the materials used in and incorporated into a project.

"Engineer" is an individual or entity with which the owner has contracted to perform engineering/architectural services for water and waste projects funded by the programs subject to AIS requirements.

"Iron and Steel Products" are defined as the following products made primarily of iron and steel: lined or unlined pipes and fittings, manhole covers and other municipal castings, hydrants, tanks, flanges, pipe clamps and restraints, valves, structural steel, reinforced precast concrete, and construction materials. Only items on the above list made of primarily iron or steel, permanently incorporated into the project must be produced in the U.S. For example; trench boxes, scaffolding or equipment, which are removed from the project site upon completion of the project, are not required to be made of U.S. Iron or Steel.

"Manufacturers" meaning supplier, fabricator, distributor, materialman, or vendor is an entity with which the applicant, general contractor or with any subcontractor has contracted to furnish materials or equipment to be incorporated in the project by the applicant, contractor or subcontractor.

"Manufacturing processes" are processes such as melting, refining, forming, rolling, drawing, finishing, and fabricating. Further, if a domestic iron and steel product is taken out of the U.S. for any part of the manufacturing process, it becomes foreign source material. However, raw materials such as iron ore, limestone, and iron and steel scrap are not covered by the AIS requirements, and the material(s), if any, being applied as coating are similarly not covered. Non-iron or steel components of an iron and steel product may come from non-U.S. sources. For example, for products such as valves and hydrants, the individual non-iron and steel components do not have to be of domestic origin. Raw materials, such as iron ore, limestone, scrap iron, and scrap steel, can come from non-U.S. sources.

"Mechanical equipment" is typically that which has motorized parts and/or is powered by a motor. "Electrical equipment" is typically any machine powered by electricity and included components that are part of the electrical distribution system. AIS does not apply to mechanical equipment.

"Minor components" are components within an iron or steel product otherwise compliant with the AIS requirements. This is different from the de minimis definition where de minimis pertains to the entire project and the minor component definition pertains to a single product. This waiver would allow non-domestically produced miscellaneous minor components comprising up to five percent of the total material cost of an otherwise domestically produced iron and steel product to be used. However, unless a separate waiver for a product has been approved, all other iron and steel components in said product must still meet the AIS requirements. This waiver does not exempt the whole product from the AIS requirements. Only minor components within said product and the iron or steel components of the product must be produced domestically. Valves and hydrants are also subject to the cost ceiling requirements described here. Examples of minor components could include items such as pins and springs in valves/hydrants, bands/straps in couplings, and other low cost items such as small fasteners etc.

"Municipal castings" are cast iron and steel infrastructure products that are melted and cast. They typically provide access, protection, or housing for components incorporated into utility owned drinking water, storm water, wastewater, and solid waste infrastructure.

"National Office" refers to the office responsible for the oversight and administration of the program nationally. The National Office sets policy, develops program regulations, and provides training and technical assistance to help the state offices administer the program. The National Office is located in Washington, D.C.

"Owner" is the individual or entity with which the general contractor has contracted regarding the work, and which has agreed to pay the general contractor for the performance of the work pursuant to the terms of the contract for water and waste projects funded by the programs subject to AIS requirement. For the purpose of this Bulletin, the term is synonymous with the term "applicant" as defined in 7 CFR 1780.7 (a) (1), (2), and (3), and is an entity receiving financial assistance from the programs subject to AIS requirements.

"Primarily iron or steel" is defined as a product made of greater than 50 percent iron or steel, measured by cost. The cost should be based on the material costs. An exception to this definition is reinforced precast concrete (see Definition). All technical

specifications and applicable industry standards (e.g. NIST, NSF, AWWA) must be met. If a product is determined to be less than 50 percent iron and steel, the AIS requirements do not apply.

For example, the cost of a fire hydrant includes:

1. The cost of materials used for the iron portion of the fire hydrant (e.g. bonnet, body, and shoe); and
2. The cost to pour and cast and create those components (e.g. labor and energy).

Not included in the cost are:

1. The additional material costs for the non-iron and steel internal working of the hydrant (e.g. stem, coupling, valve, seals, etc.); and
2. The cost to assemble the internal workings into the hydrant body.

"Produced in the United States" means that the production in the United States of the iron or steel products used in the project requires that all manufacturing processes must take place in the United States, with the exception of metallurgical processes involving refinement of steel additives.

"Project" is the total undertaking to be accomplished for the applicant by consulting engineers, general contractors, and others including the planning, study, design, construction, testing, commissioning, and start-up of which the work to be performed under the contract is a part. A project includes all activity that an applicant is undertaking to be financed in whole or part by programs subject to AIS requirements. The intentional splitting of projects to separate into smaller contracts or obligations to avoid AIS requirements is prohibited.

"Reinforced Precast Concrete" may not consist of at least 50 percent iron or steel, but the reinforcing bars and wire must be produced in the United States and meet the same standards for any other iron or steel product. Additionally, the casting of the concrete product must take place in the United States. The cement and other raw materials used in concrete production are not required to be of domestic origin. If the reinforced concrete is cast at the construction site, the reinforcing bar and wire are considered to be a construction material and must be produced in the United States.

"Steel" means an alloy that includes at least 50 percent iron 0.02 and 2 percent carbon, and may include other elements. Metallic elements such as chromium, nickel, molybdenum, manganese, and silicon may be added during the melting of steel for the purpose of enhancing properties such as corrosion resistance, hardness, or strength. The definition of steel covers carbon steel, alloy steel, stainless steel, tool steel, and other specialty steels.

"Structural steel" is rolled flanged shapes, having at least one dimension of their cross-section three inches or greater, which are used in the construction of bridges, buildings, ships, railroad rolling stock, and for numerous other constructional purposes. Such shapes are designated as wide-flange shapes, standard I beams, channels, angles, tees, and zees. Other shapes include by are not limited to, H-piles, sheet piling tie plates, cross ties, and those for other special purposes.

"United States" means each of the several states, the District of Columbia, and each Federally Recognized Indian Tribe.

CERTIFICATION FOR CONTRACTS, GRANTS AND LOANS

The undersigned certifies, to the best of his or her knowledge and belief, that:

1. No Federal appropriated funds have been paid or will be paid, by or on behalf of the undersigned, to any person for influencing or attempting to influence an officer or employee of any agency, a Member of Congress, an officer or employee of Congress, or an employee of a Member of Congress in connection with the awarding of any Federal contract, the making of any Federal grant or Federal loan, and the extension, continuation, renewal, amendment, or modification of any Federal contract, grant or loan.

2. If any funds other than Federal appropriated funds have been paid or will be paid to any person for influencing or attempting to influence an officer or employee of any agency, a Member of Congress, an officer or employee of Congress, or an employee of a Member of Congress in connection with this Federal contract, grant or loan, the undersigned shall complete and submit Standard Form - LLL, "Disclosure of Lobbying Activities," in accordance with its instructions.

3. The undersigned shall require that the language of this certification be included in the award documents for all subawards at all tiers (including contracts, subcontracts, and subgrants under grants and loans) and that all subrecipients shall certify and disclose accordingly.

This certification is a material representation of fact upon which reliance was placed when this transaction was made or entered into. Submission of this certification is a prerequisite for making or entering into this transaction imposed by section 1352, title 31, U.S. Code. Any person who fails to file the required certification shall be subject to a civil penalty of not less than \$10,000 and not more than \$100,000 for each such failure.

(name)

(date)

(title)

oOo

U.S. DEPARTMENT OF AGRICULTURE

**Certification Regarding Debarment, Suspension, Ineligibility
and Voluntary Exclusion - Lower Tier Covered Transactions**

This certification is required by the regulations implementing Executive Order 12549, Debarment and Suspension, 7 CFR part 3017, Section 3017.510, Participants' responsibilities. The regulations were published as Part IV of the January 30, 1989, Federal Register (pages 4722-4733). Copies of the regulations may be obtained by contacting the Department of Agriculture agency with which this transaction originated.

(BEFORE COMPLETING CERTIFICATION, READ INSTRUCTIONS ON REVERSE)

- (1) The prospective lower tier participant certifies, by submission of this proposal, that neither it nor its principals is presently debarred, suspended, proposed for debarment, declared ineligible, or voluntarily excluded from participation in this transaction by any Federal department or agency.

- (2) Where the prospective lower tier participant is unable to certify to any of the statements in this certification, such prospective participant shall attach an explanation to this proposal.

Organization Name

PR/Award Number or Project Name

Name(s) and Title(s) of Authorized Representative(s)

Signature(s)

Date

Instructions for Certification

1. By signing and submitting this form, the prospective lower tier participant is providing the certification set out on the reverse side in accordance with these instructions.
2. The certification in this clause is a material representation of fact upon which reliance was placed when this transaction was entered into. If it is later determined that the prospective lower tier participant knowingly rendered an erroneous certification, in addition to other remedies available to the Federal Government, the department or agency with which this transaction originated may pursue available remedies, including suspension and/or debarment.
3. The prospective lower tier participant shall provide immediate written notice to the person to which this proposal is submitted if at any time the prospective lower tier participant learns that its certification was erroneous when submitted or has become erroneous by reason of changed circumstances.
4. The terms "covered transaction," "debarred," "suspended," "ineligible," "lower tier covered transaction," "participant," "person," "primary covered transaction," "principal," "proposal," and "voluntarily excluded," as used in this clause, have the meanings set out in the Definitions and Coverage sections of rules implementing Executive Order 12549. You may contact the person to which this proposal is submitted for assistance in obtaining a copy of those regulations.
5. The prospective lower tier participant agrees by submitting this form that, should the proposed covered transaction be entered into, it shall not knowingly enter into any lower tier covered transaction with a person who is debarred, suspended, declared ineligible, or voluntarily excluded from participation in this covered transaction, unless authorized by the department or agency with which this transaction originated.
6. The prospective lower tier participant further agrees by submitting this form that it will include this clause titled "Certification Regarding Debarment, Suspension, Ineligibility and Voluntary Exclusion - Lower Tier Covered Transaction," without modification, in all lower tier covered transaction and in all solicitations for lower tier covered transactions.
7. A participant in a covered transaction may rely upon a certification of a prospective participant in a lower tier covered transaction that is not debarred, suspended, ineligible, or voluntarily excluded from the covered transaction, unless it knows that the certification is erroneous. A participant may decide the method and frequency by which it determines the eligibility of its principals. Each participant may, but is not required to, check the Nonprocurement List.
8. Nothing contained in the foregoing shall be construed to require establishment of a system of records in order to render in good faith the certification required by this clause. The knowledge and information of a participant is not required to exceed that which is normally possessed by a prudent person in the ordinary course of business dealings.
9. Except for transactions authorized under paragraph 5 of these instructions, if a participant in a covered transaction knowingly enters into a lower tier covered transaction with a person who is suspended, debarred, ineligible, or voluntarily excluded from participation in this transaction, in addition to other remedies available to the Federal Government, the department or agency with which this transaction originated may pursue available remedies, including suspension and/or debarment.

COMPLIANCE STATEMENT

This statement relates to a proposed contract with _____

(Name of borrower or grantee)

who expects to finance the contract with assistance from either the Rural Housing Service (RHS), Rural Business-Cooperative Service (RBS), or the Rural Utilities Service (RUS) or their successor agencies, United States Department of Agriculture (whether by a loan, grant, loan insurance, guarantee, or other form of financial assistance). I am the undersigned bidder or prospective contractor, I represent that:

1. I have, have not, participated in a previous contract or subcontract subject to Executive Order 11246 (regarding equal employment opportunity) or a preceding similar Executive Order.
2. If I have participated in such a contract or subcontract, I have, have not, filed all compliance reports that have been required to file in connection with the contract or subcontract.
 If the proposed contract is for \$50,000 or more: or If the proposed nonconstruction contract is for \$50,000 or more and I have 50 or more employees, I also represent that:
3. I have, have not previously had contracts subject to the written affirmative action programs requirements of the Secretary of Labor.
4. If I have participated in such a contract or subcontract, I have, have not developed and placed on file at each establishment affirmative action programs as required by the rules and regulations of the Secretary of Labor.

I understand that if I have failed to file any compliance reports that have been required of me, I am not eligible and will not be eligible to have my bid considered or to enter into the proposed contract unless and until I make an arrangement regarding such reports that is satisfactory to either the RHS, RBS or RUS, or to the office where the reports are required to be filed.

I also certify that I do not maintain or provide for my employees any segregated facilities at any of my establishments, and that I do not permit my employees to perform their services at any location, under my control, where segregated facilities are maintained. I certify further that I will not maintain or provide for my employees any segregated facilities at any of my establishments, and that I will not permit my employees to perform their services at any location, under my control, where segregated facilities are maintained. I agree that a breach of this certification is a violation of the Equal Opportunity clause in my contract. As used in this certification, the term "segregated facilities" means any waiting rooms, work areas, restrooms and wash rooms, restaurants and other eating areas time clocks, locker rooms and other storage or dressing areas, parking lots, drinking fountains, recreation or entertainment areas, transportation, and housing facilities provided for employees which are segregated by explicit directive or are in fact segregated on the basis of race, creed, color, or national origin, because of habit, local custom, or otherwise. I further agree that (except where I have obtained identical certifications for proposed subcontractors for specific time periods) I will obtain identical certifications from proposed subcontractors prior to the award of subcontracts exceeding \$10,000 which are not exempt from the provisions of the Equal Opportunity clause; that I will retain such certifications in my files; and that I will forward the following notice to such proposed subcontractors (except where the proposed subcontractors have submitted identical certifications for specific time periods):

According to the Paperwork Reduction Act of 1995, an agency may not conduct or sponsor, and a person is not required to respond to a collection of information unless it displays the valid OMB control number. The valid OMB control number for this information collection is 0575-0018. The time required to complete this information collection is estimated to average 10 minutes per response, including the time for reviewing instructions, searching existing data sources, gathering and maintaining the data needed, and completing and reviewing the collection of information.

**NOTICE TO PROSPECTIVE SUBCONTRACTORS OF REQUIREMENTS FOR
CERTIFICATIONS OF NON-SEGREGATED FACILITIES**

A certification of Nonsegregated Facilities, as required by the May 9, 1967, order (32F.R. 7439, may 19, 1967) on Elimination of Segregated Facilities, by the Secretary of Labor, must be submitted prior to the award of a subcontract exceeding \$ 10,000 which is not exempt from the provisions of the Equal Opportunity clause. The certification may be submitted either for each subcontract or for all subcontracts during a period (i.e., quarterly, semiannually, or annually).

NOTE: The penalty for making false statements in offers is prescribed in 18 U.S.C. 1001.

DATE _____

(Signature of Bidder or Prospective Contractor)

Address (including Zip Code)

CERTIFICATE OF OWNER'S ATTORNEY AND AGENCY CONCURRENCE

CERTIFICATE OF OWNER'S ATTORNEY

PROJECT NAME: _____

CONTRACTOR NAME: _____

I, the undersigned, _____, the duly authorized and acting legal representative of _____, do hereby certify as follows: I have examined the attached Contract(s) and performance and payment bond(s) and the manner of execution thereof, and I am of the opinion that each of the aforesaid agreements is adequate and has been duly executed by the proper parties thereto acting through their duly authorized representatives; and that said representatives have full power and authority to execute said agreements on behalf of the respective parties named thereon; and that the forgoing agreements constitute valid and legally binding obligations upon the parties executing the same in accordance with the terms, conditions and provisions thereof.

Name

Date

AGENCY CONCURRENCE

As lender or insurer of funds to defray the costs of the Contract, and without liability for any payments thereunder, the Agency hereby concurs in the form, content, and execution of this Agreement.

Agency Representative Signature

Date

Printed Name and Title

ENGINEER'S CERTIFICATION ON FINAL PLANS AND SPECIFICATIONS

PROJECT NAME: _____

The final Drawings and Specifications, other assembled Construction Contract Documents, bidding-related documents (or request for proposals or other construction procurement documents), and any other Final Design Phase deliverables, comply with all requirements of the US Department of Agriculture, Rural Utilities Service, to the best of my knowledge and professional judgement.

If the EJCDC documents have been used, all modifications required by Kentucky Bulletin 1780-1 have been made in accordance with the terms of the license agreement, which states in part that the Engineer "must plainly show all changes to the Standard EJCDC text, using "Track Changes" (redline/strikeout), highlighting, or other means of clearly indicating additions and deletions." Such other means may include attachments indicating changes (e.g. Supplementary Conditions modifying the General Conditions).

Engineer

Date

Name and Title

UNITED STATES DEPARTMENT OF AGRICULTURE
Rural Utilities Service
KENTUCKY BULLETIN 1780-2

SUBJECT: Guidance for Implementation of American Iron and Steel (AIS).

TO: Applicants, Consulting Engineers, Contractors, and Manufacturers


EFFECTIVE DATE: Date of approval.

INSTRUCTIONS: This is a new Bulletin and does not replace any existing Kentucky Bulletin.

AVAILABILITY: This Bulletin, as well as any RD or RUS instructions, regulations, or forms referenced in this Bulletin are available at any RD State Office or Area Office. The State Office staff is familiar with the use of the documents and can answer specific questions or RD requirements.

The basic concept of this new requirement is that all iron and steel products used in projects funded by RUS WEP must be produced in the United States. Iron and steel products are defined on page 14 of this Bulletin.

PURPOSE: This Bulletin provides information and guidance to effected parties regarding the AIS Requirements mandated by Section 746 of Title VII Consolidated Appropriations Act of 2017 (Division A-Agriculture, Rural Development, Food and Drug Administration, and Related Agencies Appropriations Act, 2017) and subsequent statues mandating domestic preference.


Julie Anderson
State Engineer
Water and Environmental Programs

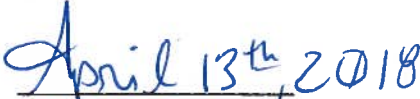

Date

TABLE OF CONTENTS

- 1. BACKGROUND.....3
- 2. APPLICABILITY.....3
- 3. IMPLEMENTATION.....4
- 4. OWNER RESPONSIBILITIES.....5
- 5. ENGINEER RESPONSIBILITIES.....5
- 6. CONTRACTOR RESPONSIBILITIES.....6
- 7. MANUFACTURER, SUPPLIER, DISTRIBUTOR RESPONSIBILITIES.....7
- 8. RESPONSIBILITIES UNDER THE GUARANTEED LOAN PROGRAM.....8
- 9. ECWAG.....8
- 10. AGREEMENT BETWEEN OWNER & ENGINEER (E-500).....8
- 11. BIDDING AND CONSTRUCTION CONTRACT DOCUMENTS (EJCDC C-SERIES, 2013).....10
- 12. PURCHASE OF EQUIPMENT AND MATERIALS.....17
- 13. WAIVER PROCESS.....17
- 14. MONITORING.....19
- 15. NON-COMPLIANCE.....19
- 16. INTERNATIONAL AGREEMENTS.....20
- 17. USE OF EXHIBITS.....20

1. BACKGROUND

- A. Section 746 of Title VII Consolidated Appropriations Act of 2017 (Division A- Agriculture, Rural Development, Food and Drug Administration, and Related Agencies Appropriations Act, 2017) and subsequent statues mandating domestic preference. It applies a new American Iron and Steel (AIS) requirement on the Rural Development (RD) WEP program.
- B. Statutory Language: SEC 746 Division A Title VII the Consolidated Appropriations Act of 2017.
(1) No Federal funds made available for this fiscal year for the rural water, waste water, waste disposal, and solid waste management programs authorized by sections 306, 306A, 306C, 306D, and 310B of the Consolidated Farm and Rural Development Act (7 USC 1926 et seq.) shall be used for a project for the construction, alteration, maintenance, or repair of a public water or wastewater system unless all of the iron and steel products used in the project are produced in the United States.
(2) In this section, the term "iron and steel products" means the following products made primarily of iron or steel: lined or unlined pipe flanges, manhole covers, and other municipal castings, hydrants, tanks, flanges, pipe clamps and restraints, valves, structural steel, reinforced precast concrete, and construction materials.

2. APPLICABILITY

- A. The requirements of AIS apply only to projects that construct, alter, enlarge, extend, maintain, repair or otherwise improve rural water, sanitary sewage, solid waste disposal, and storm wastewater disposal facilities.
- B. The requirements apply to projects using funds from RD WEP. Any amount of funding from this program requires compliance with the AIS requirements. Use of funds from this program is not allowed unless the requirements for AIS are met for the entire project. Projects that leverage funds from other funding sources are also subject to the requirements.
- C. The requirements apply in the United States as defined in Section 746 (g) of the statute and therefore do not apply to projects located in Puerto Rico, the Virgin Islands, or Western Pacific Territories.
- D. The requirements apply to any used iron and steel products to be constructed in the project.
- E. The requirements do not apply to projects for which any funds were obligated on or before May 5, 2017. The requirements therefore do not apply to subsequent obligation of funds for projects which had an initial obligation of funds on or before May 5, 2017.
- F. The requirements do not apply to contracts which were executed prior to or on May 5, 2017, regardless of date of obligation.

- G. The requirements do not apply to projects for which contracts were executed and/or construction is already underway and/or completed prior to applying to USDA for funding.
 - H. The requirements do not apply to products primarily composed of iron and/or steel (composed of more than 50%) if they are not listed in the statute.
 - I. The requirements do not apply to raw materials used in the production of iron or steel such as iron ore, limestone, scrap iron and scrap steel.
 - J. The requirements do not apply to any items that are at the construction site temporarily, such as scaffolding, trench boxes, and equipment temporarily used or stored on site.
 - K. The requirements do not apply when the sole purpose of the loan and/or grant is to fund non-construction activities such as capacity/connection fees or the acquisition of a system.
 - L. The requirements supersede any regulation on full and open competition stated in 7 CFR 1780.70 (b) and 2 CFR Part 200.319. For example, if an iron and steel product that is compliant with AIS is made by only one manufacturer, provided documentation is submitted and verified, sole source procurement of said product may be used.
 - M. The requirements only apply to the final product as delivered to the work site and incorporated into the project. The need for compliance of an item with AIS depends on whether or not the final assembled product is listed. Components of a final product, even if they are listed, do not need to comply with the AIS requirements. In the case of an assembled product where the primary component is not listed in the 2017 Consolidated Appropriations Act and includes components/appurtenances that are specifically listed, said assembled product is not subject to AIS (e.g. pump assembly).
3. IMPLEMENTATION (Agency, Owner, Engineer, Contractor, manufacturer's et al)
- A. There are several parties involved in compliance with the AIS requirement and some requirements are specific to a party.
 - B. The parties that have one or more responsibilities under AIS include: the Agency funding recipients under the Water and Waste Disposal Loan and Grant program and Guaranteed Loan Program, consulting engineers, construction contractors, suppliers, distributors, manufacturers; lenders under the Guaranteed Loan Program; and grantees under 306C and ECWAG programs.

4. OWNER RESPONSIBILITIES:

- A. Sign loan resolutions, grant agreements and letters of intent to meet conditions which include AIS language, accepting AIS requirements in those documents and in the letter of conditions.
- B. Sign Agreement for Engineering Services, executed construction contracts and all other appropriate and necessary documents which include AIS language.
- C. Acknowledge responsibility for compliance with AIS requirements by signing change orders (i.e. C-941 of EJDC or RD Form 1924-7) and partial payment estimates (i.e. C-602 of EJDC or RD Form 1924-18).
- D. Obtain the certification letters from the Engineer once substantial completion has been achieved and maintain this documentation for the life of the loan.
- E. In special cases where the Owner provides its' own engineering and/or construction services, provide copies of Engineer's Certification Letter (Exhibit B) and Contractor's Certification Letter (Exhibit C) to the Agency. Manufacturer's Certification Letter (Exhibit D) must be obtained by the Owner for each AIS qualifying product. All certification letters must be kept in the Engineer's project file and on site during construction. For Owner Construction (Force Account), all AIS clauses from Section 11 must be included in the Agreement for Engineering Services.

5. ENGINEER RESPONSIBILITIES

- A. Costs of compliance with AIS should be included in the engineering fees (if appropriate) and in Engineer's opinions of probable project costs.
- B. Develop the initial AIS Materials List (Exhibit J) for each contract using project specifications and include the initial qualifying list with the bid documents. An excel version that will compute all totals can be obtained from the RD State Office that can be used as a working copy.
- C. Include AIS language (Section 11) in the Agreement for Engineering Services.
- D. Plans, specifications, bidding documents and bid addenda must include required AIS language (Section 12). For any AIS products specified by brand names, obtain a Manufacturer's Certification Letter (Exhibit D) from the manufacturer to verify the products comply with AIS.
- E. Certify that plans, specifications, and bidding documents comply with AIS and commit that bid addenda, executed contracts and change orders will comply with AIS and submit Engineer's Certification Letter (Exhibit B) to the Agency prior to authorization to advertise for bids.

- F. Provide a copy of the Manufacturer's Certification Letter (Exhibit D) on any specified brand name AIS products in the plans, specifications and bidding documents including any bid addenda to the Contractor.
 - G. Coordinate with the Contractor(s) to compile a complete AIS Materials List (Exhibit J) for each contract, sign and date, and provide a copy to the Agency in the construction contract(s).
 - H. Review shop drawings and change orders to ensure compliance with AIS. For shop drawings under consideration for any brand name, equal and/or substitute, any iron and steel products subject to AIS, obtain the Manufacturer's Certification Letter (Exhibit D) from the Contractor to verify the products comply with AIS.
 - I. Keep all certification letters (including those from the Engineer, Contractor, and any manufacturer providing AIS products) in the Engineer's project file.
 - J. Review AIS Materials List (Exhibit J) submitted with each invoice to verify accuracy and sign and date.
 - K. For any change order under consideration for any AIS products, obtain a Manufacturer's Certification Letter (Exhibit D) from party submitting the change proposal to ensure compliance with AIS.
 - L. Acknowledge responsibility for compliance with AIS requirements by signing change orders (i.e. C-941 of EJCDC or RD Form 1927-7) and partial pay estimates (i.e. C-620 of EJCDC or RD Form 1924-18).
 - M. Upon substantial completion of project, obtain the Contractor's Certification Letter (Exhibit C) and a complete and final AIS Materials List (Exhibit J) to submit to the RD State Engineer. Obtain copies of any/all manufacturers' certification letters for all AIS products used in the project to be kept in the Owner's project file.
 - N. Resident project representative (RPR) reports must include verification, either by picture or written statement, that an item subject to AIS was installed and was in compliance with requirements.
6. CONTRACTOR RESPONSIBILITIES
- A. Review the Engineer's AIS Materials List (Exhibit J) prior to bid preparation.
 - B. Bid submittal with a request for consideration from a proposed equal or substitute should also include a Manufacturer's Certification Letter (see Exhibit D) to verify the products comply with AIS.
 - C. Upon award of the contract, obtain copies of any and all manufacturers' certification letters from the Engineer for brand name products specified by the Engineer.

- D. Work with the Engineer to compile a complete AIS Materials List (Exhibit J) for each contract as bid.
- E. Shop drawing submittals for proposed equals, substitutes, and any iron and steel product subject to AIS, provide a Manufacturer's Certification Letter (Exhibit D) to verify the product complies with AIS.
- F. Prior to construction, ensure that copies of any and all manufacturers' certification letters, including those from others (e.g. Engineer, Owner, etc.), for any AIS products to be used in the project are in the project file on site prior to installation.
- G. Pay request must have an updated AIS Materials List (Exhibit J) submitted with each pay request. All columns must be filled out completely as applicable. Do not complete columns under "De Minimis Materials Only" for qualifying materials. Sign and date. An excel version that will compute all totals can be obtained from the RD State Office that can be used as a working copy.
- H. Change orders for any AIS products must include a Manufacturer's Certification Letter (Exhibit D) to the Engineer to verify the products comply with AIS.
- I. Acknowledge responsibility for compliance with AIS requirement by signing change orders (i.e. C-941 of EJCDC or RD Form 1924-7) and partial pay estimates (C-620 of EJCDC or RD Form 1924-18).
- J. Keep all manufacturer certification letters (including those from the Engineer, Contractor and any manufacturer providing AIS products) on site during construction in the construction project file.
- K. Upon substantial completion of the project, provide Contractor's Certification Letter (Exhibit C) to the Engineer that all iron and steel products installed comply with AIS

7. MANUFACTURER, SUPPLIER, DISTRIBUTOR RESPONSIBILITIES

- A. If iron and steel products are produced in the United States as defined in this Bulletin, prepare (applicable to manufacturers and fabricators) or obtain (applicable to suppliers, distributors, vendors, etc.) Manufacturer's Certification Letters (Exhibit D) and make available upon request to Engineer, Contractor, etc.

8. RESPONSIBILITIES UNDER THE GUARANTEED LOAN PROGRAM

AIS applies to projects funded by Section 306A- Guaranteed Loan Program

- A. Lenders are responsible to ensure that loan recipients comply with AIS requirements.
- B. Loan recipients are ultimately responsible for compliance with AIS requirements.

9. ECWAG

- A. If construction contracts were awarded and/or executed or construction began prior to application, these projects are not subject to AIS (Section 2).
- B. If construction contracts were awarded and/or executed or construction began during the application process, these projects are subject to AIS.

10. AGREEMENT BETWEEN OWNER AND ENGINEER (EJCDC E-500) PROVISIONS

- A. Article 5.01.A: Add the following "Opinions of probable cost and any revisions thereof should reflect compliance with American Iron and Steel (AIS) requirements mandated in the Consolidated Appropriations Act of 2017 and any subsequent mandating domestic preferences."
- B. Add paragraph 5.03.B: "Opinions of total project cost and any revisions thereof should reflect compliance with AIS and any subsequent statutes mandating domestic preference."
- C. Add paragraph A.1.03.A.13: "Services required to determine and certify that to the best of the Engineer's knowledge and belief that all iron and steel products referenced in engineering analysis, the plans, specifications, bidding documents, and associated bid addenda requiring design revisions are either produced in the US or are subject to approved waiver. Services required to determine to the best of the Engineer's knowledge and belief that approved substitutes, equals, and all iron and steel products proposed in the shop drawings, change orders and partial payment estimates are either produced in the US, or are subject of an approved waiver. The de minimis and minor components waiver {add project specific waivers if applicable} apply to this contract."
- D. Add paragraph A.1.04.A.10: "Provide copies of all manufacturers' certification letters to the Bidders on brand name iron and steel products along with plans, specifications and bidding documents. Manufacturers' certification letters are to be included in the bidding documents and must be kept in the Engineer's project file and in site during construction."
- E. Add paragraph A.1.04.11: "Provide copies of all manufacturers' certification letters to the Contractor on any brand name iron and steel products along with the plans, specifications, bidding documents. Including any bid addenda and change orders. Manufacturers' certification letters must be kept in the Engineer's project file for the duration of construction."
- F. Add paragraph A.1.04.12: "Develop AIS Materials list (Exhibit J) for bidding purposes and finalize with the Contractor for tracking. Review updated AIS Materials list for accuracy each month and include in each pay request. An excel version that will compute all totals can be obtained from the RD State Office that can be used as a working copy."

- G. Modify A.1.05.A.17: Add the following prior to the first sentence "Review and approve, or take other appropriate action, with respect to shop drawings, samples, and other required Contractor submittals to ensure compliance with AIS requirements and any subsequent statutes mandating domestic preference. Any iron and steel products included in any submittal by the Contractor, must include the Manufacturer's Certification Letter (Exhibit D) to verify the products were produced in the U.S. Copies of these letters must be kept in the Engineer's project file and on site during construction."
- H. Article A.1.05.A.18: Add the following at the end of the paragraph as amended by Kentucky Bulletin 1780-1 "Prior to approval of any substitute "or equal" obtain the Manufacturer's Certification Letter (Exhibit D) to verify the products were produced in the U.S. Manufacturers' certification letters must be kept in Engineer's project file and on site during construction to ensure compliance with AIS requirements and any subsequent statutes mandating domestic preference, if applicable."
- I. Add subparagraph A.1.05.A.19.d: "Receive and review all manufacturers' certification letters for materials required to comply with AIS and any subsequent statutes mandating domestic preference to verify the products were procured in the U.S. Manufacturers' certification letters must be kept in the Engineer's project file on site during construction."
- J. Add subparagraph (c) to the end of A.1.05.A.20: (c) Review change proposals to ensure compliance with AIS requirements and any subsequent statutes mandating domestic preference."
- K. Add item "a" as a deliverable under paragraph A.1.05.A.25: (s) Obtain the Contractor's Certification Letter (Exhibit C) and copies of manufacturers' certification letters for all AIS used in the project. Upon substantial completion, provide copies of Engineer's, Contractor's, and all manufacturers' certification letters to the Owner. Attach Contractor's Certification Letter (Exhibit C) and a final AIS Materials List (Exhibit J) with letter of substantial completion and submit it to the Agency."
- L. Add the following language to B.2.02: "Owners are ultimately responsible for compliance with AIS and any subsequent statutes mandating domestic preference and will be responsible for the following:
 - 1. Signing loan resolutions, grant agreements and letter of intent to meet conditions which include AIS language, accepting AIS requirements in those documents and in the letter of conditions.
 - 2. Signing change orders (i.e. C-941 of EJCDC or RD Form 1924-7) and partial pay estimates (C-620 of EJCDC or RD Form 1924-18) and thereby acknowledging responsibility for compliance with AIS requirements.
 - 3. Obtaining all certification letters from the Engineer upon substantial completion of the project and maintaining this documentation for the life of the loan.

4. Where the Owner provides their own engineering and/or construction services, provide copies of Engineer's, and Contractor's certification letters to the Agency, and obtain all manufacturers' certification letters as required. All certification letters must be kept in the Engineer's project file and on site during construction. For Owner Construction (Force Account), all clauses from Section 11 must be included in the Agreement or Engineering Services.
5. Where the Owner directly procures AIS products, including AIS clauses in the procurement contracts and obtaining manufacturers' certification letters and providing copies to consulting engineers and contractors.

M. Add subparagraph D.1.01.C.11.g: "(g) Maintain all manufacturers' certification letters in the project file and on site during construction to ensure compliance with AIS requirements and any subsequent statutes mandating domestic preference, as applicable."

N. Add the following at the end of D.1.01.c.11b: Daily reports should document installation of an AIS material and verify by picture or statement on the report that the manufacturer was the same as that listed on the AIS materials list and complied with AIS requirements.

11. BIDDING AND CONSTRUCTION CONTRACT DOCUMENTS (EJCDC C-SERIES, 2013)

A. Advertisement for Bids (C-111)

Add at the end of C-111 prior to the Owner's name: "Section 746 of Title VII of the Consolidated Appropriations Act of 2017 (Division A- Agriculture, Rural Development, Food and Drug Administration, and Related Agencies, Appropriations Act, 2017) and subsequent statutes mandating domestic preference applies to American Iron and Steel requirement to this project. All listed iron and steel products used in this project must be produced in the United States. The term "iron and steel products" means the following products made primarily of iron and steel: lines or unlined pipes and fittings, manhole covers and other municipal castings, hydrants, tanks, flanges, pipe clamps and restraints, valves, structural steel, reinforced precast concrete, and construction materials. The de minimis and minor components waiver {all project specific waivers as applicable} apply to this contract."

B. Instruction to Bidders (C-200)

1. Article 5.01.C: Delete the semicolon at the end of the article and insert the following "included but not limited to the AIS requirements as mandated and any subsequent statutes mandating domestic preference which apply to the following products made primarily of iron or steel: lined or unlined pipes and fittings, manhole covers and other municipal castings, hydrants, tanks, flanges, pipe clamps and restraints, valves, structural steel, reinforced precast concrete, and construction materials.
2. Article 11.01: Modify article as previously amended by Kentucky Bulletin 1780-1 by inserting the following sentence after "Each such request shall comply with the requirements of Paragraphs 7.04 and 7.05 of the General Conditions. Each such request shall include the Manufacturer's Certification Letter (Exhibit D) for compliance with AIS requirements and any subsequent statutes mandating domestic preference, if applicable.

3. Article 24.02: Add paragraph 24.02:Section 746 of Title VII Consolidated Appropriations Act of 2017 (Division A- Agriculture, Rural Development, Food and Drug Administration, and Related Agencies Appropriations Act, 2017) and any subsequent statues mandating domestic preference applies an American Iron and Steel requirement to this project. All iron and steel products used in this project must be procured in the United States. "Iron and Steel Products" is defined in Section 1.b.2. The de minimis and minor components waivers {add project specific waivers as applicable} apply to this contract."
- C. Bid Form (C-410)
1. Article 3.01.C: Add language at the end of the sentence "...and including all AIS requirements.
 2. Article 7.01: Add 7.01.K "Manufacturer's Certification Letter (Exhibit D) on any approved "or equal" or substitute request to ensure compliance with AIS requirements and any subsequent statutes mandating domestic preference.
- D. Supplementary General Conditions (C-800)
1. SC 1.01.A.51: "Manufacture's Certification Letter (Exhibit D) is documentation provided by the manufacturer, supplier, distributor, vendor, fabricator, etc. to various entities stating that the AIS products to be used in the project are produced in the U.S. in accordance with the AIS requirements.
 2. SC 1.01.A.52: "AIS refers to requirements mandated by Section 746 Title VII of the Consolidated Appropriation s Act of 2017 and any subsequent statutes mandating domestic preference. "Iron and Steel Products" is defined in Section 1.b.2.
 3. SC 7.03: Add sentence "all iron and steel must meet AIS requirements.
 4. SC 7.04.B.1: "Contractor shall include the Manufacturer's Certification Letter (Exhibit D) for compliance with AIS requirements to support data, if applicable. In addition, Contractor shall maintain an updated AIS Materials List (Exhibit J), to ensure that for de minimis waiver, cost is less than 5% of total materials cost for project and for minor components waiver, the cost of the non-domestically produced component is less than 5% of the total materials cost of the product." An excel version that will compute all totals can be obtained from the RD State Office that can be used as a working copy.
 5. SC 7.05.A.3.a4: "4) comply with AIS by providing the Manufacturer's Certification Letter (Exhibit D), if applicable.
 6. SC 7.11.A: Modify by inserting the following after "written interpretations and clarifications, "; "Manufacturer's Certification Letter (Exhibit D) is documentation provided by the manufacturer, supplier, distributor, vendor, fabricator, etc. to various entities stating that the iron and steel products to be used in the project are produced in the U.S. in accordance with AIS requirements.
 7. SC 7.16.A.1.e: "e. obtain the Manufacturer's Certification Letter (Exhibit D) for any item in the submittal subject to AIS requirements and include the certificate in the submittal.
 8. SC 7.16.D.9: "Engineer's review and approval of shop drawings or sample shall include review of compliance with AIS requirements, as applicable."

9. SC 7.17.E: "Contractor shall certify upon substantial completion that all work and materials has complied with AIS requirements as mandated and any subsequent statutes mandating domestic preference. Contractor shall provide Contractor's Certification Letter (Exhibit C) to Owner.
10. SC 10.10.A: "A: Services required to determine and certify that, to the best of the Engineer's knowledge and belief, all iron and steel products referenced in the engineering analysis, the plans, specifications, bidding documents, and associated bid addenda requiring design revisions are either produced in the U.S. or are the subject of an approved waiver. Services required to determine, to the best of the Engineer's knowledge and belief, that approved substitutes, equals, and all iron and steel products proposed in the shop drawings, change orders, and partial pay estimates are either produced in the U.S. or are the subject of an approved waiver under the Consolidate Appropriations Act of 2017.
11. SC 11.06.A.1: Modify by inserting the following sentence after "within 15 days after the submittal of the change proposal..." "Include supporting data (project name, name of manufacturer, city and state where the product was manufactured, description of product, signature of authorized manufacturer's representative) in the Manufacturer's Certification Letter (Exhibit D), as applicable."
12. SC 14.03G: Installation of materials that are non-compliant with AIS requirements shall be considered defective work.
13. SC 15.01.B.4: "4. By submitting materials for payment, Contractor is certifying that the submitted materials are compliant with AIS requirements. Manufacturers' Certification letter for Materials satisfy this certification. Refer to Manufacturer's Certification Letter provided in these Contract Documents.
14. SC 15.01.D.2: An updated AIS Materials List (See Exhibit J) included in these contract documents must be dated and signed and submitted with each pay request prior to payment being authorized. An excel version that will compute all totals can be obtained from the RD State Office that can be used as a working copy.
15. SC 15.01.C.2d: "d. The materials presented for payment comply with AIS requirements.
16. SC 15.03.A: Modify by adding the following "Services required to determine and certify that, to the best of the Contractor's knowledge and belief, all substitutes, equals, and iron and steel products proposed in the shop drawings, change orders, and partial payment estimates are produced in the U.S. or are the subject of an approved waiver. Services required to certify that, to the best of the Contractor's knowledge, all those products installed for the project are either produced in the U.S. or are the subject of an approved waiver.
17. SC19.14: Section 746 of Title VII of the Consolidated Appropriations Act of 2017 (Division A- Agriculture, Rural Development, Food and Drug Administration, and Related Agencies Appropriations Act, 2017) and any subsequent statutes mandating domestic preference applies in AIS requirement to this project. All iron and steel products used in this project must be produced in the U.S. The term "iron and steel products" is defined in Section 1.b.2. The de minimis and minor components waivers {add project specific waivers as applicable} apply to this contract."

18. SC 19.15: add Definitions:

"Assistance recipient" is the entity that received funding assistance from programs required to comply with AIS requirements in the Consolidated Appropriations Act of 2017 and any subsequent statutes mandating domestic preference. This term includes owner and/or applicant.

"Certifications" means the following:

- *Manufacturers'* certification is the documentation provided by the manufacturer or fabricator to various entities stating that the iron and steel products to be used in the project are produced in the U.S. in accordance with AIS requirements. If items are purchased via a supplier, distributor, vendor, etc. vs. direct from the manufacturer or fabricator directly, then the supplier, distributor, vendor, etc. will be responsible for obtaining and providing these certification letters to the parties purchasing the product.
- *Engineer's* certification is documentation that plans, specifications, and bidding documents comply with AIS.
- *Contractors'* certification is documentation submitted upon substantial completion of the project that all iron and steel products installed were produced in the U.S.

"Coating" means a covering that is applied to the surface of an object. If a coating is applied to the external surface of a domestic iron or steel component, and the application takes place outside of the U.S., said product will be considered a compliant product under the AIS requirements. Any coating processes that are applied to the external surface of iron and steel components that would otherwise be AIS compliant would not disqualify the product from meeting the AIS requirements regardless of where the coating processes occur, provided that final assembly of the product occurs in the U.S. This exemption only applies to coatings on the *external surface* of iron and steel products, such as the lining of lined pipes. All manufacturing processes for lined pipes, including the application of pipe lining, must occur in U.S. for the product to be compliant with AIS requirements.

"Contractor" is the individual or entity with which the applicant has contracted (or is expected to) to perform construction services (or for water and waste projects funded by the programs which are subject to AIS requirements). This includes bidders and/or contractors that have received an award from the applicant and any party having a direct contractual relationship with the owner/applicant. A general contractor is often referred to as the prime contractor.

"Construction materials" are those articles, materials, or supplies made primarily of iron and steel, that are permanently incorporated into the project, not included mechanical and/or electrical components, equipment and systems. Some of these products may overlap with what is also considered "structural steel".

Note: Mechanical and electrical components, equipment, and systems are not considered construction materials. See definition of mechanical and electrical equipment.

"De minimis incidental components" are various miscellaneous low-cost components that are essential for, but incidental to, the construction and are incorporated into the physical structure of the project. Examples of incidental components could include small washers, screws, fasteners (such as "off the shelf" nuts and bolts, miscellaneous wire, corner bead, ancillary tube, signage, trash bins, door hardware etc. Costs for de minimis incidental components cumulatively may comprise no more than a total of five percent of the total cost of the materials used in and incorporated into a project. The cost of an individual item may not exceed one percent of the total cost of the materials used in and incorporated into a project.

"Engineer" is an individual or entity with which the owner has contracted to perform engineering/architectural services for water and waste projects funded by the programs subject to AIS requirements.

"Iron and Steel Products" are defined as the following products made primarily of iron and steel: lined or unlined pipes and fittings, manhole covers and other municipal castings, hydrants, tanks, flanges, pipe clamps and restraints, valves, structural steel, reinforced precast concrete, and construction materials. Only items on the above list made of primarily iron or steel, permanently incorporated into the project must be produced in the U.S. For example; trench boxes, scaffolding or equipment, which are removed from the project site upon completion of the project, are not required to be made of U.S. Iron or Steel.

"Manufacturers" meaning supplier, fabricator, distributor, materialman, or vendor is an entity with which the applicant, general contractor or with any subcontractor has contracted to furnish materials or equipment to be incorporated in the project by the applicant, contractor or subcontractor.

"Manufacturing processes" are processes such as melting, refining, forming, rolling, drawing, finishing, and fabricating. Further, if a domestic iron and steel product is taken out of the U.S. for any part of the manufacturing process, it becomes foreign source material. However, raw materials such as iron ore, limestone, and iron and steel scrap are not covered by the AIS requirements, and the material(s), if any, being applied as coating are similarly not covered. Non-iron or steel components of an iron and steel product may come from non-U.S. sources. For example, for products such as valves and hydrants, the individual non-iron and steel components do not have to be of domestic origin. Raw materials, such as iron ore, limestone, scrap iron, and scrap steel, can come from non-U.S. sources.

"Mechanical equipment" is typically that which has motorized parts and/or is powered by a motor. "Electrical equipment" is typically any machine powered by electricity and included components that are part of the electrical distribution system. AIS does not apply to mechanical equipment.

"Minor components" are components within an iron or steel product otherwise compliant with the AIS requirements. This is different from the de minimis definition where de minimis pertains to the entire project and the minor component definition pertains to a single product. This waiver would allow non-domestically produced miscellaneous minor components comprising up to five percent of the total material cost of an otherwise domestically produced iron and steel product to be used. However, unless a separate waiver for a product has been approved, all other iron and steel components in said product must still meet the AIS requirements. This waiver does not exempt the whole product from the AIS requirements. Only minor components within said product and the iron or steel components of the product must be produced domestically. Valves and hydrants are also subject to the cost ceiling requirements described here. Examples of minor components could include items such as pins and springs in valves/hydrants, bands/straps in couplings, and other low cost items such as small fasteners etc.

"Municipal castings" are cast iron and steel infrastructure products that are melted and cast. They typically provide access, protection, or housing for components incorporated into utility owned drinking water, storm water, wastewater, and solid waste infrastructure.

"National Office" refers to the office responsible for the oversight and administration of the program nationally. The National Office sets policy, develops program regulations, and provides training and technical assistance to help the state offices administer the program. The National Office is located in Washington, D.C.

"Owner" is the individual or entity with which the general contractor has contracted regarding the work, and which has agreed to pay the general contractor for the performance of the work pursuant to the terms of the contract for water and waste projects funded by the programs subject to AIS requirement. For the purpose of this Bulletin, the term is synonymous with the term "applicant" as defined in 7 CFR 1780.7 (a) (1), (2), and (3), and is an entity receiving financial assistance from the programs subject to AIS requirements.

"Primarily iron or steel" is defined as a product made of greater than 50 percent iron or steel, measured by cost. The cost should be based on the material costs. An exception to this definition is reinforced precast concrete (see Definition). All technical specifications and applicable industry standards (e.g. NIST, NSF, AWWA) must be met. If a product is determined to be less than 50 percent iron and steel, the AIS requirements do not apply.

For example, the cost of a fire hydrant includes:

1. The cost of materials used for the iron portion of the fire hydrant (e.g. bonnet, body, and shoe); and
2. The cost to pour and cast and create those components (e.g. labor and energy).

Not included in the cost are:

1. The additional material costs for the non-iron and steel internal working of the hydrant (e.g. stem, coupling, valve, seals, etc.); and
2. The cost to assemble the internal workings into the hydrant body.

"Produced in the United States" means that the production in the United States of the iron or steel products used in the project requires that all manufacturing processes must take place in the United States, with the exception of metallurgical processes involving refinement of steel additives.

"Project" is the total undertaking to be accomplished for the applicant by consulting engineers, general contractors, and others, including the planning, study, design, construction, testing, commissioning, and start-up of which the work to be performed under the contract is a part. A project includes all activity that an applicant is undertaking to be financed in whole or part by programs subject to AIS requirements. The intentional splitting of projects to separate into smaller contracts or obligations to avoid AIS requirements is prohibited.

"Reinforced Precast Concrete" may not consist of at least 50 percent iron or steel, but the reinforcing bar and wire must be produced in the United States and meet the same standards for any other iron or steel product. Additionally, the casting of the concrete product must take place in the United States. The cement and other raw materials used in concrete production are not required to be of domestic origin. If the reinforced concrete is cast at the construction site, the reinforcing bar and wire are considered to be a construction material and must be produced in the United States.

"Steel" means an alloy that includes at least 50 percent iron between 0.02 and 2 percent carbon, and may include other elements. Metallic elements such as chromium, nickel, molybdenum, manganese, and silicon may be added during the melting of steel for the purpose of enhancing properties such as corrosion resistance, hardness, or strength. The definition of steel covers carbon steel, alloy steel, stainless steel, tool steel, and other specialty steels.

"Structural steel" is rolled flanged shapes, having at least one dimension of their cross-section three inches or greater, which are used in the construction of bridges, buildings, ships, railroad rolling stock, and for numerous other constructional purposes. Such shapes are designated as wide-flange shapes, standard I beams, channels, angles, tees, and zees. Other shapes include but are not limited to, H-piles, sheet piling, tie plates, cross ties, and those for other special purposes.

"United States" means each of the several states, the District of Columbia, and each Federally Recognized Indian Tribe.

12. PURCHASE OF EQUIPMENT AND MATERIALS

Irrespective of who purchases AIS products, owner, contractor or other parties must ensure that the products were produced in the United States as defined in this Bulletin. It is the manufacturers' responsibility to provide manufacturers' certification letters to ensure compliance with AIS requirements. The AIS requirements supersede any regulation on full and open free competition stated in 7 CFR 1780.70(b) and (d) and 2 CFR Part 200.319. For example, if an iron and steel product that is compliant with AIS is made by only one manufacturer, sole source procurement of said product may be used.

13. WAIVER PROCESS

A. General

Each entity that receives financial assistance for the construction, alteration, maintenance, or repair of water and waste infrastructure from programs mandated to comply with the statute, must use iron and steel products produced in the United States. A waiver is a legal document granting a project an exception to AIS requirements, to use iron and steel products of non-domestic origin specified in the waiver(s). More than one waiver could be applied to a project.

Any funding recipient subject to AIS requirements are eligible to apply for waivers as outlined in the statute which states:

"A waiver may be granted by the Secretary of Agriculture or designee, if one or more of the following conditions are met:

1. Applying the American Iron and Steel requirements of the Act would be inconsistent with the public interest;
2. Iron and Steel products are not produced in the United States in sufficient and reasonably available quantities or of satisfactory quality; or
3. Inclusion of iron and steel products produced in the United States will increase the overall cost of the project by more than 25 percent."

Until a waiver is granted by USDA, the AIS requirement stands except with respect to municipalities covered by international agreements (see Section 17).

One public interest waiver has been granted by the Secretary of Agriculture or designee that addresses: (1) de minimis items and (2) minor components. This waiver is national in scope and applies to all projects. The term de minimis applies to products when they occur as a de minimis incidental components as intended for assistance recipients to use for their projects. The term minor components applies to minor components within an iron and/or steel product and is intended for manufacturers to certify that their products comply with AIS requirements. For definitions of de minimis and minor components see Definitions.

B. Application

To request a project specific waiver, proper and sufficient documentation must be provided by the assistance recipient (see Exhibit H).

To apply for a waiver under condition one (public interest), applicants and their consulting engineers must demonstrate definitive impacts on the community if a specified product is not utilized. Information must be submitted to the National Office (via EESEngineering@wdc.usda.gov), copy to the RD State Engineer and approved by the Administrator of RUS. Public interest waivers national in scope will be identified and approved by the Administrator of RUS.

To apply for a waiver under special condition two (quality or quantity), applicants and their consulting engineers must submit information outlined in Exhibit I and J to the National Office (via EESEngineering@wdc.usda.gov).

All waiver applications must be submitted to National Office. If RD State Office receives any waiver requests, the request must be submitted to National Office for approval.

C. Timing

Waivers should be submitted prior to and no later than the submission of final plans, specifications, and bidding documents for any iron and steel products of known foreign origin. All waiver requests must be approved by the Agency prior to authorization to advertise for bids. In the event that a waiver is requested during construction such as via change order, it must be approved by the Agency prior to installation.

D. Evaluation by USDA

After receiving an application for a waiver of the AIS requirements, USDA National Office will publish the request on its website for 15 days and receive informal comment. National Office will evaluate whether the application adequately documents the statutory basis cited for the waiver. The Secretary or designee will determine whether or not to grant the waiver.

Approved and disapproved waivers will be posted on the USDA AIS website.

For project specific waivers where EPA and USDA are co-funding and the applicant has already submitted a request to and received an approval waiver from EPA, USDA will review said waiver for the co-funded project. Applicants/owners or their representatives are required to submit approved waiver to ESEngineerig@wdc.usda.gov for USDA RD review and concurrence.

All approved waivers must be included in the bidding documents, any bid addenda, change orders, and partial estimates. All information presented in waiver requests are subject to verification. Waiver requests deliberately containing false information will be rejected.

14. MONITORING

In order to comply with the Executive Order 13788 "Buy American, Hire American", dated April 18, 2017, and AIS requirements, monitoring activities will be completed by the State Office and/or National Office.

15. NON-COMPLIANCE

No Federal funds made available for the rural water, waste water, waste disposal, and solid waste management programs authorized by sections 306, 306A, 306C, 306D, 306E, and 310B of the Consolidated Farm and Rural Development Act (7 U.S.C. 1926 et seq.) shall be used for a project for the construction, alteration, maintenance, or repair of a public utility system unless all of the iron and steel products used in the project are produced in the United States.

Noncompliance occurs when funds are used from these programs for construction, alteration, maintenance, or repair using non-domestic iron or steel products and the product is not covered by either a project-specific or a national waiver. Loan and grant recipients should avoid non-compliance at all times as it is a violation of a Federal statute.

Process for Noncompliance

- (1) Identify the noncompliant product.
- (2) The loan or grant recipient notifies appropriate USDA RD State or National Office contact.
- (3) If USDA RD State Office is notified, the Program Director will notify the National Office, Director of EES.
- (4) USDA will apply remedies for noncompliance as per 2 CFR 200 338-342.

16. INTERNATIONAL AGREEMENTS

The AIS requirements apply in a manner consistent with United States obligations under international agreements. In a few cases where such an agreement exists between a loan and/or grant recipient and an international entity, the recipient is under the obligation to determine the applicability of the AIS requirements and document the actions taken to comply with these requirements.

17. USE OF EXHIBITS

The following explains the purpose of each Exhibit to this Bulletin:

- A. AMERICAN IRON AND STEEL: Exhibit A is to be read by the RD Specialist at the pre-construction and signed by all parties subject to the AIS requirements on the project. Signature of this form will serve as certification of advisement and acknowledgement of the AIS requirements.
- B. ENGINEER'S CERTIFICATION OF COMPLIANCE: Exhibit B consists of a letter to be completed and signed by the consulting engineer certifying that he/she will ensure that plans, specifications, bidding documents, and associated bid addenda, executed contracts and change orders for this project will comply with the AIS requirements. This certification letter is to be submitted to the Agency for approval prior to the Advertisement for Bids and must be kept in the engineer's project file and on-site during construction.
- C. GENERAL (PRIME) CONTRACTOR'S CERTIFICATION OF COMPLIANCE
Exhibit C consists of a letter to be completed and signed by the general contractor certifying that he/she will ensure that all iron and steel products installed for this project, comply with the AIS requirements. This includes not only installation and/or construction by their own company, but any and all subcontractors and manufacturers their company has contracted with on this project. This certification letter is to be submitted upon substantial completion of the project to the project engineer.
- D. EXAMPLE OF A MANUFACTURER'S CERTIFICATION LETTER OF COMPLIANCE: Exhibit D is an example of a letter to be completed and signed by the manufacturer certifying that he/she will ensure that all iron and steel products and/or materials shipped or provided for the subject project are in full compliance with the AIS requirements. This includes listing each individual item/product/material provided to the project and providing the location of this/these item(s) being manufactured, including assembly. All manufacturers' certification letters must be kept in the engineer's project file and on site during construction.
- E. EXAMPLES OF MUNICIPAL CASTINGS: Exhibit E provides a sample list of iron and steel products that are subject to the AIS requirements. This list is not exhaustive and is meant only to provide examples. A unique list should be completed for each specific project/contract.

- F. **EXAMPLES OF CONSTRUCTION MATERIALS:** Exhibit F provides a sample list of construction materials that are subject to the AIS requirements. This list is not exhaustive and is meant only to provide examples.
- G. **EXAMPLES OF NON-CONSTRUCTION MATERIALS:** Exhibit G provides a sample list of items that are not subject to AIS requirements. This list is not exhaustive and is meant only to provide examples.
- H. **INFORMATIONAL CHECKLIST FOR PROJECT SPECIFIC WAIVER REQUEST:** Exhibit I is a checklist that is to be completed by the applicant and/or consulting engineer to help ensure that all appropriate and necessary information is submitted with the request to USDA. This checklist should not be used for public interest waiver. It is for informational purposes only and does not need to be included as part of the waiver application. Project specific waivers may be requested if one or more of the following conditions applies: (1) The iron and/or steel products are not produced in the United States in sufficient and reasonably available quantities and of satisfactory quality; (2) The inclusion of iron and/or steel products produced in the United States will increase the overall cost of the project by more than 25 percent. All approved waivers must be included in the bidding documents, any bid addenda, change orders, and partial estimates. All information presented in waiver requests are subject to evaluation. Waiver requests deliberately containing false information will be rejected.
- I. **EXAMPLE COST TABLE FOR A PROJECT COST WAIVER:** Exhibit I is an example of a table that must be included with any cost based project waiver request. Information included in the table; product reference in the specification, brief description of the product, quantity, unit, unit price and two costs of the item: (1) cost of an AIS compliant product and (2) cost of a non-domestic product. The total cost for all items will be part of the evaluation. Waiver requests deliberately containing false information in order to receive a project cost waiver will be rejected.
- J. **AIS MATERIALS TRACKING:** Exhibit J is a spreadsheet to track all AIS products, de minimis components, and minor components. An updated list must be signed and dated and submitted to the Engineer by the Contractor with each pay request. Once reviewed for accuracy, the signed and updated list must be submitted to the Agency with each pay request. If an AIS qualifying or de minimis material is delivered more than once, a new line will be required for each delivery of that material. An excel version that will compute all totals can be obtained from the RD State Office that can be used as a working copy.

AMERICAN IRON AND STEEL COMPLIANCE STATEMENT

"Section 746 of Title VII of the Consolidated Appropriations Act of 2017 (Division A- Agriculture, Rural Development, Food and Drug Administration, and Related Agencies Appropriations Act, 2017) and subsequent statues mandating domestic preference applies an American Iron and Steel requirement to this project.

All parties are required to comply with these requirements and to ensure that all iron and steel products used on this project are produced in the United States. The term "iron and steel products" means the following products made of primarily iron or steel: lined or unlined pipes and fittings, manhole covers and other municipal castings, hydrants, tanks, flanges, pipe clamps and restraints, valves, structural steel, reinforced precast concrete, and construction materials."

RD Specialist Signature

Date

Printed Name

Borrower Signature or Approved Representative

Date

Printed Name

Engineer's Signature

Date

Printed Name

Contractor's Signature

Date

Printed Name

ENGINEER'S CERTIFICATION LETTER

DATE:

RE: APPLICANT
PROJECT NAME
CONTRACT NUMBER

I hereby certify that to the best of my knowledge and belief, iron and steel products referenced in the Plans, Specifications, and Bidding Documents for this project comply with Section 746 of Title VII of the Consolidated Appropriations Act of 2017 and any subsequent statutes mandating domestic preference or are the subject of a waiver approved by the Secretary of Agriculture or designee. This certification is not intended to be a warranty in any way, but rather the designer's professional opinion that to the best of their knowledge, the products comply.

I hereby commit that to the best of my ability, all iron and steel products that will be referenced in the Bid Addenda, Executed contracts, and Change Orders will comply with Section 746 of the Title VII of the Consolidated Appropriations Act, 2017 and any subsequent statutes mandating domestic preference or are/will be the subject of a waiver approved by the Secretary of Agriculture or designee.

Name of Engineering Firm (Print)

By Authorized Representative (Signature)

Title

This document is to be submitted prior to Agency authorization for Advertisement for Bids.

CONTRACTOR'S CERTIFICATION LETTER

DATE:

**RE: APPLICANT
PROJECT NAME
CONTRACT NUMBER**

I hereby certify that, to the best of my knowledge and belief, all iron and steel products installed for this project by my company and by any and all subcontractors and manufacturers my company has contracted with for this project, comply with Section 746 of Title VII of the Consolidated Appropriations Act of 2017 and any subsequent statutes mandating domestic preference or are the subject of a waiver approved by the Secretary of Agriculture or designee.

Name of Construction Company (Print)

By Authorized Representative (Signature)

Title

This certification is to be submitted upon completion of the project to the project engineer.

MANUFACTURER'S CERTIFICATION LETTER

Date:

Company Name:

Company Address:

Subject: AIS Step Certification for Project (X), Owner's Name, and Contract Number

I, (company representative), certify that the (melting, bending, galvanizing, cutting, etc.) processes for (manufacturing or fabricating) the following products and/or material shipped or provided for the subject project is in full compliance with the mandated AIS requirements.

Item, Products and/or Materials, and location of delivery (City, State)

- 1.
- 2.
- 3.

Such process for AIS took place in the following location:

City, State

This certification is to be submitted upon request to interested parties (e.g. municipalities, consulting engineers, general contractors, etc.)

If any of the above compliance statements change while providing materials to this project, please immediately notify the person(s) who is requesting to use your product(s).

Authorized Company Representative

(Note: Authorized signature shall be manufacturer's representative and not the materials distributor or supplier)

EXAMPLES OF MUNICIPAL CASTINGS *(includes but not limited to):*

Access Hatches
Ballast Screen
Benches (Iron or Steel)
Bollards
Cast Bases
Cast Iron Hinged Hatches, Square and Rectangular
Cast Iron Riser Rings
Catch Basin Inlet
Cleanout/Monument Boxes
Construction Covers and Frames
Curb Corner Guards
Curb Openings
Detectable Warning Plates
Downspout Shoes (Boot, Inlet)
Drainage Grates, Frames and Curb Inlets
Inlets
Junction Boxes
Lampposts
Manhole Covers, Rings and Frames, Risers
Meter Boxes
Service Boxes
Steel Hinged Hatches, Square and Rectangular
Steel Riser Rings
Trash Receptacles
Tree Grates
Tree Guards
Trench Grates
Valve Boxes, Covers and Risers

EXAMPLES OF CONSTRUCTION MATERIALS (included but not limited to)

Wire rod, bar, angles
Concrete reinforcing bar, wire, wire cloth
Wire rope and cables
Tubing
Framing
Joists
Trusses
Fasteners (i.e., nuts and bolts)
Welding rods
Decking
Grating
Railings
Stairs
Access ramps
Fire escapes
Ladders
Wall panels
Dome structures
Roofing
Ductwork
Surface drains
Cable hanging systems
Manhole steps
Fencing and fence tubing
Guardrails
Doors
Stationary screens

EXAMPLES OF NON-CONSTRUCTION MATERIALS- (includes but not limited to):

(Note: includes appurtenances necessary for their intended use and operation and are not subject to AIS requirements)

Pumps
Motors
Gear Reducers
Drives (including variable frequency drives (VFD's)
Electric/pneumatic/manual accessories used to operate valves (such as electric valve actuators).
Mixers
Gates (e.g. sluice and slide gates)
Motorized screens (such as traveling screens)
Blowers/aeration equipment
Compressors
Meters (flow and water meters)
Sensors
Controls and switches
Supervisory control data acquisition (SCADA)
Membrane filtration systems (includes RO package plants)
Filters
Clarifier arms and clarifier mechanisms
Rakes
Grinders
Disinfection systems
Presses (including belt presses)
Conveyors
Cranes
HVAC (excluding network)
Water heaters
Heat exchangers
Generators
Cabinetry and housing (such as electrical boxes/enclosures)
Lighting fixtures
Electrical conduit
Emergency life systems
Metal office furniture
Shelving
Laboratory equipment
Analytical instrumentation
Dewatering equipment

INFORMATIONAL CHECKLIST FOR PROJECT SPECIFIC WAIVER REQUEST

Please reference the specifications of the product.

Information	<input type="checkbox"/>	Note
<p>General</p> <ul style="list-style-type: none"> • Waiver request includes the following information: <ul style="list-style-type: none"> — Description of the foreign and domestic construction materials — Unit of measure — Quantity — Price — Date that product is needed (e.g. time of delivery or availability) — Location of the construction project — Name and address of the proposed supplier — A detailed justification for the use of foreign construction materials • Waiver request was submitted according to the instructions in the memorandum • Assistance recipient made a good faith effort to solicit bids for domestic iron and steel products, as demonstrated by language in requests for proposals, contracts, and communications with the prime 		
<p>Cost Waiver Requests</p> <ul style="list-style-type: none"> • Waiver request includes the following information: <ul style="list-style-type: none"> — Comparison of overall cost of project with domestic iron and steel products to overall cost of project with foreign iron and steel products (Exhibit J) — Relevant excerpts from the bid documents used by the contractors to complete the comparison — Supporting documentation indicating that the contractor made a reasonable survey of the market, such as a description of the process for identifying suppliers and a list of contacted suppliers 		
<p>Availability Waiver Requests</p> <ul style="list-style-type: none"> • Waiver request includes the following supporting documentation necessary to demonstrate the availability, quantity, and/or quality of the materials for which the waiver is requested: <ul style="list-style-type: none"> — Supplier information or pricing information from a reasonable number of domestic suppliers indicating availability/delivery date for construction materials — Documentation of the assistance recipient's efforts to find available domestic sources, such as a description of the process for identifying suppliers and a list of contacted suppliers. — Date that product is needed (e.g. time of delivery or availability) to provide justification — Relevant excerpts from project plans, specifications, and permits indicating the required quantity and quality of construction materials • Waiver request includes a statement from the prime contractor and/or supplier confirming the non-availability of the domestic construction materials for which the waiver is sought • Has the State received other waiver requests for the materials described in this waiver request, for comparable projects? 		

EXAMPLE COST TABLE FOR A PROJECT COST WAIVER

AIS/Non-AIS Cost Comparison Table							
Specification	Item or Description	Quantity	Unit	Unit Price	Cost if applying AIS	Cost if a waiver to AIS is applied	
					\$ -	\$ -	
					\$ -	\$ -	
					\$ -	\$ -	
					\$ -	\$ -	
					\$ -	\$ -	
					\$ -	\$ -	
					\$ -	\$ -	
					\$ -	\$ -	
					\$ -	\$ -	
					\$ -	\$ -	
TOTAL COST:					\$0.00	\$0.00	

AIS Materials Tracking

Project Name: _____
 Contract Number: _____
 Engineer:
 Name and Title: _____
 Signature and Date: _____
 Contractor:
 Name and Title: _____
 Signature and Date: _____

Total Cost of Materials as Specified in the Bid Tabs:	0
Allowable Total De Minimus Amount (5% of all mate	0
Total Cost of De Minimus Items	0
Remaining Amount Allowed for Future De Minimus Items	0

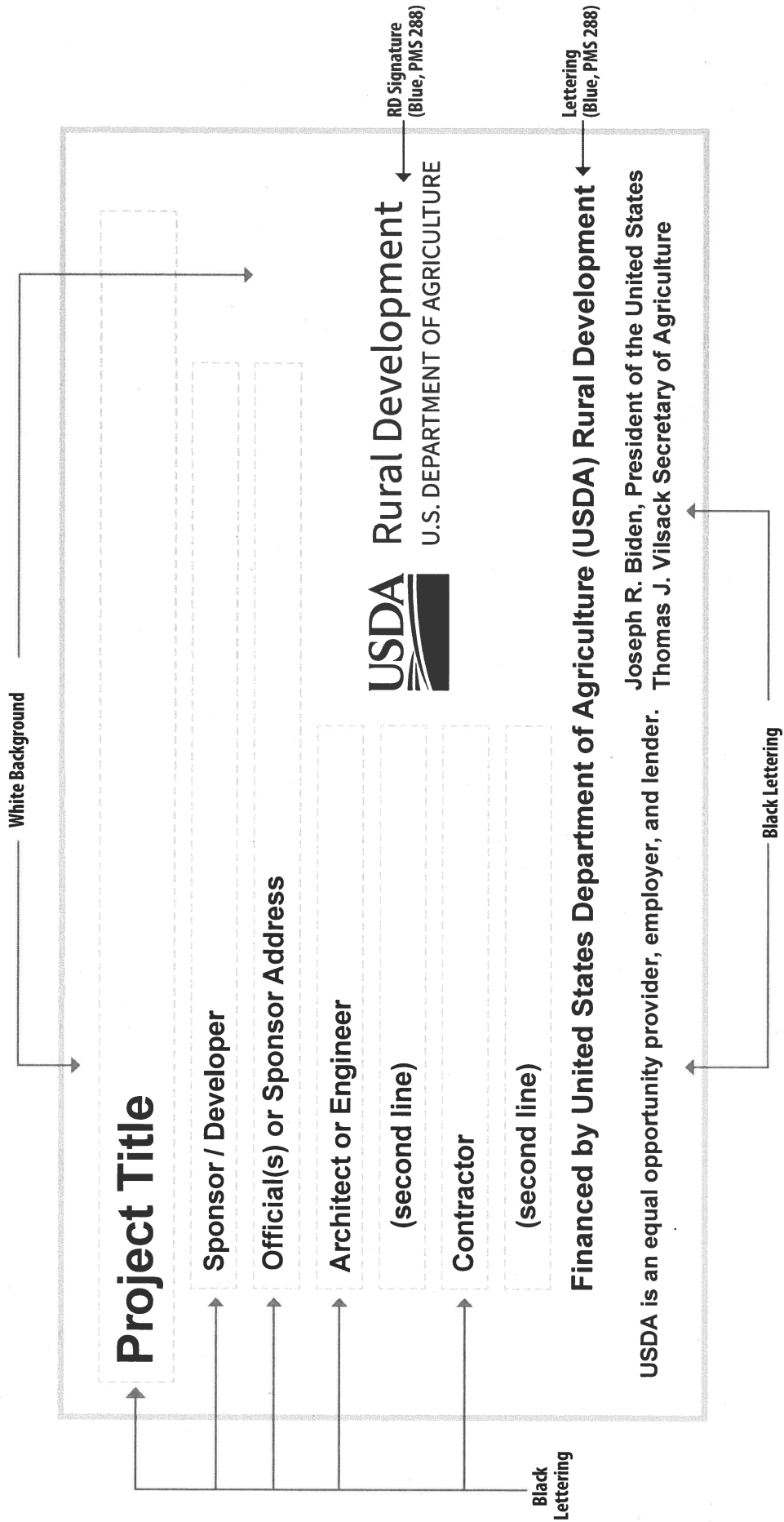
Note 1: No single De Minimus item can be greater than 1% of total materials cost.

Note 2: All listed qualifying AIS must have a manufacturer's certification unless a waiver is obtained.

Bid Item No.	Detailed Description of Qualifying or De Minimus Material	Quantity Delivered	Date Delivered	Manufacturer's Name City, State of Production	Certification Date	De Minimus Only			Minor Components Only		
						Cost per Item	Total Item Cost	Cost per Item	Cost of minor components		
1											
2											

TEMPORARY CONSTRUCTION SIGN FOR RURAL DEVELOPMENT PROJECTS

Recommended Fonts: Helvetica or Arial



SIGN DIMENSIONS : 1200 mm x 2400 mm x 19 mm (approx. 4' x 8' x 3/4")
PLYWOOD PANEL (APA RATED A-B GRADE--EXTERIOR)

SPECIAL CONDITIONS

1. PROJECT FUNDING

CONTRACTORS bidding the project should be aware that funding is provided by a Rural Development Loan and Grant.

2. PROJECT CONSTRUCTION OBSERVATION

The construction observation services shall be provided by the ENGINEER. The Observer shall be on the project as much as possible; however, due to meetings, etc. there may be times when he is not with the crew. Therefore, the CONTRACTOR shall not backfill any main lines and/or appurtenances, structures or other installed infrastructure until the Observer has seen and accepted the work for payment.

Any work backfilled without the Observer's knowledge and consent shall not be allowed for payment to the CONTRACTOR and shall be uncovered for inspection at no additional cost to the OWNER or ENGINEER.

3. UNCLASSIFIED EXCAVATION

All excavation is unclassified. No extra payment will be allowed for rock excavation of any kind. It is the CONTRACTOR's responsibility to make any additional investigations to determine depth, location or competency of rock within the project area.

4. CONFLICTING SECTIONS/STATEMENTS IN CONTRACT DOCUMENTS

a. General

It shall be noted that if any provisions in these Contract Documents is in conflict and/or is inconsistent with any other section or provisions, then the most stringent shall apply per the interpretation of the ENGINEER and/or OWNER.

b. Hold Period on Bids

All bids shall remain valid for a period of 90 days. Any reference to a lesser period of time is incorrect.

5. CONTRACTOR'S INSURANCE CERTIFICATE

The following wording for the cancellation clause on the insurance certificate is required:

"Should any of the above described policies be canceled before the expiration date thereof, the issuing company will mail 15 days written notice to the certificate holder named to the left."

6. FEDERAL/STATE/LOCAL REGULATIONS

The CONTRACTOR shall abide by all local and state laws or ordinances to the extent that such requirements do not conflict with federal laws or regulations. Compliance with any and all applicable laws and/or regulations is strictly the CONTRACTOR's responsibility.

7. SILTATION AND SOIL EROSION

The CONTRACTOR shall make every effort during construction to minimize siltation and soil erosion and comply with all local and state codes that pertain to this project. Any applicable permits shall be the CONTRACTOR's responsibility to obtain, at no additional cost to the OWNER.

8. PRIORITY OF CONSTRUCTION

The CONTRACTOR shall proceed from the beginning point of a line and start installing main and appurtenances and placing sections of line in service, where possible, and continuing to the end of that line. Customers shall be connected to the new line before proceeding to the next section. Jumping or skipping around laying scattered sections of main shall not be permitted. When a road is completed, cleanup must commence immediately. The OWNER will hold payment on sections due to skipping; the intent is to proceed toward the end of the line. The priority of construction shall be as follows:

- 1) Mulholland
- 2) Ninevah Road
- 3) Johnson Road
- 4) Lawrenceburg Road
- 5) US 127
- 6) Jones Lane
- 7) Old Harrodsburg Road
- 8) Old Lawrenceburg Road

9. ROUGH CLEAN UP

- a. Rough clean up shall be performed on a daily basis concurring with the daily rate of production for pay items, amounts and/or quantities listed in the schedule of values and/or Bid Schedule.
- b. The CONTRACTOR is to provide sufficient labor and equipment for clean up as to not impede production schedules.

- c. Rough clean up shall be defined as follows:
 - 1. All open ditches shall be backfilled on a daily basis.
 - 2. Debris (rocks, roots, timber, etc.) shall be removed from the job site on a daily basis. This material may be stockpiled with the consent of the OWNER and the ENGINEER in designated locations. Any such locations shall be arranged by the CONTRACTOR with the written consent of the property owner.
 - 3. Remaining backfill material (soil) shall be windrowed back on top of the ditch line, compacted and leveled giving consideration for settlement.
- d. At the direction of the ENGINEER, OWNER, or their appointed representatives, the CONTRACTOR shall readdress areas if identified as not being adequate in the initial rough clean up process.

10. QUANTITIES OF MATERIALS

The quantities of materials listed on the Bid Schedule are estimates only and are subject to changes in the field. The CONTRACTOR shall verify these quantities before ordering materials. In the event of an under run or over run of materials, the CONTRACTOR shall be responsible for any shipping and/or restocking fees.

11. SHOP DRAWING REVIEW

Throughout these Specifications, all reference to Shop Drawing review by the ENGINEER, should read fourteen (14) days, not 30 days or any other number of days more or less than 14.

12. CONSTRUCTION PERIOD – ADVERSE WEATHER DAYS

The CONTRACTOR is to note that there are adverse weather days included within the allotted construction time. The number of days per month already included in the Construction Period is listed below. Adverse weather conditions should be expected to be equal to or less than those listed below per month, as these would be considered normal conditions and not subject to additional time for construction due to adverse weather. Any documented adverse weather conditions beyond the amount listed below may be considered, at the request of the CONTRACTOR, for additional construction time. Adverse weather for the purposes of this Contract shall be defined as days in which precipitation exceeds 0.1” and/or the average temperature is below 32 degrees F. Days not meeting these criteria during daylight hours shall not be considered as adverse weather days.

If the CONTRACTOR's normal operations for the project do not include weekend and holiday work, then those days may not be counted as adverse weather days, regardless of actual recorded weather conditions. Adverse weather conditions on weekends and holidays may be considered by the OWNER for a contract time adjustment provided that the CONTRACTOR has provided a minimum of four (4) working days notice to the RO, ENGINEER and OWNER of his intention to work on a weekend and/or holiday.

Any day that the CONTRACTOR mobilizes forces to the project site and the RO is required to be on site for two (2) hours or longer shall not be considered for a claim of adverse weather. Any day that the CONTRACTOR chooses not to work due to weather or site conditions, but fails to notify the RO in a timely manner, shall not be considered for a claim of adverse weather.

The CONTRACTOR is required to report any days missed due to adverse weather conditions in the previous month at the monthly Progress Meetings. No days other than those reported by the CONTRACTOR at monthly Progress Meetings shall be considered for adverse weather time extensions.

The contract documents establish the documentation requirements for adverse weather days claims by the CONTRACTOR. Any claims not in accordance with those requirements shall not be considered.

The CONTRACTOR and the RO shall both record weather conditions at the project site on a daily basis and shall reconcile their notes and records at least weekly.

The normal adverse weather days are calculated using data from the National Oceanic and Atmospheric Administration and are as follows:

<u>Jan</u>	<u>Feb</u>	<u>Mar</u>	<u>Apr</u>	<u>May</u>	<u>Jun</u>	<u>Jul</u>	<u>Aug</u>	<u>Sep</u>	<u>Oct</u>	<u>Nov</u>	<u>Dec</u>
15	12	9	8	8	7	8	7	6	5	7	11

Days in which the CONTRACTOR does not attempt to work, and which are not satisfactorily documented as an adverse weather day, will not be considered in any request for construction time extension by the CONTRACTOR.

13. ROADWAY/DRIVEWAY CROSSINGS

All roadways or driveways crossed by installed lines shall be bored if the surface is not gravel. All State or County maintained roads shall have steel casing pipe installed by bore, unless otherwise shown on the plans. All private driveways with non-gravel surfaces shall be free bored without casing pipe, if possible.

Asphalt or concrete driveways shall be bored in all instances, unless prior approval is given, in writing, by the property owner and the OWNER.

County Roads may not be open cut nor the paving disturbed in any way without prior written approval from the Fiscal Court.

Under no circumstances shall any State roads be disturbed, crossed or cut without prior written approval from the Kentucky Transportation Cabinet.

Any gravel driveway or roadway crossed shall be backfilled entirely with crushed stone and compacted accordingly to prevent future settlement. The CONTRACTOR will be responsible for making any requested repairs to any driveway or roadway crossed on the Project throughout the one-year warranty period, to the satisfaction of the property owner and the OWNER.

14. ITEMS DELETED, REDUCED AND/OR INCREASED

The OWNER reserves the right to delete any bid item or, in the case of unit price items, delete, reduce or increase the quantities involved. Bidders shall be aware of this possibility and shall base their bids accordingly.

15. PROPERTY OWNER RELEASE

The OWNER reserves the right to require the CONTRACTOR to obtain a written, signed Release from any or all property owners impacted by the Work prior to final payment to the CONTRACTOR. The Release form is included in Appendix 1 and may be required from all property owners impacted by the project, regardless of whether work was performed on right-of-way or on easements.

16. VIDEOTAPING

The CONTRACTOR shall not mobilize any equipment to the site prior to presenting the ENGINEER and OWNER with fully functional DVD copies of the project area conditions prior to construction activities, per the technical specifications. Failure of the CONTRACTOR to provide a satisfactory video shall not prevent the construction time to start and shall not be cause for a time extension to the CONTRACTOR.

Any construction work prior to receipt and verification of the functionality of the video by the OWNER and/or ENGINEER shall not be eligible for payment to the CONTRACTOR.

Any work added to the Project via Change Order, or other means, shall also be videotaped per the specifications prior to mobilization by the CONTRACTOR to that area. Fully functional DVD copies of the pre-construction video of added areas shall be provided to the ENGINEER and OWNER prior to mobilization.

17. BUILDER'S RISK INSURANCE

The CONTRACTOR shall secure "All Risk" type Builder's Risk Insurance for Work to be performed. Unless specifically authorized by the OWNER, the amount of such insurance shall not be less than the Contract Price totaled in the awarded Bid. The policy shall cover not less than the losses due to fire, flood, explosion, hail, lightning, vandalism, malicious mischief, wind, collapse, riot, aircraft and smoke during the Contract Time, and until the Work is accepted by the OWNER. The policy shall name as the insured the CONTRACTOR, the ENGINEER and the OWNER. If the Builder's Risk Insurance secured by the CONTRACTOR excludes coverage for flood damage, the CONTRACTOR shall secure the maximum amount of Federal Flood Insurance available for the Contract.

Builder's Risk Insurance shall include coverage of any stored materials for which the CONTRACTOR intends to request payment. Documentation of Builder's Risk Insurance shall be provided by the CONTRACTOR along with the Certificate of Insurance required prior to Award.

18. APPROVED EQUAL CLAUSE

- a. Any reference to a specific equipment brand name within the Specifications or Drawings shall be deemed to include "or approved equal".
- b. Delete any statement such as "No other manufacturers are acceptable" within the Specifications.

19. DISPOSAL OF TRENCH WATER

The CONTRACTOR shall not dispose of any trench water by allowing it to enter any sanitary sewer system without first obtaining written permission to do so from the owner of said system. Documentation of written permission must be provided to the ENGINEER and OWNER.

20. PERMIT COMPLIANCE

Compliance with any and all permits related to the Project is strictly the responsibility of the CONTRACTOR. This includes, but is not limited to, Transportation Cabinet Encroachment Permits, Railroad Permits, Stream Construction Permit, Division of Water Permits and/or NPDES Permits that may apply to the Work. Copies of Permits previously obtained for the Project are either included in applicable Appendices of the Contract Documents, or are available from the OWNER and/or ENGINEER for review upon request.

21. GENERAL

- a. Reasonable care shall be taken by the CONTRACTOR during construction to avoid damage to existing vegetation. Ornamental shrubbery and tree branches shall be temporarily tied back, where appropriate, to minimize damage. Trees that receive damage to branches shall be trimmed of those branches to improve the appearance of the tree. Tree trunks receiving damage from equipment shall be treated with a tree dressing. Property owners shall be notified by the CONTRACTOR prior to any alteration to existing trees and/or landscaping on their property.
- b. CONTRACTOR shall implement Best Management Practices as described in the Kentucky Best Management Practices for Construction Activities prepared by Division of Conservation and Division of Water, Natural Resources and Environmental Protection Cabinet.

23. RECORD DRAWINGS

The CONTRACTOR shall maintain a set of plans with current mark ups showing any changes made in the field to the location, orientation, etc. of any element of the project during construction. This set of plans shall be provided to the ENGINEER at the conclusion of the project and shall be used by the ENGINEER in developing the most accurate set of construction Record Drawings possible for the OWNER. Upon request by the CONTRACTOR, the set of plans shall be returned.

24. PIPELINE TESTING

CONTRACTOR shall pressure test sections of water line or force main no greater than 3,500 feet in length. Gravity sewers shall be tested in sections between manholes.

Water main shall be tested in accordance with the pressures listed in the table below and the contents of the technical specifications.

<u>Pipe Classification</u>	<u>Test Pressure</u>
PVC SDR-21, Cl. 200	185 psi
PVC SDR-17, Cl. 250	215 psi
PVC C-900 DR14, Cl. 200	250 psi
Ductile Iron, Cl. 350	350 psi

25. PROJECT REQUIREMENTS

All Contractors bidding this project should be aware of the following requirements; while not all inclusive, the list is representative of those items that will be enforced by the Engineer during this project.

Contractor shall use the following materials:

- Zurn Wilkens Regulators – Model 600XL LUSC
- American Darling Fire Hydrant – Model B84B

SECTION 01010
Summary of Work

PART 1 GENERAL

1.1 DESCRIPTION

- A. The Work to be performed under this Contract shall consist of furnishing all labor, materials, tools, equipment and incidentals and performing all Work required to construct complete in place and ready to operate the Project as shown on the Drawings and as specified.

1.2 PROJECT LOCATION

The equipment and materials to be furnished will be installed at the locations shown on the Drawings.

1.3 QUANTITIES

The OWNER reserves the right to alter the quantities of work to be performed or to extend or shorten the improvements at any time when and as found necessary, and the CONTRACTOR shall perform the work as altered, increased or decreased. Payment for such increased or decreased quantity will be made in accordance with the Instructions to Bidders. No allowance will be made for any change in anticipated profits nor shall such changes be considered as waiving or invalidating any conditions or provisions of the Contract and Bond.

1.4 PARTIAL OWNER OCCUPANCY

The existing facilities to which these improvements are being made will continue operation during the period of construction.

END OF SECTION

**SECTION 01020
VIDEOTAPING**

PART 1 GENERAL

1.1 DESCRIPTION OF WORK

This Section covers the provision for the CONTRACTOR to provide all labor, materials, equipment, services and perform all operations necessary to furnish to the OWNER and ENGINEER a complete, color audio-video record of the surface features within the proposed construction's zone of influence. This record shall include, but not be limited to, all audio-video tape storage cases, tape logs and indexes. The purpose of this coverage shall be to accurately document the pre-construction condition of these features within the project area.

PART 2 MATERIALS

2.1 GENERAL

The total audio-video recording system and the procedures employed in its use shall be such as to produce a finished product that will fulfill the technical requirements of the project, as well as those more subjective requirements of high quality audio and video production. The video portion of the recording shall reproduce bright, sharp, clear pictures with accurate colors and shall be free from distortion, tearing, rolls, or any other form of picture imperfection. The audio portion of the recording shall reproduce the commentary of the camera operator with proper volume, clarity and be free from distortion. Recording speed shall be compatible for playback in SP mode.

The recording system shall utilize EIA standard video and NTSC compatible color (American TV Standard), and shall utilize digital technology.

2.2 VIDEO TAPE

The video tape furnished to the OWNER and ENGINEER shall be high energy extended still frame capable, color, DVD. The video shall be new and thus shall not have been used for any previous recording. The CONTRACTOR shall provide the ENGINEER a copy of the DVD.

2.3 VIDEO TAPE PLAYBACK COMPATIBILITY

The recorded video tapes shall be compatible for playback with any American TV Standard DVD player, or VHS player if approved.

PART 3 EXECUTION**3.1 VIDEO CONTENT****A. General**

The recording shall contain coverage of all surface features located within the construction's zone of influence. The construction's zone of influence shall be defined (1) as the area within the permanent and temporary easements, and areas adjacent to these easements which may be affected by routine construction operations; and (2) by the direction of the ENGINEER and/or OWNER. The surface features within the construction's zone of influence shall include, but not be limited to, all roadways, pavements, curbs, driveways, sidewalks, culverts, headwalls, retaining walls, buildings, landscaping, trees, shrubbery and fences. Of particular concern shall be the existence or non-existence of any faults, fractures or defects prior to construction.

B. Streets

Where construction will extend in or adjacent to a street, the full width of the construction's zone of influence including the street right-of-way shall be recorded, unless otherwise authorized by the ENGINEER. The term street shall be understood to mean a highway, road, street, avenue, boulevard, lane, circle, alley, etc.

C. Easements

Where construction will extend through easement areas, the permanent and temporary easements and all other adjacent areas lying within the construction's zone of influence shall be recorded. The term easement shall be understood to mean all areas not defined as streets.

3.2 ALPHA-NUMERIC DISPLAYS

All video recordings must, by electronic means, display continuously and simultaneously generated, transparent, alpha-numeric information to include the following:

A. Video Tape Index, Number, Project Title and General Project Location

Each video tape shall begin with a single, multi-line, alpha-numeric display indicating the video tape index number, project title and general location of the project.

B. Time and Date

During the entire duration of the recordings, the time (in hours, minutes and seconds separated by colons) and date (consisting of month, day and year

separated by slashes) of recording must appear in the upper left-hand corner of the picture.

C. Name and Side of Street or Easement

During the entire duration of the recordings, the name and side of the street or easement being recorded must appear across the bottom of the picture.

D. Camera Position

During the entire duration of the recordings, the position of the camera, accurately referenced and displayed in terms of the construction's engineering stationing, shall be displayed (in standard stationing format) in the lower left-hand corner of the picture. Where no stationing appears on the engineering plans, an appropriate stationing system, acceptable to the ENGINEER and OWNER, shall be established and utilized.

3.3 AUDIO CONTENT

Accompanying the video recording of each video tape shall be corresponding and simultaneously recorded audio. This audio recording, exclusively containing the commentary of the camera operator, shall assist in the maintenance of viewer orientation and in any needed identification, differentiation, clarification or objective description of the structures being shown in the video portion of the recording. The audio recording also shall be free from any conversations between the camera operator and the other production technicians.

3.4 VIDEO TAPE INDEXING

A. Video Tape Identification

All video tapes and their vinyl storage cases shall be properly identified by video tape index number, project title, and general project location.

B. Video Tape Logs

Displayed on the storage case of each video tape shall be a log of that video tape's contents. That log shall describe the various segments of coverage contained on that video tape in terms of the names and sides of the streets or easements, coverage beginning and endpoints, directions of coverage and video tape player counter numbers.

C. Viewer Orientation Techniques

The audio and video portions of the recording shall maintain viewer orientation. To this end, overall establishing views and visual displays of all visible house and building addresses shall be utilized. In easements where the proposed construction location will not be readily apparent to the video tape viewer, highly

visible yellow flags shall be placed in such fashion as to clearly indicate the proposed center line of construction.

3.5 ENTERING PRIVATE PROPERTY

When planning on entering private property, the CONTRACTOR shall notify the owner of such property to obtain his/her permission to do so. Should the owner of the property refuse to give his permission for said entry, the CONTRACTOR shall immediately notify the OWNER and ENGINEER, who will obtain the right to enter the property through the legal powers vested in the OWNER as a public entity. The CONTRACTOR is advised that he shall not enter any private property before permission is granted to do so, or the OWNER has notified the CONTRACTOR that he has gained the legal right to do so. The CONTRACTOR shall be liable for entry made other than as stated above.

PART 4 OWNER'S OPTIONS

4.1 DOCUMENTATION ADDITIONS AND OMISSION

The OWNER and/or ENGINEER shall have the authority to designate what areas may be added to or omitted from the video tape documentation.

4.2 SPECIFICATION DEVIATIONS

Any deviation from the above specifications must have the written approval of the OWNER.

PART 5 QUALIFICATIONS

- 5.1** The video tape documentation shall be performed by a responsible firm known to be skilled and regularly engaged in the business of pre-construction color audio-video tape documentation. The firm shall furnish such information as the OWNER and ENGINEER deem necessary to determine the ability of that firm to perform the work in accordance with the contract specifications, including a list of former clients served in the last five (5) years.

PART 6 COORDINATION

- 6.1** The CONTRACTOR shall coordinate the video tape recording with the construction schedule so that those portions of the construction that will be completed first will be recorded first. Construction shall not begin in an area until acceptable video tapes have been delivered to the OWNER and ENGINEER.

PART 7 VIDEO TAPE DELIVERY

- 7.1** The CONTRACTOR shall deliver the video tape recordings to the OWNER and ENGINEER upon their completion as a whole, or upon request by the OWNER or ENGINEER, deliver specific video tape recordings to the OWNER and ENGINEER upon their completion. Upon delivery and acceptance of the video tapes, transfer of ownership of those video tapes shall be made to the OWNER.

PART 8 UNACCEPTABLE DOCUMENTATION

- 8.1** The OWNER or ENGINEER shall have the authority to reject all or any portion of the video tape documentation not conforming to specifications. Those rejected portions shall be redone by the CONTRACTOR at no additional cost to the OWNER.

END OF SECTION

SECTION 01041
Project Coordination

PART 1 GENERAL

1.1 SCOPE

- A. Management of the Project shall be through the use of a logical method of construction planning, inspection, scheduling and cost value documentation.
- B. The work under this Section includes all surface and subsurface condition inspections and coordination by the CONTRACTOR necessary for the proper and complete performance of the Work.
- C. This Section applies to the work of every division and every section of these Specifications.

1.2 SITE CONDITIONS

- A. Inspection
 - 1. Prior to performing any work under a section, the CONTRACTOR shall carefully inspect the installed work of other trades and verify that all such work is complete to the point where the work under that section may properly commence.
 - 2. The CONTRACTOR shall verify that all materials, equipment and products to be installed under a section may be installed in strict accordance with the original design and pertinent reviewed shop drawings.
- B. Discrepancies
 - 1. In the event of discrepancy, immediately notify the ENGINEER.
 - 2. Do not proceed with construction in areas of discrepancy until all such discrepancies have been fully resolved.

1.3 COORDINATION

- A. Carefully coordinate work with all other trades and subcontractors to insure proper and adequate interface of the work of other trades and subcontractors with the work of every section of these Specifications.
- B. The CONTRACTOR shall coordinate operations with all utility companies in or adjacent to the area of CONTRACTOR's work. The CONTRACTOR shall require said utilities to identify in the field their property and provide drawings as necessary to locate them.

END OF SECTION

PART 1 GENERAL

- 1.1 The CONTRACTOR shall provide all necessary labor, materials, tools, equipment, insurances, and permits, etc., and perform all other related work, as may be required for the work in accordance with the applicable terms of these Specifications and other pertinent documents, etc.
- 1.2 The cost associated with the preparation of submittal and the preparation for and attendance at all project meetings shall be incidental to the work.
- 1.3 Items shown in the plan but not expressly described herein shall be considered incidental to the work.
- 1.4 Lump sum items shall be paid upon completion and acceptance of all work covered by the item. However, CONTRACTOR may submit an application for partial payment of lump sum items. Such application shall be in writing and shall define and provide justification for desired break down of the lump sum items. The application will be reviewed by the ENGINEER in a timely manner and any concerns will be discussed with the CONTRACTOR prior to issuing written agreement with the partial payment scheme. It is recommended that Partial Payment Applications be submitted and approval sought prior to the submission of the first invoice for the project.
- 1.5 The quantities shown are estimated. Only the actual quantities required, furnished, and installed and/or removed, will be eligible for payment. No minimum(s) is/are guaranteed.
- 1.6 The CONTRACTOR will NOT be paid for any items herein in excess of the estimated quantities or for any items not contained in the proposal(s) unless the CONTRACTOR has obtained WRITTEN authorization from the ENGINEER before proceeding with the work.
- 1.7 The various phases of contractual work that are required to complete the subject project must be performed in a most expeditious manner and to the satisfaction of the ENGINEER

PART 2 PAY ITEMS

2.1 WATER LINES

- A. Measurement - Measurement for the length of pipe to be included for payment at the unit prices bid shall be the actual length laid in the trench measured along the centerline of the pipe and including the lengths of and fittings in the line. Measurement shall begin at the ends of existing pipes, valves or fittings to which the new pipe is connected or such other point as may be designated on the plans.
- B. Payment - Payment for installing only water pipe lines complete will be made at the contract unit price bid per linear foot for water pipe of the various sizes and classifications. No pay item has been established for fittings or restraint joints. These are considered incidental and shall be included in the unit price bid per linear foot for water pipe. Payment for installing water pipe shall constitute full compensation for

Measurement and Payment

trenching, installation of pipe and tracer wire, grip ring restraints on all fittings, backfill, disinfecting and testing for the water line, together with other incidental and related work necessary for the completion of the water main installation except that valves, valve boxes, pavement replacement and such other items shall be paid for separately, if included as a pay item on the bid proposal.

2.2 VALVES

- A. Measurement - Valves will be measured by actual count on each size and type of valve installed in the completed system.
- B. Payment - Payment for installing only valves of the various sizes and classifications, accessories, adapters, extension stems, valve boxes with lids, concrete collar or other required appurtenances, shall be made on the basis of the contract unit prices bid. Such payment shall constitute full compensation for installing the valves complete in full accordance with the Plans and Specifications.

2.3 DIRECTIONAL BORE

- A. Measurement – Measurement of Directional Bore for payment shall be made by the actual length of bore provided in the complete installation.
- B. Payment – Payment for installing directional bore will be made at the contract unit price bid per linear foot. Payment for installing directional bore shall constitute full compensation for HDPE carrier pipe, fittings, concrete anchors, restraints, tracer wire, boring, installation and testing together with other incidental and related work necessary for the completion of the directional bore.

2.4 ROCK EXCAVATION

Excavation is unclassified, therefore, separate measurement or payment will not be made.

2.5 GRAVEL BACKFILL IN ROCK EXCAVATION

- A. Measurement – Measurement for gravel backfill in rock excavation shall be measured along the centerline of the water line.
- B. Payment – Gravel backfill in rock excavation shall be paid for on the basis of the respective unit prices bid per linear foot. Payment for shall constitute compensation in full for furnishing all labor, tools, equipment and materials and installing the gravel backfill from 6” below the pipe to 12” above the pipe, construction of clay check dam every 200 feet, including compaction and disposal of surplus excavated material.

Gravel Backfill In Rock Excavation must be preapproved by the Owner/Engineer.

Clay Check Dams shall be constructed every 200 feet along pipe where gravel backfill is used.

2.6 BITUMINOUS/CONCRETE PAVEMENT REPLACEMENT FOR NON-STATE MAINTAINED ROADS

- A. Measurement - Measurement for pavement replacement shall be equal to the length of the pavement installed, as measured along the centerline of the water main. Minimum width shall be equal to the nominal pipe diameter plus 3'-6" centered over the pipeline.
- B. Payment - Payment for pavement replacement shall be made on the basis of the unit prices bid for various classifications of pavements indicated in the proposal form. Such payment shall constitute full compensation for furnishing all labor, material, and equipment and replacing the damaged pavement, including the crushed stone base and crushed stone backfill as required. The CONTRACTOR is advised that although the limits of payment shall be as described under paragraph A, above he shall be responsible for replacing all pavement damaged during construction, at no additional cost, so that the paved area is left in a condition as good as or better than before the start of construction.

Payment for pavement replacement shall also include compensation for providing temporary pavement patches as required by the specifications and for maintaining the patches until such time as the permanent pavement is placed inasmuch as no separate payment will be made for this work.

Payment for flowable fill concrete in non-state maintained roads shall be paid for separately, if required.

2.7 CRUSHED STONE

- A. Measurement - Measurement of crushed stone for payment shall be based on linear feet of gravel replaced on driveways and shall be 6" thick of trench. This item will be paid for based upon amount disturbed and only a one time payment. Crushed stone used for bedding water mains in rock excavation or in backfill around fire hydrants and valves shall not be measured for payment. Payment shall be included in the unit price for pipe, valves or fire hydrant.

Contractor shall be responsible for adding additional gravel at no additional cost, if the trench settles.

Crushed stone used as base material or backfill for pavement replacement also will not be measured for payment inasmuch as payment for this material will be included in the payment for pavement replacement.

- B. Payment - Payment for crushed stone, measured as provided above, which payment shall constitute full compensation for furnishing, hauling, placing and compacting the stone as specified.

2.8 CASING PIPE BY BORE & JACK

- A. Measurement - Measurement of casing pipe installed under pavement, structures or other places by bore and jack shall be by the linear foot and shall be the centerline length of the casing installed and accepted.

- B. Payment - Payment shall be made on the basis of the contract unit price bid for various diameters. This price shall constitute payment for furnishing and installing casing pipe by boring and jacking, spacers and end caps; including all labor, tools and equipment. Payment for the water line to be installed in the casing pipe shall be paid for at applicable unit price bid.

2.9 BORE & JACK UNCASSED

- A. Measurement - Measurement of bore & jack uncased installed under pavement, structures or other places shall be by the linear foot and be measured along the centerline of the water main.
- B. Payment - Payment shall be made on the basis of the contract unit price bid for various diameters. This price shall constitute payment for bore & jacking uncased; including all labor, tools and equipment. Payment for the waterline to be installed shall be paid for at applicable unit price bid.

2.10 CONNECTIONS TO EXISTING LINES

No additional compensation will be made for connections to existing lines as shown on drawings. Only those items employed in such connections and appear in this Section will be paid for separately.

2.11 WET TAP CONNECTION TO EXISTING LINES

- A. Measurement – Wet tap connections to existing lines shall be sized as shown on plans and include tapping tee and tapping valve. This item will be measured by an actual count of wet taps installed, tested, sterilized and accepted.
- B. Payment - Wet tap connections to existing lines, installed and accepted will be paid for on the basis of the unit price per each and payment shall constitute full compensation for furnishing, hauling, installing complete, testing and sterilizing, for excavation, preparation of bed and backfilling, and for the furnishing of all equipment, tools and incidentals necessary to complete the item.

2.12 AIR RELEASE VALVE ASSEMBLY

- A. Measurement - Air release valve assemblies will be measured by an actual count of each size and type installed and accepted. The unit price bid for this item shall include tapping the main saddle, corporation stop, bronze gate valve, air release valve, meter box and cover, crushed stone and other fittings as covered by Specifications and Plans.
- B. Payment - Air release valve assemblies installed and accepted will be paid on the basis of the unit price per each and payment shall constitute full compensation for furnishing all materials and supplies, and installing complete, testing, excavation and for the furnishing of all equipment, tools and incidentals necessary to complete the item.

2.13 PRV STATION

- A. Measurement – This is a Lump Sum Bid Item and measurement will not be required.
- B. Payment – Payment for the PRV Station shall be made on the basis of the Lump Sum Price Bid and shall constitute full compensation for pressure reducing valves, fittings, piping, concrete vault and hatch, drain line, pressure gauges, site work, seeding and restoration as shown on the plans and described in the specifications complete in place.

Gate valves outside of the vault will be paid for separately.

2.14 2” PRV PIT

- A. Measurement – 2” PRV Pit will be measured by actual count installed in the completed system.
- B. Payment - Payment for 2” PRV Pit shall be made on the basis of the contract unit price bid. Such payment shall constitute full compensation for installing the valves, piping, fittings meter box, lid, complete in full accordance with the Plans and Specifications.

2.15 FIRE HYDRANTS / FLUSH HYDRANTS

- A. Measurement - Measurement of hydrants for payment shall be made by actual count of type of hydrant provided in the completed installation.
- A. Payment - Payment for hydrants complete shall be based on the contract unit prices bid. Such payment shall constitute compensation in full for hydrants complete with the necessary barrel and stem extensions, concrete base and kicker, valve, valve box and the required crushed stone for drainage as shown in the standard details in drawing package.

2.16 REMOVAL OF EXISTING FIRE HYDRANTS / FLUSH HYDRANTS

- A. Measurement - Measurement for payment of hydrant removal shall be made by actual count of hydrants removed.
- B. Payment - Payment for hydrant removal shall be based on the contract unit prices bid. Such payment shall constitute compensation in full for hydrant removal including isolation valve box removal and cleanup. Hydrants and valve boxes removed shall remain the property of the owner.

2.17 NEW SERVICE CONNECTIONS

- A. Measurement – New Service connections will be measured by an actual count of each size and type of service installed, tested, disinfected and accepted. The unit price bid for this item shall include saddles, corporation stop, curb stops, yoke, tracer wire, meter box, pressure regulator, as required, service tubing or copper service tubing, HDPE sleeve under road for opposite side meters, as required, etc., as covered by Specifications and Plans.

Measurement and Payment

- B. Payment – New Service connections assemblies placed and accepted, measured as provided above, will be paid for at the contract unit price per each, which price and payment shall constitute full compensation for furnishing, hauling and installing complete, testing and disinfection, for excavation, preparation of bed and backfilling, and for the furnishing of all equipment, tools, and incidentals necessary to complete the item.

**(Meter is not included in the New Service Connection)
(Includes HDPE sleeve under road for opposite side meters)**

2.18 EXISTING SERVICE CONNECTION TO PROPOSED LINE

- A. Measurement - Existing service connections to proposed line will be measured by the actual count of each size and type of service installed, tested, disinfected and accepted. The unit price bid for this item shall include saddles, corporation stop, tracer wire, connection to existing service line, HDPE sleeve under road for opposite side meters, as required, etc., as covered by Specifications and Plans.
- B. Payment - Existing service connections to proposed line assemblies placed and accepted, measured as provided above, will be paid for at the contract unit price per each, which price and payment shall constitute full compensation for furnishing, hauling and installing complete, testing and disinfection, for excavation, preparation of bed and backfilling, and for the furnishing of all equipment, tools, and incidentals necessary to complete the item.

**(Meter is not included in the New Service Connection)
(Includes HDPE sleeve under road for opposite side meters)**

2.19 SERVICE PIPE

- A. Measurement - Measurement for the length of service pipe used for service installations included for payment at the unit prices bid shall be the actual length installed over and above the 10 feet and 70 feet of service tubing that is to be included in the price bid for service connection and existing service connection to proposed line.
- B. Payment - Payment for installing only water service lines completed will be made at the contract unit price bid per linear foot for water service pipe of the various sizes, types and classifications. Payment for installing service pipe shall constitute full compensation for excavation, installation, tracer wire, backfill, disinfecting, testing and other incidentals and related work necessary for the completion of the bid item.

2.20 REMOVAL OF EXISTING GATE VALVE BOX

- A. Measurement - Measurement for payment of gate valve box removal shall be made by actual count of removed.
- B. Payment - Payment for gate valve box removal shall be based on the contract unit prices bid. Such payment shall constitute compensation in full for gate valve box removal and cleanup. Valve boxes removed shall remain the property of the owner.

2.21 CUT AND CAP WATER LINE

- A. Measurement – Cutting and capping of water lines will be measured by actual count of installed in the completed system.
- B. Payment - Payment for cutting and capping of all size water lines shall be made on the basis of the contract unit price bid. Such payment shall constitute full compensation for capping, concrete, restraints etc. to complete in full accordance with the Plans and Specifications.

2.22 CLEANUP AND RESTORATION

- A. Measurement - Measurement for Cleanup and Restoration shall be along the centerline of the main line pipe (not service line) including bores, graveled areas, paved areas and creek crossings. Measurement shall begin at the ends of existing pipes, valves or fittings to which the new pipe is connected or such other point as may be designated on the plans. Final measurement for Cleanup and Restoration shall be the same as final length of water line installed.
- B. Payment - Payment for Cleanup and Restoration will be made at the contract unit price stated in the Bid Schedule. Payment for Cleanup and Restoration shall constitute full compensation for removal of all rock, excess dirt, grading, seeding and strawing, together with other incidental and related work necessary for the initial cleanup as determined by the Engineer. The Contractor shall be responsible for final cleanup to address areas of settlement and reseed and straw as directed by the Engineer prior to final release of retainage. Cost of final cleanup will not be a separate pay item and shall be included in the unit price bid per linear foot of water line.

2.23 TEST METER

- A. Measurement – Test meters will be measured by an actual count of each size and type of service installed, tested, disinfected and accepted. The unit price bid for this item shall include saddles, corporation stop, curb stops, yoke, meter, PRV, meter box, service tubing or copper service tubing, as required, etc., as covered by Specifications and Plans.
- B. Payment – Test meter connections assemblies placed and accepted, measured as provided above, will be paid for at the contract unit price per each, which price and payment shall constitute full compensation for furnishing, hauling and installing complete, testing and disinfection, for excavation, preparation of bed and backfilling, and for the furnishing of all equipment, tools, and incidentals necessary to complete the item.

SECTION 01340
Shop Drawings, Product Data and Samples

PART 1 GENERAL

1.1 SCOPE

- A. The work under this Section includes submittal to the ENGINEER of shop drawings, product data and samples required by the various sections of these Specifications.
- B. Submittal Contents: The submittal contents required are specified in each section.
- C. The following forms shall be used for all major components of the work:
 - 1. Typical Maintenance Summary Form
 - 2. Notice of Start of Manufacturing
 - 3. Notice of Shipment of Equipment
 - 4. Notice of Schedule Impact

The forms are included at the back of this section.

- D. Definitions: Submittals are categorized as follows:
 - 1. Shop Drawings
 - a. Shop drawings shall include technical data, drawings, diagrams, procedure and methodology, performance curves, schedules, templates, patterns, test reports, calculations, instructions, measurements and similar information as applicable to the specific item for which the shop drawing is prepared.
 - b. Provide newly-prepared information, on reproducible sheets, with graphic information at accurate scale (except as otherwise indicated) or appropriate number of prints hereof, with name or preparer (firm name) indicated. The Contract Drawings shall not be traced or reproduced by any method for use as or in lieu of detail shop drawings. Show dimensions and note which are based on field measurement. Identify materials and products in the work shown. Indicate compliance with standards and special coordination requirements. Do not allow shop drawing copies without appropriate final "Action" markings by the ENGINEER to be used in connection with the Work.
 - c. Drawings shall be presented in a clear and thorough manner. Details shall be identified by reference to sheet and detail, specification section, schedule or room numbers shown on the Contract Drawings.

- d. Minimum assembly drawings sheet size shall be 24 x 36-inches.
 - e. Minimum detail sheet size shall be 8-1/2 x 11-inches.
 - f. Minimum Scale:
 - (1) Assembly Drawings Sheet, Scale: 1-inch = 30 feet.
 - (2) Detail Sheet, Scale: 1/4-inch = 1 foot.
2. Product Data
- a. Product data includes standard printed information on materials, products and systems, not specially prepared for this Project, other than the designation of selections from among available choices printed therein.
 - b. Collect required data into one submittal for each unit of work or system, and mark each copy to show which choices and options are applicable to the Project. Include manufacturer's standard printed recommendations for application and use, compliance with standards, application of labels and seals, notation of field measurements which have been checked and special coordination requirements.
3. Samples
- a. Samples include both fabricated and un-fabricated physical examples of materials, products and units of work, both as complete units and as smaller portions of units of work, either for limited visual inspection or, where indicated, for more detailed testing and analysis.
 - b. Provide units identical with final condition of proposed materials or products for the work. Include "range" samples, not less than three units, where unavoidable variations must be expected, and describe or identify variations between units of each set. Provide full set of optional samples where the ENGINEER'S selection is required. Prepare samples to match the ENGINEER'S sample where indicated. Include information with each sample to show generic description, source or product name and manufacturer, limitations and compliance with standards. Samples are submitted for review and confirmation of color, pattern, texture and "kind" by the ENGINEER. ENGINEER will note "test" samples, except as otherwise indicated, for other requirements, which are the exclusive responsibility of the CONTRACTOR.
4. Miscellaneous submittals related directly to the Work (non-administrative) include warranties, maintenance agreements, workmanship bonds, project photographs, survey data and reports, physical work records, statements of applicability, quality testing and certifying reports, copies of industry standards, record drawings, field measurement data, operating and maintenance

materials, overrun stock, security/protection/safety keys and similar information, devices and materials applicable to the Work but not processed as shop drawings, product data or samples.

1.2 SPECIFIC CATEGORY REQUIREMENTS

- A. General: Except as otherwise indicated in the individual work sections, comply with general requirements specified herein for each indicated category of submittal. Submittals shall contain:
1. The date of submittal and the dates of any previous submittals.
 2. The Project title.
 3. Numerical submittal numbers, starting with 1.0, 2.0, etc. Revisions to be numbered 1.1, 1.2, etc.
 4. The Names of:
 - a. Contractor
 - b. Supplier
 - c. Manufacturer
 5. Identification of the product, with the Specification section number, permanent equipment tag numbers and applicable Drawing No.
 6. Field dimensions, clearly identified as such.
 7. Relation to adjacent or critical features of the Work or materials.
 8. Applicable standards, such as ASTM or Federal Specification numbers.
 9. Notification to the ENGINEER in writing, at time of submissions, of any deviations on the submittals from requirements of the Contract Documents.
 10. Identification of revisions on resubmittals.
 11. An 8 x 3-inch blank space for CONTRACTOR and ENGINEER stamps.
 12. CONTRACTOR'S stamp, initialed or signed, certifying to review of submittal, verification of products, field measurements and field construction criteria and coordination of the information within the submittal with requirements of the Work and of Contract Documents.
 13. Submittal sheets or drawings showing more than the particular item under consideration shall have all but the pertinent description of the item for which

review is requested crossed out.

1.3 ROUTING OF SUBMITTALS

- A. Submittals and routine correspondence shall be routed as follows:
1. Supplier to CONTRACTOR (through representative if applicable)
 2. CONTRACTOR to ENGINEER
 3. ENGINEER to CONTRACTOR and OWNER
 4. CONTRACTOR to Supplier

1.4 ADDRESS FOR COMMUNICATIONS

Engineer: HMB Professional Engineers, Inc.
3 HMB Circle
Frankfort, KY 40601
OFFICE (502) 695-9800
FAX (502) 695-9810

PART 2 PRODUCTS

2.1 SHOP DRAWINGS

- A. Unless otherwise specifically directed by the ENGINEER, make all shop drawings accurately to a scale sufficiently large to show all pertinent features of the item and its method of connection to the Work.
- B. Submit all shop assembly drawings, larger than 11 x 17-inches, in the form of one reproducible transparency with two opaque prints or blueines.
- C. Submit all shop drawings, 11 x 17-inches and smaller, in the form of six opaque prints or blueines.
- D. One reproducible for all submittals larger than 11 x 17-inches and no more than three prints of other submittals will be returned to the CONTRACTOR.

2.2 MANUFACTURER'S LITERATURE

- A. Where content of submitted literature from manufacturers includes data not pertinent to this submittal, clearly indicate which portion of the contents is being submitted for the ENGINEER'S review.
- B. Submit the number of copies which are required to be returned (not to exceed three)

plus three copies which will be retained by the ENGINEER.

2.3 SAMPLES

- A. Samples shall illustrate materials, equipment or workmanship and established standards by which completed work is judged.
- B. Unless otherwise specifically directed by the ENGINEER, all samples shall be of the precise article proposed to be furnished.
- C. Submit all samples in the quantity which is required to be returned plus one sample which will be retained by the ENGINEER.

2.4 COLORS

- A. Unless the precise color and pattern is specifically described in the Contract Documents, wherever a choice of color or pattern is available in a specified product, submit accurate color charts and pattern charts to the ENGINEER for review and selection.
- B. Unless all available colors and patterns have identical costs and identical wearing capabilities, and are identically suited to the installation, completely describe the relative costs and capabilities of each.

PART 3 EXECUTION

3.1 CONTRACTOR'S COORDINATION OF SUBMITTALS

- A. Prior to submittal for the ENGINEER'S review, the CONTRACTOR shall use all means necessary to fully coordinate all material, including the following procedures:
 - 1. Determine and verify all field dimensions and conditions, catalog numbers and similar data.
 - 2. Coordinate as required with all trades and all public agencies involved.
 - 3. Submit a written statement of review and compliance with the requirements of all applicable technical Specifications as well as the requirements of this Section.
 - 4. Clearly indicate in a letter or memorandum on the manufacturer's or fabricator's letterhead, **all deviations** from the Contract Documents.
- B. Each and every copy of the shop drawings and data shall bear the CONTRACTOR'S stamp showing that they have been so checked. Shop drawings submitted to the ENGINEER without the CONTRACTOR'S stamp will be returned to the

CONTRACTOR for conformance with this requirement.

- C. The Owner may backcharge the CONTRACTOR for costs associated with having to review a particular shop drawing, product data or sample more than two times to receive a "No Exceptions Taken" mark.
- D. Grouping of Submittals
 - 1. Unless otherwise specifically permitted by the ENGINEER, make all submittals in groups containing all associated items.
 - 2. No review will be given to partial submittals of shop drawings for items which interconnect and/or are interdependent. It is the CONTRACTOR'S responsibility to assemble the shop drawings for all such interconnecting and/or interdependent items, check them and then make one submittal to the ENGINEER along with CONTRACTOR'S comments as to compliance, non-compliance or features requiring special attention.
- E. Schedule of Submittals: Within 30 days of Contract award and prior to any shop drawing submittal, the CONTRACTOR shall submit a schedule showing the estimated date of submittal and the desired approval date for each shop drawing anticipated. A reasonable period shall be scheduled for review and comments. Time lost due to unacceptable submittals shall be the CONTRACTOR'S responsibility and some time allowance for resubmittal shall be provided. The schedule shall provide for submittal of items which relate to one another to be submitted concurrently.

3.2 TIMING OF SUBMITTALS

- A. Make all submittals far enough in advance of scheduled dates for installation to provide all required time for reviews, for securing necessary approvals, for possible revision and resubmittal, and for placing orders and securing delivery.
- B. In scheduling, allow sufficient time for the ENGINEER'S review following the receipt of the submittal.

3.3 REVIEWED SHOP DRAWINGS

- A. ENGINEER Review
 - 1. Allow a minimum of 14 days for the ENGINEER'S initial processing of each submittal requiring review and response, except allow longer periods where processing must be delayed for coordination with subsequent submittals. The ENGINEER will advise the CONTRACTOR promptly when it is determined that a submittal being processed must be delayed for coordination. Allow a minimum of two weeks for reprocessing each submittal. Advise the ENGINEER on each submittal as to whether processing time is critical to progress of the Work, and therefore the Work would be expedited if processing time could be foreshortened.

2. Acceptable submittals will be marked "No Exceptions Taken". A minimum of three copies will be retained by the ENGINEER for ENGINEER'S and the OWNER'S use and the remaining copies will be returned to the CONTRACTOR.
 3. Submittals requiring minor corrections before the product is acceptable will be marked "Make Corrections Noted". The CONTRACTOR may order, fabricate and ship the items included in the submittals, provided the indicated corrections are made. Drawings must be resubmitted for review and marked "No Exceptions Taken" prior to installation or use of products.
 4. Submittals marked "Amend and Resubmit" must be revised to reflect required changes and the initial review procedure repeated.
 5. The "Rejected - See Remarks" notation is used to indicate products which are not acceptable. Upon return of a submittal so marked, the CONTRACTOR shall repeat the initial review procedure utilizing acceptable products.
 6. Only two copies of items marked "Amend and Resubmit" and "Rejected - See Remarks" will be reviewed and marked. One copy will be retained by the ENGINEER and the other copy with all remaining unmarked copies will be returned to the CONTRACTOR for resubmittal.
- B. No work or products shall be installed without a drawing or submittal bearing the "No Exceptions Taken" notation. The CONTRACTOR shall maintain at the job site a complete set of shop drawings bearing the ENGINEER'S stamp.
- C. Substitutions: In the event the CONTRACTOR obtains the ENGINEER'S approval for the use of products other than those which are listed first in the Contract Documents, the CONTRACTOR shall, at the CONTRACTOR'S own expense and using methods approved by the ENGINEER, make any changes to structures, piping and electrical work that may be necessary to accommodate these products.
- D. Use of the "No Exceptions Taken" notation on shop drawings or other submittals is general and shall not relieve the CONTRACTOR of the responsibility of furnishing products of the proper dimension, size, quality, quantity, materials and all performance characteristics, to efficiently perform the requirements and intent of the Contract Documents. The ENGINEER'S review shall not relieve the CONTRACTOR of responsibility for errors of any kind on the shop drawings. Review is intended only to assure conformance with the design concept of the Project and compliance with the information given in the Contract Documents. The CONTRACTOR is responsible for dimensions to be confirmed and correlated at the job site. The CONTRACTOR is also responsible for information that pertains solely to the fabrication processes or to the technique of construction and for the coordination of the work of all trades.

3.4 RESUBMISSION REQUIREMENTS

A. Shop Drawings

1. Revise initial drawings as required and resubmit as specified for initial submittal, with the resubmittal number shown.
2. Indicate on drawings all changes which have been made other than those requested by the ENGINEER.

- #### **B. Project Data and Samples: Resubmit new data and samples as specified for initial submittal, with the resubmittal number shown.**

END OF SECTION

PART 1 GENERAL

1.1 SCOPE

Limit blowing dust caused by construction operations by applying water or employing other appropriate means or methods to maintain dust control, subject to the approval of the OWNER. As a minimum, this may require the use of a water wagon twice a day to suppress dusty conditions.

1.2 PROTECTION OF ADJACENT PROPERTY

- A. The Bidders shall visit the site and note the buildings, landscaping, roads, parking areas and other facilities near the Work site that may be damaged by their operations. The CONTRACTOR shall make adequate provision to fully protect the surrounding area and will be held fully responsible for all damages resulting from CONTRACTOR'S operations.
- B. Protect all existing facilities (indoors or out) from damage by dust, fumes, spray or spills (indoors or out). Protect motors, bearings, electrical gear, instrumentation and building or other surfaces from dirt, dust, welding fumes, paint spray, spills or droppings causing wear, corrosion, malfunction, failure or defacement by enclosure, sprinkling or other dust palliatives, masking and covering, exhausting or containment.

END OF SECTION

PART 1 GENERAL

1.1 SCOPE

- A. The work under this Section includes, but is not necessarily limited to, the compiling, maintaining, recording and submitting of project record documents as herein specified.
- B. Record documents include, but are not limited to:
 - 1. Drawings;
 - 2. Specifications;
 - 3. Change orders and other modifications to the Contract;
 - 4. ENGINEER field orders or written instructions, including Requests for Information (RFI) and Clarification Memorandums;
 - 5. Reviewed shop drawings, product data and samples;
 - 6. Test records.
- C. The CONTRACTOR shall maintain on the Project site throughout the Contract Time an up to date set of Record Drawings.

1.2 MAINTENANCE OF DOCUMENTS AND SAMPLES

- A. Storage
 - 1. Store documents and samples in the CONTRACTOR'S field office, apart from documents used for construction.
 - 2. Provide files and racks for storage of documents.
 - 3. Provide locked cabinet or secure storage space for storage of samples.
- B. File documents and samples in accordance with format of these Specifications.
- C. Maintenance
 - 1. Maintain documents in a clean, dry, legible condition and in good order.
 - 2. Do not use record documents for construction purposes.
 - 3. Maintain at the site for the OWNER one copy of all record documents.

- D. Make documents and samples available at all times for inspection by Engineer.
- E. Failure to maintain the Record Documents in a satisfactory manner may be cause for withholding of a certificate for payment.

1.3 QUALITY ASSURANCE

- A. Unless noted otherwise, Record Drawings shall provide dimensions, distances and coordinates to the nearest 0.1 foot.
- B. Unless noted otherwise, Record Drawings shall provide elevations to the nearest 0.01 foot for all pertinent items constructed by the CONTRACTOR.

1.4 RECORDING

- A. Label each document "PROJECT RECORD" in neat, large printed letters.
- B. Recording
 - 1. Record information concurrently with construction progress.
 - 2. Do not conceal any work until required information is recorded.

1.5 RECORD DRAWINGS

- A. Record Drawings shall be reproducible, shall have a title block indicating that the drawings are Record Drawings, the name of the company preparing the Record Drawings, and the date the Record Drawings were prepared. The CONTRACTOR will be provided paper sepias of the Drawings, or it may elect to provide reproducible drawings via another method. Reproducible shall be defined as being translucent so as to allow a blueline print to be produced.
- B. Legibly mark drawings to record actual construction, including:
 - 1. All Construction
 - a. Changes of dimension and detail.
 - b. Changes made by Requests for Information (RFI), field order, clarification memorandums or by change order.
 - c. Details not on original Drawings.
 - 2. Site Improvements, Including Underground Utilities

- a. Horizontal and vertical locations of all exposed and underground utilities and appurtenances, both new facilities constructed and those utilities encountered, referenced to permanent surface improvements.
 - b. Location of and dimensions of roadways and parking areas, providing dimensions to back of curb when present.
 - c. The locations shall be referenced to at least two easily identifiable, permanent landmarks (e.g., power poles, valve markers, etc.) or benchmarks.
 - d. The Record Drawings shall include the horizontal angle and distance between manhole covers.
3. Structures
- a. Depths of various elements of foundation in relation to finish first floor datum or top of wall.
 - b. Location of internal and buried utilities and appurtenances concealed in the construction, referenced to visible and accessible features of the structure.

1.6 SPECIFICATIONS

- A. Legibly mark each section to record:
1. Manufacturer, trade name, catalog number, and supplier of each product and item of equipment actually installed.
 2. Changes made by Requests for Information (RFI), field order, clarification memorandums, or by change order.

1.7 SUBMITTAL

- A. At contract closeout, deliver Record Documents to the ENGINEER for the OWNER.
- B. Accompany submittal with transmittal letter, in duplicate, containing:
1. Date
 2. Project title and number
 3. CONTRACTOR'S name and address
 4. Title and number of each record document

5. Signature of CONTRACTOR or CONTRACTOR'S authorized representative

END OF SECTION

SECTION 02010
Subsurface Conditions

PART 1 GENERAL

1.1 DESCRIPTION

- A. Investigation: The CONTRACTOR shall visit the site and become acquainted with site conditions. Prior to bidding, prospective CONTRACTORS may make their own site and subsurface investigations to satisfy themselves with site and subsurface conditions. The CONTRACTOR shall be responsible for obtaining rights of ingress and egress to private property for site and subsurface investigation and shall assume all responsibility for any damage to property caused as a result of the CONTRACTOR's investigation.
- B. No geotechnical investigation has been performed on this site. The CONTRACTOR is responsible for making their own determination of subsurface conditions.

END OF SECTION

PART 1 GENERAL

1.1 SCOPE

- A. Furnish and install crushed stone for miscellaneous uses as shown on the Drawings, as called for in the Specifications.
- B. Sizes, types, and quality of crushed stone are specified in this Section, but its use for replacement of unsuitable material, pavement base, and similar uses is specified in detail elsewhere in the Specifications. The ENGINEER may order the use of crushed stone for purposes other than those specified in other sections, if, in his opinion, such use is advisable. Payment for same will be subject to negotiation.

PART 2 PRODUCTS

2.1 MATERIALS

- A. When referred to in these Specifications, crushed stone shall be Number 57 graded in accordance with the Kentucky Transportation Cabinet, Department of Highways, Standard Specifications for Road and Bridge Construction, Latest Edition, unless otherwise noted.
- B. When referred to in these Specifications, dense graded aggregate (DGA) shall be crushed stone classified by the Kentucky Transportation Cabinet, Department of Highways, Standard Specifications for Road and Bridge Construction, Latest Edition, and conforming to the following requirements:

<u>Sieve Size</u>	<u>Percent Passing</u>
1 inch	100
3/4 inch	70-100
3/8 inch	50-80
#4	35-65
#10	25-50
#40	15-30
#200	5-12

PART 3 EXECUTION

3.1 INSTALLATION

- A. Crushed stone shall be placed in uniform layers not greater than 6 inches deep and shaped by power equipment to required lines, grades, cross sections, and depths. No minimum compacted density, method of compaction, or compaction equipment is required since a nominal amount of compaction effort with vibration can establish the desired intergranular locking of the aggregate under controlled placement depth. Acceptable compaction can be achieved with pneumatic-tired and tracked equipment and rollers.
- B. All compaction operation shall be performed to the satisfaction of the ENGINEER.
- C. Crushed stone shall be placed in those areas as shown on the Drawings, as may be directed by the ENGINEER and as required by the Contract Documents.

END OF SECTION

PART 1 GENERAL

1.1 GENERAL

A. RELATED DOCUMENTS

1. Drawings and general provisions of Contract, including General and Supplementary Conditions and Division-1 Specification sections, apply to work of this section.

B. DESCRIPTION OF WORK

1. Extent of bituminous concrete paving work is shown on drawings and described in the Contract Documents
2. Prepared aggregate subbase is specified in earthwork sections.

C. SUBMITTALS

1. Material Certificates: Provide copies of materials certificates signed by material producer and CONTRACTOR, certifying that each material item complies with, or exceed, specified requirements.

D. QUALITY ASSURANCE

1. Codes and Standards: Comply with Kentucky Department of Transportation Standard Specifications for Road and Bridge Construction, latest edition, and with local governing regulations if more stringent than herein specified.

E. SITE CONDITIONS

1. Weather Limitations: Apply prime and tack coats when ambient temperature is above 50 deg. F (10 deg. C), and when temperature has not been below 35 deg. F (1 deg. C) for 12 hours immediately prior to application. Do not apply when base is wet or contains an excess of moisture.
2. Construct asphalt concrete surface course when atmospheric temperature is above 40 deg. F (4 deg. C), and when base is dry. Base course may be placed when air temperature is above 30 deg. F (-1 deg. C) and rising.
3. Grade Control: Establish and maintain required lines and elevations.

1.2 PRODUCTS**A. MATERIALS**

1. General: Use locally available material and gradations which exhibit a satisfactory record of previous installations.
2. Base Course Aggregate: Sound, angular crushed stone, crushed gravel, or crushed slag, sand, stone or slag screenings.
3. Surface Course Aggregate: Crushed stone, crushed gravel, crushed slag, and sharp-edged natural sand.
4. Mineral Filler: Rock or slag dust, hydraulic cement, or other inert material complying with AASHTO M 17 (ASTM D 242).
5. Asphalt Cement: AASHTO M 226 (ASTM D 3381) for viscosity-graded material.
6. Prime Coat: Cut-back asphalt type; AASHTO M 82 (ASTM D 2027) MC-30, MC-70 or MC-250.
7. Tack Coat: Emulsified asphalt; AASHTO M 140 (ASTM D 977) or M 208 (D 2397); SS-1, SS-1h, CSS-1 or CSS-1h, diluted with one part water to one part emulsified asphalt.
8. Lane Marking Paint: Chlorinated rubber-alkyd type, AASHTO M 248 (FS TT-P-115), Type III.

B. ASPHALT-AGGREGATE MIXTURE

1. Provide plant-mixed, hot-laid asphalt-aggregate mixture complying with Kentucky State Specification Section 400.

1.3 EXECUTION**A. SURFACE PREPARATION**

1. Remove loose material from compacted subbase surface immediately before applying prime coat.
2. Proof roll prepared subbase surface to check for unstable areas and areas requiring additional compaction.

3. Notify CONTRACTOR of unsatisfactory conditions. Do not begin paving work until deficient subbase areas have been corrected and are ready to receive paving.
4. Prime Coat: Apply at rate of 0.20 to 0.50 gal. per sq. yd., over compacted subgrade. Apply material to penetrate and seal, but not flood, surface. Cure and dry as long as necessary to attain penetration and evaporation of volatile.
5. Tack Coat: Apply to contact surfaces of previously constructed asphalt or portland cement concrete and surfaces abutting or projecting into asphalt concrete pavement. Distribute at rate of 0.05 to 0.15 gal. per sq. yd. of surface.
6. Allow to dry until at proper condition to receive paving.
7. Exercise care in applying bituminous materials to avoid smearing of adjoining concrete surfaces. Remove and clean damaged surfaces.

B. PLACING MIX

1. General: Place asphalt concrete mixture on prepared surface, spread and strike-off. Spread mixture a minimum temperature of 225 deg. F (107 deg. C). Place inaccessible and small areas by hand. Place each course to required grade, cross-section, and compacted thickness.
2. Paver Placing: Place in strips not less than 10' wide, unless otherwise acceptable to Architect. After first strip has been placed and rolled, place succeeding strips and extend rolling to overlap previous strips. Complete base course for a section before place in surface course.
3. Joints: Make joints between old and new pavements, or between successive days' work, to ensure continuous bond between adjoining work. Construct joints to have same texture, density and smoothness as other sections of asphalt concrete course. Clean contact surfaces and apply tack coat.

C. ROLLING

1. General: Begin rolling when mixture will bear roller weight without excessive displacement.

Bituminous Concrete Paving

2. Compact mixture with hot hand tampers or vibrating plate compactors in areas inaccessible to rollers.
3. Breakdown Rolling: Accomplish breakdown or initial rolling immediately following rolling of joints and outside edge. Check surface after breakdown rolling, and repair displaced areas by loosening and filling, if required, with hot material.
4. Second Rolling: Follow breakdown rolling as soon as possible, while mixture is hot. Continue second rolling until mixture has been thoroughly compacted.
5. Finish Rolling: Perform finish rolling while mixture is still warm enough for removal of roller marks. Continue rolling until roller marks are eliminated and course has attained maximum density.
6. Patching: Remove and replace paving areas mixed with foreign materials and defective areas. Cut-out such areas and fill with fresh, hot asphalt concrete. Compact by rolling to maximum surface density and smoothness.
7. Protection: After final rolling, do not permit vehicular traffic on pavement until it has cooled and hardened.
8. Erect barricades to prevent paving from traffic until mixture has cooled enough not to become marked.

E. FIELD QUALITY CONTROL

1. General: Test in-place asphalt concrete courses for compliance with requirements for thickness and surface smoothness. Repair or remove and replace unacceptable paving as directed by Architect.
2. Thickness: In-place compacted thickness will not be acceptable if exceeding following allowable variation from required thickness:
 - a. Base Course: 1/2", plus or minus.
 - b. Surface Course: 1/4", plus or minus.
3. Surface Smoothness: Test finished surface of each asphalt concrete course for smoothness, using 10' straightedge applied parallel with, and at right angles to centerline of paved area. Surfaces will not be acceptable if exceeding the following tolerances for smoothness.

Bituminous Concrete Paving

- a. Base Course Surface: 1/4".
 - b. Wearing Course Surface: 3/16".
 - c. Crowned Surfaces: Test with crowned template centered and at right angle to crown. Maximum allowable variance from template, 1/4".
4. Check surface areas at intervals as directed by Architect.

END OF SECTION

PART 1 GENERAL

1.01 SCOPE

- A. This Section describes products to be incorporated into the water mains and requirements for the installation and use of these items. Furnish all products and perform all labor necessary to fulfill the requirements of these Specifications.
- B. General: Supply all products and perform all work in accordance with applicable American Society for Testing and Material (ASTM), American Water Works Association (AWWA), American National Standards Institute (ANSI), or other recognized standards. Latest revisions of all standards are applicable.

1.02 QUALIFICATIONS

If requested by the ENGINEER, submit evidence that manufacturers have consistently produced products of satisfactory quality and performance for a period of at least two years.

1.03 SUBMITTALS

Complete shop drawings and engineering data for all products shall be submitted to the ENGINEER in accordance with the requirements of Section 01340 of these Specifications.

1.04 TRANSPORTATION AND HANDLING

- A. Unloading: Furnish equipment and facilities for unloading, handling, distributing and storing pipe, fittings, valves and accessories. Make equipment available at all times for use in unloading. Do not drop or dump materials. Any materials dropped or dumped will be subject to rejection without additional justification. Pipe handled on skids shall not be rolled or skidded against the pipe on the ground.
- B. Handling: Handle pipe, fittings, valves and accessories carefully to prevent shock or damage. Handle pipe by rolling on skids, forklift, or front end loader. Do not use material damaged in handling. Slings, hooks or pipe tongs shall be padded and used in such a manner as to prevent damage to the exterior coatings or internal lining of the pipe.

1.05 OWNER FURNISHED MATERIALS (Not Used)

1.06 STORAGE AND PROTECTION

- A. Store all pipe which cannot be distributed along the route. CONTRACTOR shall make arrangements for the use of suitable storage areas.

- B. Stored materials shall be kept safe from damage. The interior of all pipe, fittings and other appurtenances shall be kept free from dirt or foreign matter at all times. Valves and hydrants shall be drained and stored in a manner that will protect them from damage by freezing.
- C. Pipe shall not be stacked higher than the limits recommended by the manufacturer. The bottom tier shall be kept off the ground on timbers, rails or concrete. Pipe in tiers shall be alternated: bell, plain end; bell, plain end. At least two rows of timbers shall be placed between tiers and chocks, affixed to each other in order to prevent movement. The timbers shall be large enough to prevent contact between the pipe in adjacent tiers.
- D. Stored mechanical and push-on joint gaskets shall be placed in a cool location out of direct sunlight. Gaskets shall not come in contact with petroleum products. Gaskets shall be used on a first-in, first-out basis.
- E. Mechanical-joint bolts shall be handled and stored in such a manner that will ensure proper use with respect to types and sizes.

1.07 QUALITY ASSURANCE

The manufacturer shall provide written certification to the ENGINEER that all products furnished comply with all applicable requirements of these Specifications.

PART 2 PRODUCTS

2.01 PIPING MATERIALS AND ACCESSORIES

- A. Ductile Iron Pipe (DIP)
 - 1. Ductile iron pipe shall be manufactured in accordance with AWWA C151 (latest edition). All pipe, except specials, shall be furnished in nominal lengths of 18 to 20 feet. Sizes will be as shown on the Drawings. All pipe shall have a minimum pressure rating as indicated in the following table, and corresponding minimum wall thickness, unless otherwise specified or shown on the Drawings:

Pipe Sizes (inches)	Pressure Class (psi)
4 - 12	350
14 - 18	250
20	250
24	200
30 - 54	250
60 - 64	200

2. Flanged pipe minimum wall thickness shall be equal to Special Class 53. Flanges shall be furnished by the pipe manufacturer.
3. Pipe and fittings shall be cement lined in accordance with AWWA C104 (latest edition). Pipe and fittings shall be furnished with a bituminous outside coating.
4. Fittings shall be ductile iron and shall conform to AWWA C110 or AWWA C153 (latest edition) with a minimum rated working pressure of 250 psi or as indicated on plans.
5. Joints
 - a. Unless shown or specified otherwise, joints shall be push-on or restrained joint type for pipe and standard mechanical, push-on or restrained joints for fittings. Push-on and mechanical joints shall conform to AWWA C111 (latest edition). Restrained joints for pipe and fittings shall be American "FLEX-RING" or "LOK-RING", Clow "SUPER-LOCK", or U.S. Pipe "TR FLEX". No field welding of restrained joint pipe will be permitted. No mega lug type restraints are allowed on 24" and 30" water line.
 - b. Restrained joint pipe (RJP) on supports shall have bolted joints and shall be specifically designed for clear spans of at least 36 feet.
 - c. Flanged joints shall meet the requirements of ANSI B16.1, Class 125.
6. Provide the appropriate gaskets for mechanical and flange joints. Gaskets for flange joints shall be made of 1/8-inch thick, cloth reinforced rubber; gaskets may be ring type or full face type.
7. Provide the necessary bolts for mechanical, restrained and flange connections. Bolts for flange connections shall be steel with American

Regular unfinished square or hexagon heads. Nuts shall be steel with American Standard Regular hexagonal dimensions, all as specified in ANSI B17.2. All bolts and all nuts shall be threaded in accordance with ANSI B1.1, Coarse Thread Series, Class 2A and 2B fit. Mechanical joint glands shall be ductile iron.

8. Acceptance will be on the basis of the ENGINEER'S inspection and the manufacturer's written certification that the pipe was manufactured and tested in accordance with the applicable standards.

B. Polyvinyl Chloride Pipe (PVC)

1. All PVC pipe shall have belled ends for push-on type jointing and shall conform to ASTM D 2241. The pipe shall have a Standard Dimension Ratio as indicated on the plans. Pipe shall be supplied in minimum lengths of 20 feet.
2. All fittings shall be of cast or ductile iron meeting the requirements of AWWA C110 or AWWA C153 (latest edition) with a minimum rated working pressure of 250 psi. Fittings shall be cement lined in accordance with AWWA C104. Fittings shall be furnished with a bituminous outside coating. Special adapters shall be provided as recommended by the manufacturer to adapt the PVC pipe to mechanical jointing with cast or ductile iron pipe, fittings, or valves.
3. Detection tape shall be provided over all PVC water mains.
4. Acceptance will be on the basis of the ENGINEER'S or OWNER'S inspection and the manufacturer's written certification that the pipe was manufactured and tested in accordance with the applicable standards, including the National Sanitation Foundation. Additionally, each piece of pipe shall be stamped "NSF Approved".

C. Polyvinyl Chloride Pipe (PVC) - (C-900)

1. All PVC pipe shall have belled ends for push-on type jointing and shall conform to AWWA C900, ductile iron pipe equivalent outside diameters. The pipe shall have a Dimension Ratio (DR) of **14** and shall be capable of withstanding a working pressure of **200** psi. Pipe shall be supplied in minimum lengths of 20 feet.
2. All fittings shall be of cast or ductile iron meeting the requirements of AWWA C110 or AWWA C153 with a minimum rated working pressure of **250** psi. Fittings shall be cement lined in accordance with AWWA C104.

Fittings shall be furnished with a bituminous outside coating. Special adapters shall be provided, as recommended by the manufacturer, to adapt the PVC pipe to mechanical jointing with cast or ductile iron pipe, fittings or valves.

3. Detection tape shall be provided over all PVC water mains.
4. Acceptance will be on the basis of the ENGINEER'S inspection and the manufacturer's written certification that the pipe was manufactured and tested in accordance with the applicable standards, including the National Sanitation Foundation. Additionally, each piece of pipe shall be stamped "NSF Approved".

D. Polyethylene Pipe and Fittings

1. The CONTRACTOR shall furnish and install high density polyethylene pipe meeting these Specifications at the locations indicated on the Plans and in other sections of these Specifications.
 - a. High Density polyethylene pipe shall be manufactured and tested in conformance to the requirements of the latest revision of the American Society for Testing and Materials designation ASTM D-3350 "Polyethylene Plastic Pipe and Fittings Materials".
 - b. High density Polyethylene pipe shall have a grade designation of PE 3406 and a cell classification designation of P 355434C.
 - c. High density polyethylene pipe shall be joined by means of butt fusion.
 - d. Fittings for high density polyethylene pipe shall be manufactured of the same materials as the pipe. Unless otherwise indicated, all fittings shall be joined to the pipe by butt fusion techniques.

E. Ball and Socket River Crossing Pipe

1. Joints for ductile iron river crossing pipe shall be flexible, ball and socket type, boltless joints with rubber gaskets conforming to the ANSI specification for "Rubber-Gasket Joints for Ductile Iron Pressure Pipe and Fittings", A 21.11 (AWWA C11), Latest Revision.

2.02 VALVES

A. Gate Valves (GV)

1. 3-Inches in Diameter and Smaller: Gate valves shall be bronze, heavy duty, rising stem, wedge type with screwed or union bonnet. Valve ends shall be threaded or solder type as appropriate. Valves shall have a minimum 200 psi working pressure for water (125 psi working pressure for steam). Valves shall be made in the U.S.A. Gate valves shall be equal to Crane No. 428 (threaded) or Crane No. 1334 (solder end).
2. 4-Inches Through 12-Inches in Diameter: Gate valves 4-inches through 12-inches shall be resilient wedge type conforming to the requirements of AWWA C509 rated for 200 psi working pressure.
 - a. Valves shall be provided with two O-ring stem seals with one O-ring located above and one O-ring below the stem collar. The area between the O-rings shall be filled with lubricant to provide lubrication to the thrust collar bearing surfaces each time the valve is operated. At least one anti-friction washer shall be utilized to further minimize operating torque. All seals between valve parts, such as body and bonnet, bonnet and bonnet cover, shall be flat gaskets or O-rings.
 - b. The valve gate shall be made of cast iron having a vulcanized, synthetic rubber coating, or a seat ring attached to the disc with retaining screws. Sliding of the rubber on the seating surfaces to compress the rubber will not be allowed. The design shall be such that compression-set of the rubber shall not affect the ability of the valve to seal when pressure is applied to either side of the gate. The sealing mechanism shall provide zero leakage at the water working pressure when installed with the line flow in either direction.
 - c. All internal ferrous surfaces shall be coated with epoxy to a minimum thickness of 4 mils. The epoxy shall be non-toxic, impart no taste to the water and shall conform to AWWA C550, latest revision.
 - d. Gate valves 4 through 12-inches shall be manufactured by American-Darling, Mueller or M & H Valve.

B. Butterfly Valves (BV)

1. Butterfly valves shall be resilient seated, short body design, and shall be designed, manufactured, and tested in accordance with all requirements of AWWA C504, and as modified below. Valves shall be designed for a rated working pressure of 250 psi. Class B, AWWA C504 Section 5.2 testing requirements are modified as follows:
 - a. the leakage test shall be performed at a pressure of 250 psi;
 - b. the hydrostatic test shall be performed at a pressure of 500 psi; and

-
- c. proof of design tests shall be performed and certification of such proof of design test shall be provided to the Engineer.
 2. Valve bodies shall be ductile iron conforming to ASTM A 536, Grade 65-45-12 or ASTM A 126, Grade B cast iron. Shafts and shaft hardware shall be ASTM A 564, Type 630 stainless steel, machined and polished. Valve discs shall be ductile iron, ASTM A 536, Grade 65-45-12. The resilient valve seat shall be located either on the valve disc or in the valve body and shall be fully field adjustable and field replaceable.
 3. Valves shall be installed with the valve shafts horizontal. Valves and actuators shall have seals on all shafts and gaskets on valve actuator covers to prevent the entry of water. Actuator mounting brackets shall be totally enclosed and shall have gasket seals.
 4. Actuators
 - a. Valves shall be equipped with traveling nut, self-locking type actuators designed, manufactured and tested in accordance with AWWA C504. Actuators shall be capable of holding the disc in any position between full open and full closed without any movement or fluttering of the disc.
 - b. Actuators shall be furnished with fully adjustable mechanical stop-limiting devices. Actuators that utilize the sides of the actuator housing to limit disc travel are unacceptable.
 - c. Valve actuators shall be capable of withstanding a minimum of 450 foot pounds of input torque in either the open or closed position without damage.
 5. Operators: Valves for buried service shall have a nut type operator and shall be equipped with a valve box and stem extension, as required.
 6. Valve ends shall be mechanical joint type, except where flanged or restrained joint ends are shown. Flange joints shall meet the requirements of ANSI B16.1, Class 125. MJ Joint ends shall be restrained were called for using American MJ coupled joint or approved equal.
 7. Butterfly valves shall be manufactured by Mueller, M & H Valve, DeZurik, or Pratt.

C. Check Valves

1. Check valves shall be iron body, bronze mounted. They shall be outside weight and lever type (unless specified otherwise by the ENGINEER or indicated as such on the Plans) with bronze seat, hinge and guide busting. Unless otherwise indicated, check valves for interior use shall be flanged and those for exterior use shall be mechanical joint.

D. Blowoff Assemblies

1. Blowoff assemblies shall be installed in accordance with the details and Specifications at the locations shown on the Plans or as directed by the ENGINEER for the purpose of removing any obstacles or impurities from the main. The piping shall be the size indicated on the Plans PVC with a standard gate valve sized as indicated and 2 piece cast iron valve box and lid marked "Water". The lid shall be secured with a pentagon lock nut.

2.03 FIRE HYDRANTS (FH)

- A. All fire hydrants shall conform to the requirements of AWWA C502 for 250 psi working pressure. Hydrants shall be the compression type, closing with line pressure. The valve opening shall not be less than [5-1/4-inches].
- B. In the event of a traffic accident, the hydrant barrel shall break away from the standpipe at a point above grade and in a manner which will prevent damage to the barrel and stem, preclude opening of the valve, and permit rapid and inexpensive restoration without digging or cutting off the water.
- C. The means for attaching the barrel to the standpipe shall permit facing the hydrant a minimum of eight different directions.
- D. Hydrants shall be fully bronze mounted with all working parts of bronze. Valve seat ring shall be bronze and shall screw into a bronze retainer.
- E. All working parts, including the seat ring shall be removable through the top without disturbing the barrel of the hydrant.
- F. The operating nut shall match those on the existing hydrants. The operating threads shall be totally enclosed in an operating chamber, separated from the hydrant barrel by a rubber O-ring stem seal and lubricated by a grease or an oil reservoir.

- G. Hydrant shall be a non-freezing design and be provided with a simple, positive, and automatic drain which shall be fully closed whenever the main valve is opened.
- H. Hose and pumper connections shall be breech-locked, pinned, or threaded and pinned to seal them into the hydrant barrel. Each hydrant shall have two 2-1/2-inch hose connections and one 4-1/2-inch pumper connection, all with National Standard threads and each equipped with cap and non-kinking chain.
- I. Hydrants shall be furnished with a mechanical joint connection to the spigot of the 6-inch hydrant lead.
- J. Minimum depth of bury shall be 4.5 feet. Provide extension section where necessary for proper vertical installation and in accordance with manufacturer's recommendations.
- K. All outside surfaces of the barrel above grade shall be painted with enamel equal to Koppers Glamortex 501 in a color to be selected by the Owner.
- L. Hydrants shall be traffic model and shall be Mueller Super Centurion or approved equal.

2.04 VALVE BOXES (VB) AND EXTENSION STEMS

- A. All valves shall be equipped with valve boxes. The valve boxes shall be cast iron two-piece screw type with drop covers. Valve boxes shall have a 5.25-inch inside diameter. Valve box covers shall weigh a minimum of 13 pounds. The valve boxes shall be adjustable to 6-inches up or down from the nominal required cover over the pipe. Valve boxes shall be of sufficient length that bottom flange of the lower belled portion of the box is below the valve operating nut. Ductile or cast iron extensions shall be provided as necessary. Covers shall have "WATER VALVE" or "WATER" cast into them. Valve boxes shall be manufactured in the United States.
- B. All valves shall be furnished with extension stems, as necessary, to bring the operating nut to within 30-inches of the top of the valve box. Connection to the valve shall be with a wrench nut coupling and a set screw to secure the coupling to the valve's operating nut. The coupling and square wrench nut shall be welded to the extension stem. Extension stems shall be equal to Mueller A-26441 or M & H Valve Style 3801.
- C. All Valve Boxes shall be installed with Concrete Collars as Indicated on the Detail Sheet.

2.05 VALVE MARKERS (VM)

The CONTRACTOR shall provide a concrete valve marker as detailed on the Drawings for each valve installed. Valve markers shall be stamped "Water".

2.06 TAPPING SLEEVES AND VALVES (TS&V)

Tapping sleeves shall be cast or ductile iron of the split-sleeve, mechanical joint type. The CONTRACTOR shall be responsible for determining the outside diameter of the pipe to be connected to prior to ordering the sleeve. Valves shall be gate valves furnished in accordance with the specifications shown above, with flanged connection to the tapping sleeve and mechanical joint connection to the branch pipe. The tapping sleeve and valve shall be supplied by the valve manufacturer. Tapping sleeves shall be equal to American-Darling, Mueller or M & H Valve.

2.07 TAPPING SADDLES

Tapping saddles shall be brass body type with O-ring gasket. Tapping saddles shall be equal to Mueller Series H-134 Service Clamp.

2.08 CORPORATION COCKS AND CURB STOPS

Corporation cocks and curb stops shall be ground key type, shall be made of bronze conforming to ASTM B 61 or B 62, and shall be suitable for the working pressure of the system. Ends shall be suitable for flared tube compression type joint. Threaded ends for inlet and outlet of corporation cocks shall conform to AWWA C800; coupling nut for connection to flared copper tubing shall conform to ANSI B16.26. Corporation cocks and curb stops shall be manufactured by Mueller or Ford or approved equal.

2.09 AIR VALVES

A. Air Release Valves: Air release valves shall be one of the following types:

1. The air release valve shall automatically release air accumulations from the pipeline due to the action of the float. When the air valve body fills with air, the float falls freely from the orifice to allow the air to escape to the atmosphere. When all the air has been exhausted from the valve body, the float will be buoyed up to seat against the orifice and prevent water from being exhausted from the valve. The valve body and cover shall be constructed of cast iron (ASTM A 126-B). A synthetic orifice button shall be affixed to the valve cover to provide a non-corrosive seat for the float. The float shall be constructed of stainless steel. A resilient, Buna-N seat shall be

attached to the float for drop-tight closure. The float shall be free floating within the valve body. Valve orifice size shall be as shown on the Drawings.

2. The air release valve shall automatically release air accumulations from the pipeline due to the action of the float and lever mechanism. When the air valve body fills with air, the float falls. Through the leverage mechanism, this causes the resilient seat to open the orifice and allow the air to escape to the atmosphere. When all the air has been exhausted from the valve body, the float will be buoyed up. Through the leverage mechanism, this will cause the resilient seat to close the orifice, preventing water from being exhausted from the valve. The valve body and cover shall be constructed of cast iron (ASTM A 126-B). The float shall be constructed of stainless steel and attached to a stainless steel lever mechanism. A resilient, Buna-N seat shall be attached to the lever mechanism for drop-tight closure. Valve orifice size shall be as shown on the Drawings.
- B. Air/Vacuum Valve: The air/vacuum valve shall discharge large amounts of air as the pipeline fills and allow air to enter the pipeline as it drains or in the event of vacuum conditions. The valve shall operate by means of a non-collapsible stainless steel float which seals an orifice. As air enters the valve the float shall drop from the orifice and allow the air to escape. As water rises in the valve, the float will again seal the orifice. The valve will be of such design that the float cannot blow shut at any air velocity. All working parts shall be of stainless steel. The inside of the valve body shall be epoxy coated. Valve inlet size shall be as shown on the Drawings.
- C. Combination Air Valves: Combination air valves shall combine the features of an air release valve and an air/vacuum valve and shall be of one of the following types:
1. Valve shall consist of an air/vacuum valve described in paragraph B. above, with an air release valve described in A. above tapped into its body. The valve shall be of two-piece body design with an isolation gate valve separating the two valves.
 2. Valve shall be single body, double orifice, allowing large volumes of air to escape out the larger diameter air and vacuum orifice when filling a pipeline and closes watertight when the liquid enters the valve. During large orifice closure, the smaller diameter air release orifice will open to allow small pockets of air to escape automatically and independently of the large orifice. The large air/vacuum orifice shall also allow large volumes of air to enter through the orifice during pipeline drainage to break the vacuum. The Buna-N seats must be fastened to the valve, without distortion, for drop-tight shut-

off. The float shall be stainless steel. Valve sizes shall be as shown on the Drawings.

- D. Surge Check Valve: Where shown on the Drawings or specified, provide a surge check valve on the inlet of the air/vacuum valve. The surge check valve shall be normally open, spring loaded valve consisting of a body, seat and plug bolted to the inlet of the air/vacuum valve. The surge check shall operate on the interphase between the kinetic energy and relative velocity flows of air and water, allowing air to pass through but water shall close the surge check, reducing the rate of water flow by means of throttling orifices in the plug to prevent shock closure of the air/vacuum valve. The surge check orifices must be an adjustable type to suit operating conditions in the field.
- E. All air valves and accessories shall be supplied by a single manufacturer and shall be G.A. Industries, APCO, Crispin or Val-Matic.

2.10 METER SETTERS

The meter setter shall be a tandem coppersetter as shown on the standard detail drawings with 3/4" double purpose ends and be 15" high with padlock wing. It shall be all purpose, designed for 5/8" x 3/4" meter and be of sufficient height to raise meters above the bottom of the meter box. The meter setter shall be Ford, or equal. Meter setters shall have an inverted key inlet valve.

Setters shall be installed so that the meters are centered in the meter box.

The water service line shall be extended a minimum of 18" beyond the meter box on the customer end. The end of the extension shall be capped or plugged to prevent entry of foreign material until the connection is made.

2.11 WATER METERS

Water meter shall be cold water displacement type meeting all requirement of AWWA C700-77. The meter sizes shall be 5/8-inch x 3/4-inch meters for 3/4" service rated at a flow of 20 gpm and 1" meters for 1" service rated at a flow of 50 gpm. Meters shall be of frost-proof design and be rotating disk type. The meters shall be equipped with a straight-reading register recording in U.S. Gallons hermetically sealed to prevent fogging and with a removable corrosion resistant strainer screen between the outer case and measuring chamber. Register shall be equipped with a device to afford capability for accurately testing each meter according to AWWA Standards. The body case shall have the manufacturer's serial number imprinted thereon and have raised markings to indicate the direction of flow.

2.12 HYDRANT TEES (Not Used)**2.13 ANCHOR COUPLINGS (Not Used)****2.14 VALVE KEYS**

The CONTRACTOR shall provide to the OWNER one valve key for every five valves provided, but no more than three and not less than one valve key. Valve keys shall be 72-inches long with a tee handle and a 2-inch square wrench nut. Valve keys shall be furnished by the valve manufacturer. Valve keys shall be equal to Mueller A-24610 or ACIPCO No. 1303.

2.15 CONCRETE

Concrete shall have a compressive strength of not less than 3000 psi, with not less than 5.5 bags of cement per cubic yard and a slump between 3 and 5-inches. For job mixed concrete, submit the concrete mix design for approval by the Engineer. Ready-mixed concrete shall be mixed and transported in accordance with ASTM C 94. Reinforcing steel shall conform to the requirements of ASTM A 615, Grade 60.

PART 3 EXECUTION**3.01 EXISTING UTILITIES AND OBSTRUCTIONS**

- A. The Drawings indicate utilities or obstructions that are known to exist according to the best information available to the OWNER. The CONTRACTOR shall call the agencies or departments that own and/or operate utilities in the vicinity of the construction work site at least 72 hours (three business days) prior to construction to verify the location of the existing utilities.
- B. Existing Utility Location: The following steps shall be exercised to avoid interruption of existing utility service.
 - 1. Provide the required notice to the utility owners and allow them to locate their facilities. Field utility locations are valid for only 10 days after original notice. The CONTRACTOR shall ensure, at the time of any excavation, that a valid utility location exists at the point of excavation.
 - 2. Expose the facility, for a distance of at least 200 feet in advance of pipeline construction, to verify its true location and grade. Repair, or have repaired, any damage to utilities resulting from locating or exposing their true location.

3. Avoid utility damage and interruption by protection with means or methods recommended by the utility owner.
4. Maintain a log identifying when phone calls were made, who was called, area for which utility relocation was requested and work order number issued, if any. The CONTRACTOR shall provide the ENGINEER an updated copy of the log bi-weekly, or more frequently if required.

C. Conflict with Existing Utilities

1. **Horizontal Conflict:** Horizontal conflict shall be defined as when the actual horizontal separation between a utility, main, or service and the proposed water main does not permit safe installation of the water main by the use of sheeting, shoring, tying-back, supporting, or temporarily suspending service of the parallel or crossing facility. The CONTRACTOR may change the proposed alignment of the water main to avoid horizontal conflicts if the new alignment remains within the available right-of-way or easement, complies with regulatory agency requirements and after a written request to and subsequent approval by the ENGINEER or OWNER. Where such relocation of the water main is denied by the ENGINEER or OWNER, the CONTRACTOR shall arrange to have the utility, main, or service relocated.
2. **Vertical Conflict:** Vertical conflict shall be defined as when the actual vertical separation between a utility, main, or service and the proposed water main does not permit the crossing without immediate or potential future damage to the utility, main, service, or the water main. The CONTRACTOR may change the proposed grade of the water main to avoid vertical conflicts if the changed grade maintains adequate cover and complies with regulatory agencies requirements after written request to and subsequent approval by the ENGINEER or OWNER. Where such relocation of the water main is denied by the ENGINEER or OWNER, the CONTRACTOR shall arrange to have the utility, main, or service relocated.

- D. **Electronic Locator:** Have available at all times an electronic pipe locator and a magnetic locator, in good working order, to aid in locating existing pipe lines or other obstructions.

E. Water and Sewer Separation

1. Water mains should maintain a minimum 10 foot edge-to-edge separation from sewer lines, whether gravity or pressure. If the main cannot be installed in the prescribed easement or right-of-way and provide the 10 foot separation, the separation may be reduced, provided the bottom of the water main is a minimum of 18-inches above the top of the sewer. Should neither

of these two separation criteria be possible, the water main shall be installed below the sewer with a minimum vertical separation of 18-inches.

2. The water main, when installed below the sewer, shall be encased in concrete with a minimum 6-inch concrete depth to the first joint in each direction. Where water mains cross the sewer, the pipe joint adjacent to the pipe crossing the sewer shall be cut to provide maximum separation of the pipe joints from the sewer.
3. No water main shall pass through, or come in contact with, any part of a sanitary sewer manhole.

3.02 CONSTRUCTION ALONG HIGHWAYS, STREETS AND ROADWAYS

- A. Install pipe lines and appurtenances along highways, streets and roadways in accordance with the applicable regulations of, and permits issued by, the Department of Transportation, local county and city with reference to construction operations, safety, traffic control, road maintenance and repair.
- B. Traffic Control
 1. The CONTRACTOR shall provide, erect and maintain all necessary barricades, suitable and sufficient lights and other traffic control devices; provide qualified flagmen where necessary to direct traffic; take all necessary precautions for the protection of the work and the safety of the public.
 2. Construction traffic control devices and their installation shall be in accordance with the current Manual On Uniform Traffic Control Devices for Streets and Highways and the Department of Highways Specifications, latest edition.
 3. Placement and removal of construction traffic control devices shall be coordinated with the Department of Transportation, local county and city, a minimum of 48 hours in advance of the activity.
 4. Placement of construction traffic control devices shall be scheduled ahead of associated construction activities. Construction time in street right-of-way shall be conducted to minimize the length of time traffic is disrupted. Construction traffic control devices shall be removed immediately following their useful purpose. Traffic control devices used intermittently, such as "Flagmen Ahead", shall be removed and replaced when needed.

5. Existing traffic control devices within the construction work zone shall be protected from damage. Traffic control devices requiring temporary relocation shall be located as near as possible to their original vertical and horizontal locations. Original locations shall be measured from reference points and recorded in a log prior to relocation. Temporary locations shall provide the same visibility to affected traffic as the original location. Relocated traffic control devices shall be reinstalled in their original locations as soon as practical following construction.
6. Construction traffic control devices shall be maintained in good repair and shall be clean and visible to affected traffic for daytime and nighttime operation. Traffic control devices affected by the construction work zone shall be inspected daily.
7. Construction warning signs shall be black legend on an orange background. Regulatory signs shall be black legend on a white background. Construction sign panels shall meet the minimum reflective requirements of the Department of Transportation, local county and city. Sign panels shall be of durable materials capable of maintaining their color, reflective character and legibility during the period of construction.
8. Channelization devices shall be positioned preceding an obstruction at a taper length as required by the current Manual On Uniform Traffic Control Devices for Streets and Highways, as appropriate for the speed limit at that location. Channelization devices shall be patrolled to insure that they are maintained in the proper position throughout their period of use.

C. Construction Operations

1. Perform all work along highways, streets and roadways to minimize interference with traffic.
2. Stripping: Where the pipe line is laid along road right-of-way, strip and stockpile all sod, topsoil and other material suitable for right-of-way restoration.
3. Trenching, Laying and Backfilling: Do not open the trench any further ahead of pipe laying operations than is necessary. Backfill and remove excess material immediately behind laying operations. Complete excavation and backfill for any portion of the trench in the same day.
4. Shaping: Reshape damaged slopes, side ditches, and ditch lines immediately after completing backfilling operations. Replace topsoil, sod and any other materials removed from shoulders.

-
5. Construction operations shall be limited to 400 feet along areas within KYDOT jurisdiction, including clean-up and utility exploration.
- D. Excavated Materials: Do not place excavated material along highways, streets and roadways in a manner which obstructs traffic. Sweep all scattered excavated material off of the pavement in a timely manner.
 - E. Drainage Structures: Keep all side ditches, culverts, cross drains, and other drainage structures clear of excavated material. Care shall be taken to provide positive drainage to avoid ponding or concentration of runoff.
 1. The CONTRACTOR shall make provisions for handling all flows in existing creeks, ditches, sewers and trenches by pipes, flumes or other approved methods at all times when his operations would, in any way, interfere with the natural functioning of said creeks, ditches, sewers and drains. The CONTRACTOR shall at all times during construction provide and maintain sufficient equipment for the disposal of all water which enters the excavation, both in open cut trenches and in tunnels, to render such excavation firm and dry, until the structures to be built thereon are completed.
 - F. Landscaping Features: Landscaping features shall include, but are not necessarily limited to: fences; property corners; cultivated trees and shrubbery; manmade improvements; subdivision and other signs within the right-of-way and easement. The CONTRACTOR shall take extreme care in moving landscape features and promptly re-establishing these features.
 - G. Maintaining Highways, Streets, Roadways and Driveways
 1. Maintain streets, highways, roadways and driveways in suitable condition for movement of traffic until completion and final acceptance of the Work. All excavation shall be conducted in a manner to the last interruption to traffic.
 2. During the time period between pavement removal and completing permanent pavement replacement, maintain highways, streets and roadways by the use of steel running plates. Running plate edges shall have asphalt placed around their periphery to minimize vehicular impact. The backfill above the pipe shall be compacted as specified elsewhere up to the existing pavement surface to provide support for the steel running plates.
 3. Furnish a road grader or front-end loader for maintaining highways, streets, and roadways. The grader or front-end loader shall be available at all times.
 4. Immediately repair all driveways that are cut or damaged. Maintain them in a suitable condition for use until completion and final acceptance of the

Work. Driveways and other private and public access routes shall not be kept blocked or closed by the CONTRACTOR for more than a reasonable period of time without prior written approval from the property owner or controlling authority.

5. Maintenance of all traffic shall be in accordance with any requirements of the local road department(s) and/or the Kentucky Department of Transportation. It is the responsibility of the CONTRACTOR to coordinate all work with and notify the above-named agencies, and to provide all necessary signs, barricades, lights, flagmen, and other items for maintenance of traffic.

Public travel shall be maintained, unrestricted, wherever and whenever possible. Detours shall be provided when so directed by the appropriate agency. Adequate precautions shall be taken to provide for the safety of both vehicular and pedestrian traffic. Emergency vehicles shall be provided access to construction area at all times.

Unless specifically directed otherwise by the ENGINEER, not more than five hundred (500') feet of trench shall be opened ahead of the pipe laying, and not more than five hundred (500') feet of open ditch shall be left behind the pipe laying. All barricades, lanterns, watchmen, and other such signs and signals as may be necessary to warn the public of the dangers in connection with open trenches, excavations and other obstructions, shall be provided by and at the expense of the CONTRACTOR.

When so required, or when directed by the ENGINEER, only one-half (1/2) of the street crossing and road crossings shall be excavated before placing temporary bridges over the side excavated for the convenience of the traveling public.

All backfilled ditches shall be maintained in such manner that they will offer no hazard to the traveling public and the property owners abutting the improvements shall be taken into consideration. All public or private drives shall be promptly backfilled or bridges at the direction of the ENGINEER. Excavated materials shall be disposed of so as to cause the least interference, and in every case the deposition of excavated materials shall be satisfactory to the ENGINEER.

H. Property Protection

1. Extreme care shall be taken to protect trees, fences, poles, crops and all other property from damage unless their removal is authorized by the ENGINEER. Any damaged property shall be restored to as good or better than original condition and shall meet with the approval of the ENGINEER and OWNER.

2. The CONTRACTOR has the right to fully utilize the easement unless specifically stated otherwise on the plans or by the ENGINEER. If any irreplaceable trees, fences, poles or crops, such as tobacco, corn, soy beans and such (excluding pasture land), occur on the easement the CONTRACTOR shall obtain the ENGINEER's and OWNER's approval prior to removing or otherwise causing damage to any of these items.
3. Beyond the limits of the easement the CONTRACTOR shall be responsible for any damage caused by his operations and/or his personnel.

3.03 PIPE DISTRIBUTION

- A. Pipe shall be distributed and placed in such a manner that will not interfere with traffic.
- B. No pipe shall be strung further along the route than 1000 feet beyond the area in which the CONTRACTOR is actually working without written permission from the OWNER.
- C. No street or roadway may be closed for unloading of pipe without first obtaining permission from the proper authorities. The CONTRACTOR shall furnish and maintain proper warning signs and obstruction lights for the protection of traffic along highways, streets and roadways upon which pipe is distributed.
- D. No distributed pipe shall be placed inside drainage ditches.
- E. Distributed pipe shall be placed as far as possible from the roadway pavement, but no closer than five feet from the roadway pavement, as measured edge-to-edge.

3.04 LOCATION AND GRADE

- A. The Drawings show the alignment of the water main and the location of valves, hydrants and other appurtenances.
- B. Construction Staking
 1. The base lines for locating the principal components of the work and a bench marks adjacent to the work are shown on the Drawings if Available. Base lines shall be defined as the line to which the location of the water main is referenced, i.e., edge of pavement, road centerline, property line, right-of-way or survey line. The CONTRACTOR shall be responsible for performing all survey work required for constructing the water main, including the establishment of base lines and any detail surveys needed for construction. This work shall include the staking out of permanent and temporary

easements to insure that the CONTRACTOR is not deviating from the designated easements.

2. The level of detail of survey required shall be that which the correct location of the water main can be established for construction and verified by the ENGINEER or OWNER. Where the location of components of the water main, e.g. tunnels and fittings, are not dimensioned, the establishment on the location of these components shall be based upon scaling these locations from the Drawings with relation to readily identifiable land marks, e.g., survey reference points, power poles, manholes, etc.

C. Reference Points

1. The CONTRACTOR shall take all precautions necessary, which includes, but is not necessarily limited to, installing reference points, in order to protect and preserve the centerline or baseline established by the ENGINEER.
2. Reference points shall be placed, at or no more than three feet, from the outside of the construction easement or right-of-way. The location of the reference points shall be recorded in a log with a copy provided to the ENGINEER and OWNER for use, prior to verifying reference point locations. Distances between reference points and the manhole centerlines shall be accurately measured to 0.01 foot.
3. The CONTRACTOR shall give the ENGINEER reasonable notice that reference points are set. The reference point locations must be verified by the ENGINEER prior to commencing clearing and grubbing operations.

D. After the CONTRACTOR locates and marks the water main centerline or baseline, the CONTRACTOR shall perform clearing and grubbing.

E. Construction shall begin at a connection location and proceed without interruption. Multiple construction sites shall not be permitted without written authorization from the ENGINEER for each site.

F. The CONTRACTOR shall be responsible for any damage done to reference points, base lines, center lines and temporary bench marks, and shall be responsible for the cost of re-establishment of reference points, base lines, center lines and temporary bench marks as a result of the operations.

3.05 LAYING AND JOINTING PIPE AND ACCESSORIES

A. Lay all pipe and fittings to accurately conform to the lines and grades established by the ENGINEER.

B. Pipe Installation

1. Proper implements, tools and facilities shall be provided for the safe performance of the Work. All pipe, fittings, valves and hydrants shall be lowered carefully into the trench by means of slings, ropes or other suitable tools or equipment in such a manner as to prevent damage to water main materials and protective coatings and linings. Under no circumstances shall water main materials be dropped or dumped into the trench.
2. All pipe, fittings, valves, hydrants and other appurtenances shall be examined carefully for damage and other defects immediately before installation. Defective materials shall be marked and held for inspection by the ENGINEER, who may prescribe corrective repairs or reject the materials.
3. All lumps, blisters and excess coating shall be removed from the socket and plain ends of each pipe, and the outside of the plain end and the inside of the bell shall be wiped clean and dry and free from dirt, sand, grit or any foreign materials before the pipe is laid. No pipe containing dirt shall be laid.
4. Foreign material shall be prevented from entering the pipe while it is being placed in the trench. No debris, tools, clothing or other materials shall be placed in the pipe at any time.
5. As each length of pipe is placed in the trench, the joint shall be assembled and the pipe brought to correct line and grade. The pipe shall be secured in place with approved backfill material.
6. It is not mandatory to lay pipe with the bells facing the direction in which work is progressing.
7. Applying pressure to the top of the pipe, such as with a backhoe bucket, to lower the pipe to the proper elevation or grade, shall not be permitted.
8. Detection tape shall be buried 4 to 10-inches deep. Should detection tape need to be installed deeper, the CONTRACTOR shall provide 3-inch wide tape. In no case shall detection tape be buried greater than 20-inches from the finish grade surface.

C. Alignment and Gradient

1. Lay pipe straight in alignment and gradient or follow true curves as nearly as practicable. Do not deflect any joint more than the maximum deflection recommended by the manufacturer.

2. Maintain a transit, level and accessories on the job to lay out angles and ensure that deflection allowances are not exceeded.
- D. Expediting of Work: Excavate, lay the pipe, and backfill as closely together as possible. Do not leave unjointed pipe in the trench overnight. Backfill and compact the trench as soon as possible after laying and jointing is completed. Cover the exposed end of the installed pipe each day at the close of work and at all other times when work is not in progress. If necessary to backfill over the end of an uncompleted pipe or accessory, close the end with a suitable plug, either push-on, mechanical joint, restrained joint or as approved by the ENGINEER.
- E. Joint Assembly
1. Push-on, mechanical, flange and restrained type joints shall be assembled in accordance with the manufacturer's recommendations.
 2. The CONTRACTOR shall inspect each pipe joint within 200 feet on either side of main line valves to insure 100 percent seating of the pipe spigot, except as noted otherwise.
 3. Each restrained joint shall be inspected by the CONTRACTOR to ensure that it has been "homed" 100 percent.
 4. The CONTRACTOR shall internally inspect each pipe joint to insure proper assembly for pipe 24-inches in diameter and larger after the pipe has been brought to final alignment.
- F. Cutting Pipe: Cut ductile iron pipe using an abrasive wheel saw. Cut PVC pipe using a suitable saw; remove all burrs and smooth the end before jointing. The CONTRACTOR shall cut the pipe and bevel the end, as necessary, to provide the correct length of pipe necessary for installing the fittings, valves, accessories and closure pieces in the correct location. Only push-on or mechanical joint pipe shall be cut.
- G. Polyethylene Encasement: Installation shall be in accordance with AWWA C105 and the manufacturer's instructions. All ends shall be securely closed with tape and all damaged areas shall be completely repaired to the satisfaction of the Engineer.
- H. Valve and Fitting Installation
1. Prior to installation, valves shall be inspected for direction of opening, number of turns to open, freedom of operation, tightness of pressure-

containing bolting and test plugs, cleanliness of valve ports and especially seating surfaces, handling damage and cracks. Defective valves shall be corrected or held for inspection by the ENGINEER. Valves shall be closed before being installed.

2. Valves, fittings, plugs and caps shall be set and joined to the pipe in the manner specified in this Section for cleaning, laying and joining pipe, except that 12-inch and larger valves shall be provided with special support, such as treated timbers, crushed stone, concrete pads or a sufficiently tamped trench bottom so that the pipe will not be required to support the weight of the valve. Valves shall be installed in the closed position.
3. A valve box shall be provided on each underground valve. They shall be carefully set, centered exactly over the operating nut and truly plumbed. The valve box shall not transmit shock or stress to the valve. The bottom flange of the lower belled portion of the box shall be placed below the valve operating nut. This flange shall be set on brick, so arranged that the weight of the valve box and superimposed loads will bear on the base and not on the valve or pipe. Extension stems shall be installed where depth of bury places the operating nut in excess of 30-inches beneath finished grade so as to set the top of the operating nut 30-inches below finished grade. The valve box cover shall be flush with the surface of the finished area or such other level as directed by the ENGINEER.
4. In no case shall valves be used to bring misaligned pipe into alignment during installation. Pipe shall be supported in such a manner as to prevent stress on the valve.
5. A valve marker shall be provided for each underground valve. Unless otherwise detailed on the Drawings or directed by the ENGINEER, valve markers shall be installed 6-inches inside the right-of-way or easement.

I. Hydrant Installation

1. Prior to installation, inspect all hydrants for direction of opening, nozzle threading, operating nut and cap nut dimensions, tightness of pressure-containing bolting, cleanliness of inlet elbow, handling damage and cracks. Defective hydrants shall be corrected or held for inspection by the ENGINEER.
2. All hydrants shall stand plumb and shall have their nozzles parallel with or at right angles to the roadway, with pumper nozzle facing the roadway, except that hydrants having two-hose nozzles 90 degrees apart shall be set with each nozzle facing the roadway at an angle of 45 degrees.

3. Hydrants shall be set to the established grade, with the centerline of the lowest nozzle at least 12-inches above the ground or as directed by the ENGINEER.
4. Each hydrant shall be connected to the main with a 6-inch branch controlled by an independent 6-inch valve. When a hydrant is set in soil that is pervious, drainage shall be provided at the base of the hydrant by placing coarse gravel or crushed stone mixed with coarse sand from the bottom of the trench to at least 6-inches above the drain port opening in the hydrant to a distance of 12-inches around the elbow.
5. When a hydrant is set in clay or other impervious soil, a drainage pit 2 x 2 x 2 feet shall be excavated below each hydrant and filled with coarse gravel or crushed stone mixed with coarse sand under and around the elbow of the hydrant and to a level of 6-inches above the drain port.
6. Hydrants shall be located as shown on the Drawings or as directed by the ENGINEER. In the case of hydrants that are intended to fail at the ground-line joint upon vehicle impact, specific care must be taken to provide adequate soil resistance to avoid transmitting shock moment to the lower barrel and inlet connection. In loose or poor load bearing soil, this may be accomplished by pouring a concrete collar approximately 6-inches thick to a diameter of 24-inches at or near the ground line around the hydrant barrel.

3.06 CONNECTIONS TO WATER MAINS

- A. Make connections to existing pipe lines with tapping sleeves and valves, unless specifically shown otherwise on the Drawings.
- B. Location: Before laying pipe, locate the points of connection to existing water mains and uncover as necessary for the ENGINEER or OWNER to confirm the nature of the connection to be made.
- C. Interruption of Services: Make connections to existing water mains only when system operations permit. Operate existing valves only with the specific authorization and direct supervision of the Owner.
- D. Tapping Saddles and Tapping Sleeves
 1. Holes in the new pipe shall be machine cut, either in the field or at the factory. No torch cutting of holes shall be permitted.
 2. Prior to attaching the saddle or sleeve, the pipe shall be thoroughly cleaned, utilizing a brush and rag, as required.

3. Before performing field machine cut, the watertightness of the saddle or sleeve assembly shall be pressure tested. The interior of the assembly shall be filled with water. An air compressor shall be attached, which will induce a test pressure as specified in this Section. No leakage shall be permitted for a period of five minutes.
 4. After attaching the saddle or sleeve to an existing main, but prior to making the tap, the interior of the assembly shall be disinfected. All surfaces to be exposed to potable water shall be swabbed or sprayed with a one percent hypochlorite solution.
- E. Connections Using Solid Sleeves: Where connections are shown on the Drawings using solid sleeves, the CONTRACTOR shall furnish materials and labor necessary to make the connection to the existing pipe line.
- F. Connections Using Couplings: Where connections are shown on the Drawings using couplings, the CONTRACTOR shall furnish materials and labor necessary to make the connection to the existing pipe line, including all necessary cutting, plugging and backfill.

3.07 VALVE BOX ADJUSTMENT (Not Used)

3.08 THRUST RESTRAINT

- A. Provide restraint at all points where hydraulic thrust may develop.
- B. Concrete Blocking
1. Provide concrete blocking for all bends, tees, valves, and other points where thrust may develop, except where other exclusive means of thrust restraint are specifically shown on the Drawings.
 2. Concrete shall be as specified in this Section.
 3. Form and pour concrete blocking at fittings as shown on the Drawings and as directed by the ENGINEER. Pour blocking against undisturbed earth. Increase dimensions when required by over excavation.

3.09 INSPECTION AND TESTING

- A. Pressure and Leakage Test
1. All sections of the water main subject to internal pressure shall be pressure tested in accordance with AWWA C600. A section of main will be

considered ready for testing after completion of all thrust restraint and backfilling.

2. Each segment of water main between main valves shall be tested individually.
3. Test Preparation
 - a. For water mains less than 24-inches in diameter, flush sections thoroughly at flow velocities, greater than 2.5 feet per second, adequate to remove debris from pipe and valve seats. For water mains 24-inches in diameter and larger, the main shall be carefully swept clean, and mopped if directed by the ENGINEER. Partially open valves to allow the water to flush the valve seat.
 - b. Partially operate valves and hydrants to clean out seats.
 - c. Provide temporary blocking, bulkheads, flanges and plugs as necessary, to assure all new pipe, valves and appurtenances will be pressure tested.
 - d. Before applying test pressure, air shall be completely expelled from the pipeline and all appurtenances. Insert corporation cocks at highpoints to expel air as main is filled with water as necessary to supplement automatic air valves. Corporation stops shall be constructed as detailed on the Drawings with a meter box.
 - e. Fill pipeline slowly with water. Provide a suitable pump with an accurate water meter to pump the line to the specified pressure.
 - f. The differential pressure across a valve or hydrant shall equal the maximum possible, but not exceed the rated working pressure. Where necessary, provide temporary backpressure to meet the differential pressure restrictions.
 - g. Valves shall not be operated in either the opening or closing direction at differential pressures above the rated pressure.
4. Test Pressure: Test the pipeline at 50 psi above the rated working pressure measured at the lowest point for at least two hours. Maintain the test pressure within 5 psi of the specified test pressure for the test duration. Should the pressure drop more than 5 psi at any time during the test period, the pressure shall be restored to the specified test pressure. Provide an accurate pressure gage with graduation not greater than 5 psi.

5. Leakage
 - a. Leakage shall be defined as the sum of the quantity of water that must be pumped into the test section, to maintain pressure within 5 psi of the specified test pressure for the test duration plus water required to return line to test pressure at the end of the test. Leakage shall be the total cumulative amount measured on a water meter.
 - b. The OWNER assumes no responsibility for leakage occurring through existing valves.
6. Test Results: No test section shall be accepted if the leakage exceeds the limits determined by the following formula:

$$L = \frac{SD(P)^{1/2}}{133,200}$$

Where:	L	=	allowable leakage, in gallons per hour
	S	=	length of pipe tested, in feet
	D	=	nominal diameter of the pipe, in inches
	P	=	average test pressure during the leakage test, in pounds per square inch (gauge)

As determined under Section 4 of AWWA C600.

If the water main section being tested contains lengths of various pipe diameters, the allowable leakage shall be the sum of the computed leakage for each diameter. The leakage test shall be repeated until the test section is accepted. All visible leaks shall be repaired regardless of leakage test results.

7. Completion: After a pipeline section has been accepted, relieve test pressure. Record type, size and location of all outlets on record drawings.

3.10 DISINFECTING PIPELINE

- A. After successfully pressure testing each pipeline section, disinfect in accordance with AWWA C651 for the continuous-feed method and these Specifications.
- B. Specialty Contractor: Disinfection shall be performed by an approved specialty contractor. Before disinfection is performed, the CONTRACTOR shall submit a written procedure for approval before being permitted to proceed with the disinfection. This plan shall also include the steps to be taken for the neutralization of the chlorinated water.

C. Chlorination

1. Apply chlorine solution to achieve a concentration of at least 50 milligrams per liter free chlorine in new line. Retain chlorinated water for 24 hours.
2. Chlorine concentration shall be recorded at every outlet along the line at the beginning and end of the 24 hour period.
3. After 24 hours, all samples of water shall contain at least 25 milligrams per liter free chlorine. Re-chlorinate if required results are not obtained on all samples.

D. Disposal of Chlorinated Water: Reduce chlorine residual of disinfection water to less than one milligram per liter if discharged directly to a body of water or to less than two milligrams per liter if discharged onto the ground prior to disposal. Treat water with sulfur dioxide or other reducing chemicals to neutralize chlorine residual. Flush all lines until residual is equal to existing system.

E. Bacteriological Testing: After final flushing and before the main is placed into service, the CONTRACTOR shall assist the OWNER in collecting samples from the line to have tested for bacteriological quality. Testing shall be performed by the OWNER at a laboratory certified by the State of Kentucky. Re-chlorinate lines until the required results are obtained.

3.11 PROTECTION AND RESTORATION OF WORK AREA

A. General: Return all items and all areas disturbed, directly or indirectly by work under these Specifications, to their original condition or better, as quickly as possible after work is started.

1. The CONTRACTOR shall plan, coordinate, and prosecute the work such that disruption to personal property and business is held to a practical minimum.
2. All construction areas abutting lawns and yards of residential or commercial property shall be restored promptly. Backfilling of underground facilities, ditches, and disturbed areas shall be accomplished on a daily basis as work is completed. Finishing, dressing, and grassing shall be accomplished immediately thereafter, as a continuous operation within each area being constructed and with emphasis placed on completing each individual yard or business frontage. Care shall be taken to provide positive drainage to avoid ponding or concentration of runoff.

3. Handwork, including raking and smoothing, shall be required to ensure that the removal of roots, sticks, rocks, and other debris is removed in order to provide a neat and pleasing appearance.
 4. The Department of Transportation's engineer shall be authorized to stop all work by the CONTRACTOR when restoration and cleanup are unsatisfactory and to require appropriate remedial measures.
- B. Man-Made Improvements: Protect, or remove and replace with the ENGINEER'S approval, all fences, walkways, mail boxes, pipe lines, drain culverts, power and telephone lines and cables, property pins and other improvements that may be encountered in the Work.
- C. Cultivated Growth: Do not disturb cultivated trees or shrubbery unless approved by the ENGINEER. Any such trees or shrubbery which must be removed shall be heeled in and replanted under the direction of an experienced nurseryman.
- D. Cutting of Trees: Do not cut trees for the performance of the work except as absolutely necessary. Protect trees that remain in the vicinity of the work from damage from equipment. Do not store spoil from excavation against the trunks. Remove excavated material stored over the root system of trees within 30 days to allow proper natural watering of the root system. Repair any damaged tree over 3-inches in diameter, not to be removed, under the direction of an experienced nurseryman. All trees and brush that require removal shall be promptly and completely removed from the work area and disposed of by the CONTRACTOR. No stumps, wood piles, or trash piles will be permitted on the work site.
- E. Disposal of Rubbish: Dispose of all materials cleared and grubbed during the construction of the Project in accordance with the applicable codes and rules of the appropriate county, state and federal regulatory agencies.

3.12 ABANDONING EXISTING WATER MAINS (Not Used)

END OF SECTION

This specification provides the technical requirements necessary to ensure proper installation of tracer wire and related components for the purposes of locating both conductive and non-conductive underground water/sewer utilities. It recognizes that the first step in protecting underground utility assets is installing a quality, reliable locating system. This specification is based on best practices for underground utility locating.

Materials

General

- All system components, including tracer wire, connectors, ground rods and access points, must be compatible. The components shall be manufactured by Copperhead® Complete Utility Locating System™ or approved equal.
- All tracer wire and tracer wire components shall be manufactured in the USA.
- All tracer wire shall have HDPE (High Density Polyethylene) insulation for direct bury, color coded per APWA standard for the specific utility being marked.

Tracer wire and insulation

- Tracer wire shall conform to the following ASTM standards as applicable:
 - B1010/B1010M – Standard Specification for Copper-Clad Steel Electrical Conductor for Tracer Wire Applications
 - B910/B910M – Standard Specification for Annealed Copper-Clad Steel Wire
 - B227 – Standard Specification for Hard-Drawn Copper-Clad Steel Wire
 - B170 – Standard Specification for Oxygen-Free Electrolytic Copper-Refinery Shapes
 - D1248 – Standard Specification for Polyethylene Plastics Extrusion Materials for Wire and Cable
- Documentation verifying that tracer wire is 100% made in the USA.
- If tracer wire manufacturer has not completed a 5-year corrosion test, a 5-year warranty must be provided.
- Open Trench / Open Cut - Tracer wire shall be Copperhead® copper-clad steel 12-AWG High Strength, high carbon with minimum 450 lb. break load, minimum 30 mil HDPE insulation (1230*-HS-**).
- Directional Drilling/Boring - Tracer wire shall be Copperhead copper-clad steel 12-AWG Extra High Strength with minimum 1,150 lb. break load, minimum 45 mil HDPE insulation (1245*-EHS-**).
- Pipe Bursting - Tracer wire shall be Copperhead 7x7 stranded copper-clad steel SoloShot™ Xtreme Strength with 4,700 lb. break load, minimum 50 mil HDPE insulation (PBX-50*-**).

* denotes color

** spool size (500', 1000', 2500')

Tracer Wire

Connectors

- Direct bury wire connectors shall include three-way lockable Copperhead SnakeBite™ Locking Connectors (LSC1230C) and Copperhead Mainline-to-Service Connectors (3WB-01) specifically manufactured for use in underground tracer wire installation. Connectors shall be dielectric silicone filled to seal out moisture and corrosion and shall be installed in a manner as to prevent any uninsulated wire exposure.
- Non-locking, friction fit or taped connectors are prohibited.

Termination/Access

- All tracer wire termination points must provide a direct connection point to the tracer wire by a utility locate transmitter (above ground or at grade) specifically manufactured for lite duty, concrete/driveway, or roadway applications.
- All at-grade access points shall be appropriately identified with “sewer” or “water” on the cap and be color coded per American Public Works (APWA) standards.
- All two-terminal tracer wire access points must include a manually interruptible conductive/connective link between the terminal for the tracer wire connection and the terminal for the ground rod wire connection.
- All two-terminal tracer wire access points must have external direct connection points to both the tracer wire and ground rod wire from top of lid.
- All at-grade access points shall include an encapsulated magnet molded into the top portion of the tube, to allow for detection by a ferrous metal detector.
- All at-grade access points shall be supplied with anti-corrosion wax/gel to protect wires.

Installation

General

- Tracer wire installation shall be performed in such a manner that allows proper access for connection of line tracing equipment, proper locating of wire without loss or deterioration of low frequency (512 Hz) signal, and without distortion of signal caused by more than one wire being installed in close proximity to one another.
- Tracer wire systems must be installed as a single continuous wire, except where using approved connectors. No looping or coiling of wire is allowed.
- Any damage occurring during installation of the tracer wire must be immediately repaired by removing the damaged wire and installing a new section of wire with approved connectors. Taping and/or spray coating shall not be allowed.
- Tracer wire shall be installed at the bottom half of the pipe and secured (taped/tied) at 5-foot intervals.
- Tracer wire shall be color coded as follows:
 - Potable Water – Blue
 - Sanitary Sewer & Storm Sewer – Green
 - Gas – Electric

- All service lateral tracer wire shall be a single wire, connected to the mainline tracer wire using a three-way mainline-to-service connector, installed without cutting/splicing the mainline tracer wire.
- In occurrences where an existing tracer wire is encountered on an existing utility that is being extended or tied into, the new tracer wire and existing tracer wire shall be connected using approved connectors.
- Tracer wire on all service laterals/stubs must terminate at an approved tracer wire access point located directly above the utility, at the edge of the road right-of-way, but out of the roadway.
- One foot of excess/slack wire is required in all tracer wire access points after meeting final elevation.

Water System

- A mainline tracer wire must be installed, with all service lateral tracer wires properly connected to the mainline tracer wire, to promote tracing/locating capabilities from a single connection point.
- Lay mainline tracer wire continuously, by-passing around the outside of valves and fittings on the north or east side.
- A single tracer wire only shall be installed on all water service laterals and must terminate at an approved tracer wire access point, color coded and located directly above the service lateral at the edge of road right-of-way.
- All conductive and non-conductive service lines shall include tracer wire.

Prohibited Products and Methods

The following products and methods shall NOT be allowed or acceptable:

- Non-American-made products
- Uninsulated tracer wire
- Stainless steel tracer wire
- Tracer wire insulations other than HDPE
- Tracer wire not domestically manufactured
- Brass or copper ground rods
- Wire connections utilizing taping or spray-on waterproofing
- Looped wire or continuous wire installations that have more than one wire laid side-by-side or in close proximity to one another
- Tracer wire wrapped around the corresponding utility
- Brass fittings with tracer wire connection lugs
- Wire terminations within the roadway in valve boxes, cleanouts, manholes, etc.
- Connecting tracer wire to existing conductive utilities

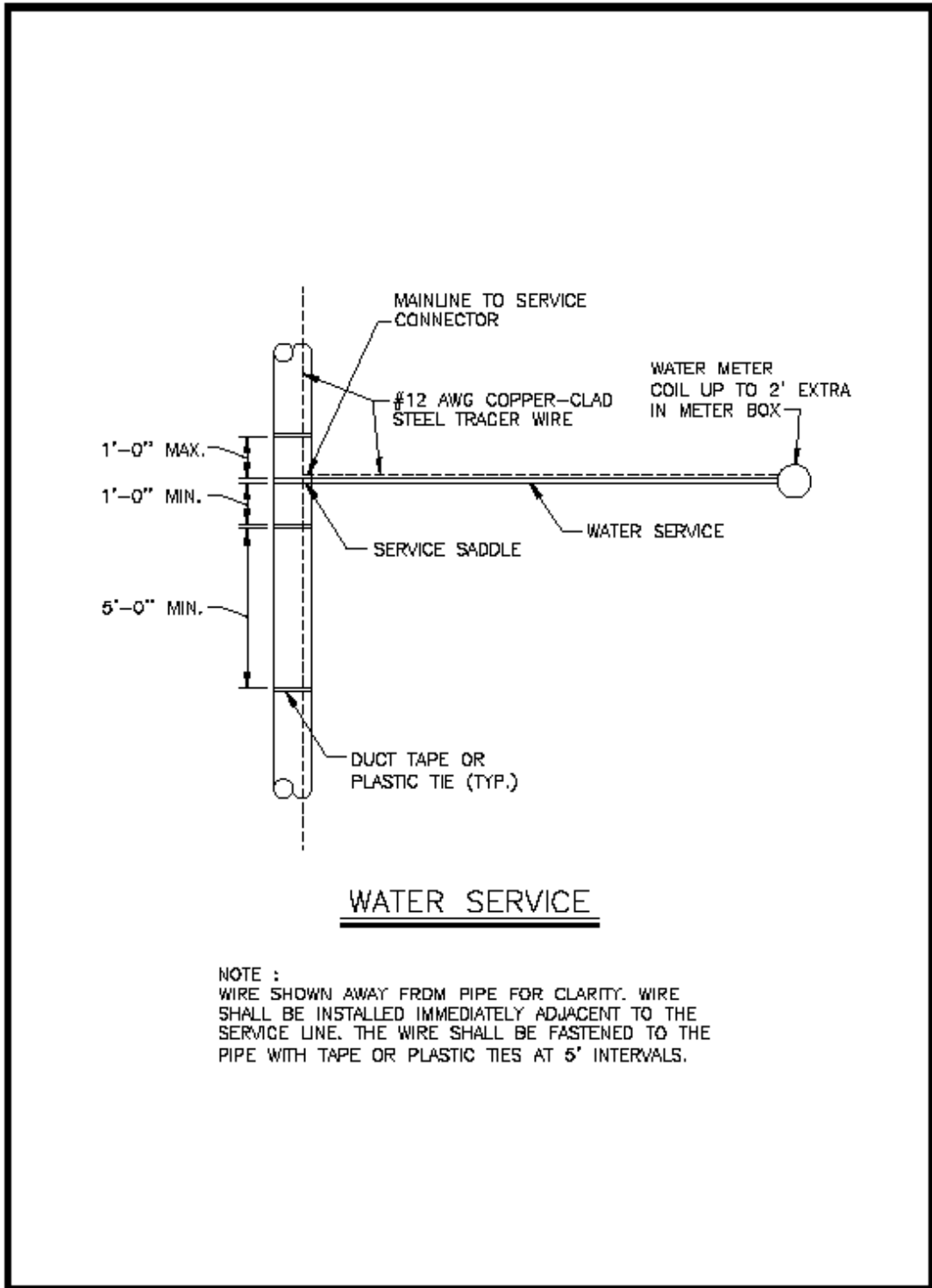
Tracer Wire

Testing

All new tracer wire installations shall be located using typical low frequency (512 Hz) line tracing equipment, witnessed by the contractor, engineer and facility owner as applicable, prior to acceptance of ownership.

This verification shall be performed upon completion of rough grading and again prior to final acceptance of the project.

Continuity testing in lieu of actual line tracing shall not be accepted.



END OF SECTION

PART 1 GENERAL

1.1 SCOPE

- A. The work covered by this section shall include the establishment of all ground cover including areas to be seeded and sodded. This work shall include the supply of all materials, labor, superintendence and maintenance as outlined in these specifications.
- B. The part of the site not covered by roads, walks, building, etc. shall be seeded according to these specifications. The areas to be sodded shall include a three foot strip immediately adjacent to all roads, walks, and structures, etc.
- C. Before final acceptance of the work, the CONTRACTOR shall satisfactorily clean all areas within the limits of his operations including the street surfaces, walks, gutters, fences, lawns, private property and structures, leaving them in as neat, clean and usable condition as originally found. He shall remove all machinery, tools, surplus materials, temporary buildings and other structures from the site of work. He shall so remove all organic matter and materials containing organic matter from all areas and places used by him during construction. All sewers, manholes, inlets, etc., shall be cleared of all scaffolding, sedimentation, debris, rubbish and dirt.

Where the CONTRACTOR's operations have resulted in filling existing ditches, clogging existing culverts, damaging existing bridges, ground surfaces, sidewalks, driveways, etc., the Contract shall reditch, clean culverts, repair or replace bridges, ground surfaces, sidewalks, driveways, etc., so as to return them to a condition as good as or better than existed prior to the beginning of his operations.

The CONTRACTOR's cleanup operations, which include repair, restoration or replacement of ground surfaces and existing improvements and the removal of rock, shall be performed continuously during the construction operations.

Following installation of the pipeline, "rough cleanup" work shall be performed. This shall consist of grading the trench to create a neat, low mound of backfill material and disposing of any excavated material, rubbish, etc. Crushed stone shall be added to driveways where necessary and fences repaired to the satisfaction of the property owners. After trenches have had adequate time to settle, final grade work and seeding shall be performed.

Rough Grade Work and Cleanup (Rough Cleanup) shall be defined to include the final backfill and windrowing of the ditch line, filling and leveling street and driveway cuts, cleaning up and removal of rubbish, repair of fences and structures,

and any other such work that may be required to result in a neat, orderly project area. Rough Cleanup shall be performed as other construction progresses and must be completed immediately after the adjacent pipeline construction.

Rough Cleanup is not a separate pay item. The cost for this work shall be included in the unit bid price for waterlines. If Rough Cleanup is not performed as specified, the OWNER will require deductions from partial payment estimates.

Final cleanup, grade work and seeding shall be performed on each line when backfilled trenches have had adequate time to settle, but at least within 2 months from the date each line is constructed. Final grade work and seeding on Kentucky Bureau of Highways rights-of-way shall be done in accordance with said Bureau's specifications and the permit granted to the OWNER specifically for this project.

Where work was performed on private property in lawns, earth of good quality, free from rock shall be spread over the disturbed area and graded and compacted to match adjacent ground contours. The graded area shall be hand raked until smooth and free from rock, potholes, and humps. The disturbed area shall then be seeded with the seed variety used on the original lawn (e.g., a bluegrass lawn shall be reseeded with bluegrass seed) and the seed raked in lightly. The seeded area shall be fertilized and then uniformly covered with straw to a depth of approximately 1-1/2 inches.

Where work was performed on private property and not in lawns the trench line shall be graded and filled if necessary to match adjacent contours. All rock larger than 1-1/2" in diameter shall be removed from the disturbed area. In general, pasture and fallow land shall be fertilized and seeded with Kentucky 31 Fescue and plowed fields shall be left unseeded, however, the desire of each property owner shall govern regarding seeding.

In all cases on private property the rate of seed and fertilizer application shall be that recommended by the University of Kentucky Cooperative Extension Service for new plantings of the variety of grass seed used.

If the trench line settles following final grade work or if grass seed fails to germinate within a reasonable time, the CONTRACTOR shall regrade or reseed the area in question as specified above and as directed by the ENGINEER.

The OWNER reserves the right to require the CONTRACTOR to obtain a signed Release from each property owner affected by the work. Said Release shall indicate that the property owner is satisfied with the restoration of his land. However, the execution of such a release shall not relieve the CONTRACTOR from any of his contractual obligations or other claims that may arise at a later date. The widths of construction easements obtained by the OWNER from

property owners is normally 20 feet and the CONTRACTOR shall confine his activities to the area within the limits of the easements unless specific permission is obtained by the CONTRACTOR from property owners.

PART 2 PRODUCTS

2.1 LIME

- A. Agriculture lime shall be spread over the entire area to be planted at an average rate of one (1) ton per acre. One tillage operation shall incorporate both the lime and the fertilizer into the soil to a depth of four inches (4").

2.2 FERTILIZER

- A. Two fertilizer materials shall be applied to all areas to be seeded. The first shall be complete commercial fertilizer with 1:2:2 ratio of nitrogen, phosphorus, and potassium. Eight hundred pounds (800 lbs) per acre of a 6-12-12 fertilizer, or equivalent amount of another 1:2:2 ratio fertilizer shall be used.
- B. In addition to a complete fertilizer, a slowly available nitrogen fertilizer shall be applied. Two hundred fifty pounds (250 lbs.) per acre of area formaldehyde (38-0-0) shall be used.
- C. Both fertilizer materials shall be free flowing and suitable for application with approved equipment. Each material shall conform to State fertilizer laws. Bagged fertilizer shall be delivered in sealed standard containers and shall bear the name, trademark, and warranty of the producer. The fertilizers shall be incorporated into the surface four inches (4") by tillage.

2.3 SEED

- A. Grass seed shall be fresh, clean and new crop seed composed of the following varieties mixed in the proportion by weight as shown and shall be certified as to varietal purity. All seed shall be mixed by a dealer furnished in sealed standard containers, and tagged with the dealer's guaranteed statement of composition of mixture and percentage of purity and germination. All areas disturbed by construction activity shall be seeded within the following blend at a rate of two hundred pounds (200 lbs.) per acre (4.6 pounds per 1000 square feet).
- B. The quality of seed shall conform to or exceed the minimum requirement for seed quality of the Kentucky Seed Improvement Association and shall meet or exceed the following standards for purity and germination:

Variety	Min% Purity/Germ	Wt.%	Seeding Rate Pounds Per Acre
Kentucky Bluegrass-Kenblue	98/80	20	40
Creeping Red Fescue-Pennlawn	98/85	70	140
Perennial Ryegrass	95/90	10	20

2.4 MULCH

- A. Mulch for hydroseeding shall be natural wood cellulose fiber or wood pulp which disperses readily in water and which has no toxic effect when combined with seed or other materials. It shall be a commercially available product made for use in spray applicators. Wood cellulose mulch shall be applied at a rate of 1000 lbs. per acre when work is done in the spring or fall season as defined below and 1500 pounds per acre when work is done during summer months.

2.5 SOD

- A. Sod shall be bluegrass sod strongly rooted and free of pernicious weeds. It shall be a uniform thickness of not more than 1 1/2" and shall have not less than 3/4" of soil. All sod shall be grown on a commercial turf farm and no pasture sod shall be acceptable. The source of the sod must be approved by the Engineer before it is cut for delivery.

PART 3 EXECUTION

3.1 PLANTING SEASON

- A. The normal seasonal dates for seeding mixtures containing Kentucky Bluegrass or tall fescue shall be August 15 to October 15 and from the time the soil is workable in the spring to May 1. Seeding of a specified grass variety at times other than the normal seasonal dates must be approved by the ENGINEER. Seeding shall not be done during windy weather or when the ground is excessively wet, frozen or otherwise untillable.

3.2 SOIL PREPARATION

- A. All areas shall be graded to surface drain as shown on the plans. The lime and fertilizer shall be applied at the rates specified above and tilled into the surface 4 inches with approved tillage equipment to provide a reasonably firm, but friable seedbed.

- B. All areas to be seeded or sodded shall meet the specified grades, and be free of any weed or undesirable plant growth or debris.
- C. Lime and fertilizer for all areas shall be applied at the rate specified and incorporated into the top four inches by approved tillage equipment. The seed and wood cellulose mulch shall then be mixed with adequate water to produce a slurry and then applied uniformly with a hydroseeder at the rates specified above. Any area inadequately covered shall be redone as directed by the ENGINEER.

3.3 MAINTENANCE OF SEEDED AREAS:

- A. The CONTRACTOR shall maintain seeded areas until they have been mowed two times and then he shall repair eroded areas one time after the second mowing. Each mowing shall be when the grass is about four inches (4") high and cut back to about 2 1/2". After the second mowing, the CONTRACTOR shall notify the ENGINEER that he is ready to repair erosion damage so that an inspection can be scheduled when the erosion repair work is complete. Once the erosion areas have been filled with topsoil, fertilized, seeded and mulched and the work has been inspected and approved by the ENGINEER, the work under this section is complete. Any further erosion repair work necessary will be treated as an extra and shall be done only when authorized by the ENGINEER.

3.4 CARE DURING CONSTRUCTION

- A. The CONTRACTOR shall be responsible for repair to turf areas damaged by his equipment or men until all work is accepted. Temporary haul roads and storage areas shall be tilled to depth of four inches (4") and fertilized, seeded and mulched as specified above.

END OF SECTION

PART 1 GENERAL

1.1 SUMMARY

- A. This Section includes provisions for erosion control and stabilization.

PART 2 PRODUCTS

2.1 EROSION CONTROL

- A. All drainage paths and swales to be cut, graded, and seeded prior to any utilities trenching.
- B. All drainage paths and excavated areas to be mulched upon completion of seeding. Straw bales are to be staked perpendicular to flow in bottom of swale every 100 feet along drainage swale route. Straw bales to remain in swale route until a substantial growth of grass has been established. Straw bales are to be staked around all inlet rims where swale lines are excavated to route storm water flow into inlet.
- C. Erosion control requires immediate seeding and mulching of any stripped and unvegetated areas, including unpaved right-of-ways.

2.2 SEEDING

- A. A leguminous inoculated seed mixture shall be used for all seed areas. Class of seeding as follows:

1. Mixture A: shall be used for all drainage paths, swales, side slopes, and all other areas where existing lawn is disturbed during construction.

Seed mixture shall be as follows:

2 lbs./1000 sq. ft. - Chewings Fescue
2 lbs./1000 sq. ft. - Kentucky Bluegrass
2 lbs./1000 sq. ft. - Perennial Rye

Seed shall be sown at a rate of 6 lbs. per 1000 sq. ft. of area.

2. Mixture B: shall be for all areas disturbed by excavation and re-grading as seasonal or temporary cover in bare areas.

Seed mixture shall be as follows:

Erosion Control and Stabilization

1 lb./1000 sq. ft. - Perennial Rye

1 lb./1000 sq. ft. - Annual Rye

Seed shall be sown at a rate of 4 lbs. per 1000 sq. ft. of area.

3. Mixture C: shall be used for all lake or pond banks.

Seed mixture shall be as follows:

20% Perennial Ryegrass

15% Kentucky Bluegrass

15% Creeping Red Fescue

50% Nutri-Kote plus Apron fungicide seed coating.

Seed shall be sown at a rate of 5 lbs. per 1000 sq. ft. of area.

2.3 FERTILIZER

- A. Apply a minimum of 600 lbs. of 12-12-12 fertilizer per acre.

2.4 MULCH

- A. Mulch shall consist of clean, seed-free threshed straw of wheat, rye, oats, or barley. Spread mulch uniformly to form a continuous blanket not less than 1.5 inches loose measurement over "Mixture A" and "Mixture C" seeded areas.
- B. The mulch shall be held in place by being mechanically crimped into the soil, tackified with a bio-degradable tackifier, or netted and stapled to the soil with degradable netting. The mulch should be applied at a minimum rate of 1500 lbs. per acre.

2.5 STRAW TACKIFIER - MULCH TACKIFIER

- A. The tackifier shall be a naturally derived product from all organic sources resulting in a strong resilient muciloid, non-bitumen M-Binder. The product can be used in a hydro-seeder with both 100% Virgin Wood Fiber or Paper Wood Cellulose mulch and can be sprayed on 100% Wheat Straw Mulch for stabilization from the wind. Application rates vary between 60-140 lbs. per acre depending upon the existing conditions. The product shall be packed in 40 lbs. fiber bags.

Technical Specifications:

Protein Content	1.62
Ash Content	2.7
Fiber	4.0
pH of 1% Solution	6.8
Settleable Solids	5.0

- B. Erosion control requires immediate seeding and mulching of any stripped and un-vegetated areas, including unpaved right-of-ways.

PART 3 (NOT USED)

END OF SECTION

SECTION 03300
Cast-in-place Concrete

PART 1 GENERAL

1.1 RELATED DOCUMENTS

- A. Drawings and general provisions of the Contract, including General and Supplementary Conditions and Division 1 Specification Sections, apply to this Section.

1.2 SUMMARY

- A. This Section specifies cast-in place concrete, including formwork, reinforcing, mix design, placement procedures, and finishes.
- B. Cast-in-place concrete includes the following:
 - 1. Foundations and footings.
 - 2. Slabs-on-grade.
 - 3. Fill for steel deck.
 - 4. Foundation walls.
 - 5. Shear walls.
 - 6. Load-bearing building walls.
 - 7. Building frame members.
 - 8. Equipment pads and bases.
 - 9. Fill for steel pan stairs.

1.3 SUBMITTALS

- A. General: Submit the following according to Conditions of the Contract and Division 1 Specification Sections.
- B. Product data for proprietary materials and items, including reinforcement and forming accessories, admixtures, patching compounds, waterstops, joint systems, curing compounds, dry-shake finish materials, and others if requested by ENGINEER.
- C. Shop drawings for reinforcement detailing fabricating, bending, and placing concrete reinforcement. Comply with ACI 315 "Manual of Standard Practice for Detailing Reinforced Concrete Structures" showing bar schedules, stirrup spacing, bent bar diagrams, and arrangement of concrete reinforcement. Include special reinforcing required for openings through concrete structures.
- D. Shop drawings for formwork indicating fabrication and erection of forms for specific finished concrete surfaces. Show form construction including jointing, special form joints or reveals, location and pattern of form tie placement, and other items that affect exposed concrete visually.

1. ENGINEER's review is for general applications and features only. Designing formwork for structural stability and efficiency is CONTRACTOR's responsibility.
- E. Samples of materials as requested by ENGINEER, including names, sources, and descriptions, as follows:
1. Color finishes.
 2. Normal weight aggregates.
 3. Fiber reinforcement.
 4. Reglets.
 5. Waterstops.
 6. Vapor retarder/barrier.
 7. Form liners.
- F. Laboratory test reports for concrete materials and mix design test.
- G. Material certificates in lieu of material laboratory test reports when permitted by ENGINEER. Material certificates shall be signed by manufacturer and CONTRACTOR, certifying that each material item complies with or exceeds specified requirements. Provide certification from admixture manufacturers that chloride content complies with specification requirements.

1.4 QUALITY ASSURANCE

- A. Codes and Standards: Comply with provisions of the following codes, specifications, and standards, except where more stringent requirements are shown or specified:
1. American Concrete Institute (ACI) 301, "Specifications for Structural Concrete for Buildings."
 2. ACI 318, "Building Code Requirements for Reinforced Concrete."
 3. Concrete Reinforcing Steel Institute (CRSI) "Manual of Standard Practice."
- B. Concrete Testing Service: Engage a testing agency acceptable to ENGINEER to perform material evaluation tests and to design concrete mixes.
- C. Materials and installed work may require testing and retesting at any time during progress of Work. Tests, including retesting of rejected materials for installed Work, shall be done at CONTRACTOR's expense.

PART 2 - PRODUCTS

2.1 FORM MATERIALS

- A. Forms for Exposed Finish Concrete: Plywood, metal, metal-framed plywood faced, or

other acceptable panel-type materials to provide continuous, straight, smooth, exposed surfaces. Furnish in largest practicable sizes to minimize number of joints and to conform to joint system shown on drawings.

- B. Forms for Unexposed Finish Concrete: Plywood, lumber, metal, or another acceptable material. Provide lumber dressed on at least two edges and one side for tight fit.
- C. Forms for Textured Finish Concrete: Units of face design, size, arrangement, and configuration to match control sample. Provide solid backing and form supports to ensure stability of textured form liners.
- D. Forms for Cylindrical Columns and Supports: Metal, glass-fiber-reinforced plastic, or paper or fiber tubes that will produce smooth surfaces without joint indications. Provide units with sufficient wall thickness to resist wet concrete loads without deformation.
- E. Pan-Type Forms: Glass-fiber-reinforced plastic or formed steel, stiffened to support weight of placed concrete without deformation.
- F. Carton Forms: Biodegradable paper surface, treated for moisture-resistance, structurally sufficient to support weight of plastic concrete and other superimposed loads.
- G. Form Release Agent: Provide commercial formulation form release agent with a maximum of 350 g/L volatile organic compounds (VOCs) that will not bond with, stain, or adversely affect concrete surfaces and will not impair subsequent treatments of concrete surfaces.
- H. Form Ties: Factory-fabricated, adjustable-length, stainless steel, removable or snap-off metal form ties designed to prevent form deflection and to prevent spalling of concrete upon removal. Provide units that will leave no metal closer than 1-1/2 inches (38 mm) to the plane of the exposed concrete surface.
 - 1. Provide ties that, when removed, will leave holes not larger than 1 inch (25 mm) in diameter in the concrete surface. Use only stainless material.

2.2 REINFORCING MATERIALS

- A. Reinforcing Bars: ASTM A 615 Grade 60 (ASTM A 615M Grade 400), deformed.
- B. Galvanized Reinforcing Bars: ASTM A 767 (ASTM A 767M), Class II [2.0 oz. zinc psf (610 g/sq. m)], hot-dip galvanized after fabrication and bending.
- C. Epoxy-Coated Reinforcing Bars: ASTM A 775 (ASTM A 775M).
- D. Steel Wire: ASTM A 82, plain, cold-drawn steel.
- E. Welded Wire Fabric: ASTM A 185, welded steel wire fabric.

Cast-in-place Concrete

- F. Deformed-Steel Welded Wire Fabric: ASTM A 497.
- G. Epoxy-Coated Welded Wire Fabric: ASTM A 884, Class A.
- H. Supports for Reinforcement: Bolsters, chairs, spacers, and other devices for spacing, supporting, and fastening reinforcing bars and welded wire fabric in place. Use wire bar-type supports complying with CRSI specifications.
 - 1. For slabs-on-grade, use supports with sand plates or horizontal runners where base material will not support chair legs.
 - 2. For exposed-to-view concrete surfaces where legs of supports are in contact with forms, provide supports with legs that are protected by plastic (CRSI, Class 1) or stainless steel (CRSI, Class 2).

2.3 CONCRETE MATERIALS

- A. Portland Cement: ASTM C 150, Type I.
 - 1. Use one brand of cement throughout Project.
- B. Fly Ash: ASTM C 618, Type F.
- C. Normal-Weight Aggregates: ASTM C 33 and as specified. Provide aggregates from a single source for exposed concrete.
 - 1. For exposed exterior surfaces, do not use fine or coarse aggregates that contain substances that cause spalling.
 - 2. Local aggregates not complying with ASTM C 33 that have been shown to produce concrete of adequate strength and durability by special tests or actual service may be used when acceptable to Engineer.
- D. Lightweight Aggregates: ASTM C 330.
- E. Water: Potable.
- F. Fiber Reinforcement: Polypropylene fibers engineered and designed for secondary reinforcement of concrete slabs, complying with ASTM C 1116, Type III, not less than 3/4 inch long.
 - 1. Available Products: Subject to compliance with requirements, products that may be incorporated in the Work include, but are not limited to, the following:
 - a. Gilco Fibers, Cormix Construction Chemicals.
 - b. Durafiber, Durafiber Corp.
 - c. Fiberstrand 100, Euclid Chemical Co.
 - d. Fibermesh, Fibermesh Co., Div. Synthetic Industries, Inc.

-
- e. Forta, Forta Corp.
 - f. Grace Fibers, W.R. Grace & Co.
 - g. Polystrand, Metalcrete Industries
- G. Admixtures, General: Provide concrete admixtures that contain not more than 0.1 percent chloride ions.
- H. Air-Entraining Admixture: ASTM C 260, certified by manufacturer to be compatible with other required admixtures.
- 1. Available Products: Subject to compliance with requirements, products that may be incorporated in the Work include, but are not limited to, the following:
 - a. Air-Tite, Cormix Construction Chemicals.
 - b. Air-Mix or Perma-Air, Euclid Chemical Co.
 - c. Darex AEA or Daravair, W.R. Grace & Co.
 - d. MB-VR or Micro-Air, Master Builders, Inc.
 - e. Sealtight AEA, W.R. Meadows, Inc.
 - f. Sika AER, Sika Corp.
- I. Water-Reducing Admixture: ASTM C 494, Type A.
- 1. Available Products: Subject to compliance with requirements, products that may be incorporated in the Work include, but are not limited to, the following:
 - a. Chemtard, ChemMasters Corp.
 - b. PSI N, Cormix Construction Chemicals.
 - c. Eucon WR-75, Euclid Chemical Co.
 - d. WRDA, W.R. Grace & Co.
 - e. Pozzolith Normal or Polyheed, Master Builders, Inc.
 - f. Metco W.R., Metalcrete Industries.
 - g. Prokrete-N, Prokrete Industries.
 - h. Plastocrete 161, Sika Corp.
- J. High-Range Water-Reducing Admixture: ASTM C 494, Type F or Type G.
- 1. Available Products: Subject to compliance with requirements, products that may be incorporated in the Work include, but are not limited to, the following:
 - a. Super P, Anti-Hydro Co., Inc.
 - b. Cormix 200, Cormix Construction Chemicals.
 - c. Eucon 37, Euclid Chemical Co.
 - d. WRDA 19 or Daracem, W.R. Grace & Co.
 - e. Rheobuild or Polyheed, Master Builders, Inc.
 - f. Superslump, Metalcrete Industries.
 - g. PSPL, Prokrete Industries.

- h. Sikament 300, Sika Corp.
- K. Water-Reducing, Accelerating Admixture: ASTM C 494, Type E.
 - 1. Available Products: Subject to compliance with requirements, products that may be incorporated in the Work include, but are not limited to, the following:
 - a. Q-Set, Conspec Marketing & Manufacturing Co.
 - b. Lubricon NCA, Cormix Construction Chemicals.
 - c. Accelguard 80, Euclid Chemical Co.
 - d. Daraset, W.R. Grace & Co.
 - e. Pozzutec 20, Master Builders, Inc.
 - f. Accel-Set, Metalcrete Industries.
- L. Water-Reducing, Retarding Admixture: ASTM C 494, Type D.
 - 1. Available Products: Subject to compliance with requirements, products that may be incorporated in the Work include, but are not limited to, the following:
 - a. PSI-R Plus, Cormix Construction Chemicals.
 - b. Eucon Retarder 75, Euclid Chemical Co.
 - c. Daratard-17, W.R. Grace & Co.
 - d. Pozzolith R, Master Builders, Inc.
 - e. Protard, Prokrete Industries.
 - f. Plastiment, Sika Corporation.

2.4 RELATED MATERIALS

- A. Reglets: Where sheet flashing or bituminous membranes are terminated in reglets, provide reglets of not less than 0.0217- inch- (0.46-mm-) thick galvanized sheet steel. Fill reglet or cover face opening to prevent intrusion of concrete or debris.
- B. Dovetail Anchor Slots: Hot-dip galvanized sheet steel, not less than 0.0336 inch thick (0.76 mm) with bent tab anchors. Fill slot with temporary filler or cover face opening to prevent intrusion of concrete or debris.
- C. Waterstops: Provide flat, dumbbell-type or centerbulb-type waterstops at construction joints and other joints as indicated. Size to suit joints.
- D. Rubber Waterstops: Corps of Engineers CRD-C 513.
 - 1. Available Manufacturers: Subject to compliance with requirements, manufacturers offering products that may be incorporated in the Work include, but are not limited to, the following:

-
- a. The Burke Co.
 - b. Progress Unlimited.
 - c. Williams Products, Inc.
- E. Polyvinyl Chloride Waterstops: Corps of Engineers CRD-C 572.
1. Available Manufacturers: Subject to compliance with requirements, manufacturers offering products that may be incorporated in the Work include, but are not limited to, the following:
 - a. The Burke Co.
 - b. Greenstreak Plastic Products Co.
 - c. W.R. Meadows, Inc.
 - d. Progress Unlimited.
 - e. Schlegel Corp.
 - f. Vinylex Corp.
- F. Sand Cushion: Clean, manufactured or natural sand.
- G. Vapor Retarder: Provide vapor retarder that is resistant to deterioration when tested according to ASTM E 154, as follows:
1. Polyethylene sheet not less than 8 mils (0.2 mm) thick.
- H. Vapor Barrier: Premolded seven-ply membrane consisting of reinforced core and carrier sheet with fortified bitumen layers, protective weathercoating, and plastic antistick sheet. Water vapor transmission rate of 1 perm when tested according to ASTM E 96, Method B. Provide manufacturer's recommended mastics and gusset tape.
1. Product: Subject to compliance with requirements, provide Sealtight Premoulded Membrane by W.R. Meadows, Inc. or approved equal.
- I. Nonslip Aggregate Finish: Provide fused aluminum oxide granules or crushed emery as the abrasive aggregate for a nonslip finish, with emery aggregate containing not less than 50 percent aluminum oxide and not less than 25 percent ferric oxide. Use material that is factory-graded, packaged, rustproof, nonglazing, and unaffected by freezing, moisture, and cleaning materials.
- J. Colored Wear-Resistant Finish: Packaged dry combination of materials consisting of portland cement, graded quartz aggregate, coloring pigments, and plasticizing admixture. Use coloring pigments that are finely ground nonfading mineral oxides interground with cement. Color as selected by OWNER from manufacturers' standards, unless otherwise indicated.
1. Available Products: Subject to compliance with requirements, products that may be incorporated in the Work include, but are not limited to, the following:

- a. Conshake 600 Colortone, Conspec Marketing & Mfg. Co.
 - b. Floorcron, Cormix Construction Chemicals.
 - c. Quartz Tuff, Dayton-Superior.
 - d. Surfex, Euclid Chemical Co.
 - e. Colorundum, A.C. Horn, Inc.
 - f. Quartz Plate, L&M Construction Chemicals, Inc.
 - g. Colorcron, Master Builders, Inc.
 - h. Floor Quartz, Metalcrete Industries
 - i. Lithochrome Color Hardener, L.M. Scofield Co.
 - j. Harcol Redi-Mix, Sonneborn-Chemrex.
 - k. Hard Top, Symons Corp.
- K. Absorptive Cover: Burlap cloth made from jute or kenaf, weighing approximately 9 oz./sq. yd. (305 g/sq. m), complying with AASHTO M 182, Class 2.
- L. Moisture-Retaining Cover: One of the following, complying with ASTM C 171.
1. Waterproof paper.
 2. Polyethylene film.
 3. Polyethylene-coated burlap.
- M. Liquid Membrane-Forming Curing Compound: Liquid-type membrane-forming curing compound complying with ASTM C 309, Type I, Class A. Moisture loss not more than 0.55 kg/sq. m when applied at 200 sq. ft./gal (4.9 sq. m/L).
1. Available Products: Subject to compliance with requirements, products that may be incorporated in the Work include, but are not limited to, the following:
 - a. A-H 3 Way Sealer, Anti-Hydro Co., Inc.
 - b. Spartan-Cote, The Burke Co.
 - c. Conspec #1, Conspec Marketing & Mfg. Co.
 - d. Sealco 309, Cormix Construction Chemicals.
 - e. Day-Chem Cure and Seal, Dayton Superior Corp.
 - f. Eucocure, Euclid Chemical Co.
 - g. Horn Clear Seal, A.C. Horn, Inc.
 - h. L&M Cure R, L&M Construction Chemicals, Inc.
 - i. Masterkure, Master Builders, Inc.
 - j. CS-309, W.R. Meadows, Inc.
 - k. Seal N Kure, Metalcrete Industries.
 - l. Kure-N-Seal, Sonneborn-Chemrex.
 - m. Stontop CS2, Stonhard, Inc.
- N. Water-Based Acrylic Membrane Curing Compound: ASTM C 309, Type I, Class B.
1. Provide material that has a maximum volatile organic compound (VOC) rating of

- 350 g/L.
2. Available Products: Subject to compliance with requirements, products that may be incorporated in the Work include, but are not limited to, the following:
 - a. Highseal, Conspec Marketing and Mfg. Co.
 - b. Sealco - VOC, Cormix Construction Chemicals.
 - c. Safe Cure and Seal, Dayton Superior Corp.
 - d. Aqua-Cure, Euclid Chemical Co.
 - e. Dress & Seal WB, L&M Construction Chemicals, Inc.
 - f. Masterkure 100W, Master Builders, Inc.
 - g. Vocomp-20, W.R. Meadows, Inc.
 - h. Metcure, Metalcrete Industries.
 - i. Stontop CS1, Stonhard, Inc.
- O. Evaporation Control: Monomolecular film-forming compound applied to exposed concrete slab surfaces for temporary protection from rapid moisture loss.
1. Available Products: Subject to compliance with requirements, products that may be incorporated in the Work include, but are not limited to, the following:
 - a. Aquafilm, Conspec Marketing and Mfg. Co.
 - b. Eucobar, Euclid Chemical Co.
 - c. E-Con, L&M Construction Chemicals, Inc.
 - d. Confilm, Master Builders, Inc.
 - e. Waterhold, Metalcrete Industries.
- P. Underlayment Compound: Free-flowing, self-leveling, pumpable, cement-based compound for applications from 1 inch (25 mm) thick to feathered edges.
1. Available Products: Subject to compliance with requirements, products that may be incorporated in the Work include, but are not limited to, the following:
 - a. K-15, Ardex, Inc.
 - b. Self-Leveling Wear Topping, W.R. Bonsal Co.
 - c. Conflow, Conspec Marketing and Mfg. Co.
 - d. Corlevel, Cormix Construction Chemicals.
 - e. LevelLayer II, Dayton Superior Corp.
 - f. Flo-Top, Euclid Chemical Co.
 - g. Gyp-Crete, Gyp-Crete Corp.
 - h. Levelex, L&M Construction Chemicals, Inc.
 - i. Underlayment 110, Master Builders, Inc.
 - j. Stoncrete UL1, Stonhard, Inc.
 - k. Concrete Top, Symons Corp.
 - l. Thoro Underlayment Self-Leveling, Thoro System Products.

- Q. Bonding Agent: Polyvinyl acetate or acrylic base.
1. Available Products: Subject to compliance with requirements, products that may be incorporated in the Work include, but are not limited to, the following:
 - a. Polyvinyl Acetate (Interior Only):
 - 1) Superior Concrete Bonder, Dayton Superior Corp.
 - 2) Euco Weld, Euclid Chemical Co.
 - 3) Weld-Crete, Larsen Products Corp.
 - 4) Everweld, L&M Construction Chemicals, Inc.
 - 5) Herculox, Metalcrete Industries.
 - 6) Ready Bond, Symons Corp.
 - b. Acrylic or Styrene Butadiene:
 - 1) Acrylic Bondcrete, The Burke Co.
 - 2) Strongbond, Conspec Marketing and Mfg. Co.
 - 3) Day-Chem Ad Bond, Dayton Superior Corp.
 - 4) SBR Latex, Euclid Chemical Co.
 - 5) Daraweld C, W.R. Grace & Co.
 - 6) Hornweld, A.C. Horn, Inc.
 - 7) Everbond, L&M Construction Chemicals, Inc.
 - 8) Acryl-Set, Master Builders Inc.
 - 9) Intralok, W.R. Meadows, Inc.
 - 10) Acrylpave, Metalcrete Industries.
 - 11) Sonocrete, Sonneborn-Chemrex.
 - 12) Stonlock LB2, Stonhard, Inc.
 - 13) Strong Bond, Symons Corp.
- R. Epoxy Adhesive: ASTM C 881, two-component material suitable for use on dry or damp surfaces. Provide material type, grade, and class to suit Project requirements.
1. Available Products: Subject to compliance with requirements, products that may be incorporated in the Work include, but are not limited to, the following:
 - a. Burke Epoxy M.V., The Burke Co.
 - b. Spec-Bond 100, Conspec Marketing and Mfg. Co.
 - c. Resi-Bond (J-58), Dayton Superior.
 - d. Euco Epoxy System #452 or #620, Euclid Chemical Co.
 - e. Epoxite Binder 2390, A.C. Horn, Inc.
 - f. Epabond, L&M Construction Chemicals, Inc.
 - g. Concessive Standard Liquid, Master Builders, Inc.
 - h. Rezi-Weld 1000, W.R. Meadows, Inc.
 - i. Metco Hi-Mod Epoxy, Metalcrete Industries.

- j. Sikadur 32 Hi-Mod, Sika Corp.
- k. Stonset LV5, Stonhard, Inc.
- l. R-600 Series, Symons Corp.

2.5 PROPORTIONING AND DESIGNING MIXES

- A. Prepare design mixes for each type and strength of concrete by either laboratory trial batch or field experience methods as specified in ACI 301. For the trial batch method, use an independent testing agency acceptable to Engineer for preparing and reporting proposed mix designs.
 1. Do not use the same testing agency for field quality control testing.
 2. Limit use of fly ash to not exceed 25 percent of cement content by weight.
- B. Submit written reports to ENGINEER of each proposed mix for each class of concrete prior to start of Work. Do not begin concrete production until proposed mix designs have been reviewed.
- C. Design mixes to provide normal weight concrete with the following properties as indicated on drawings and schedules:
 1. 4000 psi (27.6 MPa), 28-day compressive strength; water-cement ratio, 0.44 maximum (non-air-entrained), 0.35 maximum (air-entrained).
- D. Water-Cement Ratio: Provide concrete for following conditions with maximum water-cement (W/C) ratios as follows:
 1. Subjected to freezing and thawing: W/C 0.45.
 2. Subjected to deicers/watertight: W/C 0.40.
 3. Subjected to brackish water, salt spray, or deicers: W/C 0.40.
- E. Slump Limits: Proportion and design mixes to result in concrete slump at point of placement as follows:
 1. Ramps, slabs, and sloping surfaces: Not more than 3 inches (75 mm).
 2. Reinforced foundation systems: Not less than 1 inch (25 mm) and not more than 3 inches (75 mm).
 3. Concrete containing high-range water-reducing admixture (superplasticizer): Not more than 8 inches (200 mm) after adding admixture to site-verified 2 - 3 inch (50 - 75 mm) slump concrete.
 4. Other concrete: Not more than 4 inches (100 mm).
- F. Lightweight Structural Concrete: Lightweight aggregate and concrete shall conform to ASTM C 330. Proportion mix to produce concrete with a minimum compressive strength of 3000 psi (20.7) at 28 days and a calculated equilibrium unit weight of 110 pcf (1762

kg/cu. m) plus or minus 3 pcf (48.1 kg/cu. m) as determined by ASTM C 567. Concrete slump at the point of placement shall be the minimum necessary for efficient mixing, placing, and finishing. Maximum slump shall be 6 inches (150 mm) for pumped concrete and 5 inches (125 mm) elsewhere. Air entrain concrete exposed to weather according to ACI 301 requirements.

- G. Adjustment to Concrete Mixes: Mix design adjustments may be requested by Contractor when characteristics of materials, job conditions, weather, test results, or other circumstances warrant, as accepted by ENGINEER. Laboratory test data for revised mix design and strength results must be submitted to and accepted by ENGINEER before using in Work.
- H. Fiber Reinforcement: Add at manufacturer's recommended rate but not less than 1.5 lb/cu. yd. (0.9 kg/cu. m).

2.6 ADMIXTURES

- A. Use water-reducing admixture or high-range water-reducing admixture (superplasticizer) in concrete, as required, for placement and workability.
- B. Use accelerating admixture in concrete slabs placed at ambient temperatures below 50 deg F (10 deg C).
- C. Use high-range water-reducing admixture in pumped concrete, concrete for heavy-use industrial slabs, architectural concrete, parking structure slabs, concrete required to be watertight, and concrete with water-cement ratios below 0.50.
- D. Use air-entraining admixture in exterior exposed concrete unless otherwise indicated. Add air-entraining admixture at manufacturer's prescribed rate to result in concrete at point of placement having total air content with a tolerance of plus or minus 1-1/2 percent within the following limits:
 - 1. Concrete structures and slabs exposed to freezing and thawing, deicer chemicals, or hydraulic pressure:
 - a. 4.5 percent (moderate exposure); 5.5 percent (severe exposure) for 1-1/2 inch (38 mm) maximum aggregate.
 - b. 4.5 percent (moderate exposure); 6.0 percent (severe exposure) for 1 inch (25 mm) maximum aggregate.
 - c. 5.0 percent (moderate exposure); 6.0 percent (severe exposure) for 3/4 inch (19 mm) maximum aggregate.
 - d. 5.5 percent (moderate exposure); 7.0 percent (severe exposure) for 1/2 inch (13 mm) maximum aggregate.
 - 2. Other concrete not exposed to freezing, thawing, or hydraulic pressure, or to receive a surface hardener: 2 to 4 percent air.

- E. Use admixtures for water reduction and set accelerating or retarding in strict compliance with manufacturer's directions.

2.7 CONCRETE MIXING

- A. Ready-Mixed Concrete: Comply with requirements of ASTM C 94, and as specified.
 - 1. When air temperature is between 85 deg F (29 deg C) and 90 deg F (32 deg C), reduce mixing and delivery time from 1-1/2 hours to 75 minutes, and when air temperature is above 90 deg F (32 deg C), reduce mixing and delivery time to 60 minutes.

PART 3 - EXECUTION

3.1 GENERAL

- A. Coordinate the installation of joint materials, vapor retarder/barrier, and other related materials with placement of forms and reinforcing steel.

3.2 FORMS

- A. General: Design, erect, support, brace, and maintain formwork to support vertical, lateral, static, and dynamic loads that might be applied until concrete structure can support such loads. Construct formwork so concrete members and structures are of correct size, shape, alignment, elevation, and position. Maintain formwork construction tolerances and surface irregularities complying with the following ACI 347 limits:
 - 1. Provide Class A tolerances for concrete surfaces exposed to view.
 - 2. Provide Class C tolerances for other concrete surfaces.
- B. Construct forms to sizes, shapes, lines, and dimensions shown and to obtain accurate alignment, location, grades, level, and plumb work in finished structures. Provide for openings, offsets, sinkages, keyways, recesses, moldings, rustications, reglets, chamfers, blocking, screeds, bulkheads, anchorages and inserts, and other features required in the Work. Use selected materials to obtain required finishes. Solidly butt joints and provide backup at joints to prevent cement paste from leaking.
- C. Fabricate forms for easy removal without hammering or prying against concrete surfaces. Provide crush plates or wrecking plates where stripping may damage cast concrete surfaces. Provide top forms for inclined surfaces where slope is too steep to place concrete with bottom forms only. Kerf wood inserts for forming keyways, reglets, recesses, and the like for easy removal.
- D. Provide temporary openings for clean-outs and inspections where interior area of formwork is inaccessible before and during concrete placement. Securely brace temporary openings

Cast-in-place Concrete

and set tightly to forms to prevent losing concrete mortar. Locate temporary openings in forms at inconspicuous locations.

- E. Chamfer exposed corners and edges as indicated, using wood, metal, PVC, or rubber chamfer strips fabricated to produce uniform smooth lines and tight edge joints.
- F. Provisions for Other Trades: Provide openings in concrete formwork to accommodate work of other trades. Determine size and location of openings, recesses, and chases from trades providing such items. Accurately place and securely support items built into forms.
- G. Cleaning and Tightening: Thoroughly clean forms and adjacent surfaces to receive concrete. Remove chips, wood, sawdust, dirt, or other debris just before placing concrete. Retighten forms and bracing before placing concrete, as required, to prevent mortar leaks and maintain proper alignment.

3.3 VAPOR RETARDER/BARRIER INSTALLATION

- A. General: Place vapor retarder/barrier sheeting in position with longest dimension parallel with direction of pour.
- B. Lap joints 6 inches (150 mm) and seal with manufacturer's recommended mastic or pressure-sensitive tape.
 - 1. Cover vapor retarder/barrier with sand cushion and compact to depth indicated.

3.4 PLACING REINFORCEMENT

- A. General: Comply with Concrete Reinforcing Steel Institute's recommended practice for "Placing Reinforcing Bars," for details and methods of reinforcement placement and supports and as specified.
 - 1. Avoiding cutting or puncturing vapor retarder/barrier during reinforcement placement and concreting operations. Repair damages before placing concrete.
- B. Clean reinforcement of loose rust and mill scale, earth, ice, and other materials that reduce or destroy bond with concrete.
- C. Accurately position, support, and secure reinforcement against displacement. Locate and support reinforcing by metal chairs, runners, bolsters, spacers, and hangers, as approved.
- D. Place reinforcement to maintain minimum coverages as indicated for concrete protection. Arrange, space, and securely tie bars and bar supports to hold reinforcement in position during concrete placement operations. Set wire ties so ends are directed into concrete, not toward exposed concrete surfaces.
- E. Install welded wire fabric in lengths as long as practicable. Lap adjoining pieces at least

one full mesh and lace splices with wire. Offset laps of adjoining widths to prevent continuous laps in either direction.

3.5 JOINTS

- A. Construction Joints: Locate and install construction joints so they do not impair strength or appearance of the structure.
- B. Provide keyways at least 1-1/2 inches (38 mm) deep in construction joints in walls and slabs and between walls and footings. Bulkheads designed and accepted for this purpose may be used for slabs.
- C. Place construction joints perpendicular to main reinforcement. Continue reinforcement across construction joints except as indicated otherwise. Do not continue reinforcement through sides of strip placements.
- D. Use bonding agent on existing concrete surfaces that will be joined with fresh concrete.
- E. Waterstops: Provide waterstops in construction joints as indicated. Install waterstops to form continuous diaphragm in each joint. Support and protect exposed waterstops during progress of Work. Field-fabricate joints in waterstops according to manufacturer's printed instructions.
- F. Isolation Joints in Slabs-on-Grade: Construct isolation joints in slabs-on-grade at points of contact between slabs-on-grade and vertical surfaces, such as column pedestals, foundation walls, grade beams, and other locations, as indicated.
- G. Contraction (Control) Joints in Slabs-on-Grade: Construct contraction joints in slabs-on-grade to form panels of patterns as shown. Use saw cuts 1/8 inch (3 mm) wide by one-fourth of slab depth or inserts 1/4 inch (6 mm) wide by one-fourth of slab depth, unless otherwise indicated.
 - 1. Form contraction joints by inserting premolded plastic, hardboard, or fiberboard strip into fresh concrete until top surface of strip is flush with slab surface. Tool slab edges round on each side of insert. After concrete has cured, remove inserts and clean groove of loose debris.
 - 2. Contraction joints in unexposed floor slabs may be formed by saw cuts as soon as possible after slab finishing as may be safely done without dislodging aggregate.
 - 3. If joint pattern is not shown, provide joints not exceeding 15 ft. (4.5 m) in either direction and located to conform to bay spacing wherever possible (at column centerlines, half bays, third bays).
 - 4. Provide joint fillers and sealants.

3.6 INSTALLING EMBEDDED ITEMS

- A. General: Set and build into formwork anchorage devices and other embedded items required for other work that is attached to or supported by cast-in-place concrete. Use setting drawings, diagrams, instructions, and directions provided by suppliers of items to be attached.
- B. Install reglets to receive top edge of foundation sheet waterproofing and to receive through-wall flashings in outer face of concrete frame at exterior walls, where flashing is shown at lintels, relieving angles, and other conditions.
- C. Install dovetail anchor slots in concrete structures as indicated on drawings.
- D. Forms for Slabs: Set edge forms, bulkheads, and intermediate screed strips for slabs to achieve required elevations and contours in finished surfaces. Provide and secure units to support screed strips using strike-off templates or compacting-type screeds.

3.7 PREPARING FORM SURFACES

- A. General: Coat contact surfaces of forms with an approved, nonresidual, low-VOC, form-coating compound before placing reinforcement.
- B. Do not allow excess form-coating material to accumulate in forms or come into contact with in-place concrete surfaces against which fresh concrete will be placed. Apply according to manufacturer's instructions.
 - 1. Coat steel forms with a nonstaining, rust-preventative material. Rust-stained steel formwork is not acceptable.

3.8 CONCRETE PLACEMENT

- A. Inspection: Before placing concrete, inspect and complete formwork installation, reinforcing steel, and items to be embedded or cast in. Notify other trades to permit installation of their work.
- B. General: Comply with ACI 304, "Guide for Measuring, Mixing, Transporting, and Placing Concrete," and as specified.
- C. Deposit concrete continuously or in layers of such thickness that no new concrete will be placed on concrete that has hardened sufficiently to cause seams or planes of weakness. If a section cannot be placed continuously, provide construction joints as specified. Deposit concrete to avoid segregation at its final location.
- D. Placing Concrete in Forms: Deposit concrete in forms in horizontal layers no deeper than 24 inches (600 mm) and in a manner to avoid inclined construction joints. Where placement consists of several layers, place each layer while preceding layer is still plastic to

avoid cold joints.

1. Consolidate placed concrete by mechanical vibrating equipment supplemented by hand-spading, rodding, or tamping. Use equipment and procedures for consolidation of concrete complying with ACI 309.
 2. Do not use vibrators to transport concrete inside forms. Insert and withdraw vibrators vertically at uniformly spaced locations no farther than the visible effectiveness of the machine. Place vibrators to rapidly penetrate placed layer and at least 6 inches (150 mm) into preceding layer. Do not insert vibrators into lower layers of concrete that have begun to set. At each insertion, limit duration of vibration to time necessary to consolidate concrete and complete embedment of reinforcement and other embedded items without causing mix to segregate.
- E. **Placing Concrete Slabs:** Deposit and consolidate concrete slabs in a continuous operation, within limits of construction joints, until completing placement of a panel or section.
1. Consolidate concrete during placement operations so that concrete is thoroughly worked around reinforcement, other embedded items and into corners.
 2. Bring slab surfaces to correct level with a straightedge and strike off. Use bull floats or darbies to smooth surface free of humps or hollows. Do not disturb slab surfaces prior to beginning finishing operations.
 3. Maintain reinforcing in proper position on chairs during concrete placement.
- F. **Cold-Weather Placement:** Comply with provisions of ACI 306 and as follows. Protect concrete work from physical damage or reduced strength that could be caused by frost, freezing actions, or low temperatures.
- G. When air temperature has fallen to or is expected to fall below 40 deg F (4 deg C), uniformly heat water and aggregates before mixing to obtain a concrete mixture temperature of not less than 50 deg F (10 deg C) and not more than 80 deg F (27 deg C) at point of placement.
1. Do not use frozen materials or materials containing ice or snow. Do not place concrete on frozen subgrade or on subgrade containing frozen materials.
 2. Do not use calcium chloride, salt, or other materials containing antifreeze agents or chemical accelerators unless otherwise accepted in mix designs.
- H. **Hot-Weather Placement:** When hot weather conditions exist that would impair quality and strength of concrete, place concrete complying with ACI 305 and as specified.
1. Cool ingredients before mixing to maintain concrete temperature at time of placement to below 90 deg F (32 deg C). Mixing water may be chilled or chopped ice may be used to control temperature, provided water equivalent of ice is calculated to total amount of mixing water. Using liquid nitrogen to cool concrete is Contractor's option.
 2. Cover reinforcing steel with water-soaked burlap if it becomes too hot, so that steel

temperature will not exceed the ambient air temperature immediately before embedding in concrete.

3. Fog spray forms, reinforcing steel, and subgrade just before placing concrete. Keep subgrade moisture uniform without puddles or dry areas.
4. Use water-reducing retarding admixture when required by high temperatures, low humidity, or other adverse placing conditions.

3.9 FINISHING FORMED SURFACES

- A. **Rough-Formed Finish:** Provide a rough-formed finish on formed concrete surfaces not exposed to view in the finished Work or concealed by other construction. This is the concrete surface having texture imparted by form-facing material used, with tie holes and defective areas repaired and patched, and fins and other projections exceeding 1/4 inch (6 mm) in height rubbed down or chipped off.
- B. **Smooth-Formed Finish:** Provide a smooth-formed finish on formed concrete surfaces exposed to view or to be covered with a coating material applied directly to concrete, or a covering material applied directly to concrete, such as waterproofing, dampproofing, veneer plaster, painting, or another similar system. This is an as-cast concrete surface obtained with selected form-facing material, arranged in an orderly and symmetrical manner with a minimum of seams. Repair and patch defective areas with fins and other projections completely removed and smoothed.
- C. **Smooth-Rubbed Finish:** Unless otherwise shown or scheduled, provide smooth-rubbed finish on all exposed, vertical concrete surfaces that have received smooth-formed finish treatment not later than 1 day after form removal.
 1. Moisten concrete surfaces and rub with carborundum brick or another abrasive until producing a uniform color and texture. Do not apply cement grout other than that created by the rubbing process.
- D. **Grout-Cleaned Finish:** Provide grout-cleaned finish on scheduled concrete surfaces that have received smooth-formed finish treatment.
 1. Combine one part portland cement to one and one-half parts fine sand by volume, and a 50:50 mixture of acrylic or styrene butadiene-based bonding admixture and water to form the consistency of thick paint. Blend standard portland cement and white portland cement in amounts determined by trial patches so that final color of dry grout will match adjacent surfaces.
 2. Thoroughly wet concrete surfaces, apply grout to coat surfaces, and fill small holes. Remove excess grout by scraping and rubbing with clean burlap. Keep damp by fog spray for at least 36 hours after rubbing.
- E. **Related Unformed Surfaces:** At tops of walls, horizontal offsets, and similar unformed surfaces adjacent to formed surfaces, strike-off smooth and finish with a texture matching adjacent formed surfaces. Continue final surface treatment of formed surfaces uniformly

across adjacent unformed surfaces unless otherwise indicated.

3.10 MONOLITHIC SLAB FINISHES

- A. Scratch Finish: Apply scratch finish to monolithic slab surfaces to receive concrete floor topping or mortar setting beds for tile, portland cement terrazzo, and other bonded applied cementitious finish flooring material, and where indicated.
 - 1. After placing slabs, finish surface to tolerances of F(F) 15 (floor flatness) and F(L) 13 (floor levelness) measured according to ASTM E 1155 (ASTM E 1155M). Slope surfaces uniformly to drains where required. After leveling, roughen surface before final set with stiff brushes, brooms, or rakes.
- B. Float Finish: Apply float finish to monolithic slab surfaces to receive trowel finish and other finishes as specified; slab surfaces to be covered with membrane or elastic waterproofing, membrane or elastic roofing, or sand-bed terrazzo; and where indicated.
 - 1. After screeding, consolidating, and leveling concrete slabs, do not work surface until ready for floating. Begin floating, using float blades or float shoes only, when surface water has disappeared, or when concrete has stiffened sufficiently to permit operation of power-driven floats, or both. Consolidate surface with power-driven floats or by hand-floating if area is small or inaccessible to power units. Finish surfaces to tolerances of F(F) 18 (floor flatness) and F(L) 15 (floor levelness) measured according to ASTM E 1155 (ASTM E 1155M). Cut down high spots and fill low spots. Uniformly slope surfaces to drains. Immediately after leveling, refloat surface to a uniform, smooth, granular texture.
- C. Trowel Finish: Apply a trowel finish to monolithic slab surfaces exposed to view and slab surfaces to be covered with resilient flooring, carpet, ceramic or quarry tile, paint, or another thin film-finish coating system.
 - 1. After floating, begin first trowel-finish operation using a power-driven trowel. Begin final troweling when surface produces a ringing sound as trowel is moved over surface. Consolidate concrete surface by final hand-troweling operation, free of trowel marks, uniform in texture and appearance, and finish surfaces to tolerances of F(F) 20 (floor flatness) and F(L) 17 (floor levelness) measured according to ASTM E 1155 (ASTM E 1155M). Grind smooth any surface defects that would telegraph through applied floor covering system.
- D. Trowel and Fine Broom Finish: Where ceramic or quarry tile is to be installed with thin-set mortar, apply a trowel finish as specified, then immediately follow by slightly scarifying the surface with a fine broom.
- E. Nonslip Broom Finish: Apply a nonslip broom finish to exterior concrete platforms, steps, and ramps, and elsewhere as indicated.

Cast-in-place Concrete

1. Immediately after float finishing, slightly roughen concrete surface by brooming with fiber-bristle broom perpendicular to main traffic route. Coordinate required final finish with before application.
- F. Nonslip Aggregate Finish: Apply nonslip aggregate finish to concrete stair treads, platforms, ramps, sloped walks, and where indicated.
1. After completing float finishing and before starting trowel finish, uniformly spread dampened nonslip aggregate at a rate of 25 lb per 100 sq. ft. (12 kg/10 sq. m) of surface. Tamp aggregate flush with surface using a steel trowel, but do not force below surface. After broadcasting and tamping, apply trowel finishing as specified.
 2. After curing, lightly work surface with a steel wire brush or an abrasive stone, and water to expose nonslip aggregate.

3.11 MISCELLANEOUS CONCRETE ITEMS

- A. Filling In: Fill in holes and openings left in concrete structures for passage of work by other trades, unless otherwise shown or directed, after work of other trades is in place. Mix, place, and cure concrete as specified to blend with in-place construction. Provide other miscellaneous concrete filling shown or required to complete Work.
- B. Curbs: Provide monolithic finish to interior curbs by stripping forms while concrete is still green and by steel-troweling surfaces to a hard, dense finish with corners, intersections, and terminations slightly rounded.
- C. Equipment Bases and Foundations: Provide machine and equipment bases and foundations as shown on drawings. Set anchor bolts for machines and equipment to template at correct elevations, complying with diagrams or templates of manufacturer furnishing machines and equipment.
- D. Steel Pan Stairs: Provide concrete fill for steel pan stair treads, landings, and associated items. Cast-in safety inserts and accessories as shown on drawings. Screed, tamp, and trowel-finish concrete surfaces.

3.12 CONCRETE CURING AND PROTECTION

- A. General: Protect freshly placed concrete from premature drying and excessive cold or hot temperatures. In hot, dry, and windy weather protect concrete from rapid moisture loss before and during finishing operations with an evaporation-control material. Apply according to manufacturer's instructions after screeding and bull floating, but before power floating and troweling.
- B. Start initial curing as soon as free water has disappeared from concrete surface after placing and finishing. Weather permitting, keep continuously moist for not less than 7 days.

- C. Curing Methods: Cure concrete by curing compound, by moist curing, by moisture-retaining cover curing, or by combining these methods, as specified.
- D. Provide moisture curing by the following methods:
1. Keep concrete surface continuously wet by covering with water.
 2. Use continuous water-fog spray.
 3. Cover concrete surface with specified absorptive cover, thoroughly saturate cover with water, and keep continuously wet. Place absorptive cover to provide coverage of concrete surfaces and edges, with a 4 inch (100 mm) lap over adjacent absorptive covers.
- E. Provide moisture-retaining cover curing as follows:
1. Cover concrete surfaces with moisture-retaining cover for curing concrete, placed in widest practicable width with sides and ends lapped at least 3 inches (75 mm) and sealed by waterproof tape or adhesive. Immediately repair any holes or tears during curing period using cover material and waterproof tape.
- F. Apply curing compound on exposed interior slabs and on exterior slabs, walks, and curbs as follows:
1. Apply curing compound to concrete slabs as soon as final finishing operations are complete (within 2 hours and after surface water sheen has disappeared). Apply uniformly in continuous operation by power spray or roller according to manufacturer's directions. Recoat areas subjected to heavy rainfall within 3 hours after initial application. Maintain continuity of coating and repair damage during curing period.
 2. Use membrane curing compounds that will not affect surfaces to be covered with finish materials applied directly to concrete.
- G. Curing Formed Surfaces: Cure formed concrete surfaces, including underside of beams, supported slabs, and other similar surfaces, by moist curing with forms in place for the full curing period or until forms are removed. If forms are removed, continue curing by methods specified above, as applicable.
- H. Curing Unformed Surfaces: Cure unformed surfaces, including slabs, floor topping, and other flat surfaces, by applying the appropriate curing method.
1. Final cure concrete surfaces to receive finish flooring with a moisture-retaining cover, unless otherwise directed.

3.13 SHORES AND SUPPORTS

- A. General: Comply with ACI 347 for shoring and reshoring in multistory construction, and

as specified.

- B. Extend shoring from ground to roof for structures four stories or less, unless otherwise permitted.
- C. Extend shoring at least three floors under floor or roof being placed for structures over four stories. Shore floor directly under floor or roof being placed, so that loads from construction above will transfer directly to these shores. Space shoring in stories below this level in such a manner that no floor or member will be excessively loaded or will induce tensile stress in concrete members where no reinforcing steel is provided. Extend shores beyond minimums to ensure proper distribution of loads throughout structure.
- D. Remove shores and reshore in a planned sequence to avoid damage to partially cured concrete. Locate and provide adequate reshoring to support work without excessive stress or deflection.
- E. Keep reshores in place a minimum of 15 days after placing upper tier, or longer, if required, until concrete has attained its required 28-day strength and heavy loads due to construction operations have been removed.

3.14 REMOVING FORMS

- A. General: Formwork not supporting weight of concrete, such as sides of beams, walls, columns, and similar parts of the work, may be removed after cumulatively curing at not less than 50 deg F (10 deg C) for 24 hours after placing concrete, provided concrete is sufficiently hard to not be damaged by form-removal operations, and provided curing and protection operations are maintained.
- B. Formwork supporting weight of concrete, such as beam soffits, joists, slabs, and other structural elements, may not be removed in less than 14 days or until concrete has attained at least 75 percent of design minimum compressive strength at 28 days. Determine potential compressive strength of in-place concrete by testing field-cured specimens representative of concrete location or members.
- C. Form-facing material may be removed 4 days after placement only if shores and other vertical supports have been arranged to permit removal of form-facing material without loosening or disturbing shores and supports.

3.15 REUSING FORMS

- A. Clean and repair surfaces of forms to be reused in the Work. Split, frayed, delaminated, or otherwise damaged form-facing material will not be acceptable for exposed surfaces. Apply new form-coating compound as specified for new formwork.
- B. When forms are extended for successive concrete placement, thoroughly clean surfaces, remove fins and laitance, and tighten forms to close joints. Align and secure joint to avoid

offsets. Do not use patched forms for exposed concrete surfaces except as acceptable.

3.16 CONCRETE SURFACE REPAIRS

- A. Patching Defective Areas: Repair and patch defective areas with cement mortar immediately after removing forms, when acceptable.
- B. Mix dry-pack mortar, consisting of one part portland cement to 2-1/2 parts fine aggregate passing a No. 16 mesh (1.2 mm) sieve, using only enough water as required for handling and placing.
 - 1. Cut out honeycombs, rock pockets, voids over 1/4 inch (6 mm) in any dimension, and holes left by tie rods and bolts down to solid concrete but in no case to a depth less than 1 inch (25 mm). Make edges of cuts perpendicular to the concrete surface. Thoroughly clean, dampen with water, and brush-coat the area to be patched with bonding agent. Place patching mortar before bonding agent has dried.
 - 2. For surfaces exposed to view, blend white portland cement and standard portland cement so that, when dry, patching mortar will match surrounding color. Provide test areas at inconspicuous locations to verify mixture and color match before proceeding with patching. Compact mortar in place and strike-off slightly higher than surrounding surface.
- C. Repairing Formed Surfaces: Remove and replace concrete having defective surfaces if defects cannot be repaired to satisfaction of Owner. Surface defects include color and texture irregularities, cracks, spalls, air bubbles, honeycomb, rock pockets, fins and other projections on the surface, and stains and other discolorations that cannot be removed by cleaning. Flush out form tie holes and fill with dry-pack mortar or precast cement cone plugs secured in place with bonding agent.
 - 1. Repair concealed formed surfaces, where possible, containing defects that affect the concrete's durability. If defects cannot be repaired, remove and replace the concrete.
- D. Repairing Unformed Surfaces: Test unformed surfaces, such as monolithic slabs, for smoothness and verify surface tolerances specified for each surface and finish. Correct low and high areas as specified. Test unformed surfaces sloped to drain for trueness of slope and smoothness by using a template having the required slope.
 - 1. Repair finished unformed surfaces containing defects that affect the concrete's durability. Surface defects include crazing and cracks in excess of 0.01 inch (0.25 mm) wide or that penetrate to the reinforcement or completely through nonreinforced sections regardless of width, spalling, popouts, honeycombs, rock pockets, and other objectionable conditions.
 - 2. Correct high areas in unformed surfaces by grinding after concrete has cured at least

14 days.

3. Correct low areas in unformed surfaces during or immediately after completing surface finishing operations by cutting out low areas and replacing with patching mortar. Finish repaired areas to blend into adjacent concrete. Proprietary underlayment compounds may be used when acceptable.
 4. Repair defective areas, except random cracks and single holes not exceeding 1 inch (25 mm) in diameter, by cutting out and replacing with fresh concrete. Remove defective areas with clean, square cuts and expose reinforcing steel with at least 3/4 inch (19 mm) clearance all around. Dampen concrete surfaces in contact with patching concrete and apply bonding agent. Mix patching concrete of same materials to provide concrete of same type or class as original concrete. Place, compact, and finish to blend with adjacent finished concrete. Cure in same manner as adjacent concrete.
- E. Repair isolated random cracks and single holes 1 inch (25 mm) or less in diameter by dry-pack method. Groove top of cracks and cut out holes to sound concrete and clean of dust, dirt, and loose particles. Dampen cleaned concrete surfaces and apply bonding compound. Place dry-pack before bonding agent has dried. Compact dry-pack mixture in place and finish to match adjacent concrete. Keep patched area continuously moist for at least 72 hours.
- F. Perform structural repairs with prior approval of ENGINEER for method and procedure, using specified epoxy adhesive and mortar.
- G. Repair methods not specified above may be used, subject to acceptance of ENGINEER.

3.17 QUALITY CONTROL TESTING DURING CONSTRUCTION

- A. General: The CONTRACTOR will employ a testing agency to perform tests and to submit test reports, at no additional cost to the OWNER.
- B. Sampling and testing for quality control during concrete placement may include the following, as directed by ENGINEER.
1. Sampling Fresh Concrete: ASTM C 172, except modified for slump to comply with ASTM C 94.
 - a. Slump: ASTM C 143; one test at point of discharge for each day's pour of each type of concrete; additional tests when concrete consistency seems to have changed.
 - b. Air Content: ASTM C 173, volumetric method for lightweight or normal weight concrete; ASTM C 231, pressure method for normal weight concrete; one for each day's pour of each type of air-entrained concrete.

- c. Concrete Temperature: ASTM C 1064; one test hourly when air temperature is 40 deg F (4 deg C) and below, when 80 deg F (27 deg C) and above, and one test for each set of compressive-strength specimens.
 - d. Compression Test Specimen: ASTM C 31; one set of four standard cylinders for each compressive-strength test, unless otherwise directed. Mold and store cylinders for laboratory-cured test specimens except when field-cured test specimens are required.
 - e. Compressive-Strength Tests: ASTM C 39; one set for each day's pour exceeding 5 cu. yd. (4 cu. m) plus additional sets for each 50 cu. yd. (38 cu. m) more than the first 25 cu. yd. (19 cu. m) of each concrete class placed in any one day; one specimen tested at 7 days, two specimens tested at 28 days, and one specimen retained in reserve for later testing if required.
- 2. When frequency of testing will provide fewer than five strength tests for a given class of concrete, conduct testing from at least five randomly selected batches or from each batch if fewer than five are used.
 - 3. When total quantity of a given class of concrete is less than 50 cu. yd. (38 cu. m), ENGINEER may waive strength testing if adequate evidence of satisfactory strength is provided.
 - 4. When strength of field-cured cylinders is less than 85 percent of companion laboratory-cured cylinders, evaluate current operations and provide corrective procedures for protecting and curing the in-place concrete.
 - 5. Strength level of concrete will be considered satisfactory if averages of sets of three consecutive strength test results equal or exceed specified compressive strength and no individual strength test result falls below specified compressive strength by more than 500 psi (3.4 MPa).
- C. Test results will be reported in writing to ENGINEER within 3 days. Reports of compressive strength tests shall contain the Project identification name and number, date of concrete placement, name of concrete testing service, concrete type and class, location of concrete batch in structure, design compressive strength at 28 days, concrete mix proportions and materials, compressive breaking strength, and type of break for both 7-day tests and 28-day tests.
 - D. Nondestructive Testing: Impact hammer, sonoscope, or other nondestructive device may be permitted but shall not be used as the sole basis for acceptance or rejection.
 - E. Additional Tests: The testing agency will make additional tests of in-place concrete when test results indicate specified concrete strengths and other characteristics have not been attained in the structure. Testing agency may conduct tests to determine adequacy of concrete by cored cylinders complying with ASTM C 42, or by other methods as directed.

END OF SECTION

SECTION 03310
FLOWABLE FILL CONCRETE

PART 1 GENERAL

1.1 DESCRIPTION

Flowable fill is a low strength mixture of portland cement, sand, Class F fly ash, and water. It is proportioned to flow under and around the pipe requiring no compaction and little or no finishing. Flowable fill may be used by the CONTRACTOR as backfill material for pipe. When using flowable fill with aluminum pipe, an approved means of separation must be provided, such as bituminous coating.

PART 2 PRODUCT

2.2 MATERIALS

Ingredient materials shall meet the requirements specified in the following sections of the Standard Specifications:

Portland Cement, Type I	801
Sand	804
Fly Ash, Class F	844
Water	803

The flowable fill shall be initially mixed in the following proportions per cubic yard:

Cement (Minimum)	40 lbs.
Fly Ash	300 lbs.
Sand (SSD)	3000 lbs.
Water (Maximum)	550 lbs.

To expedite settlement of the flowable fill it will be necessary for bleed water to appear on the surface within 5 to 10 minutes after placement. A delay in bleeding indicates there are too many fines in the mixture or insufficient water. If the maximum water was added, the fly ash quantity shall be reduced in increments of 50 lbs. until mixture is bleeding freely. Approximately 60 lbs. of sand shall be added to replace each 50 lbs. increment of fly ash to maintain the original yield. The flowable fill is too dry when cracks develop as it flows into place.

A set of test cylinders shall be cast for each 300 cubic yards of flowable fill. Cylinders shall not be rodded, but the sides of the mold shall be tapped lightly after each layer. The test cylinders should be allowed to bleed for about 30 minutes, refilled, and then covered with a sheet of tough durable impervious plastic. Secure the plastic in place around the

mold, within one inch of the top, with a rubber band or string prior to covering with wet burlap. Remove the burlap after 24 hours and cure at 60E F to 90E F, in the shade, until 28 days old. Then remove the plastic covering and mold and perform compressive strength test. The average of the 28 days compressive strength tests is expected to be approximately 50 PSI.

PART 3 EXECUTION

3.3 CONSTRUCTION

Flowable fill shall be delivered in a revolving drum truck mixer conforming to Section 601 to insure that the mixture is in suspension when placed. Agitation is required during transportation and waiting time. Subsidence may occur if the mixture is not agitated. Normally, a trench can be backfilled directly from the truck chute or a pump may be used.

The flowable fill may extend from the top of the compacted bedding to the bottom of the pavement structure. Flowable fill shall be a minimum of 2 hours of age prior to the addition and compaction of any material above it.

When flowable fill is used, the CONTRACTOR may reduce the trench width to a minimum of 6 inches clear on each side of the pipe. Standing water in the trench does not have to be pumped out before backfilling with flowable fill.

Certain types of pipe may float, therefore backfilling may have to be done in lifts or else the pipe will need to be anchored. Backfilling in lifts is generally more applicable to long lines of pipe, allowing time for a substantial amount of the water to dissipate prior to applying the next lift. Anchors can be made of small lumber, metal straps, and must be adequately spaced. For larger diameter pipe, it may be possible to maintain a surge of flowable fill on top of the pipe to help prevent floating. Generally floating is not a problem after the level of the backfill is above the springline of the pipe. The CONTRACTOR is responsible to take whatever action is necessary to insure that the pipe remains in the correct horizontal position and at the specified elevation.

END OF SECTION

APPENDIX A
PROPERTY OWNER RELEASE

RELEASE

I/We, _____, in consideration of work

(Printed Name of Owner)

performed to date on the _____

(Name of Project)

including backfilling, grading, disposal of excavated and waste material, seeding and mulching, etc., hereby release _____ and its

(Name of Project Owner)

contractor _____ from claims

(Name of Contractor)

arising from the construction process. I/We reserve the right to require the contractor, noted above, through the project owner, to return during the warranty period, should portions of the disturbed areas fail to achieve adequate grass cover or other items constructed fail to meet normal expectations. Any claim shall be reviewed by the project owner or representative thereof to determine the legitimacy of the claim.

(Location: Street Address, City, State and Contact Number)

Signed this _____ day of _____, 20 _____.

X _____

Witness: _____

APPENDIX B
KYTC PERMIT



KENTUCKY TRANSPORTATION CABINET
 Department of Highways
 PERMITS BRANCH

TC 99-1A
 Rev. 10/2020
 Page 1 of 4

APPLICATION FOR ENCROACHMENT PERMIT

KYTC KEPT #: 05-2024-00039

SECTION 1: APPLICANT CONTACT INFORMATION

APPLICANT Farmdale Water District		ADDRESS 100 Highwood Drive	
EMAIL farmdalewater@gmail.com	CITY Frankfort	STATE KY	ZIP 40601
CONTACT NAME 1 Scottie Wooldridge	EMAIL farmdalewater@gmail.com	PHONE # 502-223-3562	CELL #
		CONTACT NAME 2 (if applicable) Chris Ralph	EMAIL farmdalewater@gmail.com
		PHONE # 502-223-3562	CELL # 502-316-1544

SECTION 2: PROPOSED WORK LOCATION

ADDRESS See Attached	CITY Frankfort	STATE Kentucky	ZIP 40601
COUNTY Franklin	ROUTE # Varies	MILE POINT Varies	LONGITUDE (X) Varies
		LATITUDE (Y) Varies	

ADDITIONAL LOCATION INFORMATION:
 See Attached

FOR KYTC USE ONLY

PERMIT TYPE: Air Right Entrance Utilities Vegetation Removal Other: _____

ACCESS: Full Partial by Permit **LOCATION:** Left Right Crossing

SECTION 3: GENERAL DESCRIPTION OF WORK

The Farmdale Water District proposes to upgrade several water lines several water lines that will encroach on KYTC right-of-way. Therefore, we are requesting an encroachment permit.

Please see attached R/W Summary for more details.

THE UNDERSIGNED APPLICANT(s), being duly authorized representative(s) or owner(s), DO AGREE TO ALL ORIGINAL UNEDITED TERMS AND CONDITIONS ON THE TC 99-1A, pages 1-4.



 SIGNATURE

 DATE

This is not a permit unless and until the applicant(s) receives an approved TC 99-1B from KYTC. This application shall become void if not approved by the cancellation date. The cancellation date shall be a minimum of one year from the date the applicant submits their application.



APPLICATION FOR ENCROACHMENT PERMIT

TERMS AND CONDITIONS

1. The permit, including this application and all related and accompanying documents and drawings making up the permit, remains in effect and is binding upon the Applicant/Permittee, its successors and assigns, as long as the encroachment(s) exists and also until the permittee is finally relieved by the Department of Highways from all its obligations.
2. Applicant shall meet all requirements of the Clean Water Act if the project will disturb one acre or more, the applicant shall obtain a KPDES KYR10 Permit from the Kentucky Division of Water. All disturbed areas shall meet the requirements of the Department of Highway's Standard Specifications, Sections 212 and 213, as amended.
3. **INDEMNITY:**
 - A. **PERFORMANCE BOND:** The permittee shall provide to the Department a performance bond according to the Permits Manual, Section PE-203 as a guarantee of conformance with the Department's Encroachment Permit requirements.
 - B. **PAYMENT BOND:** At the discretion of the department, a payment bond shall be required of the permittee to ensure payment of liquidated damages assessed to the permittee.
 - C. **LIABILITY INSURANCE:** Liability insurance shall be required of the permittee (in an amount approved by the department) to cover all liabilities associated with the encroachment.
 - D. It shall be the responsibility of the permittee, its successors and assigns, to maintain all indemnities in full force and effect until the permittee is authorized to release the indemnity by the Department.
4. A copy of this application and all related documents making up the approved permit shall be given to the applicant and shall be made readily available for review at the work site at all times.
5. Perpetual maintenance of the encroachment is the responsibility of the permittee, its successors and assigns, with the approval of the Department as required, unless otherwise stated.
6. Permittee, its successors and assigns, shall comply with and agree to be bound by the requirements and terms of (a) this application and all related documents making up the approved permit, (b) by the Department's Permits Manual, and (c) by the Manual on Uniform Traffic Control Devices, both manuals as revised to and in effect on the date of issuance of the permit, all of which documents are made a part thereof by this reference. Compliance by the permittee, its successors and assigns, with subsequent revisions to applicable provisions of either manual or other policy of the Department may be made a condition of allowing the encroachment to persist under the permit.
7. Permittee agrees that this and any encroachment may be ordered removed by the Department at any time, and for any reason, upon thirty days written notice to the last known address of the applicant or to the address at the location of the encroachment. The permittee agrees that the cost of removing and of restoring the associated right-of-way is the responsibility of the permittee, its successors and assigns.
8. Permittee, its successors and assigns, agree that if the Department determines that motor vehicular safety deficiencies develop as a result of the installation or use of the encroachment, the permittee, its successors and assigns, shall provide and bear the expenses to adjust, relocate, or reconstruct the facilities, add signs, auxiliary lanes, or other corrective measures reasonably deemed necessary by the Department within a reasonable time after receipt of a written notice of such deficiency. The period within which such adjustments, relocations, additions, modifications, or other corrective measures must be completed will be specified in the notice.
9. Where traffic signals are required as a condition of granting the requested permit or are thereafter required to correct motor vehicular safety deficiencies, as determined by the Department, the costs for signal equipment and installation(s) shall be borne by the permittee, its successors and assigns and the Department in its reasonable discretion and only in accordance with the Department's current policy set forth in the Traffic Operations Manual and Permits Manual. Any modifications to the permittee's entrance necessary to accommodate signalization (including necessary easement(s) on private property) shall be the responsibility of the permittee, its successors and assigns, at no expense to the Department.



APPLICATION FOR ENCROACHMENT PERMIT

10. The requested encroachment shall not infringe on the frontage rights of an abutting owner without their written consent as hereinafter described. Each abutting owner shall express their consent, which shall be binding on their successors and assigns, by the submission of a notarized statement as follows, "I (we), _____, hereby consent to the granting of the permit requested by the applicant along Route _____, which permit does affect frontage rights along my (our) adjacent real property." By signature(s) _____, subscribed and sworn by _____, on this date _____.
11. The permit, if approved, is subject to the agreement that it shall not interfere with any similar rights or permit(s) previously granted to any other party, except as otherwise provided by law.
12. Permittee shall include documentation which describes the facilities to be constructed. Permittee, its successors and assigns, agree as a condition of the granting of the permit to construct and maintain any and all permitted facilities or other encroachments in strict accordance with the submitted and approved permit documentation and the policies and procedures of the Department. Permittee, its successors and assigns, shall not use facilities authorized herein in any manner contrary to that prescribed by the approved permit. Only normal usage as contemplated by the parties and by this application and routine maintenance are authorized by the permit.
13. Permittee, its successors and assigns, at all times from the date permitted work is commenced until such time as all permitted facilities or other encroachments are removed from the right-of-way and the right-of-way restored, **shall defend, protect, indemnify and save harmless** the Department from any and all liability claims and demands arising out of the work, encroachment, maintenance, or other undertaking by the permittee, its successors and assigns, related or undertaken pursuant to the granted permit, due to any claimed act or omission by the permittee, its servants, agents, employees, or contractors. This provision shall not inure to the benefit of any third party nor operate to enlarge any liability of the Department beyond that existing at common law or otherwise if this right to indemnity did not exist.
14. Upon a violation of any provision of the permit, or otherwise in its reasonable discretion, the Department may require additional action by the permittee, its successors and assigns, up to and including the removal of the encroachment and restoration of the right-of-way. In the event additional actions required by the Department under the permit are not undertaken as ordered and within a reasonable time, the Department may in its discretion cause those or other additional corrective actions to be undertaken and the Department shall recover the reasonable costs of those corrective actions from the permittee, its successors and assigns.
15. Permittee, its successors and assigns, shall use the encroachment premises in compliance with all requirements of federal law and regulation, including those imposed pursuant to Title VI of the Civil Right Act of 1964 (42 U.S.C. § 2000d et seq.) and the related regulations of the U.S. Department of Transportation in Title 49 C.F.R. Part 21, all as amended.
16. Permittee, its successors and assigns, agree that if the Department determines it is necessary for the facilities or other encroachment authorized by the permit to be removed, relocated or reconstructed in connection with the reconstruction, relocation or improvement of a highway, the Department may revoke permission for the encroachment to remain under the permit and may order its removal, relocation or reconstruction by the permittee, its successors and assigns, at the expense of the permittee, except where the Department is required by law to pay any or all of those costs.



APPLICATION FOR ENCROACHMENT PERMIT

- 17. Permittee agrees that the authorized permit is personal to the permittee and shall remain in effect until such time as (a) the permittee's rights to the adjoining real property to have benefitted from the requested encroachment have been relinquished, (b) until all permit obligations have been assumed by appropriate successors and assigns, and (c) unless and until a written release from permit obligations has been granted by the Department. The permit and its requirements shall also bind the real property to have benefitted from the requested encroachment to the extent permitted by law. The permit and the related encroachment become the responsibility of the successors and assigns of the permittee and the successors and assigns of each property owner benefitting from the encroachment, or the encroachment may not otherwise permissibly continue to be maintained on the right-of-way. (Does not apply to utility encroachments serving the general public.)
- 18. If work authorized by the permit is within a highway construction project in the construction phase, it shall be the responsibility of the permittee to make personal contact with the Department's Engineer on the project in order to coordinate all permitted work with the Department's prime contractor on the project.
- 19. This permit is not intended to, nor shall it, affect, alter or alleviate any requirement imposed upon the permittee, its successors and assigns, by any other agency.
- 20. Permittee, its successors and assigns, agree to contain and maintain all dirt, mud, and other debris emanating from the encroachment away from the surrounding right-of-way and the travel way of the highway hereafter and at all times that its obligations under the permit remain in effect.
- 21. Before You Dig: The contractor is instructed to call 1-800-752-6007 to reach KY 811, the One-Call system for information on the location of existing underground utilities. The call is to be placed a minimum of two (2) and no more than ten (10) business days prior to excavation. The contractor should be aware that the owners of underground facilities are not required to be members of the KY 811 One-Call Before U-Dig (BUD) service. The contractor must coordinate excavation with the utility owners, including those whom do not subscribe to KY 811. It may be necessary for the contractor to contact the County Clerk to determine what utility companies have facilities in the area.
- 22. The undersigned Utility acknowledges ownership and control of the facilities proposed to be installed, modified, or extended by the Applicant/Permittee and agrees to be bound by the requirements and terms of this application and all related documents making up the approved permit, by the Department's Permits Guidance Manual, and by all applicable regulations and statutes in effect on the date of issuance of the permit. This information and application is certified correct to the best knowledge and belief of the undersigned Utility.

Farmdale Water District

UTILITY

Scottie Wooldridge

NAME (Utility Representative)

SIGNATURE (Utility Representative)

Chairman

TITLE (Utility Representative)

DATE



To Submit a Locate Request
24 Hours a Day, Seven Days a Week
Call 811 or 800-752-6007



ENCROACHMENT PERMIT

KEPTS No.: 05-2024-00039

Permittee: Farmdale Water District

Latitude: 38.150969,38.148024,38.147945,38.143895,38.155014

Longitude: -84.89402,-84.89841,-84.89501,-84.90047,-84.87184

Completion Date: 01-17-2025

Coordinates provided on the TC 99-1(B) are the approved location for this permit.

Indemnities		
Type	Amount Required	Tracking Number
Performance Bond	\$29,000.00	
Payment Bond		
Liability Insurance		

This permit has been:

APPROVED **DENIED**

Tara Young, P.E.	Transportation Engineer II
NAME	TITLE

SIGNATURE	DATE

The TC 99-1(B), including the application TC-99 1(A) and all related and accompanying documents and drawings make up the permit. It is not a permit unless both the TC 99-1(A) and TC 99-1(B) are both present.

ENCROACHMENT PERMIT GENERAL NOTES & SPECIFICATIONS

I. SAFETY

A. General Provisions

- All signs and control of traffic shall be in accordance with the Manual on Uniform Traffic Control Devices (MUTCD) for Streets and Highways, latest edition, Part 6, and safety requirements shall comply with the KYTC Permits Manual. Federal law requires that traffic control shall be implemented in accordance with MUTCD standards, KYTC's Standard Specifications for Road and Bridge Construction (KYTC SSRBC), current edition and under the supervision of a certified Work Zone Traffic Control Supervisor.
- All work necessary in shoulder or ditch line areas of a state highway shall be scheduled to be promptly completed so that hazards adjacent to the traveled way are kept to an absolute minimum.
- No more than one (1) traveled-lane shall be blocked or obstructed during normal working hours. All signs, flaggers and other devices during lane closures shall conform to the MUTCD. The traveled-way and shoulders shall be kept clear of mud and other construction debris at all times during construction of the permitted facility. No non-construction equipment or vehicles or office trailers shall be allowed on the right of way during working hours. The right of way shall be left free and clear of equipment, material, and vehicles during non-working hours.
- When necessary to block one (1) traveled-lane of a state highway, the normal working hours shall be as directed by the Department. No lanes shall be blocked or obstructed during adverse weather conditions (rain, snow, fog, etc.) without specific permission from the Department.
- Normal working hours for lane closures shall be between **9:00 A.M.—3:00 P.M., weekdays**. All exceptions regarding lane closures and working hours must be submitted and approved in advance by the Department.
- All materials and methods of construction shall be in accordance with the latest edition of the KYTC SSRBC.
- Date and time restrictions pertaining to this permit are as follows:

--

B. Explosives

- No explosive devices or explosive material shall be used within state right of way without proper license and approval of the Kentucky Department of Mines and Minerals, Explosive Division.

C. OSHA

- Kentucky Occupational Safety and Health Standards for the construction industry, which has the effect of law, states in part: (Page 52, 1926.651, Specific Excavation Requirements) "Prior to opening an excavation, effort shall be made to determine whether underground installations, (sewer, telephone, water, fuel, electric lines, etc.) will be encountered, and if so, where such underground installations are located. When the excavation approaches the estimated location of such an installation, the exact location shall be determined, and when it is uncovered, proper supports shall be provided for the existing installation. Utility companies shall be contacted and advised of proposed work prior to the start of actual excavation."

D. Archaeological

- Whenever materials of an archaeological nature are discovered during the course of construction work or maintenance operations, contact shall be made immediately with the Division of Environmental Analysis, which maintains an archaeologist on staff, or with the Office of the State Archaeologist located at the University of Kentucky. Following this consultation, further action shall be decided on a case-by-case basis by the State Highway Engineer or the Transportation Planning Engineer or their designated representative.

E. Environmental

- If the activity to which this permit related disturbs one acre or more of land, you must obtain a KPDES KYR10 permit. Information can be found at <http://water.ky.gov/permitting/Pages/GeneralPermits.aspx>

II. UTILITIES

- The permittee shall be responsible for any damage to existing utilities. Any utility modifications or relocations within state right of way necessary, as determined by the Department or by the owner of the utility, shall be at the expense of the permittee and subject to the approval of the Department.
- All existing manholes and valve boxes shall be adjusted to be flush with finished grade.
- Encasement pipe shall conform to current standards for highway crossings in accordance with the KYTC Permits Manual. Pipe encasing shall not be required if the pipe interior diameter is 2" or less.
- Parallel utilities shall be constructed between back slope of ditch line and right-of-way line and shall have a minimum of 30" cover above top of pipe or conduit.
- All pavement cuts shall be restored per KYTC SSRBC and the District 5 Pavement Restoration drawing.
- Aerial crossing of utility lines shall have a minimum clearance of 18' from the high point of the roadway to the low point of the line.
- The clear zone requirement shall be met to the extent possible in accordance with the AASHTO Roadside Design Guide.
- The minimum depth for underground utilities is 42" under roadways, ramps, and ditch lines, and a minimum depth of 30" in all other areas within state right of way except for natural gas and petroleum fraction lines.
- Natural gas and petroleum fraction lines require a minimum depth of 60" under roadways, ramps, and ditch lines and a minimum depth of 42" cover when located outside of ditch lines.
- Any excavation within 3' of edge of pavement will require flowable fill as backfill. Flowable fill shall be in accordance with the KYTC SSRBC.

Utility notes specific to fully-controlled access highways ONLY:

- All work necessary within the right-of-way shall be performed behind a temporary woven wire fence erected prior to the start of work. The temporary fence shall be removed immediately upon completion of work on the right-of-way, and the control of access immediately restored to original condition, in accordance with the KYTC SSRBC. All vents, valves, manholes, etc., shall be located outside of the right-of-way. Encasement pipe shall extend from right-of-way line to right-of-way line and shall be one continuous run of pipe. The encasement pipe shall be welded at all joints. The boring pit and tail ditch shall extend past the existing toe of slope or bottom of ditch line and shall be a minimum of 42" deep. Work in interstate right-of-way requires approval from Federal Highway Administration (FHWA).

III. DRAINAGE

- Any negative impact to existing drainage will be the applicant's responsibility to repair in accordance with the KYTC SSRBC.
- All pipe shall be laid in a straight alignment, to proper grades, and with all materials and methods of installation including bedding and joint seating.
- Ensure no standing water on or along any new construction, regardless of existing conditions. This includes, but is not limited to: curb & gutter, header curb, entrances, sidewalk ramps, etc. If pooling water or evidence of such is found during the final inspection, the Permittee will be required to remedy prior to release of the permit.
- All drainage structures and appurtenances (manholes, catch basins, curbing, inlet basins, etc.) shall conform to the KYTC SSRBC and shall be constructed in accordance with the KYTC Standard Drawings.

IV. PAVING

- No bituminous pavement shall be installed within the right of way between November 15 and April 1, nor when the temperature is below 40 degrees Fahrenheit, without the express written consent of the Department. No bituminous pavement shall be installed when the underlying course is wet.
- Paving within the right of way shall be as follows:
 - Base (Type): _____, (Thickness) _____
 - Base (Type): _____, (Thickness) _____
 - Base (Type): _____, (Thickness) _____
 - Finished Surface (Type) _____, (Thickness) _____

- ***Paving requirements specific to this permit:***

- Any permittee performing road cuts must restore the pavement to pre-existing conditions. Pictures/videos are recommended to ensure proper placement of signs and pavement markings that are temporarily removed for paving operations. In some cases, a pre-work inventory may be requested from the Department. Per Section 713 of the KYTC SSRBC, prepare and keep a written record of the locations of existing pavement markings, and furnish a copy to the Department before removing or obliterating the markings. Notify the Department a minimum of 14 calendar days prior to re-installing the final markings to verify if any modifications are needed.
- Existing pavement and shoulder material shall be removed to accommodate the above paving specifications. Existing pavement shall be removed until full depth mainline pavement is encountered to prevent any deficient sections. If field conditions do not match the plan and additional removal is required to ensure full depth pavement, contact the Department for approval of removal limits.
- The finished surface of all new pavement within the right-of-way shall be true to the required slope and grade, uniform in density and texture, free of irregularities, and equivalent in riding qualities to the adjacent highway pavement or as determined by KYTC or the KYTC SSRBC.
- All materials and methods of construction, including base and subgrade preparation, shall be in accordance with KYTC's Standard Specifications. Notify the Department a minimum of 48 hours prior to beginning paving operations.

Phone: 502-210-5400; Permits Section

- Existing edge of pavement shall be saw-cut to provide a straight and uniform joint for new pavement. An approved joint sealer, in accordance with the KYTC SSRBC (latest edition), shall be applied between new and existing pavements. Ensure the remaining pavement section is sufficient and matches the planned section. If the existing pavement section is thinner, contact the Department prior to continuing construction to determine if additional pavement needs to be removed.

V. ENTRANCES

- KYTC does not take responsibility for any plans associated with an approved permit. All plans shall be reviewed and stamped by a Professional Engineer and shall conform to all KYTC and any other applicable standards. Even after approval of the permit, if the Department finds any of the construction requires modification to meet standards or if a design or construction flaw is discovered, direction will be given to the Permittee and the change performed at no cost to the Department.
- Encroachment permits issued by KYTC in no way supersede local planning/zoning requirements or subdivision regulations. KYTC has no authority with zoning changes.
- Commercial entrances must be paved to the right-of-way line. Any deviations must be approved by KYTC before installation.
- KYTC can dictate drainage improvement installation during construction or after the entrance is at final grade. The permit release does not release the permit applicant from drainage maintenance.
- Signs (ground-mounted and span-mounted), stop bars, crosswalk, and proper lane markings must be in-place before the entrance is open for traffic. Lane width modifications must be approved by the Department.

VI. TRAFFIC

- Any contractor performing work within the vicinity of KYTC roadway lighting / school zone flashers or any Intersection with a traffic signal must specifically request traffic signal locates at least **two (2)** weeks prior to starting work in the right of way. For work near roadway lighting, request locates from the KYTC District 5 Traffic section at 502-338-5273. For work near traffic signals or school flashers in Jefferson County, contact Tammy Baum at 502-574-3261. For work near traffic signals or school flashers outside Jefferson County, request locates from the KYTC District 5 Traffic section at 502-550-0803.
- The applicant must document the condition of all KYTC Roadway signage that is within the work area, prior to beginning work. The applicant must ensure that any signs impacted by the permitted work remain in place, whenever possible and remain undamaged. In the event that any signs have to be removed, it is the applicant's responsibility to document the sign's location before removal and to install the original or new sign per KYTC Standards for sign installation at the same or approximate location. If any questions arise about sign placement, the applicant must contact the District 5 Traffic section for comments.
- Any thermoplastic or striping damaged during the encroachment must be restored in a timely manner per KYTC SSRBC. Stop bars, arrows, words and crosswalks shall be thermoplastic material and all markings must be replaced / refreshed in their entirety. This work must be performed by a KYTC pre-qualified contractor.
- Any work within 10' of a pole, pole base or traffic facility must receive prior approval from the District 5 Traffic Engineer. Excavating near a signal, lighting pole or anchoring facility must be done so that it does not impact the structural integrity of the pole or base. The applicant must show calculations and plans for the excavation before receiving approval.
- If the scope of the permit involves a signal build or rebuild, it is the applicant's responsibility to apply for any required electrical service & pay for any associated fees, as well as request a field inspection and activation from the KYTC District 5 Traffic section. If the signal modifications require timing or phasing changes, this must be requested at least **two (2)** weeks in advance of the desired change. Applicant will be required to provide variable message boards for all approaches to notify motorists of the signal's activation, at least **two (2)** weeks prior to the turn on date. KYTC will not take ownership of permitted signals until the electrical inspection is formally accepted and approved.
- Work which impacts traffic loops requires 48-hour notice to the KYTC District 5 Traffic signal section at 502-550-0803. Accidental damage of a traffic loop must be reported immediately to the KYTC District 5 Traffic signal section at 502-550-0803 (Evenings / Weekends - 502-564-2080). Traffic loops out of operation for more than five working days will subject the applicant to the possible cancellation of the permit and a claim against the bond for the cost of the repairs. Loop repair must be performed by a KYTC pre-qualified contractor and must be coordinated with the KYTC District 5 Traffic section.

VII. SIDEWALK SPECIFICATIONS

A. New Sidewalks

- Sidewalks shall be constructed of Class A concrete (3,500 psi.), shall be a minimum of 5' in width, 8" in thickness across the bituminous entrance, and 4" in thickness across the remaining sections. The width of the sidewalk must meet current ADA (Americans with Disabilities Act) guidelines.
- Sidewalks shall have tooled joints not less than 1" in depth at five (5') foot intervals, and pre-molded expansion joints extending entirely through the sidewalk at intervals not to exceed 50'. See more in Section 505 of the KYTC SSRBC for information relating to this requirement.
- All new sidewalk construction shall demonstrate a cross-slope less than or equal to 2.0% in accordance with ADA standards. Constructing sidewalk with a cross-slope of 1.5% is recommended.
- All new sidewalk construction will be inspected utilizing a 24" long digital inclinometer, with data measured to the **tenth of a percent-grade accuracy**.

B. Existing Sidewalks

- Use of the sidewalk shall not be blocked or obstructed and a usable walkway shall be maintained across the construction area at all times per ADA requirements and MUTCD specifications. Sidewalk closures must be approved by the Department before implementation.
- The location and design of ADA ramps (truncated domes/tactile warnings/etc.) will need to be field verified by the Department before installation. Any retrofitting will require the adherence to current ADA guidelines. If field conditions do not match the plans, contact the Department for approval of any modifications.
- Any section of sidewalk that becomes damaged shall be entirely replaced to match existing sections.

VIII. RIGHT OF WAY RESTORATION

- All disturbed portions of the right of way shall be restored to grass as per KYTC SSRBC (latest edition). A satisfactory turf, as determined by the Department, shall be established by the permittee prior to release of indemnity. Sodding or seeding shall be as follows:

Lawn or High Maintenance Situation: 70% Lawn Fescue (e.g., variety - Falcon) and 30% Bluegrass or 70% Lawn Rye (e.g., variety - Derby) and 30% Bluegrass

Right of Way Lawn Maintenance Situation: 70% KY 31 Fescue and 30% Perennial Rye Grass or 100% KY Fescue

- Two tons of clean straw mulch per acre of seeding.
- Prior to seeding, the ground shall be prepared in accordance with the KYTC SSRBC (latest edition).
- Substitutes for sod such as artificial turf, rocked mulch, or paved areas may be acceptable if they are aesthetically pleasing and receive prior approval from KYTC.
- All ditch-flow lines and all ditch-side slopes shall be sodded.
- Existing concrete right of way markers shall not be disturbed. If damaged in any way, they shall be entirely replaced by the permittee with new concrete markers to match the original markers, in accordance with Kentucky Department of Highways Standard Drawing for Right-Of-Way Monuments (current version). Markers that are entirely removed shall be re-established in the proper locations by the permittee and to the satisfaction of the Department. All right of way monuments must be installed by a licensed Land Surveyor.

IX. RIGHT OF WAY FENCE RESTORATION

- The replacement fence shall be a height of at least 48" and shall be of sufficient density to contain all animals (if applicable).
- The replacement fence shall be a minimum of 1' and a maximum of 2' outside the right-of-way line.
- The fence materials and design shall meet accepted industry standards and be treated as paintable. Durable finish materials such as vinyl are also acceptable.
- The permittee shall be required to maintain the fence in a high state of service. Access from the roadway for the purpose of maintenance will not be allowed. All work on the fence must be accessed from private property.
- The existing fence shall be removed by permittee and stored at the Department's maintenance storage yard for future reuse by the Department. If not, the Department must be reimbursed for the cost of the fence removed from the site.

NOTICE TO PERMITTEE

THE PERMITTEE AGREES THAT ALL WORK WITHIN THE EXISTING RIGHT OF WAY SHALL BE DONE IN ACORDANCE WITH THE PLANS AS APPROVED AND PERMITTED BY AN ENCROACHMENT PERMIT. ANY CHANGES OR VARIANCES MADE AT THE TIME OF CONSTRUCTION WITHOUT WRITTEN APPROVAL FROM THE DEPARTMENT OF HIGHWAYS SHALL BE REMOVED BY THE PERMITTEE AT NO EXPENSE TO THE DEPARTMENT OF HIGHWAYS AND SHALL BE REDONE BY THE PERMITTEE TO CONFORM WITH THE APPROVED PLANS.



**TYPICAL HIGHWAY BORE DETAIL
 - FOR NON-FULLY CONTROLLED HIGHWAYS -**

Sheet 1

KYTC KEPT #: 05-2024-00039

SECTION 1: HIGHWAY INFORMATION

COUNTY: Franklin	ROUTE: KY 1665	MILE POINT: 0.01	PAVEMENT WIDTH: 30'
---------------------	-------------------	---------------------	------------------------

SECTION 2: UTILITY INFORMATION

UTILITY TYPE: Water	PIPE TYPE: PVC	DIAMETER: 6"
------------------------	-------------------	-----------------

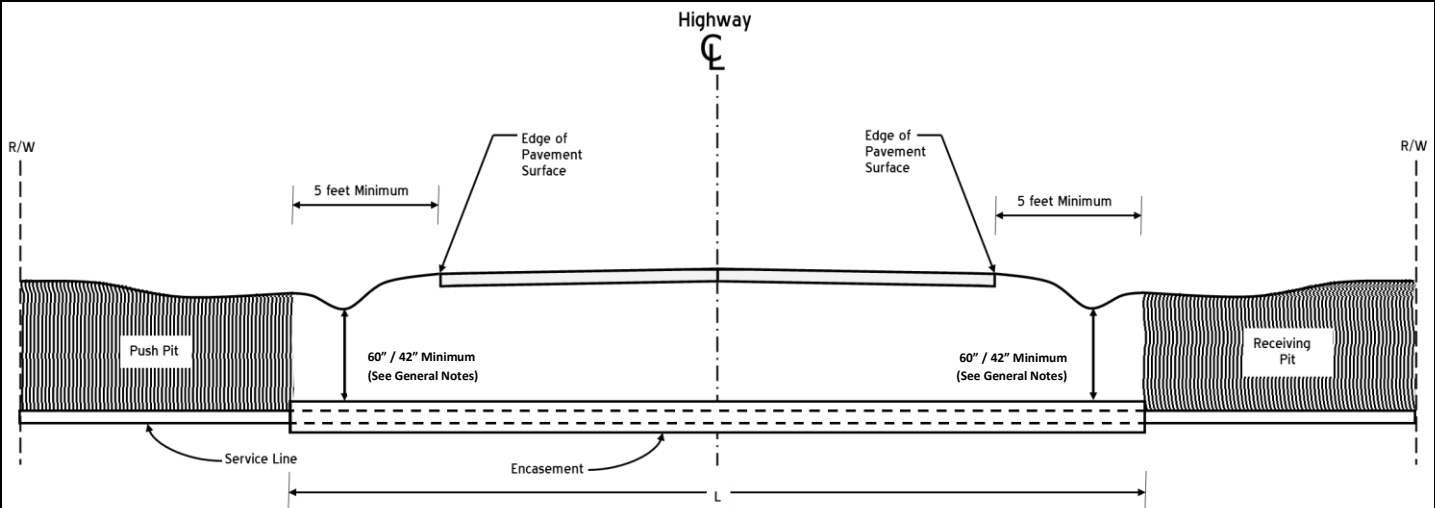
SECTION 3: ENCASEMENT INFORMATION

ENCASEMENT TYPE: Steel	DIAMETER: 10"
---------------------------	------------------

SECTION 4: BORE INFORMATION

BORE TYPE: Bore & Jack	LENGTH (L): 60'	DIAMETER: 10"
---------------------------	--------------------	------------------

SECTION 5: DETAIL FOR NON-FULLY CONTROLLED HIGHWAYS



SECTION 6: GENERAL NOTES

- Push Pit and Receiving Pit shall be backfilled and thoroughly compacted.
- All ditch lines are to remain open at all times and restored to original condition.
- Shape, Seed and Straw all disturbed areas immediately after completing the work.
- Provide traffic control as required to ensure the safety of the traveling public in accordance with the current edition of the *Manual on Uniform Traffic Control Devices*.
- The minimum depth for underground electrical lines and natural gas and petroleum fraction lines under roadways, ramps, and ditch lines is **60"**. The minimum depth for underground electrical lines, natural gas and petroleum fraction lines, and all other underground utilities is **42"** in all other areas, unless NESG requires additional depth.
- See [KYTC Permits Manual](#) for all requirements and specifications.



**TYPICAL HIGHWAY BORE DETAIL
 - FOR NON-FULLY CONTROLLED HIGHWAYS -**

Sheet 8

KYTC KEPT #: 05-2024-00039

SECTION 1: HIGHWAY INFORMATION

COUNTY: Franklin	ROUTE: US 127	MILE POINT: 3.38	PAVEMENT WIDTH: 120'
---------------------	------------------	---------------------	-------------------------

SECTION 2: UTILITY INFORMATION

UTILITY TYPE: Water	PIPE TYPE: PVC	DIAMETER: 6"
------------------------	-------------------	-----------------

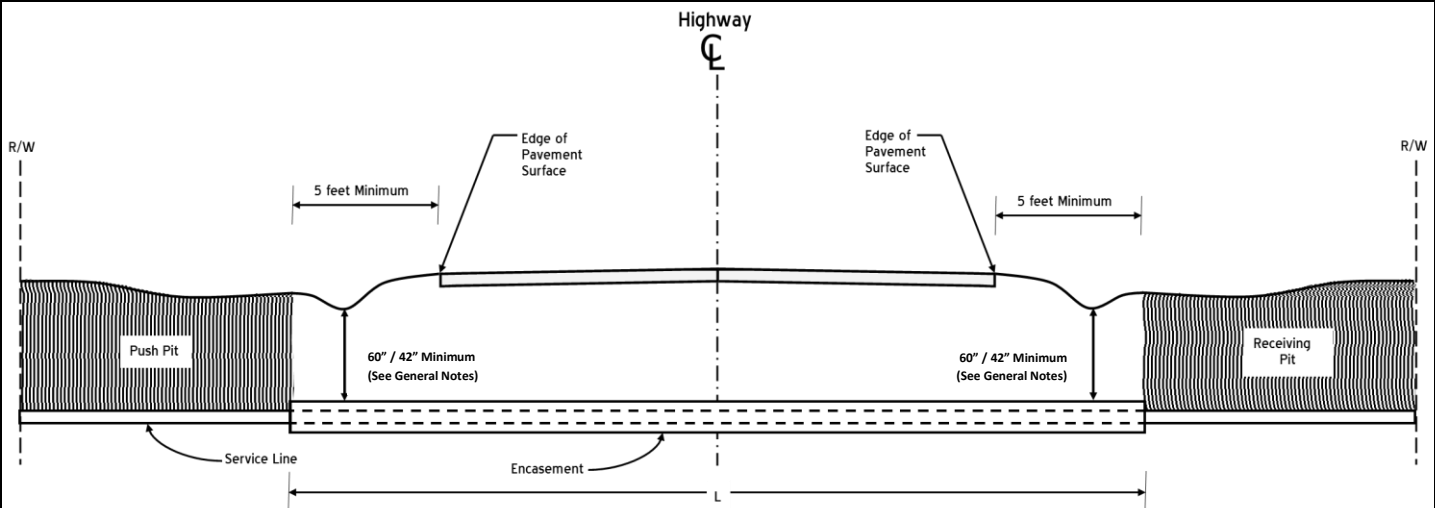
SECTION 3: ENCASEMENT INFORMATION

ENCASEMENT TYPE: Steel	DIAMETER: 10"
---------------------------	------------------

SECTION 4: BORE INFORMATION

BORE TYPE: Bore & Jack	LENGTH (L): 170'	DIAMETER: 10"
---------------------------	---------------------	------------------

SECTION 5: DETAIL FOR NON-FULLY CONTROLLED HIGHWAYS



SECTION 6: GENERAL NOTES

- Push Pit and Receiving Pit shall be backfilled and thoroughly compacted.
- All ditch lines are to remain open at all times and restored to original condition.
- Shape, Seed and Straw all disturbed areas immediately after completing the work.
- Provide traffic control as required to ensure the safety of the traveling public in accordance with the current edition of the *Manual on Uniform Traffic Control Devices*.
- The minimum depth for underground electrical lines and natural gas and petroleum fraction lines under roadways, ramps, and ditch lines is **60"**. The minimum depth for underground electrical lines, natural gas and petroleum fraction lines, and all other underground utilities is **42"** in all other areas, unless NESC requires additional depth.
- See [KYTC Permits Manual](#) for all requirements and specifications.



**TYPICAL HIGHWAY BORE DETAIL
 - FOR NON-FULLY CONTROLLED HIGHWAYS -**

Sheet 10

KYTC KEPT #: 05-2024-00039

SECTION 1: HIGHWAY INFORMATION

COUNTY: Franklin	ROUTE: KY 420	MILE POINT: 0.12	PAVEMENT WIDTH: 60'
---------------------	------------------	---------------------	------------------------

SECTION 2: UTILITY INFORMATION

UTILITY TYPE: Water	PIPE TYPE: PVC	DIAMETER: 6"
------------------------	-------------------	-----------------

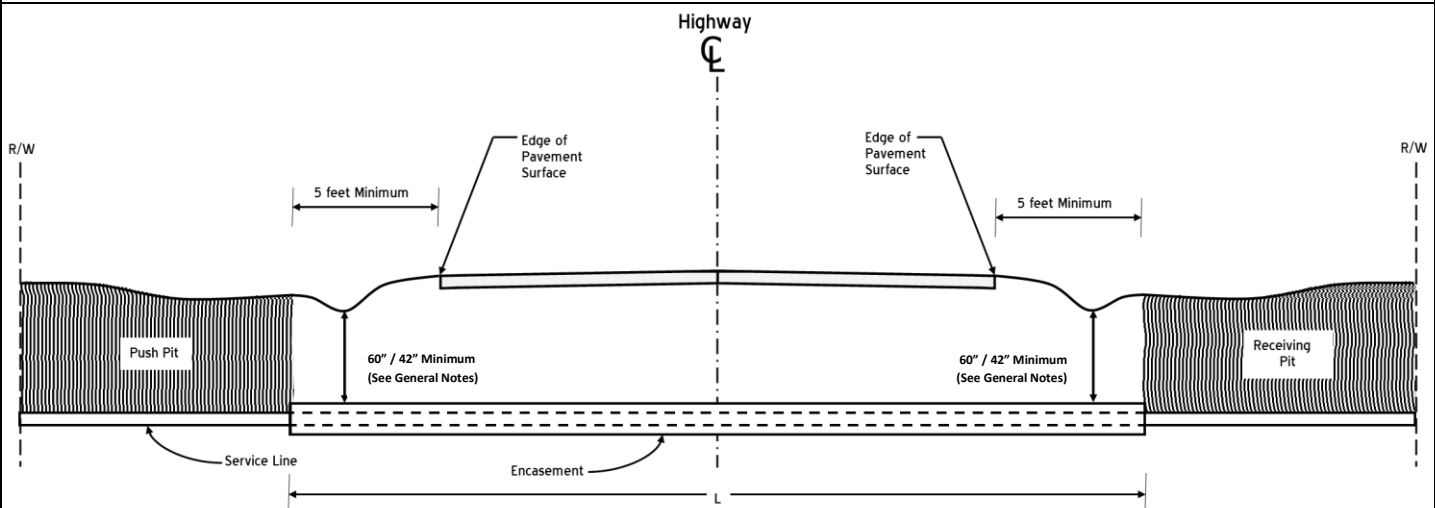
SECTION 3: ENCASEMENT INFORMATION

ENCASEMENT TYPE: Steel	DIAMETER: 10"
---------------------------	------------------

SECTION 4: BORE INFORMATION

BORE TYPE: Bore & Jack	LENGTH (L): 100'	DIAMETER: 10"
---------------------------	---------------------	------------------

SECTION 5: DETAIL FOR NON-FULLY CONTROLLED HIGHWAYS



SECTION 6: GENERAL NOTES

- Push Pit and Receiving Pit shall be backfilled and thoroughly compacted.
- All ditch lines are to remain open at all times and restored to original condition.
- Shape, Seed and Straw all disturbed areas immediately after completing the work.
- Provide traffic control as required to ensure the safety of the traveling public in accordance with the current edition of the *Manual on Uniform Traffic Control Devices*.
- The minimum depth for underground electrical lines and natural gas and petroleum fraction lines under roadways, ramps, and ditch lines is **60"**. The minimum depth for underground electrical lines, natural gas and petroleum fraction lines, and all other underground utilities is **42"** in all other areas, unless NESG requires additional depth.
- See [KYTC Permits Manual](#) for all requirements and specifications.



**TYPICAL HIGHWAY BORE DETAIL
 - FOR NON-FULLY CONTROLLED HIGHWAYS -**

Sheet 10

KYTC KEPT #: 05-2024-00039

SECTION 1: HIGHWAY INFORMATION

COUNTY: Franklin	ROUTE: KY 3163	MILE POINT: 0.01	PAVEMENT WIDTH: 35'
---------------------	-------------------	---------------------	------------------------

SECTION 2: UTILITY INFORMATION

UTILITY TYPE: Water	PIPE TYPE: PVC	DIAMETER: 6"
------------------------	-------------------	-----------------

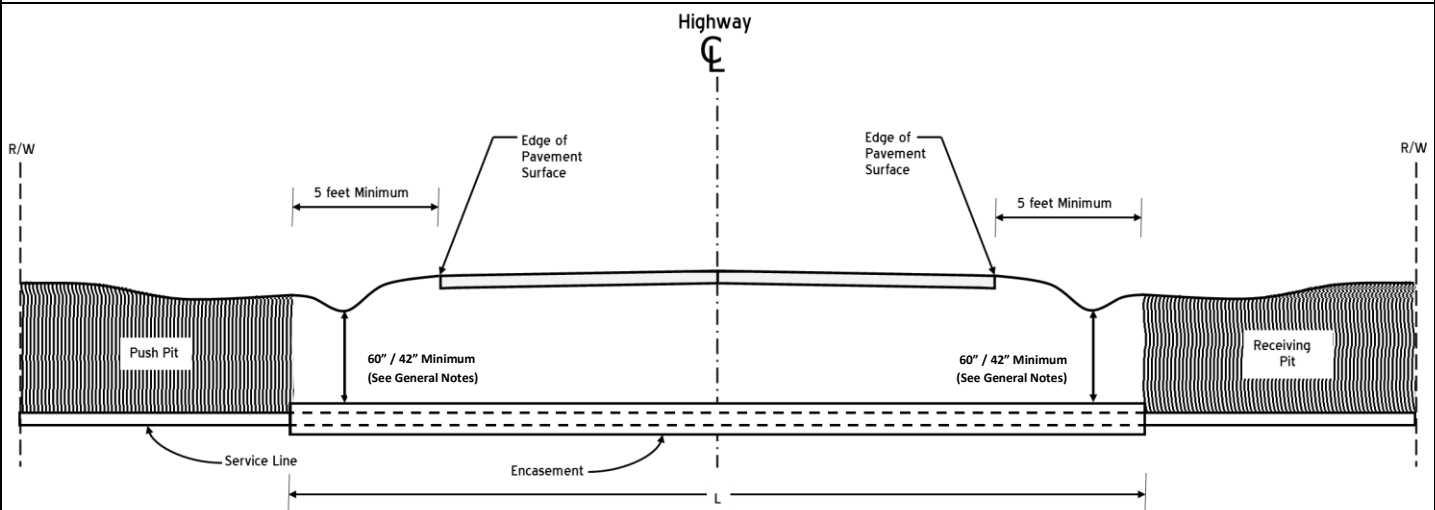
SECTION 3: ENCASEMENT INFORMATION

ENCASEMENT TYPE: Steel	DIAMETER: 10"
---------------------------	------------------

SECTION 4: BORE INFORMATION

BORE TYPE: Bore & Jack	LENGTH (L): 70'	DIAMETER: 10"
---------------------------	--------------------	------------------

SECTION 5: DETAIL FOR NON-FULLY CONTROLLED HIGHWAYS



SECTION 6: GENERAL NOTES

- Push Pit and Receiving Pit shall be backfilled and thoroughly compacted.
- All ditch lines are to remain open at all times and restored to original condition.
- Shape, Seed and Straw all disturbed areas immediately after completing the work.
- Provide traffic control as required to ensure the safety of the traveling public in accordance with the current edition of the *Manual on Uniform Traffic Control Devices*.
- The minimum depth for underground electrical lines and natural gas and petroleum fraction lines under roadways, ramps, and ditch lines is **60"**. The minimum depth for underground electrical lines, natural gas and petroleum fraction lines, and all other underground utilities is **42"** in all other areas, unless NESG requires additional depth.
- See [KYTC Permits Manual](#) for all requirements and specifications.



**TYPICAL HIGHWAY BORE DETAIL
 - FOR NON-FULLY CONTROLLED HIGHWAYS -**

Sheet 11

KYTC KEPT #: 05-2024-00039

SECTION 1: HIGHWAY INFORMATION

COUNTY: Franklin	ROUTE: KY 3166 Burlington Ln	MILE POINT: Known	PAVEMENT WIDTH: 35'
---------------------	---------------------------------	----------------------	------------------------

SECTION 2: UTILITY INFORMATION

UTILITY TYPE: Water	PIPE TYPE: DI	DIAMETER: 6"
------------------------	------------------	-----------------

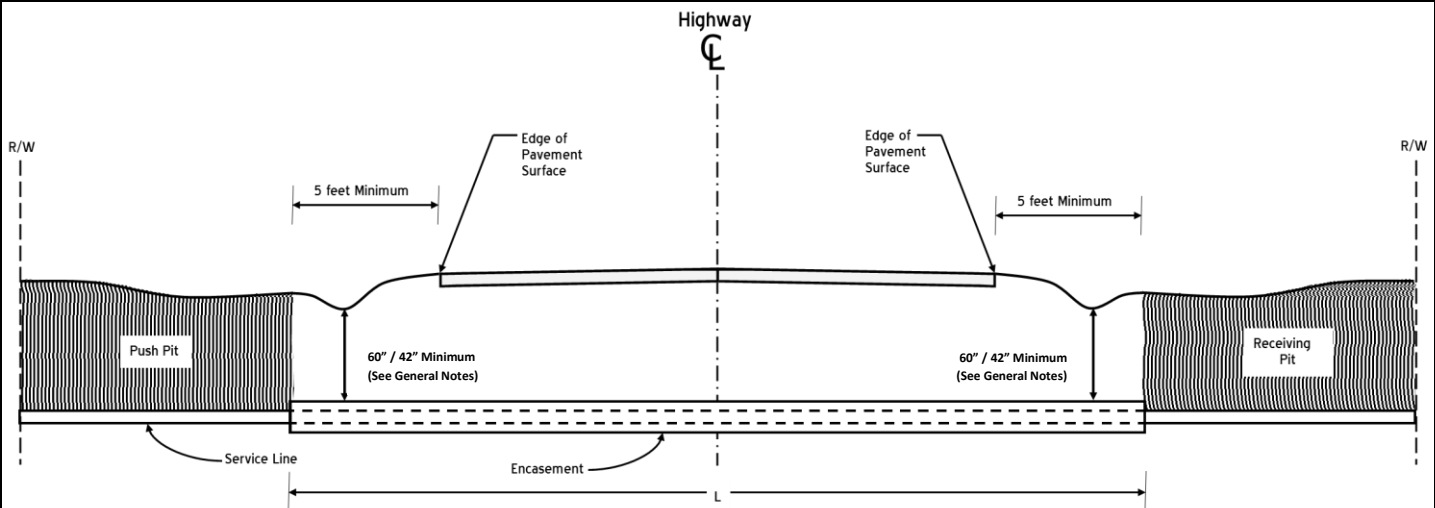
SECTION 3: ENCASEMENT INFORMATION

ENCASEMENT TYPE: Steel	DIAMETER: 12"
---------------------------	------------------

SECTION 4: BORE INFORMATION

BORE TYPE: Bore & Jack	LENGTH (L): 50'	DIAMETER: 12"
---------------------------	--------------------	------------------

SECTION 5: DETAIL FOR NON-FULLY CONTROLLED HIGHWAYS



SECTION 6: GENERAL NOTES

- Push Pit and Receiving Pit shall be backfilled and thoroughly compacted.
- All ditch lines are to remain open at all times and restored to original condition.
- Shape, Seed and Straw all disturbed areas immediately after completing the work.
- Provide traffic control as required to ensure the safety of the traveling public in accordance with the current edition of the *Manual on Uniform Traffic Control Devices*.
- The minimum depth for underground electrical lines and natural gas and petroleum fraction lines under roadways, ramps, and ditch lines is **60"**. The minimum depth for underground electrical lines, natural gas and petroleum fraction lines, and all other underground utilities is **42"** in all other areas, unless NESC requires additional depth.
- See [KYTC Permits Manual](#) for all requirements and specifications.



**TYPICAL HIGHWAY BORE DETAIL
 - FOR NON-FULLY CONTROLLED HIGHWAYS -**

Sheet 16

KYTC KEPT #: 05-2024-00039

SECTION 1: HIGHWAY INFORMATION

COUNTY: Franklin	ROUTE: KY 420	MILE POINT: 0.22	PAVEMENT WIDTH: 30'
---------------------	------------------	---------------------	------------------------

SECTION 2: UTILITY INFORMATION

UTILITY TYPE: Water	PIPE TYPE: PVC	DIAMETER: 6"
------------------------	-------------------	-----------------

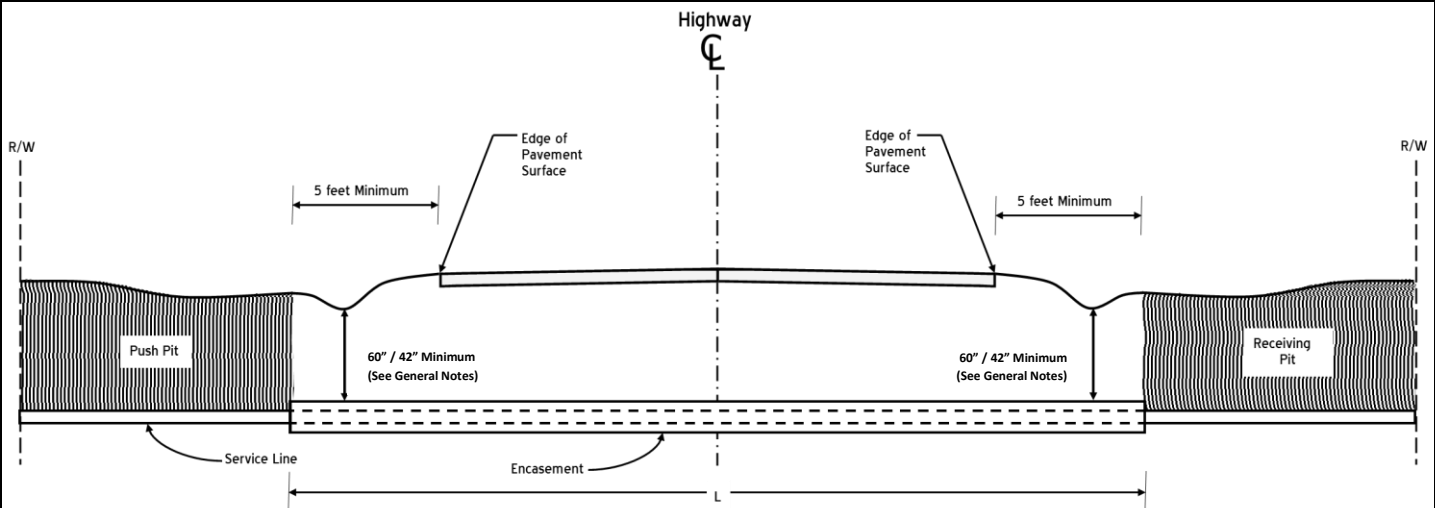
SECTION 3: ENCASEMENT INFORMATION

ENCASEMENT TYPE: Steel	DIAMETER: 10"
---------------------------	------------------

SECTION 4: BORE INFORMATION

BORE TYPE: Bore & Jack	LENGTH (L): 40'	DIAMETER: 10"
---------------------------	--------------------	------------------

SECTION 5: DETAIL FOR NON-FULLY CONTROLLED HIGHWAYS



SECTION 6: GENERAL NOTES

- Push Pit and Receiving Pit shall be backfilled and thoroughly compacted.
- All ditch lines are to remain open at all times and restored to original condition.
- Shape, Seed and Straw all disturbed areas immediately after completing the work.
- Provide traffic control as required to ensure the safety of the traveling public in accordance with the current edition of the *Manual on Uniform Traffic Control Devices*.
- The minimum depth for underground electrical lines and natural gas and petroleum fraction lines under roadways, ramps, and ditch lines is **60"**. The minimum depth for underground electrical lines, natural gas and petroleum fraction lines, and all other underground utilities is **42"** in all other areas, unless NESC requires additional depth.
- See [KYTC Permits Manual](#) for all requirements and specifications.



**TYPICAL HIGHWAY BORE DETAIL
 - FOR NON-FULLY CONTROLLED HIGHWAYS -**

Sheet 25

KYTC KEPT #: 05-2024-00039

SECTION 1: HIGHWAY INFORMATION

COUNTY: Franklin	ROUTE: KY 1263	MILE POINT: 0.53	PAVEMENT WIDTH: 25'
---------------------	-------------------	---------------------	------------------------

SECTION 2: UTILITY INFORMATION

UTILITY TYPE: Water	PIPE TYPE: PVC	DIAMETER: 6"
------------------------	-------------------	-----------------

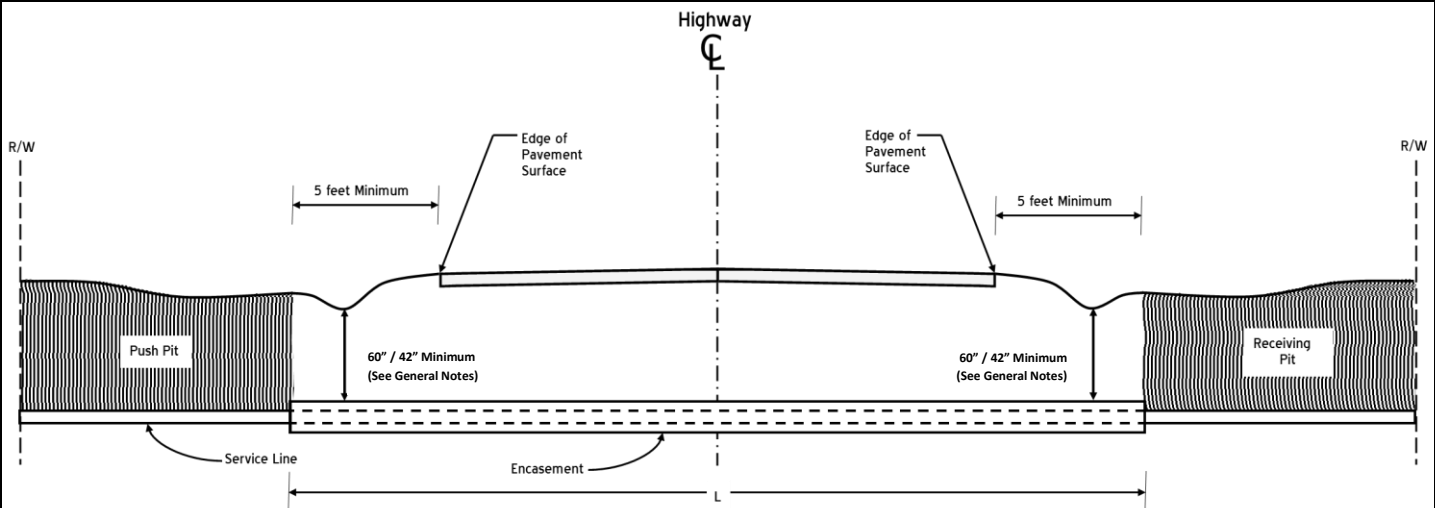
SECTION 3: ENCASEMENT INFORMATION

ENCASEMENT TYPE: Steel	DIAMETER: 10"
---------------------------	------------------

SECTION 4: BORE INFORMATION

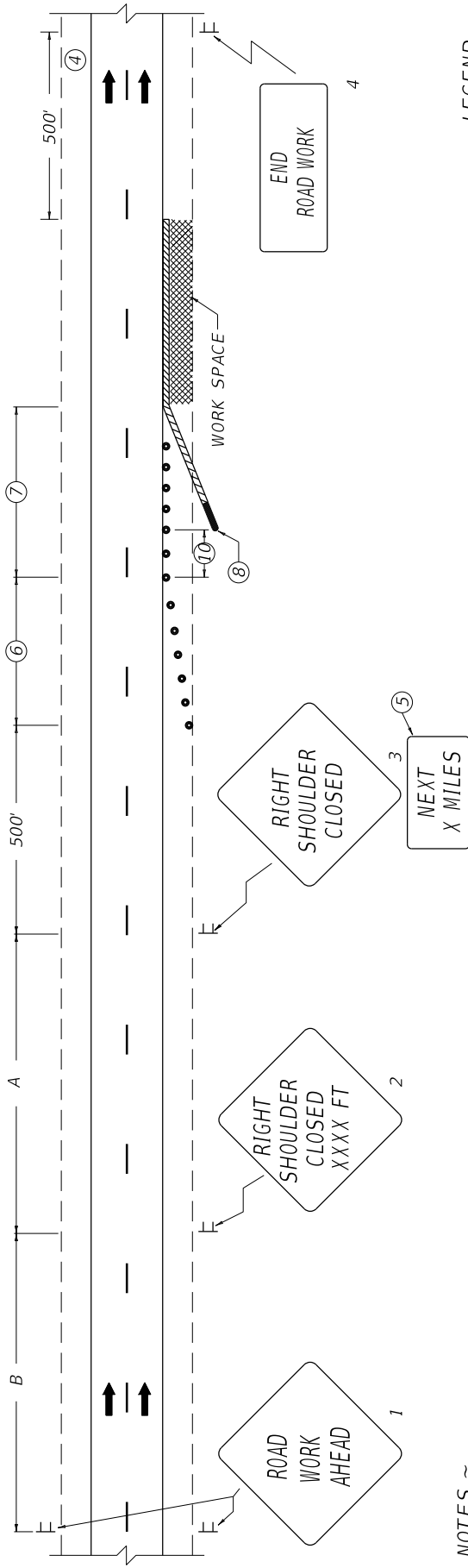
BORE TYPE: Bore & Jack	LENGTH (L): 40'	DIAMETER: 10"
---------------------------	--------------------	------------------

SECTION 5: DETAIL FOR NON-FULLY CONTROLLED HIGHWAYS



SECTION 6: GENERAL NOTES

- Push Pit and Receiving Pit shall be backfilled and thoroughly compacted.
- All ditch lines are to remain open at all times and restored to original condition.
- Shape, Seed and Straw all disturbed areas immediately after completing the work.
- Provide traffic control as required to ensure the safety of the traveling public in accordance with the current edition of the *Manual on Uniform Traffic Control Devices*.
- The minimum depth for underground electrical lines and natural gas and petroleum fraction lines under roadways, ramps, and ditch lines is **60"**. The minimum depth for underground electrical lines, natural gas and petroleum fraction lines, and all other underground utilities is **42"** in all other areas, unless NESC requires additional depth.
- See [KYTC Permits Manual](#) for all requirements and specifications.



~ NOTES ~

1. THE SIZE OF SIGNS 1 THRU 3 SHALL BE 48" X 48" WITH 30" X 24" SUPPLEMENTAL PLAQUES FOR EXPRESSWAYS/FREEWAYS. THE MINIMUM SIZE OF SIGNS 1 THRU 3 SHALL BE 36" X 36" WITH 24" X 18" SUPPLEMENTAL PLAQUES FOR OTHER ROADWAYS. SIGN NO. 4 SHALL BE 48" X 24" FOR EXPRESSWAYS/FREEWAYS AND 36" X 18" FOR OTHER ROADWAYS. A FREEWAY IS AS A DIVIDED HIGHWAY WITH FULL CONTROL OF ACCESS. AN EXPRESSWAY IS DEFINED AS A DIVIDED HIGHWAY WITH PARTIAL CONTROL OF ACCESS.
2. SIGN 1 SHALL NOT BE DUAL-MOUNTED ON TWO-LANE, TWO-DIRECTION HIGHWAYS OR ON MULTI-LANE HIGHWAYS WHERE MEDIAN IS NOT WIDE ENOUGH TO MAINTAIN LATERAL CLEARANCES SHOWN IN THE MUTCD. SIGNS 2 AND 3 SHALL BE INSTALLED ONLY ON THE SIDE OF THE AFFECTED SHOULDER.
3. DRUMS SHALL BE USED IN LIEU OF CONES IF CLOSURE EXTENDS INTO NIGHTTIME HOURS. GRABBER CONES MAY BE USED IN LIEU OF DRUMS IF THE USE OF DRUMS WOULD RESULT IN LANES THAT ARE TOO NARROW OR AN UNACCEPTABLE SITUATION BASED ON ENGINEERING JUDGMENT.
4. ON TWO-LANE TWO-DIRECTION HIGHWAYS, SIGNS 1 THRU 3 SHALL BE INSTALLED ON THE APPROACH WITH THE RIGHT SHOULDER CLOSED. A "ROAD WORK AHEAD" AND "SHOULDER WORK" SIGN SHALL BE INSTALLED ON THE OPPOSITE APPROACH. THE "SHOULDER WORK" SIGN SHALL BE MOUNTED IN ADVANCE OF THE CLOSURE AT A SPACING OF "A" (SEE SIGNING AND SPACING TABLE). AN ADDITIONAL "ROAD WORK AHEAD" SIGN SHALL BE INSTALLED IN ADVANCE OF THE "SHOULDER WORK" SIGN AT A SPACING OF "B".
5. WHEN THE END OF THE CLOSURE CANNOT BE SEEN BY ROAD USERS, A "NEXT X MILES" PLAQUE SHALL BE INSTALLED BELOW THE "SHOULDER CLOSED" SIGN. THE PLAQUE SHALL BE 36" X 30" FOR EXPRESSWAYS/FREEWAYS AND 24" X 18" FOR OTHER ROADWAYS.
6. TAPER LENGTH SHALL BE 0.33 L. SPACING OF CHANNELIZING DEVICES THROUGH THE SHOULDER TAPER SHOULD BE 40'.
7. SPACING OF CHANNELIZING DEVICES THROUGH THE REMAINDER OF THE CLOSURE SHOULD BE 80'.
8. TEMPORARY TRAFFIC BARRIER SHALL BE REQUIRED ONLY IF DESIGNATED ELSEWHERE IN THE PLANS. IN ORDER TO MITIGATE THE EFFECT OF STRIKING THE END OF A TEMPORARY TRAFFIC BARRIER, THE END SHALL BE INSTALLED IN ACCORDANCE WITH THE ROADSIDE DESIGN GUIDE BY FLARING (SEE TABLE) UNTIL THE END IS OUTSIDE THE ACCEPTABLE CLEAR ZONE OR BY PROVIDING CRASHWORTHY END TREATMENTS. FLATTER FLARE RATES MAY BE USED.
9. THE COLOR OF BARRIER WALL DELINEATORS SHALL MATCH THE COLOR OF THE EDGE LINE THAT THEY SUPPLEMENT.
10. BUFFER SPACE (OPTIONAL). REFER TO TABLE 6C-2 OF THE MUTCD FOR GUIDANCE ON BUFFER SPACE LENGTH.

- LEGEND
- TEMPORARY TRAFFIC BARRIER
 - SIGN
 - CHANNELIZING DEVICES
CONES
DRUMS
 - CRASH CUSHION

MAXIMUM FLARE RATES FOR TEMPORARY TRAFFIC BARRIER		
DESIGN SPEED MPH	70 MPH	50 MPH
FLARE RATE	15:1	14:1
		11:1

SIGNING AND SPACING TABLE			
ROAD TYPE	A	B	L
EXPRESSWAY/FREEWAY	1000'	1600'	840'
SP. LT. ≥ 45 MPH*	500'	500'	680'
SP. LT. < 40 MPH*	500'	500'	320'

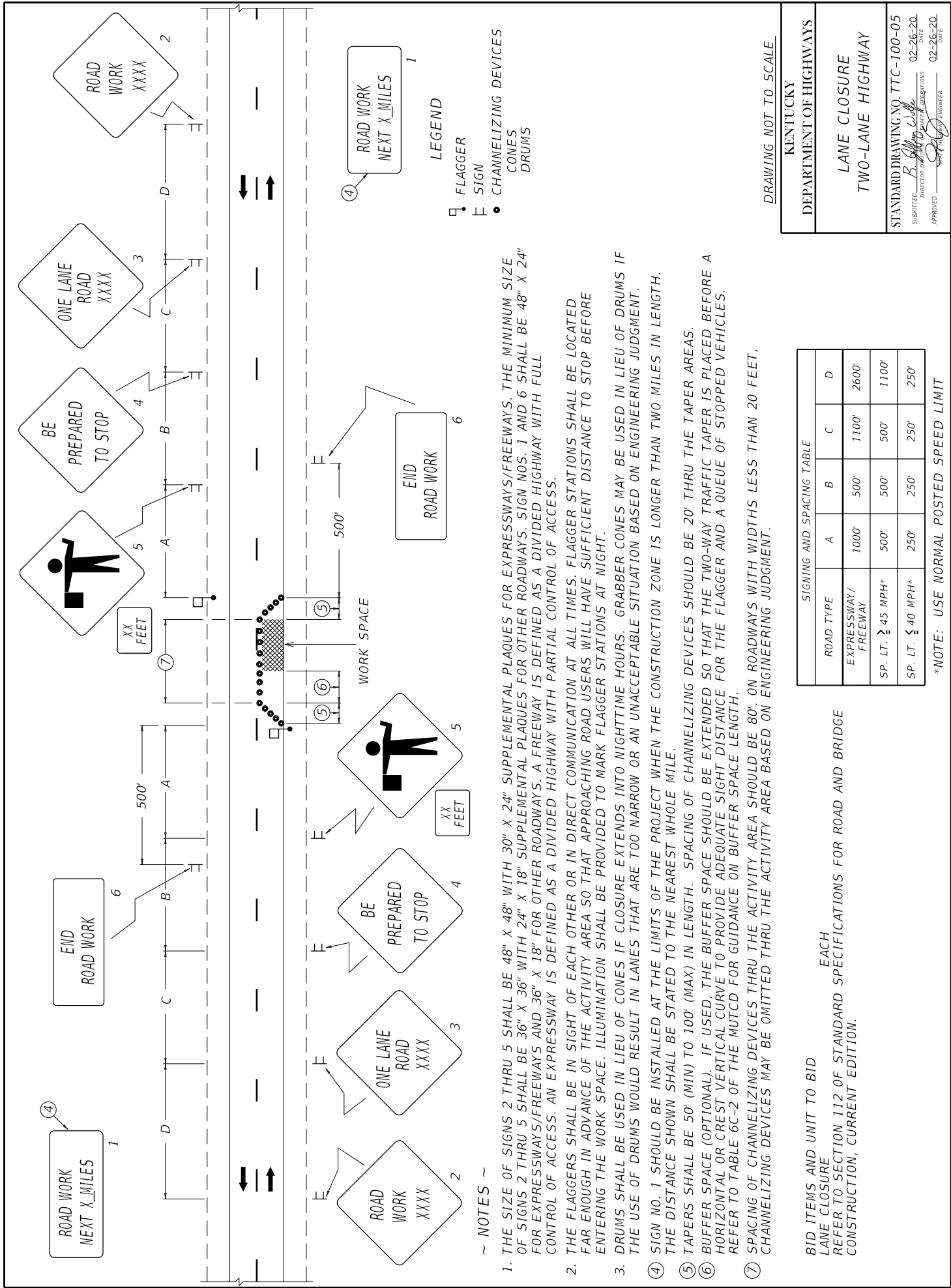
*NOTE: USE NORMAL POSTED SPEED LIMIT

DRAWING NOT TO SCALE

KENTUCKY
DEPARTMENT OF HIGHWAYS

SHOULDER CLOSURE

STANDARD DRAWING NO. TTC-135-03
SUBMITTED BY *R. M. W.* 02-26-20
DIRECTOR OF TRANSPORTATION
APPROVED BY *[Signature]* 02-26-20
STATE PLANNING ENGINEER



DRAWING NOT TO SCALE

KENTUCKY
 DEPARTMENT OF HIGHWAYS

LANE CLOSURE
 TWO-LANE HIGHWAY

STANDARD DRAWING NO. TTC-100-05
 SUBMITTED BY *B. Smith* DATE 02-26-20
 APPROVED BY *[Signature]* DATE 02-26-20
DIRECTOR OF TRANSPORTATION
 STATE HIGHWAY ENGINEER

SIGNING AND SPACING TABLE

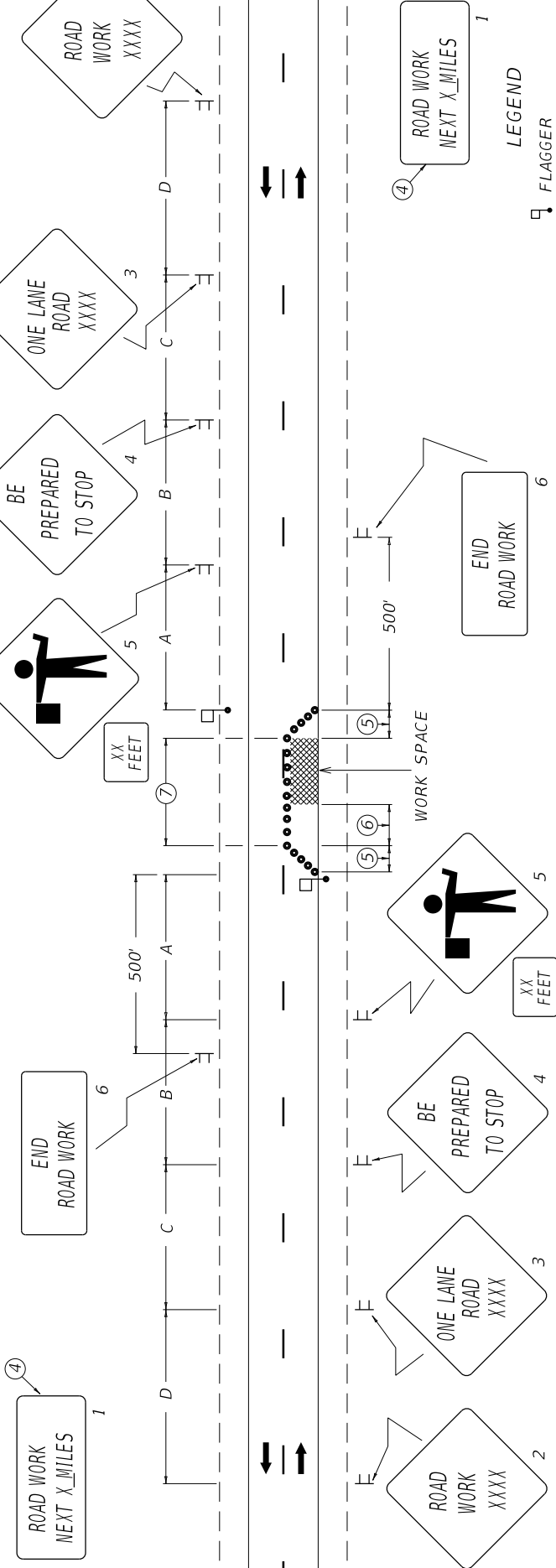
ROAD TYPE	A	B	C	D
EXPRESSWAY/ FREEWAY	1000'	500'	1100'	2600'
SP. LT. \geq 45 MPH*	500'	500'	500'	1100'
SP. LT. \leq 40 MPH*	250'	250'	250'	250'

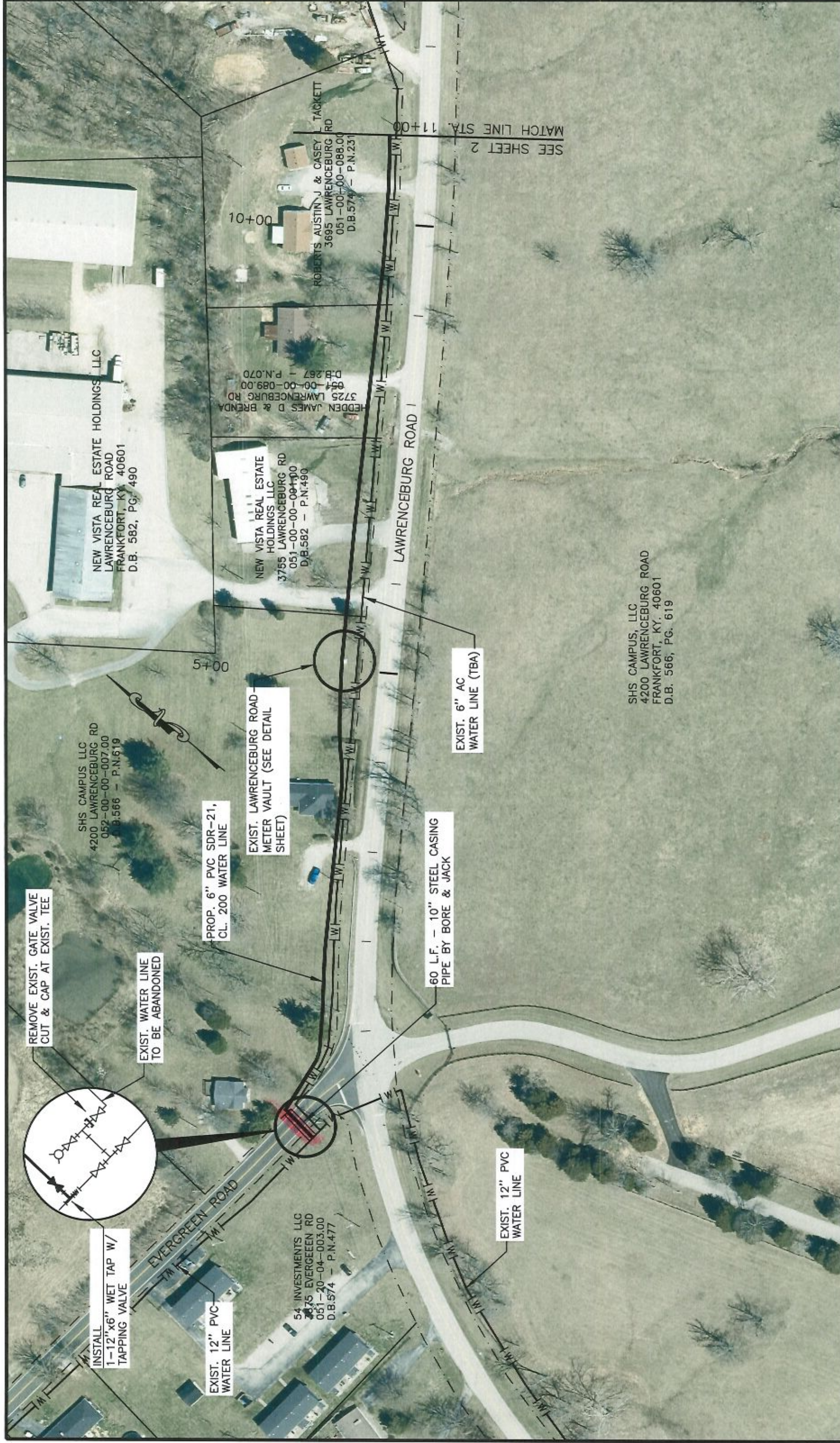
*NOTE: USE NORMAL POSTED SPEED LIMIT

BID ITEMS AND UNIT TO BID
 EACH
 LANE CLOSURE
 REFER TO SECTION 112 OF STANDARD SPECIFICATIONS FOR ROAD AND BRIDGE
 CONSTRUCTION, CURRENT EDITION.

- ~ NOTES ~
1. THE SIZE OF SIGNS 2 THRU 5 SHALL BE 48" X 48" WITH 30" X 24" SUPPLEMENTAL PLAQUES FOR EXPRESSWAYS/FREEWAYS. THE MINIMUM SIZE OF SIGNS 2 THRU 5 SHALL BE 36" X 36" WITH 24" X 18" SUPPLEMENTAL PLAQUES FOR OTHER ROADWAYS. SIGN NOS. 1 AND 6 SHALL BE 48" X 24" FOR EXPRESSWAYS/FREEWAYS AND 36" X 18" FOR OTHER ROADWAYS. A FREEWAY IS DEFINED AS A DIVIDED HIGHWAY WITH FULL CONTROL OF ACCESS. AN EXPRESSWAY IS DEFINED AS A DIVIDED HIGHWAY WITH PARTIAL CONTROL OF ACCESS.
 2. THE FLAGGERS SHALL BE IN SIGHT OF EACH OTHER OR IN DIRECT COMMUNICATION AT ALL TIMES. FLAGGER STATIONS SHALL BE LOCATED FAR ENOUGH IN ADVANCE OF THE ACTIVITY AREA SO THAT APPROACHING ROAD USERS WILL HAVE SUFFICIENT DISTANCE TO STOP BEFORE ENTERING THE WORK SPACE. ILLUMINATION SHALL BE PROVIDED TO MARK FLAGGER STATIONS AT NIGHT.
 3. DRUMS SHALL BE USED IN LIEU OF CONES IF CLOSURE EXTENDS INTO NIGHTTIME HOURS. GRABBER CONES MAY BE USED IN LIEU OF DRUMS IF THE USE OF DRUMS WOULD RESULT IN LANES THAT ARE TOO NARROW OR AN UNACCEPTABLE SITUATION BASED ON ENGINEERING JUDGMENT.
 4. SIGN NO. 1 SHOULD BE INSTALLED AT THE LIMITS OF THE PROJECT WHEN THE CONSTRUCTION ZONE IS LONGER THAN TWO MILES IN LENGTH. THE DISTANCE SHOWN SHALL BE STATED TO THE NEAREST WHOLE MILE.
 5. TAPERS SHALL BE 50' (MIN) TO 100' (MAX) IN LENGTH. SPACING OF CHANNELIZING DEVICES SHOULD BE 20' THRU THE TAPER AREAS.
 6. BUFFER SPACE (OPTIONAL). IF USED, THE BUFFER SPACE SHOULD BE EXTENDED SO THAT THE TWO-WAY TRAFFIC TAPER IS PLACED BEFORE A HORIZONTAL OR CREST VERTICAL CURVE TO PROVIDE ADEQUATE SIGHT DISTANCE FOR THE FLAGGER AND A QUEUE OF STOPPED VEHICLES. REFER TO TABLE 6C-2 OF THE MUTCD FOR GUIDANCE ON BUFFER SPACE LENGTH.
 7. SPACING OF CHANNELIZING DEVICES THRU THE ACTIVITY AREA SHOULD BE 80' ON ROADWAYS WITH WIDTHS LESS THAN 20 FEET, CHANNELIZING DEVICES MAY BE OMITTED THRU THE ACTIVITY AREA BASED ON ENGINEERING JUDGMENT.

- LEGEND
- FLAGGER
 - F SIGN
 - CHANNELIZING DEVICES
 CONES
 DRUMS





NO.	DATE	REVISIONS	CHKD	APPRD	DATE

PROJECT: 4180.00 DATE: JUNE 2023
SCALE: 1" = 100'

DESIGNED BY	DATE
JDR	
DRAIN BY	DATE
BAD	
CHECKED BY	DATE
JDR	
RECORD DRG.	DATE

HMB
PROFESSIONAL ENGINEERS, INC.

3 HMB CIRCLE
FRANKFORT, KENTUCKY
(502) 635-3800
(502) 635-3810 FAX

AC WATER LINE REPLACEMENT
FARMDALE WATER DISTRICT
FRANKLIN COUNTY, KENTUCKY
LAWRENCEBURG ROAD (KY 1665)
STA. 0+00 - STA. 11+00

SHEET 1



NO.	DATE	REVISIONS	CHKD	APPRD	DATE

PROJECT: 4290/20	DATE: JUNE 2023
SCALE: 1" = 100'	
DESIGNED BY: JDR	DATE:
DRAWN BY: GAB	
CHECKED BY: JDR	
RECORD DUGA:	

	
3 HMB CIRCLE FRANKFORT, KENTUCKY (502) 695-9000 (502) 695-9010 FAX	

AC WATER LINE REPLACEMENT FARMDALE WATER DISTRICT FRANKLIN COUNTY, KENTUCKY JONES LANE STA. 35+00 - STA. 51+00	SHEET 8
---	-------------------



SHEET
16

**AC WATER LINE REPLACEMENT
FARMDALE WATER DISTRICT
FRANKLIN COUNTY, KENTUCKY
OLD LAWRENCEBURG ROAD (KY 420)
STA. 1+00 - STA. 12+00**

HMB
PROFESSIONAL ENGINEERS, INC.

3 HMB CIRCLE
FRANKFORT, KENTUCKY
(502) 695-9800
(502) 695-9810 FAX

NO.	DATE	REVISIONS	CHKD	APPRD	DATE

PROJECT: 420/00	DATE: JUNE 2023	
SCALE: 1" = 100'		
DESIGNED BY	JDR	DATE
DRAWN BY	GAB	
CHECKED BY	JDR	
RECORD DWSG.		



PROJECT: 4190/00 SCALE: 1" = 100'	DATE: JUNE 2023						
DESIGNED BY JDR	NAME JDR	DATE	DRAWN BY SAB	NAME SAB	DATE	CHECKED BY JDR	NAME JDR
RECORD DWSB	CHKD	AFFRD	DATE	NO.	DATE	REVISIONS	NO.

HMB
PROFESSIONAL ENGINEERS, INC.

3 HMB CIRCLE
FRANKFORT, KENTUCKY
(502) 695-9800
(502) 695-9800 FAX

AC WATER LINE REPLACEMENT
FARMDALE WATER DISTRICT
FRANKLIN COUNTY, KENTUCKY

JOHNSON ROAD (KY 1263)
STA. 58+00 - STA. 74+00

SHEET
25

NOTICE OF COMPLETION OF ENCROACHMENT PERMIT WORK

PERMITTEE

Name: Farmdale Water District
Contact Person: Scottie Wooldridge
Address: 100 Highwood Drive
City: Frankfort
State: Kentucky
Zip: 40601
Telephone:

PROJECT IDENTIFICATION

Permit Number: 05-2024-00039

I wish to notify the Department of Highways that the above mentioned permit work and any necessary right-of-way restoration have been completed and are ready for final inspection.

Permittee

Please return this form to the address below when work is completed and ready for final inspection.

Please Return to: Permit Engineer
Department of Highways, District 5 Office
8310 Westport Road
Louisville, Kentucky 40242
(502) 210-5400
www.transportation.ky.gov/

LOCATION(S)			
Description	County - Route	Latitude	Longitude
KY-3166 Frankfort	Franklin - KY 3166	38.150969	-84.894020
KY-420 Frankfort 40601	Franklin - KY 420	38.148024	-84.898405
KY-3163 Frankfort 40601	Franklin - KY 3163	38.147945	-84.895012
US-127 Frankfort	Franklin - US 127	38.143895	-84.900470
KY1263 Frankfort	Franklin - KY 1263	38.155014	-84.871843