

COMMONWEALTH OF KENTUCKY
BEFORE THE KENTUCKY PUBLIC SERVICE COMMISSION

IN THE MATTER OF:

ELECTRONIC APPLICATION OF THE)
WESTERN MASON COUNTY WATER DISTRICT)
FOR THE ISSUANCE OF A CERTIFICATE)
OF PUBLIC CONVENIENCE AND NECESSITY)
TO CONSTRUCT A WATER SYSTEM)
IMPROVEMENTS PROJECT AND AN ORDER) Case No. 2024 - 00107
AUTHORIZING THE ISSUANCE OF SECURITIES)
PURSUANT TO THE PROVISIONS OF)
KRS 278.020, KRS 278.300 AND 807 KAR 5:001)

** *** **** ***** **** *** **

APPLICATION

The Applicant, Western Mason County Water District (the "District"), files this electronic Application pursuant to KRS 278.020(1), KRS 278.300 and KAR 5:001, and all other applicable laws and regulations, and requests that the Kentucky Public Service Commission (the "Commission") grant the District a Certificate of Public Convenience and Necessity ("CPCN") to construct a water system improvements project (the "Project") and an order authorizing the issuance of securities to finance said Project. In support of this Application, and in compliance with the rules and regulations of the Commission, the District states as follows:

1. The District was established in accordance with the provisions of Chapter 74 of the Kentucky Revised Statutes pursuant to an Order of the Mason County Judge/Executive, which Order is on file in the County Court Order Books in the office of the Mason County Clerk. The District

is now, and has been since its inception, regulated by the Commission, and all records and proceedings of the Commission with reference to the District are incorporated in this Application by reference. The District does not have any Articles of Incorporation due to the fact that it is a statutory entity.

2. The governing body of the District is its Board of Commissioners which is a public body corporate, with power to make contracts in furtherance of its lawful and proper purpose as provided for in KRS 74.070 and all applicable law and regulations.

3. The mailing address of the District is as follows:

Western Mason County Water District
c/o Mr. David French, Manager
P.O. Box 49
Dover, Kentucky 41034
Phone: (606) 882-3141
Fax: (606) 882-2321
email address: wmwd@maysvilleky.net

4. A general description of the District's system property, together with a statement of the original cost, is contained in the District's Annual Report for 2022 which is on file with the Commission. The Annual Report is incorporated herein by reference.

5. Pursuant to 807 KAR 5:001, Section 15 - Applications for Certificates of Public Convenience and Necessity, the District hereby responds as follows:

- (i) Section 15(2)(a): Facts Relied Upon to Show Public Necessity: The proposed Project and the need for the Project is described in **Exhibit "A"** attached hereto.
- (ii) Section 15(2)(b): Copies of Permits: Required permits are attached hereto as **Exhibit "B"**.

- (iii) Section 15(2)(c): Description of Proposed Location or Route. Construction of the Project is being performed within the boundaries of the District and is detailed in the location map referred to in paragraph 5(iv) below. The proposed Project will not compete with any other public utilities and will not result in any wasteful duplication.
- (iv) Section 15(2)(d)(1): Maps to Suitable Scale: Maps to suitable scale showing the location of the proposed Project, as well as the location of like facilities owned by others located anywhere within the map area are being electronically filed with this Application.
- (v) Section 15(2)(d)(2): Plans and Specifications: The signed, sealed and dated Plans and Specifications in .pdf format on electronic storage medium are being filed with this Application.
- (vi) Section 15(2)(e) Financing: The District is financing the Project with the proceeds of (i) a loan from the Kentucky Rural Water Finance Corporation ("KRWFC") in the principal amount of \$2,300,000 (subject to adjustment of up to 10%) (the "KRWFC Loan"); (ii) Cleaner Water Grant funds in the amount of \$45,000; and (iii) a contribution from the District in the amount of \$76,002. The KRWFC Loan will be evidenced by an Assistance Agreement between the District and KRWFC. A copy of the preliminary number runs of Raymond James & Co., the financial advisor to KRWFC is attached hereto as **Exhibit "C"**. The Final Project Budget is attached hereto as **Exhibit "D"**.

- (vii) Section 15(2)(e) Statement of Estimated Annual Cost of Operation: a statement of the estimated annual cost of operation after the Project is placed in service is attached hereto as **Exhibit "E"**.

6. The detailed Statement of Net Position; Statement of Revenue, Expenses and Changes in Net Position; and Statement of Cash Flows for the years ending on December 31, 2022 and 2021 are attached hereto as **Exhibit "F"** respectively.

7. Pursuant to 807 KAR 5:001, Section 12 - Financial Exhibit; the District hereby responds as follows:

- (i) Section 12(1)(a): The District states that it had less than \$5,000,000 in gross annual revenue in the immediate past calendar year and that no material changes have occurred since December 31, 2022.
- (ii) Section 12(2)(a), (b) and (c) Stock: The District does not have any authorized, issued or outstanding stock as of the date hereof.
- (iii) Section 12(2)(d) Mortgages: The District does not have any outstanding mortgages as of the date hereof.
- (iv) Section 12(2)(e), (f) and (g) Indebtedness: The information concerning the outstanding indebtedness of the District is contained in financial statements and Note 6 to financial statements which have been filed with the Commission and are incorporated herein by reference.
- (v) Section 12(2)(h) Dividends: The District has no outstanding stock and therefore pays no dividends.
- (vi) Section 12(2)(i) Financial Statements: See **Exhibit "F"** attached hereto.

8. Pursuant to 807 KAR 5:001, Section 18, the District hereby responds as follows:
- (i) Section 18(1)(a): The District has complied with the requirements of 807 KAR 5:001, Section 14.
 - (ii) Section 18(1)(b): A general description of the District's property, its field of operation and a statement of original cost of said property and the cost to the District is contained in the District's 2022 Annual Report on file with this Commission.
 - (iii) Section 18(1)(c): The District is not issuing any stock as part of this financing. The information concerning the proposed KRWFC Loan is contained in this Application and the supporting exhibits. The KRWFC Loan will be secured by and payable from the gross revenues of the District's water system.
 - (iv) Section 18(1)(d): The District is not refunding any outstanding obligations in connection with this Project. The proceeds of the KRWFC Loan are being used for the construction of the Project described in **Exhibit "A"**.
 - (v) Section 18(1)(e): See paragraph 5(i) above and paragraph 8(x) below.
 - (vi) Section 18(1)(f): The District is not refunding any outstanding obligations in connection with this Project.
 - (vii) Section 18(1)(g): Written notification of the proposed issuance of the KRWFC Loan is being provided to the State Local Debt Officer (see **Exhibit "G"** attached hereto).
 - (viii) Section 18(2)(a): See paragraph #7 above.

(ix) Section 18(2)(b): The District does not have any outstanding trust deeds or mortgages.

(x) Section 18(2)(c): A detailed estimate of the acquired property, arranged according to the Uniform System of Accounts for Class A/B Water Districts and Associations is attached hereto as **Exhibit "H"**.

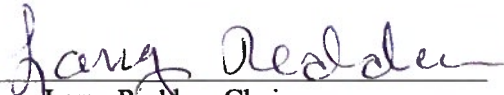
9. Certified copies of the construction bid tabulations for the Project are attached hereto as **Exhibit "I"**.

10. No rate adjustment will be necessary.


WHEREFORE, the District respectfully requests that the Commission take the following actions:

- A. Grant the District a Certificate of Public Convenience and Necessity permitting the District to construct the Project;
- B. Authorize the issuance of securities pursuant to the KRWFC Assistance Agreement; and
- C. Grant the District any other relief to which said District is entitled.

Western Mason County Water District

By 
Larry Redden, Chairman
P.O. Box 49
Dover, Kentucky 41034
Phone: (606) 882-3141
Fax: (606) 882-2321
email address: wmwd@maysvilleky.net


Rubin & Hays

By 
W. Randall Jones
Kentucky Home Trust Building
450 South Third Street
Louisville, Kentucky 40202
Phone: (502) 569-7534
Fax: (502) 569-7555
Counsel for Western Mason County Water District
wrjones@rubinhays.com

STATE OF KENTUCKY)
) SS
COUNTY OF MASON)


The affiant, Larry Redden, being first duly sworn, states: That he is the Chairman of the Western Mason County Water District, the Applicant in this case; that he has read the foregoing Application and has noted the contents thereof; that the same are true of his own knowledge and belief, except as to matters which are herein stated to be based on information or belief, and that these matters, believes to be true and correct.

IN TESTIMONY WHEREOF, witness the signature of the undersigned on the 19th day of April, 2024.


Larry Redden, Chairman

SUBSCRIBED, SWORN TO AND ACKNOWLEDGED before me by Larry Redden, Chairman of the Western Mason County Water District on this the 19th day of April, 2024.


My Commission expires: 3-9-2027.


Notary Public

Notary ID#: KYNP68382

CERTIFICATE OF SERVICE

The undersigned, in accordance with 807 KAR 5:001, Section 8, hereby certifies that the Western Mason County Water District's electronic filing of the foregoing Application is a true and accurate copy of the same document being transmitted via electronic filing to the Kentucky Public Service Commission on April 22, 2024; that there are currently no parties that the Kentucky Public Service Commission has excused from participation by electronic means in this proceeding.



W. Randall Jones, Esq.

Rubin & Hays

Kentucky Home Trust Building

450 South Third Street

Louisville, Kentucky 40202

Phone: (502) 569-7534

Fax: (502) 569-7555

Email: wrjones@rubinhays.com

Counsel for Western Mason County Water District

EXHIBIT A

Public Necessity and Project Description

WMWD System Improvements Project Description

The proposed project includes the replacement and installation of approximately 17,500 LF of 6" water main, approximately 5,000 LF of 3" water main, approximately 600 LF of 2" water main and installation of a new above ground booster pump station. Water mains along Walton Pike and Germantown Road will be replaced as these mains are older and prone to breaks and leaks. The District has repaired numerous leaks on these mains which creates disturbance of service to approximately 75 customers. Additionally, as the system has grown and added additional customers over the years need has arisen to improve pumping capacity in the system in order to more effectively serve its customer base. A new above ground booster pump station will be installed in Minerva. This station will provide for a more efficient delivery of water to the southern part of the distribution system. The project also includes installation of new radio read meters to approximately 825 customer services. The new radio read meters will replace older meters with new radio read technology and allow the system to have a uniform meter reading system throughout the entire customer base. Efficiencies will be realized through a reduction in meter reading time by District personnel as well as more accurate meter readings.

EXHIBIT B

Required Permits

**MASON FISCAL COURT
PERMIT NO. 24-2
AGREEMENT AND PERMIT**

WESTERN MASON WATER DISTRICT WATER SYSTEM IMPROVEMENTS

WHEREAS, the Fiscal Court of Mason County, Kentucky (hereinafter "Mason County"), owns and operates the County Maintained Road System, and is authorized by Section 650.2 of Mason County's Administrative Code to issue permits for encroachment upon such roads and associated right of ways; and

WHEREAS, Moyer Road, Valley Pike, Fernleaf Drive, Highland Drive and Walton Pike are roadways which have been adopted into Mason County's County Maintained Road System; and

WHEREAS, Western Mason Water District ("WMWD") is a quasi-governmental agency created under KRS Chapter 74 providing water services to customers in Mason County; and

WHEREAS, WMWD is constructing improvements to its water distribution system or extensions to such system in the area of the roads above; and

WHEREAS, WMWD has applied for a permit to construct and maintain such improvements within Mason County's road right of ways in certain areas as depicted on the plans for the project and as detailed in the Permit Application and correspondence from Bluegrass Engineering, PLLC, dated February 13, 2023, submitted in support thereof; and

WHEREAS, Mason Fiscal Court Mason County finds that entry of this Agreement and issuance of this Permit to WMWD for construction and maintenance of WMWD's water system improvements within Mason County's roads and right of way, while promoting the interests of citizens of Mason County by encouraging and facilitating water infrastructure improvement; and

WHEREAS, Mason County finds that WMWD has sufficient assets that Mason County does not require WMWD to post a bond for necessary repairs following the project; and

WHEREAS, WMWD applied for a permit for its improvements on Meadowland Drive, but such road is a private road, and not part of Mason County's County Maintained Road System.

NOW THEREFORE, Mason County and WMWD do hereby agree as follows:

1. WMWD is hereby granted a limited and non-exclusive license granting it authority and permission to enter the right of way of Moyer Road, Valley Pike, Fernleaf Drive, Highland Drive and Walton Pike to the extent required by the project plans and attached application and letter of Bluegrass Engineering, PLLC. WMWD shall enter Mason County's right of way for the construction or maintenance of water facilities only at locations as depicted upon such plans.

2. The plans do not require the disturbance of any of Mason County road surfaces, and this permit does not authorize entry upon or disturbance of such roadways. Should WMWD's project require entry upon the actual roadway, then WMWD shall apply for a separate permit pertaining to any such encroachment.

3. Prior to commencing such use, Mason County and WMWD shall inventory and inspect the

portion of the right of way to be encroached upon. Following completion of the project, Mason County and WMWD will inspect any areas used to determine WMWD's compliance with this permit.

4. Any deviation from the plans attached hereto shall be submitted to the Judge Executive or Road Supervisor for approval.

5. WMWD will assume responsibility for providing for the safety of the traveling public. WMWD is responsible for employing and utilizing traffic safety personnel and/or signs in accordance with and as recommended by the Manual on Uniform Traffic Control Devices, as is necessary to warn of any hazards presented to the traveling public. Should law enforcement services be required to control traffic, then WMWD will be responsible for the actual cost incurred by the Mason County Sheriff in providing such services.

6. That WMWD will indemnify and hold harmless Mason County for any claims, lawsuits or other liability to third parties, or to federal or state, on account of the condition of the roadway and right of way, and the control, warning and safety of traffic upon such roadway, including any damages, penalties, civil or administrative fines or awards, and costs and attorney's fees incurred by Mason County.

7. Upon completion of its project, WMWD shall forthwith restore any of Mason County's right of way disturbed to a condition similar to that as prior to issuance of this permit, including grading and seeding, and upon failure to do so WMWD shall be responsible for the costs of all materials, labor and the reasonable cost of use of equipment, which shall be recoverable by Mason County, together with prejudgment interest, court costs and reasonable attorneys' fees incurred in collecting such amounts.


8. WMWD shall not cause or permit to be caused any damage to private property, and shall promptly repair all entrances, drives or other private property damaged by it.

9. This Agreement and License shall become effective on the date below.

10. The application to encroach on Meadowland Drive is hereby DENIED, as such road is a private roadway and not a road within Mason County's County Maintained Road System.

THIS 9th day of April, 2024.

MASON FISCAL COURT


By: Hon. Owen J. McNeill
Its: Judge/Executive

TERMS HEREOF AGREED TO BY:
WESTERN MASON WATER DISTRICT

By: 

Its: manager



Andy Beshear
Governor

COMMONWEALTH OF KENTUCKY
TRANSPORTATION CABINET
Department of Highways, District 9 Office
822 Elizaville Avenue
Flemingsburg, Kentucky 41041
(606) 845-2551
www.transportation.ky.gov/

Jim Gray
Secretary

March 14, 2023

Western Mason Water District
P.O. Box 49
Dover, Kentucky 41034

Subject: Permit #: 09-2023-00053
Permit Type: Utilities - Water
Approval

Dear Applicant:

Attached is your permit approval and documentation for the subject permit.

Be advised that all work must be done in conformity with permit and application conditions. If you have any questions, please contact the Permits Section at this office.

Sincerely,

Vickie Griggs

Vickie Griggs
D9 Traffic/Permits Supervisor

Attachments



An Equal Opportunity Employer M/F/D



APPLICATION FOR ENCROACHMENT PERMIT

KYTC KEPT #: _____

SECTION 1: APPLICANT CONTACT INFORMATION

NAME Western Mason Water District	ADDRESS P.O. Box 49	CITY Dover
EMAIL wmwd@maysvilleky.net		STATE KY
		ZIP 41034
CONTACT NAME 1 David French	EMAIL wmwd@maysvilleky.net	PHONE # 606-882-3141
		CELL #
CONTACT NAME 2 (if applicable) Paul Reynolds	EMAIL preynolds@bluegrassengineering.net	PHONE # 859-339-4181
		CELL

SECTION 2: PROPOSED WORK LOCATION

ADDRESS varies	CITY	STATE Kentucky	ZIP
COUNTY Mason	ROUTE # KY 9	MILE POINT varies	LONGITUDE (X) varies
			LATITUDE (Y) varies


FOR KYTC USE ONLY

Permit Type: <input type="checkbox"/> Air Right <input type="checkbox"/> Entrance <input type="checkbox"/> Utilities	<input type="checkbox"/> Vegetation Removal
Location: <input type="checkbox"/> Left <input type="checkbox"/> Right <input type="checkbox"/> Crossing	<input type="checkbox"/> Other: _____
Access: <input type="checkbox"/> Full <input type="checkbox"/> Partial <input type="checkbox"/> by Permit	

SECTION 3: GENERAL DESCRIPTION OF WORK

Work includes installation of new PVC watermain at various points along state roadways located throughout Mason County. The roadway involved includes KY 9 and includes the following milepoints:
 Crossing at MP 19.3

THE UNDEERSIGNED APPLICANT(s), being duly authorized representative(s) or owner(s), DO AGREE TO ALL ORIGINAL UNEDITED TERMS AND CONDITIONS ON THE TC 99-1A, pages 1-4.



 SIGNATURE

2-10-23

 DATE

This is not a permit unless and until the applicant(s) receives an approved TC 99-1B from KYTC. This application shall become void if not approved by the cancellation date. The cancellation date shall be a minimum of one year from the date the applicant submits their application.



APPLICATION FOR ENCROACHMENT PERMIT

TERMS AND CONDITIONS

1. The permit, including this application and all related and accompanying documents and drawings making up the permit, remains in effect and is binding upon the Applicant/Permittee, its successors and assigns, as long as the encroachment(s) exists and also until the permittee is finally relieved by the Department of Highways from all its obligations.
2. Applicant shall meet all requirements of the Clean Water Act if the project will disturb one acre or more, the applicant shall obtain a KPDES KYR10 Permit from the Kentucky Division of Water. All disturbed areas shall meet the requirements of the Department of Highway's Standard Specifications, Sections 212 and 213, as amended.
3. **INDEMNITY:**
 - A. **PERFORMANCE BOND:** The permittee shall provide to the Department a performance bond according to the Permits Manual, Section PE-203 as a guarantee of conformance with the Department's Encroachment Permit requirements.
 - B. **PAYMENT BOND:** At the discretion of the department, a payment bond shall be required of the permittee to ensure payment of liquidated damages assessed to the permittee.
 - C. **LIABILITY INSURANCE:** Liability insurance shall be required of the permittee (in an amount approved by the department) to cover all liabilities associated with the encroachment.
 - D. It shall be the responsibility of the permittee, its successors and assigns, to maintain all indemnities in full force and effect until the permittee is authorized to release the indemnity by the Department.
4. A copy of this application and all related documents making up the approved permit shall be given to the applicant and shall be made readily available for review at the work site at all times.
5. Perpetual maintenance of the encroachment is the responsibility of the permittee, its successors and assigns, with the approval of the Department as required, unless otherwise stated.
6. Permittee, its successors and assigns, shall comply with and agree to be bound by the requirements and terms of (a) this application and all related documents making up the approved permit, (b) by the Department's Permits Manual, and (c) by the Manual on Uniform Traffic Control Devices, both manuals as revised to and in effect on the date of issuance of the permit, all of which documents are made a part thereof by this reference. Compliance by the permittee, its successors and assigns, with subsequent revisions to applicable provisions of either manual or other policy of the Department may be made a condition of allowing the encroachment to persist under the permit.
7. Permittee agrees that this and any encroachment may be ordered removed by the Department at any time, and for any reason, upon thirty days written notice to the last known address of the applicant or to the address at the location of the encroachment. The permittee agrees that the cost of removing and of restoring the associated right-of-way is the responsibility of the permittee, its successors and assigns.
8. Permittee, its successors and assigns, agree that if the Department determines that motor vehicular safety deficiencies develop as a result of the installation or use of the encroachment, the permittee, its successors and assigns, shall provide and bear the expenses to adjust, relocate, or reconstruct the facilities, add signs, auxiliary lanes, or other corrective measures reasonably deemed necessary by the Department within a reasonable time after receipt of a written notice of such deficiency. The period within which such adjustments, relocations, additions, modifications, or other corrective measures must be completed will be specified in the notice.
9. Where traffic signals are required as a condition of granting the requested permit or are thereafter required to correct motor vehicular safety deficiencies, as determined by the Department, the costs for signal equipment and installation(s) shall be borne by the permittee, its successors and assigns and the Department in its reasonable discretion and only in accordance with the Department's current policy set forth in the Traffic Operations Manual and Permits Manual. Any modifications to the permittee's entrance necessary to accommodate signalization (including necessary easement(s) on private property) shall be the responsibility of the permittee, its successors and assigns, at no expense to the Department.



APPLICATION FOR ENCROACHMENT PERMIT

10. The requested encroachment shall not infringe on the frontage rights of an abutting owner without their written consent as hereinafter described. Each abutting owner shall express their consent, which shall be binding on their successors and assigns, by the submission of a notarized statement as follows, "I (we), _____, hereby consent to the granting of the permit requested by the applicant along Route _____, which permit does affect frontage rights along my (our) adjacent real property." By signature(s) _____, subscribed and sworn by _____, on this date _____.
11. The permit, if approved, is subject to the agreement that it shall not interfere with any similar rights or permit(s) previously granted to any other party, except as otherwise provided by law.
12. Permittee shall include documentation which describes the facilities to be constructed. Permittee, its successors and assigns, agree as a condition of the granting of the permit to construct and maintain any and all permitted facilities or other encroachments in strict accordance with the submitted and approved permit documentation and the policies and procedures of the Department. Permittee, its successors and assigns, shall not use facilities authorized herein in any manner contrary to that prescribed by the approved permit. Only normal usage as contemplated by the parties and by this application and routine maintenance are authorized by the permit.
13. Permittee, its successors and assigns, at all times from the date permitted work is commenced until such time as all permitted facilities or other encroachments are removed from the right-of-way and the right-of-way restored, **shall defend, protect, indemnify and save harmless** the Department from any and all liability claims and demands arising out of the work, encroachment, maintenance, or other undertaking by the permittee, its successors and assigns, related or undertaken pursuant to the granted permit, due to any claimed act or omission by the permittee, its servants, agents, employees, or contractors. This provision shall not inure to the benefit of any third party nor operate to enlarge any liability of the Department beyond that existing at common law or otherwise if this right to indemnity did not exist.
14. Upon a violation of any provision of the permit, or otherwise in its reasonable discretion, the Department may require additional action by the permittee, its successors and assigns, up to and including the removal of the encroachment and restoration of the right-of-way. In the event additional actions required by the Department under the permit are not undertaken as ordered and within a reasonable time, the Department may in its discretion cause those or other additional corrective actions to be undertaken and the Department shall recover the reasonable costs of those corrective actions from the permittee, its successors and assigns.
15. Permittee, its successors and assigns, shall use the encroachment premises in compliance with all requirements of federal law and regulation, including those imposed pursuant to Title VI of the Civil Right Act of 1964 (42 U.S.C. § 2000d et seq.) and the related regulations of the U.S. Department of Transportation in Title 49 C.F.R. Part 21, all as amended.
16. Permittee, its successors and assigns, agree that if the Department determines it is necessary for the facilities or other encroachment authorized by the permit to be removed, relocated or reconstructed in connection with the reconstruction, relocation or improvement of a highway, the Department may revoke permission for the encroachment to remain under the permit and may order its removal, relocation or reconstruction by the permittee, its successors and assigns, at the expense of the permittee, except where the Department is required by law to pay any or all of those costs.



APPLICATION FOR ENCROACHMENT PERMIT

17. Permittee agrees that the authorized permit is personal to the permittee and shall remain in effect until such time as (a) the permittee's rights to the adjoining real property to have benefitted from the requested encroachment have been relinquished, (b) until all permit obligations have been assumed by appropriate successors and assigns, and (c) unless and until a written release from permit obligations has been granted by the Department. The permit and its requirements shall also bind the real property to have benefitted from the requested encroachment to the extent permitted by law. The permit and the related encroachment become the responsibility of the successors and assigns of the permittee and the successors and assigns of each property owner benefitting from the encroachment, or the encroachment may not otherwise permissibly continue to be maintained on the right-of-way. (Does not apply to utility encroachments serving the general public.)
18. If work authorized by the permit is within a highway construction project in the construction phase, it shall be the responsibility of the permittee to make personal contact with the Department's Engineer on the project in order to coordinate all permitted work with the Department's prime contractor on the project.
19. This permit is not intended to, nor shall it, affect, alter or alleviate any requirement imposed upon the permittee, its successors and assigns, by any other agency.
20. Permittee, its successors and assigns, agree to contain and maintain all dirt, mud, and other debris emanating from the encroachment away from the surrounding right-of-way and the travel way of the highway hereafter and at all times that its obligations under the permit remain in effect.
21. Before You Dig: The contractor is instructed to call 1-800-752-6007 to reach KY 811, the One-Call system for information on the location of existing underground utilities. The call is to be placed a minimum of two (2) and no more than ten (10) business days prior to excavation. The contractor should be aware that the owners of underground facilities are not required to be members of the KY 811 One-Call Before U-Dig (BUD) service. The contractor must coordinate excavation with the utility owners, including those whom do not subscribe to KY 811. It may be necessary for the contractor to contact the County Clerk to determine what utility companies have facilities in the area.



Know what's below. Call before you dig.

To Submit a Locate Request
24 Hours a Day, Seven Days a Week:
Call 811 or 800-752-6007

Distribution-Major Construction

Western Mason Co Water District

Facility Requirements

Activity ID No.:APE20230001

PORT0000000013 (WSI Project) 11,000 linear feet of 6 inch PVC, 5,300 linear feet of 3 inch PVC water line:

Narrative Requirements:

Condition No.	Condition
T-1	Construction of this project shall not result in the water system's inability to supply consistent water service in compliance with 401 KAR 8:100 Section 5]
T-2	The public water system shall not implement a change to the approved plans without the prior written approval of the cabinet. [401 KAR 8:100 Section 4(2)]
T-3	A proposed change to the approved plans affecting sanitary features of design shall be submitted to the cabinet for approval in accordance with administrative regulation. [401 KAR 8:100 Section 4(2)]
T-4	During construction, a set of approved plans and specifications shall be available at the job site. Construction shall be performed in accordance with the approved plans and specifications. [401 KAR 8:100 Section 3(1)]
T-5	Unless construction begins within two (2) years from the date of approval of the final plans and specifications, the approval shall be void. [401 KAR 8:100 Section 4(2)]
T-6	Upon completion of construction, a professional engineer shall certify in writing that the project has been completed in accordance with the approved plans and specifications. [401 KAR 8:100 Section 4(1)]
T-7	The system shall be designed to maintain a minimum pressure of 20 psi at ground level at all points in the distribution system under normal operating conditions. [Recommended Standards for Water Works 8.2.1, Drinking Water General Design Criteria IV.1.a]
T-8	Water lines should be hydraulically capable of a flow velocity of 2.5 ft/s while maintaining a pressure of at least 20 psi. [Drinking Water General Design Criteria IV.1.c]
T-9	The normal working pressure in the distribution system at the service connection shall not be less than 30 psi under peak demand defined as the maximum customer water usage rate, expressed in gallons per minute (gpm), in the pressure zone of interest during peak demand. [Drinking Water General Design Criteria IV.1.d]
T-10	When static pressure exceeds 150 psi, pressure reducing devices shall be provided on mains or as part of the meter setting on individual service lines. [Drinking Water General Design Criteria IV.1.c]
T-11	The minimum size of water main in the distribution system where fire protection is not to be provided should be a minimum of 12 inches. Any deviation from minimum requirements shall be justified by hydraulic analysis and future water use, and can be considered only in special cases. [Recommended Standards for Water Works 8.2.2, Drinking Water General Design Criteria IV.2.b]

Distribution-Major Construction

Western Mason Co Water District

Facility Requirements

Activity ID No.:APE20230001

PORT0000000013 (WSI Project) 11,000 linear feet of 6 inch PVC, 5,300 linear feet of 3 inch PVC water line:

Narrative Requirements:

Condition No.	Condition
T-12	Water mains not designed to carry fire-flows shall not have fire hydrants connected to them. [Recommended Standards for Water Works 8.2.4.b, Recommended Standards for Water Works 8.4.1.b]
T-13	Flushing devices should be sized to provide flows which will give a velocity of at least 2.5 feet per second in the water main being flushed. [Recommended Standards for Water Works 8.2.4.b, Recommended Standards for Water Works 8.4.1.b]
T-14	No flushing device shall be directly connected to any sewer. [Recommended Standards for Water Works 8.2.4.b, Recommended Standards for Water Works 8.4.1.b]
T-15	Pipe shall be constructed to a depth providing a minimum cover of 30 inches to top of pipe. [Drinking Water General Design Criteria 8.2.4.b, Recommended Standards for Water Works 8.4.1.b]
T-16	Water mains shall be covered with sufficient earth or other insulation to prevent freezing. [Recommended Standards for Water Works 8.2.4.b, Recommended Standards for Water Works 8.4.1.b]
T-17	A continuous and uniform bedding shall be provided in the trench for all buried pipe. Backfill material shall be tamped in layers to a height above the pipe to adequately support and protect the pipe. Stones found in the trench shall be removed for a depth of at least 12 inches above the pipe. [Recommended Standards for Water Works 8.7]
T-18	Water line installation shall incorporate the provisions of the AWWA standards and/or manufacturer's recommended installation instructions. [Recommended Standards for Water Works 8.7]
T-19	All materials used for the rehabilitation of water mains shall meet ANSI/NSF standards. [Recommended Standards for Water Works 8.7]
T-20	Packing and jointing materials used in the joints of pipe shall meet the standards of AWWA and the reviewing authority. [Recommended Standards for Water Works 8.7]
T-21	All tees, bends, plugs and hydrants shall be provided with reaction blocking, tie rods or joints designed to prevent movement. [Recommended Standards for Water Works 8.7]
T-22	All materials including pipe, fittings, valves and fire hydrants shall conform to the latest standards issued by the ASTM, AWWA and the reviewing authority, and be acceptable to the Division of Water. [Recommended Standards for Water Works 8.1]
T-23	Water mains which have been used previously for conveying potable water may be reused provided they meet the above standards and are in their original condition. [Recommended Standards for Water Works 8.1]

Distribution-Major Construction

Western Mason Co Water District

Facility Requirements

Activity ID No.:APE20230001

PORT000000013 (WSI Project) 11,000 linear feet of 6 inch PVC, 5,300 linear feet of 3 inch PVC water line:

Narrative Requirements:

Condition No.	Condition
T-24	Manufacturer approved transition joints shall be used between dissimilar piping materials. [Recommended Standards for Water
T-25	The minimum size of water main which provides for fire protection and serving fire hydrants shall be six-inch diameter. [Recom Drinking Water General Design Criteria IV.2.a]
T-26	Pipes and pipe fittings containing more than 8% lead shall not be used. All products shall comply with ANSI/NSF standards. [Re 8.1]
T-27	Gaskets containing lead shall not be used. Repairs to lead-joint pipe shall be made using alternative methods. [Recommended St
T-28	Pipe materials shall be selected to protect against both internal and external pipe corrosion. [Recommended Standards for Water
T-29	Dead end mains shall be equipped with a means to provide adequate flushing. [Recommended Standards for Water Works 8.2]
T-30	The hydrant lead shall be a minimum of six inches in diameter. Auxiliary valves shall be installed on all hydrant leads. [Recomr
T-31	A sufficient number of valves shall be provided on water mains to minimize inconvenience and sanitary hazards during repairs. [Works 8.3]
T-32	Wherever possible, chambers, pits or manholes containing valves, blow-offs, meters, or other such appurtenances to a distributic subject to flooding or in areas of high groundwater. Such chambers or pits should drain to the ground surface, or to absorption pi manholes shall not connect directly to any storm drain or sanitary sewer. Blow-offs shall not connect directly to any storm drain Standards for Water Works 8.6]
T-33	At high points in water mains where air can accumulate provisions shall be made to remove the air by means of air relief valves. Works 8.5.1]
T-34	Automatic air relief valves shall not be used in situations where flooding of the manhole or chamber may occur. [Recommended
T-35	The open end of an air relief pipe from automatic valves shall be extended to at least one foot above grade and provided with a s [Recommended Standards for Water Works 8.5.2.c]

Distribution-Major Construction

Western Mason Co Water District

Facility Requirements

Activity ID No.:APE20230001

PORT0000000013 (WSI Project) 11,000 linear feet of 6 inch PVC, 5,300 linear feet of 3 inch PVC water line:

Narrative Requirements:

Condition No.	Condition
T-36	Discharge piping from air relief valves shall not connect directly to any storm drain, storm sewer, or sanitary sewer. [Recommend
T-37	Water pipe shall be constructed with a lateral separation of 10 feet or more from any gravity sanitary or combined sewer measure practical a variance may be requested to allow the water pipe to be installed closer to the gravity sanitary or combined sewer pro trench or undisturbed shelf located on one side of the sewer with the bottom of the pipe at least 18 inches above the top of the gr [Drinking Water General Design Criteria IV.3.b]
T-38	Water lines crossing sanitary, combined or storm sewers shall be laid to provide a minimum vertical distance of 18 inches betwe outside of the sanitary, combined or storm sewer with preference to the water main located above the sanitary, combined or storr Design Criteria IV.3.c]
T-39	At crossings, one full length of water pipe shall be located so both joints will be as far from the sewer as possible. [Recommend
T-40	There shall be no connection between the distribution system and any pipes, pumps, hydrants, or tanks whereby unsafe water or discharged or drawn into the system. [Recommended Standards for Water Works 8.10.1]
T-41	Water utilities shall have a cross connection program conforming to 401 KAR 8. [Recommended Standards for Water Works 8.1
T-42	Installed pipe shall be pressure tested and leakage tested in accordance with the appropriate AWWA Standards. [Recommended
T-43	New, cleaned and repaired water mains shall be disinfected in accordance with AWWA Standard C651. The specifications shall adequate flushing, disinfection, and microbiological testing of all water mains. In an emergency or unusual situation, the disinfec the Division of Water. [Recommended Standards for Water Works 8.7.7]
T-44	A minimum cover of five feet shall be provided over pipe crossing underwater. [Recommended Standards for Water Works 8.9.2
T-45	Valves shall be provided at both ends of water crossings so that the section can be isolated for testing or repair; the valves shall b flooding for pipes crossing underwater. [Recommended Standards for Water Works 8.9.2.b]
T-46	Permanent taps or other provisions to allow insertion of a small meter to determine leakage and obtain water samples on each sic source for pipes crossing. [Recommended Standards for Water Works 8.9.2.c]

Distribution-Major Construction

Western Mason Co Water District

Facility Requirements

Activity ID No.:APE20230001

PORT000000014 (WSI Project) VFD booster pump station with pumps capable of 285 gpm at 140 ft TDH each:

Narrative Requirements:

Condition No.	Condition
T-1	Construction of this project shall not result in the water system's inability to supply consistent water service in compliance with 4 KAR 8:100 Section 5]
T-2	The public water system shall not implement a change to the approved plans without the prior written approval of the cabinet. [4
T-3	A proposed change to the approved plans affecting sanitary features of design shall be submitted to the cabinet for approval in accordance with administrative regulation. [401 KAR 8:100 Section 4(2)]
T-4	During construction, a set of approved plans and specifications shall be available at the job site. Construction shall be performed in accordance with the approved plans and specifications. [401 KAR 8:100 Section 3(1)]
T-5	Unless construction begins within two (2) years from the date of approval of the final plans and specifications, the approval shall be void.
T-6	Upon completion of construction, a professional engineer shall certify in writing that the project has been completed in accordance with the approved specifications. [401 KAR 8:100 Section 4(1)]
T-7	The system shall be designed to maintain a minimum pressure of 20 psi at ground level at all points in the distribution system unless otherwise specified. [Recommended Standards for Water Works 8.2.1, Drinking Water General Design Criteria IV.1.a]
T-8	Pumping facilities shall be elevated to a minimum of three feet above the 100-year flood elevation, or three feet above the highest adjacent ground elevation, or protected to such elevations, [Recommended Standards for Water Works 6.1.1.a]
T-9	Pumping facilities shall be readily accessible at all times. [Recommended Standards for Water Works 6.1.1.b]
T-10	Pumping facilities shall be graded around the station so as to lead surface drainage away from the station. [Recommended Standards for Water Works 6.1.1.c]
T-11	Pumping facilities shall be protected to prevent vandalism and entrance by animals or unauthorized persons. [Recommended Standards for Water Works 6.1.1.d]
T-12	Raw and finished pump stations shall have adequate space for the installation of additional units if needed, and for the safe servicing of the units. [Recommended Standards for Water Works 6.2.a]
T-13	Raw and finished pump stations shall have floors that slope to a suitable drain. [Recommended Standards for Water Works 6.2.e]

Distribution-Major Construction

Western Mason Co Water District

Facility Requirements

Activity ID No.:APE20230001

PORT000000014 (WSI Project) VFD booster pump station with pumps capable of 285 gpm at 140 ft TDH each:

Narrative Requirements:

Condition No.	Condition
T-14	Raw and finished pump stations shall provide a suitable outlet for drainage from pump glands without discharging onto the floor Works 6.2.f]
T-15	At least two pumping units shall be provided. With any pump out of service, the remaining pump or pumps shall be capable of p demand of the system. [Recommended Standards for Water Works 6.3]
T-16	Pumps shall have ample capacity to supply the peak demand against the required distribution system pressure without dangerous for Water Works 6.3.a]
T-17	Pumps shall be driven by prime movers able to meet the maximum horsepower condition of the pumps. [Recommended Standar
T-18	Pumps shall be provided with readily available spare parts and tools. [Recommended Standards for Water Works 6.3.c]
T-19	Pump stations shall have indicating, totalizing, and recording metering of the total water pumped. [Recommended Standards for
T-20	Each pump shall have a standard pressure gauge on its discharge line. [Recommended Standards for Water Works 6.6.3.a]
T-21	Each pump shall have a compound gauge on its suction line. [Recommended Standards for Water Works 6.6.3.b]
T-22	Where two or more pumps are installed, provision shall be made for alternation. [Recommended Standards for Water Works 6.6.
T-23	Provisions shall be made to prevent energizing the pump motor in the event of a backspin cycle. [Recommended Standards for W
T-24	Electrical controls shall be located above grade. [Recommended Standards for Water Works 6.6.5]
T-25	Equipment shall be provided or other arrangements made to prevent surge pressures from activating controls which switch on pu the normal design cycle of operation. [Recommended Standards for Water Works 6.6.5]
T-26	Pump stations shall have a power supply provided from at least two independent sources or a standby or an auxiliary source. [Re 6.6.6]

Distribution-Major Construction

Western Mason Co Water District

Facility Requirements

Activity ID No.:APE20230001

PORT0000000014 (WSI Project) VFD booster pump station with pumps capable of 285 gpm at 140 ft TDH each:

Narrative Requirements:

Condition No.	Condition
T-27	If standby power is provided by onsite generators or engines, the fuel storage and fuel line must be designed to protect the water [Recommended Standards for Water Works 6.6.6]
T-28	All lubricants which come into contact with the potable water shall be certified for conformance to ANSI/NSF Standard 60. [Rec 6.6.8]
T-29	Booster pumps stations shall have a bypass available. [Recommended Standards for Water Works 6.4.e]
T-30	Each booster pumping station shall contain not less than two pumps with capacities such that peak demand can be satisfied with [Recommended Standards for Water Works 6.4.1]
T-31	All booster pumping stations shall be fitted with a flow rate indicating and totalizer meter. [Recommended Standards for Water Works 6.4.1]
T-32	Inline booster pumps shall be accessible for servicing and repairs. [Recommended Standards for Water Works 6.4.3]
T-33	Each pump must have an isolation valve on the intake and discharge side of the pump to permit satisfactory operation, maintenance [Recommended Standards for Water Works 6.6.1]
T-34	Each pump shall have a positive acting check valve on the discharge side between the pump and the shut off valve. [Recommended Standards for Water Works 6.4.1]
T-35	Pump station piping shall be designed so that the friction losses will be minimized, not be subject to contamination, have water hammer with suitable restraints when necessary, and be such that each pump has an individual suction line or the lines shall have similar hydraulic and operating conditions. [Recommended Standards for Water Works 6.6.2]
T-36	Booster pumps taking suction from storage tanks shall be provided adequate net positive suction head. [Recommended Standards for Water Works 6.4.1]
T-37	Booster pumps shall be controlled so that automatic shutoff or low pressure controllers maintain at least 20 psi in the suction line or [Recommended Standards for Water Works 6.4.c]
T-38	Booster pumps taking suction from ground storage tanks shall be equipped with automatic shutoffs or low pressure controllers. [Recommended Standards for Water Works 6.4.c]

Distribution-Major Construction

Western Mason Co Water District

Facility Requirements

Activity ID No.:APE20230001

PORT0000000014 (WSI Project) VFD booster pump station with pumps capable of 285 gpm at 140 ft TDH each:

Narrative Requirements:

Condition No.	Condition
T-39	All automatic pump stations should be provided with automatic signaling apparatus which will report when the station is out of service. [Recommended Standard Water Works 6.5]
T-40	All remote controlled stations shall be electrically operated and controlled and shall have signaling apparatus of proven performance. [Recommended Standard Water Works 6.5]
T-41	Raw and finished pump stations shall have a floor elevation of at least six inches above finished grade. [Recommended Standard



Andy Beshear
GOVERNOR

ENERGY AND ENVIRONMENT CABINET
DEPARTMENT FOR ENVIRONMENTAL PROTECTION

Rebecca W. Goodman
SECRETARY

300 Sower Boulevard
Frankfort, Kentucky 40601
Phone: (502) 564-2150
Fax: 502-564-4245

Anthony R. Hatton
COMMISSIONER

October 26, 2023

Mr. David French
Western Mason Co Water District
PO Box 49
Dover, KY 41034

RE: WSI Project
Mason County, KY
Western Mason Co Water District
AI #: 3027, APE20230001
PWSID #: 0810460-23-001

Dear Mr. French:

We have reviewed the plans and specifications for the above referenced project. The plans include the construction of VFD booster pump station with 2 pumps capable of 285 gpm at 140 ft TDH each and approximately 11,000 linear feet of 6-inch PVC waterline, and 5,300 linear feet of 3-inch PVC water line. This is to advise that plans and specifications for the above referenced project are APPROVED with respect to sanitary features of design, as of this date with the requirements contained in the attached construction permit.

If you have any questions concerning this project, please contact Daniel Kulik at 502-782-6998.

Sincerely,

Terry Humphries, P.E.
Supervisor, Engineering Section
Water Infrastructure Branch
Division of Water

TH:DK

Enclosures

c: Bluegrass Engineering PLLC
Mason County Health Department
Division of Plumbing

EXHIBIT C

Preliminary Number Runs

\$2,300,000

*Western Mason Water District
Potential Loan through the Rural Water Financing Agency
Thirty Year Term*

Sources & Uses

Dated 06/15/2024 | Delivered 06/15/2024

Sources Of Funds

Par Amount of Bonds.....	\$2,300,000.00
Reoffering Premium.....	7,551.85
Total Sources.....	\$2,307,551.85

Uses Of Funds

Total Underwriter's Discount (1.250%).....	28,750.00
Costs of Issuance.....	45,050.00
Deposit to Project Construction Fund.....	2,230,000.00
Rounding Amount.....	3,751.85
Total Uses.....	\$2,307,551.85

\$2,300,000

*Western Mason Water District
Potential Loan through the Rural Water Financing Agency
Thirty Year Term*

Debt Service Schedule

Date	Principal	Coupon	Interest	Total P+I	Fiscal Total
06/15/2024	-	-	-	-	-
02/01/2025	-	-	67,409.21	67,409.21	-
08/01/2025	25,000.00	5.000%	53,688.75	78,688.75	-
12/31/2025	-	-	-	-	146,097.96
02/01/2026	-	-	53,063.75	53,063.75	-
08/01/2026	40,000.00	5.000%	53,063.75	93,063.75	-
12/31/2026	-	-	-	-	146,127.50
02/01/2027	-	-	52,063.75	52,063.75	-
08/01/2027	40,000.00	5.000%	52,063.75	92,063.75	-
12/31/2027	-	-	-	-	144,127.50
02/01/2028	-	-	51,063.75	51,063.75	-
08/01/2028	45,000.00	5.000%	51,063.75	96,063.75	-
12/31/2028	-	-	-	-	147,127.50
02/01/2029	-	-	49,938.75	49,938.75	-
08/01/2029	45,000.00	5.000%	49,938.75	94,938.75	-
12/31/2029	-	-	-	-	144,877.50
02/01/2030	-	-	48,813.75	48,813.75	-
08/01/2030	45,000.00	5.000%	48,813.75	93,813.75	-
12/31/2030	-	-	-	-	142,627.50
02/01/2031	-	-	47,688.75	47,688.75	-
08/01/2031	50,000.00	5.000%	47,688.75	97,688.75	-
12/31/2031	-	-	-	-	145,377.50
02/01/2032	-	-	46,438.75	46,438.75	-
08/01/2032	50,000.00	5.000%	46,438.75	96,438.75	-
12/31/2032	-	-	-	-	142,877.50
02/01/2033	-	-	45,188.75	45,188.75	-
08/01/2033	55,000.00	4.500%	45,188.75	100,188.75	-
12/31/2033	-	-	-	-	145,377.50
02/01/2034	-	-	43,951.25	43,951.25	-
08/01/2034	55,000.00	4.500%	43,951.25	98,951.25	-
12/31/2034	-	-	-	-	142,902.50
02/01/2035	-	-	42,713.75	42,713.75	-
08/01/2035	60,000.00	4.500%	42,713.75	102,713.75	-
12/31/2035	-	-	-	-	145,427.50
02/01/2036	-	-	41,363.75	41,363.75	-
08/01/2036	60,000.00	4.200%	41,363.75	101,363.75	-
12/31/2036	-	-	-	-	142,727.50
02/01/2037	-	-	40,103.75	40,103.75	-
08/01/2037	65,000.00	4.200%	40,103.75	105,103.75	-
12/31/2037	-	-	-	-	145,207.50
02/01/2038	-	-	38,738.75	38,738.75	-
08/01/2038	65,000.00	4.200%	38,738.75	103,738.75	-
12/31/2038	-	-	-	-	142,477.50
02/01/2039	-	-	37,373.75	37,373.75	-
08/01/2039	70,000.00	4.200%	37,373.75	107,373.75	-
12/31/2039	-	-	-	-	144,747.50
02/01/2040	-	-	35,903.75	35,903.75	-
08/01/2040	75,000.00	4.250%	35,903.75	110,903.75	-
12/31/2040	-	-	-	-	146,807.50
02/01/2041	-	-	34,310.00	34,310.00	-
08/01/2041	75,000.00	4.350%	34,310.00	109,310.00	-
12/31/2041	-	-	-	-	143,620.00
02/01/2042	-	-	32,678.75	32,678.75	-
08/01/2042	80,000.00	4.400%	32,678.75	112,678.75	-
12/31/2042	-	-	-	-	145,357.50
02/01/2043	-	-	30,918.75	30,918.75	-
08/01/2043	85,000.00	4.450%	30,918.75	115,918.75	-
12/31/2043	-	-	-	-	146,837.50
02/01/2044	-	-	29,027.50	29,027.50	-

08/01/2044	85,000.00	4.550%	29,027.50	114,027.50	-
12/31/2044	-	-	-	-	143,055.00
02/01/2045	-	-	27,093.75	27,093.75	-
08/01/2045	90,000.00	4.600%	27,093.75	117,093.75	-
12/31/2045	-	-	-	-	144,187.50
02/01/2046	-	-	25,023.75	25,023.75	-
08/01/2046	95,000.00	4.650%	25,023.75	120,023.75	-
12/31/2046	-	-	-	-	145,047.50
02/01/2047	-	-	22,815.00	22,815.00	-
08/01/2047	100,000.00	4.700%	22,815.00	122,815.00	-
12/31/2047	-	-	-	-	145,630.00
02/01/2048	-	-	20,465.00	20,465.00	-
08/01/2048	105,000.00	4.800%	20,465.00	125,465.00	-
12/31/2048	-	-	-	-	145,930.00
02/01/2049	-	-	17,945.00	17,945.00	-
08/01/2049	110,000.00	4.850%	17,945.00	127,945.00	-
12/31/2049	-	-	-	-	145,890.00
02/01/2050	-	-	15,277.50	15,277.50	-
08/01/2050	115,000.00	4.850%	15,277.50	130,277.50	-
12/31/2050	-	-	-	-	145,555.00
02/01/2051	-	-	12,488.75	12,488.75	-
08/01/2051	120,000.00	4.850%	12,488.75	132,488.75	-
12/31/2051	-	-	-	-	144,977.50
02/01/2052	-	-	9,578.75	9,578.75	-
08/01/2052	125,000.00	4.850%	9,578.75	134,578.75	-
12/31/2052	-	-	-	-	144,157.50
02/01/2053	-	-	6,547.50	6,547.50	-
08/01/2053	130,000.00	4.850%	6,547.50	136,547.50	-
12/31/2053	-	-	-	-	143,095.00
02/01/2054	-	-	3,395.00	3,395.00	-
08/01/2054	140,000.00	4.850%	3,395.00	143,395.00	-
12/31/2054	-	-	-	-	146,790.00
Total	\$2,300,000.00	-	\$2,045,045.46	\$4,345,045.46	-

Yield Statistics

Bond Year Dollars.....	\$43,653.89
Average Life.....	18.980 Years
Average Coupon.....	4.6846810%
Net Interest Cost (NIC).....	4.7332406%
True Interest Cost (TIC).....	4.7458830%
Bond Yield for Arbitrage Purposes.....	4.6399960%
All Inclusive Cost (AIC).....	4.9444067%

IRS Form 8038

Net Interest Cost.....	4.7045392%
Weighted Average Maturity.....	18.768 Years

Western Mason -4.19.24 PS | SINGLE PURPOSE | 4/22/2024 | 10:33 AM

Raymond James
Public Finance

\$2,300,000

*Western Mason Water District
Potential Loan through the Rural Water Financing Agency
Thirty Year Term*

Net Debt Service Schedule

Date	Principal	Coupon	Interest	Total P+I	Trustee	Net New D/S
12/31/2024	-	-	-	-	450.00	450.00
12/31/2025	25,000.00	5.000%	121,097.96	146,097.96	450.00	146,547.96
12/31/2026	40,000.00	5.000%	106,127.50	146,127.50	450.00	146,577.50
12/31/2027	40,000.00	5.000%	104,127.50	144,127.50	450.00	144,577.50
12/31/2028	45,000.00	5.000%	102,127.50	147,127.50	450.00	147,577.50
12/31/2029	45,000.00	5.000%	99,877.50	144,877.50	450.00	145,327.50
12/31/2030	45,000.00	5.000%	97,627.50	142,627.50	450.00	143,077.50
12/31/2031	50,000.00	5.000%	95,377.50	145,377.50	450.00	145,827.50
12/31/2032	50,000.00	5.000%	92,877.50	142,877.50	450.00	143,327.50
12/31/2033	55,000.00	4.500%	90,377.50	145,377.50	450.00	145,827.50
12/31/2034	55,000.00	4.500%	87,902.50	142,902.50	450.00	143,352.50
12/31/2035	60,000.00	4.500%	85,427.50	145,427.50	450.00	145,877.50
12/31/2036	60,000.00	4.200%	82,727.50	142,727.50	450.00	143,177.50
12/31/2037	65,000.00	4.200%	80,207.50	145,207.50	450.00	145,657.50
12/31/2038	65,000.00	4.200%	77,477.50	142,477.50	450.00	142,927.50
12/31/2039	70,000.00	4.200%	74,747.50	144,747.50	450.00	145,197.50
12/31/2040	75,000.00	4.250%	71,807.50	146,807.50	450.00	147,257.50
12/31/2041	75,000.00	4.350%	68,620.00	143,620.00	450.00	144,070.00
12/31/2042	80,000.00	4.400%	65,357.50	145,357.50	450.00	145,807.50
12/31/2043	85,000.00	4.450%	61,837.50	146,837.50	450.00	147,287.50
12/31/2044	85,000.00	4.550%	58,055.00	143,055.00	450.00	143,505.00
12/31/2045	90,000.00	4.600%	54,187.50	144,187.50	450.00	144,637.50
12/31/2046	95,000.00	4.650%	50,047.50	145,047.50	450.00	145,497.50
12/31/2047	100,000.00	4.700%	45,630.00	145,630.00	450.00	146,080.00
12/31/2048	105,000.00	4.800%	40,930.00	145,930.00	450.00	146,380.00
12/31/2049	110,000.00	4.850%	35,890.00	145,890.00	450.00	146,340.00
12/31/2050	115,000.00	4.850%	30,555.00	145,555.00	450.00	146,005.00
12/31/2051	120,000.00	4.850%	24,977.50	144,977.50	450.00	145,427.50
12/31/2052	125,000.00	4.850%	19,157.50	144,157.50	450.00	144,607.50
12/31/2053	130,000.00	4.850%	13,095.00	143,095.00	450.00	143,545.00
12/31/2054	140,000.00	4.850%	6,790.00	146,790.00	450.00	147,240.00
Total	\$2,300,000.00	-	\$2,045,045.46	\$4,345,045.46	\$13,950.00	\$4,358,995.46

\$2,300,000

Western Mason Water District
 Potential Loan through the Rural Water Financing Agency
 Thirty Year Term

Pricing Summary

Maturity	Type of Bond	Coupon	Yield	Maturity Value	Price	YTM	Call Date	Call Price	Dollar Price
08/01/2025	Serial Coupon	5.000%	3.900%	25,000.00	101.197%	-	-	-	25,299.25
08/01/2026	Serial Coupon	5.000%	3.670%	40,000.00	102.694%	-	-	-	41,077.60
08/01/2027	Serial Coupon	5.000%	3.760%	40,000.00	103.622%	-	-	-	41,448.80
08/01/2028	Serial Coupon	5.000%	3.670%	45,000.00	105.047%	-	-	-	47,271.15
08/01/2029	Serial Coupon	5.000%	3.610%	45,000.00	106.449%	-	-	-	47,902.05
08/01/2030	Serial Coupon	5.000%	3.580%	45,000.00	107.747%	-	-	-	48,486.15
08/01/2031	Serial Coupon	5.000%	3.690%	50,000.00	108.140%	-	-	-	54,070.00
08/01/2032	Serial Coupon	5.000%	3.720%	50,000.00	108.902%	-	-	-	54,451.00
08/01/2033	Serial Coupon	4.500%	3.720%	55,000.00	105.986%	-	-	-	58,292.30
08/01/2034	Serial Coupon	4.500%	3.710%	55,000.00	106.615%	-	-	-	58,638.25
08/01/2035	Serial Coupon	4.500%	3.890%	60,000.00	105.062%	c 3.933%	08/01/2034	100.000%	63,037.20
08/01/2036	Serial Coupon	4.200%	3.960%	60,000.00	101.982%	c 3.992%	08/01/2034	100.000%	61,189.20
08/01/2037	Serial Coupon	4.200%	4.100%	65,000.00	100.817%	c 4.118%	08/01/2034	100.000%	65,531.05
08/01/2038	Serial Coupon	4.200%	4.170%	65,000.00	100.241%	c 4.177%	08/01/2034	100.000%	65,156.65
08/01/2039	Serial Coupon	4.200%	4.250%	70,000.00	99.442%	-	-	-	69,609.40
08/01/2040	Serial Coupon	4.250%	4.360%	75,000.00	98.731%	-	-	-	74,048.25
08/01/2041	Serial Coupon	4.350%	4.460%	75,000.00	98.687%	-	-	-	74,015.25
08/01/2042	Serial Coupon	4.400%	4.520%	80,000.00	98.521%	-	-	-	78,816.80
08/01/2043	Serial Coupon	4.450%	4.590%	85,000.00	98.225%	-	-	-	83,491.25
08/01/2044	Serial Coupon	4.550%	4.660%	85,000.00	98.568%	-	-	-	83,782.80
08/01/2045	Serial Coupon	4.600%	4.710%	90,000.00	98.532%	-	-	-	88,678.80
08/01/2046	Serial Coupon	4.650%	4.760%	95,000.00	98.499%	-	-	-	93,574.05
08/01/2047	Serial Coupon	4.700%	4.840%	100,000.00	98.059%	-	-	-	98,059.00
08/01/2048	Serial Coupon	4.800%	4.870%	105,000.00	99.007%	-	-	-	103,957.35
08/01/2049	Serial Coupon	4.850%	4.950%	110,000.00	98.565%	-	-	-	108,421.50
08/01/2050	Serial Coupon	4.850%	4.950%	115,000.00	98.537%	-	-	-	113,317.55
08/01/2051	Serial Coupon	4.850%	4.950%	120,000.00	98.510%	-	-	-	118,212.00
08/01/2052	Serial Coupon	4.850%	4.970%	125,000.00	98.186%	-	-	-	122,732.50
08/01/2053	Serial Coupon	4.850%	4.970%	130,000.00	98.157%	-	-	-	127,604.10
08/01/2054	Serial Coupon	4.850%	4.970%	140,000.00	98.129%	-	-	-	137,380.60
Total	-	-	-	\$2,300,000.00	-	-	-	-	\$2,307,551.85

Bid Information

Par Amount of Bonds.....	\$2,300,000.00
Reoffering Premium or (Discount).....	7,551.85
Gross Production.....	\$2,307,551.85
Total Underwriter's Discount (1.250%).....	\$(28,750.00)
Bid (99.078%).....	2,278,801.85
Total Purchase Price.....	\$2,278,801.85
Bond Year Dollars.....	\$43,653.89
Average Life.....	18.980 Years
Average Coupon.....	4.6846810%
Net Interest Cost (NIC).....	4.7332406%
True Interest Cost (TIC).....	4.7458830%

Western Mason -4.19.24 PS | SINGLE PURPOSE | 4/22/2024 | 10:33 AM

EXHIBIT D

Final Project Budget



Project: Western Mason Water District
System Improvements & Meter
Replacement Project

Item No.	Description	Quantity	Unit	\$/unit	Bid Amount
Contract 1					
1	6" PVC Water Main, Class 250	17,500	LF	\$ 29.00	\$ 507,500.00
2	3" PVC Water Main, Class 250	5,000	LF	\$ 22.00	\$ 110,000.00
3	2" PE Water Main, HDPE DR-9	600	LF	\$ 14.00	\$ 8,400.00
4	Directional Drill, 8" HDPE DR-9	75	LF	\$ 85.00	\$ 6,375.00
5	Directional Drill, 4" HDPE DR-9	50	LF	\$ 45.00	\$ 2,250.00
6	10" PVC Casing, Open Cut	225	LF	\$ 25.00	\$ 5,625.00
7	Tapping Sleeve & Valve	4	EA	\$ 4,500.00	\$ 18,000.00
8	6" Gate Valve & Box	15	EA	\$ 1,600.00	\$ 24,000.00
9	4" Gate Valve & Box	1	EA	\$ 1,400.00	\$ 1,400.00
10	3" Gate Valve & Box	5	EA	\$ 1,200.00	\$ 6,000.00
11	Cut & Plug Existing W.M.	9	EA	\$ 1,500.00	\$ 13,500.00
12	12" Steel Casing, Bore & Jack	325	LF	\$ 200.00	\$ 65,000.00
13	Connection to Existing W.M.	3	EA	\$ 2,000.00	\$ 6,000.00
14	Flushing Hydrant Assembly	4	EA	\$ 8,000.00	\$ 32,000.00
15	Underground Blow Off Assembly	2	EA	\$ 3,000.00	\$ 6,000.00
16	Reconnect Existing Customer Service	75	EA	\$ 1,900.00	\$ 142,500.00
17	Air Release Valve	1	EA	\$ 700.00	\$ 700.00
18	Additional Service Tubing	600	LF	\$ 15.00	\$ 9,000.00
19	New Minerva BPS and Appurtenances	1	LS	\$ 398,000.00	\$ 398,000.00
20	Furnishing, setting in place, and installation of a permanently mounted backup generator with associated concrete pad at the District's new Minerva BPS. Generator shall be propane fueled, 3 Phase, minimum 60 kW, 277/480 volts, weather enclosed.	1	LS	\$ 25,000.00	\$ 25,000.00
21	Clean up and restoration of disturbed areas	26,000	LF	\$ 1.50	\$ 39,000.00
Sub-Total (Contract 1)					\$ 1,426,250.00
Contract 2					
1	Purchase and installation of 5/8" x 3/4" Radio Read Meters into existing settlers. Also included is the transfer of information from the old to new meters to the software digitally from the field	825	EA	\$ 459.19	\$ 378,831.75
2	Replace Existing Meter Box Lid	825	EA	\$ 151.74	\$ 125,185.50
3	Replace Existing Setter in Existing Meter Box (labor only)	75	EA	\$ 168.54	\$ 12,640.50
4	Replace Existing Meter Box (labor only)	50	EA	\$ 121.43	\$ 6,071.50
Sub-Total (Contract 2)					\$ 522,729.25
Total - Construction Cost					\$ 1,948,979.25
Non-Construction Costs					
Contingencies @ 10.0%					\$ 194,897.9
Administrative & Legal Expenses					\$ 5,000
Costs of Issuance of Debt					\$ 45,375
Land, Appraisals, Easements, Surveying					\$ 5,000
Planning					\$ 15,000
Engineering Fees - Design					\$ 94,000
Engineering Fees - Construction Administration					\$ 30,500
Engineering Fees - Inspection					\$ 77,250
Engineering Fees - Other					\$ 5,000
Total - Non-Construction Costs					\$ 472,023
Total - Project Costs					\$ 2,421,002
Proposed Funding					
KRWFC					\$ 2,300,000
Cleaner Water Funds (Remaining in Phase 2)					\$ 45,000
Local Contributions					\$ 76,002
Total Funding Available					\$ 2,421,002

EXHIBIT E

Estimated Annual Cost of Operation

PROFORMA INCOME STATEMENT 2023-2028
Western Mason County Water District

	2021	Known and	2023	2024	2025	2026	2027	2028
	<u>Actual</u>	<u>Measureable</u>	<u>Proforma</u>	<u>Proforma</u>	<u>Proforma</u>	<u>Proforma</u>	<u>Proforma</u>	<u>Proforma</u>
		<u>Adjustments</u>						
<u>Operating Revenues</u>								
Total Metered Retail Sales	768,264	24,146	792,410	879,575	976,328	976,328	976,328	976,328
Other Water Revenues:								
Forfeited Discounts			-					
Misc. Service Revenues			-					
Other Water Revenues	32,475	-	32,475	32,475	32,475	32,475	32,475	32,475
Total Operating Revenues	800,739	24,146	824,885	912,050	1,008,803	1,008,803	1,008,803	1,008,803
<u>Operating Expenses</u>								
Operation and Maintenance								
Salaries and Wages - Employees	217,109	(2,925)	265,686	278,971	292,919	307,565	322,943	339,090
Salaries and Wages - Officers	14,400		14,400	15,120	15,876	16,670	17,503	18,378
Employee Pensions and Benefits	66,208	(27,642)	38,566	40,494	42,519	44,645	46,877	49,221
Purchased Water								
Purchased Power	54,478		54,478	57,202	60,062	63,065	66,218	69,529
Chemicals								
Materials and Supplies	83,865	(6,825)	77,040	80,892	84,937	89,183	93,643	98,325
Contractual Services - Accounting	16,644		16,644	17,476	18,350	19,268	20,231	21,242
Contractual Services - Management								
Contractual Services - Other	21,822		21,822	22,913	24,059	25,262	26,525	27,851
Rental of Building/Real Property								
Transportation Expenses	7,389		7,389	7,758	8,146	8,554	8,981	9,430
Insurance - General Liability								
Insurance - Other	13,928		13,928	14,624	15,356	16,123	16,930	17,776
Bad Debt								
Miscellaneous Expenses	4,312	-	4,312	4,528	4,754	4,992	5,241	5,503
Total Operation and Mnt. Expenses	500,155	14,110	514,265	539,978	566,977	595,326	625,092	656,347
Current Depreciation Expense	224,465	(39,189)	185,276	185,276	185,276	185,276	185,276	185,276
New Depreciation				21,725	31,992	48,448	59,983	67,304
Taxes Other Than Income	16,979	3,570	20,549	20,549	20,549	20,549	20,549	20,549
Total Operating Expenses	741,599	(21,509)	720,090	767,528	804,794	849,598	890,900	929,475
Total Utility Operating Income	59,140	45,655	104,795	144,522	204,010	159,205	117,903	79,328
Non Operating Income	11,999	-	11,999	11,999	11,999	11,999	11,999	11,999
Current Interest Payments	(156,180)	-	(135,455)	(131,346)	(127,027)	(122,588)	(117,887)	(117,887)
Net Income	(85,041)	45,655	(18,661)	25,176	88,982	48,616	12,015	(26,560)

EXHIBIT F

Financial Statements

**WESTERN MASON COUNTY WATER DISTRICT
STATEMENTS OF NET POSITION
PROPRIETARY FUND
DECEMBER 31, 2022 AND 2021**

	<u>2022</u>	<u>(As Restated) 2021</u>
ASSETS		
Current Assets:		
Cash and cash equivalents - unrestricted	\$ 162,555	\$ 69,259
Accounts receivable (net of allowance for doubtful accounts of \$50,347 and \$50,347, respectively)	123,618	116,992
Inventory	<u>33,732</u>	<u>32,449</u>
Total current assets	<u>319,905</u>	<u>218,700</u>
Noncurrent Assets:		
Cash and cash equivalents – restricted	404,698	150,754
Capital Assets:		
Non-depreciable	206,996	206,996
Depreciable, net of accumulated depreciation	4,966,017	4,945,112
Right-to-use assets	<u>3,690</u>	<u>-</u>
Total noncurrent assets	<u>5,581,401</u>	<u>5,302,862</u>
Total assets	<u>\$ 5,901,306</u>	<u>\$ 5,521,562</u>
LIABILITIES		
Current Liabilities:		
Accounts payable	\$ 207,326	\$ 126,056
Accrued payroll and related liabilities	22,184	-
Accrued taxes	3,135	12,631
Accrued interest	88,196	26,531
Deferred revenue	-	9,435
Customer deposits	18,860	18,334
Leases payable – current	2,051	-
Notes payable – current	11,745	11,514
Bonds payable – current	<u>94,500</u>	<u>-</u>
Total current liabilities	<u>447,997</u>	<u>204,501</u>
Noncurrent liabilities:		
Leases payable – net of current portion	1,736	-
Notes payable – net of current portion	102,871	114,617
Bonds payable – net of current portion	<u>3,545,000</u>	<u>3,639,500</u>
Total noncurrent liabilities	<u>3,649,607</u>	<u>3,754,117</u>
Total liabilities	<u>4,097,604</u>	<u>3,958,618</u>
NET POSITION		
Net investment in capital assets	1,418,897	1,386,477
Restricted for:		
Debt service	183,710	318
Customer deposits	21,056	20,812
Capital projects and replacement	199,932	115,465
Unrestricted	<u>(19,893)</u>	<u>39,872</u>
Total net position	<u>1,803,702</u>	<u>1,562,944</u>
Total liabilities and net position	<u>\$ 5,901,306</u>	<u>\$ 5,521,562</u>

The accompanying notes to financial statements are an integral part of this statement.

**WESTERN MASON COUNTY WATER DISTRICT
STATEMENTS OF REVENUES, EXPENSES
AND CHANGES IN NET POSITION
PROPRIETARY FUND
FOR THE YEARS ENDED DECEMBER 31, 2022 AND 2021**

	<u>2022</u>	<u>2021</u>
OPERATING REVENUES		
Water sales	\$ 794,268	\$ 768,264
Service charges and other revenue	35,777	32,475
Total operating revenues	<u>830,045</u>	<u>800,739</u>
OPERATING EXPENSES		
Salaries and wages	309,815	248,488
Employee benefits	75,356	66,208
Accounting and legal	33,408	16,644
Depreciation	230,246	224,465
Insurance	14,797	13,928
Materials and supplies	27,074	42,773
Office and utility expense	43,902	41,092
Purchased power	51,868	54,478
Regulatory commission expense	4,004	4,312
Repairs and maintenance	24,154	18,386
Vehicle expense	6,689	7,389
Water testing	2,146	3,436
Other	11,525	-
Total operating expenses	<u>834,984</u>	<u>741,599</u>
OPERATING INCOME (LOSS)	<u>(4,939)</u>	<u>59,140</u>
NON-OPERATING REVENUES (EXPENSES)		
Sewer billing fees	11,940	11,940
Interest income	92	59
Interest expense	(90,759)	(156,180)
Reimbursement for new line extension	-	34,675
Total non-operating revenues (expenses)	<u>(78,727)</u>	<u>(109,506)</u>
INCOME (LOSS) BEFORE CAPITAL CONTRIBUTIONS	(83,666)	(50,366)
Capital grants	318,424	238,970
Customer tap fees	6,000	10,050
INCREASE IN NET POSITION	240,758	198,654
NET POSITION, BEGINNING OF YEAR (as restated)	<u>1,562,944</u>	<u>1,364,290</u>
NET POSITION, END OF YEAR (as restated)	<u>\$ 1,803,702</u>	<u>\$ 1,562,944</u>

The accompanying notes to financial statements are an integral part of this statement.

**WESTERN MASON COUNTY WATER DISTRICT
STATEMENTS OF CASH FLOWS
PROPRIETARY FUND
FOR THE YEARS ENDED DECEMBER 31, 2022 AND 2021**

	<u>2022</u>	<u>2021</u>
CASH FLOWS FROM OPERATING ACTIVITIES		
Cash received from customers	\$ 805,014	\$ 792,631
Cash payments to suppliers for goods and services	(214,936)	(244,473)
Cash payments to employees	(287,631)	(248,488)
Net cash provided by operating activities	<u>302,447</u>	<u>299,670</u>
CASH FLOWS FROM CAPITAL AND RELATED FINANCING ACTIVITIES		
Proceeds from loan (RD loan)	-	834,569
Principal paid on capital debt	(11,515)	(227,613)
Interest paid on capital debt	(28,997)	(156,180)
Reimbursement from new line extension	-	34,675
Purchases of capital assets	(251,151)	(1,848,688)
Construction in progress	-	681,649
Contributed capital – tap fees	6,000	10,050
Contributed capital – grants	318,424	238,970
Net receipts from sanitation district	11,940	11,940
Net cash provided by (used for) capital and related financing activities	<u>44,701</u>	<u>(420,628)</u>
CASH FLOWS FROM INVESTING ACTIVITIES		
Interest income	92	59
Net cash provided by investing activities	<u>92</u>	<u>59</u>
NET INCREASE (DECREASE) IN CASH AND CASH EQUIVALENTS	347,240	(120,899)
CASH AND CASH EQUIVALENTS, BEGINNING OF YEAR	<u>220,013</u>	<u>340,912</u>
CASH AND CASH EQUIVALENTS, END OF YEAR	<u>\$ 567,253</u>	<u>\$ 220,013</u>
RECONCILIATION OF OPERATING INCOME (LOSS) TO NET CASH PROVIDED BY OPERATING ACTIVITIES		
Operating income (loss)	\$ (4,939)	\$ 59,140
Adjustments to reconcile operating income (loss) to net cash provided by operating activities:		
Depreciation expense	230,246	224,465
Changes in assets and liabilities:		
Accounts receivable	(6,626)	(8,208)
Inventories	(1,283)	(5,984)
Accounts payable and other liabilities	84,523	30,157
Customer deposits	526	100
Net cash provided by operating activities	<u>\$ 302,447</u>	<u>\$ 299,670</u>
Reconciliation of cash:		
Cash and cash equivalents - unrestricted	\$ 162,555	\$ 69,259
Cash and cash equivalents – restricted	404,698	150,754
Cash and cash equivalents, end of year	<u>\$ 567,253</u>	<u>\$ 220,013</u>

The accompanying notes to financial statements are an integral part of this statement.

EXHIBIT G

Notification to State Local Debt Officer

Kentucky Home Trust Building, 450 South Third Street, Louisville, Kentucky 40202-1410
Telephone (502) 569-7525 Telefax (502) 569-7555 www.rubinhays.com

CHARLES S. MUSSON
W. RANDALL JONES
CHRISTIAN L. JUCKETT
NICHOLAS J. LOCOCO

April 19, 2024

Honorable Dennis Keene
Commissioner and State Local Debt Officer
100 Airport Road, Third Floor
Frankfort, Kentucky 40601

Re: Western Mason County Water District
Notice of Intent to Issue Securities

Dear Commissioner Keene:

Pursuant to the regulations of the Kentucky Public Service Commission, specifically 807 KAR 5:001: Section 18(1)(g), please be advised that the Western Mason County Water District (the "District") hereby notifies the State Local Debt Officer that the District intends on issuing securities in the form of a loan from the Kentucky Rural Water Finance Corporation for the purpose of financing the cost of improvements to the District's waterworks system.

We will file the appropriate documents with your office in accordance with the requirements of KRS 65.117 once the securities are issued.

Very truly yours,

Rubin & Hays

By 
W. Randall Jones

WRJ:jl
Enclosures

EXHIBIT H

Cost Estimate by USOA Numbers

**WESTERN MASON WATER DISTRICT
SYSTEM IMPROVEMENTS PROJECT
CONTRACT NO. 1: WATER LINE REPLACEMENT & NEW BPS
BREAKDOWN OF PROJECT COSTS BY USOA
ACCOUNT NUMBER: 330**

Item No.	Item Description	Quantity	Unit	\$/unit	Total Cost
1	6" PVC Water Main, Class 250	17,500	LF	\$ 29.00	\$ 507,500.00
2	3" PVC Water Main, Class 250	5,000	LF	\$ 22.00	\$ 110,000.00
3	2" PE Water Main, HDPE DR-9	600	LF	\$ 14.00	\$ 8,400.00
4	Directional Drill, 8" HDPE DR-9	75	LF	\$ 85.00	\$ 6,375.00
5	Directional Drill, 4" HDPE DR-9	50	LF	\$ 45.00	\$ 2,250.00
6	10" PVC Casing, Open Cut	225	LF	\$ 25.00	\$ 5,625.00
7	Tapping Sleeve & Valve	4	EA	\$ 4,500.00	\$ 18,000.00
8	6" Gate Valve & Box	15	EA	\$ 1,600.00	\$ 24,000.00
9	4" Gate Valve & Box	1	EA	\$ 1,400.00	\$ 1,400.00
10	3" Gate Valve & Box	5	EA	\$ 1,200.00	\$ 6,000.00
11	Cut & Plug Existing W.M.	9	EA	\$ 1,500.00	\$ 13,500.00
12	12" Steel Casing, Bore & Jack	325	LF	\$ 200.00	\$ 65,000.00
13	Connection to Existing W.M.	3	EA	\$ 2,000.00	\$ 6,000.00
14	Flushing Hydrant Assembly	4	EA	\$ 8,000.00	\$ 32,000.00
15	Underground Blow Off Assembly	2	EA	\$ 3,000.00	\$ 6,000.00
16	Reconnect Existing Customer Service	75	EA	\$ 1,900.00	\$ 142,500.00
17	Air Release Valve	1	EA	\$ 700.00	\$ 700.00
18	Additional Service Tubing	600	LF	\$ 15.00	\$ 9,000.00
19	New Minerva BPS and Appurtenances	1	LS	\$398,000.00	\$ 398,000.00
20	Furnishing, setting in place, and installation of a permanently mounted backup generator with associated concrete pad at the District's new Minerva BPS. Generator shall be propane fueled, 3 Phase, minimum 60 kW, 277/480 volts, weather enclosed.	1	LS	\$ 25,000.00	\$ 25,000.00
21	Clean up and restoration of disturbed areas	26,000	LF	\$ 1.50	\$ 39,000.00
CONSTRUCTION SUBTOTAL					\$ 1,426,250.00

WESTERN MASON WATER DISTRICT
SYSTEM IMPROVEMENTS PROJECT
CONTRACT NO. 2: RADIO READ METER REPLACEMENT
BREAKDOWN OF PROJECT COSTS BY USOA
ACCOUNT NUMBER: 330

Item No.	Item Description	Quantity	Unit	\$/unit	Total Cost
1	Purchase and installation of 5/8" x 3/4" Radio Read Meters into existing setters. Also included is the transfer of information from the old to new meters to the software digitally from the field	825	EA	\$ 459.19	\$ 378,831.75
2	Replace Existing Meter Box Lid	825	EA	\$ 151.74	\$ 125,185.50
3	Replace Existing Setter in Existing Meter Box (labor only)	75	EA	\$ 168.54	\$ 12,640.50
4	Replace Existing Meter Box (labor only)	50	EA	\$ 121.43	\$ 6,071.50
CONSTRUCTION SUBTOTAL					\$ 522,729.25

EXHIBIT I

Certified Bid Tabulations



BID TABULATION

System Improvements Project
 WESTERN MASON WATER DISTRICT
 DOVER, KENTUCKY
 BE PROJECT NO. 21016
 BID OPENING: Wednesday, April 10, 2024 - 11:00 am

BASE BID: System Improvements Project				B.P. Pipeline, LLC Quincy, Kentucky		G & W Construction Morehead, Kentucky		Average of all Bids	
Item No.	Description	Quantity	Unit	Bid Amount	Bid Amount	Bid Amount	Bid Amount	Bid Amount	Bid Amount
1	8" PVC Water Main, Class 250	17,600	LF	\$ 28.00	\$ 607,600.00	\$ 32.00	\$ 640,000.00	\$ 30.50	\$ 633,750.00
2	3" PVC Water Main, Class 250	5,000	LF	\$ 22.00	\$ 110,000.00	\$ 18.00	\$ 90,000.00	\$ 20.00	\$ 100,000.00
3	3" PE Water Main, HDPE DR-9	3,500	LF	\$ 14.00	\$ 49,000.00	\$ 22.00	\$ 77,000.00	\$ 18.00	\$ 63,000.00
4	Directional Drill, 8" HDPE DR-9	75	LF	\$ 85.00	\$ 6,375.00	\$ 210.00	\$ 15,750.00	\$ 147.50	\$ 11,062.50
6	Directional Drill, 4" HDPE DR-9	50	LF	\$ 45.00	\$ 2,250.00	\$ 140.00	\$ 7,000.00	\$ 107.50	\$ 5,125.00
6	10" PVC Casing, Open Cut	225	LF	\$ 25.00	\$ 5,625.00	\$ 155.00	\$ 37,125.00	\$ 85.00	\$ 21,375.00
7	Tapping Sleeve & Valve	4	EA	\$ 4,500.00	\$ 18,000.00	\$ 4,800.00	\$ 19,200.00	\$ 4,700.00	\$ 18,800.00
8	6" Gate Valve & Box	15	EA	\$ 1,600.00	\$ 24,000.00	\$ 2,400.00	\$ 36,000.00	\$ 2,000.00	\$ 30,000.00
8	4" Gate Valve & Box	1	EA	\$ 1,400.00	\$ 1,400.00	\$ 1,600.00	\$ 1,600.00	\$ 1,450.00	\$ 1,450.00
10	3" Gate Valve & Box	8	EA	\$ 1,200.00	\$ 9,600.00	\$ 1,400.00	\$ 11,200.00	\$ 1,300.00	\$ 8,500.00
11	Cut & Plug Existing W.M.	9	EA	\$ 1,500.00	\$ 13,500.00	\$ 1,800.00	\$ 16,200.00	\$ 1,650.00	\$ 14,850.00
12	12" Steel Casing, Bore & Jack	325	LF	\$ 200.00	\$ 65,000.00	\$ 180.00	\$ 58,500.00	\$ 190.00	\$ 61,750.00
13	Connection to Existing W.M.	6	EA	\$ 2,000.00	\$ 12,000.00	\$ 2,800.00	\$ 16,800.00	\$ 2,300.00	\$ 11,500.00
14	Flushing Hydrant Assembly	4	EA	\$ 8,000.00	\$ 32,000.00	\$ 7,200.00	\$ 28,800.00	\$ 7,600.00	\$ 30,400.00
16	Underground Blow Off Assembly	2	EA	\$ 3,000.00	\$ 6,000.00	\$ 3,600.00	\$ 7,200.00	\$ 3,250.00	\$ 6,500.00
16	Reconnect Existing Customer Service	75	EA	\$ 1,900.00	\$ 142,500.00	\$ 2,200.00	\$ 165,000.00	\$ 2,050.00	\$ 163,750.00
17	Air Release Valve	1	EA	\$ 700.00	\$ 700.00	\$ 1,600.00	\$ 1,600.00	\$ 1,100.00	\$ 1,100.00
18	Additional Service Tubing	600	LF	\$ 15.00	\$ 9,000.00	\$ 18.00	\$ 10,800.00	\$ 16.50	\$ 9,900.00
18	New Minerva BPS and Appurtenances	1	LS	\$ 388,000.00	\$ 388,000.00	\$ 423,542.00	\$ 423,542.00	\$ 410,781.00	\$ 410,781.00
20	Furnishing, setting in place, and installation of a permanently mounted backup generator with associated concrete pad at the District's new Minerva BPS. Generator shall be propane fueled, 3 Phase, minimum 60 kW, 277/480 volts, weather enclosed.	1	LS	\$ 100,000.00	\$ 100,000.00	\$ 100,000.00	\$ 100,000.00	\$ 100,000.00	\$ 100,000.00
21	Clean up and restoration of disturbed areas	28,000	LF	\$ 1.50	\$ 39,000.00	\$ 1.50	\$ 38,000.00	\$ 1.50	\$ 38,000.00
TOTAL BASE BID AMOUNT:				\$ 1,645,850.00	\$ 1,715,337.00	\$ 1,715,337.00	\$ 1,830,993.50	\$ 1,830,993.50	\$ 1,830,993.50

The above is a true and complete tabulation of the bids received on Wednesday, April 10, 2024 11:00 am (local time). I certify that this is true and accurate tabulation of the bids.

Bluegrass Engineering PLLC
 By: Paul Reynolds
 Project Manager




BID TABULATION

System Improvements Project - Contract 2
 WESTERN MASON WATER DISTRICT
 DOVER, KENTUCKY
 BE PROJECT NO. 21015
 BID OPENING: Wednesday, April 10, 2024 – 11:00 am

BASE BID: System Improvements Project				Ferguson Waterworks	
Item No.	Description	Quantity	Unit	\$/unit	Bid Amount
1	Purchase and installation of 5/8" x 3/4" Radio Read Meters into existing setters. Also included is the transfer of information from the old to new meters to the software digitally from the field	825	EA	\$ 459.19	\$ 378,831.75
2	Replace Existing Meter Box Lid	825	EA	\$ 151.74	\$ 125,185.50
3	Replace Existing Setter in Existing Meter Box (labor only)	75	EA	\$ 168.54	\$ 12,640.50
4	Replace Existing Meter Box (labor only)	50	EA	\$ 121.43	\$ 6,071.50
TOTAL BASE BID AMOUNT:					\$ 522,729.25

**Numbers in Red indicate errors in Contractor's Bid Amount Calculation
 The above is a true and complete tabulation of the bids received on Wednesday, April 10, 2024, 11:00 am (local time).
 I certify that this is true and accurate tabulation of the bids

Bluegrass Engineering, PLLC

By: 
 Paul Reynolds
 Project Manager