

SCHEDULE I

GAS COST RECOVERY RATE SUMMARY

<u>Component</u>	<u>Unit</u>	<u>Amount</u>
Expected Gas Cost (EGC)	\$/Mcf	\$8.2308
Refund Adjustment (RA)	\$/Mcf	\$0.0000
Actual Adjustment (AA)	\$/Mcf	(\$2.3100)
Balance Adjustment (BA)	\$/Mcf	\$0.0000
Gas Cost Recovery Rate (GCR)	\$/Mcf	\$5.9208

Rates to be effective for service rendered from December 28, 2023

A. EXPECTED GAS COST CALCULATION	<u>Unit</u>	<u>Amount</u>
Total Expected Gas Cost (Sch II)	\$/Mcf	\$303,406.09
/Sales for the 12 months ended <span style="background-color: #d9e1f2;">September 30, 2023</span>	\$/Mcf	36,862.31
Expected Gas Cost	\$/Mcf	\$8.2308
B. REFUND ADJUSTMENT CALCULATION	<u>Unit</u>	<u>Amount</u>
Supplier Refund Adjustment for Reporting Period (Sch III)	\$/Mcf	\$0.0000
+Previous Quarter Supplier Refund Adjustment	\$/Mcf	\$0.0000
+Second Previous Quarter Supplier Refund Adjustment	\$/Mcf	\$0.0000
+Third Previous Quarter Supplier Refund Adjustment	\$/Mcf	\$0.0000
=Refund Adjustment (RA)	\$ Mcf	\$0.0000
C. ACTUAL ADJUSTMENT CALCULATION	<u>Unit</u>	<u>Amount</u>
Actual Adjustment for the Reporting Period (Sch IV)	\$/Mcf	\$0.0488
+Previous Quarter Reported Actual Adjustment	\$/Mcf	(\$0.0698)
+Second Previous Quarter Reported Actual Adjustment	\$/Mcf	(\$1.1498)
+Third Previous Quarter Reported Actual Adjustment	\$/Mcf	(\$1.1392)
=Actual Adjustment (AA)	\$ Mcf	(\$2.3100)
D. BALANCE ADJUSTMENT CALCULATION	<u>Unit</u>	<u>Amount</u>
Balance Adjustment for the Reporting Period (Sch V)	\$/Mcf	\$0.0000
+Previous Quarter Reported Balance Adjustment	\$/Mcf	\$0.0000
+Second Previous Quarter Reported Balance Adjustment	\$/Mcf	\$0.0000
+Third Previous Quarter Reported Balance Adjustment	\$/Mcf	\$0.0000
=Balance Adjustment (BA)	\$ Mcf	\$0.0000

SCHEDULE II  
EXPECTED GAS COST

Actual Mcf Purchases for 12 months ended						<u>September 30, 2023</u>					
(1)	(2)	(3)	(4)	(5)	(6)						
Supplier	Dth	Btu Conversion Factor	Mcf	Rate	(4) x (5) Cost						
Petrol Energy, LLC	39,791	1.0745	37,031.00	\$5.6413	\$208,902.98						
Apache Gas Transmission	39,791	1.0745	37,031.00	\$2.5520	\$94,503.11						
					\$0.00						
					\$0.00						
					\$0.00						
					\$0.00						
					\$0.00						

Totals			37,031.00	\$8.1933	\$303,406.09						
			From Bill Report -> 36,862.00								
Line loss for 12 months ended	<u>September 30, 2023</u>	is based on purchases of			<u>37,031.00</u>	Mcf					
and sales of	<u>36,862.31</u>	Mcf.		0.46%							

	<u>Unit</u>	<u>Amount</u>
Total Expected Cost of Purchases (6)		\$303,406.09
/ Mcf Purchases (4)		37,031.00
= Average Expected Cost Per Mcf Purchased		\$8.1933
x Allowable Mcf Purchases (must not exceed Mcf sales / .95)		37,031.00
= Total Expected Gas Cost (to Schedule IA)		\$303,406.09

SCHEDULE IV  
ACTUAL ADJUSTMENT

For the three months ending: 9/30/2023

Particulars	Unit	July	August	September
Cost of Gas From Supplier	\$	\$ 5,863.50	\$ 4,659.30	\$ 6,711.45
Total Supply Volumes Purchased per TETCO	Mcf	1,217	936	1,236
Apache Gas Transmission rate		2.5520	2.5520	2.5520
Total Cost of Volumes Purchased	\$	\$8,969.28	\$7,047.97	\$9,865.72
actually charged				
EGC in Effect for Month	\$/Mcf	\$7.1062	\$7.1062	\$7.1062
Monthly Cost Difference	\$	\$ 321.04	\$ 396.57	\$ 1,082.46
Total Cost Difference				1,800.07
/ Sales for 12 months ended 30-Sep-23	Mcf			36,862.31
= Actual Adjustment for the Reporting Period (to Sch IC)				0.0488

## Total Purchases Expected Gas Cost


MCF from TETCO  
Report

Cycle Close-Out  
Report -page 6

<u>Month</u>	<u>MCF Purchased</u>	<u>Expected Rate</u>	<u>Expected Cost</u>	<u>MCF Sales</u>
Oct-22	2,877	\$ 13.9227	\$ 40,055.61	3,003.7
Nov-22	4,308	\$ 13.9227	\$ 59,978.99	4,153.1
Dec-22	6,589	\$ 13.9227	\$ 91,736.67	6,833.8
Jan-23	6,738	\$ 11.8628	\$ 79,931.55	6,831.4
Feb-23	4,252	\$ 11.8628	\$ 50,440.63	4,550.8
Mar-23	4,270	\$ 11.8628	\$ 50,654.16	4,276.1
Apr-23	2,526	\$ 7.8122	\$ 19,733.62	2,311.5
May-23	1,096	\$ 7.8122	\$ 8,562.17	1,275.2
Jun-23	986	\$ 7.8122	\$ 7,702.83	856.4
Jul-23	1,217	\$ 7.1062	\$ 8,648.25	802.7
Aug-23	936	\$ 7.1062	\$ 6,651.40	764
Sep-23	1,236	\$ 7.1062	\$ 8,783.26	1,204
<b>Total</b>	<b>37,031</b>		<b>\$ 432,879.13</b>	<b>36,862</b>

### Petrol Energy Invoices

Jul-23      \$5,863.50  
 Aug-23      \$4,659.30  
 Sep-23 \$      6,711.45



FIRST & FARMERS NATIONAL BANK  
 PO BOX 337  
 BURKESVILLE KY 42717  
 Tel: (270) 864-3311

APACHE GAS TRANSMISSION CO  
 (ESCROW ACCOUNT)  
 2718 WESLEY  
 PO BOX 861  
 GREENVILLE TX 75403



Statement Date: **07/31/2023**

Account No.: [REDACTED] Page: **1**

**BUSINESS CHECKING SUMMARY**

Type : REG Status : Active

Category	Number	Amount
Balance Forward From 06/30/23		2,952.44
Debits		0.00
Automatic Withdrawals	2	2,054.71
Ending Balance On 07/31/23		897.73
<b>Average Balance (Ledger)</b>	<b>1,030.29+</b>	

**Direct Inquiries About Electronic Entries To:**  
 FIRST & FARMERS NATIONAL BANK  
 PO BOX 337  
 BURKESVILLE KY 42717  
 Phone: (270) 864-3311

**ELECTRONIC DEBITS**

Date	Description	Amount
07/03/23	KYHIGHLANDS SBA8 LOAN PMT.	867.69
07/03/23	KYHIGHLANDS IRP LOAN PMT.	1,187.02

**DAILY BALANCE SUMMARY**

Beginning Ledger Balance on 06/30/23 was 2,952.44

Date	Balance	Date	Balance	Balance
07/03/23	897.73			

**This Statement Cycle Reflects 31 Days**

FIRST & FARMERS NATIONAL BANK  
PO BOX 337  
BURKESVILLE KY 42717  
Tel: (270) 864-3311

Statement Date: **07/31/2023**

Account No.:  Page: **2**

**TO GIVE YOU THE BEST DIGITAL BANKING EXPERIENCE,  
WE ARE MOVING OUR LAUNCH TO TUESDAY, OCTOBER 17.  
KEEP AN EYE ON YOUR INBOX, MAIL BOX, FACEBOOK,  
AND FIRSTANDFARMERS.COM FOR UPDATES.**

FIRST & FARMERS NATIONAL BANK  
 PO BOX 337  
 BURKESVILLE KY 42717  
 Tel: (270) 864-3311

APACHE GAS TRANSMISSION CO  
 (ESCROW ACCOUNT)  
 2718 WESLEY  
 PO BOX 861  
 GREENVILLE TX 75403



Statement Date: **08/31/2023**

Account No.: XXXXXXXXXX Page: **1**

**BUSINESS CHECKING SUMMARY**

Type : REG Status : Active

Category	Number	Amount
Balance Forward From 07/31/23		897.73
Debits		0.00
Automatic Withdrawals	2	2,054.71
Automatic Deposits	4	3,498.64+
Ending Balance On 08/31/23		2,341.66
<b>Average Balance (Ledger)</b>	<b>603.50 +</b>	

**Direct Inquiries About Electronic Entries To:**  
 FIRST & FARMERS NATIONAL BANK  
 PO BOX 337  
 BURKESVILLE KY 42717  
 Phone: (270) 864-3311

**ALL CREDIT ACTIVITY**

Date	Description	Amount
08/01/23	INTERNET TRANSFER FROM DDA *****4080	400.00 ←
08/01/23	INTERNET TRANSFER FROM DDA *****4080	1,061.86
08/25/23	INTERNET TRANSFER FROM DDA *****4080	1,036.78
08/30/23	INTERNET TRANSFER FROM DDA *****4080	1,000.00 ←

**ELECTRONIC DEBITS**

Date	Description	Amount
08/01/23	KYHIGHLANDS SBA8 LOAN PMT.	867.69
08/01/23	KYHIGHLANDS IRP LOAN PMT.	1,187.02

**DAILY BALANCE SUMMARY**

Beginning Ledger Balance on 07/31/23 was 897.73

Date	Balance	Date	Balance	Date	Balance
08/01/23	304.88	08/25/23	1,341.66	08/30/23	2,341.66

FIRST & FARMERS NATIONAL BANK  
PO BOX 337  
BURKESVILLE KY 42717  
Tel: (270) 864-3311

Statement Date: **08/31/2023**

Account No.:  Page: **2**

**This Statement Cycle Reflects 31 Days**

TO GIVE YOU THE BEST DIGITAL BANKING EXPERIENCE,  
WE ARE MOVING OUR LAUNCH TO TUESDAY, OCTOBER 17.  
KEEP AN EYE ON YOUR INBOX, MAIL BOX, FACEBOOK,  
AND FIRSTANDFARMERS.COM FOR UPDATES.



FIRST & FARMERS NATIONAL BANK  
 PO BOX 337  
 BURKESVILLE KY 42717  
 Tel: (270) 864-3311

APACHE GAS TRANSMISSION CO  
 (ESCROW ACCOUNT)  
 2718 WESLEY  
 PO BOX 861  
 GREENVILLE TX 75403



Statement Date: 09/29/2023

Account No.: [REDACTED] Page: 1

**BUSINESS CHECKING SUMMARY**

Type : REG Status : Active

Category	Number	Amount
Balance Forward From 08/31/23		2,341.66
Debits		0.00
Automatic Withdrawals	2	2,054.71
Automatic Deposits	2	1,984.95+
Ending Balance On 09/29/23		2,271.90
<b>Average Balance (Ledger)</b>	<b>629.18 +</b>	

**Direct Inquiries About Electronic Entries To:**  
 FIRST & FARMERS NATIONAL BANK  
 PO BOX 337  
 BURKESVILLE KY 42717  
 Phone: (270) 864-3311

**ALL CREDIT ACTIVITY**

Date	Description	Amount
09/25/23	INTERNET TRANSFER FROM DDA *****4080	984.95
09/25/23	INTERNET TRANSFER FROM DDA *****4080	1,000.00 ←

**ELECTRONIC DEBITS**

Date	Description	Amount
09/01/23	KYHIGHLANDS SBA8 LOAN PMT.	867.69
09/01/23	KYHIGHLANDS IRP LOAN PMT.	1,187.02

**DAILY BALANCE SUMMARY**

Beginning Ledger Balance on 08/31/23 was 2,341.66

Date	Balance	Date	Balance	Balance
09/01/23	286.95	09/25/23	2,271.90	

FIRST & FARMERS NATIONAL BANK  
PO BOX 337  
BURKESVILLE KY 42717  
Tel: (270) 864-3311

Statement Date: **09/29/2023**

Account No.: [REDACTED] Page: **2**

**This Statement Cycle Reflects 29 Days**

TO GIVE YOU THE BEST DIGITAL BANKING EXPERIENCE,  
WE ARE MOVING OUR LAUNCH TO TUESDAY, OCTOBER 17.  
KEEP AN EYE ON YOUR INBOX, MAIL BOX, FACEBOOK,  
AND FIRSTANDFARMERS.COM FOR UPDATES.

# Burkesville Gas Company

## Cycle Close-out Report

8/1/2023

Page 6

<u>Pump#</u>	<u>Current Usage</u>	<u>Number of Customers</u>	<u>Charge</u>
	802,700	251	\$11,924.51

Beginning Balance	(1,322.54)
Ending Balance	12,101.44
Balance For Period	13,423.98
Beginning Deposit Balance	24,100.00
Ending Deposit Balance	24,100.00
Deposit Balance For Period	0.00
Total Cash Sales Charge	0.00
Total Franchise Tax Charge	162.17
Total GAS Charge	11,924.51
Total Other Charge	0.00
Total Penalties Charge	0.00
Total PRP CHARGE Charge	804.00
Total Sales Tax Charge	174.63
Total School Tax Charge	358.67
Total Days Used	8,025.00

**Burkesville Gas Company**

**Cycle Close-out Report**

8/31/2023

Page 6

<u>Pump#</u>	<u>Current Usage</u>	<u>Number of Customers</u>	<u>Charge</u>
	632,600	250	\$9,796.84

Beginning Balance	(1,429.70)
Ending Balance	9,769.54
Balance For Period	11,199.24
Beginning Deposit Balance	24,000.00
Ending Deposit Balance	24,250.00
Deposit Balance For Period	250.00
Total Cash Sales Charge	0.00
Total Franchise Tax Charge	133.81
Total GAS Charge	9,796.84
Total Other Charge	0.00
Total Penalties Charge	0.00
Total PRP CHARGE Charge	801.50
Total Sales Tax Charge	172.24
Total School Tax Charge	294.85
Total Days Used	7,494.00

# Burkesville Gas Company

## Cycle Close-out Report

10/2/2023  
Page 6

<u>Pump#</u>	<u>Current Usage</u>	<u>Number of Customers</u>	<u>Charge</u>
	1,203,500	248	\$16,894.26

Beginning Balance	(2,012.34)
Ending Balance	16,742.16
Balance For Period	18,754.50
Beginning Deposit Balance	23,950.00
Ending Deposit Balance	23,950.00
Deposit Balance For Period	0.00
Total Cash Sales Charge	0.00
Total Franchise Tax Charge	199.09
Total GAS Charge	16,894.26
Total Other Charge	0.00
Total Penalties Charge	0.00
Total PRP CHARGE Charge	796.00
Total Sales Tax Charge	357.39
Total School Tax Charge	507.76
Total Days Used	7,411.00

# Invoice

## Petrol Energy, LLC

13902 Twisting Ivy Lane

Cypress, Texas 77429

Email: petrolenergyllc@gmail.com

Ph: 281-743-0184

Bill To:
Burkesville 119 Upper River Street Burksville., KY 42717

Date	Invoice No.
08/18/23	352

Due Date
09/25/23

Description	Quantity	Rate	Amount
TETCO M2	1,303	4.50	5,863.50

Thank you for your business.	<b>Total</b>	<b>\$5,863.50</b>
------------------------------	--------------	-------------------

# Invoice

## Petrol Energy, LLC

13902 Twisting Ivy Lane

Cypress, Texas 77429

Email: petrolenergyllc@gmail.com

Ph: 281-743-0184

Bill To:
Burkesville 119 Upper River Street Burksville., KY 42717

Date	Invoice No.
10/25/23	362

Due Date
11/20/23

Description	Quantity	Rate	Amount
August 2023	1,002	4.65	4,659.30

Thank you for your business.

**Total** \$4,659.30

# Invoice

## Petrol Energy, LLC

13902 Twisting Ivy Lane

Cypress, Texas 77429

Email: petrolenergyllc@gmail.com

Ph: 281-743-0184

Bill To:
Burkesville 119 Upper River Street Burksville., KY 42717

Date	Invoice No.
10/23/23	357

Due Date
11/24/23

Description	Quantity	Rate	Amount
TETCO M2. Sept 2023	1,329	5.05	6,711.45

Thank you for your business.	<b>Total</b>	<b>\$6,711.45</b>
------------------------------	--------------	-------------------



**Texas Eastern Transmission, LP**  
**Station Daily Volume Report**



**Station:** 72536 - Kentucky Energy - Metcalfe, KY

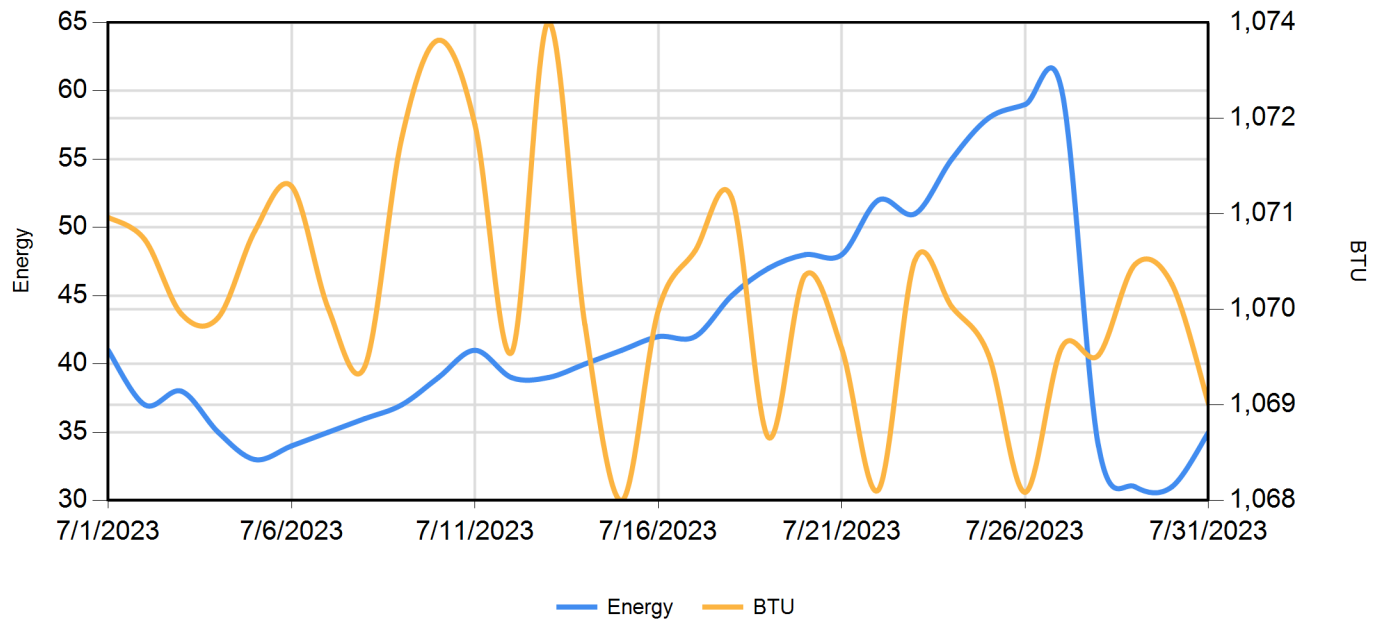
**Period:** 7/1/2023 To 7/31/2023      **Closed Date:** 8/7/2023 5:05 PM

**Analyst:** Zachary Teykl

**Phone:**

<b>Gas Date</b>	<b>Vol @ 14.730 PSI (MCF)</b>	<b>BTU (BTU(IT)/CF)</b>	<b>Energy (MMBTU(IT))</b>
7/01/2023	38	1071.203	41
7/02/2023	35	1070.922	37
7/03/2023	35	1069.988	38
7/04/2023	33	1069.946	35
7/05/2023	31	1071.033	33
7/06/2023	31	1071.593	34
7/07/2023	32	1070.060	35
7/08/2023	34	1069.335	36
7/09/2023	35	1072.189	37
7/10/2023	37	1073.424	39
7/11/2023	38	1072.363	41
7/12/2023	36	1069.508	39
7/13/2023	37	1073.646	39
7/14/2023	37	1069.855	40
7/15/2023	39	1067.651	41
7/16/2023	39	1070.039	42
7/17/2023	39	1070.782	42
7/18/2023	42	1071.448	45
7/19/2023	44	1068.444	47
7/20/2023	45	1070.475	48
7/21/2023	45	1069.556	48
7/22/2023	48	1067.785	52
7/23/2023	48	1070.666	51
7/24/2023	51	1070.081	55
7/25/2023	54	1069.478	58
7/26/2023	55	1067.755	59
7/27/2023	57	1069.573	60
7/28/2023	31	1069.475	34
7/29/2023	29	1070.614	31
7/30/2023	29	1070.366	31
7/31/2023	33	1068.860	35
<b>Total</b>	<b>1,217</b>	<b>N/A</b>	<b>1,303</b>
<b>Daily Avg</b>	<b>39</b>	<b>1,070.262</b>	<b>42</b>
<b>Daily Min</b>	<b>29</b>	<b>1,067.651</b>	<b>31</b>
<b>Daily Max</b>	<b>57</b>	<b>1,073.646</b>	<b>60</b>

72536 Kentucky Energy - Metcalfe, KY (Energy)



**Texas Eastern Transmission, LP**  
**Station Daily Volume Report**



**Station:** 72536 - Kentucky Energy - Metcalfe, KY

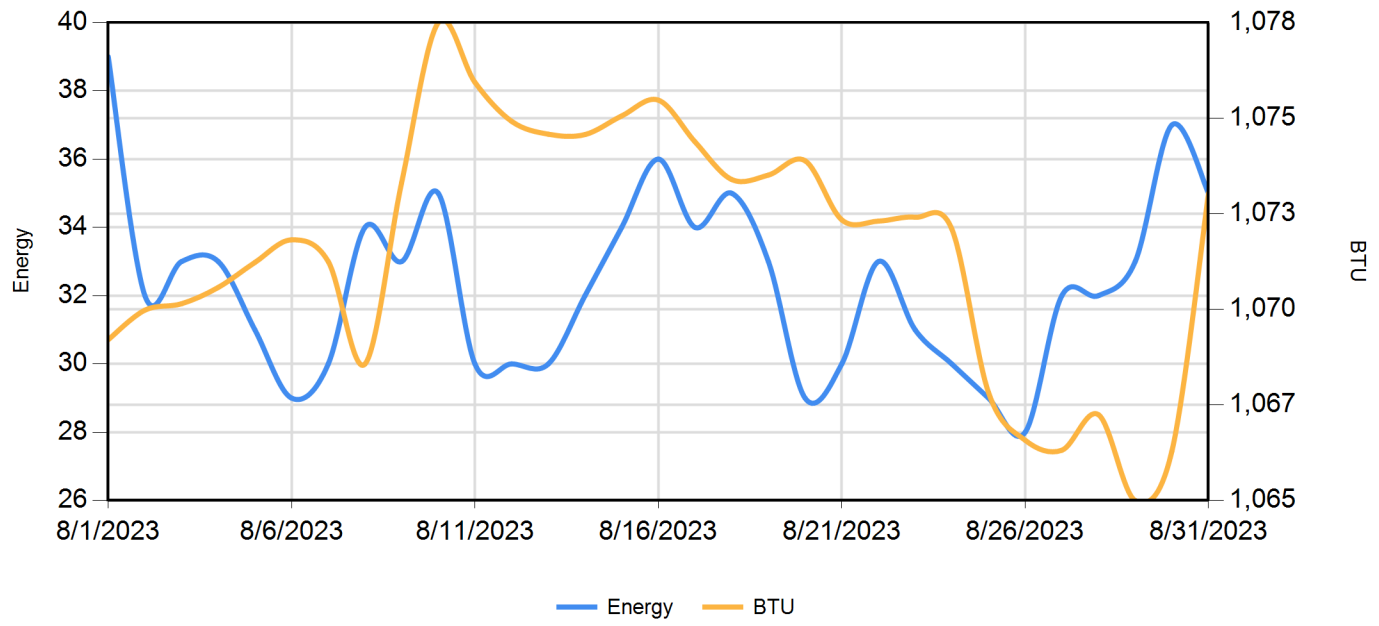
**Period:** 8/1/2023 To 8/31/2023      **Closed Date:** 9/7/2023 3:19 PM

**Analyst:** Zachary Teykl

**Phone:**

<b>Gas Date</b>	<b>Vol @ 14.730 PSI (MCF)</b>	<b>BTU (BTU(IT)/CF)</b>	<b>Energy (MMBTU(IT))</b>
8/01/2023	36	1069.177	39
8/02/2023	30	1070.017	32
8/03/2023	31	1070.198	33
8/04/2023	31	1070.660	33
8/05/2023	29	1071.369	31
8/06/2023	27	1072.009	29
8/07/2023	28	1071.394	30
8/08/2023	32	1068.489	34
8/09/2023	31	1073.628	33
8/10/2023	33	1078.169	35
8/11/2023	28	1076.471	30
8/12/2023	28	1075.369	30
8/13/2023	28	1075.004	30
8/14/2023	30	1074.994	32
8/15/2023	32	1075.522	34
8/16/2023	34	1075.971	36
8/17/2023	32	1074.786	34
8/18/2023	33	1073.719	35
8/19/2023	30	1073.846	33
8/20/2023	27	1074.252	29
8/21/2023	28	1072.576	30
8/22/2023	30	1072.540	33
8/23/2023	28	1072.651	31
8/24/2023	28	1072.316	30
8/25/2023	27	1067.684	29
8/26/2023	27	1066.330	28
8/27/2023	30	1066.045	32
8/28/2023	30	1067.052	32
8/29/2023	31	1064.620	33
8/30/2023	35	1066.021	37
8/31/2023	32	1073.339	35
<b>Total</b>	<b>936</b>	<b>N/A</b>	<b>1,002</b>
<b>Daily Avg</b>	<b>30</b>	<b>1,071.813</b>	<b>32</b>
<b>Daily Min</b>	<b>27</b>	<b>1,064.620</b>	<b>28</b>
<b>Daily Max</b>	<b>36</b>	<b>1,078.169</b>	<b>39</b>

72536 Kentucky Energy - Metcalfe, KY (Energy)



**Texas Eastern Transmission, LP**  
**Station Daily Volume Report**



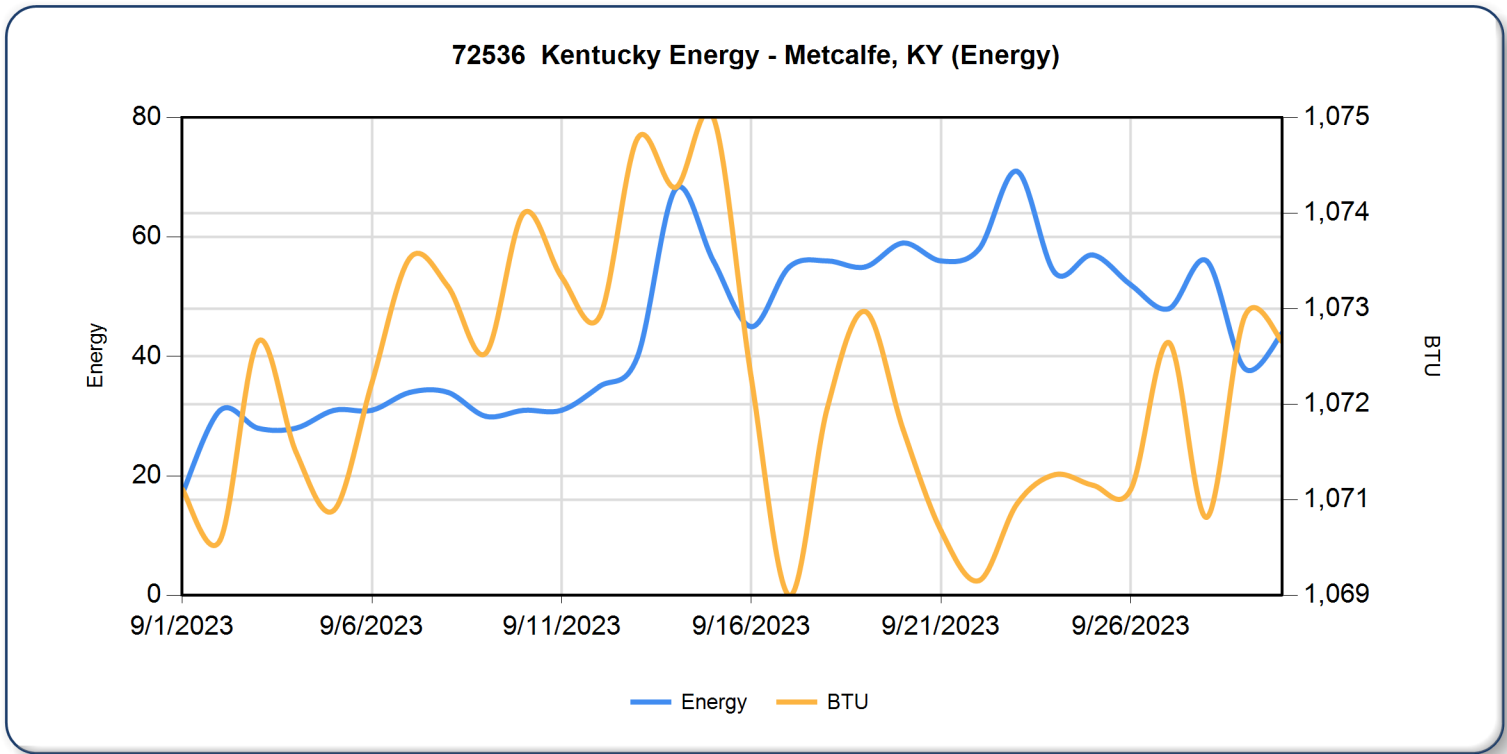
**Station:** 72536 - Kentucky Energy - Metcalfe, KY

**Period:** 9/1/2023 To 9/30/2023      **Closed Date:** 10/6/2023 4:01 PM

**Analyst:** Zachary Teykl

**Phone:**

<b>Gas Date</b>	<b>Vol @ 14.730 PSI (MCF)</b>	<b>BTU (BTU(IT)/CF)</b>	<b>Energy (MMBTU(IT))</b>
9/01/2023	16	1070.648	17
9/02/2023	29	1070.023	31
9/03/2023	26	1072.451	28
9/04/2023	26	1071.099	28
9/05/2023	29	1070.390	31
9/06/2023	29	1071.946	31
9/07/2023	31	1073.471	34
9/08/2023	31	1073.125	34
9/09/2023	28	1072.307	30
9/10/2023	29	1074.019	31
9/11/2023	29	1073.238	31
9/12/2023	33	1072.755	35
9/13/2023	37	1074.933	40
9/14/2023	63	1074.333	68
9/15/2023	52	1075.187	56
9/16/2023	42	1071.999	45
9/17/2023	51	1069.347	55
9/18/2023	52	1071.634	56
9/19/2023	51	1072.817	55
9/20/2023	55	1071.375	59
9/21/2023	52	1070.137	56
9/22/2023	54	1069.529	58
9/23/2023	66	1070.466	71
9/24/2023	50	1070.824	54
9/25/2023	53	1070.695	57
9/26/2023	48	1070.644	52
9/27/2023	45	1072.438	48
9/28/2023	52	1070.302	56
9/29/2023	36	1072.755	38
9/30/2023	41	1072.445	44
<b>Total</b>	<b>1,236</b>	<b>N/A</b>	<b>1,329</b>
<b>Daily Avg</b>	<b>41</b>	<b>1,071.911</b>	<b>44</b>
<b>Daily Min</b>	<b>16</b>	<b>1,069.347</b>	<b>17</b>
<b>Daily Max</b>	<b>66</b>	<b>1,075.187</b>	<b>71</b>



# Burkesville Gas Company

11/20/2023

Page 1

## Account Details

### Block

<u>Account#:</u> [REDACTED]	<u>Coded Name:</u> [REDACTED]	<u>Book#:</u> <u>Sequence:</u> 1 / 730	<u>Owner#:</u> [REDACTED]
<u>Service Address:</u> [REDACTED]	<u>Meter Type:</u> R	<u>Rollover:</u> 5	
<u>Mailing Address:</u> [REDACTED]	<u>Pump#:</u> [REDACTED]	<u>Multiplier:</u> 100.00	
BURKESVILLE KY 42717	<u>Units:</u> CF	<u>Meter Number:</u> [REDACTED]	
	<u>ID #:</u> [REDACTED]		
	<u>MID:</u> [REDACTED]		
<u>Phone :</u>	<u>Master Account :</u> No		
	<u>Lot:</u> [REDACTED]		
	<u>Block:</u> [REDACTED]		

<u>Income Center</u>	<u>Deposit</u>	<u>Balance</u>	<u>Current</u>	<u>30 -- 60</u>	<u>60 -- 90</u>	<u>90+</u>	<u>Rate</u>
GAS	\$150.00	(\$18.52)	(\$18.52)	\$0.00	\$0.00	\$0.00	GC
Franchise Tax	\$0.00	\$0.00	\$0.00	\$0.00	\$0.00	\$0.00	FF
School Tax	\$0.00	\$0.00	\$0.00	\$0.00	\$0.00	\$0.00	SC
Sales Tax	\$0.00	\$15.02	\$15.02	\$0.00	\$0.00	\$0.00	SL
Cash Sales	\$0.00	\$0.00	\$0.00	\$0.00	\$0.00	\$0.00	
PRP CHARGE	\$0.00	\$3.50	\$3.50	\$0.00	\$0.00	\$0.00	C1
Other	\$0.00	\$0.00	\$0.00	\$0.00	\$0.00	\$0.00	
Penalties	\$0.00	\$0.00	\$0.00	\$0.00	\$0.00	\$0.00	
	<u>\$150.00</u>	<u>\$0.00</u>	<u>\$0.00</u>	<u>\$0.00</u>	<u>\$0.00</u>	<u>\$0.00</u>	

<u>Reading Date</u>	<u>Reading</u>	<u>Usage</u>	<u>GAS</u>	<u>Franchise Tax</u>	<u>School Tax</u>	<u>Sales Tax</u>	<u>Cash Sales</u>	<u>PRP CHARGE</u>	<u>Other</u>	<u>Penalties</u>	<u>Payment Date</u>	<u>Payment</u>
10/30/2023	4,163,600	119,900	\$ 1,491.39	\$ 22.37	\$ 44.74	\$ 93.51	\$ 0.00	\$ 3.50	\$ 0.00	\$ 0.00	11/14/2023	\$1,655.51
9/29/2023	4,043,700	122,700	\$ 1,535.77	\$ 23.04	\$ 46.07	\$ 96.29	\$ 0.00	\$ 3.50	\$ 0.00	\$ 0.00	10/16/2023	\$1,704.67
8/30/2023	3,921,000	146,100	\$ 333.83	\$ 5.01	\$ 10.01	\$ 0.00	\$ 0.00	\$ 3.50	\$ 0.00	\$ 0.00	9/18/2023	\$352.35
7/31/2023	3,774,900	146,100	\$ 1,827.22	\$ 27.41	\$ 54.82	\$ 0.00	\$ 0.00	\$ 3.50	\$ 0.00	\$ 0.00	8/14/2023	\$1,912.95
6/29/2023	3,628,800	128,100	\$ 1,842.12	\$ 27.63	\$ 55.26	\$ 0.00	\$ 0.00	\$ 3.50	\$ 0.00	\$ 0.00	7/13/2023	\$1,928.51
5/30/2023	3,500,700	169,700	\$ 2,437.91	\$ 36.57	\$ 73.14	\$ 0.00	\$ 0.00	\$ 3.50	\$ 0.00	\$ 0.00	6/13/2023	\$2,580.48
4/26/2023	3,331,000	126,500	\$ 1,819.21	\$ 27.29	\$ 54.58	\$ 0.00	\$ 0.00	\$ 3.50	\$ 0.00	\$ 29.36	5/23/2023	\$1,957.18

Corrected August 2023 bill

ACCOUNT NUMBER		DATE BILL MAILED		RETURN THIS PORTION WITH PAYMENT TO: Burkesville Gas Company, Inc. P.O. Box 69 Burkesville, Kentucky 42717 Sent via email - flo1121@windstream.net											
[REDACTED]		8/31/2023													
PRESENT READING		SERVICE FROM													
39210		7/31/2023													
PREVIOUS READING		SERVICE TO													
37749		8/30/2023		The first bill was wrong we miss read the meter and didn't catch it till we got the payment in the mail.  Any questions call 270-459-3090											
UNITS USED		DAYS USED													
1461		30													
DESCRIPTION		AMOUNT		<table border="1"> <thead> <tr> <th>ACCOUNT NUMBER</th> <th>DUE DATE</th> <th>AMOUNT DUE AFTER DUE DATE</th> <th>AMOUNT DUE BY DUE DATE</th> </tr> </thead> <tbody> <tr> <td>00010240</td> <td>9/12/2023</td> <td>\$1,901.60</td> <td>\$1,901.60</td> </tr> </tbody> </table>				ACCOUNT NUMBER	DUE DATE	AMOUNT DUE AFTER DUE DATE	AMOUNT DUE BY DUE DATE	00010240	9/12/2023	\$1,901.60	\$1,901.60
ACCOUNT NUMBER	DUE DATE	AMOUNT DUE AFTER DUE DATE	AMOUNT DUE BY DUE DATE												
00010240	9/12/2023	\$1,901.60	\$1,901.60												
Prev. Balance		\$ -		<p align="center"><b>IF YOU SMELL GAS CALL: 800-899-2046</b></p> <p>[REDACTED] [REDACTED] [REDACTED] Burkesville, Ky 42717</p>											
GAS		1,819.72													
Franchise Tax (1.5%)		27.29													
School Tax (3%)		54.59													
Sales Tax															
CURRENT BILL DUE DATE		AMOUNT DUE BY DUE DATE													
10/12/2011		\$ 1,901.60													
		AMOUNT DUE AFTER DUE DATE													
		\$ 1,901.60													
SERVICE ADDRESS: [REDACTED] KEEP COPY FOR YOUR RECORDS															

Corrected bill amount 1,901.60  
 Incorrect bill sent and paid 352.35  
 Ballance due \$ 1,549.25



Worksheet for [REDACTED] corrected bill for Aug 2023 usage

	Billed and paid	Corrected Bill	Difference
Gas Usage	146.1	1,461	1,315
Franchise Tax	\$ 5.01	\$ 27.29	1,815
School Tax	\$ 10.01	\$ 27.29	\$ 17.28
\$\$ amount for gas	\$ 333.83	\$ 1,819.72	\$ 1,485.89