

**RE: ELECTRONIC FILING OF THE HARRISON COUNTY WATER ASSOCIATION, INC.
MONTHLY WATER LOSS REPORT**

CASE NUMBER 2023-00355

**KENTUCKY PUBLIC SERVICE COMMISSION (KY PSC)
FRANKFORT, KENTUCKY 40601
*Filed electronically, 807 KAR 5:001***


**HCWA, Inc.
Attn: Mr. Nathan Fields
P.O. Box 215
Cynthiana, Kentucky 41031**

**Jesse Melcher Law Office, PLLC
Attn: Mr. Jesse P. Melcher, Esq.
P.O. Box 345
Mount Olivet, Kentucky 41064**

**HCWA NOTICE OF FILING AUGUST MONTHLY REPORT
REGARDING WATER LOSS (KY PSC REPORT FORM)**


CERTIFICATION/VERIFICATION OF INFORMATION

I, Nathan Fields, Manager, for the Harrison County Water Association, Inc., hereby certify that I have read over the foregoing information being submitted to the Kentucky Public Service Commission, and that all averments and statements herein are true and accurate to the best of our knowledge and belief.




NATHAN FIELDS, MANAGER

We, Heather Russell (print name) and Tracy Brinkmeyer (print name) as two witnesses, state that Nathan Fields, did in our presence execute their signatures, and affirm and acknowledge their certification to the Kentucky Public Service Commission, concerning Harrison County Water Association Inc.'s, reporting requirements pursuant to KY Public Service Commission, Case No.'s 2023-00154 and 2023-00355



WITNESS # 1 (Print Name) Heather Russell



WITNESS # 2 (Print Name) Tracy Brinkmeyer

Respectfully submitted,

s/ MR. JESSE P. MELCHER, ESQ.
HARRISON COUNTY WATER ASSOCIATION, INC.
ATTORNEY
JESSE MELCHER LAW OFFICE, PLLC
MR. JESSE P. MELCHER, ESQ.
P.O. BOX 345
MOUNT OLIVET, KY 41064
606-724-5322 (phone)
jpmecher@yahoo.com

PUBLIC SERVICE COMMISSION

Monthly Water Loss Report

Water Utility:

For the Month of:

August

Year:

2024

LINE #	ITEM	GALLONS (omit 000's)
1	WATER PRODUCED AND PURCHASED	
2	Water Produced	
3	Water Purchased	42,925
4	TOTAL PRODUCED AND PURCHASED	42,925
5		
6	WATER SALES	
7	Residential	30,229
8	Commercial	3,984
9	Industrial	
10	Bulk Loading Stations	
11	Wholesale	
12	Public Authorities	
13	Other Sales (explain)	
14	TOTAL WATER SALES	34,213
15		
16	OTHER WATER USED	
17	Utility and/or Water Treatment Plant	
18	Wastewater Plant	
19	System Flushing	159
20	Fire Department	10
21	Other Usage (explain)	
22	TOTAL OTHER WATER USED	169
23		
24	WATER LOSS	
25	Tank Overflows	
26	Line Breaks	412
27	Line Leaks	8,131
28	Excavation Damages	
29	Theft	
30	Other Loss (explain)	
31	TOTAL WATER LOSS	8,543
32		
33	Note: Line 14 + Line 22 + Line 31 MUST Equal Line 4	
34		
35	WATER LOSS PERCENTAGE	
36	(Line 31 divided by Line 4)	19.90%