

SCHEDULE I

GAS COST RECOVERY RATE SUMMARY

<u>Component</u>	<u>Unit</u>	<u>Amount</u>
Expected Gas Cost (EGC)	\$/Mcf	\$7.3314
Refund Adjustment (RA)	\$/Mcf	\$0.0000
Actual Adjustment (AA)	\$/Mcf	(\$2.4353)
Balance Adjustment (BA)	\$/Mcf	\$0.0000
Gas Cost Recovery Rate (GCR)	\$/Mcf	\$4.8961

Rates to be effective for service rendered from September 28, 2023

A. EXPECTED GAS COST CALCULATION	<u>Unit</u>	<u>Amount</u>
Total Expected Gas Cost (Sch II)	\$/Mcf	\$269,945.66
/Sales for the 12 months ended June 30, 2023	\$/Mcf	36,820.70
Expected Gas Cost	\$/Mcf	\$7.3314
B. REFUND ADJUSTMENT CALCULATION	<u>Unit</u>	<u>Amount</u>
Supplier Refund Adjustment for Reporting Period (Sch III)	\$/Mcf	\$0.0000
+Previous Quarter Supplier Refund Adjustment	\$/Mcf	\$0.0000
+Second Previous Quarter Supplier Refund Adjustment	\$/Mcf	\$0.0000
+Third Previous Quarter Supplier Refund Adjustment	\$/Mcf	\$0.0000
=Refund Adjustment (RA)	\$ Mcf	\$0.0000
C. ACTUAL ADJUSTMENT CALCULATION	<u>Unit</u>	<u>Amount</u>
Actual Adjustment for the Reporting Period (Sch IV)	\$/Mcf	(\$0.0698)
+Previous Quarter Reported Actual Adjustment	\$/Mcf	(\$1.1498)
+Second Previous Quarter Reported Actual Adjustment	\$/Mcf	(\$1.1392)
+Third Previous Quarter Reported Actual Adjustment	\$/Mcf	(\$0.0765)
=Actual Adjustment (AA)	\$ Mcf	(\$2.4353)
D. BALANCE ADJUSTMENT CALCULATION	<u>Unit</u>	<u>Amount</u>
Balance Adjustment for the Reporting Period (Sch V)	\$/Mcf	\$0.0000
+Previous Quarter Reported Balance Adjustment	\$/Mcf	\$0.0000
+Second Previous Quarter Reported Balance Adjustment	\$/Mcf	\$0.0000
+Third Previous Quarter Reported Balance Adjustment	\$/Mcf	\$0.0000
=Balance Adjustment (BA)	\$ Mcf	\$0.0000

SCHEDULE II
EXPECTED GAS COST

Actual Mcf Purchases for 12 months ended		<u>June 30, 2023</u>			
(1)	(2)	(3)	(4)	(5)	(6)
Supplier	Dth	Btu Conversion Factor	Mcf	Rate	(4) x (5) Cost
Petrol Energy, LLC	39,272	1.0751	36,529.00	\$4.8379	\$176,723.65
Apache Gas Transmission	39,272	1.0751	36,529.00	\$2.5520	\$93,222.01
					\$0.00
					\$0.00
					\$0.00
					\$0.00
					\$0.00

Totals			36,529.00	\$7.3899	\$269,945.66
--------	--	--	-----------	----------	--------------

From Bill Report -> 36,529.00

Line loss for 12 months ended and sales of	<u>June 30, 2023</u> <u>36,820.70</u> Mcf.	is based on purchases of	<u>36,529.00</u> Mcf
			-0.80%

	<u>Unit</u>	<u>Amount</u>
Total Expected Cost of Purchases (6)		\$269,945.66
/ Mcf Purchases (4)		36,529.00
= Average Expected Cost Per Mcf Purchased		\$7.3899
x Allowable Mcf Purchases (must not exceed Mcf sales / .95)		36,529.00
= Total Expected Gas Cost (to Schedule IA)		\$269,945.66

SCHEDULE IV
ACTUAL ADJUSTMENT

For the three months ending: 6/30/2023


<u>Particulars</u>	<u>Unit</u>	<u>April</u>	<u>May</u>	<u>June</u>
Cost of Gas From Supplier	\$	\$ 11,861.04	\$ 5,175.82	\$ 4,633.20
Total Supply Volumes Purchased per TETCO	Mcf	2,526	1,096	986
Apache Gas Transmission rate		2.5520	2.5520	2.5520
Total Cost of Volumes Purchased	\$	\$18,307.39	\$7,972.81	\$7,149.47
actually charged				
EGC in Effect for Month	\$/Mcf	\$7.8122	\$7.8122	\$7.8122
Monthly Cost Difference	\$	\$ (1,426.23)	\$ (589.36)	\$ (553.36)
Total Cost Difference				(2,568.94)
/ Sales for 12 months ended 30-Jun-23	Mcf			36,820.70
= Actual Adjustment for the Reporting Period (to Sch IC)				(0.0698)

Total Purchases Expected Gas Cost

MCF from TEICU Report				Bill Total Report	
<u>Month</u>	<u>MCF Purchased</u>	<u>Expected Rate</u>	<u>Expected Cost</u>	<u>MCF Sales</u>	
Jul-22	874	\$ 13.8356	\$ 12,092.31	807	
Aug-22	930	\$ 13.8356	\$ 12,867.11	963	
Sep-22	1,083	\$ 13.8356	\$ 14,983.95	959	
Oct-22	2,877	\$ 13.9227	\$ 40,055.61	3,004	
Nov-22	4,308	\$ 13.9227	\$ 59,978.99	4,153	
Dec-22	6,589	\$ 13.9227	\$ 91,736.67	6,834	
Jan-23	6,738	\$ 11.8628	\$ 79,931.55	6,831	
Feb-23	4,252	\$ 11.8628	\$ 50,440.63	4,551	
Mar-23	4,270	\$ 11.8628	\$ 50,654.16	4,276	=====
Apr-23	2,526	\$ 7.8122	\$ 19,733.62	2,312	=====
May-23	1,096	\$ 7.8122	\$ 8,562.17	1,275	
Jun-23	986	\$ 7.8122	\$ 7,702.83	856	
Total	36,529		\$ 448,739.59	36,821	

Petrol Energy Invoices

Apr-23 \$11,861.04
 May-23 \$5,175.82
 Jun-23 \$ 4,633.20



FIRST & FARMERS NATIONAL BANK
 PO BOX 337
 BURKESVILLE KY 42717
 Tel: (270) 864-3311

APACHE GAS TRANSMISSION CO
 (ESCROW ACCOUNT)
 2718 WESLEY
 PO BOX 861
 GREENVILLE TX 75403



Statement Date: **04/28/2023**

Account No.:

Page: **1**

BUSINESS CHECKING SUMMARY

Type : REG Status : Active

Category	Number	Amount
Balance Forward From 03/31/23		4,249.35
Debits		0.00
Automatic Withdrawals	2	2,054.71
Automatic Deposits	1	2,122.57+
Ending Balance On 04/28/23		4,317.21
Average Balance (Ledger)	2,644.62+	

Direct Inquiries About Electronic Entries To:
 FIRST & FARMERS NATIONAL BANK
 PO BOX 337
 BURKESVILLE KY 42717
 Phone: (270) 864-3311

ALL CREDIT ACTIVITY

Date	Description	Amount
04/25/23	INTERNET TRANSFER FROM DDA **** <input style="border: 1px solid red; width: 50px; height: 15px;" type="text"/>	2,122.57

ELECTRONIC DEBITS

Date	Description	Amount
04/03/23	KYHIGHLANDS SBA8 LOAN PMT.	867.69
04/03/23	KYHIGHLANDS IRP LOAN PMT.	1,187.02

DAILY BALANCE SUMMARY

Beginning Ledger Balance on 03/31/23 was 4,249.35

Date	Balance	Date	Balance	Date	Balance
04/03/23	2,194.64	04/25/23	4,317.21		

FIRST & FARMERS NATIONAL BANK
PO BOX 337
BURKESVILLE KY 42717
Tel: (270) 864-3311

Statement Date: **04/28/2023**

Account No.:

Page: **2**

This Statement Cycle Reflects 28 Days

OUR FREE TEXT ALERTS WILL NOTIFY YOU
EVERY TIME YOUR DEBIT CARD IS USED OR DECLINED
ASK A CUSTOMER SERVICE REPRESENTATIVE ABOUT THEM.
WWW.FIRSTANDFARMERS.COM

FIRST & FARMERS NATIONAL BANK
 PO BOX 337
 BURKESVILLE KY 42717
 Tel: (270) 864-3311

APACHE GAS TRANSMISSION CO
 (ESCROW ACCOUNT)
 2718 WESLEY
 PO BOX 861
 GREENVILLE TX 75403



Statement Date: 05/31/2023

Account No.: Page: 1

BUSINESS CHECKING SUMMARY

Type : REG Status : Active

Category	Number	Amount
Balance Forward From 04/28/23		4,317.21
Debits		0.00
Automatic Withdrawals	2	2,054.71
Automatic Deposits	1	1,531.84+
Ending Balance On 05/31/23		3,794.34
Average Balance (Ledger)	2,851.22+	

Direct Inquiries About Electronic Entries To:
 FIRST & FARMERS NATIONAL BANK
 PO BOX 337
 BURKESVILLE KY 42717
 Phone: (270) 864-3311

ALL CREDIT ACTIVITY

Date	Description	Amount
05/22/23	INTERNET TRANSFER FROM DDA *** 	1,531.84

ELECTRONIC DEBITS

Date	Description	Amount
05/01/23	KYHIGHLANDS SBA8 LOAN PMT.	867.69
05/01/23	KYHIGHLANDS IRP LOAN PMT.	1,187.02

DAILY BALANCE SUMMARY

Beginning Ledger Balance on 04/28/23 was 4,317.21

Date	Balance	Date	Balance	Date	Balance
05/01/23	2,262.50	05/22/23	3,794.34		

FIRST & FARMERS NATIONAL BANK
PO BOX 337
BURKESVILLE KY 42717
Tel: (270) 864-3311

Statement Date: **05/31/2023**

Account No.:

Page: **2**

This Statement Cycle Reflects 33 Days

WE ARE EXCITED TO ANNOUNCE THAT A NEW DIGITAL
BANKING EXPERIENCE IS ARRIVING THIS SUMMER.
MORE NEWS COMING SOON!
WWW.FIRSTANDFARMERS.COM

FIRST & FARMERS NATIONAL BANK
 PO BOX 337
 BURKESVILLE KY 42717
 Tel: (270) 864-3311

APACHE GAS TRANSMISSION CO
 (ESCROW ACCOUNT)
 2718 WESLEY
 PO BOX 861
 GREENVILLE TX 75403



Statement Date: **06/30/2023**

Account No.:



Page: **1**

BUSINESS CHECKING SUMMARY

Type : REG Status : Active

Category	Number	Amount
Balance Forward From 05/31/23		3,794.34
Debits		0.00
Automatic Withdrawals	2	2,054.71
Automatic Deposits	1	1,212.81 +
Ending Balance On 06/30/23		2,952.44
Average Balance (Ledger)	1,780.05+	

Direct Inquiries About Electronic Entries To:
 FIRST & FARMERS NATIONAL BANK
 PO BOX 337
 BURKESVILLE KY 42717
 Phone: (270) 864-3311

ALL CREDIT ACTIVITY

Date	Description	Amount
06/30/23	INTERNET TRANSFER FROM DDA *	1,212.81

ELECTRONIC DEBITS

Date	Description	Amount
06/01/23	KYHIGHLANDS SBA8 LOAN PMT.	867.69
06/01/23	KYHIGHLANDS IRP LOAN PMT.	1,187.02

DAILY BALANCE SUMMARY

Beginning Ledger Balance on 05/31/23 was 3,794.34

Date	Balance	Date	Balance	Balance
06/01/23	1,739.63	06/30/23	2,952.44	

FIRST & FARMERS NATIONAL BANK
PO BOX 337
BURKESVILLE KY 42717
Tel: (270) 864-3311

Statement Date: **06/30/2023**

Account No.:

Page: **2**

This Statement Cycle Reflects 30 Days

OUR NEW INTERNET BANKING EXPERIENCE
IS COMING TUESDAY, AUGUST 8TH. CHECK YOUR
MAILBOX AND INBOX FOR MORE INFORMATION
WWW.FIRSTANDFARMERS.COM

Burkesville Gas Company

Cycle Close-out Report

4/28/2023
Page 6

<u>Pump#</u>	<u>Current Usage</u>	<u>Number of Customers</u>	<u>Charge</u>
	2,311,500	269	\$35,315.83

Beginning Balance	(382.59)
Ending Balance	37,830.70
Balance For Period	38,213.29
Beginning Deposit Balance	26,300.00
Ending Deposit Balance	26,300.00
Deposit Balance For Period	0.00
Total PRP CHARGE Charge	861.50
Total Sales Tax Charge	583.73
Total Other Charge	0.00
Total Cash Sales Charge	0.00
Total Franchise Tax Charge	392.41
Total School Tax Charge	1,059.82
Total GAS Charge	35,315.83
Total Penalties Charge	0.00
Total Days Used	7,200.00

Burkesville Gas Company

Cycle Close-out Report

<u>Pump#</u>	<u>Current Usage</u>	<u>Number of Customers</u>	<u>Charge</u>
	1,275,200	263	\$20,356.33

Beginning Balance	(790.28)
Ending Balance	21,656.62
Balance For Period	22,446.90
Beginning Deposit Balance	25,750.00
Ending Deposit Balance	25,750.00
Deposit Balance For Period	0.00
Total Cash Sales Charge	0.00
Total Franchise Tax Charge	275.20
Total GAS Charge	20,356.33
Total Other Charge	0.00
Total Penalties Charge	0.00
Total PRP CHARGE Charge	843.00
Total Sales Tax Charge	361.21
Total School Tax Charge	611.16
Total Days Used	8,942.00

Burkesville Gas Company

Cycle Close-out Report

6/30/2023

Page 6

<u>Pump#</u>	<u>Current Usage</u>	<u>Number of Customers</u>	<u>Charge</u>
	856,400	254	\$14,217.00

Beginning Balance	(1,588.79)
Ending Balance	14,265.10
Balance For Period	15,853.89
Beginning Deposit Balance	24,600.00
Ending Deposit Balance	24,600.00
Deposit Balance For Period	0.00
Total Cash Sales Charge	0.00
Total Franchise Tax Charge	183.89
Total GAS Charge	14,217.00
Total Other Charge	0.00
Total Penalties Charge	0.00
Total PRP CHARGE Charge	813.50
Total Sales Tax Charge	212.05
Total School Tax Charge	427.45
Total Days Used	7,620.00

Invoice

Petrol Energy, LLC

13902 Twisting Ivy Lane

Cypress, Texas 77429

Email: petrolenergyllc@gmail.com

Ph: 281-743-0184

Bill To:
Burkesville 119 Upper River Street Burksville., KY 42717

Date	Invoice No.
05/17/23	337

Due Date
06/25/23

Description	Quantity	Rate	Amount
TETCO M2	2,708	4.38	11,861.04

Thank you for your business.	Total	\$11,861.04
------------------------------	--------------	--------------------

Invoice

Petrol Energy, LLC

13902 Twisting Ivy Lane

Cypress, Texas 77429

Email: petrolenergyllc@gmail.com

Ph: 281-743-0184

Bill To:
Burkesville 119 Upper River Street Burksville., KY 42717

Date	Invoice No.
06/22/23	342

Due Date
07/25/23

Description	Quantity	Rate	Amount
May 2023	1,171	4.42	5,175.82

Thank you for your business.	Total	\$5,175.82
------------------------------	--------------	-------------------

Invoice

Petrol Energy, LLC

13902 Twisting Ivy Lane

Cypress, Texas 77429

Email: petrolenergyllc@gmail.com

Ph: 281-743-0184

Bill To:
Burkesville 119 Upper River Street Burksville., KY 42717

Date	Invoice No.
08/04/23	351

Due Date
09/25/23

Description	Quantity	Rate	Amount
TETCO M2 June 2023	1,053	4.40	4,633.20

Thank you for your business.

Total \$4,633.20

Texas Eastern Transmission, LP
Station Daily Volume Report



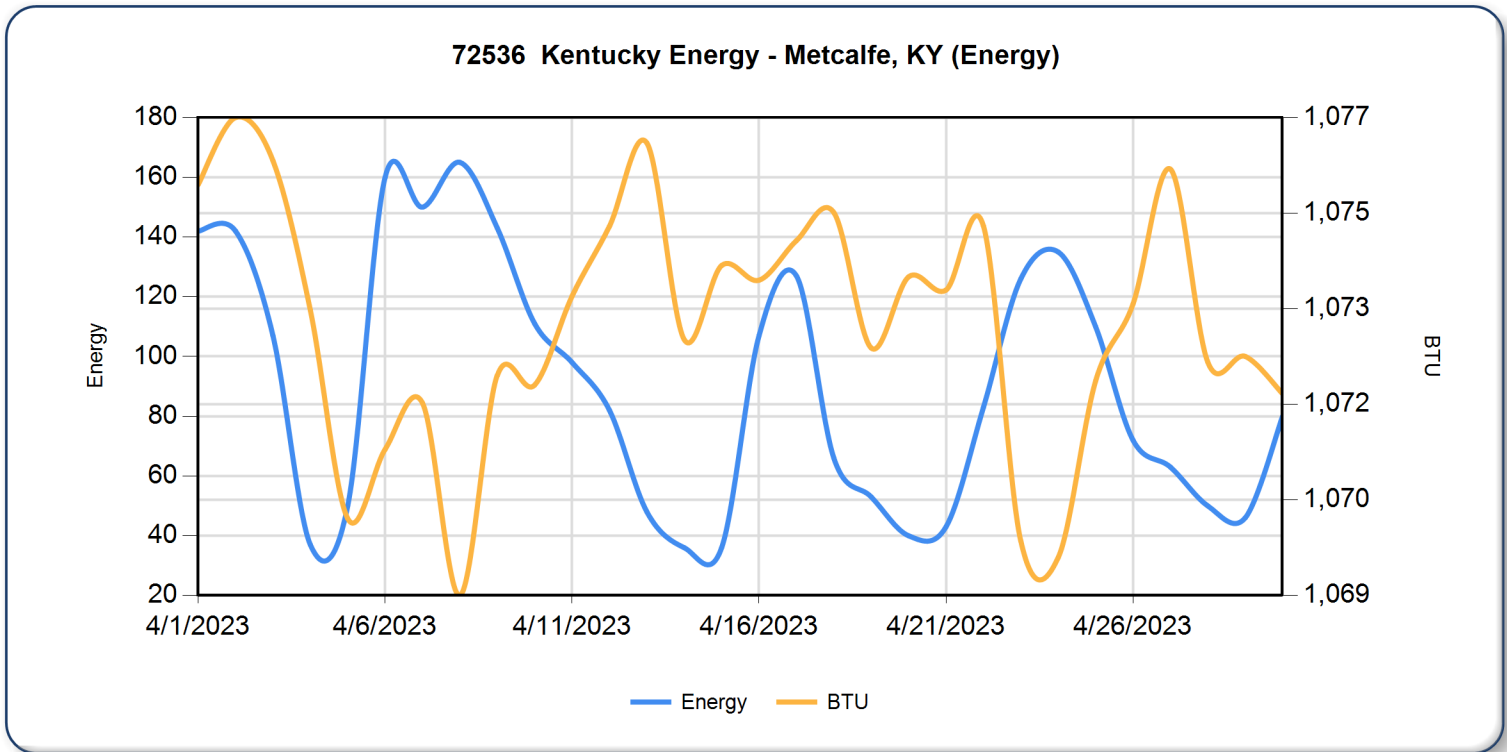
Station: 72536 - Kentucky Energy - Metcalfe, KY

Period: 4/1/2023 To 4/30/2023 Closed Date: 5/5/2023 2:48 PM

Analyst: Zachary Teykl

Phone:

Gas Date	Vol @ 14.730 PSI (MCF)	BTU (BTU(IT)/CF)	Energy (MMBTU(IT))
4/01/2023	132	1075.447	142
4/02/2023	132	1076.563	142
4/03/2023	100	1075.847	107
4/04/2023	35	1073.365	37
4/05/2023	47	1069.902	50
4/06/2023	150	1071.052	160
4/07/2023	140	1071.820	150
4/08/2023	154	1068.624	165
4/09/2023	133	1072.276	143
4/10/2023	103	1072.121	111
4/11/2023	91	1073.597	98
4/12/2023	76	1074.758	82
4/13/2023	45	1076.140	48
4/14/2023	34	1072.873	36
4/15/2023	34	1074.106	36
4/16/2023	99	1073.861	107
4/17/2023	118	1074.519	127
4/18/2023	62	1074.985	66
4/19/2023	50	1072.735	53
4/20/2023	38	1073.918	40
4/21/2023	41	1073.698	43
4/22/2023	78	1074.762	83
4/23/2023	118	1069.532	126
4/24/2023	126	1069.255	135
4/25/2023	102	1072.187	110
4/26/2023	67	1073.465	72
4/27/2023	58	1075.706	63
4/28/2023	46	1072.500	50
4/29/2023	43	1072.596	46
4/30/2023	74	1071.975	80
Total	2,526	N/A	2,708
Daily Avg	84	1,073.140	90
Daily Min	34	1,068.624	36
Daily Max	154	1,076.563	165



Texas Eastern Transmission, LP
Station Daily Volume Report



Station: 72536 - Kentucky Energy - Metcalfe, KY

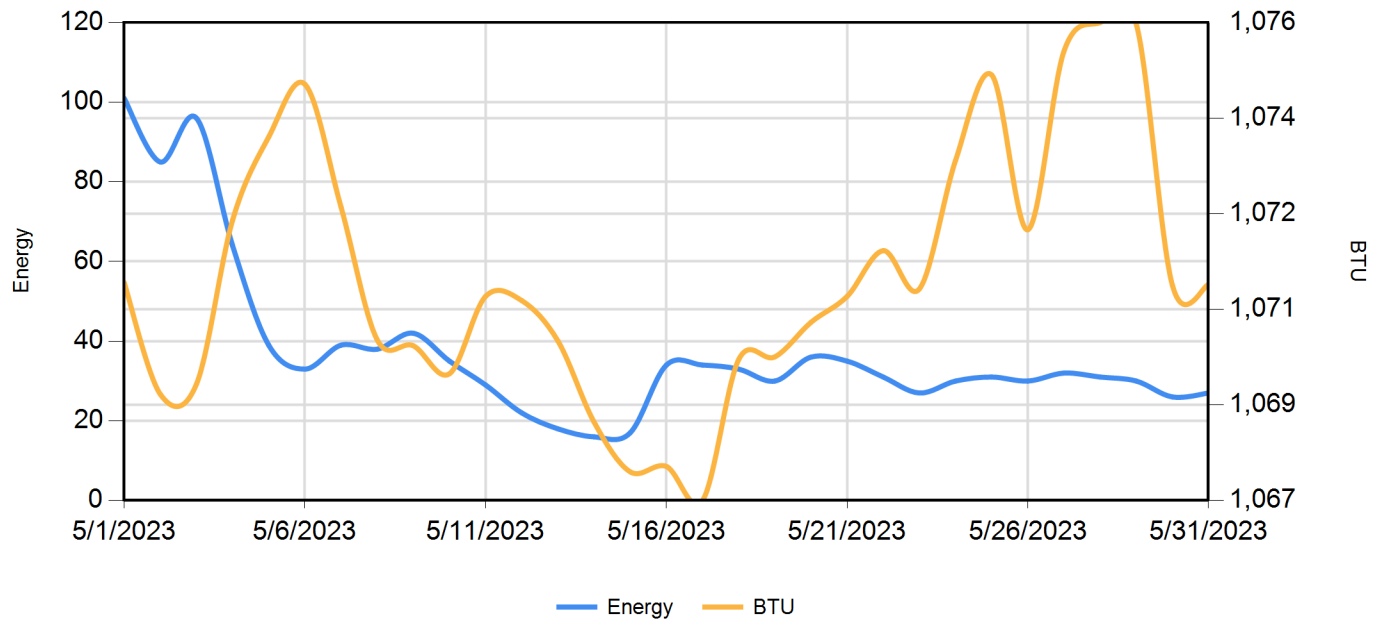
Period: 5/1/2023 To 5/31/2023 Closed Date: 6/7/2023 4:26 PM

Analyst: Zachary Teykl

Phone:

Gas Date	Vol @ 14.730 PSI (MCF)	BTU (BTU(IT)/CF)	Energy (MMBTU(IT))
5/01/2023	94	1071.030	101
5/02/2023	80	1068.901	85
5/03/2023	90	1069.093	96
5/04/2023	60	1072.214	64
5/05/2023	36	1073.800	39
5/06/2023	30	1074.803	33
5/07/2023	37	1072.464	39
5/08/2023	35	1069.938	38
5/09/2023	39	1069.824	42
5/10/2023	33	1069.291	35
5/11/2023	27	1070.765	29
5/12/2023	21	1070.684	22
5/13/2023	17	1069.915	18
5/14/2023	15	1068.371	16
5/15/2023	16	1067.423	17
5/16/2023	32	1067.526	34
5/17/2023	32	1066.877	34
5/18/2023	31	1069.560	33
5/19/2023	28	1069.612	30
5/20/2023	34	1070.270	36
5/21/2023	33	1070.763	35
5/22/2023	29	1071.635	31
5/23/2023	26	1070.906	27
5/24/2023	28	1073.353	30
5/25/2023	29	1074.980	31
5/26/2023	28	1072.033	30
5/27/2023	30	1075.433	32
5/28/2023	29	1075.978	31
5/29/2023	28	1075.950	30
5/30/2023	24	1070.972	26
5/31/2023	25	1070.988	27
Total	1,096	N/A	1,171
Daily Avg	35	1,071.140	38
Daily Min	15	1,066.877	16
Daily Max	94	1,075.978	101

72536 Kentucky Energy - Metcalfe, KY (Energy)



Texas Eastern Transmission, LP
Station Daily Volume Report



Station: 72536 - Kentucky Energy - Metcalfe, KY

Period: 6/1/2023 To 6/30/2023 **Closed Date:** 7/7/2023 3:30 PM

Analyst: Zachary Teykl

Phone:

Gas Date	Vol @ 14.730 PSI (MCF)	BTU (BTU(IT)/CF)	Energy (MMBTU(IT))
6/01/2023	27	1069.921	29
6/02/2023	29	1072.552	31
6/03/2023	29	1068.752	31
6/04/2023	26	1071.004	28
6/05/2023	27	1071.697	29
6/06/2023	30	1067.687	32
6/07/2023	33	1069.239	35
6/08/2023	33	1071.413	35
6/09/2023	30	1070.068	32
6/10/2023	28	1068.157	30
6/11/2023	27	1069.454	29
6/12/2023	28	1070.904	30
6/13/2023	29	1067.330	31
6/14/2023	26	1068.161	28
6/15/2023	26	1069.776	28
6/16/2023	29	1069.283	31
6/17/2023	27	1067.341	28
6/18/2023	25	1068.792	27
6/19/2023	26	1067.193	27
6/20/2023	31	1066.953	33
6/21/2023	36	1068.393	38
6/22/2023	52	1071.617	56
6/23/2023	51	1074.464	54
6/24/2023	46	1077.633	49
6/25/2023	41	1075.627	44
6/26/2023	37	1073.140	40
6/27/2023	39	1072.425	41
6/28/2023	40	1068.498	43
6/29/2023	41	1074.756	44
6/30/2023	37	1075.549	40
Total	986	N/A	1,053
Daily Avg	33	1,070.593	35
Daily Min	25	1,066.953	27
Daily Max	52	1,077.633	56

72536 Kentucky Energy - Metcalfe, KY (Energy)

