

W.L Surcharge Annual Report For 2025

PUBLIC SERVICE COMMISSION

Monthly Water Loss Report

Water Utility: BLACK MOUNTAIN UTILITY DISTRICT

For the Month of: January Year: 2025

LINE #	ITEM	GALLONS (000's)
1	WATER PRODUCED AND PURCHASED	
2	Water Produced	
3	Water Purchased	25,627,834
4	TOTAL PRODUCED AND PURCHASED	25,627,834
5		
6	WATER SALES	
7	Residential	11,380,862
8	Commercial	
9	Industrial	
10	Bulk Loading Stations	
11	Wholesale	
12	Public Authorities	
13	Other Sales (explain)	
14	TOTAL WATER SALES	11,380,862
15		
16	OTHER WATER USED	
17	Utility and/or Water Treatment Plant	
18	Wastewater Plant	
19	System Flushing	3,260,000
20	Fire Department	
21	Other Usage (explain)	
22	TOTAL OTHER WATER USED	3,260,000
23		
24	WATER LOSS	
25	Tank Overflows	
26	Line Breaks	
27	Line Leaks	10,986,972
28	Excavation Damages	
29	Theft	
30	Other Loss	
31	TOTAL WATER LOSS	10,986,972
32		
33	Note: Line 14 + Line 22 + Line 31 MUST Equal Line 4	
34		
35	WATER LOSS PERCENTAGE	
36	(Line 31 divided by Line 4)	42.87%

Utility Name: BLACK MOUNTAIN UTILITY DISTRICT

Selected Financial Information and Better / Worse (B / (W)) Performance

Year Ended December 31, 2025

Month	Record as				Deposits	Collections B / (W) Billings		Deposits B / (W) Collections (1)	Billings B / (W) Sales (1)
	Sales	Billings	Collections	Deposits		(W) Billings	(1)		
January	17,585.99	17,585.99	6,308.27	12,994.39	(11,277.72)	6,686.12	0.00	0.00	
February					0.00	0.00	0.00	0.00	
March					0.00	0.00	0.00	0.00	
April					0.00	0.00	0.00	0.00	
May					0.00	0.00	0.00	0.00	
June					0.00	0.00	0.00	0.00	
July					0.00	0.00	0.00	0.00	
August					0.00	0.00	0.00	0.00	
September					0.00	0.00	0.00	0.00	
October					0.00	0.00	0.00	0.00	
November					0.00	0.00	0.00	0.00	
December					0.00	0.00	0.00	0.00	
Total	17,585.99	17,585.99	6,308.27	12,994.39	(11,277.72)	6,686.12	0.00	0.00	

Specify the general ledger account where the surcharge is recorded: WATER LOSS SURCHARGE

(1) Explain reasons for difference if amount does not equal zero.
CUSTOMERS THAT HAVE NOT PAID

ACCOUNT Details

WL Surcharge

\$134,628.42

Available Balance
Current Balance \$134,628.42

Transaction Details

Type: Keyword: Date:

From: To: Amount: Amount From:

Amount To:

[Clear Search](#) [Hide advanced](#)

In Process Transactions

Date	Description	Amount
There are no upcoming transactions.		

Past Transactions

Date	Description	Amount	Balance
Feb 14	Internet Transfer from *4676 CK	<u>+\$6,308.27</u>	\$134,628.42
Jan 29	1 27	<u>+\$1,351.38</u>	\$128,320.15
Jan 21	Internet Transfer from *4676 CK	<u>+\$5,334.74</u>	\$126,968.77

Daily Receivables

Date Range: 01/14/2025 - 02/14/2025

Beginning Balance	\$952,217.83
SEWER	
SEWER Beginning Balance	24,324.39
Minus Credits	
SEWER ADJUSTMENT (None)	\$-43.52
SEWER Charge	\$-77.64
	<u>\$-121.16</u>
SEWER ADJUSTMENT (None)	\$-344.17
SEWER Payment (None)	\$-46.80
SEWER Adjustment	\$-20,668.03
SEWER Charge	<u>\$-21,059.00</u>
SEWER Payment	\$-16.68
WATER Deposit Applied	\$-16.68
SEWER Charge	<u>\$-21,196.84</u>
Plus Debits	
SEWER ADJUSTMENT	\$75.50
SEWER Charge	\$18,017.04
	<u>\$18,092.54</u>
SEWER Total	\$-3,104.30
SEWER Ending Balance	21,220.09
TRASH	
TRASH Beginning Balance	153,501.62
Minus Credits	
BEGINNING BALANCE ADJUSTMENT TRASH Charge	\$-21.64
	<u>\$-21.64</u>
BEGINNING BALANCE ADJUSTMENT TRASH Adjustment (None)	\$-9,418.97
TRASH Charge	\$-3,228.82
	<u>\$-12,647.79</u>
TRASH Adjustment (None)	\$-3,333.25
TRASH Payment (None)	\$-825.13
TRASH ADJUSTMENT TRASH Charge	\$-93,532.77
	<u>\$-97,691.15</u>
TRASH Payment	\$-35.92
WATER Deposit Applied	\$-35.92
TRASH Charge	<u>\$-110,396.50</u>
Plus Debits	
TRASH ADJUSTMENT	\$161.64
TRASH Charge	\$76,073.04
	<u>\$76,234.68</u>
TRASH Total	\$-34,161.82
TRASH Ending Balance	119,339.80
WATER	

Daily Receivables

Date Range: 01/14/2025 - 02/14/2025

WATER Beginning Balance**774,391.82****Minus Credits**

BEGINNING BALANCE ADJUSTMENT

(None)

\$-75.07

SCH TAX CHARGE

\$-3.16

SUR CHG CHARGE

\$-17.04

WATER CHARGE

\$-116.28

WATER PENALTY

\$-2.62

WL SUR CHARGE

\$-10.54

BEGINNING BALANCE ADJUSTMENT

\$-224.71

DBT CR ADJUSTMENT

(None)

\$-6.79

SCH TAX CHARGE

\$-0.79

SUR CHG CHARGE

\$-4.26

WATER CHARGE

\$-69.89

WL SUR CHARGE

\$-5.27

DBT CR ADJUSTMENT

\$-87.00

MISREAD

(None)

\$-5.09

SCH TAX CHARGE

\$-2.89

SUR CHG CHARGE

\$-4.26

WATER CHARGE

\$-501.09

WL SUR CHARGE

\$-5.27

MISREAD

\$-518.60

MISSED PAYMENT

(None)

\$-132.01

SCH TAX CHARGE

\$-3.95

SUR CHG CHARGE

\$-17.04

WATER CHARGE

\$-200.01

WATER LATE FEE ADJUSTMENT

\$-1.99

WATER PENALTY

\$-8.00

WL SUR CHARGE

\$-26.35

MISSED PAYMENT

\$-389.35

SCH TAX ADJUSTMENT

(None)

\$-3.95

BEGINNING BALANCE ADJUSTMENT

\$-1.20

SUR CHG CHARGE

\$-0.79

WATER CHARGE

\$-10.61

WATER Reverse Payment

\$-0.79

SCH TAX ADJUSTMENT

\$-17.34

SLS TAX ADJUSTMENT

MISSED PAYMENT

\$-2.62

WATER CHARGE

\$-33.59

SLS TAX ADJUSTMENT

\$-36.21

SUR CHG ADJUSTMENT

(None)

\$-21.30

BEGINNING BALANCE ADJUSTMENT

\$-4.26

SUR CHG CHARGE

\$-4.26

WATER CHARGE

\$-8.52

WATER Reverse Payment

\$-4.26

SUR CHG ADJUSTMENT

\$-42.60

WATER ADJUSTMENT

(None)

\$-265.68

BEGINNING BALANCE ADJUSTMENT

\$-33.50

SCH TAX CHARGE

\$-13.75

SUR CHG CHARGE

\$-47.73

Daily Receivables

Date Range: 01/14/2025 - 02/14/2025

WATER CHARGE	\$-523.92
WATER LATE FEE ADJUSTMENT	\$-7.86
WATER PENALTY	\$-15.98
WATER Reverse Payment	\$-52.84
WL SUR CHARGE	\$-60.60
WATER ADJUSTMENT	\$-1,021.86
WATER Deposit Applied	
(None)	\$-374.48
BEGINNING BALANCE ADJUSTMENT	\$-120.87
RECONNECT ADJUSTMENT	\$-44.80
SCH TAX CHARGE	\$-94.38
SUR CHG CHARGE	\$-123.54
WATER CHARGE	\$-504.24
WATER LATE FEE ADJUSTMENT	\$-24.65
WATER PENALTY	\$-5.24
WL SUR CHARGE	\$-210.10
WATER Deposit Applied	\$-1,502.30
WATER Deposit Payment	
WATER Deposit	\$-870.00
WATER Deposit Payment	\$-870.00
WATER Deposit Refunded	
WATER Deposit	\$-87.00
WATER Deposit Refunded	\$-87.00
WATER LATE FEE ADJUSTMENT	
(None)	\$-79.36
MISSED PAYMENT	\$-39.88
SUR CHG CHARGE	\$-2.79
WATER CHARGE	\$-126.24
WATER PENALTY	\$-8.45
WATER LATE FEE ADJUSTMENT	\$-256.72
WATER LEAK ADJUSTMENT	
(None)	\$-423.08
MISSED PAYMENT	\$-62.60
SCH TAX CHARGE	\$-15.82
SUR CHG CHARGE	\$-4.26
WATER CHARGE	\$-721.56
WATER LATE FEE ADJUSTMENT	\$-2.62
WL SUR CHARGE	\$-23.18
WATER LEAK ADJUSTMENT	\$-1,253.12
WATER Payment	
(None)	\$-2,263.91
BEGINNING BALANCE ADJUSTMENT	\$-2,087.83
BRK LOCK ADJUSTMENT	\$-15.00
DBT CR ADJUSTMENT	\$-333.22
RECONNECT ADJUSTMENT	\$-108.09
RTN CHECK ADJUSTMENT	\$-375.71
SCH TAX ADJUSTMENT	\$-19.82
SLS TAX ADJUSTMENT	\$-3.56
SUR CHG ADJUSTMENT	\$-36.13
SUR CHG CHARGE	\$-14,487.91
TAP FEE	\$-1,000.00
WATER ADJUSTMENT	\$-328.47
WATER CHARGE	\$-143,466.67
WATER LATE FEE ADJUSTMENT	\$-794.12
WATER PENALTY	\$-2,507.79
WATER Reverse Payment	\$-337.93
WL SUR ADJUSTMENT	\$-29.52
WL SUR CHARGE COLLECTED	\$-21,128.96

Black Mountain

Daily Receivables

Date Range: 01/14/2025 - 02/14/2025

WATER Payment	\$-189,324.64
WATER Tax Payment	
SCH TAX CHARGE	\$-4,917.98
SLS TAX CHARGE	\$-238.94
	<hr/>
WATER Tax Payment	\$-5,156.92
WL SUR ADJUSTMENT	
(None)	\$-26.35
BEGINNING BALANCE ADJUSTMENT	\$-5.27
SUR CHG CHARGE	\$-4.44
WATER CHARGE	\$-15.81
WATER LATE FEE ADJUSTMENT	\$-2.67
WATER Reverse Payment	\$-3.43
	<hr/>
WL SUR ADJUSTMENT	\$-57.97
	<hr/>
	\$-200,846.34
Plus Debits	
RTN CHECK ADJUSTMENT	\$180.84
SCH TAX ADJUSTMENT	\$0.79
SCH TAX CHARGE	\$4,199.13
SLS TAX ADJUSTMENT	\$0.79
SLS TAX CHARGE	\$391.04
SUR CHG ADJUSTMENT	\$8.52
SUR CHG CHARGE	\$12,315.66
TAP FEE	\$1,000.00
WATER ADJUSTMENT	\$124.44
WATER CHARGE	\$139,751.84
WATER Deposit	\$1,131.00
WATER LATE FEE ADJUSTMENT	\$352.00
WATER PENALTY	\$3,962.61
WATER Reverse Payment	\$288.27
WL SUR ADJUSTMENT	\$10.54
WL SUR CHARGE BILLED	\$17,585.99
	<hr/>
	\$181,303.46
WATER Total	\$-19,542.88
WATER Ending Balance	754,848.94
Ending Balance	\$895,408.83

PUBLIC SERVICE COMMISSION

Monthly Water Loss Report

Water Utility:

BLACK MOUNTAIN UTILITY DISTRICT

For the Month of:

February

Year: 2025

LINE#	ITEM	GALLONS (000's)
1	WATER PRODUCED AND PURCHASED	
2	Water Produced	
3	Water Purchased	23,867,961
4	TOTAL PRODUCED AND PURCHASED	23,867,961
5	WATER SALES	
6		
7	Residential	11,546,879
8	Commercial	
9	Industrial	
10	Bulk Loading Stations	
11	Wholesale	
12	Public Authorities	
13	Other Sales (explain)	
14	TOTAL WATER SALES	11,546,879
15	OTHER WATER USED	
16		
17	Utility and/or Water Treatment Plant	4,500
18	Wastewater Plant	80,000
19	System Flushing	4,130,700
20	Fire Department	15,000
21	Other Usage (explain) DBP	457,000
22	TOTAL OTHER WATER USED	4,687,200
23	WATER LOSS	
24		
25	Tank Overflows	
26	Line Breaks	
27	Line Leaks	7,633,882
28	Excavation Damages	
29	Theft	
30	Other Loss	
31	TOTAL WATER LOSS	7,633,882
32	Note: Line 14 + Line 22 + Line 31 MUST Equal Line 4	
33		
34	WATER LOSS PERCENTAGE	
35	(Line 31 divided by Line 4)	31.98%
36		

ROLLING TOTALS

Utility Name: BLACK MOUNTAIN UTILITY DISTRICT

Selected Financial Information and Better / Worse (B / (W)) Performance

Year Ended December 31, 2024

Month	Record as				Deposits B / Billings B / (W)			
	A Sales	B Billings	C Collections	D Deposits	E Collections B / (W) Billings	F Collections (1)	G Billings B / (W) Collections	H Sales (1)
January	17,448.97	17,448.97	16,784.03	47,266.87	(664.94)	30,482.84	0.00	0.00
February					0.00	0.00	0.00	0.00
March					0.00	0.00	0.00	0.00
April					0.00	0.00	0.00	0.00
May					0.00	0.00	0.00	0.00
June					0.00	0.00	0.00	0.00
July					0.00	0.00	0.00	0.00
August					0.00	0.00	0.00	0.00
September					0.00	0.00	0.00	0.00
October					0.00	0.00	0.00	0.00
November					0.00	0.00	0.00	0.00
December					0.00	0.00	0.00	0.00
Total	17,448.97	17,448.97	16,784.03	47,266.87	(664.94)	30,482.84	0.00	0.00

Specify the general ledger account where the surcharge is recorded WATER LOSS SURCHARGE

(1) Explain reasons for difference if amount does not equal zero.
THINK ONE OF THE DEPOSITS WAS MORE THEN COLLECTED

Account Details

WL Surcharge
*2893 ⓘ

\$175,587.02

Available Balance

Current Balance \$175,587.02

Transaction Details

Type Keyword Date
All Enter Description, Check Last 90 Days

From To Amount Amount From
2/14/2025 3/14/2025
Amount To



[Clear Search](#)

[Hide advanced](#)

In Process Transactions

Date Description Amount

There are no upcoming transactions.

Past Transactions

Date	Description	Amount	Balance
Mar 10	Correct WL Sur xfer from Jan 1 21	<u>+\$8,667.99</u>	\$175,587.02
Mar 10	WL Sur xfer	<u>+\$4,265.47</u>	\$166,919.03
Mar 03	Internet Transfer from *4676 CK	<u>+\$17,448.97</u>	\$162,653.56
Feb 24	Internet Transfer from *4676 CK	<u>+\$3,658.11</u>	\$145,204.59
Feb 18	Internet Transfer from *4676 CK	<u>+\$6,918.06</u>	\$141,546.48
Feb 14	Internet Transfer from *4676 CK	<u>+\$6,308.27</u>	\$134,628.42

Black Mountain Utility District
609 Four Mile Rd
Baxter KY 40806

Hearthside Bank
102 Cumberland Avenue
Harlan, KY 40831

History Account Number [REDACTED]
02-01-2025 to 02-28-2025

Post Date	Eff Date	Check Nbr	Description	Amount	Running Bal	Status
02-24-2025	02-24-2025		Deposit Internet Transfer from [REDACTED] CK	3 668.11	145,204.59	Completed
02-18-2025	02-18-2025		Deposit Internet Transfer from [REDACTED] CK	6,918.06	141,546.48	Completed
02-14-2025	02-14-2025		Deposit Internet Transfer from [REDACTED] CK	6 308.27	134,628.42	Completed

Daily Receivables

Billing Cycle: (All)

Service Type: WATER

Date Range: 02/14/2025 - 03/14/2025

Beginning Balance	\$759,495.91
WATER	
WATER Beginning Balance	759,495.91
Minus Credits	
BEGINNING BALANCE ADJUSTMENT	
WATER PENALTY	\$-0.30
BEGINNING BALANCE ADJUSTMENT	\$-0.30
MISREAD	
SCH TAX CHARGE	\$-7.11
WATER CHARGE	\$-542.85
WATER PENALTY	\$-2.62
WL SUR CHARGE	\$-10.54
MISREAD	\$-563.12
MISSED PAYMENT	
SCH TAX CHARGE	\$-0.79
SUR CHG CHARGE	\$-4.26
WATER CHARGE	\$-26.17
WATER PENALTY	\$-2.62
WL SUR CHARGE	\$-5.27
MISSED PAYMENT	\$-39.11
SCH TAX ADJUSTMENT	
(None)	\$-0.33
SCH TAX CHARGE	\$-2.87
WATER ADJUSTMENT	\$-0.79
WATER CHARGE	\$-10.99
WATER PENALTY	\$-1.25
WL SUR CHARGE	\$-4.58
SCH TAX ADJUSTMENT	\$-20.81
SLS TAX ADJUSTMENT	
SCH TAX CHARGE	\$-7.00
WATER CHARGE	\$-4.52
SLS TAX ADJUSTMENT	\$-11.52
SUR CHG ADJUSTMENT	
(None)	\$-4.26
SUR CHG CHARGE	\$-9.31
WATER ADJUSTMENT	\$-4.26
WATER CHARGE	\$-25.56
SUR CHG ADJUSTMENT	\$-43.39
TRASH ADJUSTMENT	
BEGINNING BALANCE ADJUSTMENT	\$-220.14
RECONNECT ADJUSTMENT	\$-8.00
SCH TAX CHARGE	\$-12.05
WATER CHARGE	\$-1,066.69
WATER LATE FEE ADJUSTMENT	\$-4.65
WATER PENALTY	\$-12.39
WL SUR CHARGE	\$-35.88
TRASH ADJUSTMENT	\$-1,359.80
WATER ADJUSTMENT	
(None)	\$-452.21
BEGINNING BALANCE ADJUSTMENT	\$-1,293.39
BRK LOCK ADJUSTMENT	\$-3.55
RECONNECT ADJUSTMENT	\$-26.13
SCH TAX ADJUSTMENT	\$-8.72

Daily Receivables

Billing Cycle: (All)

Service Type: WATER

Date Range: 02/14/2025 - 03/14/2025

SCH TAX CHARGE	\$-45.99
SLS TAX CHARGE	\$-1.57
SUR CHG ADJUSTMENT	\$-1.01
SUR CHG CHARGE	\$-161.50
WATER ADJUSTMENT	\$-153.79
WATER CHARGE	\$-9,682.20
WATER LATE FEE ADJUSTMENT	\$-140.81
WATER PENALTY	\$-111.42
WL SUR ADJUSTMENT	\$-0.62
WL SUR CHARGE	\$-218.04
WATER ADJUSTMENT	\$-12,300.95
WATER Deposit Applied	
(None)	\$-356.82
BEGINNING BALANCE ADJUSTMENT	\$-0.65
RECONNECT ADJUSTMENT	\$-33.55
SCH TAX ADJUSTMENT	\$-3.27
SCH TAX CHARGE	\$-205.10
SLS TAX CHARGE	\$-22.10
SUR CHG ADJUSTMENT	\$-8.52
SUR CHG CHARGE	\$-378.42
WATER ADJUSTMENT	\$-116.22
WATER CHARGE	\$-545.24
WATER Credit Refund	\$-456.38
WATER Deposit	\$-50.00
WATER LATE FEE ADJUSTMENT	\$-122.43
WATER PENALTY	\$-5.94
WL SUR ADJUSTMENT	\$-5.26
WL SUR CHARGE	\$-620.14
WATER Deposit Applied	\$-2,930.04
WATER Deposit Payment	
WATER Deposit	\$-1,617.63
WATER Deposit Payment	\$-1,617.63
WATER LATE FEE ADJUSTMENT	
SCH TAX CHARGE	\$-1.02
WATER CHARGE	\$-53.74
WATER PENALTY	\$-48.36
WL SUR CHARGE	\$-6.84
WATER LATE FEE ADJUSTMENT	\$-109.96
WATER LEAK ADJUSTMENT	
SCH TAX CHARGE	\$-4.85
SUR CHG CHARGE	\$-12.78
WATER CHARGE	\$-42.28
WL SUR CHARGE	\$-15.81
WATER LEAK ADJUSTMENT	\$-75.72
WATER Payment	
(None)	\$-2,474.46
BEGINNING BALANCE ADJUSTMENT	\$-2,592.77
BRK LOCK ADJUSTMENT	\$-15.10
DBT CR ADJUSTMENT	\$-175.11
RECONNECT ADJUSTMENT	\$-122.35
RTN CHECK ADJUSTMENT	\$-208.31
SCH TAX ADJUSTMENT	\$-13.33
SUR CHG ADJUSTMENT	\$-22.36
SUR CHG CHARGE	\$-11,691.58
WATER ADJUSTMENT	\$-530.08
WATER CHARGE	\$-131,035.45

Black Mountain

Daily Receivables

Billing Cycle: (All)

Service Type: WATER

Date Range: 02/14/2025 - 03/14/2025

WATER LATE FEE ADJUSTMENT	\$-340.11
WATER PENALTY	\$-3,520.40
WL SUR ADJUSTMENT	\$-13.83
WL SUR CHARGE	\$-16,784.03
WATER Payment	\$-169,539.27
WATER Reallocate Overpayment	
SCH TAX CHARGE	\$-0.79
WATER CHARGE	\$-41.75
WL SUR CHARGE	\$-5.27
WATER Reallocate Overpayment	\$-47.81
WATER Reverse Payment	
WATER CHARGE	\$-233.63
WATER PENALTY	\$-12.70
WATER Reverse Payment	\$-246.33
WATER Tax Payment	
(None)	\$-3.00
SCH TAX CHARGE	\$-3,957.34
SLS TAX CHARGE	\$-391.42
WATER Tax Payment	\$-4,351.76
WL SUR ADJUSTMENT	
(None)	\$-5.43
SUR CHG CHARGE	\$-4.82
WATER ADJUSTMENT	\$-5.27
WATER CHARGE	\$-41.91
WATER PENALTY	\$-1.37
WL SUR CHARGE	\$-5.27
WL SUR ADJUSTMENT	\$-64.07
	\$-193,321.59
Plus Debits	
MISREAD	\$11.05
RECONNECT ADJUSTMENT	\$8.00
RTN CHECK ADJUSTMENT	\$217.99
SCH TAX ADJUSTMENT	\$12.84
SCH TAX CHARGE	\$3,929.23
SLS TAX CHARGE	\$329.71
SUR CHG ADJUSTMENT	\$42.60
SUR CHG CHARGE	\$12,213.42
WATER ADJUSTMENT	\$659.31
WATER CHARGE	\$130,665.67
WATER Credit Refund	\$597.85
WATER Deposit	\$1,268.00
WATER LATE FEE ADJUSTMENT	\$13.15
WATER PENALTY	\$3,962.49
WATER Reallocate Overpayment	\$574.31
WL SUR ADJUSTMENT	\$21.08
WL SUR CHARGE	\$17,448.97
	\$171,975.67
WATER Total	\$-21,345.92
WATER Ending Balance	738,149.99
Ending Balance	\$738,149.99

Board and Management Monthly Water Use Report

Water Utility: Black Mountain Utility District/ System Wid PWSID: 0
 For the Month of: March Year: 2025
 Billing Period: _____ to _____

1 PRODUCTION COST PER THOUSAND (insert cost) _____
 2 PURCHASE COST PER THOUSAND (insert cost) _____

WATER PRODUCED or PURCHASED		GALLONS	
3	Water Produced	_____	0.0%
4	Water Purchased	19,360,641	100.0%
5	TOTAL PRODUCED AND PURCHASED	19,360,641	
6	TOTAL COST #VALUE!		

WATER SOLD			
7	Residential	10,310,920	
8	Commercial	_____	
9	Industrial	_____	
10	Bulk Loading Stations	_____	
11	Wholesale (other water systems, special contracts, etc.)	_____	
12	Public Authorities (fire departments, public pools, parks, etc.)	_____	
13	Other Sales (explain)	_____	
14	TOTAL WATER SOLD	10,310,920	53.3%
15	TOTAL WATER NOT SOLD	9,049,721	46.7%

BREAKDOWN OF WATER USAGE		
16	Water Treatment Plant	_____
17	Wastewater Treatment Plant	_____
18	System Flushing (routine and complaint flushing)	0
19	DBP Flushing (forced tank overflows and hydrant flushing)	0
20	Fire Department (documented for firefighting and training)	0
21	Other Usage (explain)	_____
22	TOTAL USAGE	0

BREAKDOWN OF WATER LOST		
23	Tank Overflows (other than for DBP maintenance)	_____
24	Main Line Breaks (long term leakage during current month)	0
25	Service Line Breaks (repaired during current month)	0
26	Line Leaks (calculated line leakage, meter inaccuracies, etc.)	_____
27	Excavation Damage Loss (short term leakage)	0
28	Theft (documented)	_____
29	TOTAL DOCUMENTED WATER LOST	0
30	COST OF DOCUMENTED WATER LOST #VALUE!	

"UNKNOWN LOSS" FLOW RATE AND COST:		
31	"Unknown Loss"	9,049,721
32	% "Unknown Loss"	46.7%
33	(insert billing period dates at top of page) Number of Days in Period	0
34	"Unknown Loss" per Day (Gallons per Day)	#DIV/0!
35	"Unknown Loss" per Minute (GPM)	#DIV/0!
36	"Unknown Loss" Cost for Month	#VALUE!

37 **WATER LOSS PERCENTAGE FOR PSC RATEMAKING PURPOSES** 46.74%

Black Mountain Utility District
609 Four Mile Rd
Baxter KY 40806

Hearthside Bank
102 Cumberland Avenue
Harlan, KY 40831

History Account Number [REDACTED]
03-01-2025 to 03-31-2025

Post Date	Eff Date	Check Nbr	Description	Amount	Running Bal	Status
03-24-2025	03-24-2025		Deposit Internet Transfer from [REDACTED] CK	3 923.78	186,433.32	Completed
03 17-2025	03-17-2025		Deposit Internet Transfer from [REDACTED] CK	6 922.52	182,509.54	Completed
03-10-2025	03-10-2025		Deposit Correct W/ Sur xfer from Jan 1 21	8 667.99	175,587.02	Completed
03-10-2025	03-10-2025		Deposit W/ Sur xfer	4,265.47	166,919.03	Completed
03-03-2025	03-03-2025		Deposit Internet Transfer from [REDACTED] CK	17 448.97	162,653.66	Completed

Daily Receivables

Billing Cycle: (All)

Service Type: WATER

Date Range: 03/01/2025 - 03/31/2025

Beginning Balance

\$851,945.58

Minus Credits

WATER

BEGINNING BALANCE ADJUSTMENT

WATER Deposit

\$-87.00

\$-87.00

BEGINNING BALANCE ADJUSTMENT

DBT CR ADJUSTMENT

(None)

\$-130.28

WATER CHARGE

\$-65.12

WATER PENALTY

\$-10.48

\$-205.88

DBT CR ADJUSTMENT

MISREAD

SCH TAX CHARGE

\$-7.11

WATER CHARGE

\$-399.16

WL SUR CHARGE

\$-10.54

\$-416.81

MISREAD

MISSED PAYMENT

SCH TAX CHARGE

\$-0.79

SUR CHG CHARGE

\$-4.26

WATER CHARGE

\$-26.17

WATER PENALTY

\$-2.62

WL SUR CHARGE

\$-5.27

\$-39.11

MISSED PAYMENT

RECONNECT ADJUSTMENT

RECONNECT ADJUSTMENT

\$-8.00

\$-8.00

RECONNECT ADJUSTMENT

SCH TAX ADJUSTMENT

(None)

\$-0.33

SCH TAX CHARGE

\$-31.23

WATER ADJUSTMENT

\$-0.79

WATER CHARGE

\$-13.12

WATER PENALTY

\$-0.46

\$-45.93

SCH TAX ADJUSTMENT

SLS TAX ADJUSTMENT

(None)

\$-2.19

SCH TAX CHARGE

\$-7.00

SUR CHG CHARGE

\$-0.79

WATER CHARGE

\$-19.19

\$-29.17

SLS TAX ADJUSTMENT

SUR CHG ADJUSTMENT

(None)

\$-4.26

SUR CHG CHARGE

\$-8.52

WATER ADJUSTMENT

\$-4.26

WATER CHARGE

\$-21.30

\$-38.34

SUR CHG ADJUSTMENT

TRASH ADJUSTMENT

BEGINNING BALANCE ADJUSTMENT

\$-220.14

RECONNECT ADJUSTMENT

\$-8.00

SCH TAX CHARGE

\$-12.05

WATER CHARGE

\$-1,066.69

WATER LATE FEE ADJUSTMENT

\$-4.65

WATER PENALTY

\$-12.39

WL SUR CHARGE

\$-35.88

\$-1,359.80

TRASH ADJUSTMENT

WATER ADJUSTMENT

Black Mountain

Daily Receivables

Billing Cycle: (All)

Service Type: WATER

Date Range: 03/01/2025 - 03/31/2025

SCH TAX CHARGE	\$-29.97
SLS TAX CHARGE	\$-1.57
SUR CHG CHARGE	\$-77.60
WATER ADJUSTMENT	\$-20.11
WATER CHARGE	\$-1,115.69
WATER LATE FEE ADJUSTMENT	\$-8.96
WATER PENALTY	\$-55.69
WL SUR CHARGE	\$-121.48
WATER ADJUSTMENT	\$-1,431.07
WATER Deposit Applied	
(None)	\$-138.55
SCH TAX CHARGE	\$-84.04
SLS TAX CHARGE	\$-22.10
SUR CHG CHARGE	\$-167.87
WATER ADJUSTMENT	\$-56.00
WATER CHARGE	\$-409.59
WATER Credit Refund	\$-456.38
WATER LATE FEE ADJUSTMENT	\$-34.03
WATER PENALTY	\$-5.26
WL SUR CHARGE	\$-219.86
WATER Deposit Applied	\$-1,593.68
WATER Deposit Payment	
WATER Deposit	\$-1,768.37
WATER Deposit Payment	\$-1,768.37
WATER LATE FEE ADJUSTMENT	
(None)	\$-9.48
SCH TAX CHARGE	\$-2.90
SUR CHG CHARGE	\$-4.26
WATER CHARGE	\$-508.97
WATER PENALTY	\$-377.67
WL SUR CHARGE	\$-7.91
WATER LATE FEE ADJUSTMENT	\$-911.19
WATER LEAK ADJUSTMENT	
(None)	\$-9.28
SCH TAX CHARGE	\$-4.26
SUR CHG CHARGE	\$-12.78
WATER CHARGE	\$-1,272.71
WL SUR CHARGE	\$-15.81
WATER LEAK ADJUSTMENT	\$-1,314.84
WATER Payment	
(None)	\$-1,108.47
BEGINNING BALANCE ADJUSTMENT	\$-2,947.28
DBT CR ADJUSTMENT	\$-51.24
RECONNECT ADJUSTMENT	\$-204.47
RTN CHECK ADJUSTMENT	\$-210.31
SCH TAX ADJUSTMENT	\$-4.31
SUR CHG ADJUSTMENT	\$-42.60
SUR CHG CHARGE	\$-11,669.14
WATER ADJUSTMENT	\$-301.66
WATER CHARGE	\$-129,621.12
WATER LATE FEE ADJUSTMENT	\$-121.47
WATER PENALTY	\$-3,596.90
WL SUR ADJUSTMENT	\$-21.08
WL SUR CHARGE	\$-16,468.26
WATER Payment	\$-166,368.31
WATER Reverse Payment	

Black Mountain

Daily Receivables

Billing Cycle: (All)

Service Type: WATER

Date Range: 03/01/2025 - 03/31/2025

SCH TAX CHARGE	\$-1.29
SUR CHG CHARGE	\$-8.52
WATER CHARGE	\$-77.51
WATER PENALTY	\$-4.90
WL SUR CHARGE	\$-5.47
	<hr/>
WATER Reverse Payment	\$-97.69
WATER Tax Payment	
SCH TAX CHARGE	\$-3,651.84
SLS TAX CHARGE	\$-330.50
	<hr/>
WATER Tax Payment	\$-3,982.34
WL SUR ADJUSTMENT	
(None)	\$-5.27
SUR CHG CHARGE	\$-5.27
WATER ADJUSTMENT	\$-5.27
WATER CHARGE	\$-31.80
WL SUR CHARGE	\$-5.43
	<hr/>
WL SUR ADJUSTMENT	\$-53.04
	<hr/>
	\$-179,750.57
Minus Credits Total	\$-179,750.57

Plus Debits**WATER**

BRK LOCK ADJUSTMENT	\$45.00
DBT CR ADJUSTMENT	\$1,000.00
RECONNECT ADJUSTMENT	\$312.01
RTN CHECK ADJUSTMENT	\$6.00
SCH TAX ADJUSTMENT	\$4.70
SCH TAX CHARGE	\$3,938.94
SLS TAX CHARGE	\$476.07
SUR CHG ADJUSTMENT	\$21.30
SUR CHG CHARGE	\$12,230.46
WATER ADJUSTMENT	\$109.72
WATER CHARGE	\$131,038.20
WATER Credit Refund	\$597.85
WATER Deposit	\$1,740.00
WATER LATE FEE ADJUSTMENT	\$2.62
WATER PENALTY	\$3,579.64
WL SUR ADJUSTMENT	\$21.08
WL SUR CHARGE	\$17,454.24
	<hr/>
	\$172,577.83

Plus Debits Total**\$172,577.83****Ending Balance****\$844,772.84**

PUBLIC SERVICE COMMISSION

Monthly Water Loss Report

Water Utility: Black Mountain Utility District/ System Wid PWSID: 0

For the Month of: April Year: 2025

LINE #	ITEM	GALLONS (Omit 000's)
1	WATER PRODUCED AND PURCHASED	
2	Water Produced	0
3	Water Purchased	23,678
4	TOTAL PRODUCED AND PURCHASED	23,678
5		
6	WATER SALES	
7	Residential	12,242
8	Commercial	0
9	Industrial	0
10	Bulk Loading Stations	0
11	Wholesale	0
12	Public Authorities	0
13	Other Sales (explain) <u>0</u>	0
14	TOTAL WATER SALES	12,242
15		
16	OTHER WATER USED	
17	Utility and/or Water Treatment Plant	0
18	Wastewater Plant	0
19	System Flushing	0
20	Fire Department	0
21	Other Usage (explain) <u>0</u>	0
22	TOTAL OTHER WATER USED	0
23		
24	WATER LOSS	
25	Tank Overflows	0
26	Line Breaks	0
27	Line Leaks	0
28	Excavation Damages	0
29	Theft	0
30	Other Loss (explain) <u>Unknown Loss</u>	11,436
31	TOTAL LINE LOSS	11,436
32		
33	Note: Line 14 + Line 22 + Line 31 Must Equal Line 4	
34		
35	WATER LOSS PERCENTAGE	
36	(Line 31 Divided by Line 4)	48.30%

Utility Name: **BLACK MOUNTAIN UTILITY DISTRICT**

Selected Financial Information and Better / Worse (B / (W)) Performance

Year Ended December 31, 2025

Month	Record as		Collections B / (W) Billings		Deposits B / (W) Collections		Billings B / (W) Sales (1)	
	Sales	Recorded	Billings	Recorded	Deposits	Recorded	Billings	Recorded
January				0.00		0.00		0.00
February				0.00		0.00		0.00
March				0.00		0.00		0.00
April	17,391.00		17,391.00	169.00	16,029.09	(1,530.91)	0.00	0.00
May				0.00		0.00		0.00
June				0.00		0.00		0.00
July				0.00		0.00		0.00
August				0.00		0.00		0.00
September				0.00		0.00		0.00
October				0.00		0.00		0.00
November				0.00		0.00		0.00
December				0.00		0.00		0.00
Total	17,391.00		17,391.00	169.00	16,029.09	(1,530.91)		0.00

Specify the general ledger account where the surcharge is recorded: WATER LOSS SURCHARGE

(1) Explain reasons for difference if amount does not equal zero.
CUSTOMERS THAT HAVE NOT PAID

Account Details

WL Surcharge
*2893

\$131,287.90

Available Balance

Current Balance \$131,287.90

Transaction Details

Type: All
Keyword: Enter Description, Check
Date: 4/01/2025
From: 4/07/2025
To: 5/05/2025
Amount To: Amount From



Clear Search

[Hide advanced](#)

In Process Transactions

Date Description Amount

There are no upcoming transactions.

Past Transactions

Date	Description	Amount	Balance
May 05	Internet Transfer from *4676 CK	14,199.00	\$126,726.16
Apr 21	Internet Transfer from *4676 CK	12,633.80	\$125,379.95
Apr 11	Order 4 10 25	<u>-175,736.25</u>	\$113,004.30
Apr 07	Internet Transfer from *4676 CK	14,736.05	\$188,740.55
Apr 07	Internet Transfer from *4676 CK	10,522.56	\$187,217.79

Black Mountain Utility District
609 Four Mile Rd
Baxter KY 40806

Hearthside Bank
102 Cumberland Avenue
Harlan, KY 40831

History Account Number [REDACTED]

04-01-2025 to 04-30-2025

Post Date	Eff Date	Check Nbr	Description	Amount	Running Bal	Status
04-21-2025	04-21-2025		Deposit Internet Transfer from [REDACTED] CK	12,375.65	125,379.55	Completed
04-11-2025	04-11-2025		Withdrawal Order # 10 25	(75,736.25)	113,004.30	Completed
04-07-2025	04-07-2025		Deposit Internet Transfer from [REDACTED] CK	1,522.76	188,740.55	Completed
04-07-2025	04-07-2025		Deposit Internet Transfer from [REDACTED]	784.47	187,217.79	Completed

Black Mountain

Daily Receivables
 Billing Cycle: (All)
 Service Type: WATER
 Date Range: 04/16/2025 - 05/16/2025

Beginning Balance	\$729,039.22
Minus Credits	
WATER	
BEGINNING BALANCE ADJUSTMENT	\$-2.37
SCH TAX CHARGE	\$-12.78
SUR CHG CHARGE	\$-83.79
WATER CHARGE	\$-8.39
WATER PENALTY	\$-15.81
WL SUR CHARGE	<u>\$-123.14</u>
BEGINNING BALANCE ADJUSTMENT	
DBT CR ADJUSTMENT	\$-224.51
(None)	
SCH TAX CHARGE	\$-0.79
SUR CHG CHARGE	\$-4.26
WATER CHARGE	\$-26.17
WATER Deposit	\$-261.00
WL SUR CHARGE	<u>\$-5.27</u>
DBT CR ADJUSTMENT	<u>\$-522.00</u>
MISREAD	
SCH TAX CHARGE	\$-5.12
SUR CHG CHARGE	\$-12.78
WATER CHARGE	\$-116.35
WL SUR CHARGE	<u>\$-15.81</u>
MISREAD	<u>\$-150.06</u>
MISSED PAYMENT	
(None)	\$-22.14
SCH TAX CHARGE	\$-4.45
SUR CHG CHARGE	\$-8.52
WATER CHARGE	\$-128.82
WATER PENALTY	\$-3.23
WL SUR CHARGE	<u>\$-17.36</u>
MISSED PAYMENT	<u>\$-184.52</u>
RECONNECT ADJUSTMENT	
RECONNECT ADJUSTMENT	<u>\$-8.00</u>
RECONNECT ADJUSTMENT	<u>\$-8.00</u>
SCH TAX ADJUSTMENT	
(None)	\$-1.97
BEGINNING BALANCE ADJUSTMENT	\$-1.58
SCH TAX ADJUSTMENT	\$-1.37
SCH TAX CHARGE	\$-4.63
WATER ADJUSTMENT	\$-1.37
WATER CHARGE	\$-150.16
WATER PENALTY	\$-1.46
WL SUR CHARGE	<u>\$-1.89</u>
SCH TAX ADJUSTMENT	<u>\$-164.43</u>
SEWER ADJUSTMENT	
WATER CHARGE	<u>\$-146.07</u>
SEWER ADJUSTMENT	<u>\$-146.07</u>
SLS TAX ADJUSTMENT	
(None)	\$-1.44
SCH TAX CHARGE	\$-0.79
SUR CHG CHARGE	\$-4.26
WATER CHARGE	\$-16.94
WL SUR CHARGE	<u>\$-0.95</u>
SLS TAX ADJUSTMENT	<u>\$-24.38</u>

Black Mountain

Daily Receivables

Billing Cycle: (All)

Service Type: WATER

Date Range: 04/16/2025 - 05/16/2025

SUR CHG ADJUSTMENT	\$-4.26
(None)	
BEGINNING BALANCE ADJUSTMENT	\$-8.52
SCH TAX ADJUSTMENT	\$-0.81
SCH TAX CHARGE	\$-2.41
SUR CHG CHARGE	\$-8.63
WATER ADJUSTMENT	\$-4.15
WATER CHARGE	\$-25.54
WL SUR CHARGE	\$-6.11
	<hr/>
	\$-60.43
SUR CHG ADJUSTMENT	
WATER ADJUSTMENT	\$-86.54
(None)	
BEGINNING BALANCE ADJUSTMENT	\$-31.66
SCH TAX CHARGE	\$-29.84
SLS TAX ADJUSTMENT	\$-1.44
SUR CHG CHARGE	\$-58.52
WATER ADJUSTMENT	\$-39.99
WATER CHARGE	\$-708.43
WL SUR CHARGE	\$-93.85
	<hr/>
	\$-1,050.27
WATER ADJUSTMENT	
WATER Deposit Applied	\$-87.63
(None)	
SCH TAX CHARGE	\$-8.25
SLS TAX CHARGE	\$-3.14
SUR CHG CHARGE	\$-29.82
WATER CHARGE	\$-120.39
WL SUR CHARGE	\$-36.89
	<hr/>
	\$-286.12
WATER Deposit Applied	
WATER Deposit Payment	\$-198.99
WATER Deposit	<hr/>
	\$-198.99
WATER Deposit Payment	
WATER LATE FEE ADJUSTMENT	\$-6.57
(None)	
SCH TAX CHARGE	\$-10.73
SUR CHG CHARGE	\$-7.69
WATER CHARGE	\$-427.64
WATER PENALTY	\$-280.99
WL SUR CHARGE	\$-22.64
	<hr/>
	\$-756.26
WATER LATE FEE ADJUSTMENT	
WATER LEAK ADJUSTMENT	\$-28.04
SCH TAX CHARGE	\$-34.08
SUR CHG CHARGE	\$-1,692.76
WATER CHARGE	\$-42.16
WL SUR CHARGE	<hr/>
	\$-1,797.04
WATER LEAK ADJUSTMENT	
WATER Payment	\$-1,314.26
(None)	
BEGINNING BALANCE ADJUSTMENT	\$-621.72
BRK LOCK ADJUSTMENT	\$-45.00
RECONNECT ADJUSTMENT	\$-228.38
RTN CHECK ADJUSTMENT	\$-18.18
SCH TAX ADJUSTMENT	\$-9.98
SUR CHG ADJUSTMENT	\$-21.30
SUR CHG CHARGE	\$-10,854.30
WATER ADJUSTMENT	\$-264.40
WATER CHARGE	<hr/>
	\$-124,142.30

Black Mountain

Daily Receivables

Billing Cycle: (All)

Service Type: WATER

Date Range: 04/16/2025 - 05/16/2025

WATER LATE FEE ADJUSTMENT	\$-32.00
WATER PENALTY	\$-2,976.91
WL SUR ADJUSTMENT	\$-26.35
WL SUR CHARGE	\$-15,320.47
WATER Payment	\$-155,875.62
WATER Reverse Payment	
WATER CHARGE	\$-74.04
WATER PENALTY	\$-6.29
WATER Reverse Payment	\$-80.33
WATER Tax Payment	
SCH TAX CHARGE	\$-3,805.48
SLS TAX CHARGE	\$-804.44
WATER Tax Payment	\$-4,609.92
WL SUR ADJUSTMENT	
(None)	\$-5.50
BEGINNING BALANCE ADJUSTMENT	\$-10.54
SCH TAX CHARGE	\$-1.78
SUR CHG ADJUSTMENT	\$-9.53
SUR CHG CHARGE	\$-5.27
WATER CHARGE	\$-42.94
WL SUR CHARGE	\$-16.66
WL SUR ADJUSTMENT	\$-92.22
	<u>\$-166,129.80</u>
Minus Credits Total	\$-166,129.80
Plus Debits	
WATER	
RECONNECT ADJUSTMENT	\$328.00
RTN CHECK ADJUSTMENT	\$106.00
SCH TAX ADJUSTMENT	\$10.24
SCH TAX CHARGE	\$4,423.05
SLS TAX ADJUSTMENT	\$1.44
SLS TAX CHARGE	\$739.47
SUR CHG ADJUSTMENT	\$26.57
SUR CHG CHARGE	\$12,179.34
WATER ADJUSTMENT	\$238.72
WATER CHARGE	\$147,217.61
WATER Deposit	\$435.00
WATER LATE FEE ADJUSTMENT	\$2.10
WATER PENALTY	\$3,599.29
WL SUR ADJUSTMENT	\$21.08
WL SUR CHARGE	\$17,391.00
	<u>\$186,718.91</u>
Plus Debits Total	\$186,718.91
Ending Balance	\$749,628.33

PUBLIC SERVICE COMMISSION

Monthly Water Loss Report

Water Utility: Black Mountain Utility District/ System Wid PWSID: 0

For the Month of: May Year: 2025

LINE #	ITEM	GALLONS (Omit 000's)
1	WATER PRODUCED AND PURCHASED	
2	Water Produced	0
3	Water Purchased	20,660
4	TOTAL PRODUCED AND PURCHASED	20,660
5		
6	WATER SALES	
7	Residential	9,968
8	Commercial	0
9	Industrial	0
10	Bulk Loading Stations	0
11	Wholesale	0
12	Public Authorities	0
13	Other Sales (explain) 0	0
14	TOTAL WATER SALES	9,968
15		
16	OTHER WATER USED	
17	Utility and/or Water Treatment Plant	0
18	Wastewater Plant	0
19	System Flushing	77
20	Fire Department	0
21	Other Usage (explain) 0	0
22	TOTAL OTHER WATER USED	77
23		
24	WATER LOSS	
25	Tank Overflows	0
26	Line Breaks	737
27	Line Leaks	0
28	Excavation Damages	0
29	Theft	0
30	Other Loss (explain) Unknown Loss	9,878
31	TOTAL LINE LOSS	10,615
32		
33	Note: Line 14 + Line 22 + Line 31 Must Equal Line 4	
34		
35	WATER LOSS PERCENTAGE	
36	(Line 31 Divided by Line 4)	51.38%

Utility Name: BLACK MOUNTAIN UTILITY DISTRICT
 Selected Financial Information and Better / Worse (B / (W)) Performance
 Year Ended December 31, 2025

Month	Record as		C	D	E	F		G		H
	A	B				D-C	E-D	C-B		
	Sales	Billings	Billings	Collections	Deposits	Collections B / (W) Billings	Deposits B / (W) Collections (1)	Recorded Sales (1)		
January	17,585.99	17,585.99	6,308.27	12,994.39	(11,277.72)	6,686.12	0.00			
February						0.00	0.00			
March						0.00	0.00			
April	17,391.00	17,391.00	17,360	16,029.09		0.00	0.00			
May	17,343.57	17,343.57	16,463.95	4,641.07	890,570.00	11,822.80	0.00			
June						0.00	0.00			
July						0.00	0.00			
August						0.00	0.00			
September						0.00	0.00			
October						0.00	0.00			
November						0.00	0.00			
December						0.00	0.00			
Total	17,585.99	17,585.99	6,308.27	12,994.39	(11,277.72)	6,686.12	0.00			

Specify the general ledger account where the surcharge is recorded: WATER LOSS SURCHARGE

(1) Explain reasons for difference if amount does not equal zero.
 CUSTOMERS THAT HAVE NOT PAID

Account Details

WL Surcharge
*2893 ⓘ

\$135,928.97

Available Balance

Current Balance \$135,928.97

Transaction Details

Type: All
Keyword: Enter Description, Check
Date: Last 90 Days
From: 5/15/2025
To: 6/13/2025
Amount From: Amount To



[Clear Search](#)

[Hide advanced](#)

In Process Transactions

Date	Description	Amount
------	-------------	--------

There are no upcoming transactions.

Past Transactions

Date	Description	Amount	Balance
Jun 09	Internet Transfer from *4676 CK		\$135,928.97
Jun 02	Internet Transfer from *4676 CK		\$132,309.34

Black Mountain Utility District
609 Four Mile Rd
Baxter KY 40806

Hearthside Bank
102 Cumberland Avenue
Harlan, KY 40831

History Account Number [REDACTED]

05-01-2025 to 05-31-2025

Post Date	Eff Date	Check Nbr	Description	Amount	Running Bal	Status
05-12-2025	05-12-2025		Deposit Internet Transfer from [REDACTED] CK	4,561.74	131,287.90	Completed
05-05-2025	05-05-2025		Deposit Internet Transfer from [REDACTED] CK	1,346.21	126,726.16	Completed

Black Mountain

Daily Receivables

Billing Cycle: 1

Service Type: WATER

Date Range: 06/01/2025 - 06/31/2025

SLS TAX ADJUSTMENT	\$-5.27
SUR CHG ADJUSTMENT	\$-17.04
SUR CHG CHARGE	\$-11,668.50
WATER ADJUSTMENT	\$-117.68
WATER CHARGE	\$-134,073.39
WATER LATE FEE ADJUSTMENT	\$-32.70
WATER PENALTY	\$-3,523.29
WL SUR ADJUSTMENT	\$-15.81
WL SUR CHARGE	\$-16,463.95
WATER Payment	\$-168,215.12
WATER Reverse Payment	
SCH TAX CHARGE	\$-2.58
SUR CHG CHARGE	\$-8.52
WATER CHARGE	\$-43.94
WATER PENALTY	\$-8.57
WL SUR CHARGE	\$-10.54
WATER Reverse Payment	\$-74.15
WATER Tax Payment	
(None)	\$-210.00
SCH TAX CHARGE	\$-4,065.24
SLS TAX CHARGE	\$-728.93
WATER Tax Payment	\$-5,004.17
WL SUR ADJUSTMENT	
(None)	\$-5.27
BEGINNING BALANCE ADJUSTMENT	\$-10.54
SCH TAX CHARGE	\$-1.78
SUR CHG ADJUSTMENT	\$-9.53
SUR CHG CHARGE	\$-5.27
WATER CHARGE	\$-42.94
WL SUR CHARGE	\$-16.89
WL SUR ADJUSTMENT	\$-92.22
	<u>\$-181,036.44</u>
Minus Credits Total	\$-181,036.44
Plus Debits	
WATER	
PROJECT TAP FEE \$150.00	\$150.00
RTN CHECK ADJUSTMENT	\$102.54
SCH TAX ADJUSTMENT	\$2.97
SCH TAX CHARGE	\$3,457.75
SLS TAX ADJUSTMENT	\$6.71
SLS TAX CHARGE	\$372.01
SUR CHG ADJUSTMENT	\$18.05
SUR CHG CHARGE	\$12,132.48
WATER ADJUSTMENT	\$69.87
WATER CHARGE	\$114,905.01
WATER Deposit	\$783.00
WATER LATE FEE ADJUSTMENT	\$2.10
WATER PENALTY	\$4,348.62
WL SUR ADJUSTMENT	\$5.27
WL SUR CHARGE	\$17,343.57
	<u>\$153,699.95</u>
Plus Debits Total	\$153,699.95
Ending Balance	\$838,351.00

PUBLIC SERVICE COMMISSION

Monthly Water Loss Report

Water Utility: Black Mountain Utility District/System Wide PWSID: 0

For the Month of: June Year: 2025

LINE #	ITEM	GALLONS (Omlt 000's)
1	WATER PRODUCED AND PURCHASED	
2	Water Produced	0
3	Water Purchased	30,493
4	TOTAL PRODUCED AND PURCHASED	30,493
5		
6	WATER SALES	
7	Residential	18,945
8	Commercial	0
9	Industrial	0
10	Bulk Loading Stations	0
11	Wholesale	0
12	Public Authorities	0
13	Other Sales (explain) _____ 0	0
14	TOTAL WATER SALES	18,945
15		
16	OTHER WATER USED	
17	Utility and/or Water Treatment Plant	0
18	Wastewater Plant	0
19	System Flushing	0
20	Fire Department	0
21	Other Usage (explain) _____ 0	0
22	TOTAL OTHER WATER USED	0
23		
24	WATER LOSS	
25	Tank Overflows	0
26	Line Breaks	0
27	Line Leaks	0
28	Excavation Damages	0
29	Theft	0
30	Other Loss (explain) _____ Unknown Loss	11,548
31	TOTAL LINE LOSS	11,548
32		
33	Note: Line 14 + Line 22 + Line 31 Must Equal Line 4	
34		
35	WATER LOSS PERCENTAGE	
36	(Line 31 Divided by Line 4)	37.87%

Utility Name: BLACK MOUNTAIN UTILITY DISTRICT
 Selected Financial Information and Better / Worse (B / (W)) Performance
 Year Ended December 31, 2025

Month	A Record as Sales	B	C Billings	D Collections	E Deposits	F Collections B / (W) Billings	G Deposits B / (W) Collections (1)	H Billings B / (W) Recorded Sales (1)
January	17,585.99		17,585.99	6,308.27	12,994.39	(11,277.72)	6,686.12	0.00
February						0.00	0.00	0.00
March						0.00	0.00	0.00
April	17,391.00		17,391.00	17,360	16,029.09	0.00	0.00	0.00
May	17,343.57		17,343.57	16,463.95	4,641.07	380,50.00	11,822.80	0.00
June	18,639.96		18,639.96	17,327.76	4,096.61	1322.00	13,231.50	0.00
July						0.00	0.00	0.00
August						0.00	0.00	0.00
September						0.00	0.00	0.00
October						0.00	0.00	0.00
November						0.00	0.00	0.00
December						0.00	0.00	0.00
Total	17,585.99		17,585.99	6,308.27	12,994.39	(11,277.72)	6,686.12	0.00

Specify the general ledger account where the surcharge is recorded WATER LOSS SURCHARGE

(1) Explain reasons for difference if amount does not equal zero.
 CUSTOMERS THAT HAVE NOT PAID

Account Details

WL Surcharge
*2893 ⓘ

\$141,036.21

Available Balance

Current Balance \$141,036.21

Transaction Details

Type Keyword Date
All ▼ Enter Description, Check Last 30 Days ▼



[Clear Search](#)

[Show advanced](#)

In Process Transactions

Date	Description	Amount
------	-------------	--------

There are no upcoming transactions.

Past Transactions

Date ▼	Description	Amount	Balance
Jul 09	Credit Interest		\$141,036.21
Jul 07	Internet Transfer from *4676 CK		\$140,924.25
Jun 30	Credit Interest		\$139,111.32
Jun 30	Internet Transfer from *4676 CK		\$136,939.60

Daily Receivables

Billing Cycle: 1

Service Type: WATER

Date Range: 06/10/2025 - 07/10/2025

TRASH Adjustment	\$-28.96
WATER ADJUSTMENT	
SCH TAX CHARGE	\$-2.08
SUR CHG CHARGE	\$-4.26
WATER CHARGE	\$-94.06
WL SUR CHARGE	\$-10.54
	<hr/>
WATER ADJUSTMENT	\$-110.94
WATER Deposit Applied	
(None)	\$-303.64
BEGINNING BALANCE ADJUSTMENT	\$-75.00
RECONNECT ADJUSTMENT	\$-8.00
SCH TAX CHARGE	\$-9.76
SUR CHG CHARGE	\$-34.08
WATER CHARGE	\$-195.60
WATER PENALTY	\$-6.76
WL SUR CHARGE	\$-47.43
	<hr/>
WATER Deposit Applied	\$-680.27
WATER Deposit Payment	
WATER Deposit	\$-361.57
	<hr/>
WATER Deposit Payment	\$-361.57
WATER LATE FEE ADJUSTMENT	
(None)	\$-46.19
SUR CHG CHARGE	\$-8.55
WATER CHARGE	\$-360.45
WATER PENALTY	\$-49.85
WL SUR CHARGE	\$-5.27
	<hr/>
WATER LATE FEE ADJUSTMENT	\$-470.31
WATER LEAK ADJUSTMENT	
(None)	\$-22.42
SCH TAX CHARGE	\$-58.31
SLS TAX CHARGE	\$-106.00
SUR CHG CHARGE	\$-11.46
WATER CHARGE	\$-1,235.16
WATER PENALTY	\$-32.71
WL SUR CHARGE	\$-15.81
	<hr/>
WATER LEAK ADJUSTMENT	\$-1,481.87
WATER Payment	
(None)	\$-1,734.93
BEGINNING BALANCE ADJUSTMENT	\$-533.85
DBT CR ADJUSTMENT	\$-74.43
PROJECT TAP FEE \$150.00	\$-22.14
RECONNECT ADJUSTMENT	\$-100.76
RTN CHECK ADJUSTMENT	\$-4.00
SCH TAX ADJUSTMENT	\$-1.66
SCH TAX CHARGE	\$-214.22
SLS TAX ADJUSTMENT	\$-0.79
SUR CHG ADJUSTMENT	\$-8.52
SUR CHG CHARGE	\$-13,010.21
WATER ADJUSTMENT	\$-119.30
WATER CHARGE	\$-137,805.87
WATER LATE FEE ADJUSTMENT	\$-37.85
WATER PENALTY	\$-3,793.63
WL SUR ADJUSTMENT	\$-15.81
WL SUR CHARGE	\$-18,639.96
	<hr/>
WATER Payment	\$-176,117.93
WATER Tax Payment	

Black Mountain

Daily Receivables

Billing Cycle: 1

Service Type: WATER

Date Range: 06/10/2025 - 07/10/2025

SCH TAX CHARGE	\$-3,837.13
SLS TAX CHARGE	\$-263.80
WATER Tax Payment	\$-4,100.93
WL SUR ADJUSTMENT	
WATER CHARGE	\$-5.27
WL SUR ADJUSTMENT	\$-5.27
	<u>\$-187,622.40</u>
Minus Credits Total	\$-187,622.40
Plus Debits	
WATER	
DBT CR ADJUSTMENT	\$2,074.37
RECONNECT ADJUSTMENT	\$280.00
RTN CHECK ADJUSTMENT	\$2.00
SCH TAX CHARGE	\$4,564.14
SLS TAX ADJUSTMENT	\$0.79
SLS TAX CHARGE	\$634.46
SUR CHG ADJUSTMENT	\$4.26
SUR CHG CHARGE	\$12,128.22
TAP FEE	\$500.00
WATER ADJUSTMENT	\$109.31
WATER CHARGE	\$151,917.90
WATER Deposit	\$435.00
WATER LATE FEE ADJUSTMENT	\$16.86
WATER PENALTY	\$3,109.05
WL SUR ADJUSTMENT	\$5.27
WL SUR CHARGE	\$17,327.76
	<u>\$193,109.39</u>
Plus Debits Total	\$193,109.39
Ending Balance	\$797,768.87

PUBLIC SERVICE COMMISSION

Monthly Water Loss Report

Water Utility: Black Mountain Utility District/System Wide PWSID: 0

For the Month of: July Year: 2025

LINE #	ITEM	GALLONS (Omit 000's)
1	WATER PRODUCED AND PURCHASED	
2	Water Produced	0
3	Water Purchased	38,272
4	TOTAL PRODUCED AND PURCHASED	38,272
5	WATER SALES	
7	Residential	29,438
8	Commercial	0
9	Industrial	0
10	Bulk Loading Stations	0
11	Wholesale	0
12	Public Authorities	0
13	Other Sales (explain) _____ 0	0
14	TOTAL WATER SALES	29,438
15	OTHER WATER USED	
17	Utility and/or Water Treatment Plant	0
18	Wastewater Plant	0
19	System Flushing	0
20	Fire Department	0
21	Other Usage (explain) _____ 0	0
22	TOTAL OTHER WATER USED	0
23	WATER LOSS	
25	Tank Overflows	0
26	Line Breaks	0
27	Line Leaks	0
28	Excavation Damages	0
29	Theft	0
30	Other Loss (explain) _____ Unknown Loss	8,834
31	TOTAL LINE LOSS	8,834
32		
33	Note: Line 14 + Line 22 + Line 31 Must Equal Line 4	
34		
35	WATER LOSS PERCENTAGE	
36	(Line 31 Divided by Line 4)	23.08%

Utility Name: BLACK MOUNTAIN UTILITY DISTRICT

Selected Financial Information and Better / Worse (B / (W)) Performance

YEAR ENDING DEC. 31, 2025

Month	Record as			E Deposits	F Collections (W) Billings	G Deposits B / (W) Collections (1)	H Billings B / (W) Recorded Sales (1)
	A Sales	B Billings	C Collections				
January					0.00		0.00
February					0.00	0.00	0.00
March					0.00	0.00	0.00
April	17,391.00	17,391.00	17,560.00	16,029.09	169.00	(1,530.91)	0.00
May	17,343.57	17,343.57	16,463.95	4,641.07	(879.62)	(11,822.88)	0.00
June	18,639.96	18,639.96	17,327.76	4,096.61	(1,312.20)	(13,231.15)	0.00
July	17,232.90	17,232.90	16,922.65	14,642.49	(310.25)	(2,280.16)	0.00
August					0.00	0.00	0.00
September					0.00	0.00	0.00
October					0.00	0.00	0.00
November					0.00	0.00	0.00
December					0.00	0.00	0.00
Total	70,607.43	70,607.43	68,274.36	39,409.26	(2,333.07)	(28,865.10)	0.00

Specify the general ledger account where the surcharge is recorded: WATER LOSS SURCHARGE

Black Mountain Utility District
609 Four Mile Rd
Baxter KY 40806

Heartinside Bank
102 Cumberland Avenue
Harlan, KY 40831

History Account Number [REDACTED]
07-01-2025 to 07-31-2025

Post Date	Eff Date	Check Hbr	Description	Amount	Running Bal	Status
07-28-2025	07-28-2025		Deposit Internet Transfer from [REDACTED] CK	919.03	155,566.74	Completed
07-21-2025	07-21-2025		Deposit Internet Transfer from [REDACTED] CK	7,147.87	154,747.71	Completed
07-14-2025	07-14-2025		Deposit Internet Transfer from [REDACTED] CK	6,563.63	147,599.84	Completed
07-09-2025	07-09-2025		Credit Interest	111.96	141,036.21	Completed
07-07-2025	07-07-2025		Deposit Internet Transfer from [REDACTED] CK	1,812.93	140,924.26	Completed

Black Mountain

Daily Receivables

Billing Cycle: (All)

Service Type: WATER

Date Range: 07/01/2025 - 07/31/2025

TRASH Adjustment	\$-26.96
WATER ADJUSTMENT	
(None)	\$-33.50
SCH TAX CHARGE	\$-2.76
WATER CHARGE	\$-122.73
WATER PENALTY	\$-5.49
WL SUR CHARGE	\$-5.27
WATER ADJUSTMENT	\$-169.75
WATER Deposit Applied	
(None)	\$-379.04
RECONNECT ADJUSTMENT	\$-88.00
SCH TAX CHARGE	\$-57.85
SUR CHG CHARGE	\$-136.32
WATER CHARGE	\$-690.35
WATER LATE FEE ADJUSTMENT	\$-4.60
WATER PENALTY	\$-2.62
WL SUR CHARGE	\$-210.80
WATER Deposit Applied	\$-1,569.58
WATER Deposit Payment	
WATER Deposit	\$-1,134.13
WATER Deposit Payment	\$-1,134.13
WATER LATE FEE ADJUSTMENT	
SCH TAX CHARGE	\$-2.53
SUR CHG CHARGE	\$-5.18
WATER CHARGE	\$-21.93
WATER PENALTY	\$-14.42
WL SUR CHARGE	\$-10.54
WATER LATE FEE ADJUSTMENT	\$-54.60
WATER LEAK ADJUSTMENT	
WATER CHARGE	\$-18.92
WATER LEAK ADJUSTMENT	\$-18.92
WATER Payment	
(None)	\$-1,668.44
BEGINNING BALANCE ADJUSTMENT	\$-391.90
DBT CR ADJUSTMENT	\$-5.45
MISSED PAYMENT	\$-89.57
RECONNECT ADJUSTMENT	\$-148.76
RTN CHECK ADJUSTMENT	\$-2.00
SCH TAX CHARGE	\$-2,900.79
SLS TAX ADJUSTMENT	\$-0.79
SLS TAX CHARGE	\$-535.09
SUR CHG ADJUSTMENT	\$-4.26
SUR CHG CHARGE	\$-11,911.18
WATER ADJUSTMENT	\$-78.75
WATER CHARGE	\$-141,662.25
WATER LATE FEE ADJUSTMENT	\$-10.07
WATER PENALTY	\$-3,499.74
WL SUR ADJUSTMENT	\$-5.27
WL SUR CHARGE	\$-16,922.65
WATER Payment	\$-179,836.96
WATER Reallocate Overpayment	
WATER CHARGE	\$-30.83
WATER Reallocate Overpayment	\$-30.83
WATER Tax Payment	
SCH TAX CHARGE	\$-1,350.01

Black Mountain

Daily Receivables

Billing Cycle: (All)

Service Type: WATER

Date Range: 07/01/2025 - 07/31/2025

<i>SLS TAX CHARGE</i>	\$-93.32
WATER Tax Payment	\$-1,443.33
	<u>\$-188,375.38</u>
Minus Credits Total	\$-188,375.38
Plus Debits	
WATER	
DBT CR ADJUSTMENT	\$40.00
MISSED PAYMENT	\$193.00
RECONNECT ADJUSTMENT	\$280.00
RTN CHECK ADJUSTMENT	\$2.00
SCH TAX ADJUSTMENT	\$3.92
SCH TAX CHARGE	\$4,038.04
SLS TAX ADJUSTMENT	\$1.95
SLS TAX CHARGE	\$305.95
SUR CHG ADJUSTMENT	\$12.78
SUR CHG CHARGE	\$12,068.58
TAP FEE	\$500.00
TRANSFER BILL	\$50.51
WATER ADJUSTMENT	\$113.27
WATER CHARGE	\$134,331.05
WATER Deposit	\$870.00
WATER LATE FEE ADJUSTMENT	\$2.62
WATER PENALTY	\$3,774.62
WL SUR ADJUSTMENT	\$21.08
<u>WL SUR CHARGE</u>	<u>\$17,232.90</u>
Plus Debits Total	\$173,842.27
Ending Balance	\$851,918.71

Black Mountain Utility District
 WL Surcharge Billings, Collections & Deposits

	Amount Billed	Amount Collected	Amount Deposited	
Jan-25	17,607.07	17,988.11	6,686.16	11,301.95
Feb-25	17,470.05	17,187.53	16,884.44	303.09
Mar-25	17,475.32	16,489.34	41,228.73	(24,739.39)
Apr-25	17,412.08	16,306.34	14,682.88	1,623.46
May-25	17,348.84	16,509.76	5,907.95	10,601.81
Jun-25	17,354.11	16,895.93	5,651.70	11,244.23
Jul-25	17,253.98	16,927.92	16,343.46	584.46
Difference to be deposited to correct deposits through 7/31/2025				10,919.61

(909.08) Thru May

I will get this transferred today to make the WL Surcharge correct through.

8/13/2025 TG

PUBLIC SERVICE COMMISSION

Monthly Water Loss Report

Water Utility: Black Mountain Utility District/ System Wid PWSID: 0

For the Month of: August Year: 2025

LINE #	ITEM	GALLONS (Omit 000's)
1	WATER PRODUCED AND PURCHASED	
2	Water Produced	0
3	Water Purchased	44,127
4	TOTAL PRODUCED AND PURCHASED	44,127
5		
6	WATER SALES	
7	Residential	29,194
8	Commercial	0
9	Industrial	0
10	Bulk Loading Stations	0
11	Wholesale	0
12	Public Authorities	0
13	Other Sales (explain) 0	0
14	TOTAL WATER SALES	29,194
15		
16	OTHER WATER USED	
17	Utility and/or Water Treatment Plant	0
18	Wastewater Plant	0
19	System Flushing	338
20	Fire Department	55
21	Other Usage (explain) 0	0
22	TOTAL OTHER WATER USED	393
23		
24	WATER LOSS	
25	Tank Overflows	0
26	Line Breaks	1,657
27	Line Leaks	0
28	Excavation Damages	0
29	Theft	0
30	Other Loss (explain) Unknown Loss	12,883
31	TOTAL LINE LOSS	14,540
32		
33	Note: Line 14 + Line 22 + Line 31 Must Equal Line 4	
34		
35	WATER LOSS PERCENTAGE	
36	(Line 31 Divided by Line 4)	32.95%

Utility Name: **BLACK MOUNTAIN UTILITY DISTRICT**

Selected Financial Information and Better / Worse (B / (W)) Performance

YEAR ENDING DEC. 31, 2025

Month	Record as				Collections B / (W) Billings				Deposits B / (W) Collections				Recorded Sales (1)
	Sales	Billings	Collections	Deposits	(W) Billings	(1)	(1)	(1)					
January					0.00				0.00			0.00	
February					0.00				0.00			0.00	
March					0.00				0.00			0.00	
April	17,391.00	17,391.00	17,560.00	16,029.09	169.00	(1,530.91)						0.00	
May	17,343.57	17,343.57	16,463.95	4,641.07	(879.62)	(11,822.88)						0.00	
June	18,639.96	18,639.96	17,327.76	4,096.61	(1,312.20)	(13,231.15)						0.00	
July	17,232.90	17,232.90	16,922.65	14,642.49	(310.25)	(2,280.16)						0.00	
August	17,327.76	17,327.76	14,451.64	10,919.61	(2,876.12)	(3,532.03)						0.00	
September					0.00				0.00			0.00	
October					0.00				0.00			0.00	
November					0.00				0.00			0.00	
December					0.00				0.00			0.00	
Total	87,935.19	87,935.19	82,726.00	50,328.87	(5,209.19)	(32,397.13)						0.00	

Specify the general ledger account where the surcharge is recorded: WATER LOSS SURCHARGE

ACCOUNT Details

WL Surcharge
*2893 ⓘ

\$166,486.35
N/A

Transaction Details

Type: Keyword: Date:

From: To: Amount: Amount From: Amount To:

[Clear Search](#) [Hide advanced](#)

Past Transactions

Date	Description	Amount	Balance
Aug 13	Deposit	+\$10,919.61	\$166,486.35

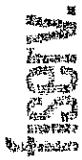
Black Mountain Utility District
609 Four Mile Rd
Baxter KY 40806

Hearthside Bank
102 Cumberland Avenue
Harlan, KY 40831

History Account Number [REDACTED]

08-01-2025 to 08-31-2025

Post Date	Eff Date	Check nbr	Description	Amount	Running Bal	Status
08-13-2025	08-13-2025		Deposit	10,919.61	166,486.35	Completed



Hearthside Bank
10000 Main Street
Hartan, KY 40831
800-455-2025
United States

Tickler Reject Item Relationship Profile - Black Mountain...

Balance History

Search Criteria

Account Number * 708902890

From Date * 05-01-2025

Thru Date * 08-31-2025

Message ID Nbr

Charge Off Balance

Sort Order
 Ascending Descending

Query

Balance History

Print Detail Related

Postings	Posting Date	Activity Date	Description	Amount	Current Balance
08-13-2025	08-13-2025	08-13-2025	Deposit	0.919.61	66,488.35 (Completed)

Close

Black Mountain

Daily Receivables

Billing Cycle: (All)

Service Type: WATER

Date Range: 08/15/2025 - 09/15/2025

	\$-4.26
SUR CHG CHARGE	\$-30.57
WATER CHARGE	\$-5.27
WL SUR CHARGE	<u>\$-71.78</u>
WATER ADJUSTMENT	
WATER Deposit Applied	\$-796.64
(None)	\$-3.99
SCH TAX CHARGE	\$-17.04
SUR CHG CHARGE	\$-47.89
WATER ADJUSTMENT	\$-134.88
WATER CHARGE	\$-5.32
WATER PENALTY	<u>\$-21.08</u>
WL SUR CHARGE	\$-1,026.84
WATER Deposit Applied	
WATER Deposit Payment	\$-1,780.04
WATER Deposit	<u>\$-1,780.04</u>
WATER Deposit Payment	\$-1,780.04
WATER LATE FEE ADJUSTMENT	
WATER CHARGE	\$-3.56
WATER PENALTY	<u>\$-252.22</u>
	\$-255.78
WATER LATE FEE ADJUSTMENT	
WATER LEAK ADJUSTMENT	
(None)	\$-47.30
SCH TAX CHARGE	\$-4.90
SUR CHG CHARGE	\$-2.26
WATER CHARGE	\$-199.06
WATER PENALTY	<u>\$-19.41</u>
	\$-272.93
WATER LEAK ADJUSTMENT	
WATER Payment	\$-1,949.55
(None)	\$-633.78
BEGINNING BALANCE ADJUSTMENT	\$-2.98
BRK LOCK ADJUSTMENT	\$-161.89
RECONNECT ADJUSTMENT	\$-5.38
SCH TAX ADJUSTMENT	\$-3,678.55
SCH TAX CHARGE	\$-446.08
SLS TAX CHARGE	\$-1.69
SUR CHG ADJUSTMENT	\$-10,252.67
SUR CHG CHARGE	\$-248.28
TAP FEE	\$-144.92
WATER ADJUSTMENT	\$-118,552.63
WATER CHARGE	\$-19.48
WATER LATE FEE ADJUSTMENT	\$-3,439.23
WATER PENALTY	\$-1.05
WL SUR ADJUSTMENT	<u>\$-14,451.64</u>
WL SUR CHARGE	\$-153,989.80
WATER Payment	<u>\$-162,955.20</u>
	\$-162,955.20

Minus Credits Total

Plus Debits

WATER

BEGINNING BALANCE ADJUSTMENT	\$1,500.00
BRK LOCK ADJUSTMENT	\$30.00
RECONNECT ADJUSTMENT	\$304.30
RTN CHECK ADJUSTMENT	\$4.00
SCH TAX ADJUSTMENT	\$2.39
SCH TAX CHARGE	\$4,654.45

Black Mountain

Daily Receivables

Billing Cycle: (All)

Service Type: WATER

Date Range: 08/15/2025 - 09/15/2025

SLS TAX CHARGE	\$631.73
SUR CHG ADJUSTMENT	\$8.52
SUR CHG CHARGE	\$12,128.22
TRANSFER BILL	\$62.05
WATER ADJUSTMENT	\$201.05
WATER CHARGE	\$154,934.90
WATER Deposit	\$696.00
WATER PENALTY	\$4,091.30
WL SUR ADJUSTMENT	\$10.54
WL SUR CHARGE	\$17,327.76
	<hr/>
Plus Debits Total	\$196,587.21
	<hr/>
Ending Balance	\$771,948.10

PUBLIC SERVICE COMMISSION


Monthly Water Loss Report

Water Utility: Black Mountain Utility District/System Wide PWSID: 0

For the Month of: September Year: 2025

LINE #	ITEM	GALLONS (Omit 000's)
1	WATER PRODUCED AND PURCHASED	
2	Water Produced	0
3	Water Purchased	25,020
4	TOTAL PRODUCED AND PURCHASED	25,020
5		
6	WATER SALES	
7	Residential	10,648
8	Commercial	0
9	Industrial	0
10	Bulk Loading Stations	0
11	Wholesale	0
12	Public Authorities	0
13	Other Sales (explain) <u>0</u>	0
14	TOTAL WATER SALES	10,648
15		
16	OTHER WATER USED	
17	Utility and/or Water Treatment Plant	0
18	Wastewater Plant	0
19	System Flushing	188
20	Fire Department	0
21	Other Usage (explain) <u>0</u>	0
22	TOTAL OTHER WATER USED	188
23		
24	WATER LOSS	
25	Tank Overflows	0
26	Line Breaks	1,325
27	Line Leaks	0
28	Excavation Damages	0
29	Theft	0
30	Other Loss (explain) <u>Unknown Loss</u>	12,859
31	TOTAL LINE LOSS	14,184
32		
33	Note: Line 14 + Line 22 + Line 31 Must Equal Line 4	
34		
35	WATER LOSS PERCENTAGE	
36	(Line 31 Divided by Line 4)	56.69%

ACCOUNT Details

WL Surcharge
*2893 

\$166,486.35
N/A

Transaction Details

Type: Keyword: Date:

From: To: Amount: Amount From:

Amount To:

[Clear Search](#) [Hide advanced](#)

Past Transactions

Date	Description	Amount	Balance
No transactions are available for display. Transactions are either not available for the selected criteria or not available for this account.			

Black Mountain

Daily Receivables

Billing Cycle: (All)

Service Type: WATER

Date Range: 09/13/2025 - 10/15/2025

RTN CHECK ADJUSTMENT	\$-10.00
SCH TAX ADJUSTMENT	\$-4.76
SCH TAX CHARGE	\$-5,032.95
SLS TAX ADJUSTMENT	\$-1.18
SLS TAX CHARGE	\$-686.23
SUR CHG ADJUSTMENT	\$-25.56
SUR CHG CHARGE	\$-14,291.23
TAP FEE	\$-493.09
WATER ADJUSTMENT	\$-235.90
WATER CHARGE	\$-163,602.76
WATER LATE FEE ADJUSTMENT	\$-22.19
WATER PENALTY	\$-4,689.85
WL SUR ADJUSTMENT	\$-31.62
WL SUR CHARGE	\$-20,488.56
WATER Payment	\$-211,965.98
WATER Reverse Payment	
WATER CHARGE	\$-32.11
WATER Reverse Payment	\$-32.11
WL SUR ADJUSTMENT	
(None)	\$-5.27
WATER CHARGE	\$-5.27
WL SUR ADJUSTMENT	\$-10.54
	<u>\$-229,644.64</u>

Minus Credits Total

\$-229,644.64

Plus Debits

WATER

DBT CR ADJUSTMENT	\$188.92
DEPOSIT-REFUND	\$1,639.91
MISSED PAYMENT	\$116.71
RECONNECT ADJUSTMENT	\$8.00
RTN CHECK ADJUSTMENT	\$32.14
SCH TAX ADJUSTMENT	\$3.16
SCH TAX CHARGE	\$4,121.76
SLS TAX ADJUSTMENT	\$1.18
SLS TAX CHARGE	\$1,000.51
SUR CHG ADJUSTMENT	\$17.04
SUR CHG CHARGE	\$12,669.24
WATER ADJUSTMENT	\$121.85
WATER CHARGE	\$137,165.71
WATER Deposit	\$696.00
WATER LATE FEE ADJUSTMENT	\$5.24
WATER LEAK ADJUSTMENT	\$26.17
WATER PENALTY	\$5,103.28
WL SUR ADJUSTMENT	\$26.35
WL SUR CHARGE	\$18,002.32
	<u>\$180,945.49</u>

Plus Debits Total

\$180,945.49

Ending Balance

\$729,588.28

PUBLIC SERVICE COMMISSION

Monthly Water Loss Report

Water Utility: Black Mountain Utility District/system wide PWSID: 0

For the Month of: october Year: 2025

LINE #	ITEM	GALLONS (Omlt 000's)
1	WATER PRODUCED AND PURCHASED	
2	Water Produced	0
3	Water Purchased	22,506
4	TOTAL PRODUCED AND PURCHASED	22,506
5		
6	WATER SALES	
7	Residential	11,239
8	Commercial	0
9	Industrial	0
10	Bulk Loading Stations	0
11	Wholesale	0
12	Public Authorities	0
13	Other Sales (explain) _____	0
14	TOTAL WATER SALES	11,239
15		
16	OTHER WATER USED	
17	Utility and/or Water Treatment Plant	0
18	Wastewater Plant	0
19	System Flushing	508
20	Fire Department	0
21	Other Usage (explain) _____	0
22	TOTAL OTHER WATER USED	508
23		
24	WATER LOSS	
25	Tank Overflows	0
26	Line Breaks	1,651
27	Line Leaks	0
28	Excavation Damages	0
29	Theft	0
30	Other Loss (explain) _____	9,108
31	TOTAL LINE LOSS	10,759
32		
33	Note: Line 14 + Line 22 + Line 31 Must Equal Line 4	
34		
35	WATER LOSS PERCENTAGE	
36	(Line 31 Divided by Line 4)	47.81%

Utility Name: **BLACK MOUNTAIN UTILITY DISTRICT**
 Selected Financial Information and Better / Worse (B / (W)) Performance
 YEAR ENDING DEC. 31, 2025

Month	Record as Sales	Billings	Collections	Deposits	Collections B / (W) Billings (1)	Deposits B / (W) Collections (1)	Billings B / (W) Sales (1)
January					0.00		0.00
February					0.00	0.00	0.00
March					0.00	0.00	0.00
April	17,391.00	17,391.00	17,560.00	16,029.09	169.00	(1,530.91)	0.00
May	17,343.57	17,343.57	16,463.95	4,641.07	(879.62)	(11,822.88)	0.00
June	18,639.96	18,639.96	17,327.76	4,096.61	(1,312.20)	(13,231.15)	0.00
July	17,232.90	17,232.90	16,922.65	14,642.49	(310.25)	(2,280.16)	0.00
August	17,327.76	17,327.76	14,451.64	10,919.61	(2,876.12)	(3,532.03)	0.00
September	20,488.56	20,488.56	18,002.32		(2,486.24)	(18,002.32)	0.00
October	17,241.86	17,241.86	27,131.30	33,700.86	9,889.44	6,569.56	0.00
November					0.00	0.00	0.00
December					0.00	0.00	0.00
Total	125,665.61	125,665.61	127,859.62	84,029.73	2,194.01	(43,829.89)	0.00

Specify the general ledger account where the surcharge is recorded: WATER LOSS SURCHARGE

ACCOUNT DETAILS

WL Surcharge
*2893 ⓘ

\$200,187.21
N/A

Transaction Details

Type: All | Keyword: Enter Description, Check Number or Amount | Date: Last 30 Days

From: 10/10/2025 | To: 11/10/2025 | Amount: | Amount From: | Amount To:

Search | Clear Search | Hide advanced

Past Transactions

Date	Description	Amount	Balance
Oct 24	Deposit	+\$33,700.86	\$200,187.21

Black Mountain

Daily Receivables

Billing Cycle: (All)

Service Type: WATER

Date Range: 10/10/2025 - 11/10/2025

SLS TAX ADJUSTMENT	\$-1.18
SLS TAX CHARGE	\$-746.72
SUR CHG ADJUSTMENT	\$-19.15
SUR CHG CHARGE	\$-10,517.28
TAP FEE	\$-129.23
WATER ADJUSTMENT	\$-162.52
WATER CHARGE	\$-116,451.26
WATER LATE FEE ADJUSTMENT	\$-7.86
WATER PENALTY	\$-3,533.79
WL SUR ADJUSTMENT	\$-27.65
<u>WL SUR CHARGE</u>	<u>\$-17,241.86</u>
WATER Payment	\$-153,849.56
WL SUR ADJUSTMENT	
WATER CHARGE	\$-7.91
WL SUR ADJUSTMENT	\$-7.91
	<u>\$-159,735.41</u>
Minus Credits Total	\$-159,735.41
Plus Debits	
WATER	
BRK LOCK ADJUSTMENT	\$15.00
DEPOSIT-WATER	\$262.11
MISREAD	\$17.58
MISSED PAYMENT	\$185.00
RECONNECT ADJUSTMENT	\$648.00
RTN CHECK ADJUSTMENT	\$4.00
SCH TAX ADJUSTMENT	\$1.36
SCH TAX CHARGE	\$4,488.83
SLS TAX CHARGE	\$798.33
SUR CHG ADJUSTMENT	\$4.26
SUR CHG CHARGE	\$12,733.14
TAP FEE	\$1,000.00
WATER ADJUSTMENT	\$177.58
WATER CHARGE	\$149,388.75
WATER Deposit	\$1,381.07
WATER PENALTY	\$3,258.71
WL SUR ADJUSTMENT	\$5.27
<u>WL SUR CHARGE</u>	<u>\$27,131.30</u>
	<u>\$201,500.29</u>
Plus Debits Total	\$201,500.29
Ending Balance	\$817,988.34

PUBLIC SERVICE COMMISSION

Monthly Water Loss Report

Water Utility: Black Mountain Utility District/System Wide PWSID: 0

For the Month of: November Year: 2025

LINE #	ITEM	GALLONS (Omit 000's)
1	WATER PRODUCED AND PURCHASED	
2	Water Produced	0
3	Water Purchased	25,660
4	TOTAL PRODUCED AND PURCHASED	25,660
5		
6	WATER SALES	
7	Residential	9,546
8	Commercial	0
9	Industrial	0
10	Bulk Loading Stations	0
11	Wholesale	0
12	Public Authorities	0
13	Other Sales (explain) _____	0
14	TOTAL WATER SALES	9,546
15		
16	OTHER WATER USED	
17	Utility and/or Water Treatment Plant	0
18	Wastewater Plant	0
19	System Flushing	22
20	Fire Department	0
21	Other Usage (explain) _____	0
22	TOTAL OTHER WATER USED	22
23		
24	WATER LOSS	
25	Tank Overflows	4,515
26	Line Breaks	860
27	Line Leaks	0
28	Excavation Damages	0
29	Theft	0
30	Other Loss (explain) _____	10,716
31	TOTAL LINE LOSS	16,091
32		
33	Note: Line 14 + Line 22 + Line 31 Must Equal Line 4	
34		
35	WATER LOSS PERCENTAGE	
36	(Line 31 Divided by Line 4)	62.71%

Utility Name: BLACK MOUNTAIN UTILITY DISTRICT


Selected Financial Information and Better / Worse (B / (W)) Performance

YEAR ENDING DEC. 31, 2025

Month	Record as Sales	Billings	Collections	Deposits	Collections B / (W) Billings	Deposits B / (W) Collections (1)	Billings B / (W) Sales (1)
January					0.00		0.00
February					0.00		0.00
March					0.00		0.00
April	17,391.00	17,391.00	17,560.00	16,029.09	169.00	(1,530.91)	0.00
May	17,343.57	17,343.57	16,463.95	4,641.07	(879.62)	(11,822.88)	0.00
June	18,639.96	18,639.96	17,327.76	4,096.61	(1,312.20)	(13,231.15)	0.00
July	17,232.90	17,232.90	16,922.65	14,642.49	(310.25)	(2,280.16)	0.00
August	17,327.76	17,327.76	14,451.64	10,919.61	(2,876.12)	(3,532.03)	0.00
September	20,488.56	20,488.56	18,002.32		(2,486.24)	(18,002.32)	0.00
October	17,241.86	17,241.86	27,131.30	33,700.86	9,889.44	6,569.56	0.00
November	29,544.33	29,544.33	27,036.38		(2,507.95)	(27,036.38)	0.00
December					0.00		0.00
Total	155,209.94	155,209.94	154,896.00	84,029.73	(313.94)	(70,866.27)	0.00



Specify the general ledger account where the surcharge is recorded WATER LOSS SURCHARGE

ACCOUNT DETAILS

WL Surcharge
*2893 

\$200,187.21
N/A

Transaction Details

Type	Keyword	Date		
All ▼	Enter Description, Check Number or Amc	Last 30 Days ▼		
From	To	Amount	Amount From	Amount To
11/01/2025 	12/10/2025 	<input type="text"/>	<input type="text"/>	<input type="text"/>
<input type="button" value="Search"/>	<input type="button" value="Clear Search"/>	Hide advanced		

Past Transactions

Date	Description	Amount	Balance
No transactions are available for display. Transactions are either not available for the selected criteria or not available for this account.			

Daily Receivables

Date Range: 11/10/2025 - 12/10/2025

BEGINNING BALANCE ADJUSTMENT	\$-91.48
RECONNECT ADJUSTMENT	\$-126.06
SCH TAX CHARGE	\$-75.67
SUR CHG CHARGE	\$-170.40
TRANSFER BILL	\$-62.05
WATER ADJUSTMENT	\$-16.71
WATER CHARGE	\$-650.49
WATER Deposit	\$-61.21
WATER PENALTY	\$-12.81
WL SUR CHARGE	\$-402.04
WATER Deposit Applied	\$-1,983.86
WATER Deposit Payment	
WATER Deposit	\$-1,131.00
WATER Deposit Payment	\$-1,131.00
WATER LATE FEE ADJUSTMENT	
SCH TAX CHARGE	\$-0.81
SUR CHG CHARGE	\$-0.58
WATER CHARGE	\$-241.61
WATER PENALTY	\$-195.79
WL SUR CHARGE	\$-6.76
WATER LATE FEE ADJUSTMENT	\$-445.55
WATER LEAK ADJUSTMENT	
(None)	\$-2.00
SCH TAX CHARGE	\$-42.10
SLS TAX CHARGE	\$-31.60
SUR CHG CHARGE	\$-51.88
WATER CHARGE	\$-966.19
WATER PENALTY	\$-11.21
WL SUR CHARGE	\$-76.46
WATER LEAK ADJUSTMENT	\$-1,181.44
WATER Payment	
(None)	\$-2,024.43
BEGINNING BALANCE ADJUSTMENT	\$-619.01
BRK LOCK ADJUSTMENT	\$-15.00
DEPOSIT-WATER	\$-8.70
MISSED PAYMENT	\$-130.00
RECONNECT ADJUSTMENT	\$-197.27
SCH TAX ADJUSTMENT	\$-0.79
SCH TAX CHARGE	\$-4,681.02
SLS TAX CHARGE	\$-724.13
SUR CHG CHARGE	\$-14,178.54
TAP FEE	\$-79.40
WATER CHARGE	\$-156,128.76
WATER LEAK ADJUSTMENT	\$-26.17
WATER PENALTY	\$-3,631.78
WL SUR ADJUSTMENT	\$-5.27
WL SUR CHARGE	\$-29,577.63
WATER Payment	\$-211,994.80
	<u>\$-221,821.34</u>
Minus Credits Total	\$-329,077.93
Plus Debits	
SEWER	
SEWER Charge	\$21,912.06
	<u>\$21,912.06</u>
TRASH	
TRASH Adjustment	\$77.70
TRASH Charge	\$74,855.34

Daily Receivables

Date Range: 11/10/2025 - 12/10/2025

	<u>\$74,933.04</u>
WATER	
RECONNECT ADJUSTMENT	\$240.00
SCH TAX CHARGE	\$3,960.44
SLS TAX CHARGE	\$621.19
SUR CHG CHARGE	\$12,699.06
WATER ADJUSTMENT	\$688.03
WATER CHARGE	\$131,734.93
WATER Deposit	\$696.00
WATER LATE FEE ADJUSTMENT	\$31.65
WATER PENALTY	\$4,365.17
WATER SUR CHARGE	\$27,036.38
	<u>\$182,072.85</u>
Plus Debits Total	\$278,917.95
Ending Balance	\$1,004,096.59

PUBLIC SERVICE COMMISSION

Monthly Water Loss Report

Water Utility: Black Mountain Utility District/System Wide PWSID: 0

For the Month of: December Year: 2025

LINE #	ITEM	GALLONS (Omit 000's)
1	WATER PRODUCED AND PURCHASED	
2	Water Produced	0
3	Water Purchased	24,309
4	TOTAL PRODUCED AND PURCHASED	24,309
5		
6	WATER SALES	
7	Residential	10,406
8	Commercial	0
9	Industrial	0
10	Bulk Loading Stations	0
11	Wholesale	0
12	Public Authorities	0
13	Other Sales (explain) 0	0
14	TOTAL WATER SALES	10,406
15		
16	OTHER WATER USED	
17	Utility and/or Water Treatment Plant	0
18	Wastewater Plant	0
19	System Flushing	58
20	Fire Department	12
21	Other Usage (explain) 0	0
22	TOTAL OTHER WATER USED	70
23		
24	WATER LOSS	
25	Tank Overflows	825
26	Line Breaks	1,143
27	Line Leaks	0
28	Excavation Damages	0
29	Theft	0
30	Other Loss (explain) Unknown Loss	11,865
31	TOTAL LINE LOSS	13,833
32		
33	Note: Line 14 + Line 22 + Line 31 Must Equal Line 4	
34		
35	WATER LOSS PERCENTAGE	
36	(Line 31 Divided by Line 4)	56.91%


Utility Name: **BLACK MOUNTAIN UTILITY DISTRICT**
 Selected Financial Information and Better / Worse (B / (W)) Performance
 YEAR ENDING DEC. 31, 2025

Month	Record as				Deposits	Collections B / (W) Billings		Deposits B / (W) Collections	Recorded Sales (1)
	A	B	C	D		F	G		
	Record as Sales	Billings	Collections	Deposits	Collections B / (W) Billings	Deposits B / (W) Collections	Recorded Sales (1)		
January					0.00		0.00		0.00
February					0.00		0.00		0.00
March	17,391.00	17,391.00	17,560.00	16,029.09	169.00		(1,530.91)		0.00
April	17,343.57	17,343.57	16,463.95	4,641.07	(879.62)		(11,822.88)		0.00
May	18,639.96	18,639.96	17,327.76	4,096.61	(1,312.20)		(13,231.15)		0.00
June	17,232.90	17,232.90	16,922.65	14,642.49	(310.25)		(2,280.16)		0.00
July	17,327.76	17,327.76	14,451.64	10,919.61	(2,876.12)		(3,532.03)		0.00
August	20,488.56	20,488.56	18,002.32		(2,486.24)		(18,002.32)		0.00
September	17,241.86	17,241.86	27,131.30	33,700.86	9,889.44		6,569.56		0.00
October	29,544.33	29,544.33	27,036.38		(2,507.95)		(27,036.38)		0.00
November	26,408.57	26,408.57	26,949.37	41,450.39	540.80		14,501.02		0.00
December									
Total	181,618.51	181,618.51	181,845.37	125,480.12	226.86		(56,365.25)		0.00

Specify the general ledger account where the surcharge is recorded WATER LOSS SURCHARGE

ACCOUNT DETAILS



WL Surcharge

*2893 

\$244,997.06

N/A

Transaction Details

Type	Keyword	Date		
All ▼	Enter Description, Check Number or Amc	Last 30 Days ▼		
From	To	Amount	Amount From	Amount To
12/01/2025 	1/01/2026 	<input type="text"/>	<input type="text"/>	<input type="text"/>
<input type="button" value="Search"/>	Clear Search	Hide advanced		

Past Transactions

Date ▼	Description	Amount	Balance
Dec 31, 2025	Credit Interest	<u>+\$3,359.46</u>	\$244,997.06
Dec 11, 2025	Deposit	<u>+\$41,450.39</u>	\$241,637.60

Black Mountain

Daily Receivables

Date Range: 12/01/2025 - 12/31/2025

WATER Deposit Applied	
(None)	
BEGINNING BALANCE ADJUSTMENT	\$-389.22
RECONNECT ADJUSTMENT	\$-87.15
SCH TAX CHARGE	\$-94.06
SUR CHG CHARGE	\$-75.16
TRANSFER BILL	\$-140.58
WATER CHARGE	\$-62.05
WATER PENALTY	\$-656.17
WL SUR CHARGE	\$-6.54
WATER Deposit Applied	\$-374.41
WATER Deposit Payment	\$-1,885.34
WATER Deposit	\$-1,285.02
WATER Deposit Payment	\$-1,285.02
WATER LATE FEE ADJUSTMENT	\$-1,285.02
SCH TAX CHARGE	
SUR CHG CHARGE	\$-0.81
WATER CHARGE	\$-4.84
WATER PENALTY	\$-107.80
WL SUR CHARGE	\$-249.08
WATER LATE FEE ADJUSTMENT	\$-9.92
WATER LEAK ADJUSTMENT	\$-372.45
SCH TAX CHARGE	
SLS TAX CHARGE	\$-34.44
SUR CHG CHARGE	\$-31.60
WATER CHARGE	\$-51.88
WATER PENALTY	\$-1,560.67
WL SUR CHARGE	\$-150.14
WATER LEAK ADJUSTMENT	\$-75.86
WATER Payment	\$-1,904.59
(None)	
BEGINNING BALANCE ADJUSTMENT	\$-1,280.46
DBT CR ADJUSTMENT	\$-382.72
MISSED PAYMENT	\$-15.00
RECONNECT ADJUSTMENT	\$-130.00
RTN CHECK ADJUSTMENT	\$-199.42
SCH TAX CHARGE	\$-26.14
SLS TAX CHARGE	\$-3,882.38
SUR CHG CHARGE	\$-613.53
WATER ADJUSTMENT	\$-12,414.37
WATER CHARGE	\$-59.30
WATER LATE FEE ADJUSTMENT	\$-130,045.67
WATER PENALTY	\$-2.62
WL SUR CHARGE	\$-4,007.24
WATER Payment	\$-26,408.57
WL SUR ADJUSTMENT	\$-179,467.42
WATER CHARGE	
WL SUR ADJUSTMENT	\$-7.91
	\$-7.91
Minus Credits Total	\$-187,344.30
	\$-279,727.57
Plus Debits	
SEWER	
SEWER Charge	\$22,756.85
	\$22,756.85
TRASH	
TRASH Charge	\$74,722.50
	\$74,722.50

Black Mountain

Daily Receivables

Date Range: 12/01/2025 - 12/31/2025

WATER

BEGINNING BALANCE ADJUSTMENT	
MISSED PAYMENT	\$2,000.00
RECONNECT ADJUSTMENT	\$0.79
SCH TAX CHARGE	\$240.00
SLS TAX CHARGE	\$4,122.82
SUR CHG CHARGE	\$567.42
TAP FEE	\$12,669.24
WATER CHARGE	\$500.00
WATER Deposit	\$137,178.07
WATER PENALTY	\$870.00
WL SUR CHARGE	\$3,904.19
	<u>\$26,949.37</u>
Plus Debits Total	\$189,001.90
	\$286,481.25
Ending Balance	\$1,147,489.87