


## Account Details



WL Surcharge

\*2893 

\$200,187.21

N/A

## Transaction Details

Type	Keyword	Date		
All ▼	Enter Description, Check Number or Amount	Last 30 Days ▼		
From	To	Amount	Amount From	Amount To
11/01/2025 	12/10/2025 			
Search		Clear Search		<a href="#">Hide advanced</a>

## Past Transactions

Date	Description	Amount	Balance
No transactions are available for display. Transactions are either not available for the selected criteria or not available for this account.			

Utility Name: **BLACK MOUNTAIN UTILITY DISTRICT**

Selected Financial Information and Better / Worse (B / (W)) Performance

YEAR ENDING DEC. 31, 2025

A	B	C	D	E	F	G	H
					D - C	E - D	C - B
Month	Record as Sales	Billings	Collections	Deposits	Collections B / (W) Billings	Deposits B / (W) Collections (1)	Billings B / (W) Recorded Sales (1)
January					0.00		0.00
February					0.00	0.00	0.00
March					0.00	0.00	0.00
April	17,391.00	17,391.00	17,560.00	16,029.09	169.00	(1,530.91)	0.00
May	17,343.57	17,343.57	16,463.95	4,641.07	(879.62)	(11,822.88)	0.00
June	18,639.96	18,639.96	17,327.76	4,096.61	(1,312.20)	(13,231.15)	0.00
July	17,232.90	17,232.90	16,922.65	14,642.49	(310.25)	(2,280.16)	0.00
August	17,327.76	17,327.76	14,451.64	10,919.61	(2,876.12)	(3,532.03)	0.00
September	20,488.56	20,488.56	18,002.32		(2,486.24)	(18,002.32)	0.00
October	17,241.86	17,241.86	27,131.30	33,700.86	9,889.44	6,569.56	0.00
November	29,544.33	29,544.33	27,036.38		(2,507.95)	(27,036.38)	0.00
December					0.00	0.00	0.00
Total	155,209.94	155,209.94	154,896.00	84,029.73	(313.94)	(70,866.27)	0.00

Specify the general ledger account where the surcharge is recorded WATER LOSS SURCHARGE

## Daily Receivables

Date Range: 11/10/2025 - 12/10/2025

BEGINNING BALANCE ADJUSTMENT	\$-91.48
RECONNECT ADJUSTMENT	\$-126.06
SCH TAX CHARGE	\$-75.67
SUR CHG CHARGE	\$-170.40
TRANSFER BILL	\$-62.05
WATER ADJUSTMENT	\$-16.71
WATER CHARGE	\$-650.49
WATER Deposit	\$-61.21
WATER PENALTY	\$-12.81
WL SUR CHARGE	\$-402.04
WATER Deposit Applied	\$-1,963.86
WATER Deposit Payment	
WATER Deposit	\$-1,131.00
WATER Deposit Payment	\$-1,131.00
WATER LATE FEE ADJUSTMENT	
SCH TAX CHARGE	\$-0.81
SUR CHG CHARGE	\$-0.58
WATER CHARGE	\$-241.61
WATER PENALTY	\$-195.79
WL SUR CHARGE	\$-6.76
WATER LATE FEE ADJUSTMENT	\$-445.55
WATER LEAK ADJUSTMENT	
(None)	\$-2.00
SCH TAX CHARGE	\$-42.10
SLS TAX CHARGE	\$-31.60
SUR CHG CHARGE	\$-51.88
WATER CHARGE	\$-966.19
WATER PENALTY	\$-11.21
WL SUR CHARGE	\$-76.46
WATER LEAK ADJUSTMENT	\$-1,181.44
WATER Payment	
(None)	\$-2,024.43
BEGINNING BALANCE ADJUSTMENT	\$-619.01
BRK LOCK ADJUSTMENT	\$-15.00
DEPOSIT-WATER	\$-8.70
MISSED PAYMENT	\$-130.00
RECONNECT ADJUSTMENT	\$-197.27
SCH TAX ADJUSTMENT	\$-0.79
SCH TAX CHARGE	\$-4,681.02
SLS TAX CHARGE	\$-724.13
SUR CHG CHARGE	\$-14,178.54
TAP FEE	\$-79.40
WATER CHARGE	\$-156,128.76
WATER LEAK ADJUSTMENT	\$-26.17
WATER PENALTY	\$-3,631.78
WL SUR ADJUSTMENT	\$-5.27
WL SUR CHARGE	\$-29,644.53
WATER Payment	\$-211,994.80
<b>Minus Credits Total</b>	<b>\$-221,821.34</b>
	<b>\$-329,077.93</b>
<b>Plus Debits</b>	
<b>SEWER</b>	
SEWER Charge	\$21,912.06
	<b>\$21,912.06</b>
<b>TRASH</b>	
TRASH Adjustment	\$77.70
TRASH Charge	\$74,855.34

## Daily Receivables

Date Range: 11/10/2025 - 12/10/2025

		<hr/>	<b>\$74,933.04</b>
<b>WATER</b>			
RECONNECT ADJUSTMENT			\$240.00
SCH TAX CHARGE			\$3,960.44
SLS TAX CHARGE			\$621.19
SUR CHG CHARGE			\$12,699.06
WATER ADJUSTMENT			\$688.03
WATER CHARGE			\$131,734.93
WATER Deposit			\$696.00
WATER LATE FEE ADJUSTMENT			\$31.65
WATER PENALTY			\$4,365.17
WL SUR CHARGE		<hr/>	<b>\$27,036.38</b>
			<hr/>
<b>Plus Debits Total</b>			<b>\$182,072.85</b>
			<hr/>
<b>Ending Balance</b>			<b>\$1,004,096.59</b>

# PUBLIC SERVICE COMMISSION

## Monthly Water Loss Report

Water Utility: Black Mountain Utility District/System Wide PWSID: 0

For the Month of: November Year: 2025

LINE #	ITEM	GALLONS (Omit 000's)
1	<b>WATER PRODUCED AND PURCHASED</b>	
2	Water Produced	0
3	Water Purchased	25,660
4	<b>TOTAL PRODUCED AND PURCHASED</b>	<b>25,660</b>
5		
6	<b>WATER SALES</b>	
7	Residential	9,546
8	Commercial	0
9	Industrial	0
10	Bulk Loading Stations	0
11	Wholesale	0
12	Public Authorities	0
13	Other Sales (explain) <u>0</u>	0
14	<b>TOTAL WATER SALES</b>	<b>9,546</b>
15		
16	<b>OTHER WATER USED</b>	
17	Utility and/or Water Treatment Plant	0
18	Wastewater Plant	0
19	System Flushing	22
20	Fire Department	0
21	Other Usage (explain) <u>0</u>	0
22	<b>TOTAL OTHER WATER USED</b>	<b>22</b>
23		
24	<b>WATER LOSS</b>	
25	Tank Overflows	4,515
26	Line Breaks	860
27	Line Leaks	0
28	Excavation Damages	0
29	Theft	0
30	Other Loss (explain) <u>Unknown Loss</u>	10,716
31	<b>TOTAL LINE LOSS</b>	<b>16,091</b>
32		
33	Note: Line 14 + Line 22 + Line 31 Must Equal Line 4	
34		
35	<b>WATER LOSS PERCENTAGE</b>	
36	(Line 31 Divided by Line 4)	<b>62.71%</b>

# PUBLIC SERVICE COMMISSION

## Monthly Water Loss Report

Water Utility: Black Mountain Utility District/Wallins PWSID: KY0480572

For the Month of: November Year: 2025

LINE #	ITEM	GALLONS (Omit 000's)
1	<b>WATER PRODUCED AND PURCHASED</b>	
2	Water Produced	0
3	Water Purchased	6,564
4	<b>TOTAL PRODUCED AND PURCHASED</b>	<b>6,564</b>
5		
6	<b>WATER SALES</b>	
7	Residential	2,508
8	Commercial	0
9	Industrial	0
10	Bulk Loading Stations	0
11	Wholesale	0
12	Public Authorities	0
13	Other Sales (explain) _____ 0	0
14	<b>TOTAL WATER SALES</b>	<b>2,508</b>
15		
16	<b>OTHER WATER USED</b>	
17	Utility and/or Water Treatment Plant	0
18	Wastewater Plant	0
19	System Flushing	22
20	Fire Department	0
21	Other Usage (explain) _____ 0	0
22	<b>TOTAL OTHER WATER USED</b>	<b>22</b>
23		
24	<b>WATER LOSS</b>	
25	Tank Overflows	636
26	Line Breaks	517
27	Line Leaks	0
28	Excavation Damages	0
29	Theft	0
30	Other Loss (explain) _____ Unknown Loss	2,880
31	<b>TOTAL LINE LOSS</b>	<b>4,033</b>
32		
33	Note: Line 14 + Line 22 + Line 31 Must Equal Line 4	
34		
35	<b>WATER LOSS PERCENTAGE</b>	
36	<b>(Line 31 Divided by Line 4)</b>	<b>61.45%</b>

# PUBLIC SERVICE COMMISSION

## Monthly Water Loss Report

Water Utility: Black Mountain Utility District/Rosspoint PWSID: KY0480650

For the Month of: November Year: 2025

LINE #	ITEM	GALLONS (Omit 000's)
1	<b>WATER PRODUCED AND PURCHASED</b>	
2	Water Produced	0
3	Water Purchased	5,793
4	<b>TOTAL PRODUCED AND PURCHASED</b>	<b>5,793</b>
5		
6	<b>WATER SALES</b>	
7	Residential	2,156
8	Commercial	0
9	Industrial	0
10	Bulk Loading Stations	0
11	Wholesale	0
12	Public Authorities	0
13	Other Sales (explain) _____ 0	0
14	<b>TOTAL WATER SALES</b>	<b>2,156</b>
15		
16	<b>OTHER WATER USED</b>	
17	Utility and/or Water Treatment Plant	0
18	Wastewater Plant	0
19	System Flushing	0
20	Fire Department	0
21	Other Usage (explain) _____ 0	0
22	<b>TOTAL OTHER WATER USED</b>	<b>0</b>
23		
24	<b>WATER LOSS</b>	
25	Tank Overflows	1,179
26	Line Breaks	0
27	Line Leaks	0
28	Excavation Damages	0
29	Theft	0
30	Other Loss (explain) _____ Unknown Loss	2,458
31	<b>TOTAL LINE LOSS</b>	<b>3,637</b>
32		
33	Note: Line 14 + Line 22 + Line 31 Must Equal Line 4	
34		
35	<b>WATER LOSS PERCENTAGE</b>	
36	<b>(Line 31 Divided by Line 4)</b>	<b>62.78%</b>

# PUBLIC SERVICE COMMISSION

## Monthly Water Loss Report

Water Utility: **Black Mountain Utility District/Sukey Ridge** PWSID: **KY0480461**

For the Month of: **November** Year: **2025**

LINE #	ITEM	GALLONS (Omit 000's)
1	<b>WATER PRODUCED AND PURCHASED</b>	
2	Water Produced	0
3	Water Purchased	2,278
4	<b>TOTAL PRODUCED AND PURCHASED</b>	<b>2,278</b>
5		
6	<b>WATER SALES</b>	
7	Residential	729
8	Commercial	0
9	Industrial	0
10	Bulk Loading Stations	0
11	Wholesale	0
12	Public Authorities	0
13	Other Sales (explain) _____	0
14	<b>TOTAL WATER SALES</b>	<b>729</b>
15		
16	<b>OTHER WATER USED</b>	
17	Utility and/or Water Treatment Plant	0
18	Wastewater Plant	0
19	System Flushing	0
20	Fire Department	0
21	Other Usage (explain) _____	0
22	<b>TOTAL OTHER WATER USED</b>	<b>0</b>
23		
24	<b>WATER LOSS</b>	
25	Tank Overflows	215
26	Line Breaks	332
27	Line Leaks	0
28	Excavation Damages	0
29	Theft	0
30	Other Loss (explain) _____	Unknown Loss
31	<b>TOTAL LINE LOSS</b>	<b>1,549</b>
32		
33	Note: Line 14 + Line 22 + Line 31 Must Equal Line 4	
34		
35	<b>WATER LOSS PERCENTAGE</b>	
36	<b>(Line 31 Divided by Line 4)</b>	<b>67.98%</b>



# PUBLIC SERVICE COMMISSION

## Monthly Water Loss Report

Water Utility: Black Mountain Utility District/Green Hills PWSID: KY0480341

For the Month of: November Year: 2025

LINE #	ITEM	GALLONS (Omit 000's)
1	<b>WATER PRODUCED AND PURCHASED</b>	
2	Water Produced	0
3	Water Purchased	4,401
4	<b>TOTAL PRODUCED AND PURCHASED</b>	<b>4,401</b>
5		
6	<b>WATER SALES</b>	
7	Residential	1,093
8	Commercial	0
9	Industrial	0
10	Bulk Loading Stations	0
11	Wholesale	0
12	Public Authorities	0
13	Other Sales (explain) _____ 0	0
14	<b>TOTAL WATER SALES</b>	<b>1,093</b>
15		
16	<b>OTHER WATER USED</b>	
17	Utility and/or Water Treatment Plant	0
18	Wastewater Plant	0
19	System Flushing	0
20	Fire Department	0
21	Other Usage (explain) _____ 0	0
22	<b>TOTAL OTHER WATER USED</b>	<b>0</b>
23		
24	<b>WATER LOSS</b>	
25	Tank Overflows	1,245
26	Line Breaks	0
27	Line Leaks	0
28	Excavation Damages	0
29	Theft	0
30	Other Loss (explain) _____ Unknown Loss	2,063
31	<b>TOTAL LINE LOSS</b>	<b>3,309</b>
32		
33	Note: Line 14 + Line 22 + Line 31 Must Equal Line 4	
34		
35	<b>WATER LOSS PERCENTAGE</b>	
36	<b>(Line 31 Divided by Line 4)</b>	<b>75.17%</b>

# PUBLIC SERVICE COMMISSION

## Monthly Water Loss Report

Water Utility: Black Mountain Utility District/Dayhoit PWSID: KY0480277

For the Month of: November Year: 2025

LINE #	ITEM	GALLONS (Omit 000's)
1	<b>WATER PRODUCED AND PURCHASED</b>	
2	Water Produced	0
3	Water Purchased	1,704
4	<b>TOTAL PRODUCED AND PURCHASED</b>	<b>1,704</b>
5		
6	<b>WATER SALES</b>	
7	Residential	1,233
8	Commercial	0
9	Industrial	0
10	Bulk Loading Stations	0
11	Wholesale	0
12	Public Authorities	0
13	Other Sales (explain) _____ 0	0
14	<b>TOTAL WATER SALES</b>	<b>1,233</b>
15		
16	<b>OTHER WATER USED</b>	
17	Utility and/or Water Treatment Plant	0
18	Wastewater Plant	0
19	System Flushing	0
20	Fire Department	0
21	Other Usage (explain) _____ 0	0
22	<b>TOTAL OTHER WATER USED</b>	<b>0</b>
23		
24	<b>WATER LOSS</b>	
25	Tank Overflows	42
26	Line Breaks	0
27	Line Leaks	0
28	Excavation Damages	0
29	Theft	0
30	Other Loss (explain) _____ Unknown Loss	429
31	<b>TOTAL LINE LOSS</b>	<b>471</b>
32		
33	Note: Line 14 + Line 22 + Line 31 Must Equal Line 4	
34		
35	<b>WATER LOSS PERCENTAGE</b>	
36	<b>(Line 31 Divided by Line 4)</b>	<b>27.66%</b>

# PUBLIC SERVICE COMMISSION

## Monthly Water Loss Report

Water Utility: Black Mountain Utility District/ Coxton PWSID: KY0480265

For the Month of: November Year: 2025

LINE #	ITEM	GALLONS (Omit 000's)
1	<b>WATER PRODUCED AND PURCHASED</b>	
2	Water Produced	0
3	Water Purchased	848
4	<b>TOTAL PRODUCED AND PURCHASED</b>	<b>848</b>
5		
6	<b>WATER SALES</b>	
7	Residential	415
8	Commercial	0
9	Industrial	0
10	Bulk Loading Stations	0
11	Wholesale	0
12	Public Authorities	0
13	Other Sales (explain) _____ 0	0
14	<b>TOTAL WATER SALES</b>	<b>415</b>
15		
16	<b>OTHER WATER USED</b>	
17	Utility and/or Water Treatment Plant	0
18	Wastewater Plant	0
19	System Flushing	0
20	Fire Department	0
21	Other Usage (explain) _____ 0	0
22	<b>TOTAL OTHER WATER USED</b>	<b>0</b>
23		
24	<b>WATER LOSS</b>	
25	Tank Overflows	0
26	Line Breaks	0
27	Line Leaks	0
28	Excavation Damages	0
29	Theft	0
30	Other Loss (explain) _____ Unknown Loss	433
31	<b>TOTAL LINE LOSS</b>	<b>433</b>
32		
33	Note: Line 14 + Line 22 + Line 31 Must Equal Line 4	
34		
35	<b>WATER LOSS PERCENTAGE</b>	
36	<b>(Line 31 Divided by Line 4)</b>	<b>51.04%</b>

# PUBLIC SERVICE COMMISSION

## Monthly Water Loss Report

Water Utility: Black mountain Utility District/ Kenvir PWSID: KY0480603

For the Month of: NOVEMBER Year: 2025

LINE #	ITEM	GALLONS (Omit 000's)
1	<b>WATER PRODUCED AND PURCHASED</b>	
2	Water Produced	0
3	Water Purchased	2,640
4	<b>TOTAL PRODUCED AND PURCHASED</b>	<b>2,640</b>
5		
6	<b>WATER SALES</b>	
7	Residential	994
8	Commercial	0
9	Industrial	0
10	Bulk Loading Stations	0
11	Wholesale	0
12	Public Authorities	0
13	Other Sales (explain) _____ 0	0
14	<b>TOTAL WATER SALES</b>	<b>994</b>
15		
16	<b>OTHER WATER USED</b>	
17	Utility and/or Water Treatment Plant	0
18	Wastewater Plant	0
19	System Flushing	0
20	Fire Department	0
21	Other Usage (explain) _____ 0	0
22	<b>TOTAL OTHER WATER USED</b>	<b>0</b>
23		
24	<b>WATER LOSS</b>	
25	Tank Overflows	825
26	Line Breaks	0
27	Line Leaks	0
28	Excavation Damages	0
29	Theft	0
30	Other Loss (explain) _____ Unknown Loss	821
31	<b>TOTAL LINE LOSS</b>	<b>1,646</b>
32		
33	Note: Line 14 + Line 22 + Line 31 Must Equal Line 4	
34		
35	<b>WATER LOSS PERCENTAGE</b>	
36	<b>(Line 31 Divided by Line 4)</b>	<b>62.36%</b>

# PUBLIC SERVICE COMMISSION

## Monthly Water Loss Report

Water Utility: Black Mountain Utility District/ Louellen PWSID: ky04840498

For the Month of: NOVEMBER Year: 2025

LINE #	ITEM	GALLONS (Omit 000's)
1	<b>WATER PRODUCED AND PURCHASED</b>	
2	Water Produced	0
3	Water Purchased	1,432
4	<b>TOTAL PRODUCED AND PURCHASED</b>	<b>1,432</b>
5		
6	<b>WATER SALES</b>	
7	Residential	418
8	Commercial	#VALUE!
9	Industrial	0
10	Bulk Loading Stations	0
11	Wholesale	0
12	Public Authorities	0
13	Other Sales (explain) _____ 0	0
14	<b>TOTAL WATER SALES</b>	<b>#VALUE!</b>
15		
16	<b>OTHER WATER USED</b>	
17	Utility and/or Water Treatment Plant	0
18	Wastewater Plant	0
19	System Flushing	0
20	Fire Department	0
21	Other Usage (explain) _____ 0	0
22	<b>TOTAL OTHER WATER USED</b>	<b>0</b>
23		
24	<b>WATER LOSS</b>	
25	Tank Overflows	372
26	Line Breaks	12
27	Line Leaks	0
28	Excavation Damages	0
29	Theft	0
30	Other Loss (explain) _____ Unknown Loss	630
31	<b>TOTAL LINE LOSS</b>	<b>1,014</b>
32		
33	Note: Line 14 + Line 22 + Line 31 Must Equal Line 4	
34		
35	<b>WATER LOSS PERCENTAGE</b>	
36	<b>(Line 31 Divided by Line 4)</b>	<b>70.78%</b>