


Account Details



WL Surcharge

*2893 

\$246,556.99

N/A

Transaction Details

Type	Keyword	Date	
All ▼	Enter Description, Check	Last 30 Days ▼	
From	To	Amount	Amount From
3/01/2026 	3/31/2026 		
Amount To			
<input type="button" value="Search"/>	Clear Search	Hide advanced	

Past Transactions

Date	Description	Amount	Balance
------	-------------	--------	---------

No transactions are available for display. Transactions are either not available for the selected criteria or not available for this account.

Black Mountain

Daily Receivables

Billing Cycle: (All)

Service Type: WATER

Date Range: 03/01/2026 - 04/03/2026

TAP FEE	\$-61.12
WATER ADJUSTMENT	\$-100.20
WATER CHARGE	\$-159,135.59
WATER LATE FEE ADJUSTMENT	\$-19.85
WATER PENALTY	\$-4,265.64
WL SUR ADJUSTMENT	\$-15.82
WL SUR CHARGE	\$-26,314.84
WATER Payment	\$-210,535.63
WL SUR ADJUSTMENT	
SCH TAX CHARGE	\$-1.27
WL SUR CHARGE	\$-6.64
WL SUR ADJUSTMENT	\$-7.91
	<u>\$-222,252.89</u>
Minus Credits Total	\$-222,252.89
Plus Debits	
WATER	
MISSED PAYMENT	\$10.00
RECONNECT ADJUSTMENT	\$608.00
RTN CHECK ADJUSTMENT	\$6.00
SCH TAX ADJUSTMENT	\$3.97
SCH TAX CHARGE	\$4,249.62
SLS TAX ADJUSTMENT	\$0.79
SLS TAX CHARGE	\$721.83
SUR CHG ADJUSTMENT	\$25.56
SUR CHG CHARGE	\$12,703.32
TRANSFER BILL	\$61.27
WATER ADJUSTMENT	\$117.09
WATER CHARGE	\$141,577.76
WATER Deposit	\$87.00
WATER LATE FEE ADJUSTMENT	\$15.77
WATER PENALTY	\$5,395.94
WL SUR ADJUSTMENT	\$39.55
	<u>\$165,623.47</u>
Plus Debits Total	\$165,623.47
Ending Balance	\$862,599.14

Utility Name: **BLACK MOUNTAIN UTILITY DISTRICT**

Selected Financial Information and Better / Worse (B / (W)) Performance

Year Ended December 31, 2024

A	B	C	D	E	F	G	H
					D - C	E - D	C - B
Month	Record as Sales	Billings	Collections	Deposits	Collections B / (W) Billings	Deposits B / (W) Collections (1)	Billings B / (W) Recorded Sales (1)
January	25,308.17	25,308.17	26,925.64	0.00	1,617.47	(26,925.64)	0.00
February	26,949.37	26,949.37	26,556.64	1,559.93	(392.73)	(24,996.71)	0.00
March	0.00	0.00	26,314.84	0.00	26,314.84	(26,314.84)	0.00
April					0.00	0.00	0.00
May					0.00	0.00	0.00
June					0.00	0.00	0.00
July					0.00	0.00	0.00
August					0.00	0.00	0.00
September					0.00	0.00	0.00
October					0.00	0.00	0.00
November					0.00	0.00	0.00
December					0.00	0.00	0.00
Total	52,257.54	52,257.54	79,797.12	1,559.93	27,539.58	(78,237.19)	0.00

Specify the general ledger account where the surcharge is recorded WATER LOSS SURCHARGE

(1) Explain reasons for difference if amount does not equal zero.
 THINK ONE OF THE DEPOSITS WAS MORE THEN COLLECTED

PUBLIC SERVICE COMMISSION

Monthly Water Loss Report

Water Utility: Black Mountain Utility District/System Wide PWSID: 0

For the Month of: March Year: 2026

LINE #	ITEM	GALLONS (Omit 000's)
1	WATER PRODUCED AND PURCHASED	
2	Water Produced	0
3	Water Purchased	30,631
4	TOTAL PRODUCED AND PURCHASED	30,631
5		
6	WATER SALES	
7	Residential	9,994
8	Commercial	0
9	Industrial	0
10	Bulk Loading Stations	0
11	Wholesale	0
12	Public Authorities	0
13	Other Sales (explain) _____	0
14	TOTAL WATER SALES	9,994
15		
16	OTHER WATER USED	
17	Utility and/or Water Treatment Plant	0
18	Wastewater Plant	0
19	System Flushing	94
20	Fire Department	60
21	Other Usage (explain) _____	0
22	TOTAL OTHER WATER USED	154
23		
24	WATER LOSS	
25	Tank Overflows	1,899
26	Line Breaks	579
27	Line Leaks	0
28	Excavation Damages	0
29	Theft	0
30	Other Loss (explain) _____	18,005
31	TOTAL LINE LOSS	20,483
32		
33	Note: Line 14 + Line 22 + Line 31 Must Equal Line 4	
34		
35	WATER LOSS PERCENTAGE	
36	(Line 31 Divided by Line 4)	66.87%

PUBLIC SERVICE COMMISSION

Monthly Water Loss Report

Water Utility: Black Mountain Utility District/Louellen PWSID: KY0480498

For the Month of: March Year: 2026

LINE #	ITEM	GALLONS (Omit 000's)
1	WATER PRODUCED AND PURCHASED	
2	Water Produced	0
3	Water Purchased	1,393
4	TOTAL PRODUCED AND PURCHASED	1,393
5		
6	WATER SALES	
7	Residential	466
8	Commercial	0
9	Industrial	0
10	Bulk Loading Stations	0
11	Wholesale	0
12	Public Authorities	0
13	Other Sales (explain) 0	0
14	TOTAL WATER SALES	466
15		
16	OTHER WATER USED	
17	Utility and/or Water Treatment Plant	0
18	Wastewater Plant	0
19	System Flushing	25
20	Fire Department	0
21	Other Usage (explain) 0	0
22	TOTAL OTHER WATER USED	25
23		
24	WATER LOSS	
25	Tank Overflows	350
26	Line Breaks	62
27	Line Leaks	0
28	Excavation Damages	0
29	Theft	0
30	Other Loss (explain) Unknown Loss	490
31	TOTAL LINE LOSS	902
32		
33	Note: Line 14 + Line 22 + Line 31 Must Equal Line 4	
34		
35	WATER LOSS PERCENTAGE	
36	(Line 31 Divided by Line 4)	64.78%

PUBLIC SERVICE COMMISSION

Monthly Water Loss Report

Water Utility: Black Mountain Utility District/Kenvir PWSID: KY0480603

For the Month of: March Year: 2026

LINE #	ITEM	GALLONS (Omit 000's)
1	WATER PRODUCED AND PURCHASED	
2	Water Produced	0
3	Water Purchased	2,854
4	TOTAL PRODUCED AND PURCHASED	2,854
5		
6	WATER SALES	
7	Residential	1,182
8	Commercial	0
9	Industrial	0
10	Bulk Loading Stations	0
11	Wholesale	0
12	Public Authorities	0
13	Other Sales (explain) _____	0
14	TOTAL WATER SALES	1,182
15		
16	OTHER WATER USED	
17	Utility and/or Water Treatment Plant	0
18	Wastewater Plant	0
19	System Flushing	0
20	Fire Department	0
21	Other Usage (explain) _____	0
22	TOTAL OTHER WATER USED	0
23		
24	WATER LOSS	
25	Tank Overflows	412
26	Line Breaks	0
27	Line Leaks	0
28	Excavation Damages	0
29	Theft	0
30	Other Loss (explain) _____	1,260
31	TOTAL LINE LOSS	1,672
32		
33	Note: Line 14 + Line 22 + Line 31 Must Equal Line 4	
34		
35	WATER LOSS PERCENTAGE	
36	(Line 31 Divided by Line 4)	58.59%

PUBLIC SERVICE COMMISSION

Monthly Water Loss Report

Water Utility: Black Mountain Utility District/Dayhoit PWSID: KY0480277

For the Month of: March Year: 2026

LINE #	ITEM	GALLONS (Omit 000's)
1	WATER PRODUCED AND PURCHASED	
2	Water Produced	0
3	Water Purchased	3,879
4	TOTAL PRODUCED AND PURCHASED	3,879
5		
6	WATER SALES	
7	Residential	1,299
8	Commercial	0
9	Industrial	0
10	Bulk Loading Stations	0
11	Wholesale	0
12	Public Authorities	0
13	Other Sales (explain) 0	0
14	TOTAL WATER SALES	1,299
15		
16	OTHER WATER USED	
17	Utility and/or Water Treatment Plant	0
18	Wastewater Plant	0
19	System Flushing	0
20	Fire Department	0
21	Other Usage (explain) 0	0
22	TOTAL OTHER WATER USED	0
23		
24	WATER LOSS	
25	Tank Overflows	0
26	Line Breaks	31
27	Line Leaks	0
28	Excavation Damages	0
29	Theft	0
30	Other Loss (explain) Unknown Loss	2,549
31	TOTAL LINE LOSS	2,580
32		
33	Note: Line 14 + Line 22 + Line 31 Must Equal Line 4	
34		
35	WATER LOSS PERCENTAGE	
36	(Line 31 Divided by Line 4)	66.52%

PUBLIC SERVICE COMMISSION

Monthly Water Loss Report

Water Utility: Black Mountain Utility District/Green Hills PWSID: KY0480341

For the Month of: March Year: 2026

LINE #	ITEM	GALLONS (Omit 000's)
1	WATER PRODUCED AND PURCHASED	
2	Water Produced	0
3	Water Purchased	6,578
4	TOTAL PRODUCED AND PURCHASED	6,578
5		
6	WATER SALES	
7	Residential	1,144
8	Commercial	0
9	Industrial	0
10	Bulk Loading Stations	0
11	Wholesale	0
12	Public Authorities	0
13	Other Sales (explain) _____ 0	0
14	TOTAL WATER SALES	1,144
15		
16	OTHER WATER USED	
17	Utility and/or Water Treatment Plant	0
18	Wastewater Plant	0
19	System Flushing	69
20	Fire Department	0
21	Other Usage (explain) _____ 0	0
22	TOTAL OTHER WATER USED	69
23		
24	WATER LOSS	
25	Tank Overflows	678
26	Line Breaks	202
27	Line Leaks	0
28	Excavation Damages	0
29	Theft	0
30	Other Loss (explain) _____ Unknown Loss	4,485
31	TOTAL LINE LOSS	5,365
32		
33	Note: Line 14 + Line 22 + Line 31 Must Equal Line 4	
34		
35	WATER LOSS PERCENTAGE	
36	(Line 31 Divided by Line 4)	81.56%

PUBLIC SERVICE COMMISSION

Monthly Water Loss Report

Water Utility: Black Mountain Utility District/Sukey Ridge PWSID: KY0480461

For the Month of: March Year: 2026

LINE #	ITEM	GALLONS (Omit 000's)
1	WATER PRODUCED AND PURCHASED	
2	Water Produced	0
3	Water Purchased	2,577
4	TOTAL PRODUCED AND PURCHASED	2,577
5		
6	WATER SALES	
7	Residential	706
8	Commercial	0
9	Industrial	0
10	Bulk Loading Stations	0
11	Wholesale	0
12	Public Authorities	0
13	Other Sales (explain) _____ 0	0
14	TOTAL WATER SALES	706
15		
16	OTHER WATER USED	
17	Utility and/or Water Treatment Plant	0
18	Wastewater Plant	0
19	System Flushing	0
20	Fire Department	0
21	Other Usage (explain) _____ 0	0
22	TOTAL OTHER WATER USED	0
23		
24	WATER LOSS	
25	Tank Overflows	0
26	Line Breaks	0
27	Line Leaks	0
28	Excavation Damages	0
29	Theft	0
30	Other Loss (explain) _____ Unknown Loss	1,871
31	TOTAL LINE LOSS	1,871
32		
33	Note: Line 14 + Line 22 + Line 31 Must Equal Line 4	
34		
35	WATER LOSS PERCENTAGE	
36	(Line 31 Divided by Line 4)	72.59%

PUBLIC SERVICE COMMISSION

Monthly Water Loss Report

Water Utility: Black Mountain Utility District/Rosspoint PWSID: KY0480650

For the Month of: March Year: 2026

LINE #	ITEM	GALLONS (Omit 000's)
1	WATER PRODUCED AND PURCHASED	
2	Water Produced	0
3	Water Purchased	4,693
4	TOTAL PRODUCED AND PURCHASED	4,693
5		
6	WATER SALES	
7	Residential	2,152
8	Commercial	0
9	Industrial	0
10	Bulk Loading Stations	0
11	Wholesale	0
12	Public Authorities	0
13	Other Sales (explain) _____ 0	0
14	TOTAL WATER SALES	2,152
15		
16	OTHER WATER USED	
17	Utility and/or Water Treatment Plant	0
18	Wastewater Plant	0
19	System Flushing	0
20	Fire Department	0
21	Other Usage (explain) _____ 0	0
22	TOTAL OTHER WATER USED	0
23		
24	WATER LOSS	
25	Tank Overflows	459
26	Line Breaks	0
27	Line Leaks	0
28	Excavation Damages	0
29	Theft	0
30	Other Loss (explain) _____ Unknown Loss	2,082
31	TOTAL LINE LOSS	2,541
32		
33	Note: Line 14 + Line 22 + Line 31 Must Equal Line 4	
34		
35	WATER LOSS PERCENTAGE	
36	(Line 31 Divided by Line 4)	54.14%

PUBLIC SERVICE COMMISSION

Monthly Water Loss Report

Water Utility: Black Mountain Utility District/Wallins PWSID: KY0480572

For the Month of: March Year: 2026

LINE #	ITEM	GALLONS (Omit 000's)
1	WATER PRODUCED AND PURCHASED	
2	Water Produced	0
3	Water Purchased	6,953
4	TOTAL PRODUCED AND PURCHASED	6,953
5		
6	WATER SALES	
7	Residential	2,575
8	Commercial	#VALUE!
9	Industrial	0
10	Bulk Loading Stations	0
11	Wholesale	0
12	Public Authorities	0
13	Other Sales (explain) _____ 0	0
14	TOTAL WATER SALES	#VALUE!
15		
16	OTHER WATER USED	
17	Utility and/or Water Treatment Plant	0
18	Wastewater Plant	0
19	System Flushing	0
20	Fire Department	0
21	Other Usage (explain) _____ 0	0
22	TOTAL OTHER WATER USED	0
23		
24	WATER LOSS	
25	Tank Overflows	0
26	Line Breaks	285
27	Line Leaks	0
28	Excavation Damages	0
29	Theft	0
30	Other Loss (explain) _____ Unknown Loss	4,093
31	TOTAL LINE LOSS	4,378
32		
33	Note: Line 14 + Line 22 + Line 31 Must Equal Line 4	
34		
35	WATER LOSS PERCENTAGE	
36	(Line 31 Divided by Line 4)	62.96%