

SCHEDULE I

GAS COST RECOVERY RATE SUMMARY

<u>Component</u>	<u>Unit</u>	<u>Amount</u>
Expected Gas Cost (EGC)	\$/Mcf	\$3.6898
Refund Adjustment (RA)	\$/Mcf	\$0.0000
Actual Adjustment (AA)	\$/Mcf	\$0.3765
Balance Adjustment (BA)	\$/Mcf	\$0.0000
Gas Cost Recovery Rate (GCR)	\$/Mcf	\$4.0663

Rates to be effective for service rendered from **July 1st, 2023**
Reporting Period used in the calculations **March 31st, 2023**

<u>A. EXPECTED GAS COST CALCULATION</u>	<u>Unit</u>	<u>Amount</u>
Total Expected Gas Cost (Sch II)	\$/Mcf	\$104,476.12
/Sales for the 12 months ended	\$/Mcf	28,315.00
Expected Gas Cost	\$/Mcf	\$3.6898

<u>B. REFUND ADJUSTMENT CALCULATION</u>	<u>Unit</u>	<u>Amount</u>
Supplier Refund Adjustment for Reporting Period (Sch III)	\$/Mcf	\$0.0000
+Previous Quarter Supplier Refund Adjustment	\$/Mcf	\$0.0000
+Second Previous Quarter Supplier Refund Adjustment	\$/Mcf	\$0.0000
+Third Previous Quarter Supplier Refund Adjustment	\$/Mcf	\$0.0000
=Refund Adjustment (RA)	\$/Mcf	\$0.0000

<u>C. ACTUAL ADJUSTMENT CALCULATION</u>	<u>Unit</u>	<u>Amount</u>
Actual Adjustment for the Reporting Period (Sch IV)	\$/Mcf	(\$0.4084)
+Previous Quarter Reported Actual Adjustment	\$/Mcf	\$0.4105
+Second Previous Quarter Reported Actual Adjustment	\$/Mcf	\$0.4563
+Third Previous Quarter Reported Actual Adjustment	\$/Mcf	(\$0.0819)
=Actual Adjustment (AA)	\$/Mcf	\$0.3765

<u>D. BALANCE ADJUSTMENT CALCULATION</u>	<u>Unit</u>	<u>Amount</u>
Balance Adjustment for the Reporting Period (Sch V)	\$/Mcf	\$0.0000
+Previous Quarter Reported Balance Adjustment	\$/Mcf	\$0.0000
+Second Previous Quarter Reported Balance Adjustment	\$/Mcf	\$0.0000
+Third Previous Quarter Reported Balance Adjustment	\$/Mcf	\$0.0000
=Balance Adjustment (BA)	\$/Mcf	\$0.0000

SCHEDULE II
EXPECTED GAS COST

Actual Mcf Purchases for 12 months ended March 31, 2023

(1) Supplier	(2) Dth	(3) Btu Conversion Factor	(4) Mcf	(5) Mcf Rate	(6) (4) x (5) Cost
Constellation Energy	45,209	1.03	43,892.23	\$3.9230	172,189.23
Mago Volumes			(12,612.00)	\$3.9230	(49,476.88)
Storage Volume	(4,788)	1.03	(4,648.54)	\$3.9230	(18,236.24)
					0.00
					0.00
					0.00
					0.00

Overall \$\$\$ per Mcf
3.9294 APRIL
3.9209 MAY
3.9188 JUNE
3.923

Totals	26,631.69	\$104,476.12
--------	-----------	--------------

Line loss for 12 months ended 3/31/2023 is based on purchases of 26,631.69
and sales of 28,315.00 Mcf
-6.32%

	Unit	Amount
Total Expected Cost of Purchases (6)		\$104,476.12
/ Mcf Purchases (4)		26,631.69
= Average Expected Cost Per Mcf Purchased		\$3.9230
x Allowable Mcf Purchases (must not exceed Mcf sales / .95)		26,631.69
= Total Expected Gas Cost (to Schedule IA)		\$104,476.12

**SCHEDULE IV
ACTUAL ADJUSTMENT**

MCF X CF=DTH

For the 12 Month Period Ended

March 31, 2023

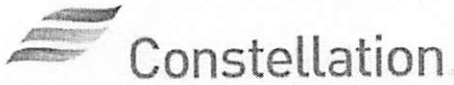
Particulars	Unit	(Month 1)	(Month 2)	(Month 3)	
		23-Jan	23-Feb	23-Mar	
Total Cost of Volumes Purchased	(a) \$	\$ 24,116.71	\$ 23,559.84	\$ 10,649.04	input
Total Supply Volumes Purchased	(b) DTH	5,419.00	6,135.00	2,160.00	input
Purchased Volumes in Mcf	(c) MCF	5,257.59	5,952.27	2,095.66	(b) / 1.0307
	(d) \$/Mcf	\$ 4.59	\$ 3.96	\$ 5.08	(a) / (c)
Industrial Usage (Mago)	(e) MCF	\$ -	\$ -	\$ -	input
Unit Gas Purchased for Mago	(f) \$	\$ -	\$ -	\$ -	(e) x (d)
Total Gas Cost w/o Mago	(g) \$	\$ 24,116.71	\$ 23,559.84	\$ 10,649.04	(a) - (f)
Total Sales (Res and Com usage)	(h) Mcf	5,186.00	4,631.00	4,683.00	input
Unit cost of gas (no Mago)	(i) \$/Mcf	\$ 4.65	\$ 5.09	\$ 2.27	(g) / (h)
EGC in effect	(j) \$/Mcf	\$ 4.82	\$ 4.82	\$ 4.82	input
Difference	(k) \$/Mcf	\$ (0.17)	\$ 0.27	\$ (2.55)	(i) - (j)
Actual Sales (Res and Com usage)	(l) MCF	\$ 5,186.00	\$ 4,631.00	\$ 4,683.00	input
	(m)	\$ (879.81)	\$ 1,238.42	\$ (11,923.02)	(k) x (l)
Total Cost Difference	(n)		\$ (11,564.41)		Sum (m)
Sales for 12 months ended	(o)		28,315.00		input
Current Quarter ACA			\$ (0.41)		(n) / (o)

Date	Residential Usage	Residential Revenue	Commercial Usage	Commercial Revenue	Total Resid & Comm Usage	Total Resid & Comm Revenue	Industrial Usage	Industrial Revenue	Total Usage	Purchases	Usage Pur	Monthly Gas Cost	Transportation Cost	Usage Thru City Gate	Inventory Volume	Total Gas Cost
Jan-20	4,401.0	\$ 34,665.97	950.0	\$ 7,428.08	5,351.0	\$ 42,094.05			5,351.0	Jan-20	2,852	\$ 7,600.88	\$ 5,223.14	5,799.0		\$ 12,824.02
Feb-20	4,521.0	\$ 35,612.19	1,010.0	\$ 7,893.54	5,531.0	\$ 43,505.73			5,531.0	Feb-20	2,775	\$ 7,389.48	\$ 5,181.75	5,753.0		\$ 12,571.23
Mar-20	2,976.0	\$ 19,128.53	635.0	\$ 4,045.82	3,611.0	\$ 23,174.45			3,611.0	Mar-20	2,900	\$ 7,182.60	\$ 2,990.30	3,320.0		\$ 10,175.90
Apr-20	1,556.0	\$ 10,017.93	306.0	\$ 1,951.61	1,862.0	\$ 11,969.54			1,862.0	Apr-20	2,700	\$ 7,187.50	\$ 1,970.72	2,198.0		\$ 9,158.52
May-20	1,094.0	\$ 6,967.19	243.0	\$ 1,553.28	1,327.0	\$ 8,520.47			2,206.0	May-20	2,800	\$ 7,456.70	\$ 1,742.86	1,935.0		\$ 9,199.56
Jun-20	451.0	\$ 2,898.30	164.0	\$ 1,054.13	615.0	\$ 3,952.43			2,729.0	Jun-20	3,740	\$ 9,101.70	\$ 2,738.15	3,040.0		\$ 11,839.85
Jul-20	360.0	\$ 2,207.51	147.0	\$ 899.12	507.0	\$ 3,106.63			507.0	Jul-20	2,825	\$ 7,523.93	\$ 1,152.82	1,279.9		\$ 8,676.75
Aug-20	343.0	\$ 2,103.44	122.0	\$ 750.08	465.0	\$ 2,853.52			465.0	Aug-20	4,087	\$ 10,641.88	\$ 1,565.43	1,738.0		\$ 12,207.31
Sep-20	431.0	\$ 2,644.31	149.0	\$ 908.20	580.0	\$ 3,552.51			580.0	Sep-20	2,600	\$ 6,918.90	\$ 1,834.74	2,037.0		\$ 8,753.64
Oct-20	703.0	\$ 4,314.64	181.0	\$ 1,107.17	884.0	\$ 5,421.81			884.0	Oct-20	2,650	\$ 7,053.35	\$ 1,943.32	2,046.5		\$ 8,996.67
Nov-20	1,766.0	\$ 9,737.72	349.0	\$ 1,919.28	2,115.0	\$ 11,657.00			2,115.0	Nov-20	2,425	\$ 6,237.33	\$ 2,981.56	3,310.3		\$ 9,218.89
Dec-20	3,328.0	\$ 18,397.05	737.0	\$ 4,017.28	4,065.0	\$ 22,414.33			4,065.0	Dec-20	4,625	\$ 12,265.33	\$ 5,685.76	6,312.6		\$ 17,951.09
Jan-21	6,140.0	\$ 37,693.88	1,461.0	\$ 8,849.10	7,601.0	\$ 46,542.78			7,601.0	Jan-21	4,975	\$ 13,512.88	\$ 6,507.90	7,225.4		\$ 20,020.78
Feb-21	5,984.0	\$ 36,734.44	1,460.0	\$ 8,844.34	7,444.0	\$ 45,578.78			7,444.0	Feb-21	5,335	\$ 24,476.11	\$ 6,171.33	7,482.3		\$ 31,197.45
Mar-21	2,473.0	\$ 15,183.56	550.0	\$ 3,351.51	3,023.0	\$ 18,535.07			3,023.0	Mar-21	2,387	\$ 6,135.14	\$ 3,151.71	3,499.2		\$ 9,286.85
Apr-21	1,504.0	\$ 9,230.30	373.0	\$ 2,281.34	1,877.0	\$ 11,511.64			5,366.0	Apr-21	3,396	\$ 8,915.58	\$ 5,225.63	5,801.7		\$ 14,141.21
May-21	1,034.0	\$ 6,349.02	277.0	\$ 1,691.68	1,311.0	\$ 8,040.70			4,966.0	May-21	4,759	\$ 13,774.70	\$ 3,715.48	4,125.1		\$ 17,490.18
Jun-21	349.0	\$ 2,140.83	130.0	\$ 796.40	479.0	\$ 2,937.23			4,790	Jun-21	3,420	\$ 9,603.92	\$ 592.55	657.9		\$ 10,196.47
Jul-21	460.0	\$ 4,116.74	200.0	\$ 1,787.97	660.0	\$ 5,904.71			3,196.0	Jul-21	3,750	\$ 11,598.61	\$ 2,877.10	3,194.3		\$ 14,475.71
Aug-21	343.0	\$ 3,070.35	135.0	\$ 1,203.60	478.0	\$ 4,273.95			4,780	Aug-21	3,320	\$ 10,332.94	\$ 72.07	80.0		\$ 10,405.01
Sep-21	492.0	\$ 3,848.77	119.0	\$ 1,063.19	611.0	\$ 4,911.96			1,460.0	Sep-21	2,100	\$ 5,363.40	\$ 1,292.25	1,434.7		\$ 6,655.65
Oct-21	2,689.0	\$ 4,348.84	141.0	\$ 1,243.79	2,830.0	\$ 5,592.63			1,600.0	Oct-21	4,531	\$ 18,612.40	\$ 1,003.24	1,113.8		\$ 19,615.64
Nov-21	3,100.0	\$ 23,758.25	574.0	\$ 5,049.91	3,674.0	\$ 28,808.16			3,263.0	Nov-21	3,500	\$ 13,712.00	\$ 3,937.45	4,371.5		\$ 17,649.45
Dec-21	3,100.0	\$ 27,394.17	686.0	\$ 6,033.31	3,786.0	\$ 33,427.48			3,786.0	Dec-21	4,600	\$ 15,492.80	\$ 3,633.91	4,034.5		\$ 19,126.71
Jan-22	5,673.0	\$ 51,371.76	1,227.0	\$ 11,037.83	6,900.0	\$ 62,409.59			6,900.0	Jan-22	3,508	\$ 11,213.46	\$ 7,721.77	8,573.1		\$ 18,935.23
Feb-22	5,784.0	\$ 52,379.43	1,352.0	\$ 12,154.46	7,136.0	\$ 64,533.89			7,136.0	Feb-22	2,469	\$ 7,489.90	\$ 5,366.70	5,958.4		\$ 12,856.60
Mar-22	3,093.0	\$ 27,547.55	666.0	\$ 6,265.87	3,759.0	\$ 33,813.42			3,735.0	Mar-22	2,100	\$ 5,610.00	\$ 3,282.69	3,644.6		\$ 8,892.69
Apr-22	1,766.0	\$ 23,301.94	381.0	\$ 5,013.02	2,146.0	\$ 28,314.96			2,156.0	Apr-22	2,045	\$ 5,428.32	\$ 1,891.26	2,099.9		\$ 7,319.58
May-22	550.0	\$ 7,256.40	179.0	\$ 2,351.17	729.0	\$ 9,607.57			1,686.0	May-22	2,075	\$ 5,532.50	\$ 1,246.44	1,383.9		\$ 6,778.94
Jun-22	431.0	\$ 5,687.36	154.0	\$ 2,028.44	585.0	\$ 7,715.80			3,535.0	Jun-22	3,426	\$ 17,353.75	\$ 2,756.73	3,060.7		\$ 20,110.48
Jul-22	304.0	\$ 2,604.16	100.0	\$ 855.66	404.0	\$ 3,459.82			2,121.0	Jul-22	2,431	\$ 8,234.38	\$ 1,887.85	2,073.8		\$ 10,102.23
Aug-22	409.0	\$ 3,503.57	107.0	\$ 914.44	516.0	\$ 4,418.01			1,826.0	Aug-22	2,050	\$ 5,455.00	\$ 1,195.99	1,327.8		\$ 6,650.99
Sep-22	323.0	\$ 2,772.46	82.0	\$ 705.68	405.0	\$ 3,478.14			955.0	Sep-22	3,270	\$ 15,300.15	\$ 2,082.19	2,311.7		\$ 17,382.34
Oct-22	1,106.0	\$ 10,513.63	218.0	\$ 2,072.48	1,324.0	\$ 12,586.31			5,545.0	Oct-22	4,828	\$ 23,845.75	\$ 4,676.60	5,192.2		\$ 28,522.35
Nov-22	2,658.0	\$ 25,336.23	547.0	\$ 5,184.13	3,205.0	\$ 30,520.36			4,109.0	Nov-22	6,570	\$ 32,184.47	\$ 4,326.11	4,803.1		\$ 36,490.58
Dec-22	3,729.0	\$ 35,555.51	772.0	\$ 7,310.08	4,501.0	\$ 42,865.59			4,501.0	Dec-22	4,800	\$ 24,288.75	\$ 5,698.17	6,326.4		\$ 29,986.92
23-Jan	4,294.0	\$ 37,626.63	892.0	\$ 7,764.61	5,186.0	\$ 45,391.24			5,186.0	23-Jan	5,419	\$ 19,092.40	\$ 5,024.31	5,578.2		\$ 24,116.71
23-Feb	3,796.0	\$ 33,263.61	835.0	\$ 7,270.88	4,631.0	\$ 40,534.49			4,631.0	23-Feb	6,135	\$ 19,723.83	\$ 3,836.01	4,258.9		\$ 23,559.84
23-Mar	3,864.0	\$ 33,851.71	819.0	\$ 7,136.42	4,683.0	\$ 40,988.13			4,683.0	23-Mar	2,160	\$ 6,858.00	\$ 3,791.04	4,209.0		\$ 10,649.04
total	23,229	\$ 221,273	5,086	\$ 48,607	28,315	\$ 269,880	12,612	\$ 123,848	40,927	total	45,209	\$ 183,277	\$ 38,393	42,625	(4,789)	\$ 221,670

Fuel 2.86%

Actual or Average 3 Yr USAGE	Nov-22	Dec-22	Jan-23	Feb-23	Mar-23	Apr-23	May-23	Jun-23	Jul-23	Aug-23	Sep-23
Usage	3,311	6,314	7,870	6,282	4,807	1,901	995	659	589	660	660
Nomination	2,800	4,500	5,561	4,942	3,560	3,007	4,874	4,529	4,929	4,929	4,770
Volume to Purchase	1,450	3,150	3,424	2,895	1,400	870	(55)	(241)	-	-	-
Settlement/Market Price	\$ 8.9330	\$ 8.9330	\$ 7.6750	\$ 7.6750	\$ 7.6750	\$ 3.6760	\$ 3.6760	\$ 3.6760	\$ 3.6760	\$ 3.6760	\$ 3.6760
TGT Transport	\$ 0.9006	\$ 0.9006	\$ 0.9009	\$ 0.9009	\$ 0.9009	\$ 0.9009	\$ 0.9009	\$ 0.9009	\$ 0.9009	\$ 0.9009	\$ 0.9009
Fuel											
CNEG-Invoice/Dth	\$ 9.8336	\$ 9.8336	\$ 8.5759	\$ 8.5759	\$ 8.5759	\$ 4.5769	\$ 4.5769	\$ 4.5769	\$ 4.5769	\$ 4.5769	\$ 4.5769
Btu - Zone 3	\$ 1.0669	\$ 1.0669	\$ 1.0519	\$ 1.0519	\$ 1.0519	\$ 1.0157	\$ 1.0157	\$ 1.0157	\$ 1.0164	\$ 1.0164	\$ 1.0164
Mcf Conversion	\$ 10.4912	\$ 10.4912	\$ 9.0208	\$ 9.0208	\$ 9.0208	\$ 4.6488	\$ 4.6488	\$ 4.6488	\$ 4.6521	\$ 4.6521	\$ 4.6521
Ccf Conversion	\$ 0.1049	\$ 0.1049	\$ 0.0902	\$ 0.0902	\$ 0.0902	\$ 0.0465	\$ 0.0465	\$ 0.0465	\$ 0.0465	\$ 0.0465	\$ 0.0465
	\$ 14,258.72	\$ 30,975.84	\$ 29,363.88	\$ 24,827.23	\$ 12,006.26	\$ 3,981.90	\$ (251.73)	\$ (1,103.03)	\$ -	\$ -	\$ -
Volume Hedged	Nov-22	Dec-22	Jan-23	Feb-23	Mar-23	Apr-23	May-23	Jun-23	Jul-23	Aug-23	Sep-23
	1,350	1,350	2,137	2,047	2,160	2,137	4,929	4,770	4,929	4,929	4,770
WACOG for Hedges	\$ 3.4250	\$ 3.4250	\$ 3.1750	\$ 3.1750	\$ 3.1750	\$ 3.1750	\$ 2.9633	\$ 2.9684	\$ 2.9650	\$ 2.9566	\$ 2.9546
TGT Transport	\$ 0.9006	\$ 0.9006	\$ 0.9009	\$ 0.9009	\$ 0.9009	\$ 0.9009	\$ 0.9009	\$ 0.9009	\$ 0.9009	\$ 0.9009	\$ 0.9009
Fuel	\$ -	\$ -	\$ -	\$ -	\$ -	\$ -	\$ -	\$ -	\$ -	\$ -	\$ -
CNEG-Invoice/Dth	\$ 4.3256	\$ 4.3256	\$ 4.0759	\$ 4.0759	\$ 4.0759	\$ 4.0759	\$ 3.8642	\$ 3.8693	\$ 3.8659	\$ 3.8575	\$ 3.8555
Btu - Zone 3	\$ 1.0669	\$ 1.0669	\$ 1.0519	\$ 1.0519	\$ 1.0519	\$ 1.0157	\$ 1.0157	\$ 1.0157	\$ 1.0164	\$ 1.0164	\$ 1.0164
Mcf Conversion	\$ 4.6149	\$ 4.6149	\$ 4.2873	\$ 4.2873	\$ 4.2873	\$ 4.1399	\$ 3.9249	\$ 3.9300	\$ 3.9294	\$ 3.9209	\$ 3.9188
Ccf Conversion	\$ 0.0461	\$ 0.0461	\$ 0.0429	\$ 0.0429	\$ 0.0429	\$ 0.0414	\$ 0.0392	\$ 0.0393	\$ 0.0393	\$ 0.0392	\$ 0.0392
	\$ 5,839.56	\$ 5,839.56	\$ 8,710.12	\$ 8,343.29	\$ 8,803.94	\$ 8,710.20	\$ 19,046.58	\$ 18,456.54	\$ 19,055.05	\$ 19,013.73	\$ 18,390.84
Storage (Injection)/Withdrawals	Nov-22	Dec-22	Jan-23	Feb-23	Mar-23	Apr-23	May-23	Jun-23	Jul-23	Aug-23	Sep-23
	(511)	(1,814)	(2,309)	(1,340)	(1,247)	1,106	3,879	3,870	4,340	4,269	4,110
WACOG for Storage	\$ 6.2774	\$ 7.2806	\$ 5.9457	\$ 5.8111	\$ 4.9447	\$ 3.3200	\$ 2.9552	\$ 2.9307	\$ 2.9650	\$ 2.9566	\$ 2.9546
TGT Transport	\$ 0.9006	\$ 0.9006	\$ 0.9009	\$ 0.9009	\$ 0.9009	\$ 0.9009	\$ 0.9009	\$ 0.9009	\$ 0.9009	\$ 0.9009	\$ 0.9009
Fuel											
CNEG-Invoice/Dth	\$ 7.1780	\$ 8.1812	\$ 6.8466	\$ 6.7120	\$ 5.8456	\$ 4.2209	\$ 3.8561	\$ 3.8316	\$ 3.8659	\$ 3.8575	\$ 3.8555
Btu - Zone 3	\$ 1.0669	\$ 1.0669	\$ 1.0519	\$ 1.0519	\$ 1.0519	\$ 1.0157	\$ 1.0157	\$ 1.0157	\$ 1.0164	\$ 1.0164	\$ 1.0164
Mcf Conversion	\$ 7.6580	\$ 8.7283	\$ 7.2018	\$ 7.0601	\$ 6.1488	\$ 4.2871	\$ 3.9167	\$ 3.8918	\$ 3.9294	\$ 3.9209	\$ 3.9188
Ccf Conversion	\$ 0.0766	\$ 0.0873	\$ 0.0720	\$ 0.0706	\$ 0.0615	\$ 0.0429	\$ 0.0392	\$ 0.0389	\$ 0.0393	\$ 0.0392	\$ 0.0392
	\$ (3,667.94)	\$ (14,840.70)	\$ (15,808.83)	\$ (8,994.03)	\$ (7,289.42)	\$ 4,668.26	\$ 14,957.98	\$ 14,828.46	\$ 16,778.03	\$ 16,467.76	\$ 15,846.20
\$\$\$ per Dth	\$ 7.1780	\$ 8.1812	\$ 6.8466	\$ 6.7120	\$ 5.8456	\$ 4.2209	\$ 3.8561	\$ 3.8316	\$ 3.8659	\$ 3.8575	\$ 3.8555
Overall \$\$\$ per Mcf	\$ 7.6580	\$ 8.7283	\$ 7.2018	\$ 7.0601	\$ 6.1488	\$ 4.2871	\$ 3.9167	\$ 3.8918	\$ 3.9294	\$ 3.9209	\$ 3.9188

SVC REQ	SVC REQ NAME	ACCT PER	SVC REQ K	STOR RATE SCH	BEGINNING STOR BAL	% FULL	ALOC REC QTY	FUEL QTY	ALOC DEL QTY	STOR INJ QUANTITY	STOR W/D QUANTITY	XFER INJ QUANTITY	XFER W/D QUANTITY	END STOR BAL	MAX AD INJ QTY OR INTERR AD INJ QTY	MAX AD W/D QTY OR INTERR AD W/D QTY	MAX STOR CAP	STMT D/T
9856642	Valley Gas	Mar-23	940	SGT	6867	28	2160	31	4208	0	2079	0	0	4788	221	570	17000	4/11/2023 14:06



Invoice Date: 02/14/23
Invoice Number: 3680181

Account ID: BG-170748
Due Date: 03/03/23

For Customer Care:

Email: GasCustomerCare@constellation.com
Phone: (844) 200-3427
Website: www.constellation.com

Total Amount Due \$24,116.71

Message Center

Thank you for being a Constellation customer!

SUMMARY CHARGES

■ Gas Supply Charges	\$19,092.40
■ Other Gas Related Charges	\$5,024.31
■ Taxes	\$0.00
■ Account Adjustments	\$0.00
Total New Charges	\$24,116.71

SITE DETAILS

Irvington Gas Company, Inc.
401 S 1st St, Irvington, KY 40146-7241
LDC Account: SGT940
Customer ID: RG-158576
Service for Jan-2023 - Actual

	Quantity	Rate	Amount
Gas Supply Charges			
Fixed Basis with Fixed Commodity Gas	1,781.00 Dth	\$3.10000	\$5,521.10
Fixed Basis with Fixed Commodity Gas	356.00 Dth	\$3.55000	\$1,263.80
Incremental Gas Costs	3,282.00 Dth	\$3.75000	\$12,307.50
Subtotal Gas Supply Charges	5,419.00 Dth		\$19,092.40
Other Gas Related Charges			
Disbursement - Transport Commodity			\$5,024.31
Subtotal Other Gas Related Charges			\$5,024.31
Total Current Site Charges			\$24,116.71

Other Ways to Pay Your Bill



Energy Manager

Manage your account at:
<https://energymanager.constellation.com>



Phone

Call 844.309.7092 for our 24/7
phone payment option



ACH/Wire

Constellation NewEnergy-Gas Division, LLC
Bank Name: Wells Fargo
ACH ABA #121000248 / Acct #4883615726
Wire ABA #121000248 / Acct #4883615726
PAYMENTS@CONSTELLATION.COM

For Customer Care:

 Email GasCustomerCare@constellation.com
 Phone **(844) 200-3427**
 Website www.constellation.com
Total Amount Due \$23,559.84
Message Center

Thank you for being a Constellation customer!

SUMMARY CHARGES

■ Gas Supply Charges	\$19,723.83
■ Other Gas Related Charges	\$3,836.01
■ Taxes	\$0.00
■ Account Adjustments	\$0.00
Total New Charges	\$23,559.84

SITE DETAILS

 Irvington Gas Company, Inc.
 401 S 1st St, Irvington, KY 40146-7241
 LDC Account: SGT940
 Customer ID: RG-158576
Service for Feb-2023 - Actual

	Quantity	Rate	Amount
Gas Supply Charges			
Fixed Basis with Fixed Commodity Gas	1,706.00 Dth	\$3.10000	\$5,288.60
Fixed Basis with Fixed Commodity Gas	341.00 Dth	\$3.55000	\$1,210.55
Fixed Basis with Fixed Commodity Gas	4,088.00 Dth	\$3.23500	\$13,224.68
Subtotal Gas Supply Charges	6,135.00 Dth		\$19,723.83
Other Gas Related Charges			
Disbursement - Transport Commodity			\$3,836.01
Subtotal Other Gas Related Charges			\$3,836.01
Total Current Site Charges			\$23,559.84

Other Ways to Pay Your Bill

Energy Manager


 Manage your account at:
<https://energymanager.constellation.com>

Phone

 Call 844.309.7092 for our 24/7
 phone payment option

ACH/Wire

 Constellation NewEnergy-Gas Division, LLC
 Bank Name: Wells Fargo
 ACH ABA #121000248 / Acct #4883615726
 Wire ABA #121000248 / Acct #4883615726
PAYMENTS@CONSTELLATION.COM



Invoice Date: 04/12/23
Invoice Number: 3721671

Account ID: BG-170748
Due Date: 05/01/23

For Customer Care:

Email: GasCustomerCare@constellation.com
Phone: (844) 200-3427
Website: www.constellation.com

Total Amount Due \$10,649.04

Message Center

Thank you for being a Constellation customer!

SUMMARY CHARGES

■ Gas Supply Charges	\$6,858.00
■ Other Gas Related Charges	\$3,791.04
■ Taxes	\$0.00
■ Account Adjustments	\$0.00
Total New Charges	\$10,649.04

SITE DETAILS

Irvington Gas Company, Inc.
401 S 1st St, Irvington, KY 40146-7241
LDC Account: SGT940
Customer ID: RG-158576

Service for Mar-2023 - Actual

	Quantity	Rate	Amount
Gas Supply Charges			
Fixed Basis with Fixed Commodity Gas	1,800.00 Dth	\$3.10000	\$5,580.00
Fixed Basis with Fixed Commodity Gas	360.00 Dth	\$3.55000	\$1,278.00
Subtotal Gas Supply Charges	2,160.00 Dth		\$6,858.00
Other Gas Related Charges			
Disbursement - Transport Commodity			\$3,791.04
Subtotal Other Gas Related Charges			\$3,791.04
Total Current Site Charges			\$10,649.04

Other Ways to Pay Your Bill



Energy Manager

Manage your account at:
<https://energymanager.constellation.com>



Phone

Call 844.309.7092 for our 24/7
phone payment option



ACH/Wire

Constellation NewEnergy-Gas Division, LLC
Bank Name: Wells Fargo
ACH ABA #121000248 / Acct #4883615726
Wire ABA #121000248 / Acct #4883615726
PAYMENTS@CONSTELLATION.COM

For Customer Care:

 Email GasCustomerCare@constellation.com
 Phone **(844) 200-3427**
 Website www.constellation.com
Total Amount Due \$7,319.58
Message Center

Thank you for being a Constellation customer!

SUMMARY CHARGES

■ Gas Supply Charges	\$5,428.32
■ Other Gas Related Charges	\$1,891.26
■ Taxes	\$0.00
■ Account Adjustments	\$0.00
Total New Charges	\$7,319.58

SITE DETAILS

 Irvington Gas Company, Inc.
 401 S 1st St, Irvington, KY 40146-7241

LDC Account: SGT940

Customer ID: RG-158576

Service for Apr-2022 - Actual

	Quantity	Rate	Amount
Gas Supply Charges			
Fixed Basis with Fixed Commodity Gas	1,500.00 Dth	\$2.50000	\$3,750.00
Fixed Basis with Fixed Commodity Gas	550.00 Dth	\$3.10000	\$1,705.00
Buyback	-5.00 Dth	\$5.33600	-\$26.68
Subtotal Gas Supply Charges	2,045.00 Dth		\$5,428.32
Other Gas Related Charges			
Disbursement - Transport Commodity			\$1,891.26
Subtotal Other Gas Related Charges			\$1,891.26
Total Current Site Charges			\$7,319.58

Other Ways to Pay Your Bill

Energy Manager

 Manage your account at:
<https://energymanager.constellation.com>

Phone

 Call 844.309.7092 for our 24/7
 phone payment option

ACH/Wire

 Constellation NewEnergy-Gas Division, LLC
 Bank Name: Wells Fargo
 ACH ABA #121000248 / Acct #4883615726
 Wire ABA #121000248 / Acct #4883615726
 PAYMENTS@CONSTELLATION.COM


For Customer Care:

 Email GasCustomerCare@constellation.com
 Phone (844) 200-3427
 Website www.constellation.com
Total Amount Due \$6,778.94
Message Center

Thank you for being a Constellation customer!

PRD 6-21-22
SUMMARY CHARGES

■ Gas Supply Charges	\$5,532.50
■ Other Gas Related Charges	\$1,246.44
■ Taxes	\$0.00
■ Account Adjustments	\$0.00
Total New Charges	\$6,778.94

SITE DETAILS

 Irvington Gas Company, Inc.
 401 S 1st St, Irvington, KY 40146-7241
 LDC Account: SGT940
 Customer ID: RG-158576
Service for May-2022 - Actual

	Quantity	Rate	Amount
Gas Supply Charges			
Fixed Basis with Fixed Commodity Gas	1,500.00 Dth	\$2.50000	\$3,750.00
Fixed Basis with Fixed Commodity Gas	575.00 Dth	\$3.10000	\$1,782.50
Subtotal Gas Supply Charges	2,075.00 Dth		\$5,532.50
Other Gas Related Charges			
Disbursement - Transport Commodity			\$1,246.44
Subtotal Other Gas Related Charges			\$1,246.44
Total Current Site Charges			\$6,778.94

0100469 0000778 0000002 of 0000002 -CDI ml 4168 - P00469

Other Ways to Pay Your Bill

Energy Manager

 Manage your account at:
<https://energymanager.constellation.com>

Phone

 Call 844.309.7092 for our 24/7
 phone payment option

ACH/Wire

 Constellation NewEnergy-Gas Division, LLC
 Bank Name: Wells Fargo
 ACH ABA #121000248 / Acct #4883615726
 Wire ABA #121000248 / Acct #4883615726
 PAYMENTS@CONSTELLATION.COM



Invoice Date: **07/12/22**
 Invoice Number: **3515122**

Account ID: **BG-170748**
 Due Date: **07/29/22**

For Customer Care:

Email **GasCustomerCare@constellation.com**
 Phone **(844) 200-3427**
 Website **www.constellation.com**

Total Amount Due \$20,110.48

Message Center

Thank you for being a Constellation customer!

SUMMARY CHARGES

■ Gas Supply Charges	\$17,353.75
■ Other Gas Related Charges	\$2,756.73
■ Taxes	\$0.00
■ Account Adjustments	\$0.00
Total New Charges	\$20,110.48

SITE DETAILS

Irvington Gas Company, Inc.
401 S 1st St, Irvington, KY 40146-7241
 LDC Account: SGT940
 Customer ID: RG-158576
 Service for Jun-2022 - Actual

	Quantity	Rate	Amount
Gas Supply Charges			
Fixed Basis with Fixed Commodity Gas	1,500.00 Dth	\$2.50000	\$3,750.00
Fixed Basis with Fixed Commodity Gas	575.00 Dth	\$3.10000	\$1,782.50
Incremental Gas Costs	1,351.00 Dth	\$8.75000	\$11,821.25
Subtotal Gas Supply Charges	3,426.00 Dth		\$17,353.75
Other Gas Related Charges			
Disbursement - Transport Commodity			\$2,756.73
Subtotal Other Gas Related Charges			\$2,756.73
Total Current Site Charges			\$20,110.48

Other Ways to Pay Your Bill



Energy Manager

Manage your account at:
<https://energymanager.constellation.com>



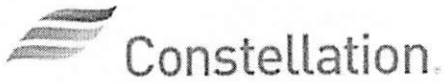
Phone

Call 844.309.7092 for our 24/7
 phone payment option



ACH/Wire

Constellation NewEnergy-Gas Division, LLC
 Bank Name: Wells Fargo
 ACH ABA #121000248 / Acct #4883615726
 Wire ABA #121000248 / Acct #4883615726
 PAYMENTS@CONSTELLATION.COM



Invoice Date: 08/10/22
Invoice Number: 3539321

Account ID: BG-170748
Due Date: 08/29/22

For Customer Care:

Email: GasCustomerCare@constellation.com
Phone: (844) 200-3427
Website: www.constellation.com

Total Amount Due \$10,102.23

Message Center

Thank you for being a Constellation customer!

SUMMARY CHARGES

■ Gas Supply Charges	\$8,234.38
■ Other Gas Related Charges	\$1,867.85
■ Taxes	\$0.00
■ Account Adjustments	\$0.00
Total New Charges	\$10,102.23

SITE DETAILS

Irvington Gas Company, Inc.
401 S 1st St, Irvington, KY 40146-7241
LDC Account: SGT940
Customer ID: RG-158576
Service for Jul-2022 - Actual

	Quantity	Rate	Amount
Gas Supply Charges			
Fixed Basis with Fixed Commodity Gas	1,500.00 Dth	\$2.50000	\$3,750.00
Fixed Basis with Fixed Commodity Gas	581.00 Dth	\$3.10000	\$1,801.10
Incremental Gas Costs	350.00 Dth	\$7.66650	\$2,683.28
Subtotal Gas Supply Charges	2,431.00 Dth		\$8,234.38
Other Gas Related Charges			
Disbursement - Transport Commodity			\$1,867.85
Subtotal Other Gas Related Charges			\$1,867.85
Total Current Site Charges			\$10,102.23

Other Ways to Pay Your Bill



Energy Manager

Manage your account at:
<https://energymanager.constellation.com>



Phone

Call 844.309.7092 for our 24/7 phone payment option



ACH/Wire

Constellation NewEnergy-Gas Division, LLC
Bank Name: Wells Fargo
ACH ABA #121000248 / Acct #4883615726
Wire ABA #121000248 / Acct #4883615726
PAYMENTS@CONSTELLATION.COM



Invoice Date: **09/13/22**
 Invoice Number: **3562461**

Account ID: **BG-170748**
 Due Date: **09/30/22**

For Customer Care:

Email GasCustomerCare@constellation.com
 Phone **(844) 200-3427**
 Website www.constellation.com

Total Amount Due \$6,650.99

Message Center

Thank you for being a Constellation customer!

SUMMARY CHARGES

■ Gas Supply Charges	\$5,455.00
■ Other Gas Related Charges	\$1,195.99
■ Taxes	\$0.00
■ Account Adjustments	\$0.00
Total New Charges	\$6,650.99

SITE DETAILS

Irvington Gas Company, Inc.
 401 S 1st St, Irvington, KY 40146-7241
 LDC Account: SGT940
 Customer ID: RG-158576

Service for Aug-2022 - Actual

	Quantity	Rate	Amount
Gas Supply Charges			
Fixed Basis with Fixed Commodity Gas	1,500.00 Dth	\$2.50000	\$3,750.00
Fixed Basis with Fixed Commodity Gas	550.00 Dth	\$3.10000	\$1,705.00
Subtotal Gas Supply Charges	2,050.00 Dth		\$5,455.00
Other Gas Related Charges			
Disbursement - Transport Commodity			\$1,195.99
Subtotal Other Gas Related Charges			\$1,195.99
Total Current Site Charges			\$6,650.99

Other Ways to Pay Your Bill



Energy Manager

Manage your account at:
<https://energymanager.constellation.com>



Phone

Call 844.309.7092 for our 24/7
 phone payment option



ACH/Wire

Constellation NewEnergy-Gas Division, LLC
 Bank Name: Wells Fargo
 ACH ABA #121000248 / Acct #4883615726
 Wire ABA #121000248 / Acct #4883615726
 PAYMENTS@CONSTELLATION.COM

For Customer Care:

 Email GasCustomerCare@constellation.com
 Phone (844) 200-3427
 Website www.constellation.com
Total Amount Due \$17,382.34
Message Center

Thank you for being a Constellation customer!

SUMMARY CHARGES	
■ Gas Supply Charges	\$15,300.15
■ Other Gas Related Charges	\$2,082.19
■ Taxes	\$0.00
■ Account Adjustments	\$0.00
Total New Charges	\$17,382.34

SITE DETAILS

 Irvington Gas Company, Inc.
 401 S 1st St, Irvington, KY 40146-7241

 LDC Account: SGT940
 Customer ID: RG-158576

Service for Sep-2022 - Actual

	Quantity	Rate	Amount
Gas Supply Charges			
Fixed Basis with Fixed Commodity Gas	1,500.00 Dth	\$2.50000	\$3,750.00
Fixed Basis with Fixed Commodity Gas	525.00 Dth	\$3.10000	\$1,627.50
Incremental Gas Costs	1,245.00 Dth	\$7.97000	\$9,922.65
Subtotal Gas Supply Charges	3,270.00 Dth		\$15,300.15
Other Gas Related Charges			
Disbursement - Transport Commodity			\$2,082.19
Subtotal Other Gas Related Charges			\$2,082.19
Total Current Site Charges			\$17,382.34

Other Ways to Pay Your Bill

Energy Manager

 Manage your account at:
<https://energymanager.constellation.com>

Phone

 Call 844.309.7092 for our 24/7
 phone payment option

ACH/Wire

 Constellation NewEnergy-Gas Division, LLC
 Bank Name: Wells Fargo
 ACH ABA #121000248 / Acct #4883615726
 Wire ABA #121000248 / Acct #4883615726
 PAYMENTS@CONSTELLATION.COM

For Customer Care:

 Email: GasCustomerCare@constellation.com
 Phone: (844) 200-3427
 Website: www.constellation.com
Total Amount Due \$28,522.35
Message Center

Thank you for being a Constellation customer!

SUMMARY CHARGES

■ Gas Supply Charges	\$23,845.75
■ Other Gas Related Charges	\$4,676.60
■ Taxes	\$0.00
■ Account Adjustments	\$0.00
Total New Charges	\$28,522.35

SITE DETAILS

 Irvington Gas Company, Inc.
 401 S 1st St, Irvington, KY 40146-7241
 LDC Account: SGT940
 Customer ID: RG-158576
 Service for Oct-2022 - Actual

	Quantity	Rate	Amount
Gas Supply Charges			
Fixed Basis with Fixed Commodity Gas	1,500.00 Dth	\$2.50000	\$3,750.00
Fixed Basis with Fixed Commodity Gas	538.00 Dth	\$3.10000	\$1,667.80
Fixed Basis with Fixed Commodity Gas	2,790.00 Dth	\$6.60500	\$18,427.95
Subtotal Gas Supply Charges	4,828.00 Dth		\$23,845.75
Other Gas Related Charges			
Disbursement - Transport Commodity			\$4,676.60
Subtotal Other Gas Related Charges			\$4,676.60
Total Current Site Charges			\$28,522.35

Other Ways to Pay Your Bill

Energy Manager

 Manage your account at:
<https://energymanager.constellation.com>

Phone

 Call 844.309.7092 for our 24/7
 phone payment option

ACH/Wire

 Constellation NewEnergy-Gas Division, LLC
 Bank Name: Wells Fargo
 ACH ABA #121000248 / Acct #4883615726
 Wire ABA #121000248 / Acct #4883615726
 PAYMENTS@CONSTELLATION.COM



Invoice Date: 12/12/22
Invoice Number: 3631423

Account ID: BG-170748
Due Date: 12/29/22

For Customer Care:

Email GasCustomerCare@constellation.com
Phone (844) 200-3427
Website www.constellation.com

Total Amount Due \$36,490.58

Message Center

Thank you for being a Constellation customer!

SUMMARY CHARGES

■ Gas Supply Charges	\$32,164.47
■ Other Gas Related Charges	\$4,326.11
■ Taxes	\$0.00
■ Account Adjustments	\$0.00
Total New Charges	\$36,490.58

SITE DETAILS

Irvington Gas Company, Inc.
401 S 1st St, Irvington, KY 40146-7241
LDC Account: SGT940
Customer ID: RG-158576
Service for Nov-2022 - Actual

	Quantity	Rate	Amount
Gas Supply Charges			
Fixed Basis with Fixed Commodity Gas	375.00 Dth	\$3.10000	\$1,162.50
Fixed Basis with Fixed Commodity Gas	975.00 Dth	\$3.55000	\$3,461.25
Fixed Basis with Fixed Commodity Gas	5,220.00 Dth	\$5.27600	\$27,540.72
Subtotal Gas Supply Charges	6,570.00 Dth		\$32,164.47
Other Gas Related Charges			
Disbursement - Transport Commodity			\$4,326.11
Subtotal Other Gas Related Charges			\$4,326.11
Total Current Site Charges			\$36,490.58

Other Ways to Pay Your Bill



Energy Manager

Manage your account at:
<https://energymanager.constellation.com>



Phone

Call 844.309.7092 for our 24/7
phone payment option



ACH/Wire

Constellation NewEnergy-Gas Division, LLC
Bank Name: Wells Fargo
ACH ABA #121000248 / Acct #4883615726
Wire ABA #121000248 / Acct #4883615726
PAYMENTS@CONSTELLATION.COM



Invoice Date: **01/12/23**
 Invoice Number: **3653204**

Account ID: **BG-170748**
 Due Date: **01/30/23**

For Customer Care:
 Email GasCustomerCare@constellation.com
 Phone **(844) 200-3427**
 Website www.constellation.com

Total Amount Due \$29,986.92

Message Center

Thank you for being a Constellation customer!

SUMMARY CHARGES	
■ Gas Supply Charges	\$24,288.75
■ Other Gas Related Charges	\$5,698.17
■ Taxes	\$0.00
■ Account Adjustments	\$0.00
Total New Charges	\$29,986.92

SITE DETAILS

Irvington Gas Company, Inc.
 401 S 1st St, Irvington, KY 40146-7241

LDC Account: SGT940
 Customer ID: RG-158576

Service for Dec-2022 - Actual

	Quantity	Rate	Amount
Gas Supply Charges			
Fixed Basis with Fixed Commodity Gas	375.00 Dth	\$3.10000	\$1,162.50
Fixed Basis with Fixed Commodity Gas	975.00 Dth	\$3.55000	\$3,461.25
Incremental Gas Costs	3,450.00 Dth	\$5.70000	\$19,665.00
Subtotal Gas Supply Charges	4,800.00 Dth		\$24,288.75
Other Gas Related Charges			
Disbursement - Transport Commodity			\$5,698.17
Subtotal Other Gas Related Charges			\$5,698.17
Total Current Site Charges			\$29,986.92

Other Ways to Pay Your Bill



Energy Manager

Manage your account at:
<https://energymanager.constellation.com>



Phone

Call 844.309.7092 for our 24/7
 phone payment option



ACH/Wire

Constellation NewEnergy-Gas Division, LLC
 Bank Name: Wells Fargo
 ACH ABA #121000248 / Acct #4883615726
 Wire ABA #121000248 / Acct #4883615726
 PAYMENTS@CONSTELLATION.COM