

**COMMONWEALTH OF KENTUCKY  
BEFORE THE PUBLIC SERVICE COMMISSION**

In the Matter of:

THE APPLICATION OF )  
NEW CINGULAR WIRELESS PCS, LLC, )  
A DELAWARE LIMITED LIABILITY COMPANY, )  
D/B/A AT&T MOBILITY )  
AND VB 500 II, LLC, A DELAWARE )  
LIMITED LIABILITY COMPANY )  
FOR ISSUANCE OF A CERTIFICATE OF PUBLIC ) CASE NO.: 2023-00116  
CONVENIENCE AND NECESSITY TO CONSTRUCT )  
A WIRELESS COMMUNICATIONS FACILITY )  
IN THE COMMONWEALTH OF KENTUCKY )  
IN THE COUNTY OF MONTGOMERY )

SITE NAME: SPRUCE CREEK

\* \* \* \* \*

**APPLICANTS’ RESPONSE TO COMMISSION’S DATA REQUEST**

New Cingular Wireless PCS, LLC, a Delaware limited liability company, d/b/a AT&T Mobility and VB 500 II, LLC, a Delaware limited liability company (“Applicants”), by counsel, hereby file this Response to the Kentucky Public Service Commission’s (“PSC”) April 28, 2023, Data Request filed in the above referenced case.

Applicants have made a good faith effort to provide the relevant landowners notice of the within application in compliance with 807 KAR 5:063 Section 1 (l). Attached as **Exhibit J-1** are the returned signed green cards Applicants have received to date. A returned signed green card or returned undeliverable letter for one landowner has not yet been received, despite being dispatched on the even date of the filling of the within application.<sup>1</sup> Once that signed green cards or returned

---

<sup>1</sup> Applicants are still awaiting the signed green card/returned undeliverable letter for Parcel #: 049-60-00-050.00L2.

undeliverable letter is received, Applicants will supplement the record accordingly.

Notice letters for three of the landowners required to receive notice of the within application were returned as undeliverable last week. Those returned letters are also attached as **Exhibit J-1**. In accordance with 807 KAR 5:063 Section 1 (l), Applicants relied upon the Montgomery County Property Valuation Administration's ("PVA") records to determine the appropriate addresses to notify landowners of the filing of the within application. Attached as **Exhibit J-2** are the Montgomery County PVA records for landowners required to receive notice of the application pursuant to 807 KAR 5:063 Section 1 (l). Following receipt of the returned letters, Applicants began searching for alternative addresses to provide these landowners with actual notice of the filing of the within application. If viable alternative addresses are identified, Applicants will supplement the record accordingly.

The PSC's Data Request here departs from the PSC's historical proceedings on wireless communication facility applications. This departure has the potential to result in unnecessary delays that will deprive area residents of the communications services desperately needed in this area of Montgomery County. It can take months before notice letters are received and signed green cards returned to Applicants. Further, it is not unusual for landowners to refuse notice, despite being correctly addressed. Occasionally, the PVA records are inaccurate and there is no reasonable means of determining the correct address for a landowner. If the PSC reads 807 KAR 5:001E to require Applicants to produce signed green cards for every landowner required to receive notice under 807 KAR 5:063 Section 1 (l), compliance with this requirement could be impossible. The U.S. Postal Service does not guarantee that a sender of a

Certified Mail will receive a green card signed by the addressee. In which case, the strict application of this requirement could constitute a prohibition of service, which is illegal under the federal Telecommunications Act of 1996. Dispatch of the notice letters by certified mail return receipt requested, in conjunction with placement of the notice signs and the publication of a notice advertisement in a newspaper of general circulation within the county should be sufficient to constitute constructive notice of the application. Nothing more should be required for the PSC to complete its deliberations and issue an Order for the requested Certificate of Public Convenience and Necessity.

Respectfully submitted,



---

David A. Pike  
Pike Legal Group, PLLC  
1578 Highway 44 East, Suite 6  
P. O. Box 369  
Shepherdsville, KY 40165-0369  
Telephone: (502) 955-4400  
Telefax: (502) 543-4410  
Email: [dpike@pikelegal.com](mailto:dpike@pikelegal.com)  
Attorney for Applicants

## **LIST OF EXHIBITS**

- J-1 - Signed Certified Green Receipts & Returned Undelivered Letters
- J-2 - Montgomery County PVA Records

**EXHIBIT J-1**

**SIGNED CERTIFIED GREEN RECEIPTS & RETURNED  
UNDELIVERED LETTERS**

**SENDER: COMPLETE THIS SECTION**

- Complete items 1, 2, and 3.
- Print your name and address on the reverse so that we can return the card to you.
- Attach this card to the back of the mailpiece, or on the front if space permits.

Article Addressed to:  
**MALONEY CHRIS & JESSICA**  
**665 PINE HILL RD**  
**JEFFERSONVILLE, KY 40337**



9590 9402 7926 2305 8787 79

2. Article Number (Transfer from service label)

7022 3330 0000 4290 3161

PS Form 3811, July 2020 PSN 7530-02-000-9053

Domestic Return Receipt

**COMPLETE THIS SECTION ON DELIVERY**

- A. Signature  
 *Chris Malone*  Agent  
 Addressee
- B. Received by (Printed Name)  
*Chris Malone*
- C. Date of Delivery  
*4/14/23*
- D. Is delivery address different from item 1?  Yes  
 If YES, enter delivery address below:  No

3. Service Type
- |  |   |
|--|---|
| <input type="checkbox"/> Adult Signature                               | <input type="checkbox"/> Priority Mail Express®                     |
| <input type="checkbox"/> Adult Signature Restricted Delivery           | <input type="checkbox"/> Registered Mail™                           |
| <input checked="" type="checkbox"/> Certified Mail®                    | <input type="checkbox"/> Registered Mail Restricted Delivery        |
| <input type="checkbox"/> Certified Mail Restricted Delivery            | <input type="checkbox"/> Signature Confirmation™                    |
| <input type="checkbox"/> Collect on Delivery                           | <input type="checkbox"/> Signature Confirmation Restricted Delivery |
| <input type="checkbox"/> Collect on Delivery Restricted Delivery       |   |
| <input type="checkbox"/> Insured Mail (over \$500)                     |   |
| <input type="checkbox"/> Insured Mail Restricted Delivery (over \$500) |   |



**SENDER: COMPLETE THIS SECTION**

- Complete items 1, 2, and 3.
- Print your name and address on the reverse so that we can return the card to you.
- Attach this card to the back of the mailpiece, or on the front if space permits.

1. Article Addressed to:

**CHRIS HADDIX**  
**COUNTY JUDGE EXECUTIVE**  
**44 WEST MAIN STREET**  
**MOUNT STERLING, KY 40353**



9590 9402 7926 2305 8787 86

2. Article Number (Transfer from service label)

7022 3330 0000 4290 3154

PS Form 3811, July 2020 PSN 7530-02-000-9053

Domestic Return Receipt

**COMPLETE THIS SECTION ON DELIVERY**

- A. Signature  
 *Chris Haddix*  Agent  
 Addressee
- B. Received by (Printed Name)  
*Chris Haddix*
- C. Date of Delivery  
*4-14-23*
- D. Is delivery address different from item 1?  Yes  
 If YES, enter delivery address below:  No

3. Service Type
- |  |   |
|--|---|
| <input type="checkbox"/> Adult Signature                               | <input type="checkbox"/> Priority Mail Express®                     |
| <input type="checkbox"/> Adult Signature Restricted Delivery           | <input type="checkbox"/> Registered Mail™                           |
| <input checked="" type="checkbox"/> Certified Mail®                    | <input type="checkbox"/> Registered Mail Restricted Delivery        |
| <input type="checkbox"/> Certified Mail Restricted Delivery            | <input type="checkbox"/> Signature Confirmation™                    |
| <input type="checkbox"/> Collect on Delivery                           | <input type="checkbox"/> Signature Confirmation Restricted Delivery |
| <input type="checkbox"/> Collect on Delivery Restricted Delivery       |   |
| <input type="checkbox"/> Insured Mail (over \$500)                     |   |
| <input type="checkbox"/> Insured Mail Restricted Delivery (over \$500) |   |

**SENDER: COMPLETE THIS SECTION**

- Complete items 1, 2, and 3.
- Print your name and address on the reverse so that we can return the card to you.
- Attach this card to the back of the mailpiece, or on the front if space permits.

1. Article Addressed to:

**LEE MICHAEL D**  
**250 CUNNINGHAM RD**  
**JEFFERSONVILLE, KY 40337**



9590 9402 7926 2305 8787 62

2. Article Number (Transfer from service label)

7022 3330 0000 4290 3178


PS Form 3811, July 2020 PSN 7530-02-000-9053

Domestic Return Receipt

**COMPLETE THIS SECTION ON DELIVERY**

- A. Signature  
 *Michael Lee*  Agent  
 Addressee
- B. Received by (Printed Name)  
*Michael Lee*
- C. Date of Delivery  
*4-14-23*
- D. Is delivery address different from item 1?  Yes  
 If YES, enter delivery address below:  No

3. Service Type
- |  |   |
|--|---|
| <input type="checkbox"/> Adult Signature                               | <input type="checkbox"/> Priority Mail Express®                     |
| <input type="checkbox"/> Adult Signature Restricted Delivery           | <input type="checkbox"/> Registered Mail™                           |
| <input checked="" type="checkbox"/> Certified Mail®                    | <input type="checkbox"/> Registered Mail Restricted Delivery        |
| <input type="checkbox"/> Certified Mail Restricted Delivery            | <input type="checkbox"/> Signature Confirmation™                    |
| <input type="checkbox"/> Collect on Delivery                           | <input type="checkbox"/> Signature Confirmation Restricted Delivery |
| <input type="checkbox"/> Collect on Delivery Restricted Delivery       |   |
| <input type="checkbox"/> Insured Mail (over \$500)                     |   |
| <input type="checkbox"/> Insured Mail Restricted Delivery (over \$500) |   |


SENDER: COMPLETE THIS SECTION	COMPLETE THIS SECTION ON DELIVERY
<ul style="list-style-type: none"> <li>Complete items 1, 2, and 3.</li> <li>Print your name and address on the reverse so that we can return the card to you.</li> <li>Attach this card to the back of the mailpiece, or on the front if space permits.</li> </ul>	<p>A. Signature  <input checked="" type="checkbox"/> Sue Terry <input type="checkbox"/> Agent  <input checked="" type="checkbox"/> Addressee</p> <p>B. Received by (Printed Name)            Sue Terry</p> <p>C. Date of Delivery            04/15/23</p> <p>D. Is delivery address different from item 1? <input type="checkbox"/> Yes            If YES, enter delivery address below: <input checked="" type="checkbox"/> No</p>
<p>1. Article Addressed to:</p> <p><b>TERRY MARK ANTHONY &amp;            JANICE SUE TERRY            745 PINE HILL RD            JEFFERSONVILLE, KY 40337</b></p>	
<p>2. Article Number (Transfer from service label)            7022 3330 0000 4290 3185</p>	
<p>PS Form 3811, July 2020 PSN 7530-02-000-9053 Domestic Return Receipt</p>	

SENDER: COMPLETE THIS SECTION	COMPLETE THIS SECTION ON DELIVERY
<ul style="list-style-type: none"> <li>Complete items 1, 2, and 3.</li> <li>Print your name and address on the reverse so that we can return the card to you.</li> <li>Attach this card to the back of the mailpiece, or on the front if space permits.</li> </ul>	<p>A. Signature  <input checked="" type="checkbox"/> Jennifer Davis <input type="checkbox"/> Agent  <input checked="" type="checkbox"/> Addressee</p> <p>B. Received by (Printed Name)            Jennifer Davis</p> <p>C. Date of Delivery            4-14-23</p> <p>D. Is delivery address different from item 1? <input type="checkbox"/> Yes            If YES, enter delivery address below: <input type="checkbox"/> No</p>
<p>1. Article Addressed to:</p> <p><b>DAVIS BRIAN            1223 PINE HILL RD            JEFFERSONVILLE, KY 40337</b></p>	
<p>2. Article Number (Transfer from service label)            7022 3330 0000 4290 3208</p>	
<p>PS Form 3811, July 2020 PSN 7530-02-000-9053 Domestic Return Receipt</p>	

SENDER: COMPLETE THIS SECTION	COMPLETE THIS SECTION ON DELIVERY
<ul style="list-style-type: none"> <li>Complete items 1, 2, and 3.</li> <li>Print your name and address on the reverse so that we can return the card to you.</li> <li>Attach this card to the back of the mailpiece, or on the front if space permits.</li> </ul>	<p>A. Signature  <input checked="" type="checkbox"/> Chris Hart <input type="checkbox"/> Agent  <input checked="" type="checkbox"/> Addressee</p> <p>B. Received by (Printed Name)            Chris Hart</p> <p>C. Date of Delivery            4-18-23</p> <p>D. Is delivery address different from item 1? <input type="checkbox"/> Yes            If YES, enter delivery address below: <input checked="" type="checkbox"/> No</p>
<p>1. Article Addressed to:</p> <p><b>HART CHRISTOPHER &amp; CRYSTAL            1269 PINE HILL RD            JEFFERSONVILLE, KY 40337</b></p>	
<p>2. Article Number (Transfer from service label)            7022 3330 0000 4290 3215</p>	
<p>PS Form 3811, July 2020 PSN 7530-02-000-9053 Domestic Return Receipt</p>	

SENDER: COMPLETE THIS SECTION	COMPLETE THIS SECTION ON DELIVERY
<ul style="list-style-type: none"> <li>Complete items 1, 2, and 3.</li> <li>Print your name and address on the reverse so that we can return the card to you.</li> <li>Attach this card to the back of the mailpiece, or on the front if space permits.</li> </ul>	<p>A. Signature  <input checked="" type="checkbox"/> </p> <p><input type="checkbox"/> Agent  <input type="checkbox"/> Addressee</p>
<p>1. Article Addressed to:</p> <p>BENTLEY LLOYD M &amp; HAZEL (TRUST)          % WELLS FARGO HOME MORTGAGE          PO BOX 14506          DES MOINES, IA 50306</p>	<p>B. Received by (Printed Name)</p> <p>C. Date of Delivery</p>
<p>2. Article Number (Transfer from service label)</p> <p>7022 3330 0000 4290 3253</p>	<p>D. Is delivery address different from item 1? <input type="checkbox"/> Yes          If YES, enter delivery address below: <input type="checkbox"/> No</p>
 9590 9402 7926 2305 8786 87	<p>3. Service Type</p> <p><input type="checkbox"/> Adult Signature  <input type="checkbox"/> Adult Signature Restricted Delivery  <input checked="" type="checkbox"/> Certified Mail®  <input type="checkbox"/> Certified Mail Restricted Delivery  <input type="checkbox"/> Collect on Delivery  <input type="checkbox"/> Collect on Delivery Restricted Delivery  <input type="checkbox"/> Registered Mail Express®  <input type="checkbox"/> Registered Mail™  <input type="checkbox"/> Registered Mail Restricted Delivery  <input type="checkbox"/> Signature Confirmation™  <input type="checkbox"/> Signature Confirmation Restricted Delivery</p>

PS Form 3811, July 2020 PSN 7530-02-000-9053 Domestic Return Receipt

SENDER: COMPLETE THIS SECTION	COMPLETE THIS SECTION ON DELIVERY
<ul style="list-style-type: none"> <li>Complete items 1, 2, and 3.</li> <li>Print your name and address on the reverse so that we can return the card to you.</li> <li>Attach this card to the back of the mailpiece, or on the front if space permits.</li> </ul>	<p>A. Signature  <input checked="" type="checkbox"/> </p> <p><input type="checkbox"/> Agent  <input type="checkbox"/> Addressee</p>
<p>1. Article Addressed to:</p> <p>BENTLEY STEVEN          416 CUNNINGHAM LN          JEFFERSONVILLE, KY 40337</p>	<p>B. Received by (Printed Name)          Steven Bentley</p> <p>C. Date of Delivery          4-15-23</p>
<p>2. Article Number (Transfer from service label)</p> <p>7022 3330 0000 4290 3260</p>	<p>D. Is delivery address different from item 1? <input type="checkbox"/> Yes          If YES, enter delivery address below: <input type="checkbox"/> No</p>
 9590 9402 7926 2305 8786 70	<p>3. Service Type</p> <p><input type="checkbox"/> Adult Signature  <input type="checkbox"/> Adult Signature Restricted Delivery  <input checked="" type="checkbox"/> Certified Mail®  <input type="checkbox"/> Certified Mail Restricted Delivery  <input type="checkbox"/> Collect on Delivery  <input type="checkbox"/> Collect on Delivery Restricted Delivery  <input type="checkbox"/> Priority Mail Express®  <input type="checkbox"/> Registered Mail™  <input type="checkbox"/> Registered Mail Restricted Delivery  <input type="checkbox"/> Signature Confirmation™  <input type="checkbox"/> Signature Confirmation Restricted Delivery</p>

PS Form 3811, July 2020 PSN 7530-02-000-9053 Domestic Return Receipt

SENDER: COMPLETE THIS SECTION	COMPLETE THIS SECTION ON DELIVERY
<ul style="list-style-type: none"> <li>Complete items 1, 2, and 3.</li> <li>Print your name and address on the reverse so that we can return the card to you.</li> <li>Attach this card to the back of the mailpiece, or on the front if space permits.</li> </ul>	<p>A. Signature  <input checked="" type="checkbox"/> </p> <p><input type="checkbox"/> Agent  <input type="checkbox"/> Addressee</p>
<p>1. Article Addressed to:</p> <p>LEROUX JANINE N &amp;          JOHN E VAN ETEN          395 CUNNINGHAM LN          JEFFERSONVILLE, KY 40337</p>	<p>B. Received by (Printed Name)</p> <p>C. Date of Delivery</p>
<p>2. Article Number (Transfer from service label)</p> <p>7022 3330 0000 4290 3222</p>	<p>D. Is delivery address different from item 1? <input type="checkbox"/> Yes          If YES, enter delivery address below: <input type="checkbox"/> No</p>
 9590 9402 7926 2305 8787 17	<p>3. Service Type</p> <p><input type="checkbox"/> Adult Signature  <input type="checkbox"/> Adult Signature Restricted Delivery  <input checked="" type="checkbox"/> Certified Mail®  <input type="checkbox"/> Certified Mail Restricted Delivery  <input type="checkbox"/> Collect on Delivery  <input type="checkbox"/> Collect on Delivery Restricted Delivery  <input type="checkbox"/> Priority Mail Express®  <input type="checkbox"/> Registered Mail™  <input type="checkbox"/> Registered Mail Restricted Delivery  <input type="checkbox"/> Signature Confirmation™  <input type="checkbox"/> Signature Confirmation Restricted Delivery</p>

PS Form 3811, July 2020 PSN 7530-02-000-9053 Domestic Return Receipt



**SENDER: COMPLETE THIS SECTION**

- Complete items 1, 2, and 3.
- Print your name and address on the reverse so that we can return the card to you.
- Attach this card to the back of the mailpiece, or on the front if space permits.

1. Article Addressed to:

BAKER ELWOOD  
15 CUNNINGHAM RD  
JEFFERSONVILLE, KY 40337



9590 9402 7926 2305 8786 63

2. Article Number (Transfer from service label)

7022 3330 0000 4290 3277

PS Form 3811, July 2020 PSN 7530-02-000-9053

Domestic Return Receipt

**COMPLETE THIS SECTION ON DELIVERY**

A. Signature

X *Tim E Baker*  Agent  
 Addressee

B. Received by (Printed Name)

*Elwood Baker*

C. Date of Delivery

*4-17-23*

D. Is delivery address different from item 1?  Yes

If YES, enter delivery address below:  No

3. Service Type

- Adult Signature
- Adult Signature Restricted Delivery
- Certified Mail®
- Certified Mail Restricted Delivery
- Collect on Delivery
- Collect on Delivery Restricted Delivery
- Insured Mail
- Insured Mail Restricted Delivery (over \$500)
- Priority Mail Express®
- Registered Mail™
- Registered Mail Restricted Delivery
- Signature Confirmation™
- Signature Confirmation Restricted Delivery

**SENDER: COMPLETE THIS SECTION**

- Complete items 1, 2, and 3.
- Print your name and address on the reverse so that we can return the card to you.
- Attach this card to the back of the mailpiece, or on the front if space permits.

1. Article Addressed to:

BAKER ELWOOD  
15 CUNNINGHAM RD  
JEFFERSONVILLE, KY 40337



9590 9402 7926 2305 8786 94

2. Article Number (Transfer from service label)

7022 3330 0000 4290 3246

PS Form 3811, July 2020 PSN 7530-02-000-9053

Domestic Return Receipt

**COMPLETE THIS SECTION ON DELIVERY**

A. Signature

X *Tim E Baker*  Agent  
 Addressee

B. Received by (Printed Name)

*Elwood Baker*

C. Date of Delivery

*4-17-23*

D. Is delivery address different from item 1?  Yes

If YES, enter delivery address below:  No

3. Service Type

- Adult Signature
- Adult Signature Restricted Delivery
- Certified Mail®
- Certified Mail Restricted Delivery
- Collect on Delivery
- Collect on Delivery Restricted Delivery
- Insured Mail
- Insured Mail Restricted Delivery (over \$500)
- Priority Mail Express®
- Registered Mail™
- Registered Mail Restricted Delivery
- Signature Confirmation™
- Signature Confirmation Restricted Delivery

**SENDER: COMPLETE THIS SECTION**

- Complete items 1, 2, and 3.
- Print your name and address on the reverse so that we can return the card to you.
- Attach this card to the back of the mailpiece, or on the front if space permits.

1. Article Addressed to:

LOVINS LORA ANN  
490 PINE HILL SPUR  
JEFFERSONVILLE, KY 40337



9590 9402 7926 2305 8786 56

2. Article Number (Transfer from service label)

7022 3330 0000 4290 3284

PS Form 3811, July 2020 PSN 7530-02-000-9053

Domestic Return Receipt

**COMPLETE THIS SECTION ON DELIVERY**

A. Signature

X *Lora Lovins*  Agent  
 Addressee

B. Received by (Printed Name)

*Lora Lovins*

C. Date of Delivery

*4-17-23*

D. Is delivery address different from item 1?  Yes

If YES, enter delivery address below:  No

3. Service Type

- Adult Signature
- Adult Signature Restricted Delivery
- Certified Mail®
- Certified Mail Restricted Delivery
- Collect on Delivery
- Collect on Delivery Restricted Delivery
- Insured Mail
- Insured Mail Restricted Delivery (over \$500)
- Priority Mail Express®
- Registered Mail™
- Registered Mail Restricted Delivery
- Signature Confirmation™
- Signature Confirmation Restricted Delivery

**SENDER: COMPLETE THIS SECTION**

- Complete items 1, 2, and 3.
- Print your name and address on the reverse so that we can return the card to you.
- Attach this card to the back of the mailpiece, or on the front if space permits.

1. Article Addressed to:  
**BROOKS MINNIE &  
 JENNIFER WATKINS  
 640 PINE HILL RD  
 JEFFERSONVILLE, KY 40337**



9590 9402 7926 2305 8786 49

2. Article Number (Transfer from service label)

7022 3330 0000 4290 3291

**COMPLETE THIS SECTION ON DELIVERY**

A. Signature  Agent  
 Addressee  
*Jennifer Watkins*  
 B. Received by (Printed Name) *Jennifer Watkins*  
 C. Date of Delivery *4-19-23*  
 D. Is delivery address different from item 1?  Yes  
 If YES, enter delivery address below:  No

3. Service Type  
 Adult Signature  
 Adult Signature Restricted Delivery  
 Certified Mail®  
 Certified Mail Restricted Delivery  
 Collect on Delivery  
 Collect on Delivery Restricted Delivery  
 Registered Mail™  
 Registered Mail Restricted Delivery  
 Signature Confirmation™  
 Signature Confirmation Restricted Delivery  
 Priority Mail Express®  
 Registered Mail™  
 Registered Mail Restricted Delivery  
 Signature Confirmation™  
 Signature Confirmation Restricted Delivery

PS Form 3811, July 2020 PSN 7530-02-000-9053

Domestic Return Receipt

**SENDER: COMPLETE THIS SECTION**

- Complete items 1, 2, and 3.
- Print your name and address on the reverse so that we can return the card to you.
- Attach this card to the back of the mailpiece, or on the front if space permits.

1. Article Addressed to:  
**LAWSON LORETTA  
 670 PINE HILL RD  
 JEFFERSONVILLE, KY 40337**



9590 9402 7926 2305 8786 32

2. Article Number (Transfer from service label)

7022 3330 0000 4290 3307

**COMPLETE THIS SECTION ON DELIVERY**

A. Signature  Agent  
 Addressee  
*Loretta Lawson*  
 B. Received by (Printed Name) *Loretta Lawson*  
 C. Date of Delivery *4-19-23*  
 D. Is delivery address different from item 1?  Yes  
 If YES, enter delivery address below:  No

3. Service Type  
 Adult Signature  
 Adult Signature Restricted Delivery  
 Certified Mail®  
 Certified Mail Restricted Delivery  
 Collect on Delivery  
 Collect on Delivery Restricted Delivery  
 Registered Mail™  
 Registered Mail Restricted Delivery  
 Signature Confirmation™  
 Signature Confirmation Restricted Delivery  
 Priority Mail Express®  
 Registered Mail™  
 Registered Mail Restricted Delivery  
 Signature Confirmation™  
 Signature Confirmation Restricted Delivery

PS Form 3811, July 2020 PSN 7530-02-000-9053

Domestic Return Receipt

**SENDER: COMPLETE THIS SECTION**

- Complete items 1, 2, and 3.
- Print your name and address on the reverse so that we can return the card to you.
- Attach this card to the back of the mailpiece, or on the front if space permits.

1. Article Addressed to:  
**LAWSON LORETTA &  
 ROY CLINE  
 670 PINE HILL RD  
 JEFFERSONVILLE, KY 40337**



9590 9402 7926 2305 8786 18

2. Article Number (Transfer from service label)

7022 3330 0000 4290 3321

**COMPLETE THIS SECTION ON DELIVERY**

A. Signature  Agent  
 Addressee  
*Loretta Lawson*  
 B. Received by (Printed Name) *Loretta Lawson*  
 C. Date of Delivery *4-19-23*  
 D. Is delivery address different from item 1?  Yes  
 If YES, enter delivery address below:  No

3. Service Type  
 Adult Signature  
 Adult Signature Restricted Delivery  
 Certified Mail®  
 Certified Mail Restricted Delivery  
 Collect on Delivery  
 Collect on Delivery Restricted Delivery  
 Registered Mail™  
 Registered Mail Restricted Delivery  
 Signature Confirmation™  
 Signature Confirmation Restricted Delivery  
 Priority Mail Express®  
 Registered Mail™  
 Registered Mail Restricted Delivery  
 Signature Confirmation™  
 Signature Confirmation Restricted Delivery

PS Form 3811, July 2020 PSN 7530-02-000-9053

Domestic Return Receipt

**SENDER: COMPLETE THIS SECTION**

- Complete items 1, 2, and 3.
- Print your name and address on the reverse so that we can return the card to you.
- Attach this card to the back of the mailpiece, or on the front if space permits.

1. Article Addressed to:

BUSH JOHN M & JULIA A  
740 PINE HILL RD  
JEFFERSONVILLE, KY 40337



9590 9402 7926 2305 8786 01

2. Article Number (Transfer from service label)

7022 3330 0000 4290 3338

PS Form 3811, July 2020 PSN 7530-02-000-9053

**COMPLETE THIS SECTION ON DELIVERY**

A. Signature

X *John M Bush*  Agent  Add'l see

B. Received by (Printed Name)

*John Bush*

C. Date of Delivery

*4-14-23*

D. Is delivery address different from item 1?  Yes  No

If YES, enter delivery address below:  Yes  No

3. Service Type

- Adult Signature
- Adult Signature Restricted Delivery
- Certified Mail®
- Certified Mail Restricted Delivery
- Collect on Delivery
- Collect on Delivery Restricted Delivery
- Insured Mail
- Insured Mail Restricted Delivery (over \$500)
- Priority Mail Express®
- Registered Mail™
- Registered Mail Restricted Delivery
- Signature Confirmation™
- Signature Confirmation Restricted Delivery

**SENDER: COMPLETE THIS SECTION**

- Complete items 1, 2, and 3.
- Print your name and address on the reverse so that we can return the card to you.
- Attach this card to the back of the mailpiece, or on the front if space permits.

1. Article Addressed to:

HALL CHARLES E (EST) & JEAN  
475 PINE HILL RD  
JEFFERSONVILLE, KY 40337



9590 9402 7926 2305 8785 95

2. Article Number (Transfer from service label)

7022 3330 0000 4290 3345

PS Form 3811, July 2020 PSN 7530-02-000-9053

**COMPLETE THIS SECTION ON DELIVERY**

A. Signature

*Kenita Hall*  Agent  Add'l

B. Received by (Printed Name)

*Kenita Hall*

C. Date of Delivery

*4-15-23*

D. Is delivery address different from item 1?  Yes  No

If YES, enter delivery address below:  Yes  No

3. Service Type

- Adult Signature
- Adult Signature Restricted Delivery
- Certified Mail®
- Certified Mail Restricted Delivery
- Collect on Delivery
- Collect on Delivery Restricted Delivery
- Insured Mail
- Insured Mail Restricted Delivery (over \$500)
- Priority Mail Express®
- Registered Mail™
- Registered Mail Restricted Delivery
- Signature Confirmation™
- Signature Confirmation Restricted Delivery



**CERTIFIED MAIL**



7022 3330 0000 4290 3352



1578 Highway 44 East, Suite 6  
P.O. Box 369  
Shepherdsville, KY 40165-0369

*5/9*

*414  
4/18  
24/29*

40337-995800

40165-0369

LOUISVILLE KY 400

12 APR 2023 PM 2 L

FIRST-CLASS



US POSTAGE



ZIP 40165 \$ 008.10<sup>00</sup>  
02 7H  
0006034260 APR 12 2023

CONKRIGHT PAMELA G &  
JEFFREY ALLEN CONKRIGHT  
1400 HWY 599  
JEFFERSONVILLE, KY 40337





1578 Highway 44 East, Suite 6  
P.O. Box 369  
Shepherdsville, KY 40165-0369

5/9

CERTIFIED MAIL




7022 3330 0000 4290 3239

LOUISVILLE KY 400

12 APR 2023 PM 2 L

FIRST-CLASS



US POSTAGE W/PITNEY BOWES



ZIP 40165 \$ 008.10<sup>00</sup>  
02 TH 0006034260 APR 12 2023

STRANGE HAROLD(EST) &  
MARTHA (EST)  
35 CUNNINGHAM LN  
JEFFERSONVILLE, KY 40337

4-14  
4/15  
ret 4/29

40337-973835  
LTC  
40165>0369



1578 Highway 44 East, Suite 6  
P.O. Box 369  
Shepherdsville, KY 40165-0369

5/9

CERTIFIED MAIL



7022 3330 0000 4290 3192

LOUISVILLE KY 400

12 APR 2023 PM 2 L

FIRST-CLASS



US POSTAGE W/PITNEY BOWES




ZIP 40165 \$ 008.10<sup>00</sup>  
02 TH 0006034260 APR 12 2023

DAVIS MICHAEL SCOTT  
% DONALD & PRISCILLA DAVIS  
116 LOVELY LN  
JEFFERSONVILLE, KY 40337

4-14  
4/18  
ret 4/29

40337-942716  
LTC  
40165>0369



**EXHIBIT J-2**

**MONTGOMERY COUNTY PVA RECORDS**

**Summary**

**Parcel Number** 049-60-00-034.00  
**Account Number** 648346  
**Location Address** PINE HILL RD 665  
**Description** PINE HILL RD/FARM/MH/BLDGS  
(Note: Not to be used on legal documents)  
**Class** Farm  
**Tax District** 00 County  
**Rate Per Thousand** 10.7500

[View Map](#)



**Owner**

**Primary Owner**  
 MALONEY CHRIS & JESSICA  
 665 PINE HILL RD  
 JEFFERSONVILLE, KY 40337

**Land Characteristics**

<b>Condition</b>	Average	<b>Topography</b>	Level
<b>Plat Book/Page</b>		<b>Drainage</b>	
<b>Subdivision</b>		<b>Flood Hazard</b>	None
<b>Lot</b>		<b>Zoning</b>	
<b>Block</b>		<b>Electric</b>	No
<b>Acres</b>	53.00	<b>Water</b>	Yes
<b>Front</b>	0	<b>Gas</b>	No
<b>Depth</b>	0	<b>Sewer</b>	No
<b>Lot Size</b>	0x0	<b>Road</b>	Secondary
<b>Lot Sq Ft</b>	0	<b>Sidewalks</b>	Rural
<b>Shape</b>		<b>Information Source</b>	

The Montgomery County Assessor's Office makes every effort to produce the most accurate information possible. No warranties, expressed or implied, are provided for the data herein, its use or interpretation.

[User Privacy Policy](#)  
[GDPR Privacy Notice](#)

Developed by 

[Last Data Upload: 4/3/2023, 6:12:52 PM](#)

Version 2.3.254

**Summary**

**Parcel Number** 049-60-00-033.01  
**Account Number** 648080  
**Location Address** CUNNINGHAM LN 250  
**Description** PINE HILL RD 1 AC LOT & 2010 16 X 68 MH  
(Note: Not to be used on legal documents)  
**Class** Mobile Home  
**Tax District** 00 County  
**Rate Per Thousand** 10.7500

[View Map](#)



**Owner**

**Primary Owner**  
 LEE MICHAEL D  
 250 CUNNINGHAM RD  
 JEFFERSONVILLE, KY 40337

**Land Characteristics**

<b>Condition</b>	Fair	<b>Topography</b>	Rolling
<b>Plat Book/Page</b>		<b>Drainage</b>	
<b>Subdivision</b>		<b>Flood Hazard</b>	
<b>Lot</b>		<b>Zoning</b>	
<b>Block</b>		<b>Electric</b>	Yes
<b>Acres</b>	1.00	<b>Water</b>	Yes
<b>Front</b>	0	<b>Gas</b>	No
<b>Depth</b>	0	<b>Sewer</b>	No
<b>Lot Size</b>	0x0	<b>Road</b>	Secondary
<b>Lot Sq Ft</b>	0	<b>Sidewalks</b>	Rural
<b>Shape</b>		<b>Information Source</b>	

The Montgomery County Assessor's Office makes every effort to produce the most accurate information possible. No warranties, expressed or implied, are provided for the data herein, its use or interpretation.

[User Privacy Policy](#)  
[GDPR Privacy Notice](#)

Developed by 

[Last Data Upload: 4/3/2023, 6:12:52 PM](#)

Version 2.3.254

**Summary**

Parcel Number 049-60-00-035.00  
 Account Number 13268  
 Location Address PINE HILL RD 745  
 Description PINE HILL RD/5 AC & 2006 60X32 MH  
 (Note: Not to be used on legal documents)  
 Class Mobile Home  
 Tax District 00 County  
 Rate Per Thousand 10.7500

[View Map](#)



**Owner**

Primary Owner  
 TERRY MARK ANTHONY &  
 JANICE SUE TERRY  
 745 PINE HILL RD  
 JEFFERSONVILLE, KY 40337

**Land Characteristics**

Condition	Average	Topography	Level
Plat Book/Page		Drainage	
Subdivision		Flood Hazard	None
Lot		Zoning	
Block		Electric	No
Acres	5.00	Water	Yes
Front	0	Gas	No
Depth	0	Sewer	No
Lot Size	0x0	Road	Secondary
Lot Sq Ft	0	Sidewalks	Rural
Shape		Information Source	

The Montgomery County Assessor's Office makes every effort to produce the most accurate information possible. No warranties, expressed or implied, are provided for the data herein, its use or interpretation.

[User Privacy Policy](#)  
[GDPR Privacy Notice](#)

Developed by  


Last Data Upload: 4/3/2023, 6:12:52 PM

Version 2.3.254



**Summary**

Parcel Number 049-00-00-015.00  
 Account Number 3605  
 Location Address PINE HILL RD 1225  
 Description PINE HILL RD FARM & 2006 16X56 MH/METAL  
 (Note: Not to be used on legal documents)  
 Class Farm  
 Tax District 00 County  
 Rate Per Thousand 10.7500

[View Map](#)



**Owner**

Primary Owner  
 DAVIS MICHAEL SCOTT  
 % DONALD & PRISCILLA DAVIS  
 116 LOVELY LN  
 JEFFERSONVILLE, KY 40337

**Land Characteristics**

Condition	Fair	Topography	Level
Plat Book/Page		Drainage	
Subdivision		Flood Hazard	None
Lot		Zoning	
Block		Electric	No
Acres	16.13	Water	No
Front	0	Gas	No
Depth	0	Sewer	No
Lot Size	0x0	Road	Secondary
Lot Sq Ft	0	Sidewalks	Rural
Shape		Information Source	

The Montgomery County Assessor's Office makes every effort to produce the most accurate information possible. No warranties, expressed or implied, are provided for the data herein, its use or interpretation.

[User Privacy Policy](#)  
[GDPR Privacy Notice](#)

Developed by  


Last Data Upload: [4/3/2023, 6:12:52 PM](#)

Version 2.3.254

**Summary**

Parcel Number 049-00-00-015.00L1  
 Account Number 641234  
 Location Address PINE HILL RD 1223  
 Description 1999 14X70 MOBILE HOME  
 (Note: Not to be used on legal documents)  
 Class Mobile Home  
 Tax District 00 County  
 Rate Per Thousand 10.7500

Map Not Available



**Owner**

Primary Owner  
[DAVIS BRIAN](#)  
 1223 PINE HILL RD  
 JEFFERSONVILLE, KY 40337-

**Land Characteristics**

Condition	Fair	Topography	Level
Plat Book/Page		Drainage	
Subdivision		Flood Hazard	
Lot		Zoning	
Block		Electric	No
Acres	0.00	Water	No
Front	0	Gas	No
Depth	0	Sewer	No
Lot Size	0x0	Road	Secondary
Lot Sq Ft	0	Sidewalks	Rural
Shape		Information Source	

The Montgomery County Assessor's Office makes every effort to produce the most accurate information possible. No warranties, expressed or implied, are provided for the data herein, its use or interpretation.

[User Privacy Policy](#)  
[GDPR Privacy Notice](#)

Developed by  


[Last Data Upload: 4/3/2023, 6:12:52 PM](#)

Version 2.3.254

**Summary**

Parcel Number 049-00-00-015.00L2  
 Account Number 641236  
 Location Address PINE HILL RD 1269  
 Description 1993 28X60 MOBILE HOME  
 (Note: Not to be used on legal documents)  
 Class Mobile Home  
 Tax District 00 County  
 Rate Per Thousand 10.7500

Map Not Available



**Owner**

Primary Owner  
 HART CHRISTOPHER & CRYSTAL  
 1269 PINE HILL RD  
 JEFFERSONVILLE, KY 40337-

**Land Characteristics**

Condition	Fair	Topography	Level
Plat Book/Page		Drainage	
Subdivision		Flood Hazard	
Lot		Zoning	
Block		Electric	No
Acres	0.00	Water	No
Front	0	Gas	No
Depth	0	Sewer	No
Lot Size	0x0	Road	Secondary
Lot Sq Ft	0	Sidewalks	Rural
Shape		Information Source	

The Montgomery County Assessor's Office makes every effort to produce the most accurate information possible. No warranties, expressed or implied, are provided for the data herein, its use or interpretation.

[User Privacy Policy](#)  
[GDPR Privacy Notice](#)

Developed by  


[Last Data Upload: 4/3/2023, 6:12:52 PM](#)

Version 2.3.254

**Summary**

Parcel Number 050-00-00-065.00  
 Account Number 1177  
 Location Address CUNNINGHAM LN 420  
 Description CUNNINGHAM LN FARM & 1997 28X56 MH  
 (Note: Not to be used on legal documents)  
 Class Farm  
 Tax District 00 County  
 Rate Per Thousand 10.7500

[View Map](#)



**Owner**

Primary Owner  
 BENTLEY LLOYD M & HAZEL (TRUST)  
 % WELLS FARGO HOME MORTGAGE  
 PO BOX 14506  
 DES MOINES, IA 50306-

**Land Characteristics**

Condition	Fair	Topography	Level
Plat Book/Page		Drainage	
Subdivision		Flood Hazard	
Lot		Zoning	
Block		Electric	No
Acres	13.90	Water	No
Front	0	Gas	No
Depth	0	Sewer	No
Lot Size	0x0	Road	Secondary
Lot Sq Ft	0	Sidewalks	Rural
Shape		Information Source	

The Montgomery County Assessor's Office makes every effort to produce the most accurate information possible. No warranties, expressed or implied, are provided for the data herein, its use or interpretation.

[User Privacy Policy](#)  
[GDPR Privacy Notice](#)

Developed by  


Last Data Upload: [4/3/2023, 6:12:52 PM](#)

Version 2.3.254

### Summary

**Parcel Number** 050-00-00-065.00L1  
**Account Number** 642044  
**Location Address** CUNNINGHAM LN 416  
**Description** 1999 14X68 CLAYTON MH ONLY  
*(Note: Not to be used on legal documents)*  
**Class** Mobile Home  
**Tax District** 00 County  
**Rate Per Thousand** 10.7500

Map Not Available

### Owner

**Primary Owner**  
BENTLEY STEVEN  
416 CUNNINGHAM LN  
JEFFERSONVILLE, KY 40337-

### Land Characteristics

<b>Condition</b>		<b>Topography</b>	
<b>Plat Book/Page</b>		<b>Drainage</b>	
<b>Subdivision</b>		<b>Flood Hazard</b>	
<b>Lot</b>		<b>Zoning</b>	
<b>Block</b>		<b>Electric</b>	No
<b>Acres</b>	0.00	<b>Water</b>	No
<b>Front</b>	0	<b>Gas</b>	No
<b>Depth</b>	0	<b>Sewer</b>	No
<b>Lot Size</b>	0x0	<b>Road</b>	
<b>Lot Sq Ft</b>	0	<b>Sidewalks</b>	
<b>Shape</b>		<b>Information Source</b>	

The Montgomery County Assessor's Office makes every effort to produce the most accurate information possible. No warranties, expressed or implied, are provided for the data herein, its use or interpretation.

[User Privacy Policy](#)  
[GDPR Privacy Notice](#)

Developed by  
 Schneider  
GEOSPATIAL

[Last Data Upload: 5/13/2023, 8:33:26 AM](#)

Version 3.1.8

**Summary**

**Parcel Number** 050-00-00-064.00  
**Account Number** 7929  
**Location Address** CUNNINGHAM LN 395  
**Description** CUNNINGHAM LN FARM/BARNS & HOUSE & GARAG  
(Note: Not to be used on legal documents)  
**Class** Farm  
**Tax District** 00 County  
**Rate Per Thousand** 10.7500

[View Map](#)



**Owner**

**Primary Owner**  
 LEROUX JANINE N &  
 JOHN E VAN ETTEN  
 395 CUNNINGHAM LN  
 JEFFERSONVILLE, KY 40337

**Land Characteristics**

<b>Condition</b>	Average	<b>Topography</b>	Level
<b>Plat Book/Page</b>		<b>Drainage</b>	
<b>Subdivision</b>		<b>Flood Hazard</b>	None
<b>Lot</b>		<b>Zoning</b>	
<b>Block</b>		<b>Electric</b>	No
<b>Acres</b>	75.29	<b>Water</b>	Yes
<b>Front</b>	0	<b>Gas</b>	No
<b>Depth</b>	0	<b>Sewer</b>	No
<b>Lot Size</b>	0x0	<b>Road</b>	Secondary
<b>Lot Sq Ft</b>	0	<b>Sidewalks</b>	Rural
<b>Shape</b>		<b>Information Source</b>	

The Montgomery County Assessor's Office makes every effort to produce the most accurate information possible. No warranties, expressed or implied, are provided for the data herein, its use or interpretation.

[User Privacy Policy](#)  
[GDPR Privacy Notice](#)

Developed by 

[Last Data Upload: 4/3/2023, 6:12:52 PM](#)

Version 2.3.254

**Summary**

**Parcel Number** 049-60-00-032.00  
**Account Number** 12936  
**Location Address** CUNNINGHAM LN 35  
**Description** CUNNINGHAM LN APPROX 1 AC & HOUSE  
(Note: Not to be used on legal documents)  
**Class** Residential  
**Tax District** 00 County  
**Rate Per Thousand** 10.7500

[View Map](#)



**Owner**

**Primary Owner**  
 STRANGE HAROLD(EST) & MARTHA (EST)  
 35 CUNNINGHAM LN  
 JEFFERSONVILLE, KY 40337

**Land Characteristics**

<b>Condition</b>	Average	<b>Topography</b>	Level
<b>Plat Book/Page</b>		<b>Drainage</b>	
<b>Subdivision</b>		<b>Flood Hazard</b>	None
<b>Lot</b>		<b>Zoning</b>	
<b>Block</b>		<b>Electric</b>	No
<b>Acres</b>	1.00	<b>Water</b>	No
<b>Front</b>	0	<b>Gas</b>	No
<b>Depth</b>	0	<b>Sewer</b>	No
<b>Lot Size</b>	0x0	<b>Road</b>	Secondary
<b>Lot Sq Ft</b>	0	<b>Sidewalks</b>	Rural
<b>Shape</b>		<b>Information Source</b>	

The Montgomery County Assessor's Office makes every effort to produce the most accurate information possible. No warranties, expressed or implied, are provided for the data herein, its use or interpretation.

[User Privacy Policy](#)  
[GDPR Privacy Notice](#)

Developed by 

[Last Data Upload: 4/3/2023, 6:12:52 PM](#)

Version 2.3.254

**Summary**

Parcel Number 049-60-00-031.00  
 Account Number 748  
 Location Address CUNNINGHAM LN 15  
 Description CUNNINGHAM LN 0.429 ACRES & 95 14X70 MH  
 (Note: Not to be used on legal documents)  
 Class Mobile Home  
 Tax District 00 County  
 Rate Per Thousand 10.7500

[View Map](#)



**Owner**

Primary Owner  
 BAKER ELWOOD  
 15 CUNNINGHAM RD  
 JEFFERSONVILLE, KY 40337.

**Land Characteristics**

Condition	Fair	Topography	Level
Plat Book/Page		Drainage	
Subdivision		Flood Hazard	None
Lot		Zoning	
Block		Electric	No
Acres	429.00	Water	No
Front	0	Gas	No
Depth	0	Sewer	No
Lot Size	0x0	Road	Secondary
Lot Sq Ft	0	Sidewalks	Rural
Shape		Information Source	

The Montgomery County Assessor's Office makes every effort to produce the most accurate information possible. No warranties, expressed or implied, are provided for the data herein, its use or interpretation.

[User Privacy Policy](#)  
[GDPR Privacy Notice](#)

Developed by  


[Last Data Upload: 4/3/2023, 6:12:52 PM](#)

Version 2.3.254



**Summary**

**Parcel Number** 049-60-00-015.00  
**Account Number** 651578  
**Location Address** PINE HILL SPUR 490  
**Description** PINE HILL SPUR RD/2.4 ACS/2008 MH/GAR  
(Note: Not to be used on legal documents)  
**Class** Mobile Home  
**Tax District** 00 County  
**Rate Per Thousand** 10.7500

[View Map](#)



**Owner**

**Primary Owner**  
[LOVINS LORA ANN](#)  
 490 PINE HILL SPUR  
 JEFFERSONVILLE, KY 40337

**Land Characteristics**

<b>Condition</b>	Fair	<b>Topography</b>	Steep
<b>Plat Book/Page</b>		<b>Drainage</b>	
<b>Subdivision</b>		<b>Flood Hazard</b>	None
<b>Lot</b>		<b>Zoning</b>	
<b>Block</b>		<b>Electric</b>	No
<b>Acres</b>	2.44	<b>Water</b>	No
<b>Front</b>	0	<b>Gas</b>	No
<b>Depth</b>	0	<b>Sewer</b>	No
<b>Lot Size</b>	0x0	<b>Road</b>	Secondary
<b>Lot Sq Ft</b>	0	<b>Sidewalks</b>	Rural
<b>Shape</b>		<b>Information Source</b>	

The Montgomery County Assessor's Office makes every effort to produce the most accurate information possible. No warranties, expressed or implied, are provided for the data herein, its use or interpretation.

[User Privacy Policy](#)  
[GDPR Privacy Notice](#)

Developed by 

[Last Data Upload: 4/3/2023, 6:12:52 PM](#)

Version 2.3.254

**Summary**

Parcel Number 049-60-00-051.00  
 Account Number 1629  
 Location Address PINE HILL RD 640  
 Description PINE HILL RD/1 ACRE/MH WITH ADDTION  
 (Note: Not to be used on legal documents)  
 Class Mobile Home  
 Tax District 00 County  
 Rate Per Thousand 10.7500

[View Map](#)



**Owner**

Primary Owner  
 BROOKS MINNIE &  
 JENNIFER WATKINS  
 640 PINE HILL RD  
 JEFFERSONVILLE, KY 40337

**Land Characteristics**

Condition	Fair	Topography	Level
Plat Book/Page		Drainage	
Subdivision		Flood Hazard	None
Lot		Zoning	
Block		Electric	No
Acres	1.00	Water	No
Front	0	Gas	No
Depth	0	Sewer	No
Lot Size	0x0	Road	Secondary
Lot Sq Ft	0	Sidewalks	Rural
Shape		Information Source	

The Montgomery County Assessor's Office makes every effort to produce the most accurate information possible. No warranties, expressed or implied, are provided for the data herein, its use or interpretation.

[User Privacy Policy](#)  
[GDPR Privacy Notice](#)

Developed by  


Last Data Upload: [4/3/2023, 6:12:52 PM](#)

Version 2.3.254

**Summary**

Parcel Number 049-60-00-050.00  
 Account Number 7812  
 Location Address PINE HILL RD 670  
 Description PINE HILL RD APPROX 1.5 ACS/2 MOB HO  
 (Note: Not to be used on legal documents)  
 Class Mobile Home  
 Tax District 00 County  
 Rate Per Thousand 10.7500

[View Map](#)



**Owner**

Primary Owner  
[LAWSON LORETTA](#)  
 670 PINE HILL RD  
 JEFFERSONVILLE, KY 40337

**Land Characteristics**

Condition	Fair	Topography	Rolling
Plat Book/Page		Drainage	
Subdivision		Flood Hazard	None
Lot		Zoning	
Block		Electric	No
Acres	1.10	Water	No
Front	0	Gas	No
Depth	0	Sewer	No
Lot Size	0x0	Road	Secondary
Lot Sq Ft	0	Sidewalks	Rural
Shape		Information Source	

The Montgomery County Assessor's Office makes every effort to produce the most accurate information possible. No warranties, expressed or implied, are provided for the data herein, its use or interpretation.

[User Privacy Policy](#)  
[GDPR Privacy Notice](#)

Developed by  


[Last Data Upload: 4/3/2023, 6:12:52 PM](#)

Version 2.3.254

**Summary**

Parcel Number 049-60-00-050.00L1  
 Account Number 9800  
 Location Address PINE HILL RD 670  
 Description 1989 16X70 MOBILE HOME ONLY  
 (Note: Not to be used on legal documents)  
 Class Mobile Home  
 Tax District 00 County  
 Rate Per Thousand 10.7500

Map Not Available



**Owner**

Primary Owner  
[MURPHY JOETTA](#)  
 670 PINE HILL RD  
 JEFFERSONVILLE, KY 40337

**Land Characteristics**

Condition	Fair	Topography	Level
Plat Book/Page		Drainage	
Subdivision		Flood Hazard	None
Lot		Zoning	
Block		Electric	No
Acres	0.00	Water	No
Front	0	Gas	No
Depth	0	Sewer	No
Lot Size	0x0	Road	Secondary
Lot Sq Ft	0	Sidewalks	Rural
Shape		Information Source	

The Montgomery County Assessor's Office makes every effort to produce the most accurate information possible. No warranties, expressed or implied, are provided for the data herein, its use or interpretation.

[User Privacy Policy](#)  
[GDPR Privacy Notice](#)

Developed by  


[Last Data Upload: 4/3/2023, 6:12:52 PM](#)

Version 2.3.254

**Summary**

Parcel Number 049-60-00-050.00L2  
 Account Number 7813  
 Location Address PINE HILL RD 680  
 Description 1980'S 14X70 MOBILE HOME ONLY  
 (Note: Not to be used on legal documents)  
 Class Mobile Home  
 Tax District 00 County  
 Rate Per Thousand 10.7500

Map Not Available



**Owner**

Primary Owner  
[LAWSON LORETTA & ROY CLINE](#)  
 670 PINE HILL RD  
 JEFFERSONVILLE, KY 40337

**Land Characteristics**

Condition	Fair	Topography	Rolling
Plat Book/Page		Drainage	
Subdivision		Flood Hazard	
Lot		Zoning	
Block		Electric	No
Acres	0.00	Water	No
Front	0	Gas	No
Depth	0	Sewer	No
Lot Size	0x0	Road	Secondary
Lot Sq Ft	0	Sidewalks	Rural
Shape		Information Source	

The Montgomery County Assessor's Office makes every effort to produce the most accurate information possible. No warranties, expressed or implied, are provided for the data herein, its use or interpretation.

[User Privacy Policy](#)  
[GDPR Privacy Notice](#)

Developed by  


Last Data Upload: 4/3/2023, 6:12:52 PM

Version 2.3.254

**Summary**

**Parcel Number** 049-60-00-049.00  
**Account Number** 649045  
**Location Address** PINE HILL RD 740  
**Description** 740 PINE HILL RD HOUSE & 6.7 ACS/METAL G  
(Note: Not to be used on legal documents)  
**Class** Residential  
**Tax District** 00 County  
**Rate Per Thousand** 10.7500

[View Map](#)



**Owner**

**Primary Owner**  
 BUSH JOHN M & JULIA A  
 740 PINE HILL RD  
 JEFFERSONVILLE, KY 40337

**Land Characteristics**

<b>Condition</b>	Average	<b>Topography</b>	Rolling
<b>Plat Book/Page</b>		<b>Drainage</b>	
<b>Subdivision</b>		<b>Flood Hazard</b>	None
<b>Lot</b>		<b>Zoning</b>	
<b>Block</b>		<b>Electric</b>	No
<b>Acres</b>	6.70	<b>Water</b>	Yes
<b>Front</b>	0	<b>Gas</b>	No
<b>Depth</b>	0	<b>Sewer</b>	No
<b>Lot Size</b>	0x0	<b>Road</b>	Secondary
<b>Lot Sq Ft</b>	0	<b>Sidewalks</b>	Rural
<b>Shape</b>		<b>Information Source</b>	

The Montgomery County Assessor's Office makes every effort to produce the most accurate information possible. No warranties, expressed or implied, are provided for the data herein, its use or interpretation.

[User Privacy Policy](#)  
[GDPR Privacy Notice](#)

Developed by 

[Last Data Upload: 4/3/2023, 6:12:52 PM](#)

Version 2.3.254

**Summary**

Parcel Number 049-60-00-014.00  
 Account Number 5617  
 Location Address PINE HILL RD 475  
 Description PINE HILL RD HOUSE & 1.75 ACRES  
 (Note: Not to be used on legal documents)  
 Class Residential  
 Tax District 00 County  
 Rate Per Thousand 10.7500

[View Map](#)



**Owner**

Primary Owner  
 HALL CHARLES E (EST) & JEAN  
 475 PINE HILL RD  
 JEFFERSONVILLE, KY 40337

**Land Characteristics**

Condition	Fair	Topography	Level
Plat Book/Page		Drainage	
Subdivision		Flood Hazard	None
Lot		Zoning	
Block		Electric	No
Acres	1.75	Water	No
Front	0	Gas	No
Depth	0	Sewer	No
Lot Size	0x0	Road	Secondary
Lot Sq Ft	0	Sidewalks	Rural
Shape		Information Source	

The Montgomery County Assessor's Office makes every effort to produce the most accurate information possible. No warranties, expressed or implied, are provided for the data herein, its use or interpretation.

[User Privacy Policy](#)  
[GDPR Privacy Notice](#)

Developed by  


[Last Data Upload: 5/13/2023, 8:33:26 AM](#)

Version 3.1.8

**Summary**

**Parcel Number** 049-00-00-014.00  
**Account Number** 2923  
**Location Address** HWY 599 1400  
**Description** HWY 599 RD FARM & HOUSE  
(Note: Not to be used on legal documents)  
**Class** Farm  
**Tax District** 00 County  
**Rate Per Thousand** 10.7500

[View Map](#)



**Owner**

**Primary Owner**  
 CONKRIGHT PAMELA G &  
 JEFFREY ALLEN CONKRIGHT  
 1400 HWY 599  
 JEFFERSONVILLE, KY 40337

**Land Characteristics**

<b>Condition</b>	Fair	<b>Topography</b>	Rolling
<b>Plat Book/Page</b>		<b>Drainage</b>	
<b>Subdivision</b>		<b>Flood Hazard</b>	None
<b>Lot</b>		<b>Zoning</b>	
<b>Block</b>		<b>Electric</b>	No
<b>Acres</b>	165.00	<b>Water</b>	No
<b>Front</b>	0	<b>Gas</b>	No
<b>Depth</b>	0	<b>Sewer</b>	No
<b>Lot Size</b>	0x0	<b>Road</b>	2 Lane
<b>Lot Sq Ft</b>	0	<b>Sidewalks</b>	Rural
<b>Shape</b>		<b>Information Source</b>	

The Montgomery County Assessor's Office makes every effort to produce the most accurate information possible. No warranties, expressed or implied, are provided for the data herein, its use or interpretation.

[User Privacy Policy](#)  
[GDPR Privacy Notice](#)

Developed by  


[Last Data Upload: 4/3/2023, 6:12:52 PM](#)

Version 2.3.254