

PURCHASED WATER ADJUSTMENT FOR
WATER DISTRICTS AND WATER ASSOCIATIONS
(807 KAR 5:068)

Name of Utility	Nicholas County Water District	
Date	March 22, 2023	
Address	1639 Old Paris Pike	
City, State, Zip	Carlisle	KY
Telephone Number	859-289-3157	
Email Address	ncwd@bellsouth.net	

1.a. Name of all wholesale suppliers and the base (current) rate and changed rate of each. In the event the water purchased is billed by the supplier on a rate that is not a flat rate schedule, the entire rate schedule must be shown. Attach additional sheets if necessary.

Supplier(s)	Base Rate	Changed Rate
Western Fleming City of Carlisle	2.14	2.19
Kentucky American	4.532	4.532
Buffalo Trail	3.72	3.79

1.b. A copy of the supplier's notice of the changed rate showing the effective date of the increase is attached as Exhibit A

2. Twelve-month period upon which the purchased water adjustment is based. (This twelve-month period must end within 90 days of this filing).

From	March 2022	through	February 2023
	(month and year)		(month and year)

3. Statement of water purchases. Where water is purchased from more than one supplier, purchases from each supplier must be shown separately. If water is purchased through a declining block rate schedule, purchases for each month must be shown. Attach an additional sheet if necessary.


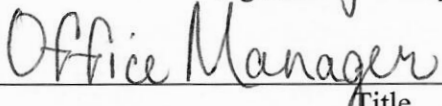
Supplier(s)	Gallons Purchased during 12 month period
Western Fleming	64,806,100
City of Carlisle	70,470,300
Kentucky American	692,800
Buffalo Trail	9,614,430
TOTAL PURCHASES	145,583,630
4. Total gallons sold for the 12 month period	
	97,022,444
5. Increased water cost	
3,913	
The increased water cost is the cost difference between purchases at base (current rate) and purchases at new rate. The calculation and all supporting documents used to determine the change in purchased water costs sufficient to determine the accuracy of the calculation is attached as Exhibit B	
6. Purchased water adjustment factor	
	.04
The purchased water adjustment factor is obtained by dividing the increased cost of water by the total gallons sold.	
Note: The purchased water adjustment factor is added to each thousand gallons sold. If the minimum usage is 2,000 gallons then the purchased water adjustment factor would be added to the minimum bill twice.	
7. A schedule listing the current and proposed rates is attached as Exhibit C	
8. A copy of the resolution or other document of the utility's governing body authorizing the proposed rates is attached as Exhibit D	
9. Proposed effective date	
	February 24, 2023
Note:	
 Signature of Utility Officer	
 Title	

Exhibit A

APPENDIX B

APPENDIX TO AN ORDER OF THE KENTUCKY PUBLIC SERVICE
COMMISSION IN CASE NO. 2023-00026 DATED FEB 24 2023

Monthly Water Rates

5/8" x 3/4" Meter

First 1,000 Gallons	\$17.50 Minimum Bill
Next 4,000 Gallons	0.00785 Per Gallon
Next 5,000 Gallons	0.00582 Per Gallon
Over 10,000 Gallons	0.00531 Per Gallon

3/4" Meter

First 5,000 Gallons	\$48.88 Minimum Bill
Next 5,000 Gallons	0.00582 Per Gallon
Over 10,000 Gallons	0.00531 Per Gallon

1" Meter

First 10,000 Gallons	\$77.96 Minimum Bill
Over 10,000 Gallons	0.00531 Per Gallon

1 1/2" Meter

First 15,000 Gallons	\$104.49 Minimum Bill
Over 15,000 Gallons	0.00531 Per Gallon

2" Meter

First 20,000 Gallons	\$131.02 Minimum Bill
Over 20,000 Gallons	0.00531 Per Gallon

Wholesale Rates

Mt. Olivet Water Company	\$0.00311 Per Gallon
Nicholas County Water District	\$0.00379 Per Gallon

FOR Western Fleming County
Community, Town or City

P.S.C. KY. NO. 2
4th Revised SHEET NO. 4

Western Fleming County Water District
(Name of Utility)

CANCELLING P.S.C. KY. NO. 1
3rd Revised SHEET NO. 4

Monthly Water Rates

ALL METERS

First 1,000 gallons	\$19.07 Minimum Bill	(I)
Next 6,000 gallons	\$0.01053 Per Gallon	↓
Next 3,000 gallons	\$0.00866 Per Gallon	
Over 10,000 gallons	\$0.00693 Per Gallon	

Multiple Connections

1 Connection 1,000 Gallons	\$19.07 Minimum Bill	↓
2 Connections 2,000 Gallons	\$38.14 Minimum Bill	
3 Connections 3,000 Gallons	\$57.21 Minimum Bill	
4 Connections 4,000 Gallons	\$76.28 Minimum Bill	
5 Connections 5,000 Gallons	\$95.35 Minimum Bill	
6 Connections 6,000 Gallons	\$114.42 Minimum Bill	

Water Loss Reduction Surcharge \$1.46 per customer (N)

Wholesale Rates \$0.00219 Per Gallon (I)

DATE OF ISSUE October 5, 2022
Month / Date / Year

DATE EFFECTIVE October 5, 2022
Month / Date / Year

ISSUED BY /s/ Vernon Barton
(Signature of Officer)

TITLE Chairman

BY AUTHORITY OF ORDER OF THE PUBLIC SERVICE COMMISSION
IN CASE NO. 2022-00406 DATE October 5, 2022

Exhibit B

	New Rate	Base Rate
Western Fleming Water District		
Purchase in gallons	64,806,100	64,806,100
Volumetric Rate	2.19	2.14
	\$ 141,925	\$ 138,685
City of Carlisle		
Purchase in gallons	70,470,300	70,470,300
Volumetric Rate	no change	no change
Total		
Ky American		
Purchase in gallons	692,800	692,800
Volumetric Rate	no change	no change
Buffalo Trail		
Purchase in gallons	9,614,430	9,614,430
Volumetric Rate	3.79	3.72
	\$ 36,439	\$ 35,766
Increased Water Cost	\$ 3,913	
Divided by gals. sold/1,000	97,022	
Purchased Water Adj. Factor	\$ 0.040	

or \$.04 per 1,000 Gallons

Exhibit C

Current Rates			Proposed Rates				
<u>Minimum Bills Based on Meter Size</u>			<u>Minimum Bills Based on Meter Size</u>				
Meter Size	Gals. Incl'd. in Minimum	Minimum Monthly Bill	Meter Size	Gals. Incl'd. in Minimum	Minimum Monthly Bill	Dollar Increase	Percent Increase
5/8x3/4 inch	1,000	\$ 16.98	5/8x3/4 inch	1,000	\$ 17.02	\$ 0.04	0.24
1 inch	3,000	\$ 34.02	1 inch	3,000	\$ 34.14	\$ 0.12	0.35
1 1/2 inch	5,000	\$ 48.28	1 1/2 inch	5,000	\$ 48.48	\$ 0.20	0.41
2 inch	10,000	\$ 77.61	2 inch	10,000	\$ 78.01	\$ 0.40	0.52
3 inch	15,000	\$ 104.44	3 inch	15,000	\$ 105.04	\$ 0.60	0.57
4 inch	25,000	\$ 158.12	4 inch	25,000	\$ 159.12	\$ 1.00	0.63
<u>Wholesale Rate Per 1,000 Gallons</u>			<u>Wholesale Rate Per 1,000 Gallons</u>				
Harrison County Water Association \$ 3.79			Harrison County Water Association \$ 3.83 \$ 0.04 1.06				
<u>Rates for Water Usage in Addition to Minimum</u>			<u>Rates for Water Usage in Addition to Minimum</u>				
No. of Gallons per Month		Charge per 1,000 gals.	No. of Gallons per Month		Charge per 1,000 gals.		
First 1,000 Gallons (lump sum)		\$ 16.98	First 1,000 Gallons (lump sum)		\$ 17.02	\$ 0.04	0.24
Next 2,000 Gallons		\$ 8.51	Next 2,000 Gallons		\$ 8.55	\$ 0.04	0.47
Next 2,000 Gallons		\$ 7.13	Next 2,000 Gallons		\$ 7.17	\$ 0.04	0.56
Next 5,000 Gallons		\$ 5.86	Next 5,000 Gallons		\$ 5.90	\$ 0.04	0.68
Next 15,000 Gallons		\$ 5.37	Over 15,000 Gallons		\$ 5.41	\$ 0.04	0.74
Over 25,000 Gallons		\$ 5.11	Over 25,000 Gallons		\$ 5.15	\$ 0.04	0.78

Exhibit D

FOR Nicholas County WD & Sharpsburg WD
Area Served

P.S.C. KY. NO. 1

1st Revised SHEET NO. 1

CANCELLING P.S.C. KY. NO. 1

Original SHEET NO. 1

City of Carlisle
(Name of Municipal Utility)

RATES & CHARGES

MONTHLY WHOLESALE WATER RATE:

Nicholas County Water District & Sharpsburg Water District


First 1,000 gallons	\$14.91	Minimum Bill	(I)
Next 4,000 gallons	0.00508	per gallon	↓
Next 5,000 gallons	0.00392	per gallon	
Next 5,000 gallons	0.00273	per gallon	
Next 10,000 gallons	0.00253	per gallon	
Next 25,000 gallons	0.00210	per gallon	
Over 50,000 gallons	0.00202	per gallon	

DATE OF ISSUE April 18, 2022

Month / Date / Year

DATE EFFECTIVE March 29, 2022

Month / Date / Year

ISSUED BY 
(Signature of Officer)

TITLE Counsel to City of Carlisle

BY AUTHORITY OF ORDER OF THE PUBLIC SERVICE COMMISSION

IN CASE NO. 2021-00382 DATED March 29, 2022

KENTUCKY
PUBLIC SERVICE COMMISSION

Linda C. Bridwell
Executive Director



EFFECTIVE

3/29/2022

PURSUANT TO 807 KAR 5:011 SECTION 9 (1)