


**PHASE 12
WATER SYSTEM IMPROVEMENTS
CONTRACT 1-WATER MAIN REPLACEMENT**

**CONTRACT DOCUMENTS AND
SPECIFICATIONS**

FOR

NICHOLAS COUNTY WATER DISTRICT

August, 2022



222 East Main Street, Ste. 1 • Georgetown, KY 40324

TABLE OF CONTENTS
 NICHOLAS COUNTY WATER DISTRICT
 PHASE 12 WATER SYSTEM IMPROVEMENTS – CONTRACT 1 WATER MAIN REPLACEMENT

PAGE

DIVISION 00 – PROCUREMENT & CONTRACTING REQUIREMENTS

SECTION 001113 – ADVERTISEMENT FOR BIDS.....1-2
 SECTION 002113 – INSTRUCTIONS TO BIDDERS1-9
 SECTION 002000 – FEDERAL WAGE RATES.....1-15

PROCUREMENT FORMS AND SUPPLEMENTS

SECTION 004100 – BID FORM.....1-5
 SECTION 004313 – BID BOND.....1-3
 SECTION 004400 – RD COMPLIANCE STATEMENT.....1-2
 SECTION 004500 – RD CERTIFICATION FOR CONTRACTS, GRANTS, AND LOANS.....1
 SECTION 004513 – QUALIFICATION STATEMENT1-8
 SECTION 004513 – QUALIFICATION STATEMENT – SCHEDULE A & B1-4
 SECTION 004600 – RD CERTIFICATION REGARDING DEBARMENT.....1-2

CONTRACTING FORMS

SECTION 005100 – NOTICE OF AWARD1
 SECTION 005200 – AGREEMENT FORM.....1-7
 SECTION 005500 – NOTICE TO PROCEED.....1-1

PROJECT FORMS

SECTION 006113 – PERFORMANCE BOND.....1-3
 SECTION 006114 – PAYMENT BOND1-3
 SECTION 006216 – INSURANCE CERTIFICATE (UNIT PRICE)1

CONSTRUCTION FORMS

SECTION 006276 – PARTIAL PAY ESTIMATE.....1
 SECTION 006300 – RD CONSTRUCTION SIGN1
 SECTION 006363 – CHANGE ORDER.....1
 SECTION 006400 – RD CERTIFICATE OF OWNERS ATTORNEY.....1
 SECTION 006450 – KENTUCKY BULLETIN 1780-2 (American Iron and Steel).....1-31
 SECTION 006516 – CERTIFICATE OF SUBSTANTIAL COMPLETION.....1

CONDITIONS OF THE CONTRACT

SECTION 007213 – GENERAL CONDITIONS1-64
 SECTION 007305 – SUPPLEMENTAL GENERAL CONDITIONS1-9

DIVISION 01 – GENERAL REQUIREMENTS

SECTION 011000 – SUMMARY1-2
 SECTION 011213 – WORK SEQUENCE.....1
 SECTION 011213 – OCCUPANCY.....1
 SECTION 011400 – GENERAL PROVISIONS1-6
 SECTION 012200 – MEASUREMENT AND PAYMENTS1-7
 SECTION 012500 – PRODUCTS AND SUBSTITUTIONS1-5
 SECTION 013113 – PROJECT COORDINATION1-2
 SECTION 013216 – PROGRESS SCHEDULES1-3
 SECTION 013323 – SHOP DRAWINGS1-6
 SECTION 013800 – CONSTRUCTION PHOTOGRAPHY AND VIDEO.....1
 SECTION 014500 – QUALITY CONTROL SERVICES.....1-3
 SECTION 015000 – TEMPORARY FACILITIES AND CONTROLS1-3
 SECTION 015400 – SECURITY.....1
 SECTION 015600 – BARRIERS.....1

TABLE OF CONTENTS
 NICHOLAS COUNTY WATER DISTRICT
 PHASE 12 WATER SYSTEM IMPROVEMENTS – CONTRACT 1 WATER MAIN REPLACEMENT

SECTION 015700 – TRAFFIC REGULATION1-2
 SECTION 015800 – PROJECT IDENTIFICATION AND SIGNS.....1
 SECTION 016000 – MATERIAL AND EQUIPMENT.....1-2
 SECTION 016100 – TRANSPORTATION AND HANDLING.....1
 SECTION 017400 – WARRANTIES AND BONDS..... 1-2
 SECTION 017800 – PROJECT RECORD DOCUMENTS..... 1-2

DIVISION 3 – CONCRETE

DIVISION 5 – METALS

DIVISION 7 – THERMAL AND MOISTURE PROTECTION

DIVISION 9 – FINISHES

DIVISION 15 – MECHANICAL

DIVISION 16 – ELECTRICAL

DIVISION 31 – EARTHWORK

KPDES FORM NOI-SW1-2
 KPDES FORM NOT-SW1-2
 SECTION 311000 – SITE CLEARING..... 1-2
 SECTION 311400 – STRIPPING..... 1
 SECTION 312000 – EARTHWORK..... 1-13
 SECTION 312213 – ROUGH GRADING 1-2
 SECTION 312316 – EXCAVATION.....1-2
 SECTION 312317 – ROCK REMOVAL.....1-3
 SECTION 312333 – TRENCHING AND BACKFILLING.....1-3
 SECTION 312500 – SLOPE PROTECTION AND EROSION CONTROL 1-2

DIVISION 32 EXTERIOR IMPROVEMENTS

SECTION 312316 – ASPHALT PAVING.....1-4
 SECTION 321540 – CRUSHED STONE SURFACING..... 1
 SECTION 329200 – TURF & GRASSES..... 1-4

DIVISION 33 UTILITIES

SECTION 330507 – BORING AND JACKING.....1-4
 SECTION 331413 – WATER DISTRIBUTION PIPING.....1-22
 SECTION 331419 – VALVES AND HYDRANTS.....1-5
 SECTION 331420 – ABOVE GROUND CONCRETE BLOCK BOOSTER PUMP STATION 1-14
 SECTION 331422 – ABOVE GROUND PACKAGE BOOSTER PUMP STATION 1-14
 SECTION 331900 – METERING EQUIPMENT.....1-6
 SECTION 332900 – 5/8" X 3/4" RADIO READ METERS.....1-6

DIVISION 00

**PROCUREMENT AND CONTRACTING
REQUIREMENTS**

SECTION 001113

ADVERTISEMENT

Sealed bids for the **Phase 12 Water System Improvements, Contract 1 – Water Main Replacement and Contract 2 – Water Meter Replacement** for the Nicholas County Water District, will be received at the Nicholas County Water District office located at 1639 Old Paris Road, Carlisle, Kentucky 40311 until **10 a.m.**, Local Time, Tuesday, September 13, 2022, and then publicly opened and read aloud.

The program of work for **Contract 1** which bids are to be submitted consists of the replacement of approximately 9,000 LF of 8" Ductile Iron and 4" PVC water main, replacement of three booster pumps stations and other appurtenances. **Contract 2** which bids are to be submitted consists of the replacement of 1600 meters with new radio read meter system, and other appurtenances.

The issuing Office for the Bidding Documents is: Bluegrass Engineering, PLLC, 222 East Main Street. Ste.1, Georgetown, Kentucky, 40324. The contact person is Riley Sumner, 859-684-7480 or Paul Reynolds 859-339-4181. The email address is preynolds@bluegrassengineering.net. Prospective bidders may examine the Bidding Documents at the issuing office on Mondays through Fridays between the hours of 9 am and 4 pm.

Bidding Documents also may be examined at Nicholas County Water District, 1639 Old Paris Road, Carlisle, Kentucky on Mondays through Fridays between the office hours of 9 am to 4 pm.

Printed copies of the Bidding Documents may be obtained from the issuing office upon a non-refundable payment of \$200 each for both Contracts 1 and 2. Checks for Bidding Documents shall be payable to Bluegrass Engineering, PLLC.

Upon request and receipt of the document amount indicated above plus a non-refundable shipping charge, the Issuing Office will transmit the Bidding Documents via delivery service. The shipping charge amount will depend on the shipping method selected by the prospective Bidder. The date that the Bidding Documents are transmitted by the Issuing Office will be considered the Bidder's date of receipt of the Bidding Documents. Partial sets of Bidding Documents will not be available from the Issuing Office. Neither Owner nor Engineer will be responsible for full or partial sets of Bidding Documents, including Addenda if any, obtained from sources other than the Issuing Office.

All bids must be made on the required Bid Form and must be fully completed and executed with original signatures and corporate seals.

The contract is being funded by Rural Development Loan and Grant and Appalachian Regional Commission Grant (ARC).

Prevailing Wage Rates DO apply for this project.

Section 746 of Title VII of the Consolidated Appropriation Act of 2017 (American Iron and Steel) applies to this contract.

Hearing impaired individuals may call 1-800-247-2510 for information.

No Bidder may withdraw his Bid within ninety (90) days after the actual date of bid opening.

Bidders on this work will be required to comply with Title VI of the Civil Rights Act of 1964, the Anti-Kickback Act, and the Contract Work Hours Standard Act. Bidders must comply with the President's Executive Orders No. 11246 and No. 11375 and any amendments or supplements to those Executive Orders.

Attention of bidders is particularly called to the requirements as to conditions of employment to be observed under the contract, Section 3, Segregated Facility, Section 109 and E.O. 11246.

Bidders must certify they do not and will not maintain or provide for their employees any facilities that are segregated or based on race, color, creed, or national origin.

Minorities and small businesses are encouraged to submit bids on these projects.

The Contracts will be awarded on the basis of the low evaluated responsive, responsible, best and qualified bidder unless all bids are rejected.

Nicholas County Water District reserves the right to waive any bidding informalities and to reject any or all bids, for any reason deemed advisable by the Nicholas County Water District, Carlisle, Kentucky. The right is reserved by the Owner, in the exercise of its sole judgment to reject any or all Bids, and to re-advertise and award the Contract in the regular manner or to waive any informalities, irregularities, mistakes, errors, or omissions in any Bid received and to accept any Bid deemed to be responsive to this invitation and favorable to interests of the Owner.

The sealed bid for this project shall be clearly marked on the outside of the envelope: "Sealed Bid for **Phase 12 Water System Improvements, Contract 1 and/or Contract 2** for Nicholas County Water District, 1639 Old Paris Road, Carlisle, Kentucky 40311. If Bids are to be mailed, they should be mailed to: Nicholas County Water District, 1639 Old Paris Road, Carlisle, Kentucky 40311, Phone 859-289-3157. A certified check or Bid Bond payable to the Nicholas County Water District in the amount of five (5) percent of the Bid shall accompany the Bid.

NICHOLAS COUNTY WATER DISTRICT

Silas Cleaver III

Advertisement Date: August 31, 2022

INSTRUCTIONS FOR PROCUREMENT

A.

This document has important legal consequences; consultation with an attorney is encouraged with respect to its use or modification. This document should be adapted to the particular circumstances of the contemplated Project and the controlling Laws and Regulations.

INSTRUCTIONS TO BIDDERS FOR CONSTRUCTION CONTRACTS

Prepared by



Issued and Published Jointly by



Copyright © 2013:

National Society of Professional Engineers
1420 King Street, Alexandria, VA 22314-2794
(703) 684-2882
www.nspe.org

American Council of Engineering Companies
1015 15th Street N.W., Washington, DC 20005
(202) 347-7474
www.acec.org

American Society of Civil Engineers
1801 Alexander Bell Drive, Reston, VA 20191-4400
(800) 548-2723
www.asce.org

The copyright for this EJCDC document is owned jointly by the three sponsoring organizations listed above. The National Society of Professional Engineers is the Copyright Administrator for the EJCDC documents; please direct all inquiries regarding EJCDC copyrights to NSPE.

NOTE: EJCDC publications may be purchased at www.ejcdc.org, or from any of the sponsoring organizations above.

INSTRUCTIONS TO BIDDERS

TABLE OF CONTENTS

	Page
ARTICLE 1 – Defined Terms.....	1
ARTICLE 2 – Copies of Bidding Documents	1
ARTICLE 3 – Qualifications of Bidders.....	1
ARTICLE 4 – Site and Other Areas; Existing Site Conditions; Examination of Site; Owner’s Safety Program; Other Work at the Site.....	1
ARTICLE 5 – Bidder’s Representations.....	3
ARTICLE 6 – Pre-Bid Conference	4
ARTICLE 7 – Interpretations and Addenda.....	4
ARTICLE 8 – Bid Security	4
ARTICLE 9 – Contract Times	5
ARTICLE 10 – Liquidated Damages.....	5
ARTICLE 11 – Substitute and “Or-Equal” Items.....	5
ARTICLE 12 – Subcontractors, Suppliers, and Others	5
ARTICLE 13 – Preparation of Bid	6
ARTICLE 14 – Basis of Bid	7
ARTICLE 15 – Submittal of Bid.....	7
ARTICLE 16 – Modification and Withdrawal of Bid.....	7
ARTICLE 17 – Opening of Bids.....	7
ARTICLE 18 – Bids to Remain Subject to Acceptance	8
ARTICLE 19 – Evaluation of Bids and Award of Contract	8
ARTICLE 20 – Bonds and Insurance.....	8
ARTICLE 21 – Signing of Agreement.....	8
ARTICLE 22 – NOT USED.....	9
ARTICLE 23 – NOT USED.....	9
ARTICLE 24 – Power Of Attorney	9
ARTICLE 25 – Laws And Regulations	9
ARTICLE 26 – Safety Standards And Accident Prevention	9
ARTICLE 27 – Wage Rate Requirements	9
ARTICLE 28 – NOT USED.....	9

ARTICLE 2 – DEFINED TERMS

- 2.01 Terms used in these Instructions to Bidders have the meanings indicated in the General Conditions and Supplementary Conditions. The term "Bidder" means one who submits a Bid directly to Owner, as distinct from a subbidder, who submits a bid to a Bidder. The term "Successful Bidder" means the lowest, qualified, responsible, and responsive Bidder to whom Owner (on the basis of Owner's evaluation as hereinafter provided) makes an award. The term "Bidding Documents" includes the Advertisement or Invitation to Bid, Instructions to Bidders, the Bid Form, and the proposed Contract Documents (including all Addenda issued prior to receipt of Bids).

ARTICLE 3 – COPIES OF BIDDING DOCUMENTS

- 3.01 Complete sets of the Bidding Documents must be obtained from the Issuing Office in the number and format stated in the advertisement or invitation to bid. Bids from anyone not on the Engineer's Plan Holders List will not be opened.
- 3.02 Complete sets of Bidding Documents shall be used in preparing Bids; neither Owner nor Engineer assumes any responsibility for errors or misinterpretations resulting from the use of incomplete sets of Bidding Documents.
- 3.03 Owner and Engineer, in making copies of Bidding Documents available on the above terms, do so only for the purpose of obtaining Bids for the Work and do not authorize or confer a license for any other use.

ARTICLE 4 – QUALIFICATIONS OF BIDDERS

- 4.01 To demonstrate Bidder's qualifications to perform the Work, Bidder shall submit with its Bid written evidence establishing its qualifications such as financial data, previous experience, and present commitments, and the additional information listed in the Bid Form.
- 4.02 A Bidder's failure to submit required qualification information within the times indicated may disqualify Bidder from receiving an award of the Contract.
- 4.03 No requirement in this Article 3 to submit information will prejudice the right of Owner to seek additional pertinent information regarding Bidder's qualifications.
- 4.04 Bidder is advised to carefully review those portions of the Bid Form requiring Bidder's representations and certifications.

ARTICLE 5 – SITE AND OTHER AREAS; EXISTING SITE CONDITIONS; EXAMINATION OF SITE; OWNER'S SAFETY PROGRAM; OTHER WORK AT THE SITE

- 5.01 *Site and Other Areas*
- A. The Site is identified in the Bidding Documents. By definition, the Site includes rights-of-way, easements, and other lands furnished by Owner for the use of the Contractor. Any additional lands required for temporary construction facilities, construction equipment, or storage of materials and equipment, and any access needed for such additional lands, are to be obtained and paid for by Contractor.
- 5.02 *Existing Site Conditions*
- A. Subsurface and Physical Conditions; Hazardous Environmental Conditions

1. If there are reports and/or additional information concerning site conditions available, they will be included as Appendices to the Bidding Documents.
2. Geotechnical Report: If a Geotechnical Report is available, it will be included as an appendix to the Bidding Documents. The Geotechnical Report describes certain select subsurface conditions that are anticipated to be encountered by Contractor during construction in specified locations.

The Conditions in the Geotechnical Report are intended to reduce uncertainty and the degree of contingency in submitted Bids. However, Bidders cannot rely solely on the said Conditions. Bids should be based on a comprehensive approach that includes an independent review and analysis of the Report, all other Contract Documents, Technical Data, other available information, and observable surface conditions. Not all potential subsurface conditions are reported.

Nothing in the report is intended to relieve Bidders of the responsibility to make their own determinations regarding construction costs, bidding strategies, and Bid prices, nor of the responsibility to select and be responsible for the means, methods, techniques, sequences, and procedures of construction, and for safety precautions and programs incident thereto.

- B. Underground Facilities: Information and data shown or indicated in the Bidding Documents with respect to existing Underground Facilities at or contiguous to the Site are set forth in the Contract Documents and are based upon information and data furnished to Owner and Engineer by owners of such Underground Facilities, including Owner, or others.
- C. Adequacy of Data: Provisions concerning responsibilities for the adequacy of data furnished to prospective Bidders with respect to subsurface conditions, other physical conditions, and Underground Facilities, and possible changes in the Bidding Documents due to differing or unanticipated subsurface or physical conditions appear in Paragraphs 5.03, 5.04, and 5.05 of the General Conditions. Provisions concerning responsibilities for the adequacy of data furnished to prospective Bidders with respect to a Hazardous Environmental Condition at the Site, if any, and possible changes in the Contract Documents due to any Hazardous Environmental Condition uncovered or revealed at the Site which was not shown or indicated in the Drawings or Specifications or identified in the Contract Documents to be within the scope of the Work, appear in Paragraph 5.06 of the General Conditions.

5.03 *Site Visit and Testing by Bidders*

- A. Bidder shall conduct the required Site visit during normal working hours, and shall not disturb any ongoing operations at the Site.
- B. Bidder is not required to conduct any subsurface testing, or exhaustive investigations of Site conditions.
- C. On request, and to the extent Owner has control over the Site, and schedule permitting, the Owner will provide Bidder access to the Site to conduct such additional examinations, investigations, explorations, tests, and studies as Bidder deems necessary for preparing and submitting a successful Bid. Owner will not have any obligation to grant such access if doing so is not practical because of existing operations, security or safety concerns, or restraints on Owner's authority regarding the Site.
- D. Bidder shall comply with all applicable Laws and Regulations regarding excavation and location of utilities, obtain all permits, and comply with all terms and conditions established by Owner or by property owners or other entities controlling the Site with respect to

schedule, access, existing operations, security, liability insurance, and applicable safety programs.

- E. Bidder shall fill all holes and clean up and restore the Site to its former condition upon completion of such explorations, investigations, tests, and studies.

5.04 *Owner's Safety Program*

- A. Site visits and work at the Site may be governed by an Owner safety program. As the General Conditions indicate, if an Owner safety program exists, it will be noted in the Supplementary Conditions.

5.05 *Other Work at the Site*

- A. Reference is made to Article 8 of the Supplementary Conditions for the identification of the general nature of other work of which Owner is aware (if any) that is to be performed at the Site by Owner or others (such as utilities and other prime contractors) and relates to the Work contemplated by these Bidding Documents. If Owner is party to a written contract for such other work, then on request, Owner will provide to each Bidder access to examine such contracts (other than portions thereof related to price and other confidential matters), if any.

ARTICLE 6 – BIDDER'S REPRESENTATIONS

6.01 It is the responsibility of each Bidder before submitting a Bid to:

- A. examine and carefully study the Bidding Documents, and any data and reference items identified in the Bidding Documents;
- B. visit the Site, conduct a thorough, alert visual examination of the Site and adjacent areas, and become familiar with and satisfy itself as to the general, local, and Site conditions that may affect cost, progress, and performance of the Work;
- C. become familiar with and satisfy itself as to all Laws and Regulations that may affect cost, progress, and performance of the Work;
- D. carefully study all: (1) reports of explorations and tests of subsurface conditions at or adjacent to the Site and all drawings of physical conditions relating to existing surface or subsurface structures at the Site that have been identified in the Bidding Documents, especially with respect to Technical Data in such reports and drawings, and (2) reports and drawings relating to Hazardous Environmental Conditions, if any, at or adjacent to the Site that have been identified in the Bidding Documents, especially with respect to Technical Data in such reports and drawings;
- E. consider the information known to Bidder itself; information commonly known to contractors doing business in the locality of the Site; information and observations obtained from visits to the Site; the Bidding Documents; and the Site-related reports and drawings identified in the Bidding Documents, with respect to the effect of such information, observations, and documents on (1) the cost, progress, and performance of the Work; (2) the means, methods, techniques, sequences, and procedures of construction to be employed by Bidder; and (3) Bidder's safety precautions and programs;
- F. agree, based on the information and observations referred to in the preceding paragraph, that at the time of submitting its Bid no further examinations, investigations, explorations, tests, studies, or data are necessary for the determination of its Bid for performance of the Work at the price bid and within the times required, and in accordance with the other terms and conditions of the Bidding Documents;

- G. become aware of the general nature of the work to be performed by Owner and others at the Site that relates to the Work as indicated in the Bidding Documents;
- H. promptly give Engineer written notice of all conflicts, errors, ambiguities, or discrepancies that Bidder discovers in the Bidding Documents and confirm that the written resolution thereof by Engineer is acceptable to Bidder;
- I. determine that the Bidding Documents are generally sufficient to indicate and convey understanding of all terms and conditions for the performance and furnishing of the Work; and
- J. agree that the submission of a Bid will constitute an incontrovertible representation by Bidder that Bidder has complied with every requirement of this Article, that without exception the Bid and all prices in the Bid are premised upon performing and furnishing the Work required by the Bidding Documents.

ARTICLE 7 – PRE-BID CONFERENCE

- 7.01 A mandatory pre-bid conference will be held at 10:00 am on Tuesday, October 15, 2019 at 10 am local time at the Rowan Water office. Contractors that do not have a representative present will not be able to bid on this project.

ARTICLE 8 – INTERPRETATIONS AND ADDENDA

- 8.01 All questions about the meaning or intent of the Bidding Documents are to be submitted to Engineer in writing via email to rsumner@bluegrassengineering.net. Interpretations or clarifications considered necessary by Engineer in response to such questions will be issued by Addenda delivered to all parties recorded as having received the Bidding Documents. Questions received less than seven days prior to the date for opening of Bids may not be answered. Only questions answered by Addenda will be binding. Oral and other interpretations or clarifications will be without legal effect.
- 8.02 Addenda may be issued to clarify, correct, supplement, or change the Bidding Documents.

ARTICLE 9 – BID SECURITY

- 9.01 A Bid must be accompanied by Bid security made payable to Owner in an amount of five (5) percent of Bidder's maximum Bid price (determined by adding the base bid and all alternates) and in the form of a certified check, bank money order, or a Bid bond (on the form included in the Bidding Documents) issued by a surety meeting the requirements of Paragraphs 6.01 and 6.02 of the General Conditions.
- 9.02 The Bid security of the apparent Successful Bidder will be retained until Owner awards the contract to such Bidder, and such Bidder has executed the Contract Documents, furnished the required contract security, and met the other conditions of the Notice of Award, whereupon the Bid security will be released. If the Successful Bidder fails to execute and deliver the Contract Documents and furnish the required contract security within 15 days after the Notice of Award, Owner may consider Bidder to be in default, annul the Notice of Award, and the Bid security of that Bidder will be forfeited. Such forfeiture shall be Owner's exclusive remedy if Bidder defaults.
- 9.03 The Bid security of other Bidders that Owner believes to have a reasonable chance of receiving the award may be retained by Owner until the earlier of seven days after the Effective Date of the Contract or 91 days after the Bid opening, whereupon Bid security furnished by such Bidders will be released.

- 9.04 Bid security of other Bidders that Owner believes do not have a reasonable chance of receiving the award will be released within seven days after the Bid opening.

ARTICLE 10 – CONTRACT TIMES

- 10.01 The number of days within which, or the dates by which, the Work is to be substantially completed and ready for final payment are set forth in the Agreement.

ARTICLE 11 – LIQUIDATED DAMAGES

- 11.01 Provisions for liquidated damages, if any, for failure to timely attain Substantial Completion, or completion of the Work in readiness for final payment, are set forth in the Supplemental General Conditions and referred to in the Agreement.

ARTICLE 12 – SUBSTITUTE AND “OR-EQUAL” ITEMS

- 12.01 The Contract for the Work, if awarded, will be on the basis of materials and equipment specified or described in the Bidding Documents, and those “or-equal” or substitute or materials and equipment subsequently approved by Engineer prior to the submittal of Bids and identified by Addendum. No item of material or equipment will be considered by Engineer as an “or-equal” or substitute unless written request for approval has been submitted by Bidder and has been received by Engineer at least 15 days prior to the date for receipt of Bids in the case of a proposed substitute and 15 days prior in the case of a proposed “or-equal”. Each such request shall comply with the requirements of Paragraphs 7.04 and 7.05 of the General Conditions. The burden of proof of the merit of the proposed item is upon Bidder. Engineer’s decision of approval or disapproval of a proposed item will be final. If Engineer approves any such proposed item, such approval will be set forth in an Addendum issued to all prospective Bidders. Bidders shall not rely upon approvals made in any other manner. Substitutes and “or-equal” materials and equipment may be proposed by Contractor in accordance with Paragraphs 7.04 and 7.05 of the General conditions after the Effective Date of the contract.
- 12.02 All prices that Bidder sets forth in its Bid shall be based on the presumption that the Contractor will furnish the materials and equipment specified or described in the Bidding Documents, as supplemented by Addenda. Any assumptions regarding the possibility of post-Bid approvals of “or-equal” or substitution requests are made at Bidder’s sole risk.
- 12.03 If an award is made, Contractor shall be allowed to submit proposed substitutes and “or-equals” in accordance with the General Conditions.

ARTICLE 13 – SUBCONTRACTORS, SUPPLIERS, AND OTHERS

- 13.01 If required by the bid documents, the Bidder shall submit to Owner a list of the Subcontractors or Suppliers proposed for the major portions of the Work. If requested by Owner, such list shall be accompanied by an experience statement with pertinent information regarding similar projects and other evidence of qualification for each such Subcontractor, Supplier, or other individual or entity. If Owner or Engineer, after due investigation, has reasonable objection to any proposed Subcontractor, Supplier, individual, or entity, Owner may, before the Notice of Award is given, request apparent Successful Bidder to submit an acceptable substitute.
- 13.02 If apparent Successful Bidder declines to make any such substitution, Owner may award the Contract to the next lowest Bidder that proposes to use acceptable Subcontractors, Suppliers, or other individuals or entities. Declining to make requested substitutions will constitute grounds for

forfeiture of the Bid security of any Bidder. Any Subcontractor, Supplier, individual, or entity so listed and against which Owner or Engineer makes no written objection prior to the giving of the Notice of Award will be deemed acceptable to Owner and Engineer subject to subsequent revocation of such acceptance as provided in Paragraph 7.06 of the General Conditions.

- 13.03 Subsequent to the submittal of the Bid, Owner may not require the Successful Bidder or Contractor to retain any Subcontractor, Supplier, or other individual or entity against which Contractor has reasonable objection.
- 13.04 The Contractor shall not award work to Subcontractor(s) in excess of the limits stated in SGC 7.06.

ARTICLE 14 – PREPARATION OF BID

- 14.01 The Bid Form is included with the Bidding Documents.
- A. All blanks on the Bid Form shall be completed in ink and the Bid Form signed in ink. Erasures or alterations shall be initialed in ink by the person signing the Bid Form. A Bid price shall be indicated for each section, Bid item, alternate, adjustment unit price item, and unit price item listed therein.
- B. If the Bid Form expressly indicates that submitting pricing on a specific alternate item is optional, and Bidder elects to not furnish pricing for such optional alternate item, then Bidder may enter the words “No Bid” or “Not Applicable.”
- 14.02 A Bid by a corporation shall be executed in the corporate name by a corporate officer (whose title must appear under the signature), accompanied by evidence of authority to sign. The corporate address and state of incorporation shall be shown.
- 14.03 A Bid by a limited liability company shall be executed in the name of the firm by a member or other authorized person and accompanied by evidence of authority to sign. The state of formation of the firm and the official address of the firm shall be shown.
- 14.04 A Bid by an individual shall show the Bidder’s name and official address.
- 14.05 A Bid by a joint venture shall be executed by an authorized representative of each joint venturer in the manner indicated on the Bid Form. The official address of the joint venture shall be shown.
- 14.06 All names shall be printed in ink below the signatures.
- 14.07 The Bid shall contain an acknowledgment of receipt of all Addenda, the numbers of which shall be filled in on the Bid Form.
- 14.08 Postal and e-mail addresses and telephone number for communications regarding the Bid shall be shown.
- 14.09 The Bid shall contain evidence of Bidder’s authority and qualification to do business in the state where the Project is located, or Bidder shall covenant in writing to obtain such authority and qualification prior to award of the Contract and attach such covenant to the Bid. Bidder’s state contractor license number, if any, shall also be shown on the Bid Form. 11.8. The Bid price shall include such amounts as the Bidder deems proper for overhead and profit on account of any cash allowances named in the Contract Documents as provided in Paragraph 11.02 of the General Conditions.

The Bid price shall include such amounts as the Bidder deems proper for overhead and profit on account of any cash allowances named in the Contract Documents as provided in Paragraph 11.02 of the General Conditions.

- 14.10 Each Bid must be submitted on the prescribed form and accompanied by the submittals listed in the Bid Form.

ARTICLE 15 – BASIS OF BID

15.01 Unit Price Bid

- A. Bidders shall submit a Bid on the basis as set forth in the Bid Form.

ARTICLE 16 – SUBMITTAL OF BID

- 16.01 With each copy of the Bidding Documents, a Bidder is furnished one separate unbound copy of the Bid Form, and, if required, the Bid Bond Form. The unbound copy of the Bid Form is to be completed and submitted with the Bid security and the other documents required to be submitted under the terms of Article 7 of the Bid Form.
- 16.02 A Bid shall be received no later than the date and time prescribed and at the place indicated in the advertisement or invitation to bid and shall be enclosed in a plainly marked package with the Project title (and, if applicable, the designated portion of the Project for which the Bid is submitted), the name and address of Bidder, and shall be accompanied by the Bid security and other required documents. If a Bid is sent by mail or other delivery system, the sealed envelope containing the Bid shall be enclosed in a separate package plainly marked on the outside with the notation "BID ENCLOSED."
- 16.03 Bids received after the date and time prescribed for the opening of bids, or not submitted at the correct location or in the designated manner, will not be accepted and will be returned to the Bidder unopened.

ARTICLE 17 – MODIFICATION AND WITHDRAWAL OF BID

- 17.01 A Bid may be withdrawn by an appropriate document duly executed in the same manner that a Bid must be executed and delivered to the place where Bids are to be submitted prior to the date and time for the opening of Bids. Upon receipt of such notice, the unopened Bid will be returned to the Bidder.
- 17.02 If a Bidder wishes to modify its Bid prior to Bid opening, Bidder must withdraw its initial Bid in the manner specified in Paragraph 16.01 and submit a new Bid prior to the date and time for the opening of Bids.
- 17.03 If within 24 hours after Bids are opened any Bidder files a duly signed written notice with Owner and promptly thereafter demonstrates to the reasonable satisfaction of Owner that there was a material and substantial mistake in the preparation of its Bid, that Bidder may withdraw its Bid, and the Bid security will be returned. Thereafter, if the Work is rebid, that Bidder will be disqualified from further bidding on the Work.

ARTICLE 18 – OPENING OF BIDS

- 18.01 Bids will be opened at the time and place indicated in the advertisement or invitation to bid and, unless obviously non-responsive, read aloud publicly. An abstract of the amounts of the base Bids and major alternates, if any, will be made available to Bidders after the opening of Bids.

ARTICLE 19 – BIDS TO REMAIN SUBJECT TO ACCEPTANCE

- 19.01 All Bids will remain subject to acceptance for the period of time stated in the Bid Form, but Owner may, in its sole discretion, release any Bid and return the Bid security prior to the end of this period.

ARTICLE 20 – EVALUATION OF BIDS AND AWARD OF CONTRACT

- 20.01 Owner reserves the right to reject any or all Bids, including without limitation, nonconforming, nonresponsive, unbalanced, or conditional Bids. Owner will reject the Bid of any Bidder that Owner finds, after reasonable inquiry and evaluation, to not be responsible. If Bidder purports to add terms or conditions to its Bid, takes exception to any provision of the Bidding Documents, or attempts to alter the contents of the Contract Documents for purposes of the Bid, then the Owner will reject the Bid as nonresponsive; provided that Owner also reserves the right to waive all minor informalities not involving price, time, or changes in the Work.
- 20.02 If Owner awards the contract for the Work, such award shall be to the responsible Bidder submitting the lowest responsive Bid.
- 20.03 In evaluating Bids, Owner will consider whether or not the Bids comply with the prescribed requirements, and such alternates, unit prices, and other data, as may be requested in the Bid Form or prior to the Notice of Award.
- 20.04 In evaluating whether a Bidder is responsible, Owner will consider the qualifications of the Bidder and may consider the qualifications and experience of Subcontractors and Suppliers proposed for those portions of the Work for which the identity of Subcontractors and Suppliers must be submitted as provided in the Bidding Documents.
- 20.05 Owner may conduct such investigations as Owner deems necessary to establish the responsibility, qualifications, and financial ability of Bidders and any proposed Subcontractors or Suppliers.

ARTICLE 21 – BONDS AND INSURANCE

- 21.01 Article 6 of the General Conditions, as may be modified by the Supplementary Conditions, sets forth Owner's requirements as to performance and payment bonds and insurance. When the Successful Bidder delivers the Agreement (executed by Successful Bidder) to Owner, it shall be accompanied by required bonds and insurance documentation.

ARTICLE 22 – SIGNING OF AGREEMENT

- 22.01 When Owner issues a Notice of Award to the Successful Bidder, it shall be accompanied by the unexecuted counterparts of the Agreement along with the other Contract Documents as identified in the Agreement. Within 15 days thereafter, Successful Bidder shall execute and deliver the required number of counterparts of the Agreement (and any bonds and insurance documentation required to be delivered by the Contract Documents) to Owner. Within ten days thereafter, Owner shall deliver one fully executed counterpart of the Agreement to Successful Bidder, together with printed and electronic copies of the Contract Documents as stated in Paragraph 2.02 of the General Conditions.

ARTICLE 23 – NOT USED**ARTICLE 24 – NOT USED****ARTICLE 25 – POWER OF ATTORNEY**

25.01 Attorneys-in-fact who sign Bid Bonds or Contract Bonds must file with each bond a certified and effective dated copy of their power of attorney.

ARTICLE 26 – LAWS AND REGULATIONS

26.01 The Bidder's attention is directed to the fact that all applicable State Laws, municipal ordinance, and the rules and regulations of all authorities having jurisdiction over construction of the Project shall apply to the Contract throughout, and they will be deemed to be included in the Contract the same as though herein written out in full.

ARTICLE 27 – SAFETY STANDARDS AND ACCIDENT PREVENTION

27.01 With respect to all Work performed under this contract, the Contractor shall:

- A. Comply with the safety standards provisions of applicable laws, building and construction codes and the "Manual of Accident Prevention in Construction" published by the Associated General Contractors of America, the requirements of the Occupational Safety and Health Act of 1970 (Public Law 91-596), and the requirements of Title 29 of the Code of Federal Regulations, Section 1518 as published in the "Federal Register", Volume 36, No. 75, Saturday, April 17, 1971.
- B. Exercise every precaution at all times for the prevention of accidents and the protection of persons (including employees) and property.
- C. Maintain at his/her office or other well-known place at the job site, all articles necessary for giving first aid to the injured, and shall make standing arrangements for the immediate removal to a hospital or doctor's care of persons (including employees), who may be injured on the job site before the employer has made a standing arrangement for removal of injured persons to a hospital or a doctor's care.

ARTICLE 28 – WAGE RATE REQUIREMENTS

28.01 Prevailing wages do not apply.

ARTICLE 29 – NOT USED

"General Decision Number: KY20220059 08/12/2022

Superseded General Decision Number: KY20210059

State: Kentucky

Construction Type: Heavy

Counties: Anderson, Bath, Boyle, Carroll, Estill, Fleming, Garrard, Lewis, Lincoln, Madison, Mason, Menifee, Mercer, Montgomery, Nicholas, Powell, Robertson, Rockcastle, Rowan and Washington Counties in Kentucky.

HEAVY CONSTRUCTION PROJECTS (including sewer/water construction).

Note: Contracts subject to the Davis-Bacon Act are generally required to pay at least the applicable minimum wage rate required under Executive Order 14026 or Executive Order 13658. Please note that these Executive Orders apply to covered contracts entered into by the federal government that are subject to the Davis-Bacon Act itself, but do not apply to contracts subject only to the Davis-Bacon Related Acts, including those set forth at 29 CFR 5.1(a)(2)-(60).

If the contract is entered into on or after January 30, 2022, or the contract is renewed or extended (e.g., an option is exercised) on or after January 30, 2022:	<ul style="list-style-type: none">. Executive Order 14026 generally applies to the contract.. The contractor must pay all covered workers at least \$15.00 per hour (or the applicable wage rate listed on this wage determination, if it is higher) for all hours spent performing on the contract in 2022.
If the contract was awarded on or between January 1, 2015 and January 29, 2022, and the contract is not renewed or extended on or after January 30, 2022:	<ul style="list-style-type: none">. Executive Order 13658 generally applies to the contract.. The contractor must pay all covered workers at least \$11.25 per hour (or the applicable wage rate listed on this wage determination, if it is higher) for all hours spent performing on

that contract in 2022.

The applicable Executive Order minimum wage rate will be adjusted annually. If this contract is covered by one of the Executive Orders and a classification considered necessary for performance of work on the contract does not appear on this wage determination, the contractor must still submit a conformance request.

Additional information on contractor requirements and worker protections under the Executive Orders is available at <https://www.dol.gov/agencies/whd/government-contracts>.

Modification Number	Publication Date
0	01/07/2022
1	02/25/2022
2	08/12/2022

ENGI0181-010 07/01/2021

	Rates	Fringes
POWER EQUIPMENT OPERATOR		
GROUP 1.....	\$ 34.80	17.85
GROUP 2.....	\$ 31.94	17.85
GROUP 4.....	\$ 31.62	17.85

OPERATING ENGINEER CLASSIFICATIONS

GROUP 1 - Crane; Drill; Grader/Blade; Mechanic; Scraper

GROUP 2 - Bobcat/Skid Steer/Skid Loader; Forklift

GROUP 4 - Oiler

Operators on cranes with booms 150 feet and over (including jib) shall receive \$1.00 above Group 1 rate; 250 feet and over including jib shall receive \$1.50 above Class 1 rate. Combination Rate: All crane operators operating cranes, where the length of the boom in combination with the length of the piling leads equal or exceeds 150 feet, shall receive \$1.00 above the Group 1 rate.

Employees assigned to work below ground level are to be paid 10% above basic wage rate. This does not apply to open cut work.

* IRON0782-010 08/01/2022

	Rates	Fringes
IRONWORKER (Reinforcing & Structural)		
Projects over \$20,000,000.00.....	\$ 31.87	23.22
Projects under \$20,000,000.00.....	\$ 30.28	23.22

* LAB00189-015 07/01/2022

	Rates	Fringes
LABORER		
Backfiller, Carpenter Tender, Common or General, Concrete Worker, Dumpman & Grade Checker.....	\$ 23.76	17.12
Concrete Saw (Hand Held/Walk Behind), Pipelayers & Vibrating Plate.....	\$ 24.01	17.12

* LAB00561-003 07/01/2022

	Rates	Fringes
LABORER		
Form Worker.....	\$ 24.66	17.10

SUKY2011-015 06/25/2014

	Rates	Fringes
CEMENT MASON/CONCRETE FINISHER...	\$ 21.51	10.00
ELECTRICIAN.....	\$ 32.35	2.18
LABORER: Flagger.....	\$ 18.31	8.89
OPERATOR: Backhoe/Excavator/Trackhoe.....	\$ 26.42	12.70
OPERATOR: Bulldozer.....	\$ 29.96	13.00
OPERATOR: Loader.....	\$ 25.35	13.00

WELDERS - Receive rate prescribed for craft performing operation to which welding is incidental.

=====

Note: Executive Order (EO) 13706, Establishing Paid Sick Leave for Federal Contractors applies to all contracts subject to the Davis-Bacon Act for which the contract is awarded (and any solicitation was issued) on or after January 1, 2017. If this contract is covered by the EO, the contractor must provide employees with 1 hour of paid sick leave for every 30 hours they work, up to 56 hours of paid sick leave each year. Employees must be permitted to use paid sick leave for their own illness, injury or other health-related needs, including preventive care; to assist a family member (or person who is like family to the employee) who is ill, injured, or has other health-related needs, including preventive care; or for reasons resulting from, or to assist a family member (or person who is like family to the employee) who is a victim of, domestic violence, sexual assault, or stalking. Additional information on contractor requirements and worker protections under the EO is available at <https://www.dol.gov/agencies/whd/government-contracts>.

Unlisted classifications needed for work not included within the scope of the classifications listed may be added after award only as provided in the labor standards contract clauses (29CFR 5.5 (a) (1) (ii)).

The body of each wage determination lists the classification and wage rates that have been found to be prevailing for the cited type(s) of construction in the area covered by the wage determination. The classifications are listed in alphabetical order of ""identifiers"" that indicate whether the particular rate is a union rate (current union negotiated rate for local), a survey rate (weighted average rate) or a union average rate (weighted union average rate).

Union Rate Identifiers

A four letter classification abbreviation identifier enclosed in dotted lines beginning with characters other than ""SU"" or ""UAVG"" denotes that the union classification and rate were prevailing for that classification in the survey. Example: PLUM0198-005 07/01/2014. PLUM is an abbreviation identifier of the union which prevailed in the survey for this

classification, which in this example would be Plumbers. 0198 indicates the local union number or district council number where applicable, i.e., Plumbers Local 0198. The next number, 005 in the example, is an internal number used in processing the wage determination. 07/01/2014 is the effective date of the most current negotiated rate, which in this example is July 1, 2014.

Union prevailing wage rates are updated to reflect all rate changes in the collective bargaining agreement (CBA) governing this classification and rate.

Survey Rate Identifiers

Classifications listed under the ""SU"" identifier indicate that no one rate prevailed for this classification in the survey and the published rate is derived by computing a weighted average rate based on all the rates reported in the survey for that classification. As this weighted average rate includes all rates reported in the survey, it may include both union and non-union rates. Example: SULA2012-007 5/13/2014. SU indicates the rates are survey rates based on a weighted average calculation of rates and are not majority rates. LA indicates the State of Louisiana. 2012 is the year of survey on which these classifications and rates are based. The next number, 007 in the example, is an internal number used in producing the wage determination. 5/13/2014 indicates the survey completion date for the classifications and rates under that identifier.

Survey wage rates are not updated and remain in effect until a new survey is conducted.

Union Average Rate Identifiers

Classification(s) listed under the UAVG identifier indicate that no single majority rate prevailed for those classifications; however, 100% of the data reported for the classifications was union data. EXAMPLE: UAVG-OH-0010 08/29/2014. UAVG indicates that the rate is a weighted union average rate. OH indicates the state. The next number, 0010 in the example, is an internal number used in producing the wage determination. 08/29/2014 indicates the survey completion date for the classifications and rates under that identifier.

A UAVG rate will be updated once a year, usually in January of each year, to reflect a weighted average of the current negotiated/CBA rate of the union locals from which the rate is based.

WAGE DETERMINATION APPEALS PROCESS

1.) Has there been an initial decision in the matter? This can be:

- * an existing published wage determination
- * a survey underlying a wage determination
- * a Wage and Hour Division letter setting forth a position on a wage determination matter
- * a conformance (additional classification and rate) ruling

On survey related matters, initial contact, including requests for summaries of surveys, should be with the Wage and Hour National Office because National Office has responsibility for the Davis-Bacon survey program. If the response from this initial contact is not satisfactory, then the process described in 2.) and 3.) should be followed.

With regard to any other matter not yet ripe for the formal process described here, initial contact should be with the Branch of Construction Wage Determinations. Write to:

Branch of Construction Wage Determinations
Wage and Hour Division
U.S. Department of Labor
200 Constitution Avenue, N.W.
Washington, DC 20210

2.) If the answer to the question in 1.) is yes, then an interested party (those affected by the action) can request review and reconsideration from the Wage and Hour Administrator (See 29 CFR Part 1.8 and 29 CFR Part 7). Write to:

Wage and Hour Administrator
U.S. Department of Labor
200 Constitution Avenue, N.W.
Washington, DC 20210

The request should be accompanied by a full statement of the interested party's position and by any information (wage payment data, project description, area practice material, etc.) that the requestor considers relevant to the issue.

3.) If the decision of the Administrator is not favorable, an interested party may appeal directly to the Administrative Review Board (formerly the Wage Appeals Board). Write to:

Administrative Review Board
U.S. Department of Labor
200 Constitution Avenue, N.W.
Washington, DC 20210

4.) All decisions by the Administrative Review Board are final.

=====

END OF GENERAL DECISION"

"General Decision Number: KY20220018 08/12/2022

Superseded General Decision Number: KY20210018

State: Kentucky

Construction Type: Building

Counties: Anderson, Bath, Boyle, Estill, Fleming, Garrard, Harrison, Lewis, Lincoln, Menifee, Nicholas, Owen, Powell, Robertson, Rockcastle and Washington Counties in Kentucky.

BUILDING CONSTRUCTION PROJECTS (does not include single family homes or apartments up to and including 4 stories).

Note: Contracts subject to the Davis-Bacon Act are generally required to pay at least the applicable minimum wage rate required under Executive Order 14026 or Executive Order 13658. Please note that these Executive Orders apply to covered contracts entered into by the federal government that are subject to the Davis-Bacon Act itself, but do not apply to contracts subject only to the Davis-Bacon Related Acts, including those set forth at 29 CFR 5.1(a)(2)-(60).

If the contract is entered into on or after January 30, 2022, or the contract is renewed or extended (e.g., an option is exercised) on or after January 30, 2022: Executive Order 14026 generally applies to the contract. The contractor must pay all covered workers at least \$15.00 per hour (or the applicable wage rate listed on this wage determination, if it is higher) for all hours spent performing on the contract in 2022.

If the contract was awarded on or between January 1, 2015 and January 29, 2022, and the contract is not renewed or extended on or after January 30, 2022: Executive Order 13658 generally applies to the contract. The contractor must pay all covered workers at least \$11.25 per hour (or the applicable wage rate listed on this wage determination, if it is higher) for all hours spent performing on that contract in 2022.

The applicable Executive Order minimum wage rate will be

adjusted annually. If this contract is covered by one of the Executive Orders and a classification considered necessary for performance of work on the contract does not appear on this wage determination, the contractor must still submit a conformance request.

Additional information on contractor requirements and worker protections under the Executive Orders is available at <https://www.dol.gov/agencies/whd/government-contracts>.

Modification Number	Publication Date
0	01/07/2022
1	01/28/2022
2	02/18/2022
3	02/25/2022
4	04/15/2022
5	05/06/2022
6	06/03/2022
7	06/10/2022
8	07/08/2022
9	08/12/2022

ASBE0051-001 03/01/2022

Rates	Fringes
-------	---------

ASBESTOS WORKER/HEAT & FROST INSULATOR.....	\$ 27.10	18.28
---	----------	-------

BOIL0040-001 01/01/2021

Rates	Fringes
-------	---------

BOILERMAKER.....	\$ 37.60	27.49
------------------	----------	-------

CARP1076-001 06/01/2022

Rates	Fringes
-------	---------

MILLWRIGHT.....	\$ 30.41	22.69
-----------------	----------	-------

CARP1650-003 06/01/2022

Rates	Fringes
-------	---------

CARPENTER (Acoustical Ceiling Installation, Drywall Hanging, and Metal Stud Installation Only).....	\$ 29.44	17.26
---	----------	-------

ENGI0181-084 06/01/2021

Rates	Fringes
-------	---------

POWER EQUIPMENT OPERATOR
(Oiler).....\$ 29.70 17.85

ENGI0181-085 06/01/2021

Rates Fringes

POWER EQUIPMENT OPERATOR
(Crane).....\$ 34.60 17.85

CRANES WITH BOOM 150 FEET & OVER, INCLUDING JIB, SHALL
RECEIVE \$.75 ABOVE THE WAGE RATE.
ALL CRANES WITH PILING LEADS WILL RECEIVE \$.50 ABOVE THE
WAGE, REGARDLESS OF BOOM LENGTH.

ENGI0181-086 06/01/2021

Rates Fringes

POWER EQUIPMENT OPERATOR
(Forklift).....\$ 33.51 17.85

IRON0070-004 06/01/2022

Rates Fringes

IRONWORKER, STRUCTURAL.....\$ 31.79 24.30

* IRON0782-015 08/01/2022

Rates Fringes

IRONWORKER, REINFORCING.....\$ 30.28 23.22

LABO0189-025 06/01/2022

Rates Fringes

LABORER (Carpenter Tender,
Grade Checker).....\$ 25.35 15.28

LABO0189-027 06/01/2022

Rates Fringes

LABORER (Pipelayer, Tamper -
Hand Held).....\$ 25.75 15.28

LABO0189-029 06/01/2022

Rates Fringes

LABORER (Grouting).....\$ 25.95 15.28

PAIN1072-006 12/01/2021

Rates Fringes

PAINTER (Drywall
Finishing/Taping and Spray
Only).....\$ 29.49 21.15

PLUM0452-021 11/01/2021

Rates Fringes

PIPEFITTER (Includes HVAC
Pipe and Unit Installation).....\$ 35.00 20.34

SFKY0669-002 04/01/2022

Rates Fringes

SPRINKLER FITTER.....\$ 39.52 22.61

SHEE0110-006 06/01/2021

Rates Fringes

SHEET METAL WORKER (Excludes
HVAC Duct Installation).....\$ 33.74 23.31

* UAVG-KY-0010 01/01/2019

Rates Fringes

IRONWORKER, ORNAMENTAL.....\$ 29.46 23.50

* UAVG-KY-0012 01/01/2020

Rates Fringes

LABORER: Power Tool Operator....\$ 24.23 14.67

* UAVG-KY-0013 01/01/2019

Rates Fringes

OPERATOR: Bulldozer.....\$ 32.38 15.75

SUKY2015-048 06/02/2015

Rates Fringes

BRICKLAYER.....\$ 23.53 11.62

CARPENTER (Form Work Only).....	\$ 19.97	9.54
CARPENTER, Excludes Acoustical Ceiling Installation, Drywall Hanging, Form Work, and Metal Stud Installation.....	\$ 22.53	10.25
CEMENT MASON/CONCRETE FINISHER...	\$ 20.92	10.90
ELECTRICIAN.....	\$ 29.53	12.94
LABORER: Common or General.....	\$ 20.67	7.65
LABORER: Mason Tender - Brick...	\$ 22.36	10.76
LABORER: Mason Tender - Cement/Concrete.....	\$ 23.17	10.05
OPERATOR: Backhoe/Excavator/Trackhoe.....	\$ 24.55	10.61
OPERATOR: Bobcat/Skid Steer/Skid Loader.....	\$ 24.64	13.00
OPERATOR: Grader/Blade.....	\$ 24.33	13.00
PAINTER (Brush and Roller).....	\$ 21.28	11.14
PLUMBER.....	\$ 30.36	13.62
ROOFER.....	\$ 22.31	7.41
SHEET METAL WORKER (HVAC Duct Installation Only).....	\$ 27.74	13.20
TILE FINISHER.....	\$ 17.67	7.45
TILE SETTER.....	\$ 25.77	6.10
TRUCK DRIVER: Dump Truck.....	\$ 17.07	6.25

WELDERS - Receive rate prescribed for craft performing operation to which welding is incidental.

=====

Note: Executive Order (EO) 13706, Establishing Paid Sick Leave for Federal Contractors applies to all contracts subject to the Davis-Bacon Act for which the contract is awarded (and any solicitation was issued) on or after January 1, 2017. If this contract is covered by the EO, the contractor must provide employees with 1 hour of paid sick leave for every 30 hours

they work, up to 56 hours of paid sick leave each year. Employees must be permitted to use paid sick leave for their own illness, injury or other health-related needs, including preventive care; to assist a family member (or person who is like family to the employee) who is ill, injured, or has other health-related needs, including preventive care; or for reasons resulting from, or to assist a family member (or person who is like family to the employee) who is a victim of, domestic violence, sexual assault, or stalking. Additional information on contractor requirements and worker protections under the EO is available at <https://www.dol.gov/agencies/whd/government-contracts>.

Unlisted classifications needed for work not included within the scope of the classifications listed may be added after award only as provided in the labor standards contract clauses (29CFR 5.5 (a) (1) (ii)).

The body of each wage determination lists the classification and wage rates that have been found to be prevailing for the cited type(s) of construction in the area covered by the wage determination. The classifications are listed in alphabetical order of ""identifiers"" that indicate whether the particular rate is a union rate (current union negotiated rate for local), a survey rate (weighted average rate) or a union average rate (weighted union average rate).

Union Rate Identifiers

A four letter classification abbreviation identifier enclosed in dotted lines beginning with characters other than ""SU"" or ""UAVG"" denotes that the union classification and rate were prevailing for that classification in the survey. Example: PLUM0198-005 07/01/2014. PLUM is an abbreviation identifier of the union which prevailed in the survey for this classification, which in this example would be Plumbers. 0198 indicates the local union number or district council number where applicable, i.e., Plumbers Local 0198. The next number, 005 in the example, is an internal number used in processing the wage determination. 07/01/2014 is the effective date of the most current negotiated rate, which in this example is July 1, 2014.

Union prevailing wage rates are updated to reflect all rate changes in the collective bargaining agreement (CBA) governing this classification and rate.

Survey Rate Identifiers

Classifications listed under the ""SU"" identifier indicate that

no one rate prevailed for this classification in the survey and the published rate is derived by computing a weighted average rate based on all the rates reported in the survey for that classification. As this weighted average rate includes all rates reported in the survey, it may include both union and non-union rates. Example: SULA2012-007 5/13/2014. SU indicates the rates are survey rates based on a weighted average calculation of rates and are not majority rates. LA indicates the State of Louisiana. 2012 is the year of survey on which these classifications and rates are based. The next number, 007 in the example, is an internal number used in producing the wage determination. 5/13/2014 indicates the survey completion date for the classifications and rates under that identifier.

Survey wage rates are not updated and remain in effect until a new survey is conducted.

Union Average Rate Identifiers

Classification(s) listed under the UAVG identifier indicate that no single majority rate prevailed for those classifications; however, 100% of the data reported for the classifications was union data. EXAMPLE: UAVG-OH-0010 08/29/2014. UAVG indicates that the rate is a weighted union average rate. OH indicates the state. The next number, 0010 in the example, is an internal number used in producing the wage determination. 08/29/2014 indicates the survey completion date for the classifications and rates under that identifier.

A UAVG rate will be updated once a year, usually in January of each year, to reflect a weighted average of the current negotiated/CBA rate of the union locals from which the rate is based.

WAGE DETERMINATION APPEALS PROCESS

1.) Has there been an initial decision in the matter? This can be:

- * an existing published wage determination
- * a survey underlying a wage determination
- * a Wage and Hour Division letter setting forth a position on a wage determination matter
- * a conformance (additional classification and rate) ruling

On survey related matters, initial contact, including requests for summaries of surveys, should be with the Wage and Hour National Office because National Office has responsibility for the Davis-Bacon survey program. If the response from this initial contact is not satisfactory, then the process described

in 2.) and 3.) should be followed.

With regard to any other matter not yet ripe for the formal process described here, initial contact should be with the Branch of Construction Wage Determinations. Write to:

Branch of Construction Wage Determinations
Wage and Hour Division
U.S. Department of Labor
200 Constitution Avenue, N.W.
Washington, DC 20210

2.) If the answer to the question in 1.) is yes, then an interested party (those affected by the action) can request review and reconsideration from the Wage and Hour Administrator (See 29 CFR Part 1.8 and 29 CFR Part 7). Write to:

Wage and Hour Administrator
U.S. Department of Labor
200 Constitution Avenue, N.W.
Washington, DC 20210

The request should be accompanied by a full statement of the interested party's position and by any information (wage payment data, project description, area practice material, etc.) that the requestor considers relevant to the issue.

3.) If the decision of the Administrator is not favorable, an interested party may appeal directly to the Administrative Review Board (formerly the Wage Appeals Board). Write to:

Administrative Review Board
U.S. Department of Labor
200 Constitution Avenue, N.W.
Washington, DC 20210

4.) All decisions by the Administrative Review Board are final.

END OF GENERAL DECISIO"

PROCUREMENT FORMS & SUPPLEMENTS

**BID FORM
20016
NICHOLAS COUNTY WATER DISTRICT
PHASE 12 WATER SYSTEM IMPROVEMENTS
CONTRACT 1 - WATER MAIN REPLACEMENT
TABLE OF CONTENTS**

	Page
Article 1 – Bid Recipient	1
Article 2 – Bidder’s Acknowledgements	1
Article 3 – Bidder’s Representations.....	1
Article 4 – Bidder’s Certification	2
Article 5 – Basis of Bid.....	3
Article 6 – Time of Completion	4
Article 7 – Attachments to this Bid	4
Article 8 – Defined Terms.....	4
Article 9 – Bid Submittal.....	4

ARTICLE 1 – BID RECIPIENT

1.01 This Bid is submitted to:

**PHYSICAL ADDRESS: NICHOLAS COUNTY WATER DISTRICT
1639 OLD PARIS ROAD
CARLISLE, KENTUCKY 40311**

**MAILING ADDRESS: NICHOLAS COUNTY WATER DISTRICT
1639 OLD PARIS ROAD
CARLISLE, KENTUCKY 40311**

1.02 The undersigned Bidder proposes and agrees, if this Bid is accepted, to enter into an Agreement with Owner in the form included in the Bidding Documents to perform all Work as specified or indicated in the Bidding Documents for the prices and within the times indicated in this Bid and in accordance with the other terms and conditions of the Bidding Documents.

ARTICLE 2 – BIDDER’S ACKNOWLEDGEMENTS

2.01 Bidder accepts all of the terms and conditions of the Instructions to Bidders, including without limitation those dealing with the disposition of Bid security. This Bid will remain subject to acceptance for 90 days after the Bid opening, or for such longer period of time that Bidder may agree to in writing upon request of Owner.

ARTICLE 3 – BIDDER’S REPRESENTATIONS

3.01 In submitting this Bid, Bidder represents that:

A. Bidder has examined and carefully studied the Bidding Documents, and any data and reference items identified in the Bidding Documents, and hereby acknowledges receipt of the following Addenda:

<u>Addendum No.</u>	<u>Addendum, Date</u>
_____	_____
_____	_____
_____	_____
_____	_____

B. Bidder has visited the Site, conducted a thorough, alert visual examination of the Site and adjacent areas, and become familiar with and satisfied itself as to the general, local, and Site conditions that may affect cost, progress, and performance of the Work.

C. Bidder is familiar with and has satisfied itself as to all Laws and Regulations that may affect cost, progress, and performance of the Work.

D. Bidder has considered the information known to Bidder itself; information commonly known to contractors doing business in the locality of the Site; information and observations obtained from visits to the Site; the Bidding Documents; and any Site-related reports and drawings identified in the Bidding Documents, with respect to the effect of such information, observations, and documents on (1) the cost, progress, and performance

of the Work; (2) the means, methods, techniques, sequences, and procedures of construction to be employed by Bidder; and (3) Bidder's safety precautions and programs.

- E. Bidder agrees, based on the information and observations referred to in the preceding paragraph, that no further examinations, investigations, explorations, tests, studies, or data are necessary for the determination of this Bid for performance of the Work at the price bid and within the times required, and in accordance with the other terms and conditions of the Bidding Documents.
- F. Bidder is aware of the general nature of work to be performed by Owner and others at the Site that relates to the Work as indicated in the Bidding Documents.
- G. Bidder has given Engineer written notice of all conflicts, errors, ambiguities, or discrepancies that Bidder has discovered in the Bidding Documents and confirms that the written resolution thereof by Engineer is acceptable to Bidder.
- H. The Bidding Documents are generally sufficient to indicate and convey understanding of all terms and conditions for the performance and furnishing of the Work.
- I. The submission of this Bid constitutes an incontrovertible representation by Bidder that Bidder has complied with every requirement of this Article, and that without exception the Bid and all prices in the Bid are premised upon performing and furnishing the Work required by the Bidding Documents.

ARTICLE 4 – BIDDER'S CERTIFICATION

4.01 Bidder certifies that:

- A. This Bid is genuine and not made in the interest of or on behalf of any undisclosed individual or entity and is not submitted in conformity with any collusive agreement or rules of any group, association, organization, or corporation;
- B. Bidder has not directly or indirectly induced or solicited any other Bidder to submit a false or sham Bid;
- C. Bidder has not solicited or induced any individual or entity to refrain from bidding; and
- D. Bidder has not engaged in corrupt, fraudulent, collusive, or coercive practices in competing for the Contract. For the purposes of this Paragraph 4.01.D:
 1. "corrupt practice" means the offering, giving, receiving, or soliciting of anything of value likely to influence the action of a public official in the bidding process;
 2. "fraudulent practice" means an intentional misrepresentation of facts made (a) to influence the bidding process to the detriment of Owner, (b) to establish bid prices at artificial non-competitive levels, or (c) to deprive Owner of the benefits of free and open competition;
 3. "collusive practice" means a scheme or arrangement between two or more Bidders, with or without the knowledge of Owner, a purpose of which is to establish bid prices at artificial, non-competitive levels; and
 4. "coercive practice" means harming or threatening to harm, directly or indirectly, persons or their property to influence their participation in the bidding process or affect the execution of the Contract.

ARTICLE 5 – BASIS OF BID

5.01 Bidder will complete the Work in accordance with the Contract Documents for the following price(s):

BID SCHEDULE

Item No.	Description	Estimated Quantity	Unit	Bid Unit Price	Bid Price
1	4" PVC Class 200 Water Main	2100	LF		
2	8" Ductile Iron Class 350 Water Main	7000	LF		
3	4" Gate Valve and Box	3	EA		
4	8" Gate Valve and Box	1	EA		
5	4" Tapping Sleeve and Valve	3	EA		
6	8" Tapping Sleeve and Valve	2	EA		
7	Blow Off Assembly	2	EA		
8	4" Flush Hydrant Assembly	1	EA		
9	10" Steel Casing Bore and Jack	160	LF		
10	Cut and Plug Existing Water Main	4	EA		
11	Connect to Existing Water Main	2	EA		
12	New Setters in Existing Meter Boxes	5	EA		
13	Reconnect Existing Meters	3	EA		
14	1" Additional PE Class 250 Service Line	300	LF		
15	¾" Air Release Valve	1	EA		
16	Demolition of E. Union and Concord BPS	1	LS		
17	Portable Generator	1	EA		
18	New East Union Booster Pump Station	1	LS		
19	New US 68 (Office) Booster Pump Station	1	LS		
20	New Blue Licks Booster Pump Station	1	LS		
21	PVC Casing Open Cut	50	LF		
22	Pipeline Markers	12	EA		
Total of All Unit Price Bid Items					\$

TOTAL BASE BID: _____ DOLLARS
& _____ CENTS

ARTICLE 6 – TIME OF COMPLETION

- 6.01 Bidder agrees that the Work will be substantially complete within 180 calendar days after the date when the Contract Times commence to run as provided in Paragraph 4.01 of the General Conditions, and will be completed and ready for final payment in accordance with Paragraph 15.06 of the General Conditions within 210 calendar days after the date when the Contract Times commence to run.
- 6.02 Bidder accepts the provisions of the Agreement as to liquidated damages.

ARTICLE 7 – ATTACHMENTS TO THIS BID

- 7.01 The following documents are submitted with and made a condition of this Bid:
 - A. Required Bid security;
 - B. List of Proposed Subcontractors;
 - C. List of Proposed Suppliers;
 - D. List of Project References;
 - E. Evidence of authority to do business in the state of the Project; or a written covenant to obtain such license within the time for acceptance of Bids;
 - F. Contractor’s License No.: [REDACTED] [or] Evidence of Bidder’s ability to obtain a State Contractor’s License and a covenant by Bidder to obtain said license within the time for acceptance of Bids;
 - G. Required Bidder Qualification Statement with supporting data; and

ARTICLE 8 – DEFINED TERMS

- 8.01 The terms used in this Bid with initial capital letters have the meanings stated in the Instructions to Bidders, the General Conditions, and the Supplementary Conditions.

ARTICLE 9 – BID SUBMITTAL

BIDDER: *[Indicate correct name of bidding entity]*

By: _____

[Signature]

[Printed name]

(If Bidder is a corporation, a limited liability company, a partnership, or a joint venture, attach evidence of authority to sign.)

Attest:
[Signature] _____

[Printed name] _____

Title: _____

Submittal Date: _____

Address for giving notices:

Telephone Number: _____

Fax Number: _____

Contact Name and e-mail address: _____

Bidder's License No.: _____
(where applicable)

NOTE TO USER: Use in those states or other jurisdictions where applicable or required.

BID BOND

Any singular reference to Bidder, Surety, Owner or other party shall be considered plural where applicable.

BIDDER (*Name and Address*):

SURETY (*Name, and Address of Principal Place of Business*):

OWNER (*Name and Address*):

Nicholas County Water District
1639 Old Paris Road
Carlisle, KY 40311

BID

Bid Due Date:

Description: Contract 1 – Water Main and Booster Pump Station Replacement.

BOND

Bond Number:

Date:

Penal sum _____ \$ _____
(Words) (Figures)

Surety and Bidder, intending to be legally bound hereby, subject to the terms set forth below, do each cause this Bid Bond to be duly executed by an authorized officer, agent, or representative.

BIDDER

SURETY

Bidder's Name and Corporate Seal (Seal)

Surety's Name and Corporate Seal (Seal)

By:

Signature

Print Name

Title

By:

Signature (Attach Power of Attorney)

Print Name

Title

Attest:

Signature

Title

Attest:

Signature

Title

Note: Addresses are to be used for giving any required notice.

Provide execution by any additional parties, such as joint venturers, if necessary.

1. Bidder and Surety, jointly and severally, bind themselves, their heirs, executors, administrators, successors, and assigns to pay to Owner upon default of Bidder the penal sum set forth on the face of this Bond. Payment of the penal sum is the extent of Bidder's and Surety's liability. Recovery of such penal sum under the terms of this Bond shall be Owner's sole and exclusive remedy upon default of Bidder.
2. Default of Bidder shall occur upon the failure of Bidder to deliver within the time required by the Bidding Documents (or any extension thereof agreed to in writing by Owner) the executed Agreement required by the Bidding Documents and any performance and payment bonds required by the Bidding Documents.
3. This obligation shall be null and void if:
 - 3.1 Owner accepts Bidder's Bid and Bidder delivers within the time required by the Bidding Documents (or any extension thereof agreed to in writing by Owner) the executed Agreement required by the Bidding Documents and any performance and payment bonds required by the Bidding Documents, or
 - 3.2 All Bids are rejected by Owner, or
 - 3.3 Owner fails to issue a Notice of Award to Bidder within the time specified in the Bidding Documents (or any extension thereof agreed to in writing by Bidder and, if applicable, consented to by Surety when required by Paragraph 5 hereof).
4. Payment under this Bond will be due and payable upon default of Bidder and within 30 calendar days after receipt by Bidder and Surety of written notice of default from Owner, which notice will be given with reasonable promptness, identifying this Bond and the Project and including a statement of the amount due.
5. Surety waives notice of any and all defenses based on or arising out of any time extension to issue Notice of Award agreed to in writing by Owner and Bidder, provided that the total time for issuing Notice of Award including extensions shall not in the aggregate exceed 120 days from the Bid due date without Surety's written consent.
6. No suit or action shall be commenced under this Bond prior to 30 calendar days after the notice of default required in Paragraph 4 above is received by Bidder and Surety and in no case later than one year after the Bid due date.
7. Any suit or action under this Bond shall be commenced only in a court of competent jurisdiction located in the state in which the Project is located.
8. Notices required hereunder shall be in writing and sent to Bidder and Surety at their respective addresses shown on the face of this Bond. Such notices may be sent by personal delivery, commercial courier, or by United States Registered or Certified Mail, return receipt requested, postage pre-paid, and shall be deemed to be effective upon receipt by the party concerned.
9. Surety shall cause to be attached to this Bond a current and effective Power of Attorney evidencing the authority of the officer, agent, or representative who executed this Bond on behalf of Surety to execute, seal, and deliver such Bond and bind the Surety thereby.
10. This Bond is intended to conform to all applicable statutory requirements. Any applicable requirement of any applicable statute that has been omitted from this Bond shall be deemed to be included herein as if set forth at length. If any provision of this Bond conflicts with any applicable statute, then the provision of said statute shall govern and the remainder of this Bond that is not in conflict therewith shall continue in full force and effect.

11. The term "Bid" as used herein includes a Bid, offer, or proposal as applicable.

COMPLIANCE STATEMENT

This statement relates to a proposed contract with _____

(Name of borrower or grantee)

who expects to finance the contract with assistance from either the Rural Housing Service (RHS), Rural Business-Cooperative Service (RBS), or the Rural Utilities Service (RUS) or their successor agencies, United States Department of Agriculture (whether by a loan, grant, loan insurance, guarantee, or other form of financial assistance). I am the undersigned bidder or prospective contractor, I represent that:

1. I have, have not, participated in a previous contract or subcontract subject to Executive Order 11246 (regarding equal employment opportunity) or a preceding similar Executive Order.
2. If I have participated in such a contract or subcontract, I have, have not, filed all compliance reports that have been required to file in connection with the contract or subcontract.

If the proposed contract is for \$50,000 or more and I have 50 or more employees, I also represent that:

3. I have, have not previously had contracts subject to the written affirmative action programs requirements of the Secretary of Labor.
4. If I have participated in such a contract or subcontract, I have, have not developed and placed on file at each establishment affirmative action programs as required by the rules and regulations of the Secretary of Labor.

I understand that if I have failed to file any compliance reports that have been required of me, I am not eligible and will not be eligible to have my bid considered or to enter into the proposed contract unless and until I make an arrangement regarding such reports that is satisfactory to either the RHS, RBS or RUS, or to the office where the reports are required to be filed.

I also certify that I do not maintain or provide for my employees any segregated facilities at any of my establishments, and that I do not permit my employees to perform their services at any location, under my control, where segregated facilities are maintained. I certify further that I will not maintain or provide for my employees any segregated facilities at any of my establishments, and that I will not permit my employees to perform their services at any location, under my control, where segregated facilities are maintained. I agree that a breach of this certification is a violation of the Equal Opportunity clause in my contract. As used in this certification, the term "segregated facilities" means any waiting rooms, work areas, restrooms and wash rooms, restaurants and other eating areas time clocks, locker rooms and other storage or dressing areas, parking lots, drinking fountains, recreation or entertainment areas, transportation, and housing facilities provided for employees which are segregated by explicit directive or are in fact segregated on the basis of race, creed, color, or national origin, because of habit, local custom, or otherwise. I further agree that (except where I have obtained identical certifications for proposed subcontractors for specific time periods) I will obtain identical certifications from proposed subcontractors prior to the award of subcontracts exceeding \$10,000 which are not exempt from the provisions of the Equal Opportunity clause; that I will retain such certifications in my files; and that I will forward the following notice to such proposed subcontractors (except where the proposed subcontractors have submitted identical certifications for specific time periods): (See Reverse).

According to the Paperwork Reduction Act of 1995, an agency may not conduct or sponsor, and a person is not required to respond to a collection of information unless it displays the valid OMB control number. The valid OMB control number for this information collection is 0575-0018. The time required to complete this information collection is estimated to average 10 minutes per response, including the time for reviewing instructions, searching existing data sources, gathering and maintaining the data needed, and completing and reviewing the collection of information.

**NOTICE TO PROSPECTIVE SUBCONTRACTORS OF REQUIREMENTS FOR
CERTIFICATIONS OF NON-SEGREGATED FACILITIES**

A certification of Nonsegregated Facilities, as required by the May 9, 1967, order (32F.R. 7439, may 19, 1967) on Elimination of Segregated Facilities, by the Secretary of Labor, must be submitted prior to the award of a subcontract exceeding \$ 10,000 which is not exempt from the provisions of the Equal Opportunity clause. The certification may be submitted either for each subcontract or for all subcontracts during a period (i.e., quarterly, semiannually, or annually).

NOTE: The penalty for making false statements in offers is prescribed in 18 U.S.C. 1001.

Date _____

(Signature of Bidder or Prospective Contractor)

Address (including Zip Code)

CERTIFICATION FOR CONTRACTS, GRANTS AND LOANS

The undersigned certifies, to the best of his or her knowledge and belief, that:

1. No Federal appropriated funds have been paid or will be paid, by or on behalf of the undersigned, to any person for influencing or attempting to influence an officer or employee of any agency, a Member of Congress, an officer or employee of Congress, or an employee of a Member of Congress in connection with the awarding of any Federal contract, the making of any Federal grant or Federal loan, and the extension, continuation, renewal, amendment, or modification of any Federal contract, grant or loan.

2. If any funds other than Federal appropriated funds have been paid or will be paid to any person for influencing or attempting to influence an officer or employee of any agency, a Member of Congress, an officer or employee of Congress, or an employee of a Member of Congress in connection with this Federal contract, grant or loan, the undersigned shall complete and submit Standard Form - LLL, "Disclosure of Lobbying Activities," in accordance with its instructions.

3. The undersigned shall require that the language of this certification be included in the award documents for all subawards at all tiers (including contracts, subcontracts, and subgrants under grants and loans) and that all subrecipients shall certify and disclose accordingly.

This certification is a material representation of fact upon which reliance was placed when this transaction was made or entered into. Submission of this certification is a prerequisite for making or entering into this transaction imposed by section 1352, title 31, U.S. Code. Any person who fails to file the required certification shall be subject to a civil penalty of not less than \$10,000 and not more than \$100,000 for each such failure.

(name)

(date)

(title)

oOo

QUALIFICATIONS STATEMENT

THE INFORMATION SUPPLIED IN THIS DOCUMENT IS CONFIDENTIAL TO THE EXTENT PERMITTED BY LAWS AND REGULATIONS

1. SUBMITTED BY:

Official Name of Firm: _____

Address: _____

2. SUBMITTED TO:

3. SUBMITTED FOR:

Owner: Nicholas County Water District

Project Name: Phase 12 Water System Improvements

Contract 1 – Water Main Replacement

TYPE OF WORK: Replacement of approximately 9,000 LF of water main and

Three existing booster pump stations.

4. CONTRACTOR'S CONTACT INFORMATION

Contact Person: _____

Title: _____

Phone: _____

Email: _____

5. AFFILIATED COMPANIES:

Name: _____

Address: _____

6. TYPE OF ORGANIZATION:

SOLE PROPRIETORSHIP

Name of Owner: _____

Doing Business As: _____

Date of Organization: _____

PARTNERSHIP

Date of Organization: _____

Type of Partnership: _____

Name of General Partner(s): _____

CORPORATION

State of Organization: _____

Date of Organization: _____

Executive Officers:

- President: _____

- Vice President(s): _____

- Treasurer: _____

- Secretary: _____

LIMITED LIABILITY COMPANY

State of Organization: _____

Date of Organization: _____

Members: _____

JOINT VENTURE

Sate of Organization: _____

Date of Organization: _____

Form of Organization: _____

Joint Venture Managing Partner

- Name: _____

- Address: _____

Joint Venture Managing Partner

- Name: _____

- Address: _____

Joint Venture Managing Partner

- Name: _____

- Address: _____

7. LICENSING

Jurisdiction: _____

Type of License: _____
 License Number: _____
 Jurisdiction: _____
 Type of License: _____
 License Number: _____

8. CERTIFICATIONS

CERTIFIED BY:

Disadvantage Business Enterprise: _____
 Minority Business Enterprise: _____
 Woman Owned Enterprise: _____
 Small Business Enterprise: _____
 Other (_____): _____

9. BONDING INFORMATION

Bonding Company: _____
 Address: _____

 Bonding Agent: _____
 Address: _____

 Contact Name: _____
 Phone: _____
 Aggregate Bonding Capacity: _____
 Available Bonding Capacity as of date of this submittal: _____

10. FINANCIAL INFORMATION

Financial Institution: _____

Address: _____

Account Manager: _____

Phone: _____

INCLUDE AS AN ATTACHMENT AN AUDITED BALANCE SHEET FOR EACH OF THE LAST 3 YEARS

11. CONSTRUCTION EXPERIENCE:

Current Experience:

List on **Schedule A** all uncompleted projects currently under contract (If Joint Venture list each participant's projects separately).

Previous Experience:

List on **Schedule B** all projects completed within the last 5 Years (If Joint Venture list each participant's projects separately).

Has firm listed in Section 1 ever failed to complete a construction contract awarded to it?

YES NO

If YES, attach as an Attachment details including Project Owner's contact information.

Has any Corporate Officer, Partner, Joint Venture participant or Proprietor ever failed to complete a construction contract awarded to them in their name or when acting as a principal of another entity?

YES NO

If YES, attach as an Attachment details including Project Owner's contact information.

Are there any judgments, claims, disputes or litigation pending or outstanding involving the firm listed in Section 1 or any of its officers (or any of its partners if a partnership or any of the individual entities if a joint venture)?

YES NO

If YES, attach as an Attachment details including Project Owner's contact information.

12. SAFETY PROGRAM:

EJCDC® C-451, Qualifications Statement.

Copyright © 2013 National Society of Professional Engineers, American Council of Engineering Companies, and American Society of Civil Engineers. All rights reserved.

Page 5 of 8

BIDDER'S QUALIFICATION STATEMENT

Name of Contractor's Safety Officer: _____

Include the following as attachments:

Provide as an Attachment Contractor's (and Contractor's proposed Subcontractors and Suppliers furnishing or performing Work having a value in excess of 10 percent of the total amount of the Bid) OSHA No. 500- Log & Summary of Occupational Injuries & Illnesses for the past 5 years.

Provide as an Attachment Contractor's (and Contractor's proposed Subcontractors and Suppliers furnishing or performing Work having a value in excess of 10 percent of the total amount of the Bid) list of all OSHA Citations & Notifications of Penalty (monetary or other) received within the last 5 years (indicate disposition as applicable) - IF NONE SO STATE.

Provide as an Attachment Contractor's (and Contractor's proposed Subcontractors and Suppliers furnishing or performing Work having a value in excess of 10 percent of the total amount of the Bid) list of all safety citations or violations under any state all received within the last 5 years (indicate disposition as applicable) - IF NONE SO STATE.

Provide the following for the firm listed in Section V (and for each proposed Subcontractor furnishing or performing Work having a value in excess of 10 percent of the total amount of the Bid) the following (attach additional sheets as necessary):

Workers' compensation Experience Modification Rate (EMR) for the last 5 years:

YEAR	_____	EMR	_____
YEAR	_____	EMR	_____
YEAR	_____	EMR	_____
YEAR	_____	EMR	_____
YEAR	_____	EMR	_____

Total Recordable Frequency Rate (TRFR) for the last 5 years:

YEAR	_____	TRFR	_____
YEAR	_____	TRFR	_____
YEAR	_____	TRFR	_____
YEAR	_____	TRFR	_____
YEAR	_____	TRFR	_____

Total number of man-hours worked for the last 5 Years:

YEAR	_____	TOTAL NUMBER OF MAN-HOURS	_____
YEAR	_____	TOTAL NUMBER OF MAN-HOURS	_____
YEAR	_____	TOTAL NUMBER OF MAN-HOURS	_____
YEAR	_____	TOTAL NUMBER OF MAN-HOURS	_____
YEAR	_____	TOTAL NUMBER OF MAN-HOURS	_____

Provide Contractor's (and Contractor's proposed Subcontractors and Suppliers furnishing or performing Work having a value in excess of 10 percent of the total amount of the Bid) Days Away From Work, Days of Restricted Work Activity or Job Transfer (DART) incidence rate for the particular industry or type of Work to be performed by Contractor and each of Contractor's proposed Subcontractors and Suppliers) for the last 5 years:

YEAR	_____	DART	_____
YEAR	_____	DART	_____
YEAR	_____	DART	_____
YEAR	_____	DART	_____
YEAR	_____	DART	_____

13. EQUIPMENT:

MAJOR EQUIPMENT:

List on **Schedule C** all pieces of major equipment available for use on Owner's Project.

I HEREBY CERTIFY THAT THE INFORMATION SUBMITTED HERewith, INCLUDING ANY ATTACHMENTS, IS TRUE TO THE BEST OF MY KNOWLEDGE AND BELIEF.

NAME OF ORGANIZATION: _____

BY: _____

TITLE: _____

DATED: _____

NOTARY ATTEST:

SUBSCRIBED AND SWORN TO BEFORE ME

THIS _____ DAY OF _____, 20____

NOTARY PUBLIC - STATE OF _____

MY COMMISSION EXPIRES: _____

REQUIRED ATTACHMENTS

1. Schedule A (Current Experience).
2. Schedule B (Previous Experience).
3. Schedule C (Major Equipment).
4. Audited balance sheet for each of the last 3 years for firm named in Section 1.
5. Evidence of authority for individuals listed in Section 7 to bind organization to an agreement.
6. Resumes of officers and key individuals (including Safety Officer) of firm named in Section 1.
7. Required safety program submittals listed in Section 13.
8. Additional items as pertinent.

SCHEDULE A

CURRENT EXPERIENCE

Project Name	Owner's Contact Person	Design Engineer	Contract Date	Type of Work	Status	Cost of Work
	Name: Address: Telephone:	Name: Company: Telephone:				
	Name: Address: Telephone:	Name: Company: Telephone:				
	Name: Address: Telephone:	Name: Company: Telephone:				
	Name: Address: Telephone:	Name: Company: Telephone:				
	Name: Address: Telephone:	Name: Company: Telephone:				
	Name: Address: Telephone:	Name: Company: Telephone:				
	Name: Address: Telephone:	Name: Company: Telephone:				

SCHEDULE B

PREVIOUS EXPERIENCE (Include ALL Projects Completed within last 5 years)

Project Name	Owner's Contact Person	Design Engineer	Contract Date	Type of Work	Status	Cost of Work
	Name: Address: Telephone:	Name: Company: Telephone:				
	Name: Address: Telephone:	Name: Company: Telephone:				
	Name: Address: Telephone:	Name: Company: Telephone:				
	Name: Address: Telephone:	Name: Company: Telephone:				
	Name: Address: Telephone:	Name: Company: Telephone:				
	Name: Address: Telephone:	Name: Company: Telephone:				
	Name: Address: Telephone:	Name: Company: Telephone:				
	Name: Address: Telephone:	Name: Company: Telephone:				

SCHEDULE B

PREVIOUS EXPERIENCE (Include ALL Projects Completed within last 5 years)

Project Name	Owner's Contact Person	Design Engineer	Contract Date	Type of Work	Status	Cost of Work
	Name: Address: Telephone:	Name: Company: Telephone:				
	Name: Address: Telephone:	Name: Company: Telephone:				
	Name: Address: Telephone:	Name: Company: Telephone:				
	Name: Address: Telephone:	Name: Company: Telephone:				
	Name: Address: Telephone:	Name: Company: Telephone:				
	Name: Address: Telephone:	Name: Company: Telephone:				
	Name: Address: Telephone:	Name: Company: Telephone:				
	Name: Address: Telephone:	Name: Company: Telephone:				

SCHEDULE C - LIST OF MAJOR EQUIPMENT AVAILABLE

ITEM	PURCHASE DATE	CONDITION	ACQUIRED VALUE

U.S. DEPARTMENT OF AGRICULTURE

**Certification Regarding Debarment, Suspension, Ineligibility
and Voluntary Exclusion - Lower Tier Covered Transactions**

This certification is required by the regulations implementing Executive Order 12549, Debarment and Suspension, 7 CFR part 3017, Section 3017.510, Participants' responsibilities. The regulations were published as Part IV of the January 30, 1989, Federal Register (pages 4722-4733). Copies of the regulations may be obtained by contacting the Department of Agriculture agency with which this transaction originated.

(BEFORE COMPLETING CERTIFICATION, READ INSTRUCTIONS ON REVERSE)

- (1) The prospective lower tier participant certifies, by submission of this proposal, that neither it nor its principals is presently debarred, suspended, proposed for debarment, declared ineligible, or voluntarily excluded from participation in this transaction by any Federal department or agency.
- (2) Where the prospective lower tier participant is unable to certify to any of the statements in this certification, such prospective participant shall attach an explanation to this proposal.

Organization Name

PR/Award Number or Project Name

Name(s) and Title(s) of Authorized Representative(s)

Signature(s)

Date

Instructions for Certification

1. By signing and submitting this form, the prospective lower tier participant is providing the certification set out on the reverse side in accordance with these instructions.
2. The certification in this clause is a material representation of fact upon which reliance was placed when this transaction was entered into. If it is later determined that the prospective lower tier participant knowingly rendered an erroneous certification, in addition to other remedies available to the Federal Government, the department or agency with which this transaction originated may pursue available remedies, including suspension and/or debarment.
3. The prospective lower tier participant shall provide immediate written notice to the person to which this proposal is submitted if at any time the prospective lower tier participant learns that its certification was erroneous when submitted or has become erroneous by reason of changed circumstances.
4. The terms "covered transaction," "debarred," "suspended," "ineligible," "lower tier covered transaction," "participant," "person," "primary covered transaction," "principal," "proposal," and "voluntarily excluded," as used in this clause, have the meanings set out in the Definitions and Coverage sections of rules implementing Executive Order 12549. You may contact the person to which this proposal is submitted for assistance in obtaining a copy of those regulations.
5. The prospective lower tier participant agrees by submitting this form that, should the proposed covered transaction be entered into, it shall not knowingly enter into any lower tier covered transaction with a person who is debarred, suspended, declared ineligible, or voluntarily excluded from participation in this covered transaction, unless authorized by the department or agency with which this transaction originated.
6. The prospective lower tier participant further agrees by submitting this form that it will include this clause titled "Certification Regarding Debarment, Suspension, Ineligibility and Voluntary Exclusion - Lower Tier Covered Transaction," without modification, in all lower tier covered transaction and in all solicitations for lower tier covered transactions.
7. A participant in a covered transaction may rely upon a certification of a prospective participant in a lower tier covered transaction that is not debarred, suspended, ineligible, or voluntarily excluded from the covered transaction, unless it knows that the certification is erroneous. A participant may decide the method and frequency by which it determines the eligibility of its principals. Each participant may, but is not required to, check the Nonprocurement List.
8. Nothing contained in the foregoing shall be construed to require establishment of a system of records in order to render in good faith the certification required by this clause. The knowledge and information of a participant is not required to exceed that which is normally possessed by a prudent person in the ordinary course of business dealings.
9. Except for transactions authorized under paragraph 5 of these instructions, if a participant in a covered transaction knowingly enters into a lower tier covered transaction with a person who is suspended, debarred, ineligible, or voluntarily excluded from participation in this transaction, in addition to other remedies available to the Federal Government, the department or agency with which this transaction originated may pursue available remedies, including suspension and/or debarment.

CONTRACTING FORMS

NOTICE OF AWARD

Date of Issuance:

Owner:
Nicholas Co.
Water District

Owner's Contract No.:

Engineer:
Bluegrass
Engineering, PLLC

Engineer's Project No.:
20016

Project: Phase
12 Water System
Improvements
Contract 1

Contract Name:

Bidder:

Bidder's Address:

TO BIDDER:

You are notified that Owner has accepted your Bid dated [_____] for the above Contract, and that you are the Successful Bidder and are awarded a Contract for:

Phase 12 Water System Improvements Contract 1 – Water Main Replacement _____
[describe Work, alternates, or sections of Work awarded]

The Contract Price of the awarded Contract is: \$ _____ *[note if subject to unit prices, or cost-plus]*

[X] unexecuted counterparts of the Agreement accompany this Notice of Award, and one copy of the Contract Documents accompanies this Notice of Award, or has been transmitted or made available to Bidder electronically. *[revise if multiple copies accompany the Notice of Award]*

a set of the Drawings will be delivered separately from the other Contract Documents.

You must comply with the following conditions precedent within 15 days of the date of this Notice of Award:

1. Deliver to Owner [5] counterparts of the Agreement, fully executed by Bidder.
2. Deliver with the executed Agreement(s) the Contract security *[e.g., performance and payment bonds]* and insurance documentation as specified in the Instructions to Bidders and General Conditions, Articles 2 and 6.
3. Other conditions precedent (if any):

Failure to comply with these conditions within the time specified will entitle Owner to consider you in default, annul this Notice of Award, and declare your Bid security forfeited.

Within ten days after you comply with the above conditions, Owner will return to you one fully executed counterpart of the Agreement, together with any additional copies of the Contract Documents as indicated in Paragraph 2.02 of the General Conditions.

Owner: Nicholas County Water District

Authorized Signature

By: Silas Cleaver III

Title: Chairman

**AGREEMENT
BETWEEN OWNER AND CONTRACTOR FOR
CONSTRUCTION CONTRACT (STIPULATED PRICE)**

Prepared by



Issued and Published Jointly by



Endorsed by



Copyright © 2013:

National Society of Professional Engineers
1420 King Street, Alexandria, VA 22314-2794
(703) 684-2882
www.nspe.org

American Council of Engineering Companies
1015 15th Street N.W., Washington, DC 20005
(202) 347-7474
www.acec.org

American Society of Civil Engineers
1801 Alexander Bell Drive, Reston, VA 20191-4400
(800) 548-2723
www.asce.org

The copyright for this EJCDC document is owned jointly by the three sponsoring organizations listed above. The National Society of Professional Engineers is the Copyright Administrator for the EJCDC documents; please direct all inquiries regarding EJCDC copyrights to NSPE.

NOTE: EJCDC publications may be purchased at www.ejcdc.org, or from any of the sponsoring organizations above.

AGREEMENT
BETWEEN OWNER AND CONTRACTOR
FOR CONSTRUCTION CONTRACT (STIPULATED PRICE)

THIS AGREEMENT is by and between Nicholas County Water District (“Owner”) and _____ (“Contractor”).

Owner and Contractor hereby agree as follows:

ARTICLE 1 – WORK

1.01 Contractor shall complete all Work as specified or indicated in the Contract Documents. The Work is generally described as follows:

ARTICLE 2 – THE PROJECT

2.01 The Project, of which the Work under the Contract Documents is a part, is generally described as follows:

PHASE 12 WATER SYSTEM IMPROVEMENTS, CONTRACT 1 - WATER MAIN REPLACEMENT

ARTICLE 3 – ENGINEER

3.01 The part of the Project that pertains to the Work has been designed by **BLUEGRASS ENGINEERING, PLLC, GEORGETOWN, KENTUCKY**.

3.02 The Owner has retained **BLUEGRASS ENGINEERING, PLLC, GEORGETOWN, KENTUCKY** (“Engineer”) to act as Owner’s representative, assume all duties and responsibilities, and have the rights and authority assigned to Engineer in the Contract Documents in connection with the completion of the Work in accordance with the Contract Documents.

ARTICLE 4 – CONTRACT TIMES

4.01 *Time of the Essence*

A. All time limits for Milestones, if any, Substantial Completion, and completion and readiness for final payment as stated in the Contract Documents are of the essence of the Contract.

4.02 *Contract Times: Days*

A. The Work will be substantially completed within **180** days after the date when the Contract Times commence to run as provided in Paragraph 4.01 of the General Conditions, and completed and ready for final payment in accordance with Paragraph 15.06 of the General Conditions within **210** days after the date when the Contract Times commence to run.

4.03 *Liquidated Damages*

A. Contractor and Owner recognize that time is of the essence as stated in Paragraph 4.01 above and that Owner will suffer financial and other losses if the Work is not completed and Milestones not achieved within the times specified in Paragraph 4.02 above, plus any extensions thereof allowed in accordance with the Contract. The parties also recognize the delays, expense, and difficulties involved in proving in a legal or arbitration proceeding the

actual loss suffered by Owner if the Work is not completed on time. Accordingly, instead of requiring any such proof, Owner and Contractor agree that as liquidated damages for delay (but not as a penalty):

1. Substantial Completion: Contractor shall pay Owner **\$700.00** for each day that expires after the time (as duly adjusted pursuant to the Contract) specified in Paragraph 4.02.A above for Substantial Completion until the Work is substantially complete.
2. Completion of Remaining Work: After Substantial Completion, if Contractor shall neglect, refuse, or fail to complete the remaining Work within the Contract Times (as duly adjusted pursuant to the Contract) for completion and readiness for final payment, Contractor shall pay Owner **\$700.00** for each day that expires after such time until the Work is completed and ready for final payment.
3. Liquidated damages for failing to timely attain Substantial Completion and final completion are not additive and will not be imposed concurrently.

4.04 *Special Damages*

- A. In addition to the amount provided for liquidated damages, Contractor shall reimburse Owner (1) for any fines or penalties imposed on Owner as a direct result of the Contractor's failure to attain Substantial Completion according to the Contract Times, and (2) for the actual costs reasonably incurred by Owner for engineering, construction observation, inspection, and administrative services needed after the time specified in Paragraph 4.02 for Substantial Completion (as duly adjusted pursuant to the Contract), until the Work is substantially complete.
- B. After Contractor achieves Substantial Completion, if Contractor shall neglect, refuse, or fail to complete the remaining Work within the Contract Times, Contractor shall reimburse Owner for the actual costs reasonably incurred by Owner for engineering, construction observation, inspection, and administrative services needed after the time specified in Paragraph 4.02 for Work to be completed and ready for final payment (as duly adjusted pursuant to the Contract), until the Work is completed and ready for final payment.

ARTICLE 5 – CONTRACT PRICE

- 5.01 Owner shall pay Contractor for completion of the Work in accordance with the Contract Documents the amounts that follow, subject to adjustment under the Contract:
 - A. For all Work, at the prices stated in Contractor's Bid, attached hereto as an exhibit.

ARTICLE 6 – PAYMENT PROCEDURES

6.01 *Submittal and Processing of Payments*

- A. Contractor shall submit Applications for Payment in accordance with Article 15 of the General Conditions. Applications for Payment will be processed by Engineer as provided in the General Conditions.

6.02 *Progress Payments; Retainage*

- A. Owner shall make progress payments on account of the Contract Price on the basis of Contractor's Applications for Payment on or about the TBD day of each month during performance of the Work as provided in Paragraph 6.02.A.1 below, provided that such Applications for Payment have been submitted in a timely manner and otherwise meet the requirements of the Contract. All such payments will be measured by the Schedule of Values

established as provided in the General Conditions (and in the case of Unit Price Work based on the number of units completed) or, in the event there is no Schedule of Values, as provided elsewhere in the Contract.

1. Prior to Substantial Completion, progress payments will be made in an amount equal to the percentage indicated below but, in each case, less the aggregate of payments previously made and less such amounts as Owner may withhold, including but not limited to liquidated damages, in accordance with the Contract
 - a. 95 percent of Work completed (with the balance being retainage). If the Work has been 50 percent completed as determined by Engineer, and if the character and progress of the Work have been satisfactory to Owner and Engineer, then as long as the character and progress of the Work remain satisfactory to Owner and Engineer, there will be no additional retainage; and
 - b. 90 percent of cost of materials and equipment not incorporated in the Work (with the balance being retainage).
- B. Upon Substantial Completion, Owner shall pay an amount sufficient to increase total payments to Contractor to 100 percent of the Work completed, less such amounts set off by Owner pursuant to Paragraph 15.01.E of the General Conditions, and less 200 percent of Engineer's estimate of the value of Work to be completed or corrected as shown on the punch list of items to be completed or corrected prior to final payment.

6.03 *Final Payment*

- A. Upon final completion and acceptance of the Work in accordance with Paragraph 15.06 of the General Conditions, Owner shall pay the remainder of the Contract Price as recommended by Engineer as provided in said Paragraph 15.06.

ARTICLE 7 – INTEREST

- 7.01 All amounts not paid when due shall bear interest at the rate of 0 percent per annum.

ARTICLE 8 – CONTRACTOR'S REPRESENTATIONS

- 8.01 In order to induce Owner to enter into this Contract, Contractor makes the following representations:
 - A. Contractor has examined and carefully studied the Contract Documents, and any data and reference items identified in the Contract Documents.
 - B. Contractor has visited the Site, conducted a thorough, alert visual examination of the Site and adjacent areas, and become familiar with and is satisfied as to the general, local, and Site conditions that may affect cost, progress, and performance of the Work.
 - C. Contractor is familiar with and is satisfied as to all Laws and Regulations that may affect cost, progress, and performance of the Work.
 - D. Contractor has carefully studied all: (1) reports of explorations and tests of subsurface conditions at or adjacent to the Site and all drawings of physical conditions relating to existing surface or subsurface structures at the Site that have been identified in the Supplementary Conditions, especially with respect to Technical Data in such reports and drawings, and (2) reports and drawings relating to Hazardous Environmental Conditions, if any, at or adjacent to the Site that have been identified in the Supplementary Conditions, especially with respect to Technical Data in such reports and drawings.

- E. Contractor has considered the information known to Contractor itself; information commonly known to contractors doing business in the locality of the Site; information and observations obtained from visits to the Site; the Contract Documents; and the Site-related reports and drawings identified in the Contract Documents, with respect to the effect of such information, observations, and documents on (1) the cost, progress, and performance of the Work; (2) the means, methods, techniques, sequences, and procedures of construction to be employed by Contractor; and (3) Contractor's safety precautions and programs.
- F. Based on the information and observations referred to in the preceding paragraph, Contractor agrees that no further examinations, investigations, explorations, tests, studies, or data are necessary for the performance of the Work at the Contract Price, within the Contract Times, and in accordance with the other terms and conditions of the Contract.
- G. Contractor is aware of the general nature of work to be performed by Owner and others at the Site that relates to the Work as indicated in the Contract Documents.
- H. Contractor has given Engineer written notice of all conflicts, errors, ambiguities, or discrepancies that Contractor has discovered in the Contract Documents, and the written resolution thereof by Engineer is acceptable to Contractor.
- I. The Contract Documents are generally sufficient to indicate and convey understanding of all terms and conditions for performance and furnishing of the Work.
- J. Contractor's entry into this Contract constitutes an incontrovertible representation by Contractor that without exception all prices in the Agreement are premised upon performing and furnishing the Work required by the Contract Documents.

ARTICLE 9 – CONTRACT DOCUMENTS

9.01 Contents

- A. The Contract Documents consist of the following:
 - 1. This Agreement (pages 1 to 7, inclusive).
 - 2. Performance bond (pages 1 to , inclusive).
 - 3. Payment bond (pages 1 to , inclusive).
 - 4. Other bonds.
 - a. N/A (pages to , inclusive).
 - 5. General Conditions (pages 1 to 64, inclusive).
 - 6. Supplementary Conditions (pages 1 to 9, inclusive).
 - 7. Specifications as listed in the table of contents of the Project Manual.
 - 8. Drawings (not attached but incorporated by reference) consisting of 5 sheets with each sheet bearing the following general title: [or] the Drawings listed on the attached sheet index.
 - 9. Addenda (numbers N/A to , inclusive).
 - 10. Exhibits to this Agreement (enumerated as follows):
 - a. Contractor's Bid (pages to , inclusive).
 - 11. The following which may be delivered or issued on or after the Effective Date of the Contract and are not attached hereto:

- a. Notice to Proceed.
 - b. Work Change Directives.
 - c. Change Orders.
 - d. Field Orders.
- B. The documents listed in Paragraph 9.01.A are attached to this Agreement (except as expressly noted otherwise above).
 - C. There are no Contract Documents other than those listed above in this Article 9.
 - D. The Contract Documents may only be amended, modified, or supplemented as provided in the General Conditions.

ARTICLE 10 – MISCELLANEOUS

10.01 *Terms*

- A. Terms used in this Agreement will have the meanings stated in the General Conditions and the Supplementary Conditions.

10.02 *Assignment of Contract*

- A. Unless expressly agreed to elsewhere in the Contract, no assignment by a party hereto of any rights under or interests in the Contract will be binding on another party hereto without the written consent of the party sought to be bound; and, specifically but without limitation, money that may become due and money that is due may not be assigned without such consent (except to the extent that the effect of this restriction may be limited by law), and unless specifically stated to the contrary in any written consent to an assignment, no assignment will release or discharge the assignor from any duty or responsibility under the Contract Documents.

10.03 *Successors and Assigns*

- A. Owner and Contractor each binds itself, its successors, assigns, and legal representatives to the other party hereto, its successors, assigns, and legal representatives in respect to all covenants, agreements, and obligations contained in the Contract Documents.

10.04 *Severability*

- A. Any provision or part of the Contract Documents held to be void or unenforceable under any Law or Regulation shall be deemed stricken, and all remaining provisions shall continue to be valid and binding upon Owner and Contractor, who agree that the Contract Documents shall be reformed to replace such stricken provision or part thereof with a valid and enforceable provision that comes as close as possible to expressing the intention of the stricken provision.

10.05 *Contractor's Certifications*

- A. Contractor certifies that it has not engaged in corrupt, fraudulent, collusive, or coercive practices in competing for or in executing the Contract. For the purposes of this Paragraph 10.05:
 1. "corrupt practice" means the offering, giving, receiving, or soliciting of any thing of value likely to influence the action of a public official in the bidding process or in the Contract execution;
 2. "fraudulent practice" means an intentional misrepresentation of facts made (a) to influence the bidding process or the execution of the Contract to the detriment of

Owner, (b) to establish Bid or Contract prices at artificial non-competitive levels, or (c) to deprive Owner of the benefits of free and open competition;

3. "collusive practice" means a scheme or arrangement between two or more Bidders, with or without the knowledge of Owner, a purpose of which is to establish Bid prices at artificial, non-competitive levels; and
4. "coercive practice" means harming or threatening to harm, directly or indirectly, persons or their property to influence their participation in the bidding process or affect the execution of the Contract.

10.06 *Other Provisions*

- A. Owner stipulates that if the General Conditions that are made a part of this Contract are based on EJCDC® C-700, Standard General Conditions for the Construction Contract, published by the Engineers Joint Contract Documents Committee®, and if Owner is the party that has furnished said General Conditions, then Owner has plainly shown all modifications to the standard wording of such published document to the Contractor, through a process such as highlighting or "track changes" (redline/strikeout), or in the Supplementary Conditions.

IN WITNESS WHEREOF, Owner and Contractor have signed this Agreement.

This Agreement will be effective on _____ (which is the Effective Date of the Contract).

OWNER:

CONTRACTOR:

Nicholas County Water District

By: _____

By: _____

Title: Chairman

Title: _____

(If Contractor is a corporation, a partnership, or a joint venture, attach evidence of authority to sign.)

Attest: _____

Attest: _____

Title: _____

Title: _____

Address for giving notices:

Address for giving notices:

1639 Old Paris Road

Carlisle, Kentucky 40311

License No.: _____

(where applicable)

(If Owner is a corporation, attach evidence of authority to sign. If Owner is a public body, attach evidence of authority to sign and resolution or other documents authorizing execution of this Agreement.)

NOTE TO USER: Use in those states or other jurisdictions where applicable or required.

PROJECT FORMS



PERFORMANCE BOND

CONTRACTOR *(name and address):*

SURETY *(name and address of principal place of business):*

OWNER *(name and address):*

Nicholas County Water District
1639 Old Paris Road
Carlisle, Kentucky 40311

CONSTRUCTION CONTRACT

Effective Date of the Agreement:

Amount: \$ _____

Description *(name and location):* Contract 1 – Water Main Replacement

BOND

Bond Number:

Date *(not earlier than the Effective Date of the Agreement of the Construction Contract):*

Amount:

Modifications to this Bond Form: None See Paragraph 16

Surety and Contractor, intending to be legally bound hereby, subject to the terms set forth below, do each cause this Performance Bond to be duly executed by an authorized officer, agent, or representative.

CONTRACTOR AS PRINCIPAL

SURETY

Contractor's Name and Corporate Seal *(seal)*

Surety's Name and Corporate Seal *(seal)*

By: _____
Signature

By: _____
Signature *(attach power of attorney)*

Print Name

Print Name

Title

Title

Attest: _____
Signature

Attest: _____
Signature

Title

Title

1. The Contractor and Surety, jointly and severally, bind themselves, their heirs, executors, administrators, successors, and assigns to the Owner for the performance of the Construction Contract, which is incorporated herein by reference.

2. If the Contractor performs the Construction Contract, the Surety and the Contractor shall have no obligation under this Bond, except when applicable to participate in a conference as provided in Paragraph 3.

3. If there is no Owner Default under the Construction Contract, the Surety's obligation under this Bond shall arise after:

3.1 The Owner first provides notice to the Contractor and the Surety that the Owner is considering declaring a Contractor Default. Such notice shall indicate whether the Owner is requesting a conference among the Owner, Contractor, and Surety to discuss the Contractor's performance. If the Owner does not request a conference, the Surety may, within five (5) business days after receipt of the Owner's notice, request such a conference. If the Surety timely requests a conference, the Owner shall attend. Unless the Owner agrees otherwise, any conference requested under this Paragraph 3.1 shall be held within ten (10) business days of the Surety's receipt of the Owner's notice. If the Owner, the Contractor, and the Surety agree, the Contractor shall be allowed a reasonable time to perform the Construction Contract, but such an agreement shall not waive the Owner's right, if any, subsequently to declare a Contractor Default;

3.2 The Owner declares a Contractor Default, terminates the Construction Contract and notifies the Surety; and

3.3 The Owner has agreed to pay the Balance of the Contract Price in accordance with the terms of the Construction Contract to the Surety or to a contractor selected to perform the Construction Contract.

4. Failure on the part of the Owner to comply with the notice requirement in Paragraph 3.1 shall not constitute a failure to comply with a condition precedent to the Surety's obligations, or release the Surety from its obligations, except to the extent the Surety demonstrates actual prejudice.

5. When the Owner has satisfied the conditions of Paragraph 3, the Surety shall promptly and at the Surety's expense take one of the following actions:

5.1 Arrange for the Contractor, with the consent of the Owner, to perform and complete the Construction Contract;

5.2 Undertake to perform and complete the Construction Contract itself, through its agents or independent contractors;

5.3 Obtain bids or negotiated proposals from qualified contractors acceptable to the Owner for a contract for performance and completion of the Construction Contract, arrange for a contract to be prepared for execution by the Owner and a contractor selected with the Owners concurrence, to be

secured with performance and payment bonds executed by a qualified surety equivalent to the bonds issued on the Construction Contract, and pay to the Owner the amount of damages as described in Paragraph 7 in excess of the Balance of the Contract Price incurred by the Owner as a result of the Contractor Default; or

5.4 Waive its right to perform and complete, arrange for completion, or obtain a new contractor, and with reasonable promptness under the circumstances:

5.4.1 After investigation, determine the amount for which it may be liable to the Owner and, as soon as practicable after the amount is determined, make payment to the Owner; or

5.4.2 Deny liability in whole or in part and notify the Owner, citing the reasons for denial.

6. If the Surety does not proceed as provided in Paragraph 5 with reasonable promptness, the Surety shall be deemed to be in default on this Bond seven days after receipt of an additional written notice from the Owner to the Surety demanding that the Surety perform its obligations under this Bond, and the Owner shall be entitled to enforce any remedy available to the Owner. If the Surety proceeds as provided in Paragraph 5.4, and the Owner refuses the payment or the Surety has denied liability, in whole or in part, without further notice the Owner shall be entitled to enforce any remedy available to the Owner.

7. If the Surety elects to act under Paragraph 5.1, 5.2, or 5.3, then the responsibilities of the Surety to the Owner shall not be greater than those of the Contractor under the Construction Contract, and the responsibilities of the Owner to the Surety shall not be greater than those of the Owner under the Construction Contract. Subject to the commitment by the Owner to pay the Balance of the Contract Price, the Surety is obligated, without duplication for:

7.1 the responsibilities of the Contractor for correction of defective work and completion of the Construction Contract;

7.2 additional legal, design professional, and delay costs resulting from the Contractor's Default, and resulting from the actions or failure to act of the Surety under Paragraph 5; and

7.3 liquidated damages, or if no liquidated damages are specified in the Construction Contract, actual damages caused by delayed performance or non-performance of the Contractor.

8. If the Surety elects to act under Paragraph 5.1, 5.3, or 5.4, the Surety's liability is limited to the amount of this Bond.

9. The Surety shall not be liable to the Owner or others for obligations of the Contractor that are unrelated to the Construction Contract, and the Balance of the Contract Price shall not be reduced or set off on account of any such unrelated obligations. No right of action shall accrue on this Bond to any person or entity other than the Owner or its heirs, executors, administrators, successors, and assigns.

10. The Surety hereby waives notice of any change, including changes of time, to the Construction Contract or to related subcontracts, purchase orders, and other obligations.

11. Any proceeding, legal or equitable, under this Bond may be instituted in any court of competent jurisdiction in the location in which the work or part of the work is located and shall be instituted within two years after a declaration of Contractor Default or within two years after the Contractor ceased working or within two years after the Surety refuses or fails to perform its obligations under this Bond, whichever occurs first. If the provisions of this paragraph are void or prohibited by law, the minimum periods of limitations available to sureties as a defense in the jurisdiction of the suit shall be applicable.

12. Notice to the Surety, the Owner, or the Contractor shall be mailed or delivered to the address shown on the page on which their signature appears.

13. When this Bond has been furnished to comply with a statutory or other legal requirement in the location where the construction was to be performed, any provision in this Bond conflicting with said statutory or legal requirement shall be deemed deleted herefrom and provisions conforming to such statutory or other legal requirement shall be deemed incorporated herein. When so furnished, the intent is that this Bond shall be construed as a statutory bond and not as a common law bond.

14. Definitions

14.1 Balance of the Contract Price: The total amount payable by the Owner to the Contractor under the Construction Contract after all proper adjustments have been made including allowance for the Contractor for any amounts received or to be received by the Owner in settlement of insurance or other claims for damages

to which the Contractor is entitled, reduced by all valid and proper payments made to or on behalf of the Contractor under the Construction Contract.

14.2 Construction Contract: The agreement between the Owner and Contractor identified on the cover page, including all Contract Documents and changes made to the agreement and the Contract Documents.

14.3 Contractor Default: Failure of the Contractor, which has not been remedied or waived, to perform or otherwise to comply with a material term of the Construction Contract.

14.4 Owner Default: Failure of the Owner, which has not been remedied or waived, to pay the Contractor as required under the Construction Contract or to perform and complete or comply with the other material terms of the Construction Contract.

14.5 Contract Documents: All the documents that comprise the agreement between the Owner and Contractor.

15. If this Bond is issued for an agreement between a contractor and subcontractor, the term Contractor in this Bond shall be deemed to be Subcontractor and the term Owner shall be deemed to be Contractor.

16. Modifications to this Bond are as follows:



PAYMENT BOND

CONTRACTOR *(name and address):*

SURETY *(name and address of principal place of business):*

OWNER *(name and address):*

Nicholas County Water District
1639 Old Paris Road
Carlisle, Kentucky 40311

CONSTRUCTION CONTRACT

Effective Date of the Agreement:

Amount: \$ _____

Description *(name and location):* Contract 1 – Water Main Replacement

BOND

Bond Number:

Date *(not earlier than the Effective Date of the Agreement of the Construction Contract):*

Amount:

Modifications to this Bond Form: None See Paragraph 18

Surety and Contractor, intending to be legally bound hereby, subject to the terms set forth below, do each cause this Payment Bond to be duly executed by an authorized officer, agent, or representative. **CONTRACTOR AS PRINCIPAL** **SURETY**

Contractor's Name and Corporate Seal *(seal)*

Surety's Name and Corporate Seal *(seal)*

By: _____
Signature

By: _____
Signature *(attach power of attorney)*

Print Name

Print Name

Title

Title

Attest: _____
Signature

Attest: _____
Signature

Title

Title

1. The Contractor and Surety, jointly and severally, bind themselves, their heirs, executors, administrators, successors, and assigns to the Owner to pay for labor, materials, and equipment furnished for use in the performance of the Construction Contract, which is incorporated herein by reference, subject to the following terms.
2. If the Contractor promptly makes payment of all sums due to Claimants, and defends, indemnifies, and holds harmless the Owner from claims, demands, liens, or suits by any person or entity seeking payment for labor, materials, or equipment furnished for use in the performance of the Construction Contract, then the Surety and the Contractor shall have no obligation under this Bond.
3. If there is no Owner Default under the Construction Contract, the Surety's obligation to the Owner under this Bond shall arise after the Owner has promptly notified the Contractor and the Surety (at the address described in Paragraph 13) of claims, demands, liens, or suits against the Owner or the Owner's property by any person or entity seeking payment for labor, materials, or equipment furnished for use in the performance of the Construction Contract, and tendered defense of such claims, demands, liens, or suits to the Contractor and the Surety.
4. When the Owner has satisfied the conditions in Paragraph 3, the Surety shall promptly and at the Surety's expense defend, indemnify, and hold harmless the Owner against a duly tendered claim, demand, lien, or suit.
5. The Surety's obligations to a Claimant under this Bond shall arise after the following:
 - 5.1 Claimants who do not have a direct contract with the Contractor,
 - 5.1.1 have furnished a written notice of non-payment to the Contractor, stating with substantial accuracy the amount claimed and the name of the party to whom the materials were, or equipment was, furnished or supplied or for whom the labor was done or performed, within ninety (90) days after having last performed labor or last furnished materials or equipment included in the Claim; and
 - 5.1.2 have sent a Claim to the Surety (at the address described in Paragraph 13).
 - 5.2 Claimants who are employed by or have a direct contract with the Contractor have sent a Claim to the Surety (at the address described in Paragraph 13).
6. If a notice of non-payment required by Paragraph 5.1.1 is given by the Owner to the Contractor, that is sufficient to satisfy a Claimant's obligation to furnish a written notice of non-payment under Paragraph 5.1.1.
7. When a Claimant has satisfied the conditions of Paragraph 5.1 or 5.2, whichever is applicable, the Surety shall promptly and at the Surety's expense take the following actions:
 - 7.1 Send an answer to the Claimant, with a copy to the Owner, within sixty (60) days after receipt of the Claim, stating the amounts that are undisputed and the basis for challenging any amounts that are disputed; and
 - 7.2 Pay or arrange for payment of any undisputed amounts.
 - 7.3 The Surety's failure to discharge its obligations under Paragraph 7.1 or 7.2 shall not be deemed to constitute a waiver of defenses the Surety or Contractor may have or acquire as to a Claim, except as to undisputed amounts for which the Surety and Claimant have reached agreement. If, however, the Surety fails to discharge its obligations under Paragraph 7.1 or 7.2, the Surety shall indemnify the Claimant for the reasonable attorney's fees the Claimant incurs thereafter to recover any sums found to be due and owing to the Claimant.
8. The Surety's total obligation shall not exceed the amount of this Bond, plus the amount of reasonable attorney's fees provided under Paragraph 7.3, and the amount of this Bond shall be credited for any payments made in good faith by the Surety.
9. Amounts owed by the Owner to the Contractor under the Construction Contract shall be used for the performance of the Construction Contract and to satisfy claims, if any, under any construction performance bond. By the Contractor furnishing and the Owner accepting this Bond, they agree that all funds earned by the Contractor in the performance of the Construction Contract are dedicated to satisfy obligations of the Contractor and Surety under this Bond, subject to the Owner's priority to use the funds for the completion of the work.
10. The Surety shall not be liable to the Owner, Claimants, or others for obligations of the Contractor that are unrelated to the Construction Contract. The Owner shall not be liable for the payment of any costs or expenses of any Claimant under this Bond, and shall have under this Bond no obligation to make payments to or give notice on behalf of Claimants, or otherwise have any obligations to Claimants under this Bond.

11. The Surety hereby waives notice of any change, including changes of time, to the Construction Contract or to related subcontracts, purchase orders, and other obligations.
 12. No suit or action shall be commenced by a Claimant under this Bond other than in a court of competent jurisdiction in the state in which the project that is the subject of the Construction Contract is located or after the expiration of one year from the date (1) on which the Claimant sent a Claim to the Surety pursuant to Paragraph 5.1.2 or 5.2, or (2) on which the last labor or service was performed by anyone or the last materials or equipment were furnished by anyone under the Construction Contract, whichever of (1) or (2) first occurs. If the provisions of this paragraph are void or prohibited by law, the minimum period of limitation available to sureties as a defense in the jurisdiction of the suit shall be applicable.
 13. Notice and Claims to the Surety, the Owner, or the Contractor shall be mailed or delivered to the address shown on the page on which their signature appears. Actual receipt of notice or Claims, however accomplished, shall be sufficient compliance as of the date received.
 14. When this Bond has been furnished to comply with a statutory or other legal requirement in the location where the construction was to be performed, any provision in this Bond conflicting with said statutory or legal requirement shall be deemed deleted herefrom and provisions conforming to such statutory or other legal requirement shall be deemed incorporated herein. When so furnished, the intent is that this Bond shall be construed as a statutory bond and not as a common law bond.
 15. Upon requests by any person or entity appearing to be a potential beneficiary of this Bond, the Contractor and Owner shall promptly furnish a copy of this Bond or shall permit a copy to be made.
- 16. Definitions**
- 16.1 **Claim:** A written statement by the Claimant including at a minimum:
 1. The name of the Claimant;
 2. The name of the person for whom the labor was done, or materials or equipment furnished;
 3. A copy of the agreement or purchase order pursuant to which labor, materials, or equipment was furnished for use in the performance of the Construction Contract;
 4. A brief description of the labor, materials, or equipment furnished;
 5. The date on which the Claimant last performed labor or last furnished materials or equipment for use in the performance of the Construction Contract;
 - 16.2 **Claimant:** An individual or entity having a direct contract with the Contractor or with a subcontractor of the Contractor to furnish labor, materials, or equipment for use in the performance of the Construction Contract. The term Claimant also includes any individual or entity that has rightfully asserted a claim under an applicable mechanic's lien or similar statute against the real property upon which the Project is located. The intent of this Bond shall be to include without limitation in the terms of "labor, materials, or equipment" that part of the water, gas, power, light, heat, oil, gasoline, telephone service, or rental equipment used in the Construction Contract, architectural and engineering services required for performance of the work of the Contractor and the Contractor's subcontractors, and all other items for which a mechanic's lien may be asserted in the jurisdiction where the labor, materials, or equipment were furnished.
 - 16.3 **Construction Contract:** The agreement between the Owner and Contractor identified on the cover page, including all Contract Documents and all changes made to the agreement and the Contract Documents.
 - 16.4 **Owner Default:** Failure of the Owner, which has not been remedied or waived, to pay the Contractor as required under the Construction Contract or to perform and complete or comply with the other material terms of the Construction Contract.
 - 16.5 **Contract Documents:** All the documents that comprise the agreement between the Owner and Contractor.
17. If this Bond is issued for an agreement between a contractor and subcontractor, the term Contractor in this Bond shall be deemed to be Subcontractor and the term Owner shall be deemed to be Contractor.
 18. Modifications to this Bond are as follows:
6. The total amount earned by the Claimant for labor, materials, or equipment furnished as of the date of the Claim;
 7. The total amount of previous payments received by the Claimant; and
 8. The total amount due and unpaid to the Claimant for labor, materials, or equipment furnished as of the date of the Claim.

SECTION 006216**INSURANCE CERTIFICATE**

Certificate of Insurance shall be provided in accordance with the limits listed below

OWNER'S MINIMUM INSURANCE REQUIREMENTS

The Contractor at its expense shall procure and shall maintain the insurance required in this Contract and to be provided by the Contractor. The Contractor shall require each subcontractor to procure and maintain the insurance required by this Contract and to be provided by subcontractors. At a minimum, the following insurance

Limits shall be procured:

General Liability – Commercial General Liability

Limits of Insurance - \$2,000,000 general aggregate
 \$2,000,000 products & completed operations aggregate
 \$1,000,000 personal & advertising
 \$1,000,000 each occurrence

Automobile Liability – All Owned, Non-owned & Hired vehicles

Limits of Liability - \$1,000,000 per accident

Excess or Umbrella Liability

Limits of Liability - \$2,000,000

Workmen's Compensation – Statutory Coverage in each state of operations or “all states” coverage

Limits of Liability - \$100,000 each accident bodily injury
 \$500,000 policy limit bodily injury by disease
 \$100,000 each employee bodily injury by disease

Description of Operations

Nicholas County Water District and Bluegrass Engineering, PLLC must be added to the Commercial General Liability policy as an additional insured by Standard Endorsements CG 2010(11-85) and CG 2037 or their equivalents.

All policies, except workers compensation, shall include a waiver of subrogation.

Certificate Holder

Must list: Nicholas County Water District
 1639 Old Paris Road
 Carlisle, Kentucky 40311

Cancellation

Thirty (30) days prior written notice is required.

END OF SECTION

PARTIAL PAY ESTIMATE

NO. 1

NAME Phase 12 Water System Improvements	PERIOD OF ESTIMATE
	CONTRACT NO. 1

OWNER: Nicholas County Water District 1639 Old Paris Road Carlisle, Kentucky 40311	CONTRACTOR:	PROJECT NO. 20016 DATE
--	--------------------	---

CHANGE ORDERS				ESTIMATE	
Agency Approval		Amount			
No.	Date	Additions	Deductions		
				1. Original Contract	_____
				2. Change Orders	_____
				3. Revised Contract (1+2)	_____
				4. Work Completed	_____
				5. Stored Materials	_____
				6. Subtotal (4+5)	_____
				7. Retainage (5%)	\$ -
				8. Previous Payments	_____
				9. Amount Due (6-7-8)	\$ -
TOTALS		-	-		
NET CHANGE			-		

CONTRACT TIME			
STARTING DATE	PROJECTED COMPLETION	TOTAL DAYS	REVISIED
_____	_____	210	_____
_____	_____	_____	_____

CONTRACTOR'S CERTIFICATION:
The undersigned Contractor certifies that to the best of their knowledge, information and belief the work covered by this payment estimate has been completed in accordance with the contract documents, that all amounts have been paid by the contractor for work for which previous payment estimates was issued and payments received from the owner, and that current payment shown herein is now due.

ENGINEERS CERTIFICATION:
The undersigned certifies that the work has been carefully inspected and to the best of their knowledge and belief, the quantities shown in this estimate are correct and the work has been performed in accordance with the contract documents.

Contractor: _____
By: _____
Date: _____

Resident Inspector: _____
Engineer: **Bluegrass Engineering, PLLC**
By: _____
Date: _____

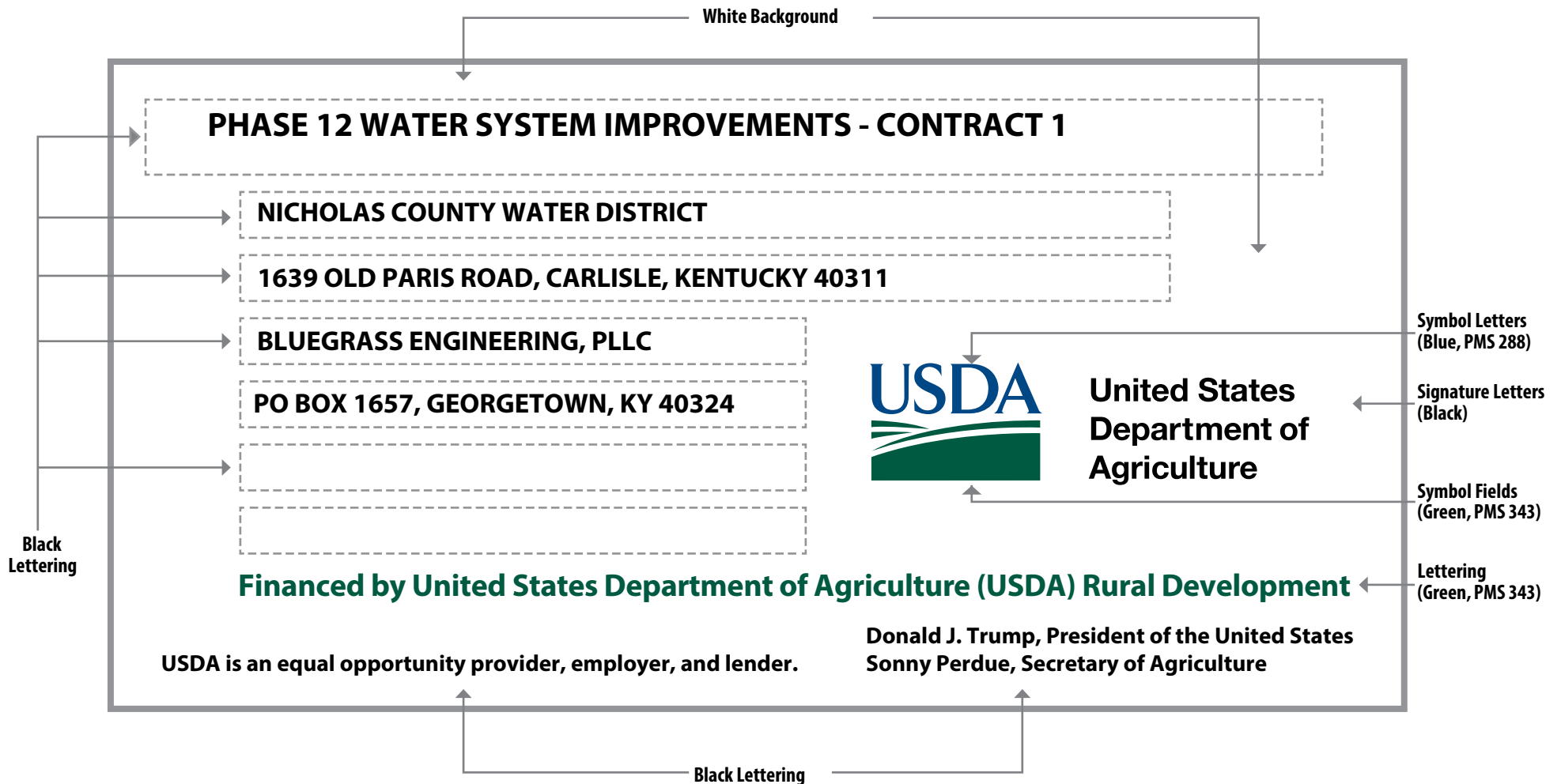
APPROVED BY OWNER:
Owner: **Nicholas County Water District**
By: _____
Date: _____

ACCEPTED BY AGENCY:
The review and acceptance of this estimate does not attest to the correctness of the quantities shown or that the work has been performed in accordance with the contract documents.
By: _____
Title: _____
Date: _____

TEMPORARY CONSTRUCTION SIGN FOR RURAL DEVELOPMENT PROJECTS

Kentucky Bulletin 1780-1
Exhibit H
Page 1

Recommended Fonts: Helvetica, Arial, or Myriad Pro



SIGN DIMENSIONS : 1200 mm x 2400 mm x 19 mm (approx. 4' x 8' x 3/4")
PLYWOOD PANEL (APA RATED A-B GRADE-EXTERIOR)

Date of Issuance:

Effective Date: _____

Owner: **Nicholas County Water District**

Contractor:

Engineer: **Bluegrass Engineering, PLLC**

Engineer's Project No.: **20016**

Project: **Phase 12 Water System Improvements**

Contract Name: **1**

The Contract is modified as follows upon execution of this Change Order:

Description:

Attachments:

Description of Changes (Supplemental Plans and Specifications Attached)	DECREASE In Contract Price	INCREASE In Contract Price
	\$ -	
	\$ -	
	\$ -	
	\$ -	
	\$ -	
	\$ -	
	\$ -	
	\$ -	
	\$ -	
	\$ -	
	\$ -	
	\$ -	
	\$ -	
	\$ -	
	\$ -	
	\$ -	
	\$ -	
	\$ -	
	\$ -	
	\$ -	
TOTALS	\$ -	

NET CHANGE IN CONTRACT PRICE _____

ORIGINAL CONTRACT TIME

ORIGINAL CONTRACT PRICE _____

CONTRACT TIME INCORPORATING THIS AND PREVIOUS CHANGE ORDERS

CONTRACT PRICE INCORPORATING THIS AND PREVIOUS CHANGE ORDERS _____

RECOMMENDED:

ACCEPTED:

ACCEPTED:

By: _____
Engineer (if required)

By: _____
Owner (Authorized Signature)

By: _____
Contractor (Authorized Signature)

Title: _____
Project Manager

Title: _____
Chairman

Title: _____
Member

Date: _____

Date: _____

Date: _____

Approved by Funding Agency (if applicable)

By: _____ Date: _____

Title: District Loan Specialist

CERTIFICATE OF OWNER'S ATTORNEY AND AGENCY CONCURRENCE

CERTIFICATE OF OWNER'S ATTORNEY

PROJECT NAME: Contract No. 1 – Water Main Replacement

CONTRACTOR NAME:

I, the undersigned, _____, the duly authorized and acting legal representative of Nicholas County Water District do hereby certify as follows: I have examined the attached Contract(s) and performance and payment bond(s) and the manner of execution thereof, and I am of the opinion that each of the aforesaid agreements is adequate and has been duly executed by the proper parties thereto acting through their duly authorized representatives; that said representatives have full power and authority to execute said agreements on behalf of the respective parties named thereon; and that the foregoing agreements constitute valid and legally binding obligations upon the parties executing the same in accordance with the terms, conditions, and provisions thereof.

Name

Date

AGENCY CONCURRENCE

As lender or insurer of funds to defray the costs of this Contract, and without liability for any payments thereunder, the Agency hereby concurs in the form, content, and execution of this Agreement.

Agency Representative

Date

Name

UNITED STATES DEPARTMENT OF AGRICULTURE
Rural Utilities Service
KENTUCKY BULLETIN 1780-2

SUBJECT: Guidance for Implementation of American Iron and Steel (AIS).

TO: Applicants, Consulting Engineers, Contractors, and Manufacturers


EFFECTIVE DATE: Date of approval.

INSTRUCTIONS: This is a new Bulletin and does not replace any existing Kentucky Bulletin.

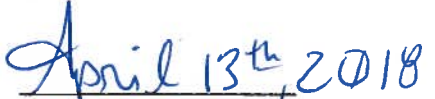
AVAILABILITY: This Bulletin, as well as any RD or RUS instructions, regulations, or forms referenced in this Bulletin are available at any RD State Office or Area Office. The State Office staff is familiar with the use of the documents and can answer specific questions or RD requirements.

The basic concept of this new requirement is that all iron and steel products used in projects funded by RUS WEP must be produced in the United States. Iron and steel products are defined on page 14 of this Bulletin.

PURPOSE: This Bulletin provides information and guidance to effected parties regarding the AIS Requirements mandated by Section 746 of Title VII Consolidated Appropriations Act of 2017 (Division A-Agriculture, Rural Development, Food and Drug Administration, and Related Agencies Appropriations Act, 2017) and subsequent statues mandating domestic preference.



Julie Anderson
State Engineer
Water and Environmental Programs



Date

TABLE OF CONTENTS

1.	BACKGROUND.....	3
2.	APPLICABILITY.....	3
3.	IMPLEMENTATION.....	4
4.	OWNER RESPONSIBILITIES.....	5
5.	ENGINEER RESPONSIBILITIES.....	5
6.	CONTRACTOR RESPONSIBILITIES.....	6
7.	MANUFACTURER, SUPPLIER, DISTRIBUTOR RESPONSIBILITIES.....	7
8.	RESPONSIBILITIES UNDER THE GUARANTEED LOAN PROGRAM.....	8
9.	ECWAG.....	8
10.	AGREEMENT BETWEEN OWNER & ENGINEER (E-500).....	8
11.	BIDDING AND CONSTRUCTION CONTRACT DOCUMENTS (EJCDC C-SERIES, 2013).....	10
12.	PURCHASE OF EQUIPMENT AND MATERIALS.....	17
13.	WAIVER PROCESS.....	17
14.	MONITORING.....	19
15.	NON-COMPLIANCE.....	19
16.	INTERNATIONAL AGREEMENTS.....	20
17.	USE OF EXHIBITS.....	20

1. BACKGROUND

- A. Section 746 of Title VII Consolidated Appropriations Act of 2017 (Division A- Agriculture, Rural Development, Food and Drug Administration, and Related Agencies Appropriations Act, 2017) and subsequent statues mandating domestic preference. It applies a new American Iron and Steel (AIS) requirement on the Rural Development (RD) WEP program.
- B. Statutory Language: SEC 746 Division A Title VII the Consolidated Appropriations Act of 2017.
 - (1) No Federal funds made available for this fiscal year for the rural water, waste water, waste disposal, and solid waste management programs authorized by sections 306, 306A, 306C, 306D, and 310B of the Consolidated Farm and Rural Development Act (7 USC 1926 et seq.) shall be used for a project for the construction, alteration, maintenance, or repair of a public water or wastewater system unless all of the iron and steel products used in the project are produced in the United States.
 - (2) In this section, the term "iron and steel products" means the following products made primarily of iron or steel: lined or unlined pipe flanges, manhole covers, and other municipal castings, hydrants, tanks, flanges, pipe clamps and restraints, valves, structural steel, reinforced precast concrete, and construction materials.

2. APPLICABILITY

- A. The requirements of AIS apply only to projects that construct, alter, enlarge, extend, maintain, repair or otherwise improve rural water, sanitary sewage, solid waste disposal, and storm wastewater disposal facilities.
- B. The requirements apply to projects using funds from RD WEP. Any amount of funding from this program requires compliance with the AIS requirements. Use of funds from this program is not allowed unless the requirements for AIS are met for the entire project. Projects that leverage funds from other funding sources are also subject to the requirements.
- C. The requirements apply in the United States as defined in Section 746 (g) of the statute and therefore do not apply to projects located in Puerto Rico, the Virgin Islands, or Western Pacific Territories.
- D. The requirements apply to any used iron and steel products to be constructed in the project.
- E. The requirements do not apply to projects for which any funds were obligated on or before May 5, 2017. The requirements therefore do not apply to subsequent obligation of funds for projects which had an initial obligation of funds on or before May 5, 2017.
- F. The requirements do not apply to contracts which were executed prior to or on May 5, 2017, regardless of date of obligation.

- G. The requirements do not apply to projects for which contracts were executed and/or construction is already underway and/or completed prior to applying to USDA for funding.
 - H. The requirements do not apply to products primarily composed of iron and/or steel (composed of more than 50%) if they are not listed in the statute.
 - I. The requirements do not apply to raw materials used in the production of iron or steel such as iron ore, limestone, scrap iron and scrap steel.
 - J. The requirements do not apply to any items that are at the construction site temporarily, such as scaffolding, trench boxes, and equipment temporarily used or stored on site.
 - K. The requirements do not apply when the sole purpose of the loan and/or grant is to fund non-construction activities such as capacity/connection fees or the acquisition of a system.
 - L. The requirements supersede any regulation on full and open competition stated in 7 CFR 1780.70 (b) and 2 CFR Part 200.319. For example, if an iron and steel product that is compliant with AIS is made by only one manufacturer, provided documentation is submitted and verified, sole source procurement of said product may be used.
 - M. The requirements only apply to the final product as delivered to the work site and incorporated into the project. The need for compliance of an item with AIS depends on whether or not the final assembled product is listed. Components of a final product, even if they are listed, do not need to comply with the AIS requirements. In the case of an assembled product where the primary component is not listed in the 2017 Consolidated Appropriations Act and includes components/appurtenances that are specifically listed, said assembled product is not subject to AIS (e.g. pump assembly).
3. IMPLEMENTATION (Agency, Owner, Engineer, Contractor, manufacturer's et al)
- A. There are several parties involved in compliance with the AIS requirement and some requirements are specific to a party.
 - B. The parties that have one or more responsibilities under AIS include: the Agency funding recipients under the Water and Waste Disposal Loan and Grant program and Guaranteed Loan Program, consulting engineers, construction contractors, suppliers, distributors, manufacturers; lenders under the Guaranteed Loan Program; and grantees under 306C and ECWAG programs.

4. OWNER RESPONSIBILITIES:

- A. Sign loan resolutions, grant agreements and letters of intent to meet conditions which include AIS language, accepting AIS requirements in those documents and in the letter of conditions.
- B. Sign Agreement for Engineering Services, executed construction contracts and all other appropriate and necessary documents which include AIS language.
- C. Acknowledge responsibility for compliance with AIS requirements by signing change orders (i.e. C-941 of EJCDC or RD Form 1924-7) and partial payment estimates (i.e. C-602 of EJCDC or RD Form 1924-18).
- D. Obtain the certification letters from the Engineer once substantial completion has been achieved and maintain this documentation for the life of the loan.
- E. In special cases where the Owner provides its' own engineering and/or construction services, provide copies of Engineer's Certification Letter (Exhibit B) and Contractor's Certification Letter (Exhibit C) to the Agency. Manufacturer's Certification Letter (Exhibit D) must be obtained by the Owner for each AIS qualifying product. All certification letters must be kept in the Engineer's project file and on site during construction. For Owner Construction (Force Account), all AIS clauses from Section 11 must be included in the Agreement for Engineering Services.

5. ENGINEER RESPONSIBILITIES

- A. Costs of compliance with AIS should be included in the engineering fees (if appropriate) and in Engineer's opinions of probable project costs.
- B. Develop the initial AIS Materials List (Exhibit J) for each contract using project specifications and include the initial qualifying list with the bid documents. An excel version that will compute all totals can be obtained from the RD State Office that can be used as a working copy.
- C. Include AIS language (Section 11) in the Agreement for Engineering Services.
- D. Plans, specifications, bidding documents and bid addenda must include required AIS language (Section 12). For any AIS products specified by brand names, obtain a Manufacturer's Certification Letter (Exhibit D) from the manufacturer to verify the products comply with AIS.
- E. Certify that plans, specifications, and bidding documents comply with AIS and commit that bid addenda, executed contracts and change orders will comply with AIS and submit Engineer's Certification Letter (Exhibit B) to the Agency prior to authorization to advertise for bids.

- F. Provide a copy of the Manufacturer's Certification Letter (Exhibit D) on any specified brand name AIS products in the plans, specifications and bidding documents including any bid addenda to the Contractor.
 - G. Coordinate with the Contractor(s) to compile a complete AIS Materials List (Exhibit J) for each contract, sign and date, and provide a copy to the Agency in the construction contract(s).
 - H. Review shop drawings and change orders to ensure compliance with AIS. For shop drawings under consideration for any brand name, equal and/or substitute, any iron and steel products subject to AIS, obtain the Manufacturer's Certification Letter (Exhibit D) from the Contractor to verify the products comply with AIS.
 - I. Keep all certification letters (including those from the Engineer, Contractor, and any manufacturer providing AIS products) in the Engineer's project file.
 - J. Review AIS Materials List (Exhibit J) submitted with each invoice to verify accuracy and sign and date.
 - K. For any change order under consideration for any AIS products, obtain a Manufacturer's Certification Letter (Exhibit D) from party submitting the change proposal to ensure compliance with AIS.
 - L. Acknowledge responsibility for compliance with AIS requirements by signing change orders (i.e. C-941 of EJCDC or RD Form 1927-7) and partial pay estimates (i.e. C-620 of EJCDC or RD Form 1924-18).
 - M. Upon substantial completion of project, obtain the Contractor's Certification Letter (Exhibit C) and a complete and final AIS Materials List (Exhibit J) to submit to the RD State Engineer. Obtain copies of any/all manufacturers' certification letters for all AIS products used in the project to be kept in the Owner's project file.
 - N. Resident project representative (RPR) reports must include verification, either by picture or written statement, that an item subject to AIS was installed and was in compliance with requirements.
6. CONTRACTOR RESPONSIBILITIES
- A. Review the Engineer's AIS Materials List (Exhibit J) prior to bid preparation.
 - B. Bid submittal with a request for consideration from a proposed equal or substitute should also include a Manufacturer's Certification Letter (see Exhibit D) to verify the products comply with AIS.
 - C. Upon award of the contract, obtain copies of any and all manufacturers' certification letters from the Engineer for brand name products specified by the Engineer.

- D. Work with the Engineer to compile a complete AIS Materials List (Exhibit J) for each contract as bid.
- E. Shop drawing submittals for proposed equals, substitutes, and any iron and steel product subject to AIS, provide a Manufacturer's Certification Letter (Exhibit D) to verify the product complies with AIS.
- F. Prior to construction, ensure that copies of any and all manufacturers' certification letters, including those from others (e.g. Engineer, Owner, etc.), for any AIS products to be used in the project are in the project file on site prior to installation.
- G. Pay request must have an updated AIS Materials List (Exhibit J) submitted with each pay request. All columns must be filled out completely as applicable. Do not complete columns under "De Minimis Materials Only" for qualifying materials. Sign and date. An excel version that will compute all totals can be obtained from the RD State Office that can be used as a working copy.
- H. Change orders for any AIS products must include a Manufacturer's Certification Letter (Exhibit D) to the Engineer to verify the products comply with AIS.
- I. Acknowledge responsibility for compliance with AIS requirement by signing change orders (i.e. C-941 of EJCDC or RD Form 1924-7) and partial pay estimates (C-620 of EJCDC or RD Form 1924-18).
- J. Keep all manufacturer certification letters (including those from the Engineer, Contractor and any manufacturer providing AIS products) on site during construction in the construction project file.
- K. Upon substantial completion of the project, provide Contractor's Certification Letter (Exhibit C) to the Engineer that all iron and steel products installed comply with AIS

7. MANUFACTURER, SUPPLIER, DISTRIBUTOR RESPONSIBILITIES

- A. If iron and steel products are produced in the United States as defined in this Bulletin, prepare (applicable to manufacturers and fabricators) or obtain (applicable to suppliers, distributors, vendors, etc.) Manufacturer's Certification Letters (Exhibit D) and make available upon request to Engineer, Contractor, etc.

8. RESPONSIBILITIES UNDER THE GUARANTEED LOAN PROGRAM

AIS applies to projects funded by Section 306A- Guaranteed Loan Program

- A. Lenders are responsible to ensure that loan recipients comply with AIS requirements.
- B. Loan recipients are ultimately responsible for compliance with AIS requirements.

9. ECWAG

- A. If construction contracts were awarded and/or executed or construction began prior to application, these projects are not subject to AIS (Section 2).
- B. If construction contracts were awarded and/or executed or construction began during the application process, these projects are subject to AIS.

10. AGREEMENT BETWEEN OWNER AND ENGINEER (EJCDC E-500) PROVISIONS

- A. Article 5.01.A: Add the following "Opinions of probable cost and any revisions thereof should reflect compliance with American Iron and Steel (AIS) requirements mandated in the Consolidated Appropriations Act of 2017 and any subsequent mandating domestic preferences."
- B. Add paragraph 5.03.B: "Opinions of total project cost and any revisions thereof should reflect compliance with AIS and any subsequent statutes mandating domestic preference."
- C. Add paragraph A.1.03.A.13: "Services required to determine and certify that to the best of the Engineer's knowledge and belief that all iron and steel products referenced in engineering analysis, the plans, specifications, bidding documents, and associated bid addenda requiring design revisions are either produced in the US or are subject to approved waiver. Services required to determine to the best of the Engineer's knowledge and belief that approved substitutes, equals, and all iron and steel products proposed in the shop drawings, change orders and partial payment estimates are either produced in the US, or are subject of an approved waiver. The de minimis and minor components waiver {add project specific waivers if applicable} apply to this contract."
- D. Add paragraph A.1.04.A.10: "Provide copies of all manufacturers' certification letters to the Bidders on brand name iron and steel products along with plans, specifications and bidding documents. Manufacturers' certification letters are to be included in the bidding documents and must be kept in the Engineer's project file and in site during construction."
- E. Add paragraph A.1.04.11: "Provide copies of all manufacturers' certification letters to the Contractor on any brand name iron and steel products along with the plans, specifications, bidding documents. Including any bid addenda and change orders. Manufacturers' certification letters must be kept in the Engineer's project file for the duration of construction."
- F. Add paragraph A.1.04.12: "Develop AIS Materials list (Exhibit J) for bidding purposes and finalize with the Contractor for tracking. Review updated AIS Materials list for accuracy each month and include in each pay request. An excel version that will compute all totals can be obtained from the RD State Office that can be used as a working copy."

- G. Modify A.1.05.A.17: Add the following prior to the first sentence "Review and approve, or take other appropriate action, with respect to shop drawings, samples, and other required Contractor submittals to ensure compliance with AIS requirements and any subsequent statutes mandating domestic preference. Any iron and steel products included in any submittal by the Contractor, must include the Manufacturer's Certification Letter (Exhibit D) to verify the products were produced in the U.S. Copies of these letters must be kept in the Engineer's project file and on site during construction."
- H. Article A.1.05.A.18: Add the following at the end of the paragraph as amended by Kentucky Bulletin 1780-1 "Prior to approval of any substitute "or equal" obtain the Manufacturer's Certification Letter (Exhibit D) to verify the products were produced in the U.S. Manufacturers' certification letters must be kept in Engineer's project file and on site during construction to ensure compliance with AIS requirements and any subsequent statutes mandating domestic preference, if applicable."
- I. Add subparagraph A.1.05.A.19.d: "Receive and review all manufacturers' certification letters for materials required to comply with AIS and any subsequent statutes mandating domestic preference to verify the products were procured in the U.S. Manufacturers' certification letters must be kept in the Engineer's project file on site during construction."
- J. Add subparagraph (c) to the end of A.1.05.A.20: (c) Review change proposals to ensure compliance with AIS requirements and any subsequent statutes mandating domestic preference."
- K. Add item "a" as a deliverable under paragraph A.1.05.A.25: (s) Obtain the Contractor's Certification Letter (Exhibit C) and copies of manufacturers' certification letters for all AIS used in the project. Upon substantial completion, provide copies of Engineer's, Contractor's, and all manufacturers' certification letters to the Owner. Attach Contractor's Certification Letter (Exhibit C) and a final AIS Materials List (Exhibit J) with letter of substantial completion and submit it to the Agency."
- L. Add the following language to B.2.02: "Owners are ultimately responsible for compliance with AIS and any subsequent statutes mandating domestic preference and will be responsible for the following:
 - 1. Signing loan resolutions, grant agreements and letter of intent to meet conditions which include AIS language, accepting AIS requirements in those documents and in the letter of conditions.
 - 2. Signing change orders (i.e. C-941 of EJCDC or RD Form 1924-7) and partial pay estimates (C-620 of EJCDC or RD Form 1924-18) and thereby acknowledging responsibility for compliance with AIS requirements.
 - 3. Obtaining all certification letters from the Engineer upon substantial completion of the project and maintaining this documentation for the life of the loan.

4. Where the Owner provides their own engineering and/or construction services, provide copies of Engineer's, and Contractor's certification letters to the Agency, and obtain all manufacturers' certification letters as required. All certification letters must be kept in the Engineer's project file and on site during construction. For Owner Construction (Force Account), all clauses from Section 11 must be included in the Agreement or Engineering Services.
5. Where the Owner directly procures AIS products, including AIS clauses in the procurement contracts and obtaining manufacturers' certification letters and providing copies to consulting engineers and contractors.

M. Add subparagraph D.1.01.C.11.g: "(g) Maintain all manufacturers' certification letters in the project file and on site during construction to ensure compliance with AIS requirements and any subsequent statutes mandating domestic preference, as applicable."

N. Add the following at the end of D.1.01.c.11b: Daily reports should document installation of an AIS material and verify by picture or statement on the report that the manufacturer was the same as that listed on the AIS materials list and complied with AIS requirements.

11. BIDDING AND CONSTRUCTION CONTRACT DOCUMENTS (EJCDC C-SERIES, 2013)

A. Advertisement for Bids (C-111)

Add at the end of C-111 prior to the Owner's name: "Section 746 of Title VII of the Consolidated Appropriations Act of 2017 (Division A- Agriculture, Rural Development, Food and Drug Administration, and Related Agencies, Appropriations Act, 2017) and subsequent statutes mandating domestic preference applies to American Iron and Steel requirement to this project. All listed iron and steel products used in this project must be produced in the United States. The term "iron and steel products" means the following products made primarily of iron and steel: lines or unlined pipes and fittings, manhole covers and other municipal castings, hydrants, tanks, flanges, pipe clamps and restraints, valves, structural steel, reinforced precast concrete, and construction materials. The de minimis and minor components waiver {all project specific waivers as applicable} apply to this contract."

B. Instruction to Bidders (C-200)

1. Article 5.01.C: Delete the semicolon at the end of the article and insert the following "included but not limited to the AIS requirements as mandated and any subsequent statutes mandating domestic preference which apply to the following products made primarily of iron or steel: lined or unlined pipes and fittings, manhole covers and other municipal castings, hydrants, tanks, flanges, pipe clamps and restraints, valves, structural steel, reinforced precast concrete, and construction materials.
2. Article 11.01: Modify article as previously amended by Kentucky Bulletin 1780-1 by inserting the following sentence after "Each such request shall comply with the requirements of Paragraphs 7.04 and 7.05 of the General Conditions. Each such request shall include the Manufacturer's Certification Letter (Exhibit D) for compliance with AIS requirements and any subsequent statutes mandating domestic preference, if applicable.

3. Article 24.02: Add paragraph 24.02:Section 746 of Title VII Consolidated Appropriations Act of 2017 (Division A- Agriculture, Rural Development, Food and Drug Administration, and Related Agencies Appropriations Act, 2017) and any subsequent statues mandating domestic preference applies an American Iron and Steel requirement to this project. All iron and steel products used in this project must be procured in the United States. "Iron and Steel Products" is defined in Section 1.b.2. The de minimis and minor components waivers {add project specific waivers as applicable} apply to this contract."
- C. Bid Form (C-410)
1. Article 3.01.C: Add language at the end of the sentence "...and including all AIS requirements.
 2. Article 7.01: Add 7.01.K "Manufacturer's Certification Letter (Exhibit D) on any approved "or equal" or substitute request to ensure compliance with AIS requirements and any subsequent statutes mandating domestic preference.
- D. Supplementary General Conditions (C-800)
1. SC 1.01.A.51: "Manufacture's Certification Letter (Exhibit D) is documentation provided by the manufacturer, supplier, distributor, vendor, fabricator, etc. to various entities stating that the AIS products to be used in the project are produced in the U.S. in accordance with the AIS requirements.
 2. SC 1.01.A.52: "AIS refers to requirements mandated by Section 746 Title VII of the Consolidated Appropriation s Act of 2017 and any subsequent statutes mandating domestic preference. "Iron and Steel Products" is defined in Section 1.b.2.
 3. SC 7.03: Add sentence "all iron and steel must meet AIS requirements.
 4. SC 7.04.B.1: "Contractor shall include the Manufacturer's Certification Letter (Exhibit D) for compliance with AIS requirements to support data, if applicable. In addition, Contractor shall maintain an updated AIS Materials List (Exhibit J), to ensure that for de minimis waiver, cost is less than 5% of total materials cost for project and for minor components waiver, the cost of the non-domestically produced component is less than 5% of the total materials cost of the product." An excel version that will compute all totals can be obtained from the RD State Office that can be used as a working copy.
 5. SC 7.05.A.3.a4: "4) comply with AIS by providing the Manufacturer's Certification Letter (Exhibit D), if applicable.
 6. SC 7.11.A: Modify by inserting the following after "written interpretations and clarifications,"; "Manufacturer's Certification Letter (Exhibit D) is documentation provided by the manufacturer, supplier, distributor, vendor, fabricator, etc. to various entities stating that the iron and steel products to be used in the project are produced in the U.S. in accordance with AIS requirements.
 7. SC 7.16.A.1.e: "e. obtain the Manufacturer's Certification Letter (Exhibit D) for any item in the submittal subject to AIS requirements and include the certificate in the submittal.
 8. SC 7.16.D.9: "Engineer's review and approval of shop drawings or sample shall include review of compliance with AIS requirements, as applicable."

9. SC 7.17.E: "Contractor shall certify upon substantial completion that all work and materials has complied with AIS requirements as mandated and any subsequent statutes mandating domestic preference. Contractor shall provide Contractor's Certification Letter (Exhibit C) to Owner.
10. SC 10.10.A: "A: Services required to determine and certify that, to the best of the Engineer's knowledge and belief, all iron and steel products referenced in the engineering analysis, the plans, specifications, bidding documents, and associated bid addenda requiring design revisions are either produced in the U.S. or are the subject of an approved waiver. Services required to determine, to the best of the Engineer's knowledge and belief, that approved substitutes, equals, and all iron and steel products proposed in the shop drawings, change orders, and partial pay estimates are either produced in the U.S. or are the subject of an approved waiver under the Consolidate Appropriations Act of 2017.
11. SC 11.06.A.1: Modify by inserting the following sentence after "within 15 days after the submittal of the change proposal..." "Include supporting data (project name, name of manufacturer, city and state where the product was manufactured, description of product, signature of authorized manufacturer's representative) in the Manufacturer's Certification Letter (Exhibit D), as applicable."
12. SC 14.03G: Installation of materials that are non-compliant with AIS requirements shall be considered defective work.
13. SC 15.01.B.4: "4. By submitting materials for payment, Contractor is certifying that the submitted materials are compliant with AIS requirements. Manufacturers' Certification letter for Materials satisfy this certification. Refer to Manufacturer's Certification Letter provided in these Contract Documents.
14. SC 15.01.D.2: An updated AIS Materials List (See Exhibit J) included in these contract documents must be dated and signed and submitted with each pay request prior to payment being authorized. An excel version that will compute all totals can be obtained from the RD State Office that can be used as a working copy.
15. SC 15.01.C.2d: "d. The materials presented for payment comply with AIS requirements.
16. SC 15.03.A: Modify by adding the following "Services required to determine and certify that, to the best of the Contractor's knowledge and belief, all substitutes, equals, and iron and steel products proposed in the shop drawings, change orders, and partial payment estimates are produced in the U.S. or are the subject of an approved waiver. Services required to certify that, to the best of the Contractor's knowledge, all those products installed for the project are either produced in the U.S. or are the subject of an approved waiver.
17. SC19.14: Section 746 of Title VII of the Consolidated Appropriations Act of 2017 (Division A- Agriculture, Rural Development, Food and Drug Administration, and Related Agencies Appropriations Act, 2017) and any subsequent statutes mandating domestic preference applies in AIS requirement to this project. All iron and steel products used in this project must be produced in the U.S. The term "iron and steel products" is defined in Section 1.b.2. The de minimis and minor components waivers {add project specific waivers as applicable} apply to this contract."

18. SC 19.15: add Definitions:

"Assistance recipient" is the entity that received funding assistance from programs required to comply with AIS requirements in the Consolidated Appropriations Act of 2017 and any subsequent statutes mandating domestic preference. This term includes owner and/or applicant.

"Certifications" means the following:

- *Manufacturers'* certification is the documentation provided by the manufacturer or fabricator to various entities stating that the iron and steel products to be used in the project are produced in the U.S. in accordance with AIS requirements. If items are purchased via a supplier, distributor, vendor, etc. vs. direct from the manufacturer or fabricator directly, then the supplier, distributor, vendor, etc. will be responsible for obtaining and providing these certification letters to the parties purchasing the product.
- *Engineer's* certification is documentation that plans, specifications, and bidding documents comply with AIS.
- *Contractors'* certification is documentation submitted upon substantial completion of the project that all iron and steel products installed were produced in the U.S.

"Coating" means a covering that is applied to the surface of an object. If a coating is applied to the external surface of a domestic iron or steel component, and the application takes place outside of the U.S., said product will be considered a compliant product under the AIS requirements. Any coating processes that are applied to the external surface of iron and steel components that would otherwise be AIS compliant would not disqualify the product from meeting the AIS requirements regardless of where the coating processes occur, provided that final assembly of the product occurs in the U.S. This exemption only applies to coatings on the *external surface* of iron and steel products, such as the lining of lined pipes. All manufacturing processes for lined pipes, including the application of pipe lining, must occur in U.S. for the product to be compliant with AIS requirements.

"Contractor" is the individual or entity with which the applicant has contracted (or is expected to) to perform construction services (or for water and waste projects funded by the programs which are subject to AIS requirements). This includes bidders and/or contractors that have received an award from the applicant and any party having a direct contractual relationship with the owner/applicant. A general contractor is often referred to as the prime contractor.

"Construction materials" are those articles, materials, or supplies made primarily of iron and steel, that are permanently incorporated into the project, not included mechanical and/or electrical components, equipment and systems. Some of these products may overlap with what is also considered "structural steel".

Note: Mechanical and electrical components, equipment, and systems are not considered construction materials. See definition of mechanical and electrical equipment.

"De minimis incidental components" are various miscellaneous low-cost components that are essential for, but incidental to, the construction and are incorporated into the physical structure of the project. Examples of incidental components could include small washers, screws, fasteners (such as "off the shelf" nuts and bolts, miscellaneous wire, corner bead, ancillary tube, signage, trash bins, door hardware etc. Costs for de minimis incidental components cumulatively may comprise no more than a total of five percent of the total cost of the materials used in and incorporated into a project. The cost of an individual item may not exceed one percent of the total cost of the materials used in and incorporated into a project.

"Engineer" is an individual or entity with which the owner has contracted to perform engineering/architectural services for water and waste projects funded by the programs subject to AIS requirements.

"Iron and Steel Products" are defined as the following products made primarily of iron and steel: lined or unlined pipes and fittings, manhole covers and other municipal castings, hydrants, tanks, flanges, pipe clamps and restraints, valves, structural steel, reinforced precast concrete, and construction materials. Only items on the above list made of primarily iron or steel, permanently incorporated into the project must be produced in the U.S. For example; trench boxes, scaffolding or equipment, which are removed from the project site upon completion of the project, are not required to be made of U.S. Iron or Steel.

"Manufacturers" meaning supplier, fabricator, distributor, materialman, or vendor is an entity with which the applicant, general contractor or with any subcontractor has contracted to furnish materials or equipment to be incorporated in the project by the applicant, contractor or subcontractor.

"Manufacturing processes" are processes such as melting, refining, forming, rolling, drawing, finishing, and fabricating. Further, if a domestic iron and steel product is taken out of the U.S. for any part of the manufacturing process, it becomes foreign source material. However, raw materials such as iron ore, limestone, and iron and steel scrap are not covered by the AIS requirements, and the material(s), if any, being applied as coating are similarly not covered. Non-iron or steel components of an iron and steel product may come from non-U.S. sources. For example, for products such as valves and hydrants, the individual non-iron and steel components do not have to be of domestic origin. Raw materials, such as iron ore, limestone, scrap iron, and scrap steel, can come from non-U.S. sources.

"Mechanical equipment" is typically that which has motorized parts and/or is powered by a motor. "Electrical equipment" is typically any machine powered by electricity and included components that are part of the electrical distribution system. AIS does not apply to mechanical equipment.

"Minor components" are components within an iron or steel product otherwise compliant with the AIS requirements. This is different from the de minimis definition where de minimis pertains to the entire project and the minor component definition pertains to a single product. This waiver would allow non-domestically produced miscellaneous minor components comprising up to five percent of the total material cost of an otherwise domestically produced iron and steel product to be used. However, unless a separate waiver for a product has been approved, all other iron and steel components in said product must still meet the AIS requirements. This waiver does not exempt the whole product from the AIS requirements. Only minor components within said product and the iron or steel components of the product must be produced domestically. Valves and hydrants are also subject to the cost ceiling requirements described here. Examples of minor components could include items such as pins and springs in valves/hydrants, bands/straps in couplings, and other low cost items such as small fasteners etc.

"Municipal castings" are cast iron and steel infrastructure products that are melted and cast. They typically provide access, protection, or housing for components incorporated into utility owned drinking water, storm water, wastewater, and solid waste infrastructure.

"National Office" refers to the office responsible for the oversight and administration of the program nationally. The National Office sets policy, develops program regulations, and provides training and technical assistance to help the state offices administer the program. The National Office is located in Washington, D.C.

"Owner" is the individual or entity with which the general contractor has contracted regarding the work, and which has agreed to pay the general contractor for the performance of the work pursuant to the terms of the contract for water and waste projects funded by the programs subject to AIS requirement. For the purpose of this Bulletin, the term is synonymous with the term "applicant" as defined in 7 CFR 1780.7 (a) (1), (2), and (3), and is an entity receiving financial assistance from the programs subject to AIS requirements.

"Primarily iron or steel" is defined as a product made of greater than 50 percent iron or steel, measured by cost. The cost should be based on the material costs. An exception to this definition is reinforced precast concrete (see Definition). All technical specifications and applicable industry standards (e.g. NIST, NSF, AWWA) must be met. If a product is determined to be less than 50 percent iron and steel, the AIS requirements do not apply.

For example, the cost of a fire hydrant includes:

1. The cost of materials used for the iron portion of the fire hydrant (e.g. bonnet, body, and shoe); and
2. The cost to pour and cast and create those components (e.g. labor and energy).

Not included in the cost are:

1. The additional material costs for the non-iron and steel internal working of the hydrant (e.g. stem, coupling, valve, seals, etc.); and
2. The cost to assemble the internal workings into the hydrant body.

"Produced in the United States" means that the production in the United States of the iron or steel products used in the project requires that all manufacturing processes must take place in the United States, with the exception of metallurgical processes involving refinement of steel additives.

"Project" is the total undertaking to be accomplished for the applicant by consulting engineers, general contractors, and others, including the planning, study, design, construction, testing, commissioning, and start-up of which the work to be performed under the contract is a part. A project includes all activity that an applicant is undertaking to be financed in whole or part by programs subject to AIS requirements. The intentional splitting of projects to separate into smaller contracts or obligations to avoid AIS requirements is prohibited.

"Reinforced Precast Concrete" may not consist of at least 50 percent iron or steel, but the reinforcing bar and wire must be produced in the United States and meet the same standards for any other iron or steel product. Additionally, the casting of the concrete product must take place in the United States. The cement and other raw materials used in concrete production are not required to be of domestic origin. If the reinforced concrete is cast at the construction site, the reinforcing bar and wire are considered to be a construction material and must be produced in the United States.

"Steel" means an alloy that includes at least 50 percent iron between 0.02 and 2 percent carbon, and may include other elements. Metallic elements such as chromium, nickel, molybdenum, manganese, and silicon may be added during the melting of steel for the purpose of enhancing properties such as corrosion resistance, hardness, or strength. The definition of steel covers carbon steel, alloy steel, stainless steel, tool steel, and other specialty steels.

"Structural steel" is rolled flanged shapes, having at least one dimension of their cross-section three inches or greater, which are used in the construction of bridges, buildings, ships, railroad rolling stock, and for numerous other constructional purposes. Such shapes are designated as wide-flange shapes, standard I beams, channels, angles, tees, and zees. Other shapes include but are not limited to, H-piles, sheet piling, tie plates, cross ties, and those for other special purposes.

"United States" means each of the several states, the District of Columbia, and each Federally Recognized Indian Tribe.

12. PURCHASE OF EQUIPMENT AND MATERIALS

Irrespective of who purchases AIS products, owner, contractor or other parties must ensure that the products were produced in the United States as defined in this Bulletin. It is the manufacturers' responsibility to provide manufacturers' certification letters to ensure compliance with AIS requirements. The AIS requirements supersede any regulation on full and open free competition stated in 7 CFR 1780.70(b) and (d) and 2 CFR Part 200.319. For example, if an iron and steel product that is compliant with AIS is made by only one manufacturer, sole source procurement of said product may be used.

13. WAIVER PROCESS

A. General

Each entity that receives financial assistance for the construction, alteration, maintenance, or repair of water and waste infrastructure from programs mandated to comply with the statute, must use iron and steel products produced in the United States. A waiver is a legal document granting a project an exception to AIS requirements, to use iron and steel products of non-domestic origin specified in the waiver(s). More than one waiver could be applied to a project.

Any funding recipient subject to AIS requirements are eligible to apply for waivers as outlined in the statute which states:

"A waiver may be granted by the Secretary of Agriculture or designee, if one or more of the following conditions are met:

1. Applying the American Iron and Steel requirements of the Act would be inconsistent with the public interest;
2. Iron and Steel products are not produced in the United States in sufficient and reasonably available quantities or of satisfactory quality; or
3. Inclusion of iron and steel products produced in the United States will increase the overall cost of the project by more than 25 percent."

Until a waiver is granted by USDA, the AIS requirement stands except with respect to municipalities covered by international agreements (see Section 17).

One public interest waiver has been granted by the Secretary of Agriculture or designee that addresses: (1) de minimis items and (2) minor components. This waiver is national in scope and applies to all projects. The term de minimis applies to products when they occur as a de minimis incidental components as intended for assistance recipients to use for their projects. The term minor components applies to minor components within an iron and/or steel product and is intended for manufacturers to certify that their products comply with AIS requirements. For definitions of de minimis and minor components see Definitions.

B. Application

To request a project specific waiver, proper and sufficient documentation must be provided by the assistance recipient (see Exhibit H).

To apply for a waiver under condition one (public interest), applicants and their consulting engineers must demonstrate definitive impacts on the community if a specified product is not utilized. Information must be submitted to the National Office (via EESEngineering@wdc.usda.gov), copy to the RD State Engineer and approved by the Administrator of RUS. Public interest waivers national in scope will be identified and approved by the Administrator of RUS.

To apply for a waiver under special condition two (quality or quantity), applicants and their consulting engineers must submit information outlined in Exhibit I and J to the National Office (via EESEngineering@wdc.usda.gov).

All waiver applications must be submitted to National Office. If RD State Office receives any waiver requests, the request must be submitted to National Office for approval.

C. Timing

Waivers should be submitted prior to and no later than the submission of final plans, specifications, and bidding documents for any iron and steel products of known foreign origin. All waiver requests must be approved by the Agency prior to authorization to advertise for bids. In the event that a waiver is requested during construction such as via change order, it must be approved by the Agency prior to installation.

D. Evaluation by USDA

After receiving an application for a waiver of the AIS requirements, USDA National Office will publish the request on its website for 15 days and receive informal comment. National Office will evaluate whether the application adequately documents the statutory basis cited for the waiver. The Secretary or designee will determine whether or not to grant the waiver.

Approved and disapproved waivers will be posted on the USDA AIS website.

For project specific waivers where EPA and USDA are co-funding and the applicant has already submitted a request to and received an approval waiver from EPA, USDA will review said waiver for the co-funded project. Applicants/owners or their representatives are required to submit approved waiver to ESEngineerig@wdc.usda.gov for USDA RD review and concurrence.

All approved waivers must be included in the bidding documents, any bid addenda, change orders, and partial estimates. All information presented in waiver requests are subject to verification. Waiver requests deliberately containing false information will be rejected.

14. MONITORING

In order to comply with the Executive Order 13788 "Buy American, Hire American", dated April 18, 2017, and AIS requirements, monitoring activities will be completed by the State Office and/or National Office.

15. NON-COMPLIANCE

No Federal funds made available for the rural water, waste water, waste disposal, and solid waste management programs authorized by sections 306, 306A, 306C, 306D, 306E, and 310B of the Consolidated Farm and Rural Development Act (7 U.S.C. 1926 et seq.) shall be used for a project for the construction, alteration, maintenance, or repair of a public utility system unless all of the iron and steel products used in the project are produced in the United States.

Noncompliance occurs when funds are used from these programs for construction, alteration, maintenance, or repair using non-domestic iron or steel products and the product is not covered by either a project-specific or a national waiver. Loan and grant recipients should avoid non-compliance at all times as it is a violation of a Federal statute.

Process for Noncompliance

- (1) Identify the noncompliant product.
- (2) The loan or grant recipient notifies appropriate USDA RD State or National Office contact.
- (3) If USDA RD State Office is notified, the Program Director will notify the National Office, Director of EES.
- (4) USDA will apply remedies for noncompliance as per 2 CFR 200 338-342.

16. INTERNATIONAL AGREEMENTS

The AIS requirements apply in a manner consistent with United States obligations under international agreements. In a few cases where such an agreement exists between a loan and/or grant recipient and an international entity, the recipient is under the obligation to determine the applicability of the AIS requirements and document the actions taken to comply with these requirements.

17. USE OF EXHIBITS

The following explains the purpose of each Exhibit to this Bulletin:

- A. AMERICAN IRON AND STEEL: Exhibit A is to be read by the RD Specialist at the pre-construction and signed by all parties subject to the AIS requirements on the project. Signature of this form will serve as certification of advisement and acknowledgement of the AIS requirements.
- B. ENGINEER'S CERTIFICATION OF COMPLIANCE: Exhibit B consists of a letter to be completed and signed by the consulting engineer certifying that he/she will ensure that plans, specifications, bidding documents, and associated bid addenda, executed contracts and change orders for this project will comply with the AIS requirements. This certification letter is to be submitted to the Agency for approval prior to the Advertisement for Bids and must be kept in the engineer's project file and on-site during construction.
- C. GENERAL (PRIME) CONTRACTOR'S CERTIFICATION OF COMPLIANCE
Exhibit C consists of a letter to be completed and signed by the general contractor certifying that he/she will ensure that all iron and steel products installed for this project, comply with the AIS requirements. This includes not only installation and/or construction by their own company, but any and all subcontractors and manufacturers their company has contracted with on this project. This certification letter is to be submitted upon substantial completion of the project to the project engineer.
- D. EXAMPLE OF A MANUFACTURER'S CERTIFICATION LETTER OF COMPLIANCE: Exhibit D is an example of a letter to be completed and signed by the manufacturer certifying that he/she will ensure that all iron and steel products and/or materials shipped or provided for the subject project are in full compliance with the AIS requirements. This includes listing each individual item/product/material provided to the project and providing the location of this/these item(s) being manufactured, including assembly. All manufacturers' certification letters must be kept in the engineer's project file and on site during construction.
- E. EXAMPLES OF MUNICIPAL CASTINGS: Exhibit E provides a sample list of iron and steel products that are subject to the AIS requirements. This list is not exhaustive and is meant only to provide examples. A unique list should be completed for each specific project/contract.

- F. **EXAMPLES OF CONSTRUCTION MATERIALS:** Exhibit F provides a sample list of construction materials that are subject to the AIS requirements. This list is not exhaustive and is meant only to provide examples.
- G. **EXAMPLES OF NON-CONSTRUCTION MATERIALS:** Exhibit G provides a sample list of items that are not subject to AIS requirements. This list is not exhaustive and is meant only to provide examples.
- H. **INFORMATIONAL CHECKLIST FOR PROJECT SPECIFIC WAIVER REQUEST:** Exhibit I is a checklist that is to be completed by the applicant and/or consulting engineer to help ensure that all appropriate and necessary information is submitted with the request to USDA. This checklist should not be used for public interest waiver. It is for informational purposes only and does not need to be included as part of the waiver application. Project specific waivers may be requested if one or more of the following conditions applies: (1) The iron and/or steel products are not produced in the United States in sufficient and reasonably available quantities and of satisfactory quality; (2) The inclusion of iron and/or steel products produced in the United States will increase the overall cost of the project by more than 25 percent. All approved waivers must be included in the bidding documents, any bid addenda, change orders, and partial estimates. All information presented in waiver requests are subject to evaluation. Waiver requests deliberately containing false information will be rejected.
- I. **EXAMPLE COST TABLE FOR A PROJECT COST WAIVER:** Exhibit I is an example of a table that must be included with any cost based project waiver request. Information included in the table; product reference in the specification, brief description of the product, quantity, unit, unit price and two costs of the item: (1) cost of an AIS compliant product and (2) cost of a non-domestic product. The total cost for all items will be part of the evaluation. Waiver requests deliberately containing false information in order to receive a project cost waiver will be rejected.
- J. **AIS MATERIALS TRACKING:** Exhibit J is a spreadsheet to track all AIS products, de minimis components, and minor components. An updated list must be signed and dated and submitted to the Engineer by the Contractor with each pay request. Once reviewed for accuracy, the signed and updated list must be submitted to the Agency with each pay request. If an AIS qualifying or de minimis material is delivered more than once, a new line will be required for each delivery of that material. An excel version that will compute all totals can be obtained from the RD State Office that can be used as a working copy.

AMERICAN IRON AND STEEL COMPLIANCE STATEMENT

"Section 746 of Title VII of the Consolidated Appropriations Act of 2017 (Division A- Agriculture, Rural Development, Food and Drug Administration, and Related Agencies Appropriations Act, 2017) and subsequent statues mandating domestic preference applies an American Iron and Steel requirement to this project.

All parties are required to comply with these requirements and to ensure that all iron and steel products used on this project are produced in the United States. The term "iron and steel products" means the following products made of primarily iron or steel: lined or unlined pipes and fittings, manhole covers and other municipal castings, hydrants, tanks, flanges, pipe clamps and restraints, valves, structural steel, reinforced precast concrete, and construction materials."

RD Specialist Signature

Date

Printed Name

Borrower Signature or Approved Representative

Date

Printed Name

Engineer's Signature

Date

Printed Name

Contractor's Signature

Date

Printed Name

ENGINEER'S CERTIFICATION LETTER

DATE:

RE: APPLICANT
PROJECT NAME
CONTRACT NUMBER

I hereby certify that to the best of my knowledge and belief, iron and steel products referenced in the Plans, Specifications, and Bidding Documents for this project comply with Section 746 of Title VII of the Consolidated Appropriations Act of 2017 and any subsequent statutes mandating domestic preference or are the subject of a waiver approved by the Secretary of Agriculture or designee. This certification is not intended to be a warranty in any way, but rather the designer's professional opinion that to the best of their knowledge, the products comply.

I hereby commit that to the best of my ability, all iron and steel products that will be referenced in the Bid Addenda, Executed contracts, and Change Orders will comply with Section 746 of the Title VII of the Consolidated Appropriations Act, 2017 and any subsequent statutes mandating domestic preference or are/will be the subject of a waiver approved by the Secretary of Agriculture or designee.

Name of Engineering Firm (Print)

By Authorized Representative (Signature)

Title

This document is to be submitted prior to Agency authorization for Advertisement for Bids.

CONTRACTOR'S CERTIFICATION LETTER

DATE:

**RE: APPLICANT
PROJECT NAME
CONTRACT NUMBER**

I hereby certify that, to the best of my knowledge and belief, all iron and steel products installed for this project by my company and by any and all subcontractors and manufacturers my company has contracted with for this project, comply with Section 746 of Title VII of the Consolidated Appropriations Act of 2017 and any subsequent statutes mandating domestic preference or are the subject of a waiver approved by the Secretary of Agriculture or designee.

Name of Construction Company (Print)

By Authorized Representative (Signature)

Title

This certification is to be submitted upon completion of the project to the project engineer.

MANUFACTURER'S CERTIFICATION LETTER

Date:

Company Name:

Company Address:

Subject: AIS Step Certification for Project (X), Owner's Name, and Contract Number

I, (company representative), certify that the (melting, bending, galvanizing, cutting, etc.) processes for (manufacturing or fabricating) the following products and/or material shipped or provided for the subject project is in full compliance with the mandated AIS requirements.

Item, Products and/or Materials, and location of delivery (City, State)

- 1.
- 2.
- 3.

Such process for AIS took place in the following location:

City, State

This certification is to be submitted upon request to interested parties (e.g. municipalities, consulting engineers, general contractors, etc.)

If any of the above compliance statements change while providing materials to this project, please immediately notify the person(s) who is requesting to use your product(s).

Authorized Company Representative

(Note: Authorized signature shall be manufacturer's representative and not the materials distributor or supplier)

EXAMPLES OF MUNICIPAL CASTINGS *(includes but not limited to):*

Access Hatches
Ballast Screen
Benches (Iron or Steel)
Bollards
Cast Bases
Cast Iron Hinged Hatches, Square and Rectangular
Cast Iron Riser Rings
Catch Basin Inlet
Cleanout/Monument Boxes
Construction Covers and Frames
Curb Corner Guards
Curb Openings
Detectable Warning Plates
Downspout Shoes (Boot, Inlet)
Drainage Grates, Frames and Curb Inlets
Inlets
Junction Boxes
Lampposts
Manhole Covers, Rings and Frames, Risers
Meter Boxes
Service Boxes
Steel Hinged Hatches, Square and Rectangular
Steel Riser Rings
Trash Receptacles
Tree Grates
Tree Guards
Trench Grates
Valve Boxes, Covers and Risers

EXAMPLES OF CONSTRUCTION MATERIALS (included but not limited to)

Wire rod, bar, angles
Concrete reinforcing bar, wire, wire cloth
Wire rope and cables
Tubing
Framing
Joists
Trusses
Fasteners (i.e., nuts and bolts)
Welding rods
Decking
Grating
Railings
Stairs
Access ramps
Fire escapes
Ladders
Wall panels
Dome structures
Roofing
Ductwork
Surface drains
Cable hanging systems
Manhole steps
Fencing and fence tubing
Guardrails
Doors
Stationary screens

EXAMPLES OF NON-CONSTRUCTION MATERIALS- (includes but not limited to):

(Note: includes appurtenances necessary for their intended use and operation and are not subject to AIS requirements)

Pumps
Motors
Gear Reducers
Drives (including variable frequency drives (VFD's))
Electric/pneumatic/manual accessories used to operate valves (such as electric valve actuators).
Mixers
Gates (e.g. sluice and slide gates)
Motorized screens (such as traveling screens)
Blowers/aeration equipment
Compressors
Meters (flow and water meters)
Sensors
Controls and switches
Supervisory control data acquisition (SCADA)
Membrane filtration systems (includes RO package plants)
Filters
Clarifier arms and clarifier mechanisms
Rakes
Grinders
Disinfection systems
Presses (including belt presses)
Conveyors
Cranes
HVAC (excluding network)
Water heaters
Heat exchangers
Generators
Cabinetry and housing (such as electrical boxes/enclosures)
Lighting fixtures
Electrical conduit
Emergency life systems
Metal office furniture
Shelving
Laboratory equipment
Analytical instrumentation
Dewatering equipment

INFORMATIONAL CHECKLIST FOR PROJECT SPECIFIC WAIVER REQUEST

Please reference the specifications of the product.

Information	<input type="checkbox"/>	Note
<p>General</p> <ul style="list-style-type: none"> • Waiver request includes the following information: <ul style="list-style-type: none"> — Description of the foreign and domestic construction materials — Unit of measure — Quantity — Price — Date that product is needed (e.g. time of delivery or availability) — Location of the construction project — Name and address of the proposed supplier — A detailed justification for the use of foreign construction materials • Waiver request was submitted according to the instructions in the memorandum • Assistance recipient made a good faith effort to solicit bids for domestic iron and steel products, as demonstrated by language in requests for proposals, contracts, and communications with the prime 		
<p>Cost Waiver Requests</p> <ul style="list-style-type: none"> • Waiver request includes the following information: <ul style="list-style-type: none"> — Comparison of overall cost of project with domestic iron and steel products to overall cost of project with foreign iron and steel products (Exhibit J) — Relevant excerpts from the bid documents used by the contractors to complete the comparison — Supporting documentation indicating that the contractor made a reasonable survey of the market, such as a description of the process for identifying suppliers and a list of contacted suppliers 		
<p>Availability Waiver Requests</p> <ul style="list-style-type: none"> • Waiver request includes the following supporting documentation necessary to demonstrate the availability, quantity, and/or quality of the materials for which the waiver is requested: <ul style="list-style-type: none"> — Supplier information or pricing information from a reasonable number of domestic suppliers indicating availability/delivery date for construction materials — Documentation of the assistance recipient's efforts to find available domestic sources, such as a description of the process for identifying suppliers and a list of contacted suppliers. — Date that product is needed (e.g. time of delivery or availability) to provide justification — Relevant excerpts from project plans, specifications, and permits indicating the required quantity and quality of construction materials • Waiver request includes a statement from the prime contractor and/or supplier confirming the non-availability of the domestic construction materials for which the waiver is sought • Has the State received other waiver requests for the materials described in this waiver request, for comparable projects? 		

EXAMPLE COST TABLE FOR A PROJECT COST WAIVER

Kentucky Bulletin 1780-2

Exhibit 1
Page 1

AIS/Non-AIS Cost Comparison Table									
Specification	Item or Description	Quantity	Unit	Unit Price	Cost if applying AIS	Cost if a waiver to AIS is applied			
					\$ -	\$ -			
					\$ -	\$ -			
					\$ -	\$ -			
					\$ -	\$ -			
					\$ -	\$ -			
					\$ -	\$ -			
					\$ -	\$ -			
					\$ -	\$ -			
					\$ -	\$ -			
					\$ -	\$ -			
					\$ -	\$ -			
					\$ -	\$ -			
					\$ -	\$ -			
					\$ -	\$ -			
					\$ -	\$ -			
					\$ -	\$ -			
					\$ -	\$ -			
					\$ -	\$ -			
					\$ -	\$ -			
					\$ -	\$ -			

TOTAL COST:

\$0.00

\$0.00

CERTIFICATE OF SUBSTANTIAL COMPLETION

Owner:	Owner's Contract No.:
Contractor:	Contractor's Project No.:
Engineer:	Engineer's Project No.:
Project:	Contract Name:

This [preliminary] [final] Certificate of Substantial Completion applies to:

All Work The following specified portions of the Work:

Date of Substantial Completion

The Work to which this Certificate applies has been inspected by authorized representatives of Owner, Contractor, and Engineer, and found to be substantially complete. The Date of Substantial Completion of the Work or portion thereof designated above is hereby established, subject to the provisions of the Contract pertaining to Substantial Completion. The date of Substantial Completion in the final Certificate of Substantial Completion marks the commencement of the contractual correction period and applicable warranties required by the Contract.

A punch list of items to be completed or corrected is attached to this Certificate. This list may not be all-inclusive, and the failure to include any items on such list does not alter the responsibility of the Contractor to complete all Work in accordance with the Contract.

The responsibilities between Owner and Contractor for security, operation, safety, maintenance, heat, utilities, insurance, and warranties upon Owner's use or occupancy of the Work shall be as provided in the Contract, except as amended as follows: *[Note: Amendments of contractual responsibilities recorded in this Certificate should be the product of mutual agreement of Owner and Contractor; see Paragraph 15.03.D of the General Conditions.]*

Amendments to Owner's responsibilities: None
 As follows

Amendments to Contractor's responsibilities: None
 As follows:

The following documents are attached to and made a part of this Certificate: *[punch list; others]*

This Certificate does not constitute an acceptance of Work not in accordance with the Contract Documents, nor is it a release of Contractor's obligation to complete the Work in accordance with the Contract.

EXECUTED BY ENGINEER:		RECEIVED:		RECEIVED:	
By: _____	By: _____	By: _____	By: _____	By: _____	By: _____
(Authorized signature)	Owner (Authorized Signature)	Owner (Authorized Signature)	Owner (Authorized Signature)	Contractor (Authorized Signature)	Contractor (Authorized Signature)
Title: _____	Title: _____	Title: _____	Title: _____	Title: _____	Title: _____
Date: _____	Date: _____	Date: _____	Date: _____	Date: _____	Date: _____

CONDITIONS OF THE CONTRACT

This document has important legal consequences; consultation with an attorney is encouraged with respect to its use or modification. This document should be adapted to the particular circumstances of the contemplated Project and the controlling Laws and Regulations.

STANDARD GENERAL CONDITIONS OF THE CONSTRUCTION CONTRACT

Prepared by



Issued and Published Jointly by



Endorsed by



These General Conditions have been prepared for use with the Agreement Between Owner and Contractor for Construction Contract (EJCDC® C-520, Stipulated Sum, or C-525, Cost-Plus, 2013 Editions). Their provisions are interrelated and a change in one may necessitate a change in the other.

To prepare supplementary conditions that are coordinated with the General Conditions, use EJCDC's Guide to the Preparation of Supplementary Conditions (EJCDC® C-800, 2013 Edition). The full EJCDC Construction series of documents is discussed in the Commentary on the 2013 EJCDC Construction Documents (EJCDC® C-001, 2013 Edition).

Copyright © 2013:

National Society of Professional Engineers
1420 King Street, Alexandria, VA 22314-2794
(703) 684-2882
www.nspe.org

American Council of Engineering Companies
1015 15th Street N.W., Washington, DC 20005
(202) 347-7474
www.acec.org

American Society of Civil Engineers
1801 Alexander Bell Drive, Reston, VA 20191-4400
(800) 548-2723
www.asce.org

The copyright for this document is owned jointly by the three sponsoring organizations listed above. The National Society of Professional Engineers is the Copyright Administrator for the EJCDC documents; please direct all inquiries regarding EJCDC copyrights to NSPE.

NOTE: EJCDC publications may be purchased at www.ejcdc.org, or from any of the sponsoring organizations above.

STANDARD GENERAL CONDITIONS OF THE CONSTRUCTION CONTRACT

TABLE OF CONTENTS

	Page
Article 1 – Definitions and Terminology	1
1.01 Defined Terms	1
1.02 Terminology	5
Article 2 – Preliminary Matters	6
2.01 Delivery of Bonds and Evidence of Insurance	6
2.02 Copies of Documents	6
2.03 Before Starting Construction	6
2.04 Preconstruction Conference; Designation of Authorized Representatives	7
2.05 Initial Acceptance of Schedules	7
2.06 Electronic Transmittals	7
Article 3 – Documents: Intent, Requirements, Reuse	8
3.01 Intent	8
3.02 Reference Standards	8
3.03 Reporting and Resolving Discrepancies	8
3.04 Requirements of the Contract Documents	9
3.05 Reuse of Documents	10
Article 4 – Commencement and Progress of the Work	10
4.01 Commencement of Contract Times; Notice to Proceed	10
4.02 Starting the Work	10
4.03 Reference Points	10
4.04 Progress Schedule	10
4.05 Delays in Contractor’s Progress	11
Article 5 – Availability of Lands; Subsurface and Physical Conditions; Hazardous Environmental Conditions	12
5.01 Availability of Lands	12
5.02 Use of Site and Other Areas	12
5.03 Subsurface and Physical Conditions	13
5.04 Differing Subsurface or Physical Conditions	13
5.05 Underground Facilities	15
5.06 Hazardous Environmental Conditions at Site	16

Article 6 – Bonds and Insurance	18
6.01 Performance, Payment, and Other Bonds	18
6.02 Insurance—General Provisions	19
6.03 Contractor’s Insurance	20
6.04 Owner’s Liability Insurance	22
6.05 Property Insurance	22
6.06 Waiver of Rights	24
6.07 Receipt and Application of Property Insurance Proceeds	25
Article 7 – Contractor’s Responsibilities	26
7.01 Supervision and Superintendence	26
7.02 Labor; Working Hours	26
7.03 Services, Materials, and Equipment.....	26
7.04 “Or Equals”	26
7.05 Substitutes	27
7.06 Concerning Subcontractors, Suppliers, and Others	29
7.07 Patent Fees and Royalties	30
7.08 Permits	31
7.09 Taxes	31
7.10 Laws and Regulations.....	31
7.11 Record Documents.....	32
7.12 Safety and Protection.....	32
7.13 Safety Representative	33
7.14 Hazard Communication Programs	33
7.15 Emergencies	33
7.16 Shop Drawings, Samples, and Other Submittals.....	33
7.17 Contractor’s General Warranty and Guarantee.....	35
7.18 Indemnification	36
7.19 Delegation of Professional Design Services	37
Article 8 – Other Work at the Site	37
8.01 Other Work	37
8.02 Coordination	38
8.03 Legal Relationships.....	38

Article 9 – Owner’s Responsibilities.....	39
9.01 Communications to Contractor.....	39
9.02 Replacement of Engineer	39
9.03 Furnish Data	39
9.04 Pay When Due.....	40
9.05 Lands and Easements; Reports, Tests, and Drawings	40
9.06 Insurance	40
9.07 Change Orders.....	40
9.08 Inspections, Tests, and Approvals.....	40
9.09 Limitations on Owner’s Responsibilities	40
9.10 Undisclosed Hazardous Environmental Condition.....	40
9.11 Evidence of Financial Arrangements.....	40
9.12 Safety Programs	40
Article 10 – Engineer’s Status During Construction.....	41
10.01 Owner’s Representative.....	41
10.02 Visits to Site.....	41
10.03 Project Representative.....	41
10.04 Rejecting Defective Work.....	41
10.05 Shop Drawings, Change Orders and Payments.....	41
10.06 Determinations for Unit Price Work	42
10.07 Decisions on Requirements of Contract Documents and Acceptability of Work	42
10.08 Limitations on Engineer’s Authority and Responsibilities.....	42
10.09 Compliance with Safety Program.....	42
Article 11 – Amending the Contract Documents; Changes in the Work	42
11.01 Amending and Supplementing Contract Documents	42
11.02 Owner-Authorized Changes in the Work	43
11.03 Unauthorized Changes in the Work	44
11.04 Change of Contract Price	44
11.05 Change of Contract Times	45
11.06 Change Proposals	45
11.07 Execution of Change Orders.....	46
11.08 Notification to Surety.....	46
Article 12 – Claims.....	46
12.01 Claims	46

Article 13 – Cost of the Work; Allowances; Unit Price Work.....	47
13.01 Cost of the Work	47
13.02 Allowances	50
13.03 Unit Price Work	50
Article 14 – Tests and Inspections; Correction, Removal or Acceptance of Defective Work.....	51
14.01 Access to Work.....	51
14.02 Tests, Inspections, and Approvals.....	51
14.03 Defective Work.....	52
14.04 Acceptance of Defective Work.....	52
14.05 Uncovering Work	53
14.06 Owner May Stop the Work	53
14.07 Owner May Correct Defective Work.....	53
Article 15 – Payments to Contractor; Set-Offs; Completion; Correction Period	54
15.01 Progress Payments.....	54
15.02 Contractor’s Warranty of Title	57
15.03 Substantial Completion.....	57
15.04 Partial Use or Occupancy	58
15.05 Final Inspection	59
15.06 Final Payment.....	59
15.07 Waiver of Claims	60
15.08 Correction Period	60
Article 16 – Suspension of Work and Termination	61
16.01 Owner May Suspend Work	61
16.02 Owner May Terminate for Cause.....	61
16.03 Owner May Terminate For Convenience	62
16.04 Contractor May Stop Work or Terminate	62
Article 17 – Final Resolution of Disputes	63
17.01 Methods and Procedures.....	63
Article 18 – Miscellaneous	63
18.01 Giving Notice	63
18.02 Computation of Times.....	63
18.03 Cumulative Remedies	64
18.04 Limitation of Damages	64
18.05 No Waiver	64

18.06 Survival of Obligations 64
18.07 Controlling Law 64
18.08 Headings..... 64

ARTICLE 1 – DEFINITIONS AND TERMINOLOGY

1.01 *Defined Terms*

- A. Wherever used in the Bidding Requirements or Contract Documents, a term printed with initial capital letters, including the term's singular and plural forms, will have the meaning indicated in the definitions below. In addition to terms specifically defined, terms with initial capital letters in the Contract Documents include references to identified articles and paragraphs, and the titles of other documents or forms.
1. *Addenda*—Written or graphic instruments issued prior to the opening of Bids which clarify, correct, or change the Bidding Requirements or the proposed Contract Documents.
 2. *Agreement*—The written instrument, executed by Owner and Contractor, that sets forth the Contract Price and Contract Times, identifies the parties and the Engineer, and designates the specific items that are Contract Documents.
 3. *Application for Payment*—The form acceptable to Engineer which is to be used by Contractor during the course of the Work in requesting progress or final payments and which is to be accompanied by such supporting documentation as is required by the Contract Documents.
 4. *Bid*—The offer of a Bidder submitted on the prescribed form setting forth the prices for the Work to be performed.
 5. *Bidder*—An individual or entity that submits a Bid to Owner.
 6. *Bidding Documents*—The Bidding Requirements, the proposed Contract Documents, and all Addenda.
 7. *Bidding Requirements*—The advertisement or invitation to bid, Instructions to Bidders, Bid Bond or other Bid security, if any, the Bid Form, and the Bid with any attachments.
 8. *Change Order*—A document which is signed by Contractor and Owner and authorizes an addition, deletion, or revision in the Work or an adjustment in the Contract Price or the Contract Times, or other revision to the Contract, issued on or after the Effective Date of the Contract.
 9. *Change Proposal*—A written request by Contractor, duly submitted in compliance with the procedural requirements set forth herein, seeking an adjustment in Contract Price or Contract Times, or both; contesting an initial decision by Engineer concerning the requirements of the Contract Documents or the acceptability of Work under the Contract Documents; challenging a set-off against payments due; or seeking other relief with respect to the terms of the Contract.
 10. *Claim*—(a) A demand or assertion by Owner directly to Contractor, duly submitted in compliance with the procedural requirements set forth herein: seeking an adjustment of Contract Price or Contract Times, or both; contesting an initial decision by Engineer concerning the requirements of the Contract Documents or the acceptability of Work under the Contract Documents; contesting Engineer's decision regarding a Change Proposal; seeking resolution of a contractual issue that Engineer has declined to address; or seeking other relief with respect to the terms of the Contract; or (b) a demand or assertion by Contractor directly to Owner, duly submitted in compliance with the procedural requirements set forth herein, contesting Engineer's decision

regarding a Change Proposal; or seeking resolution of a contractual issue that Engineer has declined to address. A demand for money or services by a third party is not a Claim.

11. *Constituent of Concern*—Asbestos, petroleum, radioactive materials, polychlorinated biphenyls (PCBs), hazardous waste, and any substance, product, waste, or other material of any nature whatsoever that is or becomes listed, regulated, or addressed pursuant to (a) the Comprehensive Environmental Response, Compensation and Liability Act, 42 U.S.C. §§9601 et seq. (“CERCLA”); (b) the Hazardous Materials Transportation Act, 49 U.S.C. §§5101 et seq.; (c) the Resource Conservation and Recovery Act, 42 U.S.C. §§6901 et seq. (“RCRA”); (d) the Toxic Substances Control Act, 15 U.S.C. §§2601 et seq.; (e) the Clean Water Act, 33 U.S.C. §§1251 et seq.; (f) the Clean Air Act, 42 U.S.C. §§7401 et seq.; or (g) any other federal, state, or local statute, law, rule, regulation, ordinance, resolution, code, order, or decree regulating, relating to, or imposing liability or standards of conduct concerning, any hazardous, toxic, or dangerous waste, substance, or material.
12. *Contract*—The entire and integrated written contract between the Owner and Contractor concerning the Work.
13. *Contract Documents*—Those items so designated in the Agreement, and which together comprise the Contract.
14. *Contract Price*—The money that Owner has agreed to pay Contractor for completion of the Work in accordance with the Contract Documents. .
15. *Contract Times*—The number of days or the dates by which Contractor shall: (a) achieve Milestones, if any; (b) achieve Substantial Completion; and (c) complete the Work.
16. *Contractor*—The individual or entity with which Owner has contracted for performance of the Work.
17. *Cost of the Work*—See Paragraph 13.01 for definition.
18. *Drawings*—The part of the Contract that graphically shows the scope, extent, and character of the Work to be performed by Contractor.
19. *Effective Date of the Contract*—The date, indicated in the Agreement, on which the Contract becomes effective.
20. *Engineer*—The individual or entity named as such in the Agreement.
21. *Field Order*—A written order issued by Engineer which requires minor changes in the Work but does not change the Contract Price or the Contract Times.
22. *Hazardous Environmental Condition*—The presence at the Site of Constituents of Concern in such quantities or circumstances that may present a danger to persons or property exposed thereto. The presence at the Site of materials that are necessary for the execution of the Work, or that are to be incorporated in the Work, and that are controlled and contained pursuant to industry practices, Laws and Regulations, and the requirements of the Contract, does not establish a Hazardous Environmental Condition.
23. *Laws and Regulations; Laws or Regulations*—Any and all applicable laws, statutes, rules, regulations, ordinances, codes, and orders of any and all governmental bodies, agencies, authorities, and courts having jurisdiction.
24. *Liens*—Charges, security interests, or encumbrances upon Contract-related funds, real property, or personal property.

25. *Milestone*—A principal event in the performance of the Work that the Contract requires Contractor to achieve by an intermediate completion date or by a time prior to Substantial Completion of all the Work.
26. *Notice of Award*—The written notice by Owner to a Bidder of Owner's acceptance of the Bid.
27. *Notice to Proceed*—A written notice by Owner to Contractor fixing the date on which the Contract Times will commence to run and on which Contractor shall start to perform the Work.
28. *Owner*—The individual or entity with which Contractor has contracted regarding the Work, and which has agreed to pay Contractor for the performance of the Work, pursuant to the terms of the Contract.
29. *Progress Schedule*—A schedule, prepared and maintained by Contractor, describing the sequence and duration of the activities comprising the Contractor's plan to accomplish the Work within the Contract Times.
30. *Project*—The total undertaking to be accomplished for Owner by engineers, contractors, and others, including planning, study, design, construction, testing, commissioning, and start-up, and of which the Work to be performed under the Contract Documents is a part.
31. *Project Manual*—The written documents prepared for, or made available for, procuring and constructing the Work, including but not limited to the Bidding Documents or other construction procurement documents, geotechnical and existing conditions information, the Agreement, bond forms, General Conditions, Supplementary Conditions, and Specifications. The contents of the Project Manual may be bound in one or more volumes.
32. *Resident Project Representative*—The authorized representative of Engineer assigned to assist Engineer at the Site. As used herein, the term Resident Project Representative or "RPR" includes any assistants or field staff of Resident Project Representative.
33. *Samples*—Physical examples of materials, equipment, or workmanship that are representative of some portion of the Work and that establish the standards by which such portion of the Work will be judged.
34. *Schedule of Submittals*—A schedule, prepared and maintained by Contractor, of required submittals and the time requirements for Engineer's review of the submittals and the performance of related construction activities.
35. *Schedule of Values*—A schedule, prepared and maintained by Contractor, allocating portions of the Contract Price to various portions of the Work and used as the basis for reviewing Contractor's Applications for Payment.
36. *Shop Drawings*—All drawings, diagrams, illustrations, schedules, and other data or information that are specifically prepared or assembled by or for Contractor and submitted by Contractor to illustrate some portion of the Work. Shop Drawings, whether approved or not, are not Drawings and are not Contract Documents.
37. *Site*—Lands or areas indicated in the Contract Documents as being furnished by Owner upon which the Work is to be performed, including rights-of-way and easements, and such other lands furnished by Owner which are designated for the use of Contractor.

38. *Specifications*—The part of the Contract that consists of written requirements for materials, equipment, systems, standards, and workmanship as applied to the Work, and certain administrative requirements and procedural matters applicable to the Work.
39. *Subcontractor*—An individual or entity having a direct contract with Contractor or with any other Subcontractor for the performance of a part of the Work.
40. *Substantial Completion*—The time at which the Work (or a specified part thereof) has progressed to the point where, in the opinion of Engineer, the Work (or a specified part thereof) is sufficiently complete, in accordance with the Contract Documents, so that the Work (or a specified part thereof) can be utilized for the purposes for which it is intended. The terms “substantially complete” and “substantially completed” as applied to all or part of the Work refer to Substantial Completion thereof.
41. *Successful Bidder*—The Bidder whose Bid the Owner accepts, and to which the Owner makes an award of contract, subject to stated conditions.
42. *Supplementary Conditions*—The part of the Contract that amends or supplements these General Conditions.
43. *Supplier*—A manufacturer, fabricator, supplier, distributor, materialman, or vendor having a direct contract with Contractor or with any Subcontractor to furnish materials or equipment to be incorporated in the Work by Contractor or a Subcontractor.
44. *Technical Data*—Those items expressly identified as Technical Data in the Supplementary Conditions, with respect to either (a) subsurface conditions at the Site, or physical conditions relating to existing surface or subsurface structures at the Site (except Underground Facilities) or (b) Hazardous Environmental Conditions at the Site. If no such express identifications of Technical Data have been made with respect to conditions at the Site, then the data contained in boring logs, recorded measurements of subsurface water levels, laboratory test results, and other factual, objective information regarding conditions at the Site that are set forth in any geotechnical or environmental report prepared for the Project and made available to Contractor are hereby defined as Technical Data with respect to conditions at the Site under Paragraphs 5.03, 5.04, and 5.06.
45. *Underground Facilities*—All underground pipelines, conduits, ducts, cables, wires, manholes, vaults, tanks, tunnels, or other such facilities or attachments, and any encasements containing such facilities, including but not limited to those that convey electricity, gases, steam, liquid petroleum products, telephone or other communications, fiber optic transmissions, cable television, water, wastewater, storm water, other liquids or chemicals, or traffic or other control systems.
46. *Unit Price Work*—Work to be paid for on the basis of unit prices.
47. *Work*—The entire construction or the various separately identifiable parts thereof required to be provided under the Contract Documents. Work includes and is the result of performing or providing all labor, services, and documentation necessary to produce such construction; furnishing, installing, and incorporating all materials and equipment into such construction; and may include related services such as testing, start-up, and commissioning, all as required by the Contract Documents.

48. *Work Change Directive*—A written directive to Contractor issued on or after the Effective Date of the Contract, signed by Owner and recommended by Engineer, ordering an addition, deletion, or revision in the Work.

1.02 Terminology

- A. The words and terms discussed in the following paragraphs are not defined but, when used in the Bidding Requirements or Contract Documents, have the indicated meaning.
- B. *Intent of Certain Terms or Adjectives:*
1. The Contract Documents include the terms “as allowed,” “as approved,” “as ordered,” “as directed” or terms of like effect or import to authorize an exercise of professional judgment by Engineer. In addition, the adjectives “reasonable,” “suitable,” “acceptable,” “proper,” “satisfactory,” or adjectives of like effect or import are used to describe an action or determination of Engineer as to the Work. It is intended that such exercise of professional judgment, action, or determination will be solely to evaluate, in general, the Work for compliance with the information in the Contract Documents and with the design concept of the Project as a functioning whole as shown or indicated in the Contract Documents (unless there is a specific statement indicating otherwise). The use of any such term or adjective is not intended to and shall not be effective to assign to Engineer any duty or authority to supervise or direct the performance of the Work, or any duty or authority to undertake responsibility contrary to the provisions of Article 10 or any other provision of the Contract Documents.
- C. *Day:*
1. The word “day” means a calendar day of 24 hours measured from midnight to the next midnight.
- D. *Defective:*
1. The word “defective,” when modifying the word “Work,” refers to Work that is unsatisfactory, faulty, or deficient in that it:
 - a. does not conform to the Contract Documents; or
 - b. does not meet the requirements of any applicable inspection, reference standard, test, or approval referred to in the Contract Documents; or
 - c. has been damaged prior to Engineer’s recommendation of final payment (unless responsibility for the protection thereof has been assumed by Owner at Substantial Completion in accordance with Paragraph 15.03 or 15.04).
- E. *Furnish, Install, Perform, Provide:*
1. The word “furnish,” when used in connection with services, materials, or equipment, shall mean to supply and deliver said services, materials, or equipment to the Site (or some other specified location) ready for use or installation and in usable or operable condition.
 2. The word “install,” when used in connection with services, materials, or equipment, shall mean to put into use or place in final position said services, materials, or equipment complete and ready for intended use.
 3. The words “perform” or “provide,” when used in connection with services, materials, or equipment, shall mean to furnish and install said services, materials, or equipment complete and ready for intended use.

4. If the Contract Documents establish an obligation of Contractor with respect to specific services, materials, or equipment, but do not expressly use any of the four words “furnish,” “install,” “perform,” or “provide,” then Contractor shall furnish and install said services, materials, or equipment complete and ready for intended use.
- F. Unless stated otherwise in the Contract Documents, words or phrases that have a well-known technical or construction industry or trade meaning are used in the Contract Documents in accordance with such recognized meaning.

ARTICLE 2 – PRELIMINARY MATTERS

2.01 *Delivery of Bonds and Evidence of Insurance*

- A. *Bonds*: When Contractor delivers the executed counterparts of the Agreement to Owner, Contractor shall also deliver to Owner such bonds as Contractor may be required to furnish.
- B. *Evidence of Contractor’s Insurance*: When Contractor delivers the executed counterparts of the Agreement to Owner, Contractor shall also deliver to Owner, with copies to each named insured and additional insured (as identified in the Supplementary Conditions or elsewhere in the Contract), the certificates and other evidence of insurance required to be provided by Contractor in accordance with Article 6.
- C. *Evidence of Owner’s Insurance*: After receipt of the executed counterparts of the Agreement and all required bonds and insurance documentation, Owner shall promptly deliver to Contractor, with copies to each named insured and additional insured (as identified in the Supplementary Conditions or otherwise), the certificates and other evidence of insurance required to be provided by Owner under Article 6.

2.02 *Copies of Documents*

- A. Owner shall furnish to Contractor four printed copies of the Contract (including one fully executed counterpart of the Agreement), and one copy in electronic portable document format (PDF). Additional printed copies will be furnished upon request at the cost of reproduction.
- B. Owner shall maintain and safeguard at least one original printed record version of the Contract, including Drawings and Specifications signed and sealed by Engineer and other design professionals. Owner shall make such original printed record version of the Contract available to Contractor for review. Owner may delegate the responsibilities under this provision to Engineer.

2.03 *Before Starting Construction*

- A. *Preliminary Schedules*: Within 10 days after the Effective Date of the Contract (or as otherwise specifically required by the Contract Documents), Contractor shall submit to Engineer for timely review:
 1. a preliminary Progress Schedule indicating the times (numbers of days or dates) for starting and completing the various stages of the Work, including any Milestones specified in the Contract;
 2. a preliminary Schedule of Submittals; and
 3. a preliminary Schedule of Values for all of the Work which includes quantities and prices of items which when added together equal the Contract Price and subdivides the Work into component parts in sufficient detail to serve as the basis for progress payments

during performance of the Work. Such prices will include an appropriate amount of overhead and profit applicable to each item of Work.

2.04 *Preconstruction Conference; Designation of Authorized Representatives*

- A. Before any Work at the Site is started, a conference attended by Owner, Contractor, Engineer, and others as appropriate will be held to establish a working understanding among the parties as to the Work and to discuss the schedules referred to in Paragraph 2.03.A, procedures for handling Shop Drawings, Samples, and other submittals, processing Applications for Payment, electronic or digital transmittals, and maintaining required records.
- B. At this conference Owner and Contractor each shall designate, in writing, a specific individual to act as its authorized representative with respect to the services and responsibilities under the Contract. Such individuals shall have the authority to transmit and receive information, render decisions relative to the Contract, and otherwise act on behalf of each respective party.

2.05 *Initial Acceptance of Schedules*

- A. At least 10 days before submission of the first Application for Payment a conference, attended by Contractor, Engineer, and others as appropriate, will be held to review for acceptability to Engineer as provided below the schedules submitted in accordance with Paragraph 2.03.A. Contractor shall have an additional 10 days to make corrections and adjustments and to complete and resubmit the schedules. No progress payment shall be made to Contractor until acceptable schedules are submitted to Engineer.
 - 1. The Progress Schedule will be acceptable to Engineer if it provides an orderly progression of the Work to completion within the Contract Times. Such acceptance will not impose on Engineer responsibility for the Progress Schedule, for sequencing, scheduling, or progress of the Work, nor interfere with or relieve Contractor from Contractor's full responsibility therefor.
 - 2. Contractor's Schedule of Submittals will be acceptable to Engineer if it provides a workable arrangement for reviewing and processing the required submittals.
 - 3. Contractor's Schedule of Values will be acceptable to Engineer as to form and substance if it provides a reasonable allocation of the Contract Price to the component parts of the Work.

2.06 *Electronic Transmittals*

- A. Except as otherwise stated elsewhere in the Contract, the Owner, Engineer, and Contractor may transmit, and shall accept, Project-related correspondence, text, data, documents, drawings, information, and graphics, including but not limited to Shop Drawings and other submittals, in electronic media or digital format, either directly, or through access to a secure Project website.
- B. If the Contract does not establish protocols for electronic or digital transmittals, then Owner, Engineer, and Contractor shall jointly develop such protocols.
- C. When transmitting items in electronic media or digital format, the transmitting party makes no representations as to long term compatibility, usability, or readability of the items resulting from the recipient's use of software application packages, operating systems, or computer hardware differing from those used in the drafting or transmittal of the items, or from those established in applicable transmittal protocols.

ARTICLE 3 – DOCUMENTS: INTENT, REQUIREMENTS, REUSE**3.01 Intent**

- A. The Contract Documents are complementary; what is required by one is as binding as if required by all.
- B. It is the intent of the Contract Documents to describe a functionally complete project (or part thereof) to be constructed in accordance with the Contract Documents.
- C. Unless otherwise stated in the Contract Documents, if there is a discrepancy between the electronic or digital versions of the Contract Documents (including any printed copies derived from such electronic or digital versions) and the printed record version, the printed record version shall govern.
- D. The Contract supersedes prior negotiations, representations, and agreements, whether written or oral.
- E. Engineer will issue clarifications and interpretations of the Contract Documents as provided herein.

3.02 Reference Standards

- A. Standards Specifications, Codes, Laws and Regulations
 - 1. Reference in the Contract Documents to standard specifications, manuals, reference standards, or codes of any technical society, organization, or association, or to Laws or Regulations, whether such reference be specific or by implication, shall mean the standard specification, manual, reference standard, code, or Laws or Regulations in effect at the time of opening of Bids (or on the Effective Date of the Contract if there were no Bids), except as may be otherwise specifically stated in the Contract Documents.
 - 2. No provision of any such standard specification, manual, reference standard, or code, or any instruction of a Supplier, shall be effective to change the duties or responsibilities of Owner, Contractor, or Engineer, or any of their subcontractors, consultants, agents, or employees, from those set forth in the part of the Contract Documents prepared by or for Engineer. No such provision or instruction shall be effective to assign to Owner, Engineer, or any of their officers, directors, members, partners, employees, agents, consultants, or subcontractors, any duty or authority to supervise or direct the performance of the Work or any duty or authority to undertake responsibility inconsistent with the provisions of the part of the Contract Documents prepared by or for Engineer.

3.03 Reporting and Resolving Discrepancies

- A. *Reporting Discrepancies:*
 - 1. *Contractor's Verification of Figures and Field Measurements:* Before undertaking each part of the Work, Contractor shall carefully study the Contract Documents, and check and verify pertinent figures and dimensions therein, particularly with respect to applicable field measurements. Contractor shall promptly report in writing to Engineer any conflict, error, ambiguity, or discrepancy that Contractor discovers, or has actual knowledge of, and shall not proceed with any Work affected thereby until the conflict, error, ambiguity, or discrepancy is resolved, by a clarification or interpretation by Engineer, or by an amendment or supplement to the Contract Documents issued pursuant to Paragraph 11.01.

2. *Contractor's Review of Contract Documents:* If, before or during the performance of the Work, Contractor discovers any conflict, error, ambiguity, or discrepancy within the Contract Documents, or between the Contract Documents and (a) any applicable Law or Regulation, (b) actual field conditions, (c) any standard specification, manual, reference standard, or code, or (d) any instruction of any Supplier, then Contractor shall promptly report it to Engineer in writing. Contractor shall not proceed with the Work affected thereby (except in an emergency as required by Paragraph 7.15) until the conflict, error, ambiguity, or discrepancy is resolved, by a clarification or interpretation by Engineer, or by an amendment or supplement to the Contract Documents issued pursuant to Paragraph 11.01.
 3. Contractor shall not be liable to Owner or Engineer for failure to report any conflict, error, ambiguity, or discrepancy in the Contract Documents unless Contractor had actual knowledge thereof.
- B. *Resolving Discrepancies:*
1. Except as may be otherwise specifically stated in the Contract Documents, the provisions of the part of the Contract Documents prepared by or for Engineer shall take precedence in resolving any conflict, error, ambiguity, or discrepancy between such provisions of the Contract Documents and:
 - a. the provisions of any standard specification, manual, reference standard, or code, or the instruction of any Supplier (whether or not specifically incorporated by reference as a Contract Document); or
 - b. the provisions of any Laws or Regulations applicable to the performance of the Work (unless such an interpretation of the provisions of the Contract Documents would result in violation of such Law or Regulation).

3.04 *Requirements of the Contract Documents*

- A. During the performance of the Work and until final payment, Contractor and Owner shall submit to the Engineer all matters in question concerning the requirements of the Contract Documents (sometimes referred to as requests for information or interpretation—RFIs), or relating to the acceptability of the Work under the Contract Documents, as soon as possible after such matters arise. Engineer will be the initial interpreter of the requirements of the Contract Documents, and judge of the acceptability of the Work thereunder.
- B. Engineer will, with reasonable promptness, render a written clarification, interpretation, or decision on the issue submitted, or initiate an amendment or supplement to the Contract Documents. Engineer's written clarification, interpretation, or decision will be final and binding on Contractor, unless it appeals by submitting a Change Proposal, and on Owner, unless it appeals by filing a Claim.
- C. If a submitted matter in question concerns terms and conditions of the Contract Documents that do not involve (1) the performance or acceptability of the Work under the Contract Documents, (2) the design (as set forth in the Drawings, Specifications, or otherwise), or (3) other engineering or technical matters, then Engineer will promptly give written notice to Owner and Contractor that Engineer is unable to provide a decision or interpretation. If Owner and Contractor are unable to agree on resolution of such a matter in question, either party may pursue resolution as provided in Article 12.

3.05 *Reuse of Documents*

- A. Contractor and its Subcontractors and Suppliers shall not:
1. have or acquire any title to or ownership rights in any of the Drawings, Specifications, or other documents (or copies of any thereof) prepared by or bearing the seal of Engineer or its consultants, including electronic media editions, or reuse any such Drawings, Specifications, other documents, or copies thereof on extensions of the Project or any other project without written consent of Owner and Engineer and specific written verification or adaptation by Engineer; or
 2. have or acquire any title or ownership rights in any other Contract Documents, reuse any such Contract Documents for any purpose without Owner's express written consent, or violate any copyrights pertaining to such Contract Documents.
- B. The prohibitions of this Paragraph 3.05 will survive final payment, or termination of the Contract. Nothing herein shall preclude Contractor from retaining copies of the Contract Documents for record purposes.

ARTICLE 4 – COMMENCEMENT AND PROGRESS OF THE WORK

4.01 *Commencement of Contract Times; Notice to Proceed*

- A. The Contract Times will commence to run on the thirtieth day after the Effective Date of the Contract or, if a Notice to Proceed is given, on the day indicated in the Notice to Proceed. A Notice to Proceed may be given at any time within 30 days after the Effective Date of the Contract. In no event will the Contract Times commence to run later than the sixtieth day after the day of Bid opening or the thirtieth day after the Effective Date of the Contract, whichever date is earlier.

4.02 *Starting the Work*

- A. Contractor shall start to perform the Work on the date when the Contract Times commence to run. No Work shall be done at the Site prior to such date.

4.03 *Reference Points*

- A. Owner shall provide engineering surveys to establish reference points for construction which in Engineer's judgment are necessary to enable Contractor to proceed with the Work. Contractor shall be responsible for laying out the Work, shall protect and preserve the established reference points and property monuments, and shall make no changes or relocations without the prior written approval of Owner. Contractor shall report to Engineer whenever any reference point or property monument is lost or destroyed or requires relocation because of necessary changes in grades or locations, and shall be responsible for the accurate replacement or relocation of such reference points or property monuments by professionally qualified personnel.

4.04 *Progress Schedule*

- A. Contractor shall adhere to the Progress Schedule established in accordance with Paragraph 2.05 as it may be adjusted from time to time as provided below.
1. Contractor shall submit to Engineer for acceptance (to the extent indicated in Paragraph 2.05) proposed adjustments in the Progress Schedule that will not result in changing the Contract Times.

2. Proposed adjustments in the Progress Schedule that will change the Contract Times shall be submitted in accordance with the requirements of Article 11.

B. Contractor shall carry on the Work and adhere to the Progress Schedule during all disputes or disagreements with Owner. No Work shall be delayed or postponed pending resolution of any disputes or disagreements, or during any appeal process, except as permitted by Paragraph 16.04, or as Owner and Contractor may otherwise agree in writing.

4.05 *Delays in Contractor's Progress*

A. If Owner, Engineer, or anyone for whom Owner is responsible, delays, disrupts, or interferes with the performance or progress of the Work, then Contractor shall be entitled to an equitable adjustment in the Contract Times and Contract Price. Contractor's entitlement to an adjustment of the Contract Times is conditioned on such adjustment being essential to Contractor's ability to complete the Work within the Contract Times.

B. Contractor shall not be entitled to an adjustment in Contract Price or Contract Times for delay, disruption, or interference caused by or within the control of Contractor. Delay, disruption, and interference attributable to and within the control of a Subcontractor or Supplier shall be deemed to be within the control of Contractor.

C. If Contractor's performance or progress is delayed, disrupted, or interfered with by unanticipated causes not the fault of and beyond the control of Owner, Contractor, and those for which they are responsible, then Contractor shall be entitled to an equitable adjustment in Contract Times. Contractor's entitlement to an adjustment of the Contract Times is conditioned on such adjustment being essential to Contractor's ability to complete the Work within the Contract Times. Such an adjustment shall be Contractor's sole and exclusive remedy for the delays, disruption, and interference described in this paragraph. Causes of delay, disruption, or interference that may give rise to an adjustment in Contract Times under this paragraph include but are not limited to the following:

1. severe and unavoidable natural catastrophes such as fires, floods, epidemics, and earthquakes;
2. abnormal weather conditions;
3. acts or failures to act of utility owners (other than those performing other work at or adjacent to the Site by arrangement with the Owner, as contemplated in Article 8); and
4. acts of war or terrorism.

D. Delays, disruption, and interference to the performance or progress of the Work resulting from the existence of a differing subsurface or physical condition, an Underground Facility that was not shown or indicated by the Contract Documents, or not shown or indicated with reasonable accuracy, and those resulting from Hazardous Environmental Conditions, are governed by Article 5.

E. Paragraph 8.03 governs delays, disruption, and interference to the performance or progress of the Work resulting from the performance of certain other work at or adjacent to the Site.

F. Contractor shall not be entitled to an adjustment in Contract Price or Contract Times for any delay, disruption, or interference if such delay is concurrent with a delay, disruption, or interference caused by or within the control of Contractor.

G. Contractor must submit any Change Proposal seeking an adjustment in Contract Price or Contract Times under this paragraph within 30 days of the commencement of the delaying, disrupting, or interfering event.

ARTICLE 5 – AVAILABILITY OF LANDS; SUBSURFACE AND PHYSICAL CONDITIONS; HAZARDOUS ENVIRONMENTAL CONDITIONS

5.01 *Availability of Lands*

- A. Owner shall furnish the Site. Owner shall notify Contractor of any encumbrances or restrictions not of general application but specifically related to use of the Site with which Contractor must comply in performing the Work.
- B. Upon reasonable written request, Owner shall furnish Contractor with a current statement of record legal title and legal description of the lands upon which permanent improvements are to be made and Owner's interest therein as necessary for giving notice of or filing a mechanic's or construction lien against such lands in accordance with applicable Laws and Regulations.
- C. Contractor shall provide for all additional lands and access thereto that may be required for temporary construction facilities or storage of materials and equipment.

5.02 *Use of Site and Other Areas*

- A. *Limitation on Use of Site and Other Areas:*
 - 1. Contractor shall confine construction equipment, temporary construction facilities, the storage of materials and equipment, and the operations of workers to the Site, adjacent areas that Contractor has arranged to use through construction easements or otherwise, and other adjacent areas permitted by Laws and Regulations, and shall not unreasonably encumber the Site and such other adjacent areas with construction equipment or other materials or equipment. Contractor shall assume full responsibility for (a) damage to the Site; (b) damage to any such other adjacent areas used for Contractor's operations; (c) damage to any other adjacent land or areas; and (d) for injuries and losses sustained by the owners or occupants of any such land or areas; provided that such damage or injuries result from the performance of the Work or from other actions or conduct of the Contractor or those for which Contractor is responsible.
 - 2. If a damage or injury claim is made by the owner or occupant of any such land or area because of the performance of the Work, or because of other actions or conduct of the Contractor or those for which Contractor is responsible, Contractor shall (a) take immediate corrective or remedial action as required by Paragraph 7.12, or otherwise; (b) promptly attempt to settle the claim as to all parties through negotiations with such owner or occupant, or otherwise resolve the claim by arbitration or other dispute resolution proceeding, or at law; and (c) to the fullest extent permitted by Laws and Regulations, indemnify and hold harmless Owner and Engineer, and the officers, directors, members, partners, employees, agents, consultants and subcontractors of each and any of them from and against any such claim, and against all costs, losses, and damages (including but not limited to all fees and charges of engineers, architects, attorneys, and other professionals and all court or arbitration or other dispute resolution costs) arising out of or relating to any claim or action, legal or equitable, brought by any such owner or occupant against Owner, Engineer, or any other party indemnified hereunder to the extent caused directly or indirectly, in whole or in part by, or based upon, Contractor's performance of the Work, or because of other actions or conduct of the Contractor or those for which Contractor is responsible.
- B. *Removal of Debris During Performance of the Work:* During the progress of the Work the Contractor shall keep the Site and other adjacent areas free from accumulations of waste

materials, rubbish, and other debris. Removal and disposal of such waste materials, rubbish, and other debris shall conform to applicable Laws and Regulations.

- C. *Cleaning*: Prior to Substantial Completion of the Work Contractor shall clean the Site and the Work and make it ready for utilization by Owner. At the completion of the Work Contractor shall remove from the Site and adjacent areas all tools, appliances, construction equipment and machinery, and surplus materials and shall restore to original condition all property not designated for alteration by the Contract Documents.
- D. *Loading of Structures*: Contractor shall not load nor permit any part of any structure to be loaded in any manner that will endanger the structure, nor shall Contractor subject any part of the Work or adjacent structures or land to stresses or pressures that will endanger them.

5.03 *Subsurface and Physical Conditions*

- A. *Reports and Drawings*: The Supplementary Conditions identify:
 1. those reports known to Owner of explorations and tests of subsurface conditions at or adjacent to the Site;
 2. those drawings known to Owner of physical conditions relating to existing surface or subsurface structures at the Site (except Underground Facilities); and
 3. Technical Data contained in such reports and drawings.
- B. *Reliance by Contractor on Technical Data Authorized*: Contractor may rely upon the accuracy of the Technical Data expressly identified in the Supplementary Conditions with respect to such reports and drawings, but such reports and drawings are not Contract Documents. If no such express identification has been made, then Contractor may rely upon the accuracy of the Technical Data (as defined in Article 1) contained in any geotechnical or environmental report prepared for the Project and made available to Contractor. Except for such reliance on Technical Data, Contractor may not rely upon or make any claim against Owner or Engineer, or any of their officers, directors, members, partners, employees, agents, consultants, or subcontractors, with respect to:
 1. the completeness of such reports and drawings for Contractor's purposes, including, but not limited to, any aspects of the means, methods, techniques, sequences, and procedures of construction to be employed by Contractor, and safety precautions and programs incident thereto; or
 2. other data, interpretations, opinions, and information contained in such reports or shown or indicated in such drawings; or
 3. any Contractor interpretation of or conclusion drawn from any Technical Data or any such other data, interpretations, opinions, or information.

5.04 *Differing Subsurface or Physical Conditions*

- A. *Notice by Contractor*: If Contractor believes that any subsurface or physical condition that is uncovered or revealed at the Site either:
 1. is of such a nature as to establish that any Technical Data on which Contractor is entitled to rely as provided in Paragraph 5.03 is materially inaccurate; or
 2. is of such a nature as to require a change in the Drawings or Specifications; or
 3. differs materially from that shown or indicated in the Contract Documents; or

4. is of an unusual nature, and differs materially from conditions ordinarily encountered and generally recognized as inherent in work of the character provided for in the Contract Documents;

then Contractor shall, promptly after becoming aware thereof and before further disturbing the subsurface or physical conditions or performing any Work in connection therewith (except in an emergency as required by Paragraph 7.15), notify Owner and Engineer in writing about such condition. Contractor shall not further disturb such condition or perform any Work in connection therewith (except with respect to an emergency) until receipt of a written statement permitting Contractor to do so.

- B. *Engineer's Review:* After receipt of written notice as required by the preceding paragraph, Engineer will promptly review the subsurface or physical condition in question; determine the necessity of Owner's obtaining additional exploration or tests with respect to the condition; conclude whether the condition falls within any one or more of the differing site condition categories in Paragraph 5.04.A above; obtain any pertinent cost or schedule information from Contractor; prepare recommendations to Owner regarding the Contractor's resumption of Work in connection with the subsurface or physical condition in question and the need for any change in the Drawings or Specifications; and advise Owner in writing of Engineer's findings, conclusions, and recommendations.
- C. *Owner's Statement to Contractor Regarding Site Condition:* After receipt of Engineer's written findings, conclusions, and recommendations, Owner shall issue a written statement to Contractor (with a copy to Engineer) regarding the subsurface or physical condition in question, addressing the resumption of Work in connection with such condition, indicating whether any change in the Drawings or Specifications will be made, and adopting or rejecting Engineer's written findings, conclusions, and recommendations, in whole or in part.
- D. *Possible Price and Times Adjustments:*
 1. Contractor shall be entitled to an equitable adjustment in Contract Price or Contract Times, or both, to the extent that the existence of a differing subsurface or physical condition, or any related delay, disruption, or interference, causes an increase or decrease in Contractor's cost of, or time required for, performance of the Work; subject, however, to the following:
 - a. such condition must fall within any one or more of the categories described in Paragraph 5.04.A;
 - b. with respect to Work that is paid for on a unit price basis, any adjustment in Contract Price will be subject to the provisions of Paragraph 13.03; and,
 - c. Contractor's entitlement to an adjustment of the Contract Times is conditioned on such adjustment being essential to Contractor's ability to complete the Work within the Contract Times.
 2. Contractor shall not be entitled to any adjustment in the Contract Price or Contract Times with respect to a subsurface or physical condition if:
 - a. Contractor knew of the existence of such condition at the time Contractor made a commitment to Owner with respect to Contract Price and Contract Times by the submission of a Bid or becoming bound under a negotiated contract, or otherwise; or
 - b. the existence of such condition reasonably could have been discovered or revealed as a result of any examination, investigation, exploration, test, or study of the Site

and contiguous areas expressly required by the Bidding Requirements or Contract Documents to be conducted by or for Contractor prior to Contractor's making such commitment; or

- c. Contractor failed to give the written notice as required by Paragraph 5.04.A.
- 3. If Owner and Contractor agree regarding Contractor's entitlement to and the amount or extent of any adjustment in the Contract Price or Contract Times, or both, then any such adjustment shall be set forth in a Change Order.
- 4. Contractor may submit a Change Proposal regarding its entitlement to or the amount or extent of any adjustment in the Contract Price or Contract Times, or both, no later than 30 days after Owner's issuance of the Owner's written statement to Contractor regarding the subsurface or physical condition in question.

5.05 *Underground Facilities*

- A. *Contractor's Responsibilities:* The information and data shown or indicated in the Contract Documents with respect to existing Underground Facilities at or adjacent to the Site is based on information and data furnished to Owner or Engineer by the owners of such Underground Facilities, including Owner, or by others. Unless it is otherwise expressly provided in the Supplementary Conditions:
 - 1. Owner and Engineer do not warrant or guarantee the accuracy or completeness of any such information or data provided by others; and
 - 2. the cost of all of the following will be included in the Contract Price, and Contractor shall have full responsibility for:
 - a. reviewing and checking all information and data regarding existing Underground Facilities at the Site;
 - b. locating all Underground Facilities shown or indicated in the Contract Documents as being at the Site;
 - c. coordination of the Work with the owners (including Owner) of such Underground Facilities, during construction; and
 - d. the safety and protection of all existing Underground Facilities at the Site, and repairing any damage thereto resulting from the Work.
- B. *Notice by Contractor:* If Contractor believes that an Underground Facility that is uncovered or revealed at the Site was not shown or indicated in the Contract Documents, or was not shown or indicated with reasonable accuracy, then Contractor shall, promptly after becoming aware thereof and before further disturbing conditions affected thereby or performing any Work in connection therewith (except in an emergency as required by Paragraph 7.15), identify the owner of such Underground Facility and give written notice to that owner and to Owner and Engineer.
- C. *Engineer's Review:* Engineer will promptly review the Underground Facility and conclude whether such Underground Facility was not shown or indicated in the Contract Documents, or was not shown or indicated with reasonable accuracy; obtain any pertinent cost or schedule information from Contractor; prepare recommendations to Owner regarding the Contractor's resumption of Work in connection with the Underground Facility in question; determine the extent, if any, to which a change is required in the Drawings or Specifications to reflect and document the consequences of the existence or location of the Underground Facility; and advise Owner in writing of Engineer's findings, conclusions, and

recommendations. During such time, Contractor shall be responsible for the safety and protection of such Underground Facility.

- D. *Owner's Statement to Contractor Regarding Underground Facility:* After receipt of Engineer's written findings, conclusions, and recommendations, Owner shall issue a written statement to Contractor (with a copy to Engineer) regarding the Underground Facility in question, addressing the resumption of Work in connection with such Underground Facility, indicating whether any change in the Drawings or Specifications will be made, and adopting or rejecting Engineer's written findings, conclusions, and recommendations in whole or in part.
- E. *Possible Price and Times Adjustments:*
1. Contractor shall be entitled to an equitable adjustment in the Contract Price or Contract Times, or both, to the extent that any existing Underground Facility at the Site that was not shown or indicated in the Contract Documents, or was not shown or indicated with reasonable accuracy, or any related delay, disruption, or interference, causes an increase or decrease in Contractor's cost of, or time required for, performance of the Work; subject, however, to the following:
 - a. Contractor did not know of and could not reasonably have been expected to be aware of or to have anticipated the existence or actual location of the Underground Facility in question;
 - b. With respect to Work that is paid for on a unit price basis, any adjustment in Contract Price will be subject to the provisions of Paragraph 13.03;
 - c. Contractor's entitlement to an adjustment of the Contract Times is conditioned on such adjustment being essential to Contractor's ability to complete the Work within the Contract Times; and
 - d. Contractor gave the notice required in Paragraph 5.05.B.
 2. If Owner and Contractor agree regarding Contractor's entitlement to and the amount or extent of any adjustment in the Contract Price or Contract Times, or both, then any such adjustment shall be set forth in a Change Order.
 3. Contractor may submit a Change Proposal regarding its entitlement to or the amount or extent of any adjustment in the Contract Price or Contract Times, or both, no later than 30 days after Owner's issuance of the Owner's written statement to Contractor regarding the Underground Facility in question.

5.06 *Hazardous Environmental Conditions at Site*

- A. *Reports and Drawings:* The Supplementary Conditions identify:
1. those reports and drawings known to Owner relating to Hazardous Environmental Conditions that have been identified at or adjacent to the Site; and
 2. Technical Data contained in such reports and drawings.
- B. *Reliance by Contractor on Technical Data Authorized:* Contractor may rely upon the accuracy of the Technical Data expressly identified in the Supplementary Conditions with respect to such reports and drawings, but such reports and drawings are not Contract Documents. If no such express identification has been made, then Contractor may rely on the accuracy of the Technical Data (as defined in Article 1) contained in any geotechnical or environmental report prepared for the Project and made available to Contractor. Except for such reliance on Technical Data, Contractor may not rely upon or make any claim against Owner or Engineer,

or any of their officers, directors, members, partners, employees, agents, consultants, or subcontractors with respect to:

1. the completeness of such reports and drawings for Contractor's purposes, including, but not limited to, any aspects of the means, methods, techniques, sequences and procedures of construction to be employed by Contractor and safety precautions and programs incident thereto; or
 2. other data, interpretations, opinions and information contained in such reports or shown or indicated in such drawings; or
 3. any Contractor interpretation of or conclusion drawn from any Technical Data or any such other data, interpretations, opinions or information.
- C. Contractor shall not be responsible for removing or remediating any Hazardous Environmental Condition encountered, uncovered, or revealed at the Site unless such removal or remediation is expressly identified in the Contract Documents to be within the scope of the Work.
- D. Contractor shall be responsible for controlling, containing, and duly removing all Constituents of Concern brought to the Site by Contractor, Subcontractors, Suppliers, or anyone else for whom Contractor is responsible, and for any associated costs; and for the costs of removing and remediating any Hazardous Environmental Condition created by the presence of any such Constituents of Concern.
- E. If Contractor encounters, uncovers, or reveals a Hazardous Environmental Condition whose removal or remediation is not expressly identified in the Contract Documents as being within the scope of the Work, or if Contractor or anyone for whom Contractor is responsible creates a Hazardous Environmental Condition, then Contractor shall immediately: (1) secure or otherwise isolate such condition; (2) stop all Work in connection with such condition and in any area affected thereby (except in an emergency as required by Paragraph 7.15); and (3) notify Owner and Engineer (and promptly thereafter confirm such notice in writing). Owner shall promptly consult with Engineer concerning the necessity for Owner to retain a qualified expert to evaluate such condition or take corrective action, if any. Promptly after consulting with Engineer, Owner shall take such actions as are necessary to permit Owner to timely obtain required permits and provide Contractor the written notice required by Paragraph 5.06.F. If Contractor or anyone for whom Contractor is responsible created the Hazardous Environmental Condition in question, then Owner may remove and remediate the Hazardous Environmental Condition, and impose a set-off against payments to account for the associated costs.
- F. Contractor shall not resume Work in connection with such Hazardous Environmental Condition or in any affected area until after Owner has obtained any required permits related thereto, and delivered written notice to Contractor either (1) specifying that such condition and any affected area is or has been rendered safe for the resumption of Work, or (2) specifying any special conditions under which such Work may be resumed safely.
- G. If Owner and Contractor cannot agree as to entitlement to or on the amount or extent, if any, of any adjustment in Contract Price or Contract Times, or both, as a result of such Work stoppage or such special conditions under which Work is agreed to be resumed by Contractor, then within 30 days of Owner's written notice regarding the resumption of Work, Contractor may submit a Change Proposal, or Owner may impose a set-off.
- H. If after receipt of such written notice Contractor does not agree to resume such Work based on a reasonable belief it is unsafe, or does not agree to resume such Work under such special

conditions, then Owner may order the portion of the Work that is in the area affected by such condition to be deleted from the Work, following the contractual change procedures in Article 11. Owner may have such deleted portion of the Work performed by Owner's own forces or others in accordance with Article 8.

- I. To the fullest extent permitted by Laws and Regulations, Owner shall indemnify and hold harmless Contractor, Subcontractors, and Engineer, and the officers, directors, members, partners, employees, agents, consultants, and subcontractors of each and any of them from and against all claims, costs, losses, and damages (including but not limited to all fees and charges of engineers, architects, attorneys, and other professionals and all court or arbitration or other dispute resolution costs) arising out of or relating to a Hazardous Environmental Condition, provided that such Hazardous Environmental Condition (1) was not shown or indicated in the Drawings, Specifications, or other Contract Documents, identified as Technical Data entitled to limited reliance pursuant to Paragraph 5.06.B, or identified in the Contract Documents to be included within the scope of the Work, and (2) was not created by Contractor or by anyone for whom Contractor is responsible. Nothing in this Paragraph 5.06.I shall obligate Owner to indemnify any individual or entity from and against the consequences of that individual's or entity's own negligence.
- J. To the fullest extent permitted by Laws and Regulations, Contractor shall indemnify and hold harmless Owner and Engineer, and the officers, directors, members, partners, employees, agents, consultants, and subcontractors of each and any of them from and against all claims, costs, losses, and damages (including but not limited to all fees and charges of engineers, architects, attorneys, and other professionals and all court or arbitration or other dispute resolution costs) arising out of or relating to the failure to control, contain, or remove a Constituent of Concern brought to the Site by Contractor or by anyone for whom Contractor is responsible, or to a Hazardous Environmental Condition created by Contractor or by anyone for whom Contractor is responsible. Nothing in this Paragraph 5.06.J shall obligate Contractor to indemnify any individual or entity from and against the consequences of that individual's or entity's own negligence.
- K. The provisions of Paragraphs 5.03, 5.04, and 5.05 do not apply to the presence of Constituents of Concern or to a Hazardous Environmental Condition uncovered or revealed at the Site.

ARTICLE 6 – BONDS AND INSURANCE

6.01 *Performance, Payment, and Other Bonds*

- A. Contractor shall furnish a performance bond and a payment bond, each in an amount at least equal to the Contract Price, as security for the faithful performance and payment of all of Contractor's obligations under the Contract. These bonds shall remain in effect until one year after the date when final payment becomes due or until completion of the correction period specified in Paragraph 15.08, whichever is later, except as provided otherwise by Laws or Regulations, the Supplementary Conditions, or other specific provisions of the Contract. Contractor shall also furnish such other bonds as are required by the Supplementary Conditions or other specific provisions of the Contract.
- B. All bonds shall be in the form prescribed by the Contract except as provided otherwise by Laws or Regulations, and shall be executed by such sureties as are named in "Companies Holding Certificates of Authority as Acceptable Sureties on Federal Bonds and as Acceptable Reinsuring Companies" as published in Circular 570 (as amended and supplemented) by the Financial Management Service, Surety Bond Branch, U.S. Department of the Treasury. A bond

signed by an agent or attorney-in-fact must be accompanied by a certified copy of that individual's authority to bind the surety. The evidence of authority shall show that it is effective on the date the agent or attorney-in-fact signed the accompanying bond.

- C. Contractor shall obtain the required bonds from surety companies that are duly licensed or authorized in the jurisdiction in which the Project is located to issue bonds in the required amounts.
- D. If the surety on a bond furnished by Contractor is declared bankrupt or becomes insolvent, or its right to do business is terminated in any state or jurisdiction where any part of the Project is located, or the surety ceases to meet the requirements above, then Contractor shall promptly notify Owner and Engineer and shall, within 20 days after the event giving rise to such notification, provide another bond and surety, both of which shall comply with the bond and surety requirements above.
- E. If Contractor has failed to obtain a required bond, Owner may exclude the Contractor from the Site and exercise Owner's termination rights under Article 16.
- F. Upon request, Owner shall provide a copy of the payment bond to any Subcontractor, Supplier, or other person or entity claiming to have furnished labor or materials used in the performance of the Work.

6.02 *Insurance—General Provisions*

- A. Owner and Contractor shall obtain and maintain insurance as required in this Article and in the Supplementary Conditions.
- B. All insurance required by the Contract to be purchased and maintained by Owner or Contractor shall be obtained from insurance companies that are duly licensed or authorized, in the state or jurisdiction in which the Project is located, to issue insurance policies for the required limits and coverages. Unless a different standard is indicated in the Supplementary Conditions, all companies that provide insurance policies required under this Contract shall have an A.M. Best rating of A-VII or better.
- C. Contractor shall deliver to Owner, with copies to each named insured and additional insured (as identified in this Article, in the Supplementary Conditions, or elsewhere in the Contract), certificates of insurance establishing that Contractor has obtained and is maintaining the policies, coverages, and endorsements required by the Contract. Upon request by Owner or any other insured, Contractor shall also furnish other evidence of such required insurance, including but not limited to copies of policies and endorsements, and documentation of applicable self-insured retentions and deductibles. Contractor may block out (redact) any confidential premium or pricing information contained in any policy or endorsement furnished under this provision.
- D. Owner shall deliver to Contractor, with copies to each named insured and additional insured (as identified in this Article, the Supplementary Conditions, or elsewhere in the Contract), certificates of insurance establishing that Owner has obtained and is maintaining the policies, coverages, and endorsements required of Owner by the Contract (if any). Upon request by Contractor or any other insured, Owner shall also provide other evidence of such required insurance (if any), including but not limited to copies of policies and endorsements, and documentation of applicable self-insured retentions and deductibles. Owner may block out (redact) any confidential premium or pricing information contained in any policy or endorsement furnished under this provision.

- E. Failure of Owner or Contractor to demand such certificates or other evidence of the other party's full compliance with these insurance requirements, or failure of Owner or Contractor to identify a deficiency in compliance from the evidence provided, shall not be construed as a waiver of the other party's obligation to obtain and maintain such insurance.
- F. If either party does not purchase or maintain all of the insurance required of such party by the Contract, such party shall notify the other party in writing of such failure to purchase prior to the start of the Work, or of such failure to maintain prior to any change in the required coverage.
- G. If Contractor has failed to obtain and maintain required insurance, Owner may exclude the Contractor from the Site, impose an appropriate set-off against payment, and exercise Owner's termination rights under Article 16.
- H. Without prejudice to any other right or remedy, if a party has failed to obtain required insurance, the other party may elect to obtain equivalent insurance to protect such other party's interests at the expense of the party who was required to provide such coverage, and the Contract Price shall be adjusted accordingly.
- I. Owner does not represent that insurance coverage and limits established in this Contract necessarily will be adequate to protect Contractor or Contractor's interests.
- J. The insurance and insurance limits required herein shall not be deemed as a limitation on Contractor's liability under the indemnities granted to Owner and other individuals and entities in the Contract.

6.03 *Contractor's Insurance*

- A. *Workers' Compensation*: Contractor shall purchase and maintain workers' compensation and employer's liability insurance for:
 1. claims under workers' compensation, disability benefits, and other similar employee benefit acts.
 2. United States Longshoreman and Harbor Workers' Compensation Act and Jones Act coverage (if applicable).
 3. claims for damages because of bodily injury, occupational sickness or disease, or death of Contractor's employees (by stop-gap endorsement in monopolist worker's compensation states).
 4. Foreign voluntary worker compensation (if applicable).
- B. *Commercial General Liability—Claims Covered*: Contractor shall purchase and maintain commercial general liability insurance, covering all operations by or on behalf of Contractor, on an occurrence basis, against:
 1. claims for damages because of bodily injury, sickness or disease, or death of any person other than Contractor's employees.
 2. claims for damages insured by reasonably available personal injury liability coverage.
 3. claims for damages, other than to the Work itself, because of injury to or destruction of tangible property wherever located, including loss of use resulting therefrom.
- C. *Commercial General Liability—Form and Content*: Contractor's commercial liability policy shall be written on a 1996 (or later) ISO commercial general liability form (occurrence form) and include the following coverages and endorsements:

1. Products and completed operations coverage:
 - a. Such insurance shall be maintained for three years after final payment.
 - b. Contractor shall furnish Owner and each other additional insured (as identified in the Supplementary Conditions or elsewhere in the Contract) evidence of continuation of such insurance at final payment and three years thereafter.
 2. Blanket contractual liability coverage, to the extent permitted by law, including but not limited to coverage of Contractor's contractual indemnity obligations in Paragraph 7.18.
 3. Broad form property damage coverage.
 4. Severability of interest.
 5. Underground, explosion, and collapse coverage.
 6. Personal injury coverage.
 7. Additional insured endorsements that include both ongoing operations and products and completed operations coverage through ISO Endorsements CG 20 10 10 01 and CG 20 37 10 01 (together); or CG 20 10 07 04 and CG 20 37 07 04 (together); or their equivalent.
 8. For design professional additional insureds, ISO Endorsement CG 20 32 07 04, "Additional Insured—Engineers, Architects or Surveyors Not Engaged by the Named Insured" or its equivalent.
- D. *Automobile liability*: Contractor shall purchase and maintain automobile liability insurance against claims for damages because of bodily injury or death of any person or property damage arising out of the ownership, maintenance, or use of any motor vehicle. The automobile liability policy shall be written on an occurrence basis.
- E. *Umbrella or excess liability*: Contractor shall purchase and maintain umbrella or excess liability insurance written over the underlying employer's liability, commercial general liability, and automobile liability insurance described in the paragraphs above. Subject to industry-standard exclusions, the coverage afforded shall follow form as to each and every one of the underlying policies.
- F. *Contractor's pollution liability insurance*: Contractor shall purchase and maintain a policy covering third-party injury and property damage claims, including clean-up costs, as a result of pollution conditions arising from Contractor's operations and completed operations. This insurance shall be maintained for no less than three years after final completion.
- G. *Additional insureds*: The Contractor's commercial general liability, automobile liability, umbrella or excess, and pollution liability policies shall include and list as additional insureds Owner and Engineer, and any individuals or entities identified in the Supplementary Conditions; include coverage for the respective officers, directors, members, partners, employees, agents, consultants, and subcontractors of each and any of all such additional insureds; and the insurance afforded to these additional insureds shall provide primary coverage for all claims covered thereby (including as applicable those arising from both ongoing and completed operations) on a non-contributory basis. Contractor shall obtain all necessary endorsements to support these requirements.
- H. *Contractor's professional liability insurance*: If Contractor will provide or furnish professional services under this Contract, through a delegation of professional design services or otherwise, then Contractor shall be responsible for purchasing and maintaining applicable professional liability insurance. This insurance shall provide protection against claims arising

out of performance of professional design or related services, and caused by a negligent error, omission, or act for which the insured party is legally liable. It shall be maintained throughout the duration of the Contract and for a minimum of two years after Substantial Completion. If such professional design services are performed by a Subcontractor, and not by Contractor itself, then the requirements of this paragraph may be satisfied through the purchasing and maintenance of such insurance by such Subcontractor.

- I. *General provisions:* The policies of insurance required by this Paragraph 6.03 shall:
1. include at least the specific coverages provided in this Article.
 2. be written for not less than the limits of liability provided in this Article and in the Supplementary Conditions, or required by Laws or Regulations, whichever is greater.
 3. contain a provision or endorsement that the coverage afforded will not be canceled, materially changed, or renewal refused until at least 10 days prior written notice has been given to Contractor. Within three days of receipt of any such written notice, Contractor shall provide a copy of the notice to Owner, Engineer, and each other insured under the policy.
 4. remain in effect at least until final payment (and longer if expressly required in this Article) and at all times thereafter when Contractor may be correcting, removing, or replacing defective Work as a warranty or correction obligation, or otherwise, or returning to the Site to conduct other tasks arising from the Contract Documents.
 5. be appropriate for the Work being performed and provide protection from claims that may arise out of or result from Contractor's performance of the Work and Contractor's other obligations under the Contract Documents, whether it is to be performed by Contractor, any Subcontractor or Supplier, or by anyone directly or indirectly employed by any of them to perform any of the Work, or by anyone for whose acts any of them may be liable.
- J. The coverage requirements for specific policies of insurance must be met by such policies, and not by reference to excess or umbrella insurance provided in other policies.

6.04 *Owner's Liability Insurance*

- A. In addition to the insurance required to be provided by Contractor under Paragraph 6.03, Owner, at Owner's option, may purchase and maintain at Owner's expense Owner's own liability insurance as will protect Owner against claims which may arise from operations under the Contract Documents.
- B. Owner's liability policies, if any, operate separately and independently from policies required to be provided by Contractor, and Contractor cannot rely upon Owner's liability policies for any of Contractor's obligations to the Owner, Engineer, or third parties.

6.05 *Property Insurance*

- A. *Builder's Risk:* Unless otherwise provided in the Supplementary Conditions, Contractor shall purchase and maintain builder's risk insurance upon the Work on a completed value basis, in the amount of the full insurable replacement cost thereof (subject to such deductible amounts as may be provided in the Supplementary Conditions or required by Laws and Regulations). This insurance shall:
 1. include the Owner and Contractor as named insureds, and all Subcontractors, and any individuals or entities required by the Supplementary Conditions to be insured under such builder's risk policy, as insureds or named insureds. For purposes of the remainder

of this Paragraph 6.05, Paragraphs 6.06 and 6.07, and any corresponding Supplementary Conditions, the parties required to be insured shall collectively be referred to as “insureds.”

2. be written on a builder’s risk “all risk” policy form that shall at least include insurance for physical loss or damage to the Work, temporary buildings, falsework, and materials and equipment in transit, and shall insure against at least the following perils or causes of loss: fire; lightning; windstorm; riot; civil commotion; terrorism; vehicle impact; aircraft; smoke; theft; vandalism and malicious mischief; mechanical breakdown, boiler explosion, and artificially generated electric current; earthquake; volcanic activity, and other earth movement; flood; collapse; explosion; debris removal; demolition occasioned by enforcement of Laws and Regulations; water damage (other than that caused by flood); and such other perils or causes of loss as may be specifically required by the Supplementary Conditions. If insurance against mechanical breakdown, boiler explosion, and artificially generated electric current; earthquake; volcanic activity, and other earth movement; or flood, are not commercially available under builder’s risk policies, by endorsement or otherwise, such insurance may be provided through other insurance policies acceptable to Owner and Contractor.
3. cover, as insured property, at least the following: (a) the Work and all materials, supplies, machinery, apparatus, equipment, fixtures, and other property of a similar nature that are to be incorporated into or used in the preparation, fabrication, construction, erection, or completion of the Work, including Owner-furnished or assigned property; (b) spare parts inventory required within the scope of the Contract; and (c) temporary works which are not intended to form part of the permanent constructed Work but which are intended to provide working access to the Site, or to the Work under construction, or which are intended to provide temporary support for the Work under construction, including scaffolding, form work, fences, shoring, falsework, and temporary structures.
4. cover expenses incurred in the repair or replacement of any insured property (including but not limited to fees and charges of engineers and architects).
5. extend to cover damage or loss to insured property while in temporary storage at the Site or in a storage location outside the Site (but not including property stored at the premises of a manufacturer or Supplier).
6. extend to cover damage or loss to insured property while in transit.
7. allow for partial occupation or use of the Work by Owner, such that those portions of the Work that are not yet occupied or used by Owner shall remain covered by the builder’s risk insurance.
8. allow for the waiver of the insurer’s subrogation rights, as set forth below.
9. provide primary coverage for all losses and damages caused by the perils or causes of loss covered.
10. not include a co-insurance clause.
11. include an exception for ensuing losses from physical damage or loss with respect to any defective workmanship, design, or materials exclusions.
12. include performance/hot testing and start-up.

13. be maintained in effect, subject to the provisions herein regarding Substantial Completion and partial occupancy or use of the Work by Owner, until the Work is complete.
- B. *Notice of Cancellation or Change:* All the policies of insurance (and the certificates or other evidence thereof) required to be purchased and maintained in accordance with this Paragraph 6.05 will contain a provision or endorsement that the coverage afforded will not be canceled or materially changed or renewal refused until at least 10 days prior written notice has been given to the purchasing policyholder. Within three days of receipt of any such written notice, the purchasing policyholder shall provide a copy of the notice to each other insured.
- C. *Deductibles:* The purchaser of any required builder's risk or property insurance shall pay for costs not covered because of the application of a policy deductible.
- D. *Partial Occupancy or Use by Owner:* If Owner will occupy or use a portion or portions of the Work prior to Substantial Completion of all the Work as provided in Paragraph 15.04, then Owner (directly, if it is the purchaser of the builder's risk policy, or through Contractor) will provide notice of such occupancy or use to the builder's risk insurer. The builder's risk insurance shall not be canceled or permitted to lapse on account of any such partial use or occupancy; rather, those portions of the Work that are occupied or used by Owner may come off the builder's risk policy, while those portions of the Work not yet occupied or used by Owner shall remain covered by the builder's risk insurance.
- E. *Additional Insurance:* If Contractor elects to obtain other special insurance to be included in or supplement the builder's risk or property insurance policies provided under this Paragraph 6.05, it may do so at Contractor's expense.
- F. *Insurance of Other Property:* If the express insurance provisions of the Contract do not require or address the insurance of a property item or interest, such as tools, construction equipment, or other personal property owned by Contractor, a Subcontractor, or an employee of Contractor or a Subcontractor, then the entity or individual owning such property item will be responsible for deciding whether to insure it, and if so in what amount.

6.06 *Waiver of Rights*

- A. All policies purchased in accordance with Paragraph 6.05, expressly including the builder's risk policy, shall contain provisions to the effect that in the event of payment of any loss or damage the insurers will have no rights of recovery against any insureds thereunder, or against Engineer or its consultants, or their officers, directors, members, partners, employees, agents, consultants, or subcontractors. Owner and Contractor waive all rights against each other and the respective officers, directors, members, partners, employees, agents, consultants, and subcontractors of each and any of them, for all losses and damages caused by, arising out of, or resulting from any of the perils or causes of loss covered by such policies and any other property insurance applicable to the Work; and, in addition, waive all such rights against Engineer, its consultants, all Subcontractors, all individuals or entities identified in the Supplementary Conditions as insureds, and the officers, directors, members, partners, employees, agents, consultants, and subcontractors of each and any of them, under such policies for losses and damages so caused. None of the above waivers shall extend to the rights that any party making such waiver may have to the proceeds of insurance held by Owner or Contractor as trustee or fiduciary, or otherwise payable under any policy so issued.

- B. Owner waives all rights against Contractor, Subcontractors, and Engineer, and the officers, directors, members, partners, employees, agents, consultants and subcontractors of each and any of them, for:
1. loss due to business interruption, loss of use, or other consequential loss extending beyond direct physical loss or damage to Owner's property or the Work caused by, arising out of, or resulting from fire or other perils whether or not insured by Owner; and
 2. loss or damage to the completed Project or part thereof caused by, arising out of, or resulting from fire or other insured peril or cause of loss covered by any property insurance maintained on the completed Project or part thereof by Owner during partial occupancy or use pursuant to Paragraph 15.04, after Substantial Completion pursuant to Paragraph 15.03, or after final payment pursuant to Paragraph 15.06.
- C. Any insurance policy maintained by Owner covering any loss, damage or consequential loss referred to in Paragraph 6.06.B shall contain provisions to the effect that in the event of payment of any such loss, damage, or consequential loss, the insurers will have no rights of recovery against Contractor, Subcontractors, or Engineer, or the officers, directors, members, partners, employees, agents, consultants, or subcontractors of each and any of them.
- D. Contractor shall be responsible for assuring that the agreement under which a Subcontractor performs a portion of the Work contains provisions whereby the Subcontractor waives all rights against Owner, Contractor, all individuals or entities identified in the Supplementary Conditions as insureds, the Engineer and its consultants, and the officers, directors, members, partners, employees, agents, consultants, and subcontractors of each and any of them, for all losses and damages caused by, arising out of, relating to, or resulting from any of the perils or causes of loss covered by builder's risk insurance and any other property insurance applicable to the Work.

6.07 Receipt and Application of Property Insurance Proceeds

- A. Any insured loss under the builder's risk and other policies of insurance required by Paragraph 6.05 will be adjusted and settled with the named insured that purchased the policy. Such named insured shall act as fiduciary for the other insureds, and give notice to such other insureds that adjustment and settlement of a claim is in progress. Any other insured may state its position regarding a claim for insured loss in writing within 15 days after notice of such claim.
- B. Proceeds for such insured losses may be made payable by the insurer either jointly to multiple insureds, or to the named insured that purchased the policy in its own right and as fiduciary for other insureds, subject to the requirements of any applicable mortgage clause. A named insured receiving insurance proceeds under the builder's risk and other policies of insurance required by Paragraph 6.05 shall distribute such proceeds in accordance with such agreement as the parties in interest may reach, or as otherwise required under the dispute resolution provisions of this Contract or applicable Laws and Regulations.
- C. If no other special agreement is reached, the damaged Work shall be repaired or replaced, the money so received applied on account thereof, and the Work and the cost thereof covered by Change Order, if needed.

ARTICLE 7 – CONTRACTOR’S RESPONSIBILITIES**7.01** *Supervision and Superintendence*

- A. Contractor shall supervise, inspect, and direct the Work competently and efficiently, devoting such attention thereto and applying such skills and expertise as may be necessary to perform the Work in accordance with the Contract Documents. Contractor shall be solely responsible for the means, methods, techniques, sequences, and procedures of construction.
- B. At all times during the progress of the Work, Contractor shall assign a competent resident superintendent who shall not be replaced without written notice to Owner and Engineer except under extraordinary circumstances.

7.02 *Labor; Working Hours*

- A. Contractor shall provide competent, suitably qualified personnel to survey and lay out the Work and perform construction as required by the Contract Documents. Contractor shall at all times maintain good discipline and order at the Site.
- B. Except as otherwise required for the safety or protection of persons or the Work or property at the Site or adjacent thereto, and except as otherwise stated in the Contract Documents, all Work at the Site shall be performed during regular working hours, Monday through Friday. Contractor will not perform Work on a Saturday, Sunday, or any legal holiday. Contractor may perform Work outside regular working hours or on Saturdays, Sundays, or legal holidays only with Owner’s written consent, which will not be unreasonably withheld.

7.03 *Services, Materials, and Equipment*

- A. Unless otherwise specified in the Contract Documents, Contractor shall provide and assume full responsibility for all services, materials, equipment, labor, transportation, construction equipment and machinery, tools, appliances, fuel, power, light, heat, telephone, water, sanitary facilities, temporary facilities, and all other facilities and incidentals necessary for the performance, testing, start up, and completion of the Work, whether or not such items are specifically called for in the Contract Documents.
- B. All materials and equipment incorporated into the Work shall be of good quality and new, except as otherwise provided in the Contract Documents. All special warranties and guarantees required by the Specifications shall expressly run to the benefit of Owner. If required by Engineer, Contractor shall furnish satisfactory evidence (including reports of required tests) as to the source, kind, and quality of materials and equipment.
- C. All materials and equipment shall be stored, applied, installed, connected, erected, protected, used, cleaned, and conditioned in accordance with instructions of the applicable Supplier, except as otherwise may be provided in the Contract Documents.

7.04 *“Or Equals”*

- A. Whenever an item of material or equipment is specified or described in the Contract Documents by using the name of a proprietary item or the name of a particular Supplier, the Contract Price has been based upon Contractor furnishing such item as specified. The specification or description of such an item is intended to establish the type, function, appearance, and quality required. Unless the specification or description contains or is followed by words reading that no like, equivalent, or “or equal” item is permitted, Contractor may request that Engineer authorize the use of other items of material or equipment, or items from other proposed suppliers under the circumstances described below.

1. If Engineer in its sole discretion determines that an item of material or equipment proposed by Contractor is functionally equal to that named and sufficiently similar so that no change in related Work will be required, Engineer shall deem it an “or equal” item. For the purposes of this paragraph, a proposed item of material or equipment will be considered functionally equal to an item so named if:
 - a. in the exercise of reasonable judgment Engineer determines that:
 - 1) it is at least equal in materials of construction, quality, durability, appearance, strength, and design characteristics;
 - 2) it will reliably perform at least equally well the function and achieve the results imposed by the design concept of the completed Project as a functioning whole;
 - 3) it has a proven record of performance and availability of responsive service; and
 - 4) it is not objectionable to Owner.
 - b. Contractor certifies that, if approved and incorporated into the Work:
 - 1) there will be no increase in cost to the Owner or increase in Contract Times; and
 - 2) it will conform substantially to the detailed requirements of the item named in the Contract Documents.
- B. *Contractor’s Expense:* Contractor shall provide all data in support of any proposed “or equal” item at Contractor’s expense.
- C. *Engineer’s Evaluation and Determination:* Engineer will be allowed a reasonable time to evaluate each “or-equal” request. Engineer may require Contractor to furnish additional data about the proposed “or-equal” item. Engineer will be the sole judge of acceptability. No “or-equal” item will be ordered, furnished, installed, or utilized until Engineer’s review is complete and Engineer determines that the proposed item is an “or-equal”, which will be evidenced by an approved Shop Drawing or other written communication. Engineer will advise Contractor in writing of any negative determination.
- D. *Effect of Engineer’s Determination:* Neither approval nor denial of an “or-equal” request shall result in any change in Contract Price. The Engineer’s denial of an “or-equal” request shall be final and binding, and may not be reversed through an appeal under any provision of the Contract Documents.
- E. *Treatment as a Substitution Request:* If Engineer determines that an item of material or equipment proposed by Contractor does not qualify as an “or-equal” item, Contractor may request that Engineer considered the proposed item as a substitute pursuant to Paragraph 7.05.

7.05 *Substitutes*

- A. Unless the specification or description of an item of material or equipment required to be furnished under the Contract Documents contains or is followed by words reading that no substitution is permitted, Contractor may request that Engineer authorize the use of other items of material or equipment under the circumstances described below. To the extent possible such requests shall be made before commencement of related construction at the Site.

1. Contractor shall submit sufficient information as provided below to allow Engineer to determine if the item of material or equipment proposed is functionally equivalent to that named and an acceptable substitute therefor. Engineer will not accept requests for review of proposed substitute items of material or equipment from anyone other than Contractor.
 2. The requirements for review by Engineer will be as set forth in Paragraph 7.05.B, as supplemented by the Specifications, and as Engineer may decide is appropriate under the circumstances.
 3. Contractor shall make written application to Engineer for review of a proposed substitute item of material or equipment that Contractor seeks to furnish or use. The application:
 - a. shall certify that the proposed substitute item will:
 - 1) perform adequately the functions and achieve the results called for by the general design,
 - 2) be similar in substance to that specified, and
 - 3) be suited to the same use as that specified.
 - b. will state:
 - 1) the extent, if any, to which the use of the proposed substitute item will necessitate a change in Contract Times,
 - 2) whether use of the proposed substitute item in the Work will require a change in any of the Contract Documents (or in the provisions of any other direct contract with Owner for other work on the Project) to adapt the design to the proposed substitute item, and
 - 3) whether incorporation or use of the proposed substitute item in connection with the Work is subject to payment of any license fee or royalty.
 - c. will identify:
 - 1) all variations of the proposed substitute item from that specified, and
 - 2) available engineering, sales, maintenance, repair, and replacement services.
 - d. shall contain an itemized estimate of all costs or credits that will result directly or indirectly from use of such substitute item, including but not limited to changes in Contract Price, shared savings, costs of redesign, and claims of other contractors affected by any resulting change.
- B. *Engineer's Evaluation and Determination:* Engineer will be allowed a reasonable time to evaluate each substitute request, and to obtain comments and direction from Owner. Engineer may require Contractor to furnish additional data about the proposed substitute item. Engineer will be the sole judge of acceptability. No substitute will be ordered, furnished, installed, or utilized until Engineer's review is complete and Engineer determines that the proposed item is an acceptable substitute. Engineer's determination will be evidenced by a Field Order or a proposed Change Order accounting for the substitution itself and all related impacts, including changes in Contract Price or Contract Times. Engineer will advise Contractor in writing of any negative determination.
- C. *Special Guarantee:* Owner may require Contractor to furnish at Contractor's expense a special performance guarantee or other surety with respect to any substitute.

- D. *Reimbursement of Engineer's Cost:* Engineer will record Engineer's costs in evaluating a substitute proposed or submitted by Contractor. Whether or not Engineer approves a substitute so proposed or submitted by Contractor, Contractor shall reimburse Owner for the reasonable charges of Engineer for evaluating each such proposed substitute. Contractor shall also reimburse Owner for the reasonable charges of Engineer for making changes in the Contract Documents (or in the provisions of any other direct contract with Owner) resulting from the acceptance of each proposed substitute.
- E. *Contractor's Expense:* Contractor shall provide all data in support of any proposed substitute at Contractor's expense.
- F. *Effect of Engineer's Determination:* If Engineer approves the substitution request, Contractor shall execute the proposed Change Order and proceed with the substitution. The Engineer's denial of a substitution request shall be final and binding, and may not be reversed through an appeal under any provision of the Contract Documents. Contractor may challenge the scope of reimbursement costs imposed under Paragraph 7.05.D, by timely submittal of a Change Proposal.

7.06 *Concerning Subcontractors, Suppliers, and Others*

- A. Contractor may retain Subcontractors and Suppliers for the performance of parts of the Work. Such Subcontractors and Suppliers must be acceptable to Owner.
- B. Contractor shall retain specific Subcontractors, Suppliers, or other individuals or entities for the performance of designated parts of the Work if required by the Contract to do so.
- C. Subsequent to the submittal of Contractor's Bid or final negotiation of the terms of the Contract, Owner may not require Contractor to retain any Subcontractor, Supplier, or other individual or entity to furnish or perform any of the Work against which Contractor has reasonable objection.
- D. Prior to entry into any binding subcontract or purchase order, Contractor shall submit to Owner the identity of the proposed Subcontractor or Supplier (unless Owner has already deemed such proposed Subcontractor or Supplier acceptable, during the bidding process or otherwise). Such proposed Subcontractor or Supplier shall be deemed acceptable to Owner unless Owner raises a substantive, reasonable objection within five days.
- E. Owner may require the replacement of any Subcontractor, Supplier, or other individual or entity retained by Contractor to perform any part of the Work. Owner also may require Contractor to retain specific replacements; provided, however, that Owner may not require a replacement to which Contractor has a reasonable objection. If Contractor has submitted the identity of certain Subcontractors, Suppliers, or other individuals or entities for acceptance by Owner, and Owner has accepted it (either in writing or by failing to make written objection thereto), then Owner may subsequently revoke the acceptance of any such Subcontractor, Supplier, or other individual or entity so identified solely on the basis of substantive, reasonable objection after due investigation. Contractor shall submit an acceptable replacement for the rejected Subcontractor, Supplier, or other individual or entity.
- F. If Owner requires the replacement of any Subcontractor, Supplier, or other individual or entity retained by Contractor to perform any part of the Work, then Contractor shall be entitled to an adjustment in Contract Price or Contract Times, or both, with respect to the replacement; and Contractor shall initiate a Change Proposal for such adjustment within 30 days of Owner's requirement of replacement.

- G. No acceptance by Owner of any such Subcontractor, Supplier, or other individual or entity, whether initially or as a replacement, shall constitute a waiver of the right of Owner to the completion of the Work in accordance with the Contract Documents.
- H. On a monthly basis Contractor shall submit to Engineer a complete list of all Subcontractors and Suppliers having a direct contract with Contractor, and of all other Subcontractors and Suppliers known to Contractor at the time of submittal.
- I. Contractor shall be fully responsible to Owner and Engineer for all acts and omissions of the Subcontractors, Suppliers, and other individuals or entities performing or furnishing any of the Work just as Contractor is responsible for Contractor's own acts and omissions.
- J. Contractor shall be solely responsible for scheduling and coordinating the work of Subcontractors, Suppliers, and all other individuals or entities performing or furnishing any of the Work.
- K. Contractor shall restrict all Subcontractors, Suppliers, and such other individuals or entities performing or furnishing any of the Work from communicating with Engineer or Owner, except through Contractor or in case of an emergency, or as otherwise expressly allowed herein.
- L. The divisions and sections of the Specifications and the identifications of any Drawings shall not control Contractor in dividing the Work among Subcontractors or Suppliers or delineating the Work to be performed by any specific trade.
- M. All Work performed for Contractor by a Subcontractor or Supplier shall be pursuant to an appropriate contractual agreement that specifically binds the Subcontractor or Supplier to the applicable terms and conditions of the Contract Documents for the benefit of Owner and Engineer.
- N. Owner may furnish to any Subcontractor or Supplier, to the extent practicable, information about amounts paid to Contractor on account of Work performed for Contractor by the particular Subcontractor or Supplier.
- O. Nothing in the Contract Documents:
 - 1. shall create for the benefit of any such Subcontractor, Supplier, or other individual or entity any contractual relationship between Owner or Engineer and any such Subcontractor, Supplier, or other individual or entity; nor
 - 2. shall create any obligation on the part of Owner or Engineer to pay or to see to the payment of any money due any such Subcontractor, Supplier, or other individual or entity except as may otherwise be required by Laws and Regulations.

7.07 *Patent Fees and Royalties*

- A. Contractor shall pay all license fees and royalties and assume all costs incident to the use in the performance of the Work or the incorporation in the Work of any invention, design, process, product, or device which is the subject of patent rights or copyrights held by others. If a particular invention, design, process, product, or device is specified in the Contract Documents for use in the performance of the Work and if, to the actual knowledge of Owner or Engineer, its use is subject to patent rights or copyrights calling for the payment of any license fee or royalty to others, the existence of such rights shall be disclosed by Owner in the Contract Documents.
- B. To the fullest extent permitted by Laws and Regulations, Owner shall indemnify and hold harmless Contractor, and its officers, directors, members, partners, employees, agents,

consultants, and subcontractors from and against all claims, costs, losses, and damages (including but not limited to all fees and charges of engineers, architects, attorneys, and other professionals, and all court or arbitration or other dispute resolution costs) arising out of or relating to any infringement of patent rights or copyrights incident to the use in the performance of the Work or resulting from the incorporation in the Work of any invention, design, process, product, or device specified in the Contract Documents, but not identified as being subject to payment of any license fee or royalty to others required by patent rights or copyrights.

- C. To the fullest extent permitted by Laws and Regulations, Contractor shall indemnify and hold harmless Owner and Engineer, and the officers, directors, members, partners, employees, agents, consultants and subcontractors of each and any of them from and against all claims, costs, losses, and damages (including but not limited to all fees and charges of engineers, architects, attorneys, and other professionals and all court or arbitration or other dispute resolution costs) arising out of or relating to any infringement of patent rights or copyrights incident to the use in the performance of the Work or resulting from the incorporation in the Work of any invention, design, process, product, or device not specified in the Contract Documents.

7.08 *Permits*

- A. Unless otherwise provided in the Contract Documents, Contractor shall obtain and pay for all construction permits and licenses. Owner shall assist Contractor, when necessary, in obtaining such permits and licenses. Contractor shall pay all governmental charges and inspection fees necessary for the prosecution of the Work which are applicable at the time of the submission of Contractor's Bid (or when Contractor became bound under a negotiated contract). Owner shall pay all charges of utility owners for connections for providing permanent service to the Work

7.09 *Taxes*

- A. Contractor shall pay all sales, consumer, use, and other similar taxes required to be paid by Contractor in accordance with the Laws and Regulations of the place of the Project which are applicable during the performance of the Work.

7.10 *Laws and Regulations*

- A. Contractor shall give all notices required by and shall comply with all Laws and Regulations applicable to the performance of the Work. Except where otherwise expressly required by applicable Laws and Regulations, neither Owner nor Engineer shall be responsible for monitoring Contractor's compliance with any Laws or Regulations.
- B. If Contractor performs any Work or takes any other action knowing or having reason to know that it is contrary to Laws or Regulations, Contractor shall bear all resulting costs and losses, and shall indemnify and hold harmless Owner and Engineer, and the officers, directors, members, partners, employees, agents, consultants, and subcontractors of each and any of them from and against all claims, costs, losses, and damages (including but not limited to all fees and charges of engineers, architects, attorneys, and other professionals and all court or arbitration or other dispute resolution costs) arising out of or relating to such Work or other action. It shall not be Contractor's responsibility to make certain that the Work described in the Contract Documents is in accordance with Laws and Regulations, but this shall not relieve Contractor of Contractor's obligations under Paragraph 3.03.
- C. Owner or Contractor may give notice to the other party of any changes after the submission of Contractor's Bid (or after the date when Contractor became bound under a negotiated

contract) in Laws or Regulations having an effect on the cost or time of performance of the Work, including but not limited to changes in Laws or Regulations having an effect on procuring permits and on sales, use, value-added, consumption, and other similar taxes. If Owner and Contractor are unable to agree on entitlement to or on the amount or extent, if any, of any adjustment in Contract Price or Contract Times resulting from such changes, then within 30 days of such notice Contractor may submit a Change Proposal, or Owner may initiate a Claim.

7.11 *Record Documents*

- A. Contractor shall maintain in a safe place at the Site one printed record copy of all Drawings, Specifications, Addenda, Change Orders, Work Change Directives, Field Orders, written interpretations and clarifications, and approved Shop Drawings. Contractor shall keep such record documents in good order and annotate them to show changes made during construction. These record documents, together with all approved Samples, will be available to Engineer for reference. Upon completion of the Work, Contractor shall deliver these record documents to Engineer.

7.12 *Safety and Protection*

- A. Contractor shall be solely responsible for initiating, maintaining, and supervising all safety precautions and programs in connection with the Work. Such responsibility does not relieve Subcontractors of their responsibility for the safety of persons or property in the performance of their work, nor for compliance with applicable safety Laws and Regulations. Contractor shall take all necessary precautions for the safety of, and shall provide the necessary protection to prevent damage, injury, or loss to:
 1. all persons on the Site or who may be affected by the Work;
 2. all the Work and materials and equipment to be incorporated therein, whether in storage on or off the Site; and
 3. other property at the Site or adjacent thereto, including trees, shrubs, lawns, walks, pavements, roadways, structures, other work in progress, utilities, and Underground Facilities not designated for removal, relocation, or replacement in the course of construction.
- B. Contractor shall comply with all applicable Laws and Regulations relating to the safety of persons or property, or to the protection of persons or property from damage, injury, or loss; and shall erect and maintain all necessary safeguards for such safety and protection. Contractor shall notify Owner; the owners of adjacent property, Underground Facilities, and other utilities; and other contractors and utility owners performing work at or adjacent to the Site, when prosecution of the Work may affect them, and shall cooperate with them in the protection, removal, relocation, and replacement of their property or work in progress.
- C. Contractor shall comply with the applicable requirements of Owner's safety programs, if any. The Supplementary Conditions identify any Owner's safety programs that are applicable to the Work.
- D. Contractor shall inform Owner and Engineer of the specific requirements of Contractor's safety program with which Owner's and Engineer's employees and representatives must comply while at the Site.
- E. All damage, injury, or loss to any property referred to in Paragraph 7.12.A.2 or 7.12.A.3 caused, directly or indirectly, in whole or in part, by Contractor, any Subcontractor, Supplier, or any other individual or entity directly or indirectly employed by any of them to perform

any of the Work, or anyone for whose acts any of them may be liable, shall be remedied by Contractor at its expense (except damage or loss attributable to the fault of Drawings or Specifications or to the acts or omissions of Owner or Engineer or anyone employed by any of them, or anyone for whose acts any of them may be liable, and not attributable, directly or indirectly, in whole or in part, to the fault or negligence of Contractor or any Subcontractor, Supplier, or other individual or entity directly or indirectly employed by any of them).

- F. Contractor's duties and responsibilities for safety and protection shall continue until such time as all the Work is completed and Engineer has issued a notice to Owner and Contractor in accordance with Paragraph 15.06.B that the Work is acceptable (except as otherwise expressly provided in connection with Substantial Completion).
- G. Contractor's duties and responsibilities for safety and protection shall resume whenever Contractor or any Subcontractor or Supplier returns to the Site to fulfill warranty or correction obligations, or to conduct other tasks arising from the Contract Documents.

7.13 *Safety Representative*

- A. Contractor shall designate a qualified and experienced safety representative at the Site whose duties and responsibilities shall be the prevention of accidents and the maintaining and supervising of safety precautions and programs.

7.14 *Hazard Communication Programs*

- A. Contractor shall be responsible for coordinating any exchange of material safety data sheets or other hazard communication information required to be made available to or exchanged between or among employers at the Site in accordance with Laws or Regulations.

7.15 *Emergencies*

- A. In emergencies affecting the safety or protection of persons or the Work or property at the Site or adjacent thereto, Contractor is obligated to act to prevent threatened damage, injury, or loss. Contractor shall give Engineer prompt written notice if Contractor believes that any significant changes in the Work or variations from the Contract Documents have been caused thereby or are required as a result thereof. If Engineer determines that a change in the Contract Documents is required because of the action taken by Contractor in response to such an emergency, a Work Change Directive or Change Order will be issued.

7.16 *Shop Drawings, Samples, and Other Submittals*

- A. *Shop Drawing and Sample Submittal Requirements:*
 1. Before submitting a Shop Drawing or Sample, Contractor shall have:
 - a. reviewed and coordinated the Shop Drawing or Sample with other Shop Drawings and Samples and with the requirements of the Work and the Contract Documents;
 - b. determined and verified all field measurements, quantities, dimensions, specified performance and design criteria, installation requirements, materials, catalog numbers, and similar information with respect thereto;
 - c. determined and verified the suitability of all materials and equipment offered with respect to the indicated application, fabrication, shipping, handling, storage, assembly, and installation pertaining to the performance of the Work; and

- d. determined and verified all information relative to Contractor's responsibilities for means, methods, techniques, sequences, and procedures of construction, and safety precautions and programs incident thereto.
2. Each submittal shall bear a stamp or specific written certification that Contractor has satisfied Contractor's obligations under the Contract Documents with respect to Contractor's review of that submittal, and that Contractor approves the submittal.
 3. With each submittal, Contractor shall give Engineer specific written notice of any variations that the Shop Drawing or Sample may have from the requirements of the Contract Documents. This notice shall be set forth in a written communication separate from the Shop Drawings or Sample submittal; and, in addition, in the case of Shop Drawings by a specific notation made on each Shop Drawing submitted to Engineer for review and approval of each such variation.
- B. *Submittal Procedures for Shop Drawings and Samples:* Contractor shall submit Shop Drawings and Samples to Engineer for review and approval in accordance with the accepted Schedule of Submittals. Each submittal will be identified as Engineer may require.
1. *Shop Drawings:*
 - a. Contractor shall submit the number of copies required in the Specifications.
 - b. Data shown on the Shop Drawings will be complete with respect to quantities, dimensions, specified performance and design criteria, materials, and similar data to show Engineer the services, materials, and equipment Contractor proposes to provide and to enable Engineer to review the information for the limited purposes required by Paragraph 7.16.D.
 2. *Samples:*
 - a. Contractor shall submit the number of Samples required in the Specifications.
 - b. Contractor shall clearly identify each Sample as to material, Supplier, pertinent data such as catalog numbers, the use for which intended and other data as Engineer may require to enable Engineer to review the submittal for the limited purposes required by Paragraph 7.16.D.
 3. Where a Shop Drawing or Sample is required by the Contract Documents or the Schedule of Submittals, any related Work performed prior to Engineer's review and approval of the pertinent submittal will be at the sole expense and responsibility of Contractor.
- C. *Other Submittals:* Contractor shall submit other submittals to Engineer in accordance with the accepted Schedule of Submittals, and pursuant to the applicable terms of the Specifications.
- D. *Engineer's Review:*
1. Engineer will provide timely review of Shop Drawings and Samples in accordance with the Schedule of Submittals acceptable to Engineer. Engineer's review and approval will be only to determine if the items covered by the submittals will, after installation or incorporation in the Work, conform to the information given in the Contract Documents and be compatible with the design concept of the completed Project as a functioning whole as indicated by the Contract Documents.

2. Engineer's review and approval will not extend to means, methods, techniques, sequences, or procedures of construction or to safety precautions or programs incident thereto.
3. Engineer's review and approval of a separate item as such will not indicate approval of the assembly in which the item functions.
4. Engineer's review and approval of a Shop Drawing or Sample shall not relieve Contractor from responsibility for any variation from the requirements of the Contract Documents unless Contractor has complied with the requirements of Paragraph 7.16.A.3 and Engineer has given written approval of each such variation by specific written notation thereof incorporated in or accompanying the Shop Drawing or Sample. Engineer will document any such approved variation from the requirements of the Contract Documents in a Field Order.
5. Engineer's review and approval of a Shop Drawing or Sample shall not relieve Contractor from responsibility for complying with the requirements of Paragraph 7.16.A and B.
6. Engineer's review and approval of a Shop Drawing or Sample, or of a variation from the requirements of the Contract Documents, shall not, under any circumstances, change the Contract Times or Contract Price, unless such changes are included in a Change Order.
7. Neither Engineer's receipt, review, acceptance or approval of a Shop Drawing, Sample, or other submittal shall result in such item becoming a Contract Document.
8. Contractor shall perform the Work in compliance with the requirements and commitments set forth in approved Shop Drawings and Samples, subject to the provisions of Paragraph 7.16.D.4.

E. *Resubmittal Procedures:*

1. Contractor shall make corrections required by Engineer and shall return the required number of corrected copies of Shop Drawings and submit, as required, new Samples for review and approval. Contractor shall direct specific attention in writing to revisions other than the corrections called for by Engineer on previous submittals.
2. Contractor shall furnish required submittals with sufficient information and accuracy to obtain required approval of an item with no more than three submittals. Engineer will record Engineer's time for reviewing a fourth or subsequent submittal of a Shop Drawings, sample, or other item requiring approval, and Contractor shall be responsible for Engineer's charges to Owner for such time. Owner may impose a set-off against payments due to Contractor to secure reimbursement for such charges.
3. If Contractor requests a change of a previously approved submittal item, Contractor shall be responsible for Engineer's charges to Owner for its review time, and Owner may impose a set-off against payments due to Contractor to secure reimbursement for such charges, unless the need for such change is beyond the control of Contractor.

7.17 *Contractor's General Warranty and Guarantee*

- A. Contractor warrants and guarantees to Owner that all Work will be in accordance with the Contract Documents and will not be defective. Engineer and its officers, directors, members, partners, employees, agents, consultants, and subcontractors shall be entitled to rely on Contractor's warranty and guarantee.

- B. Contractor's warranty and guarantee hereunder excludes defects or damage caused by:
 - 1. abuse, modification, or improper maintenance or operation by persons other than Contractor, Subcontractors, Suppliers, or any other individual or entity for whom Contractor is responsible; or
 - 2. normal wear and tear under normal usage.
- C. Contractor's obligation to perform and complete the Work in accordance with the Contract Documents shall be absolute. None of the following will constitute an acceptance of Work that is not in accordance with the Contract Documents or a release of Contractor's obligation to perform the Work in accordance with the Contract Documents:
 - 1. observations by Engineer;
 - 2. recommendation by Engineer or payment by Owner of any progress or final payment;
 - 3. the issuance of a certificate of Substantial Completion by Engineer or any payment related thereto by Owner;
 - 4. use or occupancy of the Work or any part thereof by Owner;
 - 5. any review and approval of a Shop Drawing or Sample submittal;
 - 6. the issuance of a notice of acceptability by Engineer;
 - 7. any inspection, test, or approval by others; or
 - 8. any correction of defective Work by Owner.
- D. If the Contract requires the Contractor to accept the assignment of a contract entered into by Owner, then the specific warranties, guarantees, and correction obligations contained in the assigned contract shall govern with respect to Contractor's performance obligations to Owner for the Work described in the assigned contract.

7.18 *Indemnification*

- A. To the fullest extent permitted by Laws and Regulations, and in addition to any other obligations of Contractor under the Contract or otherwise, Contractor shall indemnify and hold harmless Owner and Engineer, and the officers, directors, members, partners, employees, agents, consultants and subcontractors of each and any of them from and against all claims, costs, losses, and damages (including but not limited to all fees and charges of engineers, architects, attorneys, and other professionals and all court or arbitration or other dispute resolution costs) arising out of or relating to the performance of the Work, provided that any such claim, cost, loss, or damage is attributable to bodily injury, sickness, disease, or death, or to injury to or destruction of tangible property (other than the Work itself), including the loss of use resulting therefrom but only to the extent caused by any negligent act or omission of Contractor, any Subcontractor, any Supplier, or any individual or entity directly or indirectly employed by any of them to perform any of the Work or anyone for whose acts any of them may be liable.
- B. In any and all claims against Owner or Engineer or any of their officers, directors, members, partners, employees, agents, consultants, or subcontractors by any employee (or the survivor or personal representative of such employee) of Contractor, any Subcontractor, any Supplier, or any individual or entity directly or indirectly employed by any of them to perform any of the Work, or anyone for whose acts any of them may be liable, the indemnification obligation under Paragraph 7.18.A shall not be limited in any way by any limitation on the amount or type of damages, compensation, or benefits payable by or for Contractor or any

such Subcontractor, Supplier, or other individual or entity under workers' compensation acts, disability benefit acts, or other employee benefit acts.

- C. The indemnification obligations of Contractor under Paragraph 7.18.A shall not extend to the liability of Engineer and Engineer's officers, directors, members, partners, employees, agents, consultants and subcontractors arising out of:
1. the preparation or approval of, or the failure to prepare or approve maps, Drawings, opinions, reports, surveys, Change Orders, designs, or Specifications; or
 2. giving directions or instructions, or failing to give them, if that is the primary cause of the injury or damage.

7.19 *Delegation of Professional Design Services*

- A. Contractor will not be required to provide professional design services unless such services are specifically required by the Contract Documents for a portion of the Work or unless such services are required to carry out Contractor's responsibilities for construction means, methods, techniques, sequences and procedures. Contractor shall not be required to provide professional services in violation of applicable Laws and Regulations.
- B. If professional design services or certifications by a design professional related to systems, materials, or equipment are specifically required of Contractor by the Contract Documents, Owner and Engineer will specify all performance and design criteria that such services must satisfy. Contractor shall cause such services or certifications to be provided by a properly licensed professional, whose signature and seal shall appear on all drawings, calculations, specifications, certifications, and other submittals prepared by such professional. Shop Drawings and other submittals related to the Work designed or certified by such professional, if prepared by others, shall bear such professional's written approval when submitted to Engineer.
- C. Owner and Engineer shall be entitled to rely upon the adequacy, accuracy, and completeness of the services, certifications, or approvals performed by such design professionals, provided Owner and Engineer have specified to Contractor all performance and design criteria that such services must satisfy.
- D. Pursuant to this paragraph, Engineer's review and approval of design calculations and design drawings will be only for the limited purpose of checking for conformance with performance and design criteria given and the design concept expressed in the Contract Documents. Engineer's review and approval of Shop Drawings and other submittals (except design calculations and design drawings) will be only for the purpose stated in Paragraph 7.16.D.1.
- E. Contractor shall not be responsible for the adequacy of the performance or design criteria specified by Owner or Engineer.

ARTICLE 8 – OTHER WORK AT THE SITE

8.01 *Other Work*

- A. In addition to and apart from the Work under the Contract Documents, the Owner may perform other work at or adjacent to the Site. Such other work may be performed by Owner's employees, or through contracts between the Owner and third parties. Owner may also arrange to have third-party utility owners perform work on their utilities and facilities at or adjacent to the Site.

- B. If Owner performs other work at or adjacent to the Site with Owner's employees, or through contracts for such other work, then Owner shall give Contractor written notice thereof prior to starting any such other work. If Owner has advance information regarding the start of any utility work at or adjacent to the Site, Owner shall provide such information to Contractor.
- C. Contractor shall afford each other contractor that performs such other work, each utility owner performing other work, and Owner, if Owner is performing other work with Owner's employees, proper and safe access to the Site, and provide a reasonable opportunity for the introduction and storage of materials and equipment and the execution of such other work. Contractor shall do all cutting, fitting, and patching of the Work that may be required to properly connect or otherwise make its several parts come together and properly integrate with such other work. Contractor shall not endanger any work of others by cutting, excavating, or otherwise altering such work; provided, however, that Contractor may cut or alter others' work with the written consent of Engineer and the others whose work will be affected.
- D. If the proper execution or results of any part of Contractor's Work depends upon work performed by others under this Article 8, Contractor shall inspect such other work and promptly report to Engineer in writing any delays, defects, or deficiencies in such other work that render it unavailable or unsuitable for the proper execution and results of Contractor's Work. Contractor's failure to so report will constitute an acceptance of such other work as fit and proper for integration with Contractor's Work except for latent defects and deficiencies in such other work.

8.02 *Coordination*

- A. If Owner intends to contract with others for the performance of other work at or adjacent to the Site, to perform other work at or adjacent to the Site with Owner's employees, or to arrange to have utility owners perform work at or adjacent to the Site, the following will be set forth in the Supplementary Conditions or provided to Contractor prior to the start of any such other work:
 1. the identity of the individual or entity that will have authority and responsibility for coordination of the activities among the various contractors;
 2. an itemization of the specific matters to be covered by such authority and responsibility; and
 3. the extent of such authority and responsibilities.
- B. Unless otherwise provided in the Supplementary Conditions, Owner shall have sole authority and responsibility for such coordination.

8.03 *Legal Relationships*

- A. If, in the course of performing other work at or adjacent to the Site for Owner, the Owner's employees, any other contractor working for Owner, or any utility owner for whom the Owner is responsible causes damage to the Work or to the property of Contractor or its Subcontractors, or delays, disrupts, interferes with, or increases the scope or cost of the performance of the Work, through actions or inaction, then Contractor shall be entitled to an equitable adjustment in the Contract Price or the Contract Times, or both. Contractor must submit any Change Proposal seeking an equitable adjustment in the Contract Price or the Contract Times under this paragraph within 30 days of the damaging, delaying, disrupting, or interfering event. The entitlement to, and extent of, any such equitable adjustment shall take into account information (if any) regarding such other work that was

provided to Contractor in the Contract Documents prior to the submittal of the Bid or the final negotiation of the terms of the Contract. When applicable, any such equitable adjustment in Contract Price shall be conditioned on Contractor assigning to Owner all Contractor's rights against such other contractor or utility owner with respect to the damage, delay, disruption, or interference that is the subject of the adjustment. Contractor's entitlement to an adjustment of the Contract Times is conditioned on such adjustment being essential to Contractor's ability to complete the Work within the Contract Times.

- B. Contractor shall take reasonable and customary measures to avoid damaging, delaying, disrupting, or interfering with the work of Owner, any other contractor, or any utility owner performing other work at or adjacent to the Site. If Contractor fails to take such measures and as a result damages, delays, disrupts, or interferes with the work of any such other contractor or utility owner, then Owner may impose a set-off against payments due to Contractor, and assign to such other contractor or utility owner the Owner's contractual rights against Contractor with respect to the breach of the obligations set forth in this paragraph.
- C. When Owner is performing other work at or adjacent to the Site with Owner's employees, Contractor shall be liable to Owner for damage to such other work, and for the reasonable direct delay, disruption, and interference costs incurred by Owner as a result of Contractor's failure to take reasonable and customary measures with respect to Owner's other work. In response to such damage, delay, disruption, or interference, Owner may impose a set-off against payments due to Contractor.
- D. If Contractor damages, delays, disrupts, or interferes with the work of any other contractor, or any utility owner performing other work at or adjacent to the Site, through Contractor's failure to take reasonable and customary measures to avoid such impacts, or if any claim arising out of Contractor's actions, inactions, or negligence in performance of the Work at or adjacent to the Site is made by any such other contractor or utility owner against Contractor, Owner, or Engineer, then Contractor shall (1) promptly attempt to settle the claim as to all parties through negotiations with such other contractor or utility owner, or otherwise resolve the claim by arbitration or other dispute resolution proceeding or at law, and (2) indemnify and hold harmless Owner and Engineer, and the officers, directors, members, partners, employees, agents, consultants and subcontractors of each and any of them from and against any such claims, and against all costs, losses, and damages (including but not limited to all fees and charges of engineers, architects, attorneys, and other professionals and all court or arbitration or other dispute resolution costs) arising out of or relating to such damage, delay, disruption, or interference.

ARTICLE 9 – OWNER'S RESPONSIBILITIES

9.01 *Communications to Contractor*

- A. Except as otherwise provided in these General Conditions, Owner shall issue all communications to Contractor through Engineer.

9.02 *Replacement of Engineer*

- A. Owner may at its discretion appoint an engineer to replace Engineer, provided Contractor makes no reasonable objection to the replacement engineer. The replacement engineer's status under the Contract Documents shall be that of the former Engineer.

9.03 *Furnish Data*

- A. Owner shall promptly furnish the data required of Owner under the Contract Documents.

- 9.04 *Pay When Due*
- A. Owner shall make payments to Contractor when they are due as provided in the Agreement.
- 9.05 *Lands and Easements; Reports, Tests, and Drawings*
- A. Owner's duties with respect to providing lands and easements are set forth in Paragraph 5.01.
- B. Owner's duties with respect to providing engineering surveys to establish reference points are set forth in Paragraph 4.03.
- C. Article 5 refers to Owner's identifying and making available to Contractor copies of reports of explorations and tests of conditions at the Site, and drawings of physical conditions relating to existing surface or subsurface structures at the Site.
- 9.06 *Insurance*
- A. Owner's responsibilities, if any, with respect to purchasing and maintaining liability and property insurance are set forth in Article 6.
- 9.07 *Change Orders*
- A. Owner's responsibilities with respect to Change Orders are set forth in Article 11.
- 9.08 *Inspections, Tests, and Approvals*
- A. Owner's responsibility with respect to certain inspections, tests, and approvals is set forth in Paragraph 14.02.B.
- 9.09 *Limitations on Owner's Responsibilities*
- A. The Owner shall not supervise, direct, or have control or authority over, nor be responsible for, Contractor's means, methods, techniques, sequences, or procedures of construction, or the safety precautions and programs incident thereto, or for any failure of Contractor to comply with Laws and Regulations applicable to the performance of the Work. Owner will not be responsible for Contractor's failure to perform the Work in accordance with the Contract Documents.
- 9.10 *Undisclosed Hazardous Environmental Condition*
- A. Owner's responsibility in respect to an undisclosed Hazardous Environmental Condition is set forth in Paragraph 5.06.
- 9.11 *Evidence of Financial Arrangements*
- A. Upon request of Contractor, Owner shall furnish Contractor reasonable evidence that financial arrangements have been made to satisfy Owner's obligations under the Contract Documents (including obligations under proposed changes in the Work).
- 9.12 *Safety Programs*
- A. While at the Site, Owner's employees and representatives shall comply with the specific applicable requirements of Contractor's safety programs of which Owner has been informed.
- B. Owner shall furnish copies of any applicable Owner safety programs to Contractor.

ARTICLE 10 – ENGINEER’S STATUS DURING CONSTRUCTION

10.01 *Owner’s Representative*

- A. Engineer will be Owner’s representative during the construction period. The duties and responsibilities and the limitations of authority of Engineer as Owner’s representative during construction are set forth in the Contract.

10.02 *Visits to Site*

- A. Engineer will make visits to the Site at intervals appropriate to the various stages of construction as Engineer deems necessary in order to observe as an experienced and qualified design professional the progress that has been made and the quality of the various aspects of Contractor’s executed Work. Based on information obtained during such visits and observations, Engineer, for the benefit of Owner, will determine, in general, if the Work is proceeding in accordance with the Contract Documents. Engineer will not be required to make exhaustive or continuous inspections on the Site to check the quality or quantity of the Work. Engineer’s efforts will be directed toward providing for Owner a greater degree of confidence that the completed Work will conform generally to the Contract Documents. On the basis of such visits and observations, Engineer will keep Owner informed of the progress of the Work and will endeavor to guard Owner against defective Work.
- B. Engineer’s visits and observations are subject to all the limitations on Engineer’s authority and responsibility set forth in Paragraph 10.08. Particularly, but without limitation, during or as a result of Engineer’s visits or observations of Contractor’s Work, Engineer will not supervise, direct, control, or have authority over or be responsible for Contractor’s means, methods, techniques, sequences, or procedures of construction, or the safety precautions and programs incident thereto, or for any failure of Contractor to comply with Laws and Regulations applicable to the performance of the Work.

10.03 *Project Representative*

- A. If Owner and Engineer have agreed that Engineer will furnish a Resident Project Representative to represent Engineer at the Site and assist Engineer in observing the progress and quality of the Work, then the authority and responsibilities of any such Resident Project Representative will be as provided in the Supplementary Conditions, and limitations on the responsibilities thereof will be as provided in Paragraph 10.08. If Owner designates another representative or agent to represent Owner at the Site who is not Engineer’s consultant, agent, or employee, the responsibilities and authority and limitations thereon of such other individual or entity will be as provided in the Supplementary Conditions.

10.04 *Rejecting Defective Work*

- A. Engineer has the authority to reject Work in accordance with Article 14.

10.05 *Shop Drawings, Change Orders and Payments*

- A. Engineer’s authority, and limitations thereof, as to Shop Drawings and Samples, are set forth in Paragraph 7.16.
- B. Engineer’s authority, and limitations thereof, as to design calculations and design drawings submitted in response to a delegation of professional design services, if any, are set forth in Paragraph 7.19.
- C. Engineer’s authority as to Change Orders is set forth in Article 11.
- D. Engineer’s authority as to Applications for Payment is set forth in Article 15.

10.06 *Determinations for Unit Price Work*

- A. Engineer will determine the actual quantities and classifications of Unit Price Work performed by Contractor as set forth in Paragraph 13.03.

10.07 *Decisions on Requirements of Contract Documents and Acceptability of Work*

- A. Engineer will render decisions regarding the requirements of the Contract Documents, and judge the acceptability of the Work, pursuant to the specific procedures set forth herein for initial interpretations, Change Proposals, and acceptance of the Work. In rendering such decisions and judgments, Engineer will not show partiality to Owner or Contractor, and will not be liable to Owner, Contractor, or others in connection with any proceedings, interpretations, decisions, or judgments conducted or rendered in good faith.

10.08 *Limitations on Engineer's Authority and Responsibilities*

- A. Neither Engineer's authority or responsibility under this Article 10 or under any other provision of the Contract, nor any decision made by Engineer in good faith either to exercise or not exercise such authority or responsibility or the undertaking, exercise, or performance of any authority or responsibility by Engineer, shall create, impose, or give rise to any duty in contract, tort, or otherwise owed by Engineer to Contractor, any Subcontractor, any Supplier, any other individual or entity, or to any surety for or employee or agent of any of them.
- B. Engineer will not supervise, direct, control, or have authority over or be responsible for Contractor's means, methods, techniques, sequences, or procedures of construction, or the safety precautions and programs incident thereto, or for any failure of Contractor to comply with Laws and Regulations applicable to the performance of the Work. Engineer will not be responsible for Contractor's failure to perform the Work in accordance with the Contract Documents.
- C. Engineer will not be responsible for the acts or omissions of Contractor or of any Subcontractor, any Supplier, or of any other individual or entity performing any of the Work.
- D. Engineer's review of the final Application for Payment and accompanying documentation and all maintenance and operating instructions, schedules, guarantees, bonds, certificates of inspection, tests and approvals, and other documentation required to be delivered by Paragraph 15.06.A will only be to determine generally that their content complies with the requirements of, and in the case of certificates of inspections, tests, and approvals, that the results certified indicate compliance with the Contract Documents.
- E. The limitations upon authority and responsibility set forth in this Paragraph 10.08 shall also apply to the Resident Project Representative, if any.

10.09 *Compliance with Safety Program*

- A. While at the Site, Engineer's employees and representatives will comply with the specific applicable requirements of Owner's and Contractor's safety programs (if any) of which Engineer has been informed.

ARTICLE 11 – AMENDING THE CONTRACT DOCUMENTS; CHANGES IN THE WORK

11.01 *Amending and Supplementing Contract Documents*

- A. The Contract Documents may be amended or supplemented by a Change Order, a Work Change Directive, or a Field Order.

1. *Change Orders:*
 - a. If an amendment or supplement to the Contract Documents includes a change in the Contract Price or the Contract Times, such amendment or supplement must be set forth in a Change Order. A Change Order also may be used to establish amendments and supplements of the Contract Documents that do not affect the Contract Price or Contract Times.
 - b. Owner and Contractor may amend those terms and conditions of the Contract Documents that do not involve (1) the performance or acceptability of the Work, (2) the design (as set forth in the Drawings, Specifications, or otherwise), or (3) other engineering or technical matters, without the recommendation of the Engineer. Such an amendment shall be set forth in a Change Order.
2. *Work Change Directives:* A Work Change Directive will not change the Contract Price or the Contract Times but is evidence that the parties expect that the modification ordered or documented by a Work Change Directive will be incorporated in a subsequently issued Change Order, following negotiations by the parties as to the Work Change Directive's effect, if any, on the Contract Price and Contract Times; or, if negotiations are unsuccessful, by a determination under the terms of the Contract Documents governing adjustments, expressly including Paragraph 11.04 regarding change of Contract Price. Contractor must submit any Change Proposal seeking an adjustment of the Contract Price or the Contract Times, or both, no later than 30 days after the completion of the Work set out in the Work Change Directive. Owner must submit any Claim seeking an adjustment of the Contract Price or the Contract Times, or both, no later than 60 days after issuance of the Work Change Directive.
3. *Field Orders:* Engineer may authorize minor changes in the Work if the changes do not involve an adjustment in the Contract Price or the Contract Times and are compatible with the design concept of the completed Project as a functioning whole as indicated by the Contract Documents. Such changes will be accomplished by a Field Order and will be binding on Owner and also on Contractor, which shall perform the Work involved promptly. If Contractor believes that a Field Order justifies an adjustment in the Contract Price or Contract Times, or both, then before proceeding with the Work at issue, Contractor shall submit a Change Proposal as provided herein.

11.02 *Owner-Authorized Changes in the Work*

- A. Without invalidating the Contract and without notice to any surety, Owner may, at any time or from time to time, order additions, deletions, or revisions in the Work. Such changes shall be supported by Engineer's recommendation, to the extent the change involves the design (as set forth in the Drawings, Specifications, or otherwise), or other engineering or technical matters. Such changes may be accomplished by a Change Order, if Owner and Contractor have agreed as to the effect, if any, of the changes on Contract Times or Contract Price; or by a Work Change Directive. Upon receipt of any such document, Contractor shall promptly proceed with the Work involved; or, in the case of a deletion in the Work, promptly cease construction activities with respect to such deleted Work. Added or revised Work shall be performed under the applicable conditions of the Contract Documents. Nothing in this paragraph shall obligate Contractor to undertake work that Contractor reasonably concludes cannot be performed in a manner consistent with Contractor's safety obligations under the Contract Documents or Laws and Regulations.

11.03 *Unauthorized Changes in the Work*

- A. Contractor shall not be entitled to an increase in the Contract Price or an extension of the Contract Times with respect to any work performed that is not required by the Contract Documents, as amended, modified, or supplemented, except in the case of an emergency as provided in Paragraph 7.15 or in the case of uncovering Work as provided in Paragraph 14.05.

11.04 *Change of Contract Price*

- A. The Contract Price may only be changed by a Change Order. Any Change Proposal for an adjustment in the Contract Price shall comply with the provisions of Paragraph 11.06. Any Claim for an adjustment of Contract Price shall comply with the provisions of Article 12.
- B. An adjustment in the Contract Price will be determined as follows:
1. where the Work involved is covered by unit prices contained in the Contract Documents, then by application of such unit prices to the quantities of the items involved (subject to the provisions of Paragraph 13.03); or
 2. where the Work involved is not covered by unit prices contained in the Contract Documents, then by a mutually agreed lump sum (which may include an allowance for overhead and profit not necessarily in accordance with Paragraph 11.04.C.2); or
 3. where the Work involved is not covered by unit prices contained in the Contract Documents and the parties do not reach mutual agreement to a lump sum, then on the basis of the Cost of the Work (determined as provided in Paragraph 13.01) plus a Contractor's fee for overhead and profit (determined as provided in Paragraph 11.04.C).
- C. *Contractor's Fee*: When applicable, the Contractor's fee for overhead and profit shall be determined as follows:
1. a mutually acceptable fixed fee; or
 2. if a fixed fee is not agreed upon, then a fee based on the following percentages of the various portions of the Cost of the Work:
 - a. for costs incurred under Paragraphs 13.01.B.1 and 13.01.B.2, the Contractor's fee shall be 15 percent;
 - b. for costs incurred under Paragraph 13.01.B.3, the Contractor's fee shall be five percent;
 - c. where one or more tiers of subcontracts are on the basis of Cost of the Work plus a fee and no fixed fee is agreed upon, the intent of Paragraphs 11.04.C.2.a and 11.04.C.2.b is that the Contractor's fee shall be based on: (1) a fee of 15 percent of the costs incurred under Paragraphs 13.01.A.1 and 13.01.A.2 by the Subcontractor that actually performs the Work, at whatever tier, and (2) with respect to Contractor itself and to any Subcontractors of a tier higher than that of the Subcontractor that actually performs the Work, a fee of five percent of the amount (fee plus underlying costs incurred) attributable to the next lower tier Subcontractor; provided, however, that for any such subcontracted work the maximum total fee to be paid by Owner shall be no greater than 27 percent of the costs incurred by the Subcontractor that actually performs the work;
 - d. no fee shall be payable on the basis of costs itemized under Paragraphs 13.01.B.4, 13.01.B.5, and 13.01.C;

- e. the amount of credit to be allowed by Contractor to Owner for any change which results in a net decrease in cost will be the amount of the actual net decrease in cost plus a deduction in Contractor's fee by an amount equal to five percent of such net decrease; and
- f. when both additions and credits are involved in any one change, the adjustment in Contractor's fee shall be computed on the basis of the net change in accordance with Paragraphs 11.04.C.2.a through 11.04.C.2.e, inclusive.

11.05 *Change of Contract Times*

- A. The Contract Times may only be changed by a Change Order. Any Change Proposal for an adjustment in the Contract Times shall comply with the provisions of Paragraph 11.06. Any Claim for an adjustment in the Contract Times shall comply with the provisions of Article 12.
- B. An adjustment of the Contract Times shall be subject to the limitations set forth in Paragraph 4.05, concerning delays in Contractor's progress.

11.06 *Change Proposals*

- A. Contractor shall submit a Change Proposal to Engineer to request an adjustment in the Contract Times or Contract Price; appeal an initial decision by Engineer concerning the requirements of the Contract Documents or relating to the acceptability of the Work under the Contract Documents; contest a set-off against payment due; or seek other relief under the Contract. The Change Proposal shall specify any proposed change in Contract Times or Contract Price, or both, or other proposed relief, and explain the reason for the proposed change, with citations to any governing or applicable provisions of the Contract Documents.
 - 1. *Procedures:* Contractor shall submit each Change Proposal to Engineer promptly (but in no event later than 30 days) after the start of the event giving rise thereto, or after such initial decision. The Contractor shall submit supporting data, including the proposed change in Contract Price or Contract Time (if any), to the Engineer and Owner within 15 days after the submittal of the Change Proposal. The supporting data shall be accompanied by a written statement that the supporting data are accurate and complete, and that any requested time or price adjustment is the entire adjustment to which Contractor believes it is entitled as a result of said event. Engineer will advise Owner regarding the Change Proposal, and consider any comments or response from Owner regarding the Change Proposal.
 - 2. *Engineer's Action:* Engineer will review each Change Proposal and, within 30 days after receipt of the Contractor's supporting data, either deny the Change Proposal in whole, approve it in whole, or deny it in part and approve it in part. Such actions shall be in writing, with a copy provided to Owner and Contractor. If Engineer does not take action on the Change Proposal within 30 days, then either Owner or Contractor may at any time thereafter submit a letter to the other party indicating that as a result of Engineer's inaction the Change Proposal is deemed denied, thereby commencing the time for appeal of the denial under Article 12.
 - 3. *Binding Decision:* Engineer's decision will be final and binding upon Owner and Contractor, unless Owner or Contractor appeals the decision by filing a Claim under Article 12.
- B. *Resolution of Certain Change Proposals:* If the Change Proposal does not involve the design (as set forth in the Drawings, Specifications, or otherwise), the acceptability of the Work, or other engineering or technical matters, then Engineer will notify the parties that the Engineer

is unable to resolve the Change Proposal. For purposes of further resolution of such a Change Proposal, such notice shall be deemed a denial, and Contractor may choose to seek resolution under the terms of Article 12.

11.07 *Execution of Change Orders*

- A. Owner and Contractor shall execute appropriate Change Orders covering:
1. changes in the Contract Price or Contract Times which are agreed to by the parties, including any undisputed sum or amount of time for Work actually performed in accordance with a Work Change Directive;
 2. changes in Contract Price resulting from an Owner set-off, unless Contractor has duly contested such set-off;
 3. changes in the Work which are: (a) ordered by Owner pursuant to Paragraph 11.02, (b) required because of Owner's acceptance of defective Work under Paragraph 14.04 or Owner's correction of defective Work under Paragraph 14.07, or (c) agreed to by the parties, subject to the need for Engineer's recommendation if the change in the Work involves the design (as set forth in the Drawings, Specifications, or otherwise), or other engineering or technical matters; and
 4. changes in the Contract Price or Contract Times, or other changes, which embody the substance of any final and binding results under Paragraph 11.06, or Article 12.
- B. If Owner or Contractor refuses to execute a Change Order that is required to be executed under the terms of this Paragraph 11.07, it shall be deemed to be of full force and effect, as if fully executed.

11.08 *Notification to Surety*

- A. If the provisions of any bond require notice to be given to a surety of any change affecting the general scope of the Work or the provisions of the Contract Documents (including, but not limited to, Contract Price or Contract Times), the giving of any such notice will be Contractor's responsibility. The amount of each applicable bond will be adjusted to reflect the effect of any such change.

ARTICLE 12 – CLAIMS

12.01 *Claims*

- A. *Claims Process*: The following disputes between Owner and Contractor shall be submitted to the Claims process set forth in this Article:
1. Appeals by Owner or Contractor of Engineer's decisions regarding Change Proposals;
 2. Owner demands for adjustments in the Contract Price or Contract Times, or other relief under the Contract Documents; and
 3. Disputes that Engineer has been unable to address because they do not involve the design (as set forth in the Drawings, Specifications, or otherwise), the acceptability of the Work, or other engineering or technical matters.
- B. *Submittal of Claim*: The party submitting a Claim shall deliver it directly to the other party to the Contract promptly (but in no event later than 30 days) after the start of the event giving rise thereto; in the case of appeals regarding Change Proposals within 30 days of the decision under appeal. The party submitting the Claim shall also furnish a copy to the Engineer, for its information only. The responsibility to substantiate a Claim shall rest with the party making

the Claim. In the case of a Claim by Contractor seeking an increase in the Contract Times or Contract Price, or both, Contractor shall certify that the Claim is made in good faith, that the supporting data are accurate and complete, and that to the best of Contractor's knowledge and belief the amount of time or money requested accurately reflects the full amount to which Contractor is entitled.

- C. *Review and Resolution:* The party receiving a Claim shall review it thoroughly, giving full consideration to its merits. The two parties shall seek to resolve the Claim through the exchange of information and direct negotiations. The parties may extend the time for resolving the Claim by mutual agreement. All actions taken on a Claim shall be stated in writing and submitted to the other party, with a copy to Engineer.
- D. *Mediation:*
1. At any time after initiation of a Claim, Owner and Contractor may mutually agree to mediation of the underlying dispute. The agreement to mediate shall stay the Claim submittal and response process.
 2. If Owner and Contractor agree to mediation, then after 60 days from such agreement, either Owner or Contractor may unilaterally terminate the mediation process, and the Claim submittal and decision process shall resume as of the date of the termination. If the mediation proceeds but is unsuccessful in resolving the dispute, the Claim submittal and decision process shall resume as of the date of the conclusion of the mediation, as determined by the mediator.
 3. Owner and Contractor shall each pay one-half of the mediator's fees and costs.
- E. *Partial Approval:* If the party receiving a Claim approves the Claim in part and denies it in part, such action shall be final and binding unless within 30 days of such action the other party invokes the procedure set forth in Article 17 for final resolution of disputes.
- F. *Denial of Claim:* If efforts to resolve a Claim are not successful, the party receiving the Claim may deny it by giving written notice of denial to the other party. If the receiving party does not take action on the Claim within 90 days, then either Owner or Contractor may at any time thereafter submit a letter to the other party indicating that as a result of the inaction, the Claim is deemed denied, thereby commencing the time for appeal of the denial. A denial of the Claim shall be final and binding unless within 30 days of the denial the other party invokes the procedure set forth in Article 17 for the final resolution of disputes.
- G. *Final and Binding Results:* If the parties reach a mutual agreement regarding a Claim, whether through approval of the Claim, direct negotiations, mediation, or otherwise; or if a Claim is approved in part and denied in part, or denied in full, and such actions become final and binding; then the results of the agreement or action on the Claim shall be incorporated in a Change Order to the extent they affect the Contract, including the Work, the Contract Times, or the Contract Price.

ARTICLE 13 – COST OF THE WORK; ALLOWANCES; UNIT PRICE WORK

13.01 *Cost of the Work*

- A. *Purposes for Determination of Cost of the Work:* The term Cost of the Work means the sum of all costs necessary for the proper performance of the Work at issue, as further defined below. The provisions of this Paragraph 13.01 are used for two distinct purposes:
1. To determine Cost of the Work when Cost of the Work is a component of the Contract Price, under cost-plus-fee, time-and-materials, or other cost-based terms; or

2. To determine the value of a Change Order, Change Proposal, Claim, set-off, or other adjustment in Contract Price. When the value of any such adjustment is determined on the basis of Cost of the Work, Contractor is entitled only to those additional or incremental costs required because of the change in the Work or because of the event giving rise to the adjustment.
- B. *Costs Included:* Except as otherwise may be agreed to in writing by Owner, costs included in the Cost of the Work shall be in amounts no higher than those prevailing in the locality of the Project, shall not include any of the costs itemized in Paragraph 13.01.C, and shall include only the following items:
1. Payroll costs for employees in the direct employ of Contractor in the performance of the Work under schedules of job classifications agreed upon by Owner and Contractor. Such employees shall include, without limitation, superintendents, foremen, and other personnel employed full time on the Work. Payroll costs for employees not employed full time on the Work shall be apportioned on the basis of their time spent on the Work. Payroll costs shall include, but not be limited to, salaries and wages plus the cost of fringe benefits, which shall include social security contributions, unemployment, excise, and payroll taxes, workers' compensation, health and retirement benefits, bonuses, sick leave, and vacation and holiday pay applicable thereto. The expenses of performing Work outside of regular working hours, on Saturday, Sunday, or legal holidays, shall be included in the above to the extent authorized by Owner.
 2. Cost of all materials and equipment furnished and incorporated in the Work, including costs of transportation and storage thereof, and Suppliers' field services required in connection therewith. All cash discounts shall accrue to Contractor unless Owner deposits funds with Contractor with which to make payments, in which case the cash discounts shall accrue to Owner. All trade discounts, rebates, and refunds and returns from sale of surplus materials and equipment shall accrue to Owner, and Contractor shall make provisions so that they may be obtained.
 3. Payments made by Contractor to Subcontractors for Work performed by Subcontractors. If required by Owner, Contractor shall obtain competitive bids from subcontractors acceptable to Owner and Contractor and shall deliver such bids to Owner, who will then determine, with the advice of Engineer, which bids, if any, will be acceptable. If any subcontract provides that the Subcontractor is to be paid on the basis of Cost of the Work plus a fee, the Subcontractor's Cost of the Work and fee shall be determined in the same manner as Contractor's Cost of the Work and fee as provided in this Paragraph 13.01.
 4. Costs of special consultants (including but not limited to engineers, architects, testing laboratories, surveyors, attorneys, and accountants) employed for services specifically related to the Work.
 5. Supplemental costs including the following:
 - a. The proportion of necessary transportation, travel, and subsistence expenses of Contractor's employees incurred in discharge of duties connected with the Work.
 - b. Cost, including transportation and maintenance, of all materials, supplies, equipment, machinery, appliances, office, and temporary facilities at the Site, and hand tools not owned by the workers, which are consumed in the performance of the Work, and cost, less market value, of such items used but not consumed which remain the property of Contractor.

- c. Rentals of all construction equipment and machinery, and the parts thereof, whether rented from Contractor or others in accordance with rental agreements approved by Owner with the advice of Engineer, and the costs of transportation, loading, unloading, assembly, dismantling, and removal thereof. All such costs shall be in accordance with the terms of said rental agreements. The rental of any such equipment, machinery, or parts shall cease when the use thereof is no longer necessary for the Work.
 - d. Sales, consumer, use, and other similar taxes related to the Work, and for which Contractor is liable, as imposed by Laws and Regulations.
 - e. Deposits lost for causes other than negligence of Contractor, any Subcontractor, or anyone directly or indirectly employed by any of them or for whose acts any of them may be liable, and royalty payments and fees for permits and licenses.
 - f. Losses and damages (and related expenses) caused by damage to the Work, not compensated by insurance or otherwise, sustained by Contractor in connection with the performance of the Work (except losses and damages within the deductible amounts of property insurance established in accordance with Paragraph 6.05), provided such losses and damages have resulted from causes other than the negligence of Contractor, any Subcontractor, or anyone directly or indirectly employed by any of them or for whose acts any of them may be liable. Such losses shall include settlements made with the written consent and approval of Owner. No such losses, damages, and expenses shall be included in the Cost of the Work for the purpose of determining Contractor's fee.
 - g. The cost of utilities, fuel, and sanitary facilities at the Site.
 - h. Minor expenses such as communication service at the Site, express and courier services, and similar petty cash items in connection with the Work.
 - i. The costs of premiums for all bonds and insurance that Contractor is required by the Contract Documents to purchase and maintain.
- C. *Costs Excluded:* The term Cost of the Work shall not include any of the following items:
- 1. Payroll costs and other compensation of Contractor's officers, executives, principals (of partnerships and sole proprietorships), general managers, safety managers, engineers, architects, estimators, attorneys, auditors, accountants, purchasing and contracting agents, expeditors, timekeepers, clerks, and other personnel employed by Contractor, whether at the Site or in Contractor's principal or branch office for general administration of the Work and not specifically included in the agreed upon schedule of job classifications referred to in Paragraph 13.01.B.1 or specifically covered by Paragraph 13.01.B.4. The payroll costs and other compensation excluded here are to be considered administrative costs covered by the Contractor's fee.
 - 2. Expenses of Contractor's principal and branch offices other than Contractor's office at the Site.
 - 3. Any part of Contractor's capital expenses, including interest on Contractor's capital employed for the Work and charges against Contractor for delinquent payments.
 - 4. Costs due to the negligence of Contractor, any Subcontractor, or anyone directly or indirectly employed by any of them or for whose acts any of them may be liable, including but not limited to, the correction of defective Work, disposal of materials or equipment wrongly supplied, and making good any damage to property.

5. Other overhead or general expense costs of any kind and the costs of any item not specifically and expressly included in Paragraph 13.01.B.
- D. *Contractor's Fee*: When the Work as a whole is performed on the basis of cost-plus, Contractor's fee shall be determined as set forth in the Agreement. When the value of any Work covered by a Change Order, Change Proposal, Claim, set-off, or other adjustment in Contract Price is determined on the basis of Cost of the Work, Contractor's fee shall be determined as set forth in Paragraph 11.04.C.
- E. *Documentation*: Whenever the Cost of the Work for any purpose is to be determined pursuant to this Article 13, Contractor will establish and maintain records thereof in accordance with generally accepted accounting practices and submit in a form acceptable to Engineer an itemized cost breakdown together with supporting data.

13.02 Allowances

- A. It is understood that Contractor has included in the Contract Price all allowances so named in the Contract Documents and shall cause the Work so covered to be performed for such sums and by such persons or entities as may be acceptable to Owner and Engineer.
- B. *Cash Allowances*: Contractor agrees that:
 1. the cash allowances include the cost to Contractor (less any applicable trade discounts) of materials and equipment required by the allowances to be delivered at the Site, and all applicable taxes; and
 2. Contractor's costs for unloading and handling on the Site, labor, installation, overhead, profit, and other expenses contemplated for the cash allowances have been included in the Contract Price and not in the allowances, and no demand for additional payment on account of any of the foregoing will be valid.
- C. *Contingency Allowance*: Contractor agrees that a contingency allowance, if any, is for the sole use of Owner to cover unanticipated costs.
- D. Prior to final payment, an appropriate Change Order will be issued as recommended by Engineer to reflect actual amounts due Contractor on account of Work covered by allowances, and the Contract Price shall be correspondingly adjusted.

13.03 Unit Price Work

- A. Where the Contract Documents provide that all or part of the Work is to be Unit Price Work, initially the Contract Price will be deemed to include for all Unit Price Work an amount equal to the sum of the unit price for each separately identified item of Unit Price Work times the estimated quantity of each item as indicated in the Agreement.
- B. The estimated quantities of items of Unit Price Work are not guaranteed and are solely for the purpose of comparison of Bids and determining an initial Contract Price. Payments to Contractor for Unit Price Work will be based on actual quantities.
- C. Each unit price will be deemed to include an amount considered by Contractor to be adequate to cover Contractor's overhead and profit for each separately identified item.
- D. Engineer will determine the actual quantities and classifications of Unit Price Work performed by Contractor. Engineer will review with Contractor the Engineer's preliminary determinations on such matters before rendering a written decision thereon (by recommendation of an Application for Payment or otherwise). Engineer's written decision thereon will be final and binding (except as modified by Engineer to reflect changed factual

conditions or more accurate data) upon Owner and Contractor, subject to the provisions of the following paragraph.

- E. Within 30 days of Engineer's written decision under the preceding paragraph, Contractor may submit a Change Proposal, or Owner may file a Claim, seeking an adjustment in the Contract Price if:
1. the quantity of any item of Unit Price Work performed by Contractor differs materially and significantly from the estimated quantity of such item indicated in the Agreement;
 2. there is no corresponding adjustment with respect to any other item of Work; and
 3. Contractor believes that it is entitled to an increase in Contract Price as a result of having incurred additional expense or Owner believes that Owner is entitled to a decrease in Contract Price, and the parties are unable to agree as to the amount of any such increase or decrease.

ARTICLE 14 – TESTS AND INSPECTIONS; CORRECTION, REMOVAL OR ACCEPTANCE OF DEFECTIVE WORK

14.01 Access to Work

- A. Owner, Engineer, their consultants and other representatives and personnel of Owner, independent testing laboratories, and authorities having jurisdiction will have access to the Site and the Work at reasonable times for their observation, inspection, and testing. Contractor shall provide them proper and safe conditions for such access and advise them of Contractor's safety procedures and programs so that they may comply therewith as applicable.

14.02 Tests, Inspections, and Approvals

- A. Contractor shall give Engineer timely notice of readiness of the Work (or specific parts thereof) for all required inspections and tests, and shall cooperate with inspection and testing personnel to facilitate required inspections and tests.
- B. Owner shall retain and pay for the services of an independent inspector, testing laboratory, or other qualified individual or entity to perform all inspections and tests expressly required by the Contract Documents to be furnished and paid for by Owner, except that costs incurred in connection with tests or inspections of covered Work shall be governed by the provisions of Paragraph 14.05.
- C. If Laws or Regulations of any public body having jurisdiction require any Work (or part thereof) specifically to be inspected, tested, or approved by an employee or other representative of such public body, Contractor shall assume full responsibility for arranging and obtaining such inspections, tests, or approvals, pay all costs in connection therewith, and furnish Engineer the required certificates of inspection or approval.
- D. Contractor shall be responsible for arranging, obtaining, and paying for all inspections and tests required:
1. by the Contract Documents, unless the Contract Documents expressly allocate responsibility for a specific inspection or test to Owner;
 2. to attain Owner's and Engineer's acceptance of materials or equipment to be incorporated in the Work;
 3. by manufacturers of equipment furnished under the Contract Documents;

4. for testing, adjusting, and balancing of mechanical, electrical, and other equipment to be incorporated into the Work; and
5. for acceptance of materials, mix designs, or equipment submitted for approval prior to Contractor's purchase thereof for incorporation in the Work.

Such inspections and tests shall be performed by independent inspectors, testing laboratories, or other qualified individuals or entities acceptable to Owner and Engineer.

- E. If the Contract Documents require the Work (or part thereof) to be approved by Owner, Engineer, or another designated individual or entity, then Contractor shall assume full responsibility for arranging and obtaining such approvals.
- F. If any Work (or the work of others) that is to be inspected, tested, or approved is covered by Contractor without written concurrence of Engineer, Contractor shall, if requested by Engineer, uncover such Work for observation. Such uncovering shall be at Contractor's expense unless Contractor had given Engineer timely notice of Contractor's intention to cover the same and Engineer had not acted with reasonable promptness in response to such notice.

14.03 *Defective Work*

- A. *Contractor's Obligation:* It is Contractor's obligation to assure that the Work is not defective.
- B. *Engineer's Authority:* Engineer has the authority to determine whether Work is defective, and to reject defective Work.
- C. *Notice of Defects:* Prompt notice of all defective Work of which Owner or Engineer has actual knowledge will be given to Contractor.
- D. *Correction, or Removal and Replacement:* Promptly after receipt of written notice of defective Work, Contractor shall correct all such defective Work, whether or not fabricated, installed, or completed, or, if Engineer has rejected the defective Work, remove it from the Project and replace it with Work that is not defective.
- E. *Preservation of Warranties:* When correcting defective Work, Contractor shall take no action that would void or otherwise impair Owner's special warranty and guarantee, if any, on said Work.
- F. *Costs and Damages:* In addition to its correction, removal, and replacement obligations with respect to defective Work, Contractor shall pay all claims, costs, losses, and damages arising out of or relating to defective Work, including but not limited to the cost of the inspection, testing, correction, removal, replacement, or reconstruction of such defective Work, fines levied against Owner by governmental authorities because the Work is defective, and the costs of repair or replacement of work of others resulting from defective Work. Prior to final payment, if Owner and Contractor are unable to agree as to the measure of such claims, costs, losses, and damages resulting from defective Work, then Owner may impose a reasonable set-off against payments due under Article 15.

14.04 *Acceptance of Defective Work*

- A. If, instead of requiring correction or removal and replacement of defective Work, Owner prefers to accept it, Owner may do so (subject, if such acceptance occurs prior to final payment, to Engineer's confirmation that such acceptance is in general accord with the design intent and applicable engineering principles, and will not endanger public safety). Contractor shall pay all claims, costs, losses, and damages attributable to Owner's evaluation of and determination to accept such defective Work (such costs to be approved by Engineer

as to reasonableness), and for the diminished value of the Work to the extent not otherwise paid by Contractor. If any such acceptance occurs prior to final payment, the necessary revisions in the Contract Documents with respect to the Work shall be incorporated in a Change Order. If the parties are unable to agree as to the decrease in the Contract Price, reflecting the diminished value of Work so accepted, then Owner may impose a reasonable set-off against payments due under Article 15. If the acceptance of defective Work occurs after final payment, Contractor shall pay an appropriate amount to Owner.

14.05 *Uncovering Work*

- A. Engineer has the authority to require additional inspection or testing of the Work, whether or not the Work is fabricated, installed, or completed.
- B. If any Work is covered contrary to the written request of Engineer, then Contractor shall, if requested by Engineer, uncover such Work for Engineer's observation, and then replace the covering, all at Contractor's expense.
- C. If Engineer considers it necessary or advisable that covered Work be observed by Engineer or inspected or tested by others, then Contractor, at Engineer's request, shall uncover, expose, or otherwise make available for observation, inspection, or testing as Engineer may require, that portion of the Work in question, and provide all necessary labor, material, and equipment.
 - 1. If it is found that the uncovered Work is defective, Contractor shall be responsible for all claims, costs, losses, and damages arising out of or relating to such uncovering, exposure, observation, inspection, and testing, and of satisfactory replacement or reconstruction (including but not limited to all costs of repair or replacement of work of others); and pending Contractor's full discharge of this responsibility the Owner shall be entitled to impose a reasonable set-off against payments due under Article 15.
 - 2. If the uncovered Work is not found to be defective, Contractor shall be allowed an increase in the Contract Price or an extension of the Contract Times, or both, directly attributable to such uncovering, exposure, observation, inspection, testing, replacement, and reconstruction. If the parties are unable to agree as to the amount or extent thereof, then Contractor may submit a Change Proposal within 30 days of the determination that the Work is not defective.

14.06 *Owner May Stop the Work*

- A. If the Work is defective, or Contractor fails to supply sufficient skilled workers or suitable materials or equipment, or fails to perform the Work in such a way that the completed Work will conform to the Contract Documents, then Owner may order Contractor to stop the Work, or any portion thereof, until the cause for such order has been eliminated; however, this right of Owner to stop the Work shall not give rise to any duty on the part of Owner to exercise this right for the benefit of Contractor, any Subcontractor, any Supplier, any other individual or entity, or any surety for, or employee or agent of any of them.

14.07 *Owner May Correct Defective Work*

- A. If Contractor fails within a reasonable time after written notice from Engineer to correct defective Work, or to remove and replace rejected Work as required by Engineer, or if Contractor fails to perform the Work in accordance with the Contract Documents, or if Contractor fails to comply with any other provision of the Contract Documents, then Owner may, after seven days written notice to Contractor, correct or remedy any such deficiency.

- B. In exercising the rights and remedies under this Paragraph 14.07, Owner shall proceed expeditiously. In connection with such corrective or remedial action, Owner may exclude Contractor from all or part of the Site, take possession of all or part of the Work and suspend Contractor's services related thereto, and incorporate in the Work all materials and equipment stored at the Site or for which Owner has paid Contractor but which are stored elsewhere. Contractor shall allow Owner, Owner's representatives, agents and employees, Owner's other contractors, and Engineer and Engineer's consultants access to the Site to enable Owner to exercise the rights and remedies under this paragraph.
- C. All claims, costs, losses, and damages incurred or sustained by Owner in exercising the rights and remedies under this Paragraph 14.07 will be charged against Contractor as set-offs against payments due under Article 15. Such claims, costs, losses and damages will include but not be limited to all costs of repair, or replacement of work of others destroyed or damaged by correction, removal, or replacement of Contractor's defective Work.
- D. Contractor shall not be allowed an extension of the Contract Times because of any delay in the performance of the Work attributable to the exercise by Owner of Owner's rights and remedies under this Paragraph 14.07.

ARTICLE 15 – PAYMENTS TO CONTRACTOR; SET-OFFS; COMPLETION; CORRECTION PERIOD

15.01 Progress Payments

- A. *Basis for Progress Payments:* The Schedule of Values established as provided in Article 2 will serve as the basis for progress payments and will be incorporated into a form of Application for Payment acceptable to Engineer. Progress payments on account of Unit Price Work will be based on the number of units completed during the pay period, as determined under the provisions of Paragraph 13.03. Progress payments for cost-based Work will be based on Cost of the Work completed by Contractor during the pay period.
- B. *Applications for Payments:*
 1. At least 20 days before the date established in the Agreement for each progress payment (but not more often than once a month), Contractor shall submit to Engineer for review an Application for Payment filled out and signed by Contractor covering the Work completed as of the date of the Application and accompanied by such supporting documentation as is required by the Contract Documents. If payment is requested on the basis of materials and equipment not incorporated in the Work but delivered and suitably stored at the Site or at another location agreed to in writing, the Application for Payment shall also be accompanied by a bill of sale, invoice, or other documentation warranting that Owner has received the materials and equipment free and clear of all Liens, and evidence that the materials and equipment are covered by appropriate property insurance, a warehouse bond, or other arrangements to protect Owner's interest therein, all of which must be satisfactory to Owner.
 2. Beginning with the second Application for Payment, each Application shall include an affidavit of Contractor stating that all previous progress payments received on account of the Work have been applied on account to discharge Contractor's legitimate obligations associated with prior Applications for Payment.
 3. The amount of retainage with respect to progress payments will be as stipulated in the Agreement.

C. *Review of Applications:*

1. Engineer will, within 10 days after receipt of each Application for Payment, including each resubmittal, either indicate in writing a recommendation of payment and present the Application to Owner, or return the Application to Contractor indicating in writing Engineer's reasons for refusing to recommend payment. In the latter case, Contractor may make the necessary corrections and resubmit the Application.
2. Engineer's recommendation of any payment requested in an Application for Payment will constitute a representation by Engineer to Owner, based on Engineer's observations of the executed Work as an experienced and qualified design professional, and on Engineer's review of the Application for Payment and the accompanying data and schedules, that to the best of Engineer's knowledge, information and belief:
 - a. the Work has progressed to the point indicated;
 - b. the quality of the Work is generally in accordance with the Contract Documents (subject to an evaluation of the Work as a functioning whole prior to or upon Substantial Completion, the results of any subsequent tests called for in the Contract Documents, a final determination of quantities and classifications for Unit Price Work under Paragraph 13.03, and any other qualifications stated in the recommendation); and
 - c. the conditions precedent to Contractor's being entitled to such payment appear to have been fulfilled in so far as it is Engineer's responsibility to observe the Work.
3. By recommending any such payment Engineer will not thereby be deemed to have represented that:
 - a. inspections made to check the quality or the quantity of the Work as it has been performed have been exhaustive, extended to every aspect of the Work in progress, or involved detailed inspections of the Work beyond the responsibilities specifically assigned to Engineer in the Contract; or
 - b. there may not be other matters or issues between the parties that might entitle Contractor to be paid additionally by Owner or entitle Owner to withhold payment to Contractor.
4. Neither Engineer's review of Contractor's Work for the purposes of recommending payments nor Engineer's recommendation of any payment, including final payment, will impose responsibility on Engineer:
 - a. to supervise, direct, or control the Work, or
 - b. for the means, methods, techniques, sequences, or procedures of construction, or the safety precautions and programs incident thereto, or
 - c. for Contractor's failure to comply with Laws and Regulations applicable to Contractor's performance of the Work, or
 - d. to make any examination to ascertain how or for what purposes Contractor has used the money paid on account of the Contract Price, or
 - e. to determine that title to any of the Work, materials, or equipment has passed to Owner free and clear of any Liens.

5. Engineer may refuse to recommend the whole or any part of any payment if, in Engineer's opinion, it would be incorrect to make the representations to Owner stated in Paragraph 15.01.C.2.
6. Engineer will recommend reductions in payment (set-offs) necessary in Engineer's opinion to protect Owner from loss because:
 - a. the Work is defective, requiring correction or replacement;
 - b. the Contract Price has been reduced by Change Orders;
 - c. Owner has been required to correct defective Work in accordance with Paragraph 14.07, or has accepted defective Work pursuant to Paragraph 14.04;
 - d. Owner has been required to remove or remediate a Hazardous Environmental Condition for which Contractor is responsible; or
 - e. Engineer has actual knowledge of the occurrence of any of the events that would constitute a default by Contractor and therefore justify termination for cause under the Contract Documents.

D. Payment Becomes Due:

1. Ten days after presentation of the Application for Payment to Owner with Engineer's recommendation, the amount recommended (subject to any Owner set-offs) will become due, and when due will be paid by Owner to Contractor.

E. Reductions in Payment by Owner:

1. In addition to any reductions in payment (set-offs) recommended by Engineer, Owner is entitled to impose a set-off against payment based on any of the following:
 - a. claims have been made against Owner on account of Contractor's conduct in the performance or furnishing of the Work, or Owner has incurred costs, losses, or damages on account of Contractor's conduct in the performance or furnishing of the Work, including but not limited to claims, costs, losses, or damages from workplace injuries, adjacent property damage, non-compliance with Laws and Regulations, and patent infringement;
 - b. Contractor has failed to take reasonable and customary measures to avoid damage, delay, disruption, and interference with other work at or adjacent to the Site;
 - c. Contractor has failed to provide and maintain required bonds or insurance;
 - d. Owner has been required to remove or remediate a Hazardous Environmental Condition for which Contractor is responsible;
 - e. Owner has incurred extra charges or engineering costs related to submittal reviews, evaluations of proposed substitutes, tests and inspections, or return visits to manufacturing or assembly facilities;
 - f. the Work is defective, requiring correction or replacement;
 - g. Owner has been required to correct defective Work in accordance with Paragraph 14.07, or has accepted defective Work pursuant to Paragraph 14.04;
 - h. the Contract Price has been reduced by Change Orders;
 - i. an event that would constitute a default by Contractor and therefore justify a termination for cause has occurred;

- j. liquidated damages have accrued as a result of Contractor's failure to achieve Milestones, Substantial Completion, or final completion of the Work;
 - k. Liens have been filed in connection with the Work, except where Contractor has delivered a specific bond satisfactory to Owner to secure the satisfaction and discharge of such Liens;
 - l. there are other items entitling Owner to a set off against the amount recommended.
2. If Owner imposes any set-off against payment, whether based on its own knowledge or on the written recommendations of Engineer, Owner will give Contractor immediate written notice (with a copy to Engineer) stating the reasons for such action and the specific amount of the reduction, and promptly pay Contractor any amount remaining after deduction of the amount so withheld. Owner shall promptly pay Contractor the amount so withheld, or any adjustment thereto agreed to by Owner and Contractor, if Contractor remedies the reasons for such action. The reduction imposed shall be binding on Contractor unless it duly submits a Change Proposal contesting the reduction.
 3. Upon a subsequent determination that Owner's refusal of payment was not justified, the amount wrongfully withheld shall be treated as an amount due as determined by Paragraph 15.01.C.1 and subject to interest as provided in the Agreement.

15.02 *Contractor's Warranty of Title*

- A. Contractor warrants and guarantees that title to all Work, materials, and equipment furnished under the Contract will pass to Owner free and clear of (1) all Liens and other title defects, and (2) all patent, licensing, copyright, or royalty obligations, no later than seven days after the time of payment by Owner.

15.03 *Substantial Completion*

- A. When Contractor considers the entire Work ready for its intended use Contractor shall notify Owner and Engineer in writing that the entire Work is substantially complete and request that Engineer issue a certificate of Substantial Completion. Contractor shall at the same time submit to Owner and Engineer an initial draft of punch list items to be completed or corrected before final payment.
- B. Promptly after Contractor's notification, Owner, Contractor, and Engineer shall make an inspection of the Work to determine the status of completion. If Engineer does not consider the Work substantially complete, Engineer will notify Contractor in writing giving the reasons therefor.
- C. If Engineer considers the Work substantially complete, Engineer will deliver to Owner a preliminary certificate of Substantial Completion which shall fix the date of Substantial Completion. Engineer shall attach to the certificate a punch list of items to be completed or corrected before final payment. Owner shall have seven days after receipt of the preliminary certificate during which to make written objection to Engineer as to any provisions of the certificate or attached punch list. If, after considering the objections to the provisions of the preliminary certificate, Engineer concludes that the Work is not substantially complete, Engineer will, within 14 days after submission of the preliminary certificate to Owner, notify Contractor in writing that the Work is not substantially complete, stating the reasons therefor. If Owner does not object to the provisions of the certificate, or if despite consideration of Owner's objections Engineer concludes that the Work is substantially

complete, then Engineer will, within said 14 days, execute and deliver to Owner and Contractor a final certificate of Substantial Completion (with a revised punch list of items to be completed or corrected) reflecting such changes from the preliminary certificate as Engineer believes justified after consideration of any objections from Owner.

- D. At the time of receipt of the preliminary certificate of Substantial Completion, Owner and Contractor will confer regarding Owner's use or occupancy of the Work following Substantial Completion, review the builder's risk insurance policy with respect to the end of the builder's risk coverage, and confirm the transition to coverage of the Work under a permanent property insurance policy held by Owner. Unless Owner and Contractor agree otherwise in writing, Owner shall bear responsibility for security, operation, protection of the Work, property insurance, maintenance, heat, and utilities upon Owner's use or occupancy of the Work.
- E. After Substantial Completion the Contractor shall promptly begin work on the punch list of items to be completed or corrected prior to final payment. In appropriate cases Contractor may submit monthly Applications for Payment for completed punch list items, following the progress payment procedures set forth above.
- F. Owner shall have the right to exclude Contractor from the Site after the date of Substantial Completion subject to allowing Contractor reasonable access to remove its property and complete or correct items on the punch list.

15.04 *Partial Use or Occupancy*

- A. Prior to Substantial Completion of all the Work, Owner may use or occupy any substantially completed part of the Work which has specifically been identified in the Contract Documents, or which Owner, Engineer, and Contractor agree constitutes a separately functioning and usable part of the Work that can be used by Owner for its intended purpose without significant interference with Contractor's performance of the remainder of the Work, subject to the following conditions:
 1. At any time Owner may request in writing that Contractor permit Owner to use or occupy any such part of the Work that Owner believes to be substantially complete. If and when Contractor agrees that such part of the Work is substantially complete, Contractor, Owner, and Engineer will follow the procedures of Paragraph 15.03.A through E for that part of the Work.
 2. At any time Contractor may notify Owner and Engineer in writing that Contractor considers any such part of the Work substantially complete and request Engineer to issue a certificate of Substantial Completion for that part of the Work.
 3. Within a reasonable time after either such request, Owner, Contractor, and Engineer shall make an inspection of that part of the Work to determine its status of completion. If Engineer does not consider that part of the Work to be substantially complete, Engineer will notify Owner and Contractor in writing giving the reasons therefor. If Engineer considers that part of the Work to be substantially complete, the provisions of Paragraph 15.03 will apply with respect to certification of Substantial Completion of that part of the Work and the division of responsibility in respect thereof and access thereto.
 4. No use or occupancy or separate operation of part of the Work may occur prior to compliance with the requirements of Paragraph 6.05 regarding builder's risk or other property insurance.

15.05 *Final Inspection*

- A. Upon written notice from Contractor that the entire Work or an agreed portion thereof is complete, Engineer will promptly make a final inspection with Owner and Contractor and will notify Contractor in writing of all particulars in which this inspection reveals that the Work, or agreed portion thereof, is incomplete or defective. Contractor shall immediately take such measures as are necessary to complete such Work or remedy such deficiencies.

15.06 *Final Payment*

A. *Application for Payment:*

1. After Contractor has, in the opinion of Engineer, satisfactorily completed all corrections identified during the final inspection and has delivered, in accordance with the Contract Documents, all maintenance and operating instructions, schedules, guarantees, bonds, certificates or other evidence of insurance, certificates of inspection, annotated record documents (as provided in Paragraph 7.11), and other documents, Contractor may make application for final payment.
2. The final Application for Payment shall be accompanied (except as previously delivered) by:
 - a. all documentation called for in the Contract Documents;
 - b. consent of the surety, if any, to final payment;
 - c. satisfactory evidence that all title issues have been resolved such that title to all Work, materials, and equipment has passed to Owner free and clear of any Liens or other title defects, or will so pass upon final payment.
 - d. a list of all disputes that Contractor believes are unsettled; and
 - e. complete and legally effective releases or waivers (satisfactory to Owner) of all Lien rights arising out of the Work, and of Liens filed in connection with the Work.
3. In lieu of the releases or waivers of Liens specified in Paragraph 15.06.A.2 and as approved by Owner, Contractor may furnish receipts or releases in full and an affidavit of Contractor that: (a) the releases and receipts include all labor, services, material, and equipment for which a Lien could be filed; and (b) all payrolls, material and equipment bills, and other indebtedness connected with the Work for which Owner might in any way be responsible, or which might in any way result in liens or other burdens on Owner's property, have been paid or otherwise satisfied. If any Subcontractor or Supplier fails to furnish such a release or receipt in full, Contractor may furnish a bond or other collateral satisfactory to Owner to indemnify Owner against any Lien, or Owner at its option may issue joint checks payable to Contractor and specified Subcontractors and Suppliers.

B. *Engineer's Review of Application and Acceptance:*

1. If, on the basis of Engineer's observation of the Work during construction and final inspection, and Engineer's review of the final Application for Payment and accompanying documentation as required by the Contract Documents, Engineer is satisfied that the Work has been completed and Contractor's other obligations under the Contract have been fulfilled, Engineer will, within ten days after receipt of the final Application for Payment, indicate in writing Engineer's recommendation of final payment and present the Application for Payment to Owner for payment. Such recommendation shall account for any set-offs against payment that are necessary in

Engineer's opinion to protect Owner from loss for the reasons stated above with respect to progress payments. At the same time Engineer will also give written notice to Owner and Contractor that the Work is acceptable, subject to the provisions of Paragraph 15.07. Otherwise, Engineer will return the Application for Payment to Contractor, indicating in writing the reasons for refusing to recommend final payment, in which case Contractor shall make the necessary corrections and resubmit the Application for Payment.

- C. *Completion of Work*: The Work is complete (subject to surviving obligations) when it is ready for final payment as established by the Engineer's written recommendation of final payment.
- D. *Payment Becomes Due*: Thirty days after the presentation to Owner of the final Application for Payment and accompanying documentation, the amount recommended by Engineer (less any further sum Owner is entitled to set off against Engineer's recommendation, including but not limited to set-offs for liquidated damages and set-offs allowed under the provisions above with respect to progress payments) will become due and shall be paid by Owner to Contractor.

15.07 *Waiver of Claims*

- A. The making of final payment will not constitute a waiver by Owner of claims or rights against Contractor. Owner expressly reserves claims and rights arising from unsettled Liens, from defective Work appearing after final inspection pursuant to Paragraph 15.05, from Contractor's failure to comply with the Contract Documents or the terms of any special guarantees specified therein, from outstanding Claims by Owner, or from Contractor's continuing obligations under the Contract Documents.
- B. The acceptance of final payment by Contractor will constitute a waiver by Contractor of all claims and rights against Owner other than those pending matters that have been duly submitted or appealed under the provisions of Article 17.

15.08 *Correction Period*

- A. If within one year after the date of Substantial Completion (or such longer period of time as may be prescribed by the terms of any applicable special guarantee required by the Contract Documents, or by any specific provision of the Contract Documents), any Work is found to be defective, or if the repair of any damages to the Site, adjacent areas that Contractor has arranged to use through construction easements or otherwise, and other adjacent areas used by Contractor as permitted by Laws and Regulations, is found to be defective, then Contractor shall promptly, without cost to Owner and in accordance with Owner's written instructions:
 1. correct the defective repairs to the Site or such other adjacent areas;
 2. correct such defective Work;
 3. if the defective Work has been rejected by Owner, remove it from the Project and replace it with Work that is not defective, and
 4. satisfactorily correct or repair or remove and replace any damage to other Work, to the work of others, or to other land or areas resulting therefrom.
- B. If Contractor does not promptly comply with the terms of Owner's written instructions, or in an emergency where delay would cause serious risk of loss or damage, Owner may have the defective Work corrected or repaired or may have the rejected Work removed and replaced. Contractor shall pay all claims, costs, losses, and damages (including but not limited to all fees and charges of engineers, architects, attorneys, and other professionals and all court or

arbitration or other dispute resolution costs) arising out of or relating to such correction or repair or such removal and replacement (including but not limited to all costs of repair or replacement of work of others).

- C. In special circumstances where a particular item of equipment is placed in continuous service before Substantial Completion of all the Work, the correction period for that item may start to run from an earlier date if so provided in the Specifications.
- D. Where defective Work (and damage to other Work resulting therefrom) has been corrected or removed and replaced under this paragraph, the correction period hereunder with respect to such Work will be extended for an additional period of one year after such correction or removal and replacement has been satisfactorily completed.
- E. Contractor's obligations under this paragraph are in addition to all other obligations and warranties. The provisions of this paragraph shall not be construed as a substitute for, or a waiver of, the provisions of any applicable statute of limitation or repose.

ARTICLE 16 – SUSPENSION OF WORK AND TERMINATION

16.01 *Owner May Suspend Work*

- A. At any time and without cause, Owner may suspend the Work or any portion thereof for a period of not more than 90 consecutive days by written notice to Contractor and Engineer. Such notice will fix the date on which Work will be resumed. Contractor shall resume the Work on the date so fixed. Contractor shall be entitled to an adjustment in the Contract Price or an extension of the Contract Times, or both, directly attributable to any such suspension. Any Change Proposal seeking such adjustments shall be submitted no later than 30 days after the date fixed for resumption of Work.

16.02 *Owner May Terminate for Cause*

- A. The occurrence of any one or more of the following events will constitute a default by Contractor and justify termination for cause:
 1. Contractor's persistent failure to perform the Work in accordance with the Contract Documents (including, but not limited to, failure to supply sufficient skilled workers or suitable materials or equipment or failure to adhere to the Progress Schedule);
 2. Failure of Contractor to perform or otherwise to comply with a material term of the Contract Documents;
 3. Contractor's disregard of Laws or Regulations of any public body having jurisdiction; or
 4. Contractor's repeated disregard of the authority of Owner or Engineer.
- B. If one or more of the events identified in Paragraph 16.02.A occurs, then after giving Contractor (and any surety) ten days written notice that Owner is considering a declaration that Contractor is in default and termination of the contract, Owner may proceed to:
 1. declare Contractor to be in default, and give Contractor (and any surety) notice that the Contract is terminated; and
 2. enforce the rights available to Owner under any applicable performance bond.
- C. Subject to the terms and operation of any applicable performance bond, if Owner has terminated the Contract for cause, Owner may exclude Contractor from the Site, take possession of the Work, incorporate in the Work all materials and equipment stored at the

Site or for which Owner has paid Contractor but which are stored elsewhere, and complete the Work as Owner may deem expedient.

- D. Owner may not proceed with termination of the Contract under Paragraph 16.02.B if Contractor within seven days of receipt of notice of intent to terminate begins to correct its failure to perform and proceeds diligently to cure such failure.
- E. If Owner proceeds as provided in Paragraph 16.02.B, Contractor shall not be entitled to receive any further payment until the Work is completed. If the unpaid balance of the Contract Price exceeds the cost to complete the Work, including all related claims, costs, losses, and damages (including but not limited to all fees and charges of engineers, architects, attorneys, and other professionals) sustained by Owner, such excess will be paid to Contractor. If the cost to complete the Work including such related claims, costs, losses, and damages exceeds such unpaid balance, Contractor shall pay the difference to Owner. Such claims, costs, losses, and damages incurred by Owner will be reviewed by Engineer as to their reasonableness and, when so approved by Engineer, incorporated in a Change Order. When exercising any rights or remedies under this paragraph, Owner shall not be required to obtain the lowest price for the Work performed.
- F. Where Contractor's services have been so terminated by Owner, the termination will not affect any rights or remedies of Owner against Contractor then existing or which may thereafter accrue, or any rights or remedies of Owner against Contractor or any surety under any payment bond or performance bond. Any retention or payment of money due Contractor by Owner will not release Contractor from liability.
- G. If and to the extent that Contractor has provided a performance bond under the provisions of Paragraph 6.01.A, the provisions of that bond shall govern over any inconsistent provisions of Paragraphs 16.02.B and 16.02.D.

16.03 *Owner May Terminate For Convenience*

- A. Upon seven days written notice to Contractor and Engineer, Owner may, without cause and without prejudice to any other right or remedy of Owner, terminate the Contract. In such case, Contractor shall be paid for (without duplication of any items):
 1. completed and acceptable Work executed in accordance with the Contract Documents prior to the effective date of termination, including fair and reasonable sums for overhead and profit on such Work;
 2. expenses sustained prior to the effective date of termination in performing services and furnishing labor, materials, or equipment as required by the Contract Documents in connection with uncompleted Work, plus fair and reasonable sums for overhead and profit on such expenses; and
 3. other reasonable expenses directly attributable to termination, including costs incurred to prepare a termination for convenience cost proposal.
- B. Contractor shall not be paid on account of loss of anticipated overhead, profits, or revenue, or other economic loss arising out of or resulting from such termination.

16.04 *Contractor May Stop Work or Terminate*

- A. If, through no act or fault of Contractor, (1) the Work is suspended for more than 90 consecutive days by Owner or under an order of court or other public authority, or (2) Engineer fails to act on any Application for Payment within 30 days after it is submitted, or (3) Owner fails for 30 days to pay Contractor any sum finally determined to be due, then Contractor may, upon seven days written notice to Owner and Engineer, and provided Owner

or Engineer do not remedy such suspension or failure within that time, terminate the contract and recover from Owner payment on the same terms as provided in Paragraph 16.03.

- B. In lieu of terminating the Contract and without prejudice to any other right or remedy, if Engineer has failed to act on an Application for Payment within 30 days after it is submitted, or Owner has failed for 30 days to pay Contractor any sum finally determined to be due, Contractor may, seven days after written notice to Owner and Engineer, stop the Work until payment is made of all such amounts due Contractor, including interest thereon. The provisions of this paragraph are not intended to preclude Contractor from submitting a Change Proposal for an adjustment in Contract Price or Contract Times or otherwise for expenses or damage directly attributable to Contractor's stopping the Work as permitted by this paragraph.

ARTICLE 17 – FINAL RESOLUTION OF DISPUTES

17.01 *Methods and Procedures*

- A. *Disputes Subject to Final Resolution:* The following disputed matters are subject to final resolution under the provisions of this Article:
1. A timely appeal of an approval in part and denial in part of a Claim, or of a denial in full; and
 2. Disputes between Owner and Contractor concerning the Work or obligations under the Contract Documents, and arising after final payment has been made.
- B. *Final Resolution of Disputes:* For any dispute subject to resolution under this Article, Owner or Contractor may:
1. elect in writing to invoke the dispute resolution process provided for in the Supplementary Conditions; or
 2. agree with the other party to submit the dispute to another dispute resolution process; or
 3. if no dispute resolution process is provided for in the Supplementary Conditions or mutually agreed to, give written notice to the other party of the intent to submit the dispute to a court of competent jurisdiction.

ARTICLE 18 – MISCELLANEOUS

18.01 *Giving Notice*

- A. Whenever any provision of the Contract Documents requires the giving of written notice, it will be deemed to have been validly given if:
1. delivered in person, by a commercial courier service or otherwise, to the individual or to a member of the firm or to an officer of the corporation for which it is intended; or
 2. delivered at or sent by registered or certified mail, postage prepaid, to the last business address known to the sender of the notice.

18.02 *Computation of Times*

- A. When any period of time is referred to in the Contract by days, it will be computed to exclude the first and include the last day of such period. If the last day of any such period falls on a

Saturday or Sunday or on a day made a legal holiday by the law of the applicable jurisdiction, such day will be omitted from the computation.

18.03 *Cumulative Remedies*

- A. The duties and obligations imposed by these General Conditions and the rights and remedies available hereunder to the parties hereto are in addition to, and are not to be construed in any way as a limitation of, any rights and remedies available to any or all of them which are otherwise imposed or available by Laws or Regulations, by special warranty or guarantee, or by other provisions of the Contract. The provisions of this paragraph will be as effective as if repeated specifically in the Contract Documents in connection with each particular duty, obligation, right, and remedy to which they apply.

18.04 *Limitation of Damages*

- A. With respect to any and all Change Proposals, Claims, disputes subject to final resolution, and other matters at issue, neither Owner nor Engineer, nor any of their officers, directors, members, partners, employees, agents, consultants, or subcontractors, shall be liable to Contractor for any claims, costs, losses, or damages sustained by Contractor on or in connection with any other project or anticipated project.

18.05 *No Waiver*

- A. A party's non-enforcement of any provision shall not constitute a waiver of that provision, nor shall it affect the enforceability of that provision or of the remainder of this Contract.

18.06 *Survival of Obligations*

- A. All representations, indemnifications, warranties, and guarantees made in, required by, or given in accordance with the Contract, as well as all continuing obligations indicated in the Contract, will survive final payment, completion, and acceptance of the Work or termination or completion of the Contract or termination of the services of Contractor.

18.07 *Controlling Law*

- A. This Contract is to be governed by the law of the state in which the Project is located.

18.08 *Headings*

- A. Article and paragraph headings are inserted for convenience only and do not constitute parts of these General Conditions

SECTION 007305

SUPPLEMENTARY GENERAL CONDITIONS

TO EJCDC GENERAL CONDITIONS

SUPPLEMENTAL GENERAL CONDITIONS TO EJCDC GENERAL CONDITIONS

These Supplementary General Conditions amend or supplement the Standard General Conditions of the Construction Contract, EJCDC® C-700 (2013 Edition). All provisions that are not so amended or supplemented remain in full force and effect.

These revisions to the General Conditions are requirements of the funding agency and are applied in conjunction with the Supplemental General Conditions.

The terms used in these Supplementary General Conditions have the meanings stated in the General Conditions. Additional terms used in these Supplementary General Conditions have the meanings stated below, which are applicable to both the singular and plural thereof.

The address system used in these Supplementary General Conditions is the same as the address system used in the General Conditions, with the prefix "SGC" added thereto.

SGC-1.01.A.8.

Add the following language to the end of Paragraph 1.01.A.8:

The Change Order form to be used on this Project is EJCDC No. C-941. Agency approval is required before Change Orders are effective.

SGC-1.01.A.48.

Add the following language at the end of the last sentence of Paragraph 1.01.A.48:

A Work Change Directive cannot change Contract Price or Contract Times without a subsequent Change Order.

SGC-1.01.A.49.

Add the following new Paragraph after Paragraph 1.01.A.48:

49. *Abnormal Weather Conditions* – Conditions of extreme or unusual weather for a given region, elevation, or season as determined by Engineer. Extreme or unusual weather that is typical for a given region, elevation, or season should not be considered Abnormal Weather Conditions.

The Contract completion time includes an allowance for an average number of inclement weather days as follows:

	JA N	FE B	MA R	AP R	MA Y	JU N	JU L	AU G	SE P	OC T	NO V	DE C	TO T
Precipitation	7	7	9	8	8	8	8	7	6	5	5	7	87
Freezing Temperature	10	6	1	0	-	-	-	-	-	-	1	5	22

TOTAL	17	13	10	8	8	8	8	7	6	5	6	12	109
--------------	-----------	-----------	-----------	----------	----------	----------	----------	----------	----------	----------	----------	-----------	------------

When number of days (including Saturdays, Sundays and Holidays) of Precipitation in excess of 0.1" per day or maximum daily temperature of 32 degrees F. exceed those shown above in any month, the CONTRACTOR shall be entitled to that number of additional days for contract completion.

- If, in the ENGINEER'S opinion, sustained bad weather conditions prevent satisfactory performance of the work, he may suspend operations for an executed period until weather conditions are favorable. In this event, contract completion time shall be extended an equal number of days. Upon suspension of the work by the ENGINEER, the CONTRACTOR shall properly protect his work during the suspension period.
- If the project is not completed within the specified time, the CONTRACTOR'S retainage may be used by the OWNER as one source of funds to compensate the ENGINEER for additional engineering services required because of time delays.

SGC-2.02.A

Amend the first sentence of Paragraph 2.02.A to read as follows:

Owner shall furnish to Contractor three copies of the Contract Documents (including one fully executed counterpart of the Agreement), and one copy in electronic portable document format (PDF).

SGC-4.01

Delete the following sentence from Paragraph 4.01A:

In no event will the Contract Times commence to run later than the ninetieth day after the day of Bid opening or the thirtieth day after the Effective Date of the Agreement, whichever date is earlier.

SGC-4.05

Replace the phrase "abnormal weather conditions" from Paragraph 4.05.C.2 and replace with "Abnormal Weather Conditions"

SGC-5.03

Add the following new paragraph after Paragraph 5.03B:

If any geotechnical exploration for the project was performed and reported, said report will be included as an Appendix. The geotechnical report shall be used as a reference.

SGC-5.06

Add the following new paragraph immediately after Paragraph 5.06.A.2:

3. If any Hazardous Environmental Conditions are found, reported, or know by the Owner for the project, said report will be included as an Appendix.

SGC-6.03

Add the following paragraphs after Paragraph 6.03.J:

K. The insurance required by this Paragraph shall include specific coverage and be written for not less than the limits of liability and coverages tabulated in Section 00901 – Special Conditions, or as required by law, whichever is greater.

SGC-7.04

Amend the third sentence of Paragraph 7.04.A by deleting the following words:

Unless the specification or description contains or is followed by words reading that no like, equivalent or “or-equal” item is permitted

SGC-7.04

Amend the last sentence of Paragraph 7.04.A.1.a.3 by striking out “and”, and adding a period at the end of said paragraph.

SGC-7.04

Delete Paragraph 7.04.A.1.a.4 in its entirety and insert the following in its place:

(Deleted)

SGC-7.06

Amend Paragraph 7.06.A by adding the following text to the end of the Paragraph:

The contractor shall not award work valued at more than fifty percent of the Contract Price to Subcontractor(s), without prior written approval of the Owner.

SGC-7.06

Delete Paragraph 7.06.B in its entirety and insert the following in its place.

(Deleted)

SGC-7.06

Amend the second sentence of Paragraph 7.06.E by striking out “Owner may also require Contractor to retain specific replacements; provided, however, that”.

SGC-10.03.A.

The Duties, Responsibilities, and Limitations of Authority of the Resident Project Representative will be as stated in the document attached to these Supplementary General Conditions.

SGC-13.02

Delete Paragraph 13.02.C in its entirety and insert the following in its place:

(Deleted)

SGC-15.01

Amend the second sentence of Paragraph 15.01B.1 by striking out the following text: “a bill of sale, invoice or other”.

SGC-15.01

Add the following new paragraph after Paragraph 15.01.B.3:

4. The Application for Payment form to be used on this Project is EJCDC No. C-620.

SGC-15.01

Add the following language at the end of Paragraph 15.01.B.3:

No payments will be made that would deplete the retainage, place in escrow any funds that are required for retainage, or invest the retainage for the benefit of the Contractor.

SGC-15.01

Delete Paragraph 15.01.D.1 in its entirety and insert the following in its place:

The Application for Payment with Engineer’s recommendations will be presented to the Owner for consideration. If both Owner find the Application for Payment acceptable, the recommended amount less any reduction under the provisions of Paragraph 15.01.E will become due twenty (20) days after the Application for Payment is presented to the Owner, and the Owner will make payment to the Contractor.

SGC-15.02

Amend Paragraph 15.02.A by striking out the following text: “no later than seven days after the time of payment by Owner” and inserting “no later than the time of payment by the Owner.”:

SGC-18.11

Add the following new paragraph after Paragraph 18.10:

18.11 Tribal Sovereignty.

- A. No provision of this Agreement will be construed by any of the signatories as abridging or debilitating any sovereign powers of the named Tribe; affecting the trust-beneficiary relationship between the Secretary of the Interior, Tribe and Indian landowner(s); or interfering with the government-to government relationship between the United States and the Tribe.

SGC-19 Add a new Article 19, “Federal Requirements,” after Article 18.

SGC-19.01

Add the following language at the beginning of Article 18 with the title “Agency Not a Party.”

- A. This Contract is expected to be funded in part with funds provided by Agency. Neither Agency, nor any of its departments, entities, or employees is a party to this Contract.

SGC-19.02

Add the following language after Article 19.01.A with the title “Contract Approval.”

- A. Owner and Contractor will furnish Owner’s attorney such evidence as required so that Owner’s attorney can complete and execute the following “Certificate of Owner’s Attorney” (Exhibit GC-A) before Owner submits the executed Contract Documents to Agency for approval.
- B. Concurrence by Agency in the award of the Contract is required before the Contract is effective.

SC 19.03

Add the following language after Article 19.02.B with the title “Conflict of Interest.”

- A. Contractor may not knowingly contract with a supplier or manufacturer if the individual or entity who prepared the plans and specifications has a corporate or financial affiliation with the supplier or manufacturer. Owner’s officers, employees, or agents shall not engage in the award or administration of this Contract if a conflict of interest, real or apparent, would be involved. Such a conflict would arise when: (i) the employee, officer or agent; (ii) any member of their immediate family; (iii) their partner or (iv) an organization that employs, or is about to employ, any of the above, has a financial interest in Contractor. Owner’s officers, employees, or agents shall neither solicit nor accept gratuities, favors or anything of monetary value from Contractor or subcontractors.

SC-19.04

Add the following language after Article 19.03.A with the title “Gratuities.”

- A. If Owner finds after a notice and hearing that Contractor, or any of Contractor’s agents or representatives, offered or gave gratuities (in the form of entertainment, gifts, or otherwise) to any official, employee, or agent of Owner or Agency in an attempt to secure this Contract or favorable treatment in awarding, amending, or making any determinations related to the performance of this Contract, Owner may, by written notice to Contractor, terminate this Contract. Owner may also pursue other rights and remedies that the law or this Contract provides. However, the existence of the facts on which Owner bases such findings shall be an issue and may be reviewed in proceedings under the dispute resolution provisions of this Contract.
- B. In the event this Contract is terminated as provided in paragraph 19.04.A, Owner may pursue the same remedies against Contractor as it could pursue in the event of a breach of this Contract by Contractor. As a penalty, in addition to any other

damages to which it may be entitled by law, Owner may pursue exemplary damages in an amount (as determined by Owner) which shall not be less than three nor more than ten times the costs Contractor incurs in providing any such gratuities to any such officer or employee.

SC-19.05

Add the following language after Article 19.04.B with the title “Audit and Access to Records.”

- A. Owner, Agency, the Comptroller General of the United States, or any of their duly authorized representatives, shall have access to any books, documents, papers, and records of the Engineer which are pertinent to the Agreement, for the purpose of making audits, examinations, excerpts, and transcriptions. Engineer shall maintain all required records for three years after final payment is made and all other pending matters are closed.

SC-19.06

Add the following language after Article 18.05.A with the title “Small, Minority and Women’s Businesses.”

- A. If Contractor intends to let any subcontracts for a portion of the work, Contractor shall take affirmative steps to assure that small, minority and women’s businesses are used when possible as sources of supplies, equipment, construction, and services. Affirmative steps shall consist of: (1) including qualified small, minority and women’s businesses on solicitation lists; (2) assuring that small, minority and women’s businesses are solicited whenever they are potential sources; (3) dividing total requirements when economically feasible, into small tasks or quantities to permit maximum participation of small, minority, and women’s businesses; (4) establishing delivery schedules, where the requirements of the work permit, which will encourage participation by small, minority and women’s businesses; (5) using the services and assistance of the Small Business Administration and the Minority Business Development Agency of the U.S. Department of Commerce; (6) requiring each party to a subcontract to take the affirmative steps of this section; and (7) Contractor is encouraged to procure goods and services from labor surplus area firms.

SGC-19.07 Add the following after Article 19.06.A with the title “Anti-Kickback.”

- A. Contractor shall comply with the Copeland Anti-Kickback Act (18 USC 874 and 40 USC 276c) as supplemented by Department of Labor regulations (29 CFR Part 3, “Contractors and Subcontractors on Public Buildings or Public Works Financed in Whole or in Part by Loans or Grants of the United States”). The Act provides that Contractor or subcontractor shall be prohibited from inducing, by any means, any person employed in the construction, completion, or repair of public facilities, to give up any part of the compensation to which they are otherwise entitled. Owner shall report all suspected or reported violations to Agency.

SGC-19.08

Add the following after Article 19.07.A with the title “Clean Air and Pollution Control Acts.”

- A. If this Contract exceeds \$100,000, Compliance with all applicable standards, orders, or requirements issued under section 306 of the Clean Air Act (42 U.S.C. 1857(h) and 42 USC 7401et. seq.), section 508 of the Clean Water Act (33 U.S.C. 1368) and Federal Water Pollution Control Act (33 USC 1251 et seq.), Executive Order 11738, and Environmental Protection Agency regulations (40 CFR part 15) is required. Contractor will report violations to the Agency and the Regional Office of the EPA.

SGC-19.09

Add the following after Article 19.08 with the title “State Energy Policy.”

- A. Contractor shall comply with the Energy Policy and Conservation Act (P.L. 94-163). Mandatory standards and policies relating to energy efficiency, contained in any applicable State Energy Conservation Plan, shall be utilized.

SGC-19.10 Add the following after Article 19.09 with the title “Equal Opportunity Requirements.”

- A. If this Contract exceeds \$10,000, Contractor shall comply with Executive Order 11246, “Equal Employment Opportunity,” as amended by Executive Order 11375, “Amending Executive Order 11246 Relating to Equal Employment Opportunity,” and as supplemented by regulations at 41 CFR part 60, “Office of Federal Contract Compliance Programs, Equal Employment Opportunity, Department of Labor.”
- B. Contractor’s compliance with Executive Order 11246 shall be based on its implementation of the Equal Opportunity Clause, specific affirmative active obligations required by the Standard Federal Equal Employment Opportunity Construction Contract Specifications, as set forth in 41 CFR Part 60-4 and its efforts to meet the goals established for the geographical area where the Contract is to be performed. The hours of minority and female employment and training must be substantially uniform throughout the length of the Contract, and in each trade, and Contractor shall make a good faith effort to employ minorities and women evenly on each of its projects. The transfer of minority or female employees or trainees from Contractor to Contractor or from project to project for the sole purpose of meeting Contractor’s goals shall be a violation of the Contract, the Executive Order, and the regulations in 41 CFR Part 60-4. Compliance with the goals will be measured against the total work hours performed.
- C. Contractor shall provide written notification to the Director of the Office of Federal Contract Compliance Programs within 10 working days of award of any construction subcontract in excess of \$10,000 at any tier for construction work under the Contract resulting from this solicitation. The notification shall list the name, address, and telephone number of the subcontractor; employer identification number; estimated dollar amount of subcontract; estimated starting and completion dates of the subcontract; and the geographical area in which the Contract is to be performed.

SGC-19.11**Add the following after Article 19.10.C:**

19.11 Restrictions on Lobbying.

- A. Contractor and each subcontractor shall comply with Restrictions on Lobbying (Public Law 101-121, Section 319) as supplemented by applicable Agency regulations. This Law applies to the recipients of contracts and subcontracts that exceed \$100,000 at any tier under a Federal loan that exceeds \$150,000 or a Federal grant that exceeds \$100,000. If applicable, Contractor must complete a certification form on lobbying activities related to a specific Federal loan or grant that is a funding source for this Contract. Each tier certifies to the tier above that it will not and has not used Federal appropriated funds to pay any person or organization for influencing or attempting to influence an officer or employee of any agency, a member of Congress, or an employee of a member of Congress in connection with obtaining any Federal contract, grant, or any other award covered by 31 USC 1352. Each tier shall disclose any lobbying with non-Federal funds that takes place in connection with obtaining any Federal award. Certifications and disclosures are forwarded from tier to tier up to the Owner. Necessary certification and disclosure forms shall be provided by Owner.

SGC-19.12**Add the following after Article 19.11.A :**

19.12 Environmental Requirements.

When constructing a project involving trenching and/or other related earth excavations, Contractor shall comply with the following environmental constraints:

- A. Wetlands – When disposing of excess, spoil, or other construction materials on public or private property, Contractor shall not fill in or otherwise convert wetlands.
- B. Floodplains – When disposing of excess, spoil, or other construction materials on public or private property, Contractor shall not fill in or otherwise convert 100 year floodplain areas delineated on the latest Federal Emergency Management Agency Floodplain Maps, or other appropriate maps, i.e., alluvial soils on NRCS Soil Survey Maps.
- C. Historic Preservation – Any excavation by Contractor that uncovers an historical or archaeological artifact shall be immediately reported to Owner and a representative of Agency. Construction shall be temporarily halted pending the notification process and further directions issued by Agency after consultation with the State Historic Preservation Officer (SHPO).
- D. Endangered Species – Contractor shall comply with the Endangered Species Act, which provides for the protection of endangered and/or threatened species and critical habitat. Should any evidence of the presence of endangered and/or threatened species or their critical habitat be brought to the attention of Contractor, Contractor will immediately report this evidence to Owner and a representative of Agency. Construction shall be temporarily halted pending the notification process

and further directions issued by Agency after consultation with the U.S. Fish and Wildlife Service.

- E. Mitigation Measures – If the project had an Environmental Report, Environmental Assessment, or Environmental Impact Statement to meet the requirements of the National Environmental Policy Act, compliance with the mitigation measures, if any, in that document are hereby included as a condition of this contract.

DIVISION 01

GENERAL REQUIREMENTS

SECTION 011000**SUMMARY****PART 1 - GENERAL****1.01 SUMMARY**

- A. This Section includes the following:
1. Work covered by the Contract Documents.
 2. Sequence of Operations.
 3. Utility Shutdowns
 4. Temporary Systems
 5. Use of premises.
 6. Specification formats and conventions.

1.02 WORK COVERED BY CONTRACT DOCUMENTS

- A. The Contractor shall provide all material, services, labor, tools and equipment, necessary to construct this project. The following is a brief description of the major work items included in the contract:

The scope of work for this project is the replacement of approximately 9,000 LF of 8" Ductile Iron and 4" PVC water main. This shall include the reconnection of existing meters to the new main. Replace the Concord, US 68 (Office) and Blue Licks pump stations, and demo the East Union pump station, Blue Licks pump station, and the office pump station. A new RTU will be required at the East Union pump station. Approximately 5 new setters will be required as well as two cut and plugs on an existing AC water main. The contractor shall provide a new portable generator as described in the specifications. **The owner requests the contractor make every effort to provide shop drawings on the pump stations as soon as possible.**

Contractor shall be responsible for maintaining one portable toilet on the site for the duration of the project and shall be close to the work at hand.

1.03 SEQUENCE OF OPERATIONS

Refer to Section 011213

1.04 UTILITY SHUTDOWNS

- A. One-week advance notice to the Owner is required prior to commencing any work that will require the temporary shutdown of normal tank performance unless of an emergency in nature.
- B. Length of shutdowns on the existing system should be pre-determined before construction by owner, engineer, and contractor.

1.05 TEMPORARY SYSTEM (S)

- A. All temporary water lines and hoses shall be depressurized and all temporary electrical lines and equipment de-energized when not in use and at the end of each workday.

1.06 SPECIFICATION FORMATS AND CONVENTIONS

- A. Specification Format: The Specifications are organized into Division and Sections using the Master Format 2016 division format.

PART 2 - PRODUCTS

Not used

PART 3 - EXECUTION

Not used

- END OF SECTION -

SECTION 011213**WORK SEQUENCE****PART 1 - GENERAL****1.01 WORK INCLUDED**

The Contractor shall submit to the Engineer for review and acceptance a complete schedule of his proposed sequence of construction operations and payment prior to commencement of work. However, the Engineer shall not accept a construction schedule that fails to utilize the entire time allocated for the construction of the water system extension. This schedule requirement in no way prevents the Contractor from completing the project in a shorter time frame than scheduled. The construction schedule shall be submitted and approved by the Owner prior to the submittal of the first partial payment request. A revised construction schedule shall be submitted with every subsequent partial payment request. This revised schedule must be approved by the Owner prior to payment. **The sequence of work must be completed as set forth in the construction plans.**

1.02 RELATED WORK

A. Section 011000 - Summary of Work.

1.03 ADDITIONAL INFORMATION

Any delays caused by the Contractor shall be at his expense and at no cost to the Owner or Engineer.

- END OF SECTION -

SECTION 01016**OCCUPANCY****PART 1 - GENERAL****1.01 WORK INCLUDED**

- A. The Contractor shall be aware that after each major portion of the project is completed, the Contractor shall notify the Engineer that those specific operations are complete and prior to replacing that portion of the work into service shall request an interim inspection of the work to be returned to or placed into service.
- B. The interim inspection requested by the Contractor shall not preclude or supersede the final inspection of the project or reduce the Contractor's responsibility for the completed portion prior to final acceptance of the work by the Owner.
- C. The Contractor shall provide all necessary temporary controls and other items required for operation of all work placed into service prior to final acceptance as required. At such time as new controls, etc. are complete and functioning, the Contractor shall remove all temporary installed items.

- END OF SECTION -

SECTION 011400
GENERAL PROVISIONS

PART 1 - GENERAL

1.01 DESIGNATION OF PARTIES

- A. All references in the Specifications, Contract Documents and Drawings to "Owner" shall mean **Nicholas County Water District, 1639 Old Paris Road, Carlisle, Kentucky 40311**; all references to "Engineer" shall mean **Bluegrass Engineering, PLLC, 222 East Main Street, Suite 1, Georgetown, Kentucky 40324**.

1.02 EXPERIENCE CLAUSE

- A. Wherever experience is required of equipment manufacturers in manufacturing or in records of satisfactory operation for a specified period of time, in lieu of the experience, the manufacturer may furnish a 100 percent (100%) performance guarantee bond or a cash deposit. The bond or cash deposit provided by the manufacturer shall guarantee replacement of the equipment process in the event of failure or unsatisfactory service. The period of time for which the bond or cash deposit is required shall be the same as the experience period of time specified.

1.03 ACCESS TO INSPECTION OF WORK

- A. Representatives of the State Department of Health, the State Department for Natural Resources and Environmental Protection, local public health agencies, Owner, and Engineer shall at all times have full access to the project site for inspection of the work accomplished under this Contract and for inspection of all materials intended for use under the Contract. The Contractor shall provide proper facilities for such access and inspection.

1.04 PRE-CONSTRUCTION CONFERENCE

- A. The Contractor, Engineer and Owner, or their duly appointed representative, shall meet in a preconstruction conference prior to the initiation of construction to organize, schedule and determine responsibilities for the work as it pertains to each party of the Contract.

1.05 CONSTRUCTION SCHEDULE CHART

- A. Prior to start of any construction, the Contractor shall furnish a construction schedule or progress chart. The schedule or chart shall be subject to the approval of the Engineer, and be of sufficient detail to show the chronological relationship of all activities of the project, the order in which the Contractor proposes to carry on the work, estimated starting and completion dates of major features, procurement of materials, and scheduling of equipment. The schedule shall be in a form suitable for appropriately indicating the percentage of work scheduled for completion at any time. The schedule shall be kept current and shall reflect

completion of all work under the Contract within the specified time and in accordance with these Specifications.

1.06 CONSTRUCTION PROGRESS MEETINGS

- A. Monthly construction progress meetings shall be held at the project site or at a designated location established by the Owner. The Contractor, appropriate Sub-Contractors, the Engineer and the Owner shall meet to review construction progress, equipment or material submittals, construction schedules, etc.

1.07 PRECONSTRUCTION PHOTOGRAPHS

- A. Prior to construction and mobilization of equipment, Contractor shall take record photographs of all areas of the project site.
- B. In lieu of photographs, a videographic record may be made of the project site.

1.08 CLEANING

- A. The Contractor shall at all times keep the construction site and the surrounding area presentable to the public, and clean of rubbish caused by the Contractor's operation. At completion of the work, the Contractor shall remove all the rubbish, all tools, equipment, temporary work and surplus materials, from and about the premises, and shall leave the site clean and ready for use.
- B. After completion of all work and before final acceptance of the work, the Contractor shall thoroughly clean all equipment and materials and shall remove all foreign matter such as grease, dirt, plaster, labels, stickers, etc., from the exterior of the piping, equipment and all associated fabrication.
- C. All waste and excess materials shall be disposed of off the project site and at no additional expense to the Owner. In no case shall waste materials (any removed concrete, piping, equipment, etc.) be buried on the site. Burning is not permitted.
- D. Upon completion of the project, the Contractor is responsible for leaving the project site in as good as or better condition than the original. This includes site grading, landscaping, replacement of sidewalks, driveways, curbs, mailboxes, clotheslines, fences, etc. and removal of all construction debris.

1.09 TAXES

- A. Proposals shall be made to include any applicable taxes on payrolls, materials, equipment, vehicles, utilities, etc., including State sales taxes and shall include compensation for such taxes on all work under this Contract.

1.10 COMPLIANCE WITH SAFETY REGULATIONS

- A. The equipment items furnished shall comply with all governing federal and state laws regarding safety, including all current requirements of the Occupational Safety and Health Act (OSHA). Contractor shall be solely responsible for job safety in accordance with all laws, regulations, methods, etc. of OSHA and the state.

1.11 OBSTRUCTIONS

- A. In cases where storm sewers, sanitary sewers, gas lines, water lines, telephone lines, electric lines or other underground structures are encountered, they shall not be displaced or molested unless necessary, in which case they shall be replaced in as good a condition as found and as quickly as possible.
- B. The Contractor is responsible for notifying the appropriate utility companies, and coordinating the protection of the utility. All such lines or underground structures damaged or molested in the construction shall be replaced at the Contractor's expense, unless in the opinion of the Engineer, such damage was caused through no fault of the Contractor.

1.12 STORAGE FACILITIES

- A. The Contractor shall be responsible for proper and adequate storage of all materials and equipment used on the site. Any additional off-site space required for construction purposes shall be the Contractor's responsibility to obtain.
- B. Upon completion of the work, the Contractor shall remove all storage facilities, surplus materials and equipment and restore the site to its original condition, or to the finished condition as required by the Contract.

1.13 STANDARDS OF WORKMANSHIP

- A. Work of all crafts and trades shall be laid out to lines and elevations as established by the Contractor from the Drawings or from instructions by the Engineer. Unless otherwise shown, all work shall be plumb and level, in straight lines and true planes, parallel or square to the established lines and levels. The work shall be accurately measured and fitted to tolerance as established by the best practices of the crafts and trades involved, and shall be as required to fit all parts of the work carefully and neatly together.

1.14 PERFORMANCE AND PAYMENT BONDS

- A. Performance and payment bonds, as specified in of the General Conditions, shall run for a period of one (1) year after final acceptance of the work by the Owner. These bonds shall be executed on the forms provided as a part of the Contract Documents.

1.15 INITIAL START-UP AND OPERATION

- A. The initial operation period provided for herein is to check and provide the satisfactory mechanical operation of the facilities. These requirements for start-up and operation in no way relieve the Contractor of his responsibility with respect to guaranty of work as specified in the "General Conditions." The manufacturer's representatives shall be present during this period to instruct the operators in the care, operation and maintenance of the equipment. When the shakedown period is completed, the Owner will assume responsibility for maintenance and operation, provided that all major items of the Work are operating satisfactorily.

- B. If any or all of the facilities are not operating satisfactorily at the end of the shakedown period, the Contractor shall continue to maintain those facilities that are incomplete or not operating satisfactorily until they are complete and acceptable to the Owner. Maintenance by the Contractor shall include all mechanical facilities such as pumps and like equipment. Prior to start-up, the Contractor will be required to prepare an operating schedule detailing the proposed start-up and his plans for manpower and auxiliary facilities to be provided.

1.16 GUARANTY

- A. Except as otherwise specified herein, the Contractor shall guarantee all work from latent defects in materials, equipment and workmanship for one (1) year from the date of final completion of the Contract. The date of final completion shall be that date upon which the final estimate is approved by the Owner or the date of substantial completion as defined in Section 01 77 00 of the technical Specifications. In case any date but the date of final completion is established to govern the time of the Guaranty, such date shall be duly recorded together with the terms and conditions of such agreement.
- B. The Contractor agrees that he will obtain from the manufacturers of equipment and materials furnished under this Contract, guarantees against defective materials and workmanship, and if those guarantees furnished by the manufacturer do not extend for the term of one (1) year from and after the date upon which the final estimate is formally approved by the Owner or other established date as set forth hereinbefore, he shall make the necessary arrangements and assume all cost for extending this guarantee for the required period.
- C. The Contractor shall promptly make such repairs or replacement as may be required under the above specified guarantee, and, when the repairs or replacements involve one or more items of installed equipment, shall provide the services of qualified factory-trained servicemen in the employ of the equipment manufacturers to perform or supervise the repairs or replacements.
- D. When the Engineer or the Owner deems it necessary, and so orders, such replacements or repairs under this section shall be undertaken by the Contractor within twenty-four (24) hours after service of notice. If the Contractor unnecessarily delays or fails to make the ordered replacements or repairs within the time specified, or if any replacements or repairs are of such nature as not to admit of the delay incident to the service of a notice, then the Owner shall have the right to make such replacements or repairs, and the expense thereof shall be paid by the Contractor or deducted from any moneys due the Contractor.
- E. The Performance Bond shall remain in full force and effect throughout the Guaranty period.
- F. All warranties and guarantees remaining in effect at and beyond the Guaranty expiration date shall be relinquished and transferred to the Owner. Copies of such warranty/guaranty shall be submitted to the Engineer prior to date of the start of the guaranty period.

1.17 TRAFFIC CONTROL AND MAINTENANCE

- A. Traffic shall be maintained on all highways and streets at all times during construction of pipe lines across or along side said highways and streets. Access

to all existing subdivisions and private residences shall also be kept open. Work shall be performed in accordance with applicable City, County, and State Department of Transportation guidelines. Traffic control shall include proper signing and flagging per these guidelines.

- B. Traffic shall be maintained in accordance with the Manual on Uniform Traffic Control Devices. Work shall include all labor and materials necessary for construction and maintenance of traffic control devices and markings.
- C. Traffic control shall also include all flag persons and traffic control devices such as, but not limited to, flashers, signs, barricades and vertical panels, plastic drums (steel drums will not be permitted) and cones necessary for the control and protection of vehicular and pedestrian traffic as specified by the Manual on Uniform Traffic Control Devices.
- D. Any temporary traffic control items, devices, materials, and incidentals shall remain the property of the Contractor when no longer needed.
- E. The Contractor shall maintain a two-lane traveled way with a minimum lane width of 10 feet; however, during working hours, one-way traffic may be allowed at the discretion of the Engineer, provided adequate signing and flagpersons are at the location.
- F. The Contractor shall fully cover with plywood any signs, either existing, permanent or temporary, which do not properly apply to the current traffic phasing, and shall maintain the covering until the signs are applicable or are removed.
- G. In general, all traffic control devices shall be placed starting and proceeding in the direction of the flow of traffic and removed starting and proceeding in the direction opposite to the flow of traffic.
- H. The Engineer and Contractor shall review the signing before traffic is allowed to use lane closures, crossovers, or detours, and all signing shall be approved by the Engineer before work can be started by the Contractor.
- I. If traffic should be stopped due to construction operations and an emergency vehicle on an official emergency run arrives on the scene, the Contractor shall make provisions for the passage of that vehicle immediately.

1.18 PROTECTION OF VEGETATION

- A. Reasonable care shall be taken during construction to avoid damage to vegetation. Ornamental shrubbery and tree branches shall be temporarily tied back, where appropriate, to minimize damage. Trees which receive damage to branches shall be trimmed of those branches to improve the appearance of the tree. Tree trunks receiving damage from equipment shall be treated with a tree dressing.

PART 2 - PRODUCTS

(Not Applicable)

PART 3 – EXECUTION

(Not Applicable)

- END OF SECTION -

SECTION 012200
MEASUREMENT AND PAYMENT

PART 1 - GENERAL

1.01 WORK INCLUDED

The Contractor shall furnish all necessary labor, machinery, tools, apparatus, equipment, materials, equipment, service, other necessary supplies and perform all work, including all excavation, backfilling, & cleanup (without additional compensation, except where specifically set out in these specifications) at the unit or lump sum prices for the following items.

1.02 PROGRESS AND PAYMENTS SCHEDULES

- A. Contractor shall submit to Engineer, for approval, a construction schedule within ten (10) days upon execution of the AGREEMENT. Construction schedule shall show work completed in dollars versus contract time. Schedule must be approved by ENGINEER prior to any payments being made.
- B. Within ten (10) days after the date of formal execution of the CONTRACT AGREEMENT, the Contractor shall prepare and submit to the Engineer, for approval, a periodic estimate which depicts the Contractor's cost for completing the contract requirements and show by major unit of the project work, the Contractor's dollar value for the material and the labor (two separate amounts) to be used as a basis for the periodic payments. The Contractor's periodic estimate must be approved by the Engineer before any payments will be made on this contract.
- C. The Engineer's decision as to sufficiency and completeness of the Contractor's construction schedule and periodic estimate will be final.
- D. The Contractor must make current, to the satisfaction of the Engineer, the construction schedule and periodic estimate each time he requests a payment on this contract.
- E. The Contractor's construction schedule and periodic estimate must be maintained at the construction site available for inspection and shall be revised to incorporate approved change orders as they occur.
- F. When the Contractor requests a payment on this contract, it must be on the approved periodic estimate and be current. Further, the current periodic estimate and construction schedule (both updated and revised) shall be submitted for review and approval by the Engineer before monthly payments will be made by the Owner. The Contractor shall submit six (6) current copies of each (periodic estimate and construction schedule) when requesting payment.

1.03 CONDITIONS FOR PAYMENT

- A. The Owner will make payments for acceptable work in place and materials properly stored on-site. The value of payment shall be as established on the approved construction schedule and periodic estimate, EXCEPT the Owner will retain five percent (5%) of the work in place and a percentage as hereinafter listed for items properly stored or untested.
- B. No payment will be made for stored materials unless a proper invoice from the supplier is attached to the pay request. Further, no item whose value is less than \$1,000 will be considered as stored materials for pay purposes.

UNIT PRICES

- C. Payment for stored materials that are submitted with each monthly pay request will require documentation from the material supplier indicating that those items have been paid. Proof of payment for stored materials shall be in the form of "paid invoice" receipts or cancelled checks. Failure to provide adequate documentation will result in delays in processing subsequent pay requests.
- D. Payment for pipeline items shall be limited to eighty percent (80%) of the bid price until the pipeline items have been tested and clean up has been completed and accepted by the Engineer.
- E. Payment for equipment items shall be limited to eighty-five percent (85%) of their scheduled value (materials portion only) until they are set in place. Eighty-five percent (85%) for stored materials and equipment shall be contingent on proper on-site storage as recommended by the manufacturer or required by the Engineer.
- F. Payment for equipment items set in place shall be limited to ninety percent (90%) of their scheduled value until they are ready for operation and have been certified by the manufacturer. Ninety percent (90%) payment for installed equipment shall be contingent on proper routine maintenance of the equipment in accordance with the manufacturer's recommendations.
- G. Payment for equipment items set in place and ready for operation shall be limited to ninety-five percent (95%) of their scheduled value until all acceptance tests have been completed and the required manufacturer's pre-startup operator's training has been completed.
- H. Payment for the labor portion of equipment items will be subject only to the degree of completeness and the appropriate retainage.
- I. The retainage shall be an amount equal to 5% of said estimate. The retainage on the equipment items shall be 5% as defined hereinbefore.
- J. If at any time thereafter when the progress of the WORK is not satisfactory or determine that the Contractor is not making satisfactory progress, additional amounts may be retained.

1.04 DETERMINATION OF THE VALUE OF EXTRA (ADDITIONAL) OR OMITTED WORK

- A. The value of extra (additional) or omitted work shall be determined in one or more of the following ways:
 1. On the basis of the actual cost of all the items of labor (including on-the-job supervision), materials and use of equipment, plus a maximum 20% for added work or a minimum 20% for deleted work which shall cover the Contractor's general supervision, overhead and profit. In case of subcontracts, the sum of total overhead amounts of the subcontractors and Contractor, plus total profit amounts for the subcontracts and Contractor shall not exceed 25% of the cost. Subcontractors shall be limited to 15% and Contractors shall be limited to 10% for combined overhead and profit. The cost of labor shall include required insurance, taxes and fringe benefits. Contractor to provide detailed breakdown of all cost as justification of change in work. Equipment costs shall be based on current rental rates in the areas where the work is being performed, but in no case shall such costs be greater than the current rates published by the Associated Equipment Distributors, Chicago, Illinois.
 2. By estimate and acceptance in a lump sum.

3. By unit prices named in the Contract or subsequently agreed upon.
- B. Provided, however, that the cost or estimated cost of all extra (additional) work shall be determined in advance of authorization by the Engineer and approved by the Owner.
- C. All extra (additional) work shall be executed under the conditions of the original Contract. Any claim for extension of time shall be adjusted according to the proportionate increase or decrease in the final total cost of the work unless negotiated on another basis.
- D. Except for over-runs in contract unit price items, no extra (additional) work shall be done except upon a written change Order from the Engineer, and no claim on the part of the Contractor for pay for extra (additional) work shall be recognized unless so ordered in writing by the Engineer.
- E. Change Orders to the construction contract must comply with DOW Procurement Guidance for Construction and Equipment Contracts. Contract requires cost, pricing, and certification for change orders exceeding \$25,000 as required by DOW Procurement Guidance for Construction and Equipment Contracts.

PART 2 – PRODUCTS

2.01 NEW WATER MAIN

Payment for installing **NEW WATER MAIN** will be made at the contract unit price per linear foot, complete in place, which shall include compensation for furnishing 8" Ductile Iron **class 350** pipe and 4" **class 200** PVC pipe, trenching (including rock excavation), earth or Class I material bedding, thrustblocking, earth backfill, fittings, grip rings, #12 tracer wire (attached to top of pipe), crushed stone for gravel driveways, crushed stone for asphalt driveways, (asphalt replacement included) disinfection, clean up and restoration of all disturbed areas, including seeding and mulching as required, testing, sampling, chlorination and all appurtenances required. Also included are all costs associated with traffic control and the moving and resetting of mailboxes. The quantity of water mains to be paid for shall be the length of the completed line as measured along its centerline without any deduction for lengths of fittings, valves or other appurtenances. **Rough cleanup shall be completed at the end of each work day.**

2.02 TAPPING SLEEVE AND VALVE

Payment for **TAPPING SLEEVE AND VALVE** at the location listed shall include all materials and labor necessary for making a connection to the existing water main as shown on the plans. Payment will be made per connection. It shall include any fittings, valve, tapping sleeve, and box to make a complete installation. Size of the piping will be paid as one price and will not be differentiated.

2.03 CUT AND PLUG EXISTING WATER MAIN

Payment for **CUTTING AND PLUGGING EXISTING WATER MAIN** shall include all materials and labor necessary for completing the disconnection of the existing water line. This will be paid per cut and plug and will include piping, mechanical joint cap, grip rings, concrete blocking and other appurtenances required to complete the installation. Size of the piping will be paid as one price and will not be differentiated.

2.04 GATE VALVE & BOX

Payment for **GATE VALVES** shall be made at the contract unit price per installation for the various sizes as listed on the bid schedule. This work shall include valve boxes with lids, hauling, trenching (including rock excavation), bedding, laying, jointing, backfilling, concrete supports and concrete valve box protector ring with copper locate pen.

2.05 FLUSHING HYDRANT ASSEMBLY

Payment for **FLUSHING HYDRANT ASSEMBLIES** shall be made at the unit price, complete in place, which shall include all 6" hydrants, piping, fittings, gate valve and valve box and cover, 6 feet of connecting pipe, concrete blocking and supporting pad, drainage bed, stainless steel all thread rods and nuts, wrenches, and all other materials and labor necessary to complete the installation.

2.06 STEEL CASING BORE AND JACK

Payment for **STEEL CASING, BORE & JACK** shall be paid for at the contract unit price per linear foot of steel encasement pipe for the various sizes and types as listed on the bid schedule. This work shall include the encasement pipe, complete in place with fittings, spacers, end seals, skids, blocking, line markers on each side of crossed roadway, and or railroads, and all items necessary for its construction and installation. Carrier pipe is paid separately under item 2.01.

2.07 BLOW OFF ASSEMBLY

Payment for the **BLOW OFF ASSEMBLY** as shown on the standard details will be paid as a unit price and include the gate valve, valve box, fittings, pipe, concrete pad, cap and any other items to make a complete installation. All sizes will be paid the same

2.08 PVC CASING OPEN CUT

Payment shall be on a linear foot basis and shall include all materials and labor necessary for completing the installation of open cut casing. This shall include PVC casings across asphalt driveways and below or near proposed culvert work as shown on the cross sections and plans. Also included in the driveway crossings is full depth crushed stone DGA, and cutting of existing asphalt. **Asphalt replacement will be paid in NEW WATER MAIN, 2.01.**

2.09 3/4" AIR RELEASE VALVE

Payment for the 3/4" **AIR RELEASE VALVE** shall include all materials and labor for the installation of 3/4" air release valve, including the saddle, corp, ball valve, box and lid, and as shown on the plans.

2.10 1" ADDITIONAL SERVICE LINE

Payment for this item shall include any services that extend beyond the 125 LF maximum as detailed in Section 2.12 and Section 2.16.

2.11 NEW SETTERS IN EXISTING METER BOXES

Payment for this line item shall include all materials and labor for the installation of a 5/8" x 3/4" standard coppersetter in an existing service line. This shall include the removal of the existing meter, installation of the coppersetter with appurtenances, and the reinstallation of the existing meter.

2.12 DEMOLITION OF EXISTING EAST UNION, CONCORD AND US 68 (OFFICE) PUMP STATIONS

Payment shall include all materials and labor for the removal of the existing East Union, Concord and US 68 (Office) Pump Stations and the disposal of all materials within. This shall include the deconnection of electrical power to the station and cut and plugging the existing line. Cut and plugging of the line will be paid in this pay item and not in Item 2.03. The existing pump and motor shall be delivered to the NCWD. Also included shall be the seeding and mulching of the existing ground conditions.

2.13 US 68 (OFFICE) BOOSTER PUMP STATION – PREFABRICATED

The pump station work will be paid as a lump sum and shall include the following: materials, labor, taxes, bonds, and insurance. The work shall be completed in place as shown on the construction drawings and shall adhere to the contents of these specifications. The replacement price will also include but is not limited to the following: Exterior piping, gate valves, and connections, meter and meter box, concrete floor, strainer, 20/10 HP pumps, motors, control panel, VFD's, heater, valves, painting, site piping, interior piping, grip rings, fittings, seeding, clean-up, permits, site work, drain piping, gravel, electric, insulation, roofing, siding, rebar and other building materials, and all other items necessary for a complete installation as shown in the plans and specifications. The existing RTU shall be reconnected to the new pump station. No fencing required.

2.14 BLUE LICKS BOOSTER PUMP STATION – BUILD IN PLACE

The pump station work will be paid as a lump sum and shall include the following: materials, labor, taxes, bonds, and insurance. The work shall be completed in place as shown on the construction drawings and shall adhere to the contents of these specifications. The replacement price will also include but is not limited to the following: Exterior piping, gate valves, and connections, meter and meter box, concrete floor, strainer, 30 HP pumps, motors, control panel, VFD's, heater, valves, painting, site piping, interior piping, grip rings, fittings, seeding, clean-up, permits, site work, drain piping, fencing, gravel, electric, insulation, roofing, siding, concrete block, rebar and other building materials, and all other items necessary for a complete installation as shown in the plans and specifications. The existing RTU shall be reconnected to the new pump station.

2.15 EAST UNION BOOSTER PUMP STATION – BUILD IN PLACE

The pump station work will be paid as a lump sum and shall include the following: materials, labor, taxes, bonds, and insurance. The work shall be completed in place as shown on the construction drawings and shall adhere to the contents of these specifications. The replacement price will also include but is not limited to the following: Exterior piping, gate valves and connections, meter and meter box, concrete floor, strainer, 25 HP pumps, motors, control panel, VFD's, heater, valves, painting, site piping, interior piping, grip rings, fittings, seeding, farm fencing, and farm gates, clean-up, permits, site work, drain piping, chain link fencing, gravel, electric, insulation, roofing, siding, concrete block, rebar and other building materials, and all other items necessary for a complete installation as shown in the plans and specifications. A new RTU and antenna will be required. Payment for road bores and PVC piping will be paid in 2.01 and 2.06, respectively.

2.16 PORTABLE GENERATOR

Payment shall be made on a lump sum basis to provide a trailer mounted mobile generator. The generator shall be a QAS 70 JD iT4 generator with 62 kW rated standby power 56 kW rated prime power generator or approved equal that meets all ISO 9001 quality assurance regulations. Product shall have a 1 year warranty or 1000 hours whichever occurs first. The supplier shall provide 8 hours of training in the use of the generator.

2.17 CONNECTION TO EXISTING WATER MAIN

Payment for connecting to an existing water main at the location listed on the plans shall include all materials and labor necessary for making a connection to the existing water main. Payment will be made per connection and will include tees, grip rings, thrust blocks, fittings and a maximum of 20 LF of pipe. Sizes will not be differentiated.

2.18 RECONNECT EXISTING METER TO NEW WATER MAIN

Payment will be made for a complete installation that includes up to 125 LF of ¾" or 1" service line and shall also include all excavation, saddles, corp stops, inserts, replacement of existing service tubing, and labor to return an existing customer to service after installation, testing, sterilization of the new main. **All service line shall be ¾" or 1" Polyethylene Class 250. Size of service line will be determined by size of existing service line or if specifically stated on plans.**

2.19 PIPELINE MARKERS

Payment for pipeline markers shall be on a per unit basis and shall include the materials, and labor for the complete installation. The location of the markers shall be determined by the owner/engineer in the field.

PART 3 - EXECUTION

3.01 PAY ITEMS

- A. The pay items listed herein before refer to the items listed in the Bid Schedule and cover all of the pay items under the base bid for this contract.
- B. Any and all other items of work listed in the specifications or shown on the Contract Drawings for this contract shall be considered incidental to and included in those pay items.

3.02 QUANTITIES OF ESTIMATE

- A. Wherever the estimated quantities of work to be done and materials to be furnished under this Contract are shown in any of the documents, including the Bid Proposal, they are given for use in comparing bids and the right is especially reserved except as herein otherwise specifically limited, to increase or diminish them as may be deemed reasonably necessary or desirable by the Owner to complete the work contemplated by this Contract, and such increase or diminution shall not give cause for claims or liability for damages. The Engineer will not be financially responsible for any omissions from the Contract Documents and therefore not included by the Contractor in his proposal.
- B. Aerial photographs utilized for plan sheets in the Contract Documents are indicated at an approximate scale and shall not be scaled for quantity take-offs. The pipeline quantities listed in the Bid Schedule are given for use in comparing bids and may not be the actual quantities to be installed. It is the Contractor's responsibility to field verify the length and quantities of pipeline to be installed prior to the ordering of materials. Payment on unit price contracts are based on actual quantities installed. The Owner or Engineer will not be financially responsible for any shortage of pipe or overrun of pipe ordered for the pipeline quantities.
- C. The actual quantities of all materials to be used for this project shall be field verified prior to the Contractor ordering the necessary materials. The quantity listed in the bid schedule

is given for use in comparing bids and may increase or diminish as may be deemed necessary or as directed by the Owner. Any such increase or diminution shall not give cause for claims or liability for damages. The Engineer or Owner will not be financially responsible for any charges incurred for restocking of materials ordered.

- END OF SECTION -

SECTION 012500**PRODUCTS AND SUBSTITUTIONS****PART 1 - GENERAL****1.01 DESCRIPTION OF REQUIREMENTS**

- A. General: Substitution of materials and/or equipment is defined in Paragraph 6.7.1 of the General Conditions and more fully hereinafter.
- B. Definitions: Definitions used in this paragraph are not intended to negate the meaning of other terms used in the Contract Documents including such terms as "specialties", "systems", "structure", "finishes", "accessories", "furnishings", "special construction" and similar terms. Such terms are self-explanatory and have recognized meanings in the construction industry.
1. "Products" are items purchased for incorporation in the Work, regardless of whether they were specifically purchased for the project or taken from the Contractor's previously purchased stock. The term "product" as used herein includes the terms "material", "equipment", "system" and other terms of similar intent.
 2. "Named Products" are products identified by use of the manufacturer's name for a product, including such items as a make or model designation, as recorded in published product literature, of the latest issue as of the date of the Contract Documents.
 3. "Materials" are products that must be substantially cut, shaped, worked, mixed, finished, refined or otherwise fabricated, processed, or installed to form units of work.
 4. "Equipment" is defined as a product with operational parts, regardless of whether motorized or manually operated, and in particular, a product that requires service connections such as wiring or piping.
- C. Substitutions: The Contractor's requests for changes in the products, materials, equipment and methods of construction required by the Contract Documents are considered requests for "substitutions", and are subject to the requirements specified herein. The following are not considered as substitutions:
1. Revisions to the Contract Documents, where requested by the Owner, Engineer are considered as "changes" not substitutions.
 2. Substitutions requested during the bidding period, which have been accepted prior to the Contract Date, are included in the Contract Documents and are not subject to the requirements for substitutions as herein specified.
 3. Specified Contractor options on products and construction methods included in the Contract Documents are choices available to the Contractor and are not subject to the requirements for substitutions as herein specified.
 4. Except as otherwise provided in the Contract Documents, the Contractor's determination of and compliance with governing regulations and orders as issued by governing authorities do not constitute "substitutions" and do not constitute a

basis for change orders.

- D. Standards: Refer to Division-01 section "Definitions and Standards" for applicability of industry standards to the products specified for the project, and for acronyms used in the text of the specification sections.

1.02 RELATED DOCUMENTS

- A. Drawings and general provisions of Contract, including General and Supplementary Conditions and other Division-01 Specification sections, apply to Work of this Section.

1.03 SUBMITTALS

The information required to be furnished for evaluation of product substitution will be as follows:

- A. Performance capabilities, and materials and construction details will be evaluated based upon conformance with the Specifications. Products that do not conform with the Specification shall not be accepted.
- B. Manufacturer's production and service capabilities, and evidence of proven reliability will be acceptable if the following is furnished.
 - 1. Written evidence that the manufacturer has not less than (3) years experience in the design and manufacture of the substitute product.
 - 2. Written evidence of at least one application, of a type and size similar to the proposed substitute product, in successful operation in a wastewater treatment plant for a period of at least one year.
 - 3. In lieu of furnishing evidence of a manufacturer's Experience and successful operation of an application of the product to be substituted, the Contractor has the option of furnishing a cash deposit or bond which will guarantee replacement if the product the furnished does not satisfy the other requirements specified in this section. The amount of each deposit or bond will be subject to the approval.
- C. Specific reference to characteristics either superior or inferior to specified requirements will be evaluated based on their net effect on the project. Products with any characteristics inferior to those specified will not be acceptable unless offset by characteristics that, in the opinion of the Engineer, will cause the overall effect of the product on the project to be at least equal to that of those specified.

1.04 QUALITY ASSURANCE

- A. Source Limitations: To the fullest extent possible, provide products of the same generic kind, from a single source, for each unit of work.
- B. Compatibility of Options: Compatibility of products is a basic requirement of product selection. When the Contractor is given the option of selecting between two or more products for use on the project, the product selected must be compatible with other products previously selected, even if the products previously selected were also Contractor options. The complete compatibility between the various choices available to the Contractor is not assured by the various requirements of the Contract Documents, but must be provided by the Contractor.
- C. The detailed estimate of operating and maintenance costs will be evaluated based on comparison with similar data on the specified products. Proposed substitute products

which have an operating and maintenance cost that, in the opinion of the Engineer, exceeds that of the specified products will not be considered equal and will not be acceptable.

1.05 PRODUCT DELIVERY, STORAGE, AND HANDLING

General: Deliver, store, and handle products in accordance with manufacturer's recommendations, using means and methods that will prevent damage, deterioration and loss, including theft. Control delivery schedules to minimize long-term storage at the site and to prevent overcrowding of construction spaces. In particular coordinate delivery and installation to ensure minimum holding or storage times for items known or recognized to be flammable, hazardous, easily damaged, or sensitive to deterioration, theft and other sources of loss.

- A. Deliver products to the site in the manufacturer's sealed container or other packaging system, complete with labels and instructions for handling, storing, unpacking, protecting and installing.
- B. Store products at the site in a manner that will facilitate inspection and measurement of quantity or counting of units.
- C. Store heavy materials away from the project structure in a manner that will not endanger the supporting construction.

PART 2 - PRODUCTS

2.01 GENERAL PRODUCT COMPLIANCE

- A. General: Requirements for individual products are indicated in the Contract Documents; compliance with these requirements is in itself a Contract Requirement. These requirements may be specified in any one of several different specifying methods, or in any combination of these methods. These methods include the following:
 - 1. Proprietary.
 - 2. Descriptive.
 - 3. Performance.
 - 4. Compliance with Reference Standards.

Compliance with codes, compliance with graphic details, allowances, and similar provisions of the Contract Documents also have a bearing on the selection process.

- B. Procedures for Selecting Products: Contractor's options in selecting products are limited by requirements of the Contract Documents and governing regulations. They are not controlled by industry traditions or procedures experienced by the Contractor on previous construction projects.

2.02 SUBSTITUTIONS

- A. Conditions: Contractor's request for substitution will be received and considered when extensive revisions to the Contract Documents are not required, when the proposed changes are in keeping with the general intent of the Contract Documents, when the request are timely, fully documented and properly submitted, and when one or more of the following conditions is satisfied, all as judged by the Engineer; otherwise the requests will be returned without action except to record non-compliance with these requirements.
 - 1. The Engineer will consider a request for substitution where the request is directly

related to an "or equal" clause or similar language in the Contract Documents.

2. The Engineer will consider a request for substitution where the specified product or method cannot be provided within the Contract Time. However, the request will not be considered if the product or method cannot be provided as a result of the Contractor's failure to pursue the work promptly or to coordinate the various activities properly.
 3. The Engineer will consider a request for substitution where the specified product or method cannot receive necessary approval by a governing authority, and the requested substitution can be approved.
 4. The Engineer will consider a request for a substitution where a substantial advantage is offered the Owner, in terms of cost, time, energy conservation or other considerations of merit, after deducting offsetting responsibilities the Owner may be required to bear. These additional responsibilities may include such considerations as additional compensation to the Engineer for redesign and evaluation services, the increased cost of other work by the Owner or separate contractors, and similar considerations.
 5. The Engineer will consider a request for substitution when the specified product or method cannot be provided in a manner which is compatible with other materials of the work, and where the Contractor certifies that the substitution will overcome the incompatibility.
 6. The Engineer will consider a request for substitution when the specified product or method cannot be properly coordinated with other materials in the work, and where the Contractor certifies that the proposed substitution can be properly coordinated.
 7. The Engineer will consider a request for substitution when the specified product or method cannot receive a warranty as required by the Contract Documents and where the Contractor certifies that the proposed substitution receive the required warranty.
 8. The Contractor shall reimburse the Owner any costs for review by the Engineer of proposed product substitutions which require major design changes, as determined by the Owner, to related of adjacent work made necessary by the proposed substitutions.
- B. Work-Related Submittals: Contractor's submittal of and the Engineer's acceptance of shop drawings, product data or samples which relate to work not complying with requirements of the Contract Documents, does not constitute an acceptable or valid request for a substitution, nor approval thereof.

2.03 GENERAL PRODUCT REQUIREMENTS

- A. General: Provide products that comply with the requirements of the Contract Documents and that are undamaged and, unless otherwise indicated, unused at the time of installation. Provide products that are complete with all accessories, trim, finish, safety guards and other devices and details needed for a complete installation and for the intended use and effect.
1. Standard Products: Where they are available, provide standard products of types that have been produced and used successfully in similar situations on other projects.

2. Continued Availability: Where, because of the nature of its application, the Owner is likely to need replacement parts or additional amounts of a product at a later date, either for maintenance and repair or replacement, provide standard, domestically produced products for which the manufacturer has published assurances that the products and its parts are likely to be available to the Owner at a later date.
- B. Nameplates: Except as otherwise indicated for required labels and operating data, do not permanently attach or imprint manufacturer's or producer's nameplates or trademarks on exposed surfaces of products which will be exposed to view either in occupied spaces or on the exterior of the completed project.
1. Labels: Locate required product labels and stamps on a concealed surface or, where required for observation after installation, on an accessible surface which, in occupied spaces, is not conspicuous.
 2. Equipment Nameplates: Provide permanent nameplate on each item of service-connected or power operated equipment. Locate the nameplate on an easily accessible surface which is inconspicuous in occupied spaces. The nameplate shall contain the following information and other essential operating data.
 - a. Name of manufacturer
 - b. Name of product
 - c. Model number
 - d. Serial number
 - e. Capacity
 - f. Speed
 - g. Ratings

PART 3 - EXECUTION

3.01 INSTALLATION OF PRODUCTS

- A. General: Except as otherwise indicated in individual sections of these Specifications, comply with the manufacturer's instructions and recommendations for installation of the products in the applications indicated. Anchor each product securely in place, accurately located and aligned with other work. Clean exposed surfaces and protect surfaces as necessary to ensure freedom from damage and deterioration at Time of Acceptance.

- END OF SECTION -

SECTION 013113
PROJECT COORDINATION

PART 1 - GENERAL

1.01 DESCRIPTION OF REQUIREMENTS

Minimum administrative and supervisory requirements necessary for coordination of work on the project include but are not necessarily limited to the following:

- A. Coordination and meetings.
- B. Limitations for use of site.
- C. Coordination of crafts, trades and subcontractors.
- D. General installation provisions.
- E. Cleaning and protection.
- F. Conservation and salvage.

1.02 RELATED DOCUMENTS

- A. Drawings and general provisions of Contract, including General and Supplementary Conditions and other Division-1 Specification sections, apply to work of this section.

1.03 COORDINATION AND MEETINGS

- A. Monthly general project coordination meetings will be held at regularly scheduled times convenient for all parties involved. These meetings are in addition to specific meetings held for other purposes, such as regular project meetings and special pre-installation meetings. Representation at each meeting by every party currently involved in coordination or planning for the work of the entire project is requested. Meetings shall be conducted in a manner which will resolve coordination problems. Results of the meeting shall be recorded and copies distributed to everyone in attendance and to others affected by decisions or actions resulting from each meeting.

1.04 LIMITATIONS ON USE OF THE SITE

- A. Limitations on site usage as well as specific requirements that impact site utilization are indicated on the drawings and by other contract documents. In addition to these limitations and requirements, allocation of available space shall be administered equitably among entities needing both access and space so as to produce the best overall efficiency in performance of the total work of the project. Schedule deliveries so as to minimize space and time requirements for storage of materials and equipment on site.

1.05 COORDINATION OF CRAFTS, TRADES AND SUBCONTRACTORS

- A. The Contractor shall coordinate the work of all the crafts, trades and subcontractors engaged on the work, and he shall have final responsibility as

regards the schedule, workmanship and completeness of each and all parts of the work.

- B. All crafts, trades and subcontractors shall be made to cooperate with each other and with others as they may be involved in the installation of work which adjoins, incorporates, precedes or follows the work of another. It shall be the Contractor's responsibility to point out areas of cooperation prior to the execution of subcontractor agreements and the assignment of the parts of the work. Each craft, trade and subcontractor shall be made responsible to the Owner, for furnishing embedded items and giving directions, for doing all cutting and fitting and making all provisions for accommodating the work, and for protecting, patching, repairing and cleaning as required to satisfactorily perform the work.
- C. The Contractor shall be responsible for all cutting, digging and other action of his subcontractors and workmen. Where such action impairs the safety or function of any structure or component of the project, the Contractor shall make such repairs, alterations and additions as will, in the opinion of the Engineer, bring said structure or component back to its original design condition at no additional cost to the Owner.
- D. Each subcontractor is expected to be familiar with the General Requirements and all sections of the detailed Specifications for all other trades and to study all Drawings applicable to his work including Architectural and Structural Drawings, to the end that complete coordination between trades will be effected. Consult with the Engineer if conflicts exist on the Drawings.
- E. Special attention shall be given to points where ducts or piping must cross other ducts or piping, where lighting fixtures must be recessed in ceilings and where ducts, piping and conduits must fit into walls and columns. It shall be the responsibility of such subcontractor to leave the necessary room for other trades.
- F. No extra compensation will be allowed to cover the cost of removing piping, conduit, ducts, etc., or equipment found encroaching on space required by others.

PART 2 - PRODUCTS

(Not Applicable)

PART 3 - EXECUTION

(Not Applicable)

- END OF SECTION -

SECTION 013216
PROGRESS SCHEDULES

PART 1 - GENERAL

1.01 DESCRIPTION OF REQUIREMENTS

A. Scheduling Responsibilities:

1. In order to provide a definitive basis for determining job progress, a construction schedule of a type approved by the Owner will be used to monitor the project.
2. The Contractor shall be responsible for preparing the schedule and updating on a monthly basis. It shall at all times remain the Contractor's responsibility to schedule and direct his forces in a manner that will allow for the completion of the work within the contractual period.

B. Construction Hours:

1. No work shall be done between 6:00 p.m. and 7:00 a.m. nor on Saturdays, Sundays or legal holidays without the prior written permission of the Owner. However, emergency work may be done without prior written permission.
2. If the Contractor, for his convenience and at his own expense, should desire to carry on his work at night or outside the regular hours, he shall submit a written request to the Engineer and shall allow nine (9) days for satisfactory arrangements to be made for inspecting the work in progress. If permission is granted, the Contractor shall light the different parts of the project as required to comply with all applicable federal, state, and local regulations. The Contractor shall also revise his schedule as appropriate at the next monthly schedule update meeting to reflect the changes in working hours.

C. Progress of the Work:

1. The work shall be started within ten (10) days following the Notice to Proceed and shall be executed with such progress as may be required to prevent delay to other Contractors or to the general completion of the project. The work shall be executed at such times and in or on such parts of the project, and with such forces, material and equipment, to assure completion of the work in the time established by the Contract.
2. The Contractor agrees that whenever it becomes apparent from the current monthly schedule update that delays have resulted and, hence, that the Contract completion date will not be met or when so directed by the Owner, he will take some or all of the following actions at no additional cost to the Owner:
 - a. Increase construction manpower in such quantities and crafts as will substantially eliminate the backlog of work.
 - b. Increase the number of working hours per shift, shifts per working day or days per week, the amount of construction equipment, or any combination of the foregoing to substantially eliminate the backlog of work.
 - c. Reschedule activities to achieve maximum practical concurrency of accomplishment of activities, and comply with the revised schedule.

- d. The Contractor shall submit to the Owner or the Owner's representative for review a written statement of the steps he intends to take to remove or arrest the delay to the critical path in the accepted schedule. If the Contractor should fail to submit a written statement of the steps he intends to take or should fail to take such steps as required by the Contract, the Owner may direct the level of effort in manpower (trades), equipment, and work schedule (overtime, weekend and holiday work, etc.), to be employed by the Contractor in order to remove or arrest the delay to the critical path in the accepted schedule, and Contractor shall promptly provide such level of effort at no additional cost to the Owner.

1.02 CONSTRUCTION SCHEDULE

- A. Within ten (10) calendar days of the Notice to Proceed, the Contractor shall submit to the Engineer five (5) copies of his proposed schedule. The schedule will be the subject of a schedule review meeting with the Contractor, the Engineer and the Owner or the Owner's representative within one (1) week of its submission. The Contractor will revise and resubmit the schedule until it is acceptable and accepted by the Owner or the Owner's representative.

1.03 SUBMITTAL SCHEDULE

- A. In addition to the above scheduling requirements, the Contractor will be required to submit a complete and detailed listing of anticipated submittals during the course of the Contract. The Contractor will coordinate his submittals with those of his Subcontractors and Suppliers and will identify each submittal by Contract drawing number and specification number. The anticipated submission date for each submittal must be indicated along with the date on which its return is anticipated. For planning purposes, the Engineer will usually return shop drawings thirty (30) days after receipt. However, longer durations for review will not be considered a basis for a claim.
- B. The Submittal Schedule must be submitted within twenty (20) working days of the Notice to Proceed and will be the subject of a special meeting with the Engineer and the Owner or the Owner's representative within one (1) week of the schedule's submission. At that meeting, the Submittal Schedule will be reviewed for comprehensiveness and feasibility. The Engineer will adjust the projected return dates based on the need for more or less time for each submittal's review. The Submittal Schedule will then be accepted or revised as required.

1.04 SCHEDULE UPDATES

- A. Monthly Meetings:
 1. A monthly Schedule Update Meeting will be held in conjunction with the applicable progress meeting at the construction site to review and update the Schedule. The Schedule Update Meetings will be chaired by the Owner or the Owner's representative and attended by the Contractor and the Engineer. Actual progress of the previous month will be recorded and future activities will be reviewed. The duration of activities and their logical connections may be revised as needed. Decisions made at these meetings and agreed to by all parties are binding with the exception that no contractual completion dates will be modified without formal written requests and acceptance as specified herein.

- B. Revisions to Schedule:
1. The Schedule shall be formally revised if any of the following conditions are encountered:
 - a. When a delay in completion of any work item or sequence of work items results in an indicated extension of the project completion.
 - b. When delays in submittals or deliveries or work stoppages are encountered which make replanning or rescheduling of the work necessary.
 - c. When the schedule does not represent the actual prosecution and progress of the project.

1.05 CONTRACT COMPLETION TIME

- A. Causes for Extensions:
1. The Contract completion time will be adjusted only for causes specified in this Contract. In the event the Contractor requests an extension of any Contract completion date, he shall furnish such justification and supporting evidence as the Owner or the Owner's representative may deem necessary for a determination as to whether the Contractor is entitled to an extension of time under the provisions of this Contract. The Owner, with the assistance of the Engineer, will, after receipt of such justification and supporting evidence, make findings of fact and will advise the Contractor in writing thereof.
- B. Requests for Time Extension:
1. Each request for change in any Contract completion date shall be initially submitted to the Owner within the time frame stated in the General Conditions. All information known to the Contractor at that time concerning the nature and extent of the delay shall be transmitted to the Owner at that time. Within the time frame stated in the General Conditions but before the date of final payment under this Contract, all information as required above concerning the delay must be submitted to the Owner. No time extension will be granted for requests which are not submitted within the foregoing time limits.

PART 2 - PRODUCTS

(Not Applicable)

PART 3 – EXECUTION

(Not Applicable)

- END OF SECTION -

SECTION 013323**SHOP DRAWINGS, PRODUCT DATA, & SAMPLES****PART 1 - GENERAL****1.01 DESCRIPTION OF REQUIREMENTS**

- A. General: This section specifies procedural requirements for non-administrative submittals including shop drawings, product data, samples (when samples are specifically requested) and other miscellaneous work-related submittals. Shop drawings, product data, samples and other work-related submittals are required to amplify, expand and coordinate the information contained in the Contract Documents.
- B. Refer to other Division-01 sections and other Contract Documents for Specifications on administrative, non-work-related submittals. Such submittals include, but are not limited to the following items:
1. Permits.
 2. Payment applications.
 3. Performance and payment bonds.
 4. Insurance certificates.
 5. Inspection and test reports.
 6. Schedule of values.
 7. Progress reports.
 8. Listing of subcontractors.
 9. Operating and Maintenance Manuals
- C. Engineer prefers initial submittals be in electronic media along with one paper copy for review. Engineer utilizes Newforma software and will provide Contractor with the necessary links and instructions for submittal purposes. Upon completion of the review process, Contractor shall print two (2) copies of complete submittal, including transmittal cover page and stamp page, and deliver to Engineer.
- If Contractor does not have capability to submit electronic submittals, then Contractor shall submit a request to Engineer for waiver. In the event a waiver is granted, paper submittals shall be provided as directed by the Engineer.
- D. Submittals shall be checked and reviewed by the Contractor and stamped with Contractor's review stamp before submission to the Engineer. The review of the submittals by the Engineer shall not be construed as a complete check but will indicate only that the general method of construction and detailing is satisfactory. Review of such submittals will not relieve the Contractor of the responsibility for any errors which may exist as the Contractor shall be responsible for the dimensions and design of adequate connections, details, and satisfactory construction of all work.
- E. All Requests for Information (RFI) to Engineer shall be submitted electronically via Engineer's Newforma software.

1.02 RELATED DOCUMENTS

- A. Drawings and general provisions of Contract, including General and Supplementary Conditions and other Division-01 Specification sections, apply to work of this section.

1.03 DEFINITIONS

A. Shop drawings are technical drawings and data that have been specially prepared for this project, including but not limited to the following items:

1. Fabrication and installation drawings.
2. Setting diagrams.
3. Shopwork manufacturing instructions.
4. Templates.
5. Patterns.
6. Coordination drawings (for use on site).
7. Schedules.
8. Design mix formulas.
9. Contractor's engineering calculations.

Standard information prepared without specific reference to a project is not considered to be shop drawings.

B. Product data includes standard printed information on manufactured products that has not been specially-prepared for this project, including but not limited to the following items:

1. Manufacturer's product specifications and installation instructions.
2. Standard color charts.
3. Catalog cuts.
4. Roughing-in diagram and templates.
5. Standard wiring diagrams.
6. Printed performance curves.
7. Operational range diagrams.
8. Mill reports.
9. Standard product operating and maintenance manuals.

C. Samples, where specifically required, are physical examples of work, including but not limited to the following items:

1. Partial sections of manufactured or fabricated work.
2. Small cuts or containers of materials.
3. Complete units of repetitively-used materials.
4. Swatches showing color, texture and pattern.
5. Color range sets.
6. Units of work to be used for independent inspection and testing.

D. Miscellaneous submittals are work-related, non-administrative submittals that do not fit in the three previous categories, including, but not limited to the following:

1. Specially-prepared and standard printed warranties.
2. Maintenance agreements.
3. Workmanship bonds.
4. Survey data and reports.
5. Testing and certification reports.
6. Record drawings.
7. Field measurement data.

1.04 SUBMITTAL PROCEDURES

- A. General: Refer to the General Conditions and Paragraph 1.1 hereinbefore for basic requirements for submittal handling.
- B. Coordination: Coordinate the preparation and processing of submittals with the performance of the work. Coordinate each separate submittal with other submittals and related activities such as testing, purchasing, fabrication, delivery and similar activities that require sequential activity.

It is the Contractor's responsibility to make such field measurements as are needed to base submittals on actual field conditions to assure proper connection, fit, function and performance of all work and equipment in the execution of the contract work.

Coordinate the submittal of different units of interrelated work so that one submittal will not be delayed by the Architect/Engineer's need to review a related submittal. The Architect/Engineer reserves the right to withhold action on any submittal requiring coordination with other submittals until related submittals are forthcoming.

- C. Coordination of Submittal Times: Prepare and transmit each submittal to the Architect/Engineer sufficiently in advance of the scheduled performance of related work and other applicable activities. Transmit different kinds of submittals for the same unit of work so that processing will not be delayed by the Architect/Engineer's need to review submittals concurrently for coordination.
- D. Review Time: Allow sufficient time so that the installation will not be delayed as a result of the time required to properly process submittals, including time for resubmittal, if necessary. Advise the Architect/Engineer on each submittal, as to whether processing time is critical to the progress of the work and if the work would be expedited if processing time could be shortened.
 - 1. Allow a longer time period where processing must be delayed for coordination with subsequent submittals. The Architect/Engineer will advise the Contractor promptly when it is determined that a submittal being processed must be delayed for coordination.
 - 2. No extension of time will be authorized because of the Contractor's failure to transmit submittals to the Architect/Engineer sufficiently in advance of the work.
- E. Submittal Preparation: Mark each submittal with a permanent label for identification. Provide the following information on the label for proper processing and recording of action taken.
 - 1. Project name.
 - 2. Date.
 - 3. Name and address of Architect/Engineer.
 - 4. Name and address of Contractor.
 - 5. Name and address of subcontractor.
 - 6. Name and address of supplier.
 - 7. Name of manufacturer.
 - 8. Number and title of appropriate specification section.
 - 9. Drawing number and detail references, as appropriate.
 - 10. Similar definitive information as necessary.
- F. All submittals shall be referenced to the applicable item, section and division of the Specifications, and to the applicable drawing(s) or drawing schedule(s). Include only one item in a submittal.

- G. The Contractor shall review and check submittals, and shall indicate his review by initials and date. Any submittal received without this evidence of review shall be returned to the Contractor without review.
- H. If the submittals deviate from the Contract Drawings and/or Specifications, the Contractor shall advise the Engineer in writing of the deviation and the reasons therefore.
- I. Submittal Transmittal: Package each submittal appropriately for transmittal and handling. Transmit each submittal from the Contractor to the Architect/Engineer, and to other destinations as indicated, by use of a transmittal form. Submittals received from sources other than the Contractor will be returned to the sender "without action".
- J. Electronic Submittals: If the electronic method of submittals is agreed to by Contractor, Engineer, and Owner, the format and procedures will be determined and implemented prior to any submittals. Submittals will be processed through "Newforma" software. Each item of the submittal documents shall be in .pdf format and shall be oriented so that they are read from upper left corner to lower right corner, with no rotation of said document being required after receiving it. The .pdf file shall be named so that it describes the item being submitted. All other requirements herein are part of the electronic submittal process with the exception of the duplicate copies. Contractor stamp indicating review and any comments or notes must be on the .pdf submittal.

1.05 SPECIFIC SUBMITTAL REQUIREMENTS

- A. Shop drawings shall be prepared by a qualified detailer. Details shall be identified by reference to sheet and detail numbers shown on Contract Drawings. Where applicable, show fabrication, layout, setting and erection details.

Shop drawings are defined as original drawings prepared by the Contractor, subcontractors, suppliers, or distributors performing work under this Contract. Shop drawings illustrate some portion of the work and show fabrication, layout, setting or erection details of equipment, materials and components. The Contractor shall, except as otherwise noted, have prepared the number of reviewed copies required for his distribution plus four (4) which will be retained by the Engineer. Shop drawings shall be folded to an approximate size of 8-1/2" x 11" and in such manner that the title block will be located in the lower right-hand corner of the exposed surface.
- B. Project data shall include manufacturer's standard schematic drawings modified to delete information which is not applicable to the project, and shall be supplemented to provide additional information applicable to the project. Each copy of descriptive literature shall be clearly marked to identify pertinent information as it applies to the project.
- C. Where samples are required, they shall be adequate to illustrate materials, equipment or workmanship, and to establish standards by which completed work is judged. Provide sufficient size and quantity to clearly illustrate functional characteristics of product and material, with integrally related parts and attachment devices, along with a full range of color samples.
- D. In the event the Engineer does not specifically reject the use of material or equipment at variance to that which is shown on the Drawings or specified, the Contractor shall, at no additional expense to the Owner, and using methods reviewed by the Engineer, make any changes to structures, piping, controls, electrical work, mechanical work, etc., that may be necessary to accommodate this equipment or material. Should equipment other than that on which design drawings are based be accepted by the Engineer, shop drawings shall be submitted detailing all modification work and equipment changes made necessary by the substituted item.

- E. Additional information on particular items, such as special drawings, schedules, calculations, performance curves, and material details, shall be provided when specifically requested in the technical Specifications.
- F. Submittals for all electrically operated items (including instrumentation and controls) shall include complete size, color coding, all terminations and connections, and coordination with related equipment.
- G. Equipment shop drawings shall indicate all factory or shop paint coatings applied by suppliers, manufacturers and fabricators; the Contractor shall be responsible for insuring the compatibility of such coatings with the field-applied paint products and systems.
- H. Fastener specifications of manufacturer shall be indicated on equipment shop drawings.
- I. Where manufacturers brand names are given in the Specifications for building and construction materials and products, such as grout, bonding compounds, curing compounds, masonry cleaners, waterproofing solutions and similar products, the Contractor shall submit names and descriptive literature of such materials and products he proposes to use in this Contract.
- J. No material shall be fabricated or shipped unless the applicable drawings or submittals have been reviewed by the Engineer and returned to the Contractor.
- K. All bulletins, brochures, instructions, parts lists, and warranties package with and accompanying materials and products delivered to and installed in the project shall be saved and transmitted to the Owner through the Engineer.

1.06 REVIEW STATUS

- A. Submittals will be returned, stamped with the following classifications: "Reviewed", "Furnish as Corrected", "Revise and Resubmit", "Rejected", or "Submit Specified Item".
- B. In some instances, corrections to dimensions or clarification notations will be required, in which case the drawings will be marked "Furnish as Corrected." These shop drawings will not be required to be resubmitted for further approval. If the supplier makes additional modifications after receiving a "Furnish as Corrected" disposition, the drawings must then be resubmitted for review.
- C. If the shop drawing is returned with the notation "Revise and Resubmit", the Contractor shall promptly make the revisions indicated and repeat the submittal approval procedure.
- D. If the shop drawing is returned with the notation "Submit Specified Item", this indicates that the submittal does not meet the specification, will not be reviewed, and is unacceptable. Upon return of a drawing so marked, the Contractor shall repeat the initial approval procedure, submitting acceptable materials or equipment.
- E. The "Rejected" notation is used to indicate materials or equipment that are not acceptable and are not included in the project.

1.07 REMINDER OF CONTRACTOR RESPONSIBILITIES

- A. Verify field measurements, field construction criteria, catalog numbers, and similar data.
- B. Coordinate each submittal with requirements of work and of Contract Documents.

- C. Notify Engineer, in writing at time of submission, of deviations in submittals from requirements of Contract Documents.
- D. Begin no work, and have no material or products fabricated or shipped which requires submittals until return of submittals with Engineer's stamp and initials or signature indicating review.
- E. Upon review and close-out of a submittal, Contractor shall print two (2) copies of complete submittal, including transmittal cover page and stamp page, and deliver to Engineer.
- F. It is emphasized that the review of shop drawings by the Engineer is for general conformance to the Contract Drawings and Specifications, but subject to the detailed requirements of the Contract Drawings and Specifications. Although the Engineer may check submitted data in more or less detail, such checking is an effort to discover errors and omissions in the Contractor's drawings and to assist the Contractor in coordinating and expediting his work, but shall in no way relieve the Contractor of his obligation and responsibility to properly coordinate the work, and to Engineer the details of the work in such a manner, that the purpose and intent of the Contract will be achieved nor shall any such detailed checking by the Engineer be construed as placing on him or on the Owner, any responsibility for the accuracy, proper fit, functioning or performance of any phase of the work included in this Contract. The Contractor is responsible for confirmation and correlation of dimensions at the job site; for information that pertains solely to the fabrication processes or to the techniques of construction; for the coordination of the work of all trades; and for performance of his work in a safe and satisfactory manner.

PART 2 – PRODUCTS

(Not Applicable)

PART 3 – EXECUTION

(Not Applicable)

END OF SECTION

SECTION 013800**CONSTRUCTION PHOTOGRAPHY AND VIDEO****PART 1 - GENERAL****1.01 WORK INCLUDED**

The Contractor shall be responsible for digitally recording the entire project site both prior to construction and immediately after completion and acceptance of all work. Photographs shall be taken by CONTRACTOR during all phases of construction activities. DVD shall be produced by a videographer acceptable to the Engineer and of a professional quality.

1.02 DVD

The DVD shall be of a high quality recording and saved in a format readily used. DVDs shall show the time, date, and project location on screen during playback.

1.03 PHOTOGRAPHS

All photographs shall be provided as prints and digital format to the ENGINEER and OWNER.

1.04 SUBMITTALS

The Contractor shall provide two copies of the project DVD with jackets. Both the photographs and DVD's and jackets shall be clearly labeled with project name start date and completion date as shown below.

Project Name and Contract No.
Owner Name
Start Date: _____
Completion Date: _____

-END OF SECTION-

SECTION 014500
QUALITY CONTROL SERVICES

PART 1 - GENERAL

1.01 QUALITY CONTROL

- A. Work of all crafts and trades shall be laid out to lines and elevations as established by the Contractor from the Drawings or from instructions by the Engineer.
- B. Unless otherwise shown, all work shall be plumb and level, in straight lines and true planes, parallel or square to the established lines and levels. The Work shall be accurately measured and fitted to tolerance as established by the best practices of the crafts and trades involved, and shall be as required to fit all parts of the Work carefully and neatly together.
- C. All equipment, materials and articles incorporated into the Work shall be new and of comparable quality as specified. All workmanship shall be first-class and shall be performed by mechanics skilled and regularly employed in their respective trades.

1.02 TESTS, INSPECTIONS, AND CERTIFICATIONS OF MATERIALS

- A. Tests, inspections and certifications of materials, equipment, subcontractors or completed work, as required by the various sections of the Specifications shall be obtained by the Contractor and all costs shall be included in the Contract Price.
- B. The Contractor shall submit to the Engineer the name of testing laboratory to be used.
- C. Contractor shall deliver written notice to the Engineer at least 24 hours in advance of any inspections or tests to be made at the Project site. All inspections, tests, samples for water quality or other procedures requiring the Engineer to attest to be conducted in the field shall be done in the presence of the Engineer or his representative.
- D. Certifications by independent testing laboratories may be by copy of the attestation(s) and shall give scientific procedures and results of tests. Certifications by persons having interest in the matter shall be by original attest properly sworn to and notarized.

1.03 RELATED DOCUMENTS

- A. Drawings and general provisions of Contract, including General and Supplementary Conditions and other Division-01 Specification sections, apply to Work of this Section.

1.04 SUBMITTALS

- A. General: Refer to Section 013323 for the general requirements on submittals. Submit a certified written report of each inspection, test or similar service, directly to the Architect/Engineer.
- B. Report Data: Written reports of each inspection, test or similar service shall include, but not be limited to the following:
 - 1. Name of testing agency or test laboratory.
 - 2. Dates and locations of samples and tests or inspections.
 - 3. Names of individuals making the inspection or test.

4. Designation of the work and test method.
5. Complete inspection or test data.
6. Test results.
7. Interpretations of test results.
8. Notation of significant ambient conditions at the time of sample-taking and testing.
9. Comments or professional opinion as to whether inspected or tested work complies with requirements of the Contract Documents.
10. Recommendations on retesting, if applicable.

1.05 RESPONSIBILITIES

- A. **Contractor Responsibilities:** Except where they are specifically indicated as being the Owner's responsibility, or where they are to be provided by another identified entity, inspections, tests and similar quality control services are the Contractor's responsibility; these services also include those specified to be performed by an independent agency and not directly by the Contractor. Costs for these services shall be included in the Contract Sum. The Contractor shall employ and pay an independent agency, testing laboratory or other qualified firm to perform quality control services specified.
- B. **Retest Responsibility:** Where results of required inspections, tests or similar services prove unsatisfactory and do not indicate compliance of related Work with the requirements of the Contract Documents, then retests are the responsibility of the Contractor, regardless of whether the original test was the Contractor's responsibility. Retesting of work revised or replaced by the Contractor is the Contractor's responsibility, where required tests were performed on original Work.
- C. **Responsibility for Associated Services:** The Contractor is required to cooperate with the independent performing required inspections, tests and similar services. Provide such auxiliary services as are reasonably requested. Notify the testing agency sufficiently in advance of operations to permit assignment of personnel. These auxiliary services include but are not necessarily limited to the following:
 - Providing access to the work.
 - Taking samples or assistance with taking samples.
 - Delivery of Samples to test laboratories.
 - Delivery and protection of samples and test equipment at the project site.
- D. **Coordination:** The Contractor and each independent agency engaged to perform inspections, tests and similar services for the project shall coordinate the sequence of their activities so as to accommodate required services with a minimum of delay in the progress of the Work. In addition, the Contractor and each independent testing agency shall coordinate their Work so as to avoid the necessity of removing and replacing Work to accommodate inspections and tests. The Contractor is responsible for scheduling times for inspections, tests, taking of samples and similar activities.

PART 2 – PRODUCTS

(Not Applicable)

PART 3 - EXECUTION

3.01 REPAIR AND PROTECTION

- A. Upon completion of inspection, testing, sample taking and similar services performed on

the Work, repair damaged work and restore substrates and finishes to eliminate deficiencies, including deficiencies in the visual qualities of exposed finishes. Comply with the Contract Document requirements for "Cutting and Patching". Protect Work exposed by or for quality control service activities, and protect repaired work. Repair and protection is the Contractor's responsibility, regardless of the assignment of responsibility for inspection, testing or similar services.

- END OF SECTION -

SECTION 015000**TEMPORARY FACILITIES AND CONTROLS****PART 1 - GENERAL****1.01 DESCRIPTION**

- A. The Contractor shall make his own provisions for temporary electricity and water and maintain strict supervision of use of temporary utility services as follows:
 - 1. Enforce compliance with applicable standards.
 - 2. Enforce safety practices
 - 3. Prevent abuse of services.
 - 4. Pay all utility charges required.

1.02 REQUIREMENTS OF REGULATORY AGENCIES

- A. The Contractor shall obtain and pay for all permits as required by governing authorities.
- B. Obtain and pay for temporary easements required across property other than that of Owner or that is shown on the Contract Drawings.
- C. The Contractor shall comply with applicable codes.

1.03 REMOVAL

- A. The Contractor shall completely remove temporary materials, equipment, and offices upon completion of construction.
- B. The Contractor shall repair damage caused by installation and restore to specified or original condition.

1.04 TEMPORARY LIGHTING

- A. The Contractor shall furnish and install temporary lighting required for:
 - 1. Construction needs.
 - 2. Safe and adequate working conditions.
 - 3. Public Safety.
 - 4. Security lighting.
 - 5. Temporary office and storage area lighting.
- B. Service periods for safety lighting shall be as follows:
 - 1. Within construction area: All times that authorized personnel are present.
 - 2. Public areas: At all times.

- C. Costs of Installation and Preparation: Contractor shall pay all installation, maintenance and removal costs of temporary lighting.
- D. Maintenance of temporary lighting service (replacement of bulbs, etc.) shall be the sole responsibility of the General Contractor.

1.05 TEMPORARY WATER

The Contractor shall provide the water necessary for testing and disinfection. The Contractor shall supply his own hoses, chlorine for disinfection, etc. The Owner will make available water to the Contractor at the current wholesale rate for water per 1,000 gallons.

1.06 SANITARY FACILITIES

Contractor shall provide sanitary facilities as set forth in General Provisions (GP-2.04. Sanitary Regulations). (Not required in this contract)

1.07 FIELD OFFICE

The Contractor shall make his own provisions for providing the electricity, telephone, gas, water, sewer, and other utilities to his office trailer that are required or as necessary for completion of the work. (Not required in this contract)

The Contractor shall be responsible for all utility charges.

PART 2 - PRODUCTS

Not used.

PART 3 – EXECUTION

3.01 IMPLEMENTATION

- A. The Contractor shall provide measures to prevent soil erosion and discharge of soil-bearing water runoff and airborne dust to storm drains, adjacent areas and walkways prior to the start of any site work.
- B. Straw bale dikes, silt fencing and synthetic filter fabric shall be used as necessary to protect adjacent lands, surface waters, and vegetation to achieve environmental objectives.
- C. Provide barriers in and around excavations and subgrade construction to prevent flooding by runoff of stormwater from heavy rains.
- D. Soil deposited on pavement by construction and other contractor vehicles shall be removed and the pavement swept as required.
- E. Plan and execute construction by methods to control surface drainage from cuts and fills, from borrow and waste disposal areas. Prevent erosion and sedimentation.
- F. Minimize amount of bare soil exposed at one time.
- G. Provide temporary measures such as berms, dikes, drains, hay bales, gabions, etc., as

directed by the Engineer so as to minimize siltation due to runoff.

- H. Construct fill and waste areas by selective placement to avoid erosive exposed surface of silts or clays.
- I. Periodically inspect earthwork to detect evidence of erosion and sedimentation; promptly apply corrective measures.

3.02 OPERATION AND MAINTENANCE

- A. The Contractor shall inspect, repair, and maintain erosion and sediment control measures until final stabilization has been established.

3.03 REMOVAL OF FACILITIES

- A. The Contractor shall remove the temporary facilities after final stabilization has been established. Used devices (including old straw bales) shall be disposed of as Construction & Demolition debris.

3.04 DUST CONTROL

- A. Execute work by methods to minimize raising dust from construction operations. Provide positive means to prevent air-borne dust from dispersing into atmosphere.

- END OF SECTION -

SECTION 015400

SECURITY

PART 1 - GENERAL

1.01 WORK INCLUDED

A. Provide barricades, lanterns and other such signs and signals as may be necessary to warn of the dangers in connection with open excavation and obstructions.

B. Provide an adequate and approved system to secure the Project area at all times, especially during non-construction periods; the Contractor shall be solely responsible for taking proper security measures.

1.02 COSTS

Contractor shall pay all costs for protection and security systems.

- END OF SECTION -

SECTION 015600

BARRIERS

PART 1 - GENERAL

1.01 WORK INCLUDED

Temporary Railing: Temporary railing shall be provided around open pits and other locations where needed, to prevent accidents or injury to persons.

1.02 COST

The Contractor shall pay all costs for temporary railing.

- END OF SECTION -

SECTION 015700
TRAFFIC REGULATION

PART 1 - GENERAL

1.01 REQUIREMENTS INCLUDED

- A. Construction parking control.
- B. Flagmen.
- C. Flares and lights.
- D. Haul routes.
- E. Traffic signs and signals.
- F. Removal.

1.02 RELATED REQUIREMENTS

- A. Section 01530 - Barriers.
- B. Section 01580 - Project Identification and Signs.

PART 2 - PRODUCTS

2.01 SIGNS, SIGNALS AND DEVICES

- A. Post-mounted and wall-mounted traffic control and informational signs as specified and required by local jurisdictions.
- B. Automatic Traffic Control Signals: As approved by local jurisdictions.
- C. Traffic Cones and Drums, Flares and Lights: As approved by local jurisdictions.
- D. Flagman Equipment: As required by local jurisdictions.

PART 3 - EXECUTION

3.01 CONSTRUCTION PARKING CONTROL

- A. Control vehicular parking to prevent interference with public traffic and parking, access by emergency vehicles, and Owner's operations.
- B. Monitor parking of construction personnel's vehicles in existing facilities. Maintain vehicular access to and through parking areas.
- C. Prevent parking on or adjacent to access roads or in nondesignated areas.

3.02 TRAFFIC CONTROL

A. Whenever and wherever, in the Engineer's opinion, traffic is sufficiently congested or public safety is endangered, Contractor shall furnish uniformed officers to direct traffic and to keep traffic off the highway area affected by construction operations.

B. Contractor shall abide by City regulations governing utility construction work.

C. Traffic control shall be provided according to the Kentucky Department of Highways Manual on Uniform Traffic Control Devices for Streets and Highways.

3.03 FLAGMEN

Provide trained and equipped flagmen to regulate traffic when construction operations or traffic encroach on public traffic lanes.

3.04 FLARES AND LIGHTS

Use flares and lights during hours of low visibility to delineate traffic lanes and to guide traffic.

3.05 HAUL ROUTES

A. Consult with authorities, establish public thoroughfares to be used for haul routes and site access.

B. Confine construction traffic to designated haul routes.

C. Provide traffic control at critical areas of haul routes to regulate traffic and minimize interference with public traffic.

3.06 TRAFFIC SIGNS AND SIGNALS

A. At approaches to site and on site, install appropriate signs at crossroads, detours, parking areas, and elsewhere as needed to direct construction and affected public traffic.

B. Install and operate traffic control signals to direct and maintain orderly flow of traffic in areas under Contractor's control, and areas affected by Contractor's operations.

C. Relocate as work progresses, to maintain effective traffic control.

3.07 REMOVAL

Remove equipment and devices when no longer required. Repair damage caused by installation. Remove post settings to a depth of 2 feet.

- END OF SECTION -

SECTION 015800**PROJECT IDENTIFICATION AND SIGNS****PART 1 - GENERAL****1.01 WORK INCLUDED**

A. The Contractor shall provide all signs required by these specifications near the site of the work. The sign shall set forth the description of the work and the names of the Owner, Engineer and Contractor as shown on the Plans or in these Specifications.

B. The Contractor shall furnish and install One (1) sign on the Project. The sign shall conform to the specifications and painted as shown on Figure I and II on the following pages. The location of signs shall be determined by the Owner and/or Engineer at the pre-construction meeting.

PART 2 - PRODUCT**2.01 SIGN**

The sign shall be constructed of 3/4" thick APA A-B Exterior grade or marine plywood. Posts shall be 4" x 4" of fencing type material. Prime all wood with white primer. Sign shall be as shown in Figure I and II.

PART 3 - EXECUTION**3.01 MAINTENANCE**

The sign shall be maintained in good condition until completion of the Project.

3.02 LOCATION

The location of the project signs shall be determined at the pre-construction conference after the contract has been awarded.

SECTION 016000**MATERIAL AND EQUIPMENT****PART 1 - GENERAL****1.01 COMPLIANCE WITH SAFETY REGULATIONS**

The equipment items furnished shall comply with all governing Federal and State laws regarding safety, including all requirements of the Occupational Safety and Health Act of 1970 (OSHA).

PART 2 - PRODUCTS**2.01 REFERENCES**

- A. General Provisions: Section 10 Correction and Guarantee of Work, Section 13 Materials and Equipment.
- B. Section 331413 – Water Distribution Piping
- C. Section 331419 – Valves & Hydrants
- D. All material shall meet applicable American Water Works Association (AWWA), American Standard Testing Methods (ASTM), Underwriters Laboratories (UL), Factory Mutual (FM), National Sanitation Foundation (NSF) standards.

NICHOLAS COUNTY WATER DISTRICT

The following is a list of approved manufacturers for the materials to be provided on the project. All material shall meet applicable AWWA, ASTM, Underwriters Laboratories, and Factory Mutual standards. The Owner approves this list and the Owner and Engineer shall approve any deviation.

MATERIAL/ITEM	APPROVED MANUFACTURER
Air Release Valve	APCO #50 Series or approved equal
All Brass Fittings (AWWA brass)	Ford or approved equal
Aluminum Hatch	Haliday S1R or approved equal
Blowoff Hydrant Assembly	M & H Style 33 Post Hydrant
Flushing Hydrant Assembly	Mueller 3-Way Super Centurion or approved equal
Bolted Cast Couplings	Ford FC3 Series or approved equal
Brass Nipples and Pipe	BMI
Brass Service Saddles	Ford S70 Series or approved equal
Butterfly Valves (Class 150)	M & H Style 4500 or approved equal
Butterfly Valves (Class 250)	M & H Style 4500 or approved equal
Casing Spacers	CCI CSP Poly/End Seal Mod Esc or approved equal
Check Valve	Kennedy Ken-Flex 506 or approved equal

MATERIAL/ITEM	APPROVED MANUFACTURER
Control Valve	CLA-VAL or approved equal
Gate Valves	Kennedy, M & H C515 D.I. or approved equal
Valve Boxes	Sigma, Mushroom Lid or approved equal
Restraint Joint MJ Packs	Sigma ONE LOK™ 3-12-inch, Midco 2-inch or approved equal
MJ Fittings Compact/Full Body MJ Packs	Sigma or approved equal
Blowoff & Air Release Boxes	ETI Ultra Rib or approved equal
Copper Tracing Wire	#12 Solid Copper
Mainline Pressure Reducing Valve	CLA-VAL or approved equal
Customer Individual Pressure Reducing Valve	Wilkins #600 LUSC 70 DM or approved
Mainline Master Meter	
Customer Meter	Radio Read Master Meter 5/8 x 3/4 Meter or Approved Equal
Customer Meter Box	18x24 Ultra Rib Box or approved equal
Customer Meter Box Cover	Sigma LC 219 or approved equal
Customer Meter Setter	Ford VHH72-7W-11-33 Ford Curb Valve B11-333 3/4" x Close Brass Nipple 3/4" x 6" Brass Nipple 3/4" x 12" Brass Nipple Ford 2 C14-33-Q
Service Tubing – Polyethylene Tubing (CTS Service Tubing Class 250)	Endot blue or approved equal
1-Inch Service Tubing - Type K Copper Soft	Kemper Domestic
Steel Tapping Valves and Sleeves (Check Working Pressure)	Kennedy C515 Tapping Valve/JCM 462 Stainless Steel Tapping Sleeve
Full Body Tapping Sleeves	JCM 415 Series or approved equal (Stainless Steel Only)
DI Double Strap Service Saddles	Ford FB202 Series or approved equal
DI Pipe Class 350	Clow or approved equal
Dual Disc Check Valve	Watts 709 or approved equal
Full Circle Repair Clamps	Ford FS1 ss/JCM Model 131
Above Ground Valve Marker	Carsonite CUM-375 66" or approved equal
Precast Concrete Manholes	Old Castle Pre-Cast or approved equal
PVC Couplings	Harco or approved equal
PVC Pipe Class 200, 250, or C900	Vulcan or approved equal

SECTION 016100
TRANSPORTATION AND HANDLING

PART 1 - GENERAL

1.01 WORK INCLUDED

A. Handling and Distribution:

1. The Contractor shall handle, haul, and distribute all materials and all surplus materials on the different portions of the work, as necessary or required; shall provide suitable and adequate storage room for materials and equipment during the progress of the work, and be responsible for the protection, loss of, or damage to materials and equipment furnished by him, until the final completion and acceptance of the work.
2. Storage and demurrage charges by transportation companies and vendors shall be borne by the Contractor.

B. Storage of Materials and Equipment: All excavated materials and equipment to be incorporated in the work shall be placed so as not to injure any part of the work or the existing facilities and so that free access can be had at all times to all parts of the work and to all public utility installations in the vicinity of the work. Materials and equipment shall be kept neatly piled and compactly stored in such locations as will cause a minimum of inconvenience to public travel and adjoining owners, tenants and occupants.

- END OF SECTION -

SECTION 017400
WARRANTIES AND BONDS

PART 1 - GENERAL

1.01 WORK INCLUDED

- A. Compile specified warranties and bonds.
- B. Compile specified service and maintenance contracts.
- C. Co-execute submittals when so specified.
- D. Review submittals to verify compliance with Contract Documents.
- E. Related requirements specified elsewhere:
 - 1. Bid Bond: Instructions to Bidders.
 - 2. Performance and Payment Bonds: General Conditions.
 - 3. Guaranty: General Conditions.
 - 4. General Warranty of Construction: General Conditions.
 - 5. Project Closeout: Section 01700.
 - 6. Warranties and Bonds required for specific products: As listed herein.
 - 7. Provisions of Warranties and Bonds, Duration: Respective specification sections for particular products.
 - 8. Operating and Maintenance Data: Section 01730.

1.02 SUBMITTALS REQUIREMENTS

- A. Assemble warranties, bonds and service and maintenance contracts, executed by each of the respective manufacturers, suppliers and subcontractors.
- B. Furnish two (2) original signed copies.
- C. Table of Contents: Neatly typed, in orderly sequence. Provide complete information for each item.
 - 1. Product, equipment or work item.
 - 2. Firm name, address and telephone number.
 - 3. Scope
 - 4. Date of beginning of warranty, bond or service and maintenance contract.
 - 5. Duration of warranty, bond or service and maintenance contract.
 - 6. Provide information for Owner's personnel:

- a. Proper procedure in case of failure.
 - b. Instances which might affect the validity of warranty or bond.
7. Contractor name, address and telephone number.

1.03 FORM OF SUBMITTALS

- A. Prepare in duplicate packets.
- B. Format:
 - 1. Size 8-1/2 in. x 11 in., punch sheets for 3-ring binder: Fold larger sheets to fit into binders.
 - 2. Cover: Identify each packet with typed or printed title "WARRANTIES AND BONDS". List:
 - a. Title of Project
 - b. Name of Contractor
- C. Binders: Commercial quality, three-ring, with durable and cleanable plastic covers.

1.04 TIME OF SUBMITTALS

- A. For equipment or component parts of equipment put into service during progress of construction: Submit documents within 10 days after inspection and acceptance.
- B. Otherwise, make submittals within 10 days after date of substantial completion, prior to final request for payment.
- C. For items of work, where acceptance is delayed materially beyond the Date of Substantial Completion, provide updated submittal within 10 days after acceptance, listing the date of acceptance as the start of the warranty period.

1.05 SUBMITTALS REQUIRED

Submit warranties, bonds, service and maintenance contracts as specified in the respective sections of the Specifications.

- END OF SECTION -

SECTION 017800
PROJECT RECORD DOCUMENTS

PART 1 - GENERAL

1.01 WORK INCLUDED

The Contractor shall obtain from the Engineer, one (1) set of prints of the Contract Drawings. These prints shall be kept and maintained in good condition at the project site and a qualified representative of the Contractor shall enter upon these prints, from day-to-day, the actual "as-built" record of the construction progress. Entries and notations shall be made in a neat and legible manner and these prints shall be delivered to the Engineer upon completion of the construction. APPROVAL FOR FINAL PAYMENT WILL BE CONTINGENT UPON COMPLIANCE WITH THIS PROVISION.

1.02 RELATED REQUIREMENTS SPECIFIED ELSEWHERE:

- A. SECTION 013323 – SHOP DRAWINGS
- B. SECTION 007213 - GENERAL CONDITIONS

1.03 MAINTENANCE OF DOCUMENTS

- A. Maintain at job site, one copy of:
 - 1. Contract Drawings
 - 2. Specifications
 - 3. Addenda
 - 4. Reviewed Shop Drawings
 - 5. Change Orders
 - 6. Other Modifications to Contract
- B. Store documents in approved location, apart from documents used for construction.
- C. Provide files and racks for storage of documents.
- D. Maintain documents in clean, dry legible condition.
- E. Do not use record documents for construction purposes.
- F. Make documents available at all times for inspection by Engineer and Owner.

1.04 MARKING DEVICES

Provide colored pencil or felt-tip marking pen for all marking.

1.05 RECORDING

- A. Label each document "PROJECT RECORD" in 2-inch high printed letters.

- B. Keep record documents current.
- C. Do not permanently conceal any work until required information has been recorded.
- D. Contract Drawings: Legibly mark to record actual construction:
 - 1. Horizontal and vertical location of underground utilities and appurtenances referenced to permanent surface improvements.
 - 2. Location of internal utilities and appurtenances concealed in construction referenced to visible and accessible features of structure.
 - 3. Field changes of dimension and detail.
 - 4. Changes made by Change Order or Field Order.
 - 5. Details not on original Contract Drawings.
- E. Specifications and Addenda: Legibly mark up each Section to record:
 - 1. Manufacturer, trade name, catalog number, and supplier of each product and item of equipment actually installed.
 - 2. Changes made by Change Order or Field Order.
 - 3. Other matters not originally specified.
- F. Shop Drawings: Maintain as record documents; legibly annotate Shop Drawings to record changes made after review.

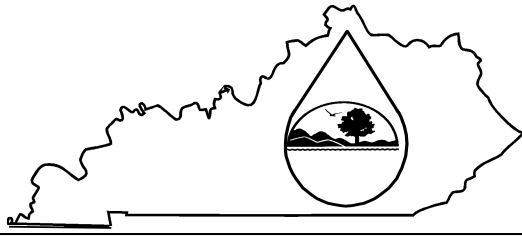
1.06 SUBMITTAL

- A. At completion of project, deliver record documents to Engineer.
- B. Accompany submittal with transmittal letter, in duplicate, containing:
 - 1. Date.
 - 2. Project Title and Number.
 - 3. Contractor's Name and Address.
 - 4. Title and Number of each Record Document.
 - 5. Certification that each Document as Submitted is Complete and Accurate.
 - 6. Signature of Contractor, or his authorized Representative.

- END OF SECTION

DIVISION 31
EARTHWORK

KPDES FORM NOI-SW



Kentucky Pollutant Discharge Elimination System
 (KPDES)
Notice of Intent (NOI)
for Storm Water Discharges
Associated with Industrial Activity Under the
KPDES General Permit

Submission of this Notice of Intent constitutes notice that the party identified in Section I of this form intends to be authorized by a KPDES permit issued for storm water discharges associated with industrial activity. Becoming a permittee obligates such discharger to comply with the terms and conditions of the permit.

ALL NECESSARY INFORMATION MUST BE PROVIDED ON THIS FORM (See Instructions on back)

I. Facility Operator Information

Name:		Phone:	
Address:		Status of Owner/Operator:	
City, State, Zip Code:			

II. Facility/Site Location Information

Name:			
Address:			
City, State, Zip Code:			
County:			
Site Latitude: (degrees/minutes/seconds)		Site Longitude: (degrees/minutes/seconds)	

III. Site Activity Information

MS4 Operator Name:				
Receiving Water Body:				
Are there existing quantitative data?	Yes <input type="checkbox"/>	If Yes, submit with this form.		
	No <input type="checkbox"/>			
SIC or Designated Activity Code Primary		2nd		3rd
				4th
If this facility is a member of a Group Application, enter Group Application Number:				
If you have other existing KPDES Permits, enter Permit Numbers:				

IV. Additional Information Required FOR CONSTRUCTION ACTIVITIES ONLY

Project Start Date:		Completion Date:	
Estimated Area to be disturbed (in acres):			
Is the Storm Water Pollution Prevention Plan in Compliance with State and/or Local Sediment and Erosion Plans?	Yes <input type="checkbox"/> No <input type="checkbox"/>		

V. Certification: I certify under penalty of law that this document and all attachments were prepared under my direction or supervision in accordance with a system designed to assure that qualified personnel properly gather and evaluate the information submitted. Based on my inquiry of the person or persons who manage the system, or those persons directly responsible for gathering the information, the information submitted is, to the best of my knowledge and belief, true, accurate, and complete. I am aware that there are significant penalties for submitting false information, including the possibility of fine and imprisonment for knowing violations.

Printed or Typed Name:			
Signature:		Date:	

**Kentucky Pollutant Discharge Elimination System (KPDES)
Instructions
Notice of Intent (NOI) for Storm Water Discharges Associated with Industrial Activity
To Be Covered Under The KPDES General Permit**

WHO MUST FILE A NOTICE OF INTENT (NOI) FORM

Federal law at 40 CFR Part 122 prohibits point source discharges of stormwater associated with industrial activity to a water body of the Commonwealth of Kentucky without a Kentucky Pollutant Discharge Elimination System (KPDES) permit. The operator of an industrial activity that has such a storm water discharge must submit a NOI to obtain coverage under the KPDES Storm Water General Permit. If you have questions about whether you need a permit under the KPDES Storm Water program, or if you need information as to whether a particular program is administered by the state agency, call the **Storm Water Contact, Industrial Section, Kentucky Division of Water at (502) 564-3410.**

WHERE TO FILE NOI FORM

NOIs must be sent to the following address:

**Section Supervisor
Inventory & Data Management Section
KPDES Branch, Division of Water
Frankfort Office Park
14 Reilly Road
Frankfort, KY 40601**

COMPLETING THE FORM

Type or print legibly in the appropriate areas only. If you have any questions regarding the completion of this form call the **Storm Water Contact, Industrial Section, at (502) 564-3410.**

SECTION I - FACILITY OPERATOR INFORMATION

Give the legal name of the person, firm, public organization, or any other entity that operates the facility or site described in this application. The name of the operator may or may not be the same as the name of the facility. The responsible party is the legal entity that controls the facility's operation, rather than the plant or site manager. Do not use a colloquial name. Enter the complete address and telephone number of the operator.

Enter the appropriate letter to indicate the legal status of the operator of the facility.

F = Federal M = Public (other than federal or state)
S = State P = Private

SECTION II - FACILITY/SITE LOCATION INFORMATION

Enter the facility's or site's official or legal name and complete street address, including city, state, and ZIP code.

SECTION III - SITE ACTIVITY INFORMATION

If the storm water discharges to a municipal separate storm sewer system (MS4), enter the name of the operator of the MS4 (e.g., municipality name, county name) and the receiving water of the discharge from the MS4. (A MS4 is defined as a conveyance or system of conveyances (including roads with drainage systems, municipal streets, catch basins, curbs, gutters, ditches, man-made channels, or storm drains) that is owned or operated by a state, city, town, borough, county, parish, district, association, or other public body which is designed or used for collecting or conveying storm water.)

If the facility discharges storm water directly to receiving water(s), enter the name of the receiving water.

Indicate whether or not the owner or operator of the facility has existing quantitative data that represent the characteristics and concentration of pollutants in storm water discharges. If data is available submit with this form.

List, in descending order of significance, up to four 4-digit standard industrial classification (SIC) codes that best describe the principal products or services provided at the facility or site identified in Section II of this application.

If the facility listed in Section II has participated in Part 1 of an approved storm water group application and a group number has been assigned, enter the group application number in the space provided.

If there are other KPDES permits presently issued for the facility or site listed in Section II, list the permit numbers.

SECTION IV - ADDITIONAL INFORMATION REQUIRED FOR CONSTRUCTION ACTIVITIES ONLY

Construction activities must complete Section IV in addition of Sections I through III. Only construction activities need to complete Section IV.

Enter the project start date and the estimated completion date for the entire development plan.

Provide an estimate of the total number of acres of the site on which soil will be disturbed (round to the nearest acre).

Indicate whether the storm water pollution prevention plan for the site is in compliance with approved state and/or local sediment and erosion plans, permits, or storm water management plans.

SECTION V - CERTIFICATION

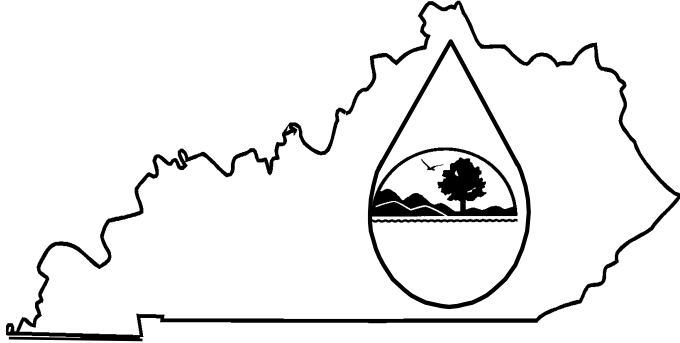
Federal statutes provide for severe penalties for submitting false information on this application form. Federal regulations require this application to be signed as follows:

For a corporation: by a responsible corporate officer, which means: (i) president, secretary, treasurer, or vice-president of the corporation in charge of a principal business function, or any other person who performs similar policy or decision making functions, or (ii) the manager of one or more manufacturing, production, or operating facilities employing more than 250 persons or having gross annual sales or expenditures exceeding \$25 million (in second-quarter 1980 dollars), if authority to sign documents has been assigned or delegated to the manager in accordance with corporate procedures;

For a partnership or sole proprietorship: by a general partner or the proprietor; or

For a municipality, state, Federal, or other public facility: by either a principal executive officer or ranking elected official.

KPDES FORM NOT-SW

	<p>Kentucky Pollutant Discharge Elimination System (KPDES)</p>
<p>NOTICE OF TERMINATION (NOT) of Coverage Under the KPDES General Permit for Storm Water Discharges Associated with Industrial Activity</p>	

Submission of this Notice of Termination constitutes notice that the party identified in Section II of this form is no longer authorized to discharge storm water associated with industrial activity under the KPDES program.

ALL NECESSARY INFORMATION MUST BE PROVIDED ON THIS FORM.
(Please see instructions on back before completing this form.)

I. PERMIT INFORMATION
KPDES Storm Water General Permit Number:
Check here if you are no longer the Operator of the Facility: <input type="checkbox"/>
Check here if the Storm Water Discharge is Being Terminated: <input type="checkbox"/>
II. FACILITY OPERATOR INFORMATION
Name:
Address:
City/State/Zip Code:
Telephone Number:
III. FACILITY/SITE LOCATION INFORMATION
Name:
Address:
City/State/Zip Code:

Certification: I certify under penalty of law that all storm water discharges associated with industrial activity from the identified facility that are authorized by a KPDES general permit have been eliminated or that I am no longer the operator of the facility or construction site. I understand that by submitting this Notice of Termination, I am no longer authorized to discharge storm water associated with industrial activity under this general permit, and that discharging pollutants in storm water associated with industrial activity of waters of the Commonwealth is unlawful under the Clean Water Act and Kentucky Regulations where the discharge is not authorized by a KPDES permit. I also understand that the submittal of this Notice of Termination does not release an operator from liability for any violations of this permit or the Kentucky Revised Statutes.

NAME (Print or Type)	TITLE
SIGNATURE	DATE

INSTRUCTIONS
NOTICE OF TERMINATION (NOT) OF COVERAGE UNDER THE KPDES GENERAL PERMIT
FOR STORM WATER DISCHARGES ASSOCIATED WITH INDUSTRIAL ACTIVITY

Who May File a Notice of Termination (NOT) Form

Permittees who are presently covered under the Kentucky Pollutant Discharge Elimination System (KPDES) General Permit for Storm Water Discharges Associated with Industrial Activity may submit a Notice of Termination (NOT) form when their facilities no longer have any storm water discharges associated with industrial activity as defined in the storm water regulations at 40 CFR 122.26 (b)(14), or when they are no longer the operator of the facilities.

For construction activities, elimination of all storm water discharges associated with industrial activity occurs when disturbed soils at the construction site have been finally stabilized and temporary erosion and sediment control measures have been removed or will be removed at an appropriate time, or that all storm water discharges associated with industrial activity from the construction site that are authorized by a KPDES general permit have otherwise been eliminated. Final stabilization means that all soil-disturbing activities at the site have been completed, and that a uniform perennial vegetative cover with a density of 70% of the cover for unpaved areas and areas not covered by permanent structures has been established, or equivalent permanent stabilization measures (such as the use of riprap, gabions, or geotextiles have been employed.

Where to File NOT Form

Send this form to the following address:

**Section Supervisor
Inventory & Data Management Section
KPDES Branch, Division of Water
14 Reilly Road, Frankfort Office Park
Frankfort, KY 40601**

Completing the Form

Type or print legibly in the appropriate areas and according to the instructions given for each section. If you have questions about this form, call the Storm Water Contact, Industrial Section, at (502) 564-3410.

Section I - Permit Information

Enter the existing KPDES Storm Water General Permit number assigned to the facility or site identified in Section III. If you do not know the permit number, **call the Storm Water Contact, Industrial Section at (502) 564-3410.**

Indicate your reason for submitting this Notice of Termination by checking the appropriate box:

If there has been a change of operator and you are no longer the operator of the facility or site identified in Section III, check the corresponding box.

If all storm water discharges at the facility or site identified in Section III have been terminated, check the corresponding box.

Section II - Facility Operator Information

Give the legal name of the person, firm, public organization, or any other entity that operates the facility or site described in this application. The name of the operator may or may not be the same name as the facility. The operator of the facility is the legal entity which controls the facility's operation, rather than the plant or site manager. Do not use a colloquial name. Enter the complete address and telephone number of the operator.

Section III - Facility/Site Location Information

Enter the facility's or site's official or legal name and complete address, including city, state and ZIP code. If the facility lacks a street address, indicate the state, the latitude and longitude of the facility to the nearest 15 seconds, or the quarter, section, township, and range (to the nearest quarter section) of the approximate center of the site.

Section IV - Certification

Federal statutes provide for severe penalties for submitting false information on this application form. Federal regulations require this application to be signed as follows:

For a corporation: by a responsible corporate officer, which means: (i) president, secretary, treasurer, or vice-president of the corporation in charge of a principal business function, or any other person who performs similar policy or decision making functions, or (ii) the manager of one or more manufacturing, production or operating facilities employing more than 250 persons or having gross annual sales or expenditures exceeding \$25 million (in second-quarter 1980 dollars), if authority to sign documents has been assigned or delegated to the manager in accordance with corporate procedures;

For a partnership or sole proprietorship: by a general partner or the proprietor; or

For a municipality, State, Federal, or other public facility: by either a principal executive

SECTION 311000**SITE CLEARING****PART 1 - GENERAL****1.01 WORK INCLUDED**

- A. Clear site within construction limits of plant life.
- B. Remove grass and topsoil in area of access road and foundation.
- C. Remove root system of trees and shrubs.
- D. Remove surface debris

1.02 RELATED WORK

- A. SECTION 312317 - Rock Removal.
- B. SECTION 312213 - Rough Grading.

1.03 REGULATORY REQUIREMENTS

- A. Conform to applicable local codes and ordinances for disposal of debris.

PART 2 - PRODUCTS

Not Used.

PART 3 - EXECUTION**3.01 CLEARING**

- A. Clear areas required for access to site and execution of work.
- B. Remove trees, shrubs, brush, and other vegetable matter such as snags, bark, and refuse.

3.02 PROTECTION

- A. The Contractor shall not cut or injure any trees or other vegetation outside the easement lines and outside the areas to be cleared, as indicated on the Drawings, without written permission from the Engineer. The Contractor shall be responsible for all damage done outside these lines.

3.03 GRUBBING

- A. From areas to be grubbed, the Contractor shall remove completely all stumps, remove to a depth of at least 24 inches below subgrade elevation all roots larger than 1 1/2 in. in diameter, and remove to a depth of 12 in. all roots larger than 1/2 in. in diameter. Such depths shall be measured from the existing ground surface, the proposed finished grade or subgrade, whichever is lower.

3.04 STRIPPING

- A. All stumps, roots, foreign matter, topsoil, loam, and unsuitable earth shall be stripped from the ground surface. The topsoil and loam shall be utilized insofar as possible, for finished surfacing. Loam shall not be taken from the site.

3.05 DISPOSAL

- A. All material resulting from clearing and grubbing and not scheduled for reuse or stockpiling shall become the property of the Contractor and shall be suitably disposed of off site, unless otherwise directed by the Engineer, in accordance with all applicable laws, ordinances, rules and regulations.
- B. Such disposal shall be performed as promptly as possible after removal of the material and shall not be left until the final period of cleaning up.

3.06 FENCES

- A. Wherever fences need to be removed to provide access to the work or are damaged during the progress of work, they shall be restored or repaired to as good a condition as existed prior to construction at the Contractor's expense.

-- END OF SECTION --

SECTION 311400**STRIPPING****PART 1 - GENERAL****1.01 WORK INCLUDED**

- A. This Section includes the requirements for stripping designated area(s) as shown on the Contract Drawings. The work shall consist of the excavation and removal of all topsoil, organic and other unsuitable matter at the location(s) and to the stripping limits required by the work shown on the Contract Drawings.

1.02 REFERENCES

Not Used.

PART 2 - PRODUCTS

Not used.

PART 3 - EXECUTION

- A. The area(s) designated for stripping shall be stripped to a depth of six (6) inches.
- B. Stripped material shall be stockpiled at designated areas for later use or removed from the site.
Stripped material stockpiles shall be enclosed by silt fence.
- C. Objectionable materials encountered during the stripping operation shall be removed from the site and be legally disposed of.
- D. The Contractor shall be responsible for compliance with all Federal, State and local laws and regulations relative to disposal by removal, and for obtaining all necessary permits and payment of fees for removal or disposal.

- END OF SECTION -

SECTION 312000**EARTHWORK****PART 1 - GENERAL****1.01 DESCRIPTION OF WORK**

- A. Extent of earthwork is indicated on the Drawings.
 - 1. Preparation of subgrade for pavements is included as part of this work.
 - 2. Engineered fill for support of building or basin slabs is included as part of this work.
 - 3. Backfilling of tanks, basins, basements and trenches within building line is included as part of this work.
- B. Excavation for Mechanical/Electrical Work: Excavation and backfill required in conjunction with underground mechanical and electrical utilities, and buried mechanical and electrical appurtenances is included as work of this Section.
- C. Definition: "Excavation" consists of removal of all material encountered to subgrade elevations and subsequent disposal or reuse of materials removed.

1.02 REFERENCES

- A. Materials and installation shall be in accordance with the latest revisions of the following codes, standards, and specifications, except where more stringent requirements have been specified herein:
 - 1. American Society for Testing and Materials (ASTM)
 - a. A328 Specification for Steel Sheet Piling
 - b. D698 Test Method for Laboratory Compaction Characteristics of Soil Using Standard Effort (12,400 ft-lbf/ft³) (600 kN-m/m³)
 - c. D1556 Test Method for Density and Unit Weight of Soil in Place by the Sand-Cone Method
 - d. D1760 Specification for Pressure Treatment of Timber Products
 - e. D2922 Test Methods for Density of Soil and Soil Aggregate in Place by Nuclear Methods (Shallow Depth)

1.03 DEFINITIONS

- A. Excavation (or Trenching)
 - 1. Grubbing, stripping, removing, storing and rehandling of all materials of every name and nature necessary to be removed for all purposes incidental to the construction and completion of all the work under construction.
 - 2. All sheeting, sheetpiling, bracing and shoring, and the placing, driving, cutting off and removing of the same.

3. All diking, ditching, fluming, cofferdamming, pumping, bailing, draining, well pointing, or otherwise disposing of water.
 4. The removing and disposing of all surplus materials from the excavations in the manner specified.
 5. The maintenance, accommodation and protection of travel and the temporary paving of highways, roads and driveways.
 6. The supporting and protecting of all tracks, rails, buildings, curbs, sidewalks, pavements, overhead wires, poles, trees, vines, shrubbery, pipes, sewers, conduits or other structures or property in the vicinity of the work, whether over- or underground or which appear within or adjacent to the excavations, and the restoration of the same in case of settlement or other injury.
 7. All temporary bridging and fencing and the removing of same.
- B. Earth
1. All materials such as sand, gravel, clay, loam, ashes, cinders, pavements, muck, roots or pieces of timber, soft or disintegrated rock, not requiring blasting, barring, or wedging from their original beds, and specifically excluding all ledge or bedrock and individual boulders or masonry larger than one-half cubic yard in volume.
- C. Backfill
1. The refilling of excavation and trenches to the line of filling indicated on the Contract Drawings or as directed using materials suitable for refilling of excavations and trenches; and the compacting of all materials used in filling or refilling by rolling, ramming, watering, puddling, etc., as may be required.
- D. Spoil
1. Surplus excavated materials not required or not suitable for backfills or embankments.
- E. Embankments
1. Fills constructed above the original surface of the ground or such other elevation as specified or directed.
- F. Limiting Subgrade
1. The underside of the pipe barrel for pipelines
 2. The underside of footing lines for structures
- G. Excavation Below Subgrade
1. Excavation below the limiting subgrades of structures or pipelines.
 2. Where materials encountered at the limiting subgrades are not suitable for proper support of structures or pipelines, the Contractor shall excavate to such new lines and grades as required.

1.04 RELATED WORK

- A. Dewatering is included in elsewhere in this specification.
- B. Erosion and sedimentation control is included in this Division, Section 312500, SPECIAL CONDITIONS, SC-40.
- C. Yard piping is included in this Division, Section 331413.
- D. Seeding is included in this Division, Section 329200.

1.05 QUALITY ASSURANCE

- A. Codes and Standards: Perform excavation work in compliance with applicable requirements of governing authorities having jurisdiction.
- B. Testing and Inspection Service: The Owner shall engage the services of a qualified geotechnical engineering, inspection, and testing firm for quality control testing during earthwork operations.

1.06 SUBMITTALS

- A. Test Reports - Excavating: Copies of all test reports and field reports shall be made available to the Owner and the Engineer.
- B. The Contractor shall provide access to site areas, borrow pits and other areas for testing. The Contractor shall also indicate the need for tests to be performed. The Contractor may prepare any tests necessary for the conduct of his work.

1.07 JOB CONDITIONS

- A. Site Information:
 - 1. Data on indicated subsurface conditions are not intended as representations or warranties of accuracy or continuity between soil borings. It is expressly understood that the Owner will not be responsible for interpretation or conclusions drawn therefrom by Contractor. Data are made available for convenience of Contractor.
 - 2. Additional test borings and other exploratory operations may be made by Contractor at no cost to Owner.
 - 3. A geotechnical investigation has not been carried out at the site.
- B. Existing Utilities: Prior to commencement of work, the Contractor shall locate existing underground utilities in areas of the work. If utilities are to remain in place, provide adequate means of protection during earthwork operations where required.
- C. Use of Explosives: SPECIAL CONDITIONS, SC-37
- D. Protection of Persons and Property: Barricade open excavations occurring as part of this work and post with warning lights.
 - 1. Operate warning lights as recommended by authorities having jurisdiction.

2. Protect structures, utilities, sidewalks, pavements, and other facilities from damage caused by settlement, lateral movement, undermining, washout, and other hazards created by earthwork operations.

PART 2 - PRODUCTS

2.01 SOIL MATERIALS - DEFINITIONS

- A. Subbase Material: Naturally or artificially graded mixture of natural or crushed gravel, crushed stone, crushed slag, natural or crushed sand.
- B. Drainage Fill: Washed, uniformly graded mixture of crushed stone or crushed gravel conforming to No. 57 of Kentucky Department of Highways Standard Specifications.
- C. Backfill and Non-Structural Fill Materials: Satisfactory soil materials free of debris, waste, frozen materials, vegetable, and other deleterious matter. No. 57 stone is also used as backfill material at selected structures.
- D. Granular Structural Fill: Granular structural fill shall be used in areas where indicated in this specification. Granular structural fill shall consist of a crushed stone conforming to gradation requirements of Kentucky Department of Highways and having less than 5% passing the No. 200 sieve. Placing and compaction of the granular structural fill shall be in general accordance with Kentucky Department of Highways Standard Specifications and this specification.

2.02 FILTER FABRIC

- A. Material shall be non-woven polyester or polypropylene geotextile having an equivalent opening size no finer than U.S. Standard Sieve No. 200 and no coarser than a U.S. Standard Sieve No. 140.
- B. An acceptable product is Typar 3601 manufactured by the Dupont Corporation. Other equivalent products shall be submitted to the Engineer for review and approval prior to usage.

PART 3 - EXECUTION

3.01 EXCAVATION

- A. Excavation includes excavation to subgrade elevations including excavation of earth, rock, bricks, wood, cinders, and other debris. All excavation of materials shall be included in the lump sum portion of the work and will be UNCLASSIFIED AND NO ADDITIONAL PAYMENT WILL BE MADE REGARDLESS OF TYPE OF MATERIAL ENCOUNTERED.
- B. Unauthorized excavation consists of removal of materials beyond indicated subgrade elevations or dimensions without specific direction of Engineer. Unauthorized excavation, as well as remedial work directed by Engineer, shall be at Contractor's expense.
 1. Under footings, foundation bases, or retaining walls, fill unauthorized excavation by extending indicated bottom elevation of footing or base to excavation bottom, without altering required top elevation. Lean concrete fill may be used to bring elevations to proper position, when acceptable to the Engineer.

2. Elsewhere, backfill and compact unauthorized excavations as specified for authorized excavations of same classification.
 3. All material which slides, falls or caves into the established limits of excavations due to any cause whatsoever, shall be removed and disposed of at the Contractor's expense and no extra compensation will be paid the Contractor for any materials ordered for refilling the void areas left by the slide, fall or cave-in.
- C. Additional Excavation: When excavation has reached required subgrade elevations, notify the Geotechnical Engineer who will make an inspection of conditions. The surface of the excavated area shall be "proofrolled" with a loaded truck or other heavy construction equipment.
1. If unsuitable bearing materials are encountered at required subgrade elevations, carry excavation deeper and replace excavated material as directed in writing by the Engineer.
 2. Removal of unsuitable material and its replacement as directed will be paid on basis of Contract conditions relative to changes in work.
- D. Stability of Excavations:
1. Slope sides of excavations to comply with local codes and ordinances having jurisdiction. Shore and brace where sloping is not possible because of space restrictions or stability of material excavated.
 2. Maintain sides and slopes of excavations in safe condition until completion of backfilling.
- E. Shoring and Bracing: Provide materials for shoring and bracing, such as sheet piling, uprights, stringers, and cross-braces, in good serviceable condition.
1. Establish requirements for trench shoring and bracing to comply with local codes and authorities having jurisdiction.
 2. Maintain shoring and bracing in excavations regardless of time period excavations will be open. Carry down shoring and bracing as excavation progresses.
 3. Provide permanent steel sheet piling or pressure crested timber sheet piling wherever subsequent removal of sheet piling might permit lateral movement of soil under adjacent structures. Cut off tops as required and leave permanently in place. In the event the Owner directs the Contractor to leave shoring materials in place, the Owner will reimburse the Contractor for the reasonable cost of leaving such materials in place.
- F. Dewatering: It is anticipated that dewatering may be required at excavations.
- G. Material Storage:
1. Stockpile satisfactory excavated materials where directed, until required for backfill or fill. Place, grade, and shape stockpiles for proper drainage.
 2. Dispose of excess soil material and waste materials offsite at no additional cost to the Owner.
- H. Excavation for Structures

1. Conform to elevations and dimensions shown within a tolerance of plus or minus 0.10 feet and extending a sufficient distance from footings and foundations to permit placing and removal of concrete formwork, installation of services, other construction, and for inspection.
 2. In excavating for footings and foundations, take care not to disturb bottom of excavation. All loose material shall be removed from the excavation just before concrete reinforcement is placed. Trim bottoms to required lines and grades to leave solid base to receive other work.
 3. Protruding rock formations that would interfere with uniform footing bearing shall be removed such that the structure will bear upon uniform engineered fill at least 24 inches thick.
- I. Excavation for Pavements: Cut surface under pavements to comply with cross-sections, elevations, and grades as shown.
- J. Trench Excavation:
1. The Contractor shall include in his lump sum bid all trenching and backfill necessary for installation of all pipe as planned and specified. Trenching shall include clearing and grubbing of all trash, and debris encountered in the trenching. The Contractor shall dispose of such material offsite at no extra cost to the Owner.
 2. All existing facilities shall be protected from danger or damage while pipelines are being constructed and backfilled, and from damage due to settlement of the backfill.
 3. In the event any existing structure is damaged, repair and restoration shall be made at once and backfill shall not be replaced until this is done. Restoration and repair shall be such that the damaged structure is equal to or better than its original condition and can serve its purpose as completely as before. All such restoration and repair shall be done without extra cost to the Owner.
 4. Trenches must be dug to lines and grades shown on the Drawings. Hand trenching may be required in areas where machine trenching would result in undue damage to existing structures and facilities.
 5. Sheeting and shoring of trenches shall be provided at the expense of the Contractor where necessary to protect life, property and the new or existing structures from damage or to maintain maximum permissible trench widths at top of pipe. All necessary materials, including, but not limited to, sheeting, sheet piling, trench jacks, braces, shores and stringers, shall be used to hold trench walls. Sheeting and shoring may be withdrawn as the trenches are being backfilled, after backfill has been tamped over top of the pipe at least 18-inches. If removal before backfill is completed to surface endangers adjacent structures, such as buildings, pipelines, street paving, and sidewalks, then the sheeting and shoring shall be left in place until such danger has passed, and then pulled if practical. Voids caused by sheeting withdrawal shall be backfilled and tamped. If not withdrawn, sheeting shall be cut off at least 18-inches below final surface grade, so there is no obstruction at the ground level. In the event the Owner directs the Contractor to leave shoring materials in place, the Owner will reimburse the Contractor for the reasonable cost of leaving such materials in place.
 6. Where subgrade of trench has insufficient stability to support the pipeline and hold it to its original grade, the Engineer may order stabilization by various means.

Exclusive of dewatering normally required for construction, and instability caused by neglect of the Contractor, the payment necessary for stabilization shall be negotiated.

7. The location of the pipelines and their appurtenances as shown are those intended for the final construction. However, conditions may present themselves before construction on any line is started that would indicate desirable changes in location. The Owner reserves the right to make reasonable changes in line and structure locations without extra cost, except as may be determined by extra units of materials and construction actually involved. The Owner is under no obligation to locate pipelines, so they may be excavated by machine.
8. The Contractor shall only have sufficient trench open ahead of the pipe laying work as necessary for the prosecution of the work, that day. Dig trenches to the uniform width required for the particular item to be installed, sufficiently wide to provide ample working room. Provide a minimum of 9" clearance on both sides of pipe or conduit.
 - a. Excavate trenches to depth indicated or required. Carry depth of trenches for piping to establish indicated flow lines and invert elevations. Beyond building perimeter, keep bottoms of trenches sufficiently below finish grade to avoid freeze-ups.
 - b. Where rock is encountered, carry excavation 6-inches below required elevation and backfill with a 6-inch layer of crushed stone or gravel prior to installation of pipe.
 - c. For pipes or conduit 3-inches or less in nominal size and for flat-bottomed, multiple-duct conduit units, excavate to subbase depth indicated or, if not indicated, then to 4-inches below bottom of work to be supported.
 - d. For pipes or conduit 6-inches or larger in nominal size, and mechanical/electrical work indicated to receive subbase, excavate to subbase depth indicated or, if not otherwise indicated, to 6-inches below bottom of work to be supported.
 - e. Except as otherwise indicated, excavate for exterior water piping (water, drainage) so top of piping is no less than 3-feet 6-inches below finish grade.
 - f. Grade bottom of trenches as indicated, notching under pipe bells to provide solid bearing for entire body of pipe.
 - g. Encase pipe with concrete (full encasement) where trench excavations pass within 18 inches of column or wall footings and which are carried below bottom of such footings, or which pass under wall footings. Place concrete to level of bottom of adjacent footing(s).
 - h. Concrete is specified in Division 3.
 - i. Do not backfill trenches until tests and inspections have been made and backfilling authorized by the Engineer. Use care in backfilling to avoid damage or displacement of pipe systems.
 - j. For piping or conduit less than 3-feet 6-inches below surface of roadways, furnish and install steel casing pipe, minimum wall thickness of 5/16", of

sufficient diameter to carry the pipe or conduit to at least two feet beyond outside edge of pavement.

- K. Cold Weather Protection: Protect excavation bottoms against freezing when atmospheric temperature is less than 35°F (1°C).

3.02 REMOVAL OF WATER

A. General

1. The Contractor shall at all times provide and maintain proper and satisfactory means and devices for the removal of all water entering the excavations, and shall remove all such water as fast as it may collect, in such manner as shall not interfere with the prosecution of the work or the proper placing of pipes, structures, or other work.
2. Unless otherwise specified, all excavations which extend down to or below the static groundwater elevations shall be dewatered by lowering and maintaining the groundwater beneath such excavations at all times when work thereon is in progress, during subgrade preparation and the placing of the structure or pipe thereon.
3. Water shall not be allowed to rise over or come in contact with any masonry, concrete or mortar, until at least 24 hours after placement, and no stream of water shall be allowed to flow over such work until such time as the Engineer may permit.
4. Where the presence of fine grained subsurface materials and a high groundwater table may cause the upward flow of water into the excavation with a resulting quick or unstable condition, the Contractor shall install and operate a well point system to prevent the upward flow of water during construction.
5. Water pumped or drained from excavations, or any sewers, drains or water courses encountered in the work, shall be disposed of in a suitable manner without injury to adjacent property, the work under construction, or to pavements, roads, drives, and water courses. No water shall be discharged to sanitary sewers. Sanitary sewage shall be pumped to sanitary sewers or shall be disposed of by an approved method.
6. Any damage caused by or resulting from dewatering operations shall be the sole responsibility of the Contractor.

B. Work Included

1. The construction and removal of cofferdams, sheeting and bracing, and the furnishing of materials and labor necessary therefor.
2. The excavation and maintenance of ditches and sluiceways.
3. The furnishing and operation of pumps, well points, and appliances needed to maintain thorough drainage of the work in a satisfactory manner.

C. Well Point Systems

1. Installation
 - a. The well point system shall be designed and installed by or under the supervision of an organization whose principal business is well pointing and

which has at least five consecutive years of similar experience and can furnish a representative list of satisfactory similar operations.

- b. Well point headers, points and other pertinent equipment shall not be placed within the limits of the excavation in such a manner or location as to interfere with the laying of pipe or trenching operations or with the excavation and construction of other structures.
- c. Detached observation wells of similar construction to the well points shall be installed at intervals of not less than 50 feet along the opposite side of the excavation from the header pipe and line of well points, to a depth of at least 5 feet below the proposed excavation. In addition, one well point in every 50 feet shall be fitted with a tee, plug and valve so that the well point can be converted for use as an observation well. Observation wells shall be not less than 1-½ inches in diameter.
- d. Standby gasoline or diesel powered equipment shall be provided so that in the event of failure of the operating equipment, the standby equipment can be readily connected to the system. The standby equipment shall be maintained in good order and actuated regularly not less than twice a week.

2. Operation

- a. Where well points are used, the groundwater shall be lowered and maintained continuously (day and night) at a level not less than 2 feet below the bottom of the excavation. Excavation will not be permitted at a level lower than 2 feet above the water level as indicated by the observation wells.
- b. The effluent pumped from the well points shall be examined periodically by qualified personnel to determine if the system is operating satisfactorily without the removal of fines.
- c. The water level shall not be permitted to rise until construction in the immediate area is completed and the excavation backfilled.

3.03 BACKFILL AND FILL

A. General:

- 1. All material to be used as backfill material shall be tested and approved by the Geotechnical Engineer prior to backfilling excavations.
- 2. With the exception of the organic and inorganic debris, and topsoil, the on-site soil removed from the excavations could be used as non-structural fill or backfill material provided the moisture content of the soil is within acceptable limits. However, offsite borrow material may be required for use as non-structural fill. The use of off-site borrow material shall not result in additional compensation for the Contractor.
- 3. Place acceptable backfill material in maximum 6-8" lifts (loose thickness) to required subgrade elevations, for each area classification listed below.
 - a. In excavations, use satisfactory excavated or borrow material.
 - b. Under slabs, use drainage fill material for a minimum depth of 6-inches. Below drainage fill use satisfactory excavated or borrow material.

- B. Backfill excavations as promptly as work permits, but not until completion of the following:
1. Acceptance of construction below finish grade.
 2. Inspection, testing, approval, and recording locations of underground utilities.
 3. Removal of concrete formwork.
 4. Removal of shoring and bracing, and backfilling of voids with satisfactory materials. Cut off temporary sheet piling driven below bottom of structures and remove in manner to prevent settlement of the structure or utilities, or leave in place if required.
 5. Removal of trash and debris.
- C. Compaction:
1. Control soil compaction during construction providing minimum percentage of density specified for each area classification indicated below.
 - a. Fill under slab-on-grade shall be compacted to 98% Standard Proctor Density, ASTM D698, at a moisture content between 2 percent below to 3 percent above the optimum moisture content.
 - b. Granular structural fill under foundation elements, i.e., footings and base slabs for tanks and basins shall be compacted to 98% Standard Proctor Density, ASTM D698, at a moisture content between 2 percent below to 3 percent above the optimum moisture content.
 2. Moisture Control
 - a. Where subgrade or layer of soil material must be moisture conditioned before compaction, uniformly apply water to surface or subgrade, or layer of soil material, to prevent free water appearing on surface during or subsequent to compaction operations. Do not place backfill or fill material on surfaces that are muddy, frozen, or contain frost or ice.
 - b. Remove and replace, or scarify and air dry, soil material that is too wet to permit compaction to specified density.
 - c. Soil material that has been removed because it is too wet to permit compaction may be stockpiled or spread and allowed to dry. Assist drying by dicing, harrowing, or pulverizing until moisture content is reduced to the optimum moisture for compaction.
 3. Place backfill and fill materials evenly adjacent to structures, piping, or conduit to required elevations. Take care to prevent wedging action of backfill against structures or displacement of piping or conduit by carrying material uniformly around structure, piping, or conduit to approximately same elevation in each lift.
- D. Backfilling Trenches:
1. Backfilling shall be accomplished as soon as practical after pipe has been laid and jointing and alignment approved. Packing of crushed rock between joints shall be uniform and progress as the pipe laying progresses. This is in order to avoid danger

of misalignment from slides, flooding or other causes. The Engineer shall be given a maximum of 24 hours for inspection before backfilling.

2. The backfill over the pipe shall be in accordance with the details shown on the Drawings for bedding and backfilling pipe.
3. In case maximum permissible trench widths (as designated by the pipe manufacturer) are exceeded, the Contractor shall furnish crushed rock backfill to a minimum of 12-inches over the top of pipe at no extra cost to the Owner.
4. If additional earth is required for back filling, it must be obtained and placed by the Contractor.
5. In the case of street, highway, railroad, sidewalk and driveway crossings; or within any roadway paving; or about manholes, valve and meter boxes; the backfill must be mechanically tamped in not over 6 inch layers, measured loose. Alternate method of compacting backfill shall be used, if refill material is in large hard lumps (crushed rock excepted) which cannot be consolidated without leaving voids.
6. Where traffic on streets, driveways, railroads, sidewalks and highways requires temporary surfacing, backfilling shall be terminate 4-inches below original ground level and 4-inches to 6-inches of dense graded aggregate shall be placed on the trench. Backfill shall be maintained easily passable to traffic at original ground level, until acceptance of project or replacement of paving or sidewalks.
7. The Contractor shall protect all sewer, gas, electric, telephone, water, and drain pipes or conduits from damage while pipelines are being constructed and backfilled, and from danger due to settlement of trench backfill.
8. No extra payment shall be made for backfilling of any kind, except as specified hereinbefore. Backfilling shall be included as a part of the lump sum bid. No extra payment will be made to the Contractor for supplying outside materials for backfill.
9. On completion of the project, all backfill shall be dressed; holes filled; and surplus material hauled away. All permanent walks, street paving, roadway, etc., shall be restored and repaved to match existing pavement thickness over a width equal to the trench width plus 2 feet. A compacted subbase of 12" of KDOT DGA crushed stone with less than 5% passing the No. 200 sieve shall be added under concrete pavements (10" under asphalt concrete pavement).

3.04 GRADING

- A. General: Uniformly grade areas within limits of grading under this section, including adjacent transition areas. Smooth finished surface within specified tolerances, compact with uniform levels or slopes between points where elevations are indicated, or between such points and existing grades.
- B. Grading Outside Building Lines:
 1. All materials used for backfill around structures shall be of a quality acceptable to the Engineer and shall be free from large or frozen lumps, wood and other extraneous material. All spaces excavated and not occupied by footings, foundations, walls or other permanent work shall be refilled with earth up to the surface of the surrounding ground, unless otherwise specified, with sufficient allowance for settlement. In making the fills and terraces around the structures, the

fill shall be placed in layers not exceeding 8-inches in depth and shall be kept smooth as the work progresses. Each layer of the fill shall be compacted. Sections of the fill immediately adjacent to buildings or structures shall be thoroughly compacted by means of mechanical tamping or hand tamping as may be required by the conditions encountered. All fills shall be placed so as to load structures symmetrically.

2. As set out hereinbefore, rough grading shall be held below finished grade and then the topsoil, which has been stockpiled, shall be evenly spread over the surface. The grading shall be brought to the levels shown on the Drawings. Final dressing shall be accomplished by hand work or machine work, or a combination of these methods as may be necessary to produce a uniform and smooth finish to all parts of the regrade. The surface shall be free from clods greater than 2-inches in diameter. Excavated rock may be placed in the fills, but it shall be thoroughly covered. Rock placed in fills shall not be closer than 12-inches from finished grade.
3. Grade areas adjacent to building lines to drain away from structures and to prevent ponding. Finish surfaces free from irregular surface changes, and as follows:
 - a. Walks: Shape surface of areas under walks to line, grade, and cross-section, with finish surface not above or 1.0 inch below required subgrade elevation.
 - b. Pavements: Shape surface of areas under pavement to line, grade, and cross-section, with finish surface not more than 1.0 in. below required subgrade elevation.
- C. Grading Surface of Fill Under Building Slabs: Grade smooth and even, free of voids, compacted as specified, and to required elevation. Provide final grades within a tolerance of 1.0 in. above or 1.0 in. below required subgrade elevation when tested with a 10-ft. straightedge.
- D. Compaction: After grading, compact subgrade surfaces to the depth and indicated percentage of maximum or standard proctor density for each area classification.
- E. Slope Protection and Erosion Control: Conform to the requirements of Section 02270 for permanent slope protection and erosion control.

3.05 FIELD QUALITY CONTROL

- A. Quality Control Testing During Construction:
 1. Allow the Geotechnical Engineer to inspect and report to the Engineer on findings and approve subgrades and fill layers before further construction work is performed.
 2. Perform field density tests in accordance with ASTM D 1556 (sand cone method), ASTM D 2167 (rubber balloon method), or ASTM D 2992 (nuclear density method), as applicable and at a frequency necessary to be reasonably assured that adequate compaction is achieved.
- B. If in the opinion of the Engineer, based on testing service reports and inspection, subgrade or fills which have been placed are below specified density, provide additional compaction and testing at no additional expense to the Owner.

3.06 MAINTENANCE

- A. Reconditioning Compacted Areas: Where completed compacted areas are disturbed by subsequent construction operations or adverse weather, scarify surface, reshape, and compact to required density prior to further construction.
- B. Settling: Where settling is measurable or observable at excavated areas during general project warranty period, remove surface (pavement, or other finish), add backfill material, compact, and replace surface treatment. Restore appearance, quality, and condition of surface or finish to match adjacent work, and eliminate evidence of restoration to greatest extent possible.

3.07 DISPOSAL OF EXCESS NON-ORGANIC SOIL AND ROCK

- A. General: All excess excavated material shall become the property of the Contractor and shall be disposed by him outside the project limits. It is the Contractor's responsibility to locate a suitable waste area off-site, obtain necessary permits or use of the waste area and be in compliance with applicable laws and regulations.

- END OF SECTION -

SECTION 312213
ROUGH GRADING

PART 1 - GENERAL

1.01 WORK INCLUDED

- A. Remove topsoil and stockpile for later reuse.
- B. Grade and rough contour site.

1.02 RELATED WORK

- A. Geotechnical investigation report is not available for this project.
- B. SECTION 312213 – ROUGH GRADING
- C. SECTION 312000 – EARTH MOVING.

1.03 PROJECT RECORD DOCUMENTS

- A. Submit document.
- B. Accurately record location of utilities remaining, rerouted utilities, new utilities by horizontal dimensions, elevations or inverts, and slope gradients.

1.04 PROTECTION

- A. Protect trees and other features remaining as portion of final landscaping.
- B. Protect bench marks, existing structures, fences, roads, sidewalks and other features not designated for demolition.
- C. Protect above or below grade utilities which are to remain.
- D. Contractor shall be responsible for repairing any damage to those items not designated for demolition or removal in a manner satisfactory to the Owner at no additional cost to the Owner.

PART 2 - PRODUCTS

2.01 MATERIALS

- A. Topsoil: Excavated material, graded free of roots, rocks larger than one inch, subsoil, debris, and large weeds.
- B. Subsoil: Excavated material, graded free of lumps larger than 12 inches, rocks larger than 12 inches, and debris.

PART 3 - EXECUTION**3.01 PREPARATION**

- A. Identify required lines, levels, contours, and datum.
- B. Identify known below grade utilities. Stake and flag locations.
- C. Identify and flag above grade utilities.
- D. Maintain and protect existing utilities remaining which pass through work area.
- E. Upon discovery of unknown utility or concealed conditions, discontinue affected work; notify Engineer.

3.02 TOPSOIL EXCAVATION

- A. Excavate topsoil from areas to be further excavated, and stockpile in area designated on site by the Engineer.
- B. Do not excavate wet topsoil.
- C. Stockpile topsoil to depth not exceeding 8 feet.

3.03 SUBSOIL EXCAVATION

- A. Excavate subsoil from indicated areas and stockpile in area designated on site. Excess subsoil may be reused according to DIVISION 31.
- B. Do not excavate wet subsoil.
- C. Stockpile subsoil to depth not exceeding 8 feet.
- D. When excavation through roots is necessary, perform work by hand and cut roots with a sharp axe.

3.04 TOLERANCES

- A. Top Surface of Subgrade: Plus or minus three inches.

- END OF SECTION -

SECTION 312316**EXCAVATION****PART 1 - GENERAL****1.01 WORK INCLUDED**

- A. Structure excavation.
- B. Shoring excavations.

1.02 RELATED WORK

- A. Geotechnical Report in these specifications.
- B. SECTION 014500 - Quality Control.
- C. SECTION 312317 - Rock Removal.
- D. SECTION 312213 - Rough Grading.
- E. SECTION 312333 – Trenching & Backfilling.

1.03 REGULATORY REQUIREMENTS

- A. Protect excavations by shoring, bracing, sheet piling, underpinning, or other methods required to prevent cave-in or loose soil from falling into excavation.
- B. Underpin adjacent structures which may be damaged by excavation work, including service utilities and pipe chases.
- C. Notify Engineer of unexpected subsurface conditions and discontinue affected work in area until notified to resume work.
- D. Protect bottom of excavations and soil adjacent to and beneath foundations from frost.
- E. Grade excavation top perimeter to prevent surface water run-off into excavation.

PART 2 - PRODUCTS**2.01 MATERIALS**

- A. Subsoil: Excavated material, graded free of lumps larger than 12 inches, rocks larger than 12 inches, and debris.
- B. # 57's or # 9's: Mineral aggregate graded 1/4 inch to 5/8 inch, free of soil, subsoil, clay, shale, or foreign matter.

PART 3 - EXECUTION**3.01 PREPARATION**

Identify required liens, levels, contours, and datum.

3.02 EXCAVATION

- A. Excavate subsoil required for structure foundations, construction operations, and other work. All excavation shall be unclassified excavation.
- B. Contractor is responsible to adequately brace open cuts and protect workmen and equipment from cave-in.
- C. Remove lumped subsoil, boulders, and rock up to 1/3 cu. yd., measured by volume. Remove larger material under Section 312317.
- D. Correct unauthorized excavation at no cost to Owner.
- E. Fill over-excavated areas under structure bearing surfaces in accordance with direction by Engineer.
- F. Stockpile excavated material in area designated on site.

3.03 FIELD QUALITY CONTROL

Provide for visual inspection of rock surfaces under provisions of Section 014500.

- END OF SECTION -

SECTION 312317**ROCK REMOVAL****PART 1 GENERAL****1.01 SUMMARY**

- A. This Section includes removal to the widths and depths shown on the Contract Drawings or as directed by the Engineer, including the loosening, removing, transporting, storing and disposal of all materials requiring blasting, barring, or wedging for removal from their original beds, and backfill of rock excavations with acceptable materials
- B. Use of explosives for rock removal shall be used only with prior permission from both the Engineer and Owner. **Blasting will NOT be permitted in this project.**
- C. Rock removal is part of and incidental to unclassified excavation. No separate payment shall be made for rock removal.

1.02 SUBMITTALS

- A. In addition to those submittals identified in the General Provisions, the following items shall be submitted:
 - 1. Before any blasting operations begin the Contractor shall obtain all permits and licenses required.

1.03 DEFINITIONS

- A. Rock
 - 1. All pieces of ledge or bedrock, boulders or masonry larger than one-half cubic yard in volume.
 - 2. Any material requiring blasting, barring, or wedging for removal from its original bed.

PART 2 PRODUCTS

NOT USED

PART 3 EXECUTION**3.01 BLASTING (Use of explosives for rock removal shall be used only with prior permission from both the Engineer and Owner.)**

- A. General
 - 1. Handling of explosives and blasting shall be done only by experienced persons.

2. Handling and blasting shall be in accordance with all Federal, State and local laws, rules and regulations relating to the possession, handling, storage and transportation and use of explosives.
 3. All blasts in open cut shall be properly covered and protected with approved blasting mats.
 4. Charges shall be of such size that the excavation will not be unduly large and shall be so arranged and timed that adjacent rock, upon or against which pipelines or structures are to be built, will not be shattered.
 5. Blasting will not be permitted within 25 feet of pipelines or structures.
 6. All existing pipes or structures exposed during excavation shall be adequately protected from damage before proceeding with the blasting.
 7. NFPA 495 - Code for Manufacture, Transportation, Storage and Use of Explosive Materials.
 8. Commonwealth of Kentucky Department of Mines and Minerals, Laws and Regulations Governing Explosives and Blasting.
- B. Repair of Damages Due to Blasting
1. Any injury or damage to the work or to existing pipes or structures shall be repaired or rebuilt by the Contractor at his expense.
 2. Whenever blasting may damage adjacent rock, pipes or structures, blasting shall be discontinued and the rock removed by drilling, barring, wedging or other methods.
- C. Explosives
1. At no time shall an excessive amount of explosives be kept at the site of the work. Such explosives shall be stored, handled and used in conformity with all applicable laws and regulations.
 2. Accurate daily records shall be kept showing the amounts of explosives on hand, both at the site and at any storage magazine, the quantities received and issued, and the purpose for which issued.
 3. The Contractor shall be responsible for any damage or injury to any persons, property or structures as a result of his handling, storage or use of explosives.
- D. Rock Clearance in Trenches
1. Ledge rock, boulders and large stones shall be removed from the sides and bottom of the trench to provide clearance for the specified embedment of each pipe section, joint or appurtenance; but in no instance shall the clearance be less than 6 inches. Additional clearance at the pipe bell or joint shall be provided to allow for the proper make-up of the joint.
 2. At the transition from an earth bottom to a rock bottom the minimum bottom clearance shall be 12 inches for a distance of not less than 5 feet.
- E. Rock Clearance at Structures

1. Concrete for structures shall be placed directly on the rock and the excavation shall be only to the elevations and grades shown on the Contract Drawings.

3.02 EXCAVATION AND BACKFILL

- A. Rock removal and backfilling shall be performed in accordance with the applicable provisions of the Section entitled "Earthwork".
- B. The rock excavated which cannot be incorporated into the backfill material, as specified, shall be disposed of as spoil and shall be replaced with the quantity of acceptable material required for backfilling.

-END OF SECTION-

SECTION 312333**TRENCHING, BACKFILLING AND COMPACTING****PART 1 GENERAL****1.01 SUMMARY**

- A. This Section includes excavation and backfill as required for pipe installation or other construction in the trench, and removal and disposal of water, in accordance with the applicable provisions of the Section entitled "Earthwork" unless modified herein.

PART 2 PRODUCTS

NOT USED

PART 3 EXECUTION**3.01 EXCAVATION**

- A. The trench excavation shall be located as shown on the Contract Drawings or as specified. Under ordinary conditions, excavation shall be by open cut from the ground surface. Where the depth of trench and soil conditions permit, tunneling may be required beneath cross walks, curbs, gutters, pavements, trees, driveways, railroad tracks and other surface structures. No additional compensation will be allowed for such tunneling over the price bid for open cut excavation of equivalent depths below the ground surface unless such tunnel excavation is specifically provided for in the Contract Documents.
- B. Trenches shall be excavated to maintain the depths as shown on the Contract Drawings or as specified for the type of pipe to be installed.
- C. The alignment and depth shall be determined and maintained by the use of a string line installed on batter boards above the trench, a double string line installed along side of the trench or a laser beam system.
- D. The minimum width of trench excavation shall be 6-inches on each side of the pipe hub for 21-inch diameter pipe and smaller and 12-inches on each side of the pipe hub for 24-inch diameter pipe and larger.
- E. Trenches shall not be opened for more than 300 feet in advance of pipe installation nor left unfilled for more than 100 feet in the rear of the installed pipe when work is in progress without the consent of the Engineer. Open trenches shall be protected and barricaded as required.
- F. Bridging across open trenches shall be constructed and maintained where required.

3.02 SUBGRADE PREPARATION FOR PIPE

- A. Where pipe is to be laid on undisturbed bottom of excavated trench, mechanical excavation shall not extend lower than the finished subgrade elevation at any point.
- B. Where pipe is to be laid on special granular material the excavation below subgrade shall be to the depth specified or directed. The excavation below subgrade shall be refilled with special granular material as specified or directed, shall be deposited in layers not to

exceed 6 inches and shall be thoroughly compacted prior to the preparation of pipe subgrade.

- C. The subgrade shall be prepared by shaping with hand tools to the contour of the pipe barrel to allow for uniform and continuous bearing and support on solid undisturbed ground or embedment for the entire length of the pipe.
- D. Pipe subgrade preparation shall be performed immediately prior to installing the pipe in the trench. Where bell holes are required they shall be made after the subgrade preparation is complete and shall be only of sufficient length to prevent any part of the bell from becoming in contact with the trench bottom and allowing space for joint assembly.

3.03 STORAGE OF MATERIALS

- A. Traffic shall be maintained at all times in accordance with the applicable Highway Permits. Where no Highway Permit is required at least one-half of the street must be kept open for traffic.
- B. Where conditions do not permit storage of materials adjacent to the trench, the material excavated from a length as may be required, shall be removed by the Contractor, at his cost and expense, as soon as excavated. The material subsequently excavated shall be used to refill the trench where the pipe had been built, provided it be of suitable character. The excess material shall be removed to locations selected and obtained by the Contractor.
 - 1. The Contractor shall, at his cost and expense, bring back adequate amounts of satisfactory excavated materials as may be required to properly refill the trenches.
- C. If directed by the Engineer, the Contractor shall refill trenches with select fill or other suitable materials and excess excavated materials shall be disposed of as spoil.

3.04 REMOVAL OF WATER AND DRAINAGE

- A. The Contractor shall at all times provide and maintain proper and satisfactory means and devices for the removal of all water entering the trench, and shall remove all such water as fast as it may collect, in such manner as shall not interfere with the prosecution of the work.
- B. The removal of water shall be in accordance with the Section entitled "Earthwork".

3.05 PIPE EMBEDMENT

- A. All pipe shall be protected from lateral displacement and possible damage resulting from superimposed backfill loads, impact or unbalanced loading during backfilling operations by being adequately embedded in suitable pipe embedment material. To ensure adequate lateral and vertical stability of the installed pipe during pipe jointing and embedment operations, a sufficient amount of the pipe embedment material to hold the pipe in rigid alignment shall be uniformly deposited and thoroughly compacted on each side, and back of the bell, of each pipe as laid.
- B. Concrete cradle and encasement of the class specified shall be installed where and as shown on the Contract Drawings or ordered by the Engineer. Before any concrete is placed, the pipe shall be securely blocked and braced to prevent movement or flotation. The concrete cradle or encasement shall extend the full width of the trench as excavated

unless otherwise authorized by the Engineer. Where concrete is to be placed in a sheeted trench it shall be poured directly against sheeting to be left in place or against a bond-breaker if the sheeting is to be removed.

- C. Embedment materials placed above the centerline of the pipe or above the concrete cradle to a depth of 12 inches above the top of the pipe barrel shall be deposited in such manner as to not damage the pipe. Compaction shall be as required for the type of embedment being installed.

3.06 BACKFILL ABOVE EMBEDMENT

- A. The remaining portion of the pipe trench above the embedment shall be refilled with suitable materials compacted as specified.
 - 1. Where trenches are within the ditch-to-ditch limits of any street or road or within a driveway or sidewalk, or shall be under a structure, the trench shall be refilled in horizontal layers not more than 8 inches in thickness, and compacted to obtain 95% maximum density, and determined as set forth in the Section entitled "Earthwork".
 - 2. Where trenches are in open fields or unimproved areas outside of the ditch limits of roads, the backfilling may be by placing the material in the trench and mounding the surface.
 - 3. Hand tamping shall be required around buried utility lines or other subsurface features that could be damaged by mechanical compaction equipment.
- B. Backfilling of trenches beneath, across or adjacent to drainage ditches and water courses shall be done in such a manner that water will not accumulate in unfilled or partially filled trenches and the backfill shall be protected from surface erosion by adequate means.
 - 1. Where trenches cross waterways, the backfill surface exposed on the bottom and slopes thereof shall be protected by means of stone or concrete rip-rap or pavement.
- C. All settlement of the backfill shall be refilled and compacted as it occurs.

-END OF SECTION-

SECTION 312500

SLOPE PROTECTION AND EROSION CONTROL

PART 1 - GENERAL

1.01 WORK INCLUDED

- A. The Contractor shall do all work and take all measures necessary to control soil erosion resulting from construction operations, shall prevent the flow of sediment from the construction site, and shall contain construction materials (including excavation and backfill) within his protected working area so as to prevent damage to adjacent property.
- B. The Contractor shall not employ any construction method that violates a rule, regulation, guideline or procedure established by Federal, State or local agencies having jurisdiction over the environmental effects of construction. The Contractor shall be responsible for obtaining all associated permits.
- C. Pollutants such as chemicals, fuels, lubricants, bitumen, raw sewage and other harmful waste shall not be discharged into or alongside of any body of water or into natural or man-made channels leading thereto.

PART 2 - PRODUCTS

2.01 MATERIALS

- A. Temporary Slope Protection and Erosion Control:

Bales may be hay or straw, and shall be reasonably clean and free of noxious weeds and deleterious materials. Filter fabric for sediment traps shall be of suitable materials acceptable to the Engineer.
- B. Permanent Slope Protection and Erosion Control:

On slopes 2H:1V and steeper, and where shown on the drawings place Type A Dumped Rock Fill with a 24-inch minimum thickness over non-woven geotextile filter fabric.

PART 3 - EXECUTION

3.01 METHODS OF CONSTRUCTION

- A. The Contractor shall use any of the acceptable methods necessary to control soil erosion and prevent the flow of sediment to the maximum extent possible. These methods shall include, but not be limited to, the use of water diversion structures, diversion ditches and settling basins.
- B. Construction operations shall be restricted to the areas of work indicated on the Drawings and to the area which must be entered for the construction of temporary or permanent facilities. The Engineer has the authority to limit the surface area of erodible earth material exposed by clearing and grubbing, excavation, borrow and fill operations and to direct the Contractor to provide immediate permanent or temporary pollution control measures to prevent contamination of the wetlands and adjacent watercourses. Such work may involve the construction of temporary berms, dikes, dams, sediment

basins, slope drains, and use of temporary mulches, mats, or other control devices or methods as necessary to control erosion.

- C. Excavated soil material shall not be placed adjacent to the wetlands or watercourses in a manner that will cause it to be washed away by high water or runoff. Earth berms or diversions shall be constructed to intercept and divert runoff water away from critical areas. Diversion outlets shall be stable or shall be stabilized by means acceptable to the Engineer. If for any reason construction materials are washed away during the course of construction, the Contractor shall remove those materials from the fouled areas as directed by the Engineer.
- D. For work within easements, all materials used in construction such as excavation, backfill, roadway, and pipe bedding and equipment shall be kept within the limits of the easements.
- E. The Contractor shall not pump silt-laden water from trenches or other excavations into the wetlands, or adjacent watercourses. Instead, silt-laden water from his excavations shall be discharged within areas surrounded by baled hay or into sediment traps to ensure that only sediment-free water is returned to the watercourses. Damage to vegetation by excessive watering or silt accumulation in the discharge area shall be avoided.
- F. Prohibited construction procedures include, but are not limited to, the following:
 - 1. Dumping of spoil material into any streams, wetlands, surface waters, or unspecified locations.
 - 2. Indiscriminate, arbitrary, or capricious operation of equipment in wetlands or surface waters.
 - 3. Pumping of silt-laden water from trenches or excavations into surface waters, or wetlands.
 - 4. Damaging vegetation adjacent to or outside of the construction area limits.
 - 5. Disposal of trees, brush, debris, paints, chemicals, asphalt products, concrete curing compounds, fuels, lubricants, insecticides, washwater from concrete trucks or hydroseeders, or any other pollutant in wetlands, surface waters, or unspecified locations.
 - 6. Permanent or unauthorized alteration of the flow line of any stream.
 - 7. Open burning of debris from the construction work.
- G. Any temporary working roadways required shall be clean fill approved by the Engineer. In the event fill is used, the Contractor shall take every precaution to prevent the fill from mixing with native materials of the site. All such foreign fill materials shall be removed from the site following construction.

3.02 EROSION CHECKS

The Contractor shall furnish and install baled hay or straw erosion checks in all locations indicated on the Drawings, surrounding the base of all deposits of stored excavated material outside of the disturbed area, and where indicated by the Engineer. Checks, where indicated on the Drawings, shall be installed immediately after the site is cleared and before trench excavation is begun at the location indicated. Checks located surrounding stored material shall be located approximately 6 ft. from that material. Bales shall be held in place with two 2 in. by 2 in. by 3 ft. wooden stakes. Each bale shall be butted tightly against the adjoining bale to preclude short circuiting of the erosion check.

DIVISION 32
EXTERIOR IMPROVEMENTS

SECTION 321216
ASPHALT PAVING

PART 1 - GENERAL

1.01 SCOPE OF WORK

- A. The hot-mix asphalt paving work includes the construction of an aggregate base course, asphalt base and wearing courses as specified herein. This work is to replace paving disturbed by the construction and any damages to paving by Contractor's operations, as well as new pavement and driveways, within the limits shown on the plans.

1.02 RELATED WORK SPECIFIED ELSEWHERE

- A. The general provisions of the Contract, including General Conditions and General Requirements apply to the work specified in this section.
- B. Earthwork: Section 31 20 00

1.03 APPLICABLE STANDARDS

- A. All references in this section to the Standard Specifications shall refer to the most recent Edition of Standard Specifications for Road and Bridge Construction with all amendments thereto as published by the Kentucky Transportation Cabinet (KYTC).

1.04 SUBMITTALS

- A. Job-Mix Designs: For each job mix proposed for the Work.
- B. Comply with the requirements of Section 013323.

1.05 QUALITY ASSURANCE

- A. Hot Mix Asphalt Producer Qualifications: Engage a firm experienced in producing hot-mix asphalt similar to that indicated for this Project and with a record of successful in-service performance.
- B. Producer firms shall be qualified through the Kentucky Transportation Cabinet as an approved Asphalt Mix Producing Firm.
- C. Testing and inspection: The Contractor shall retain a qualified testing laboratory for testing and inspection.

1.06 PROJECT CONDITIONS

- A. Environmental Limitations: Do not apply asphalt materials if subgrade is wet or excessively damp. Comply with the provisions of KYTC Standard Specifications for temperature requirements.
- B. Grade Control: Establish and maintain required lines and elevations.

PART 2 – PRODUCTS

2.01 AGGREGATES

- A. General: Use materials and gradations that have performed satisfactorily in previous installations.
- B. Aggregate Base Course: Dense Graded Aggregate Base (DGA) complying with Section 302 and 805 of the Standard Specifications.
- C. Coarse Aggregate: Sound, angular crushed stone, or crushed gravel, complying with Standard Specifications Section 805.

2.02 ASPHALT MATERIALS

- A. Asphalt Binder: AASHTO MP 1, Performance Graded Binder PG 64-22 for general applications.
- B. Tack Coat: Comply with provisions in KYTC Standard Specifications Section 406.

2.03 MIXES

- A. Hot-Mix Asphalt: Hot-laid, hot-mix asphalt plant mixes meeting the requirements of the Standard Specifications of the Kentucky Transportation Cabinet (KYTC) or Asphalt Institute (AI) MS-2 and complying with the following requirements:
 - 1. Base Course: Produce KYTC mixture designation Class 2 Base. There shall be no restrictions on polish resistant aggregates (utilize KYTC Type “D” aggregates). Recycled Asphalt Pavement (RAP) may be utilized in accordance with Standard Specifications Section 409.
 - 2. Surface Course: KYTC mixture designation Class 2 Surface. The mixture gradation may pass through the restricted zone and there shall be no restriction on polish resistant aggregates (utilize KYTC Type “D” aggregates). Recycled Asphalt Pavement (RAP) may be utilized in accordance with Standard Specifications Section 409.
- B. Hot-Mix Asphalt: Hot-laid, hot-mix asphalt plant mixes designed according to procedures established by the Kentucky Transportation Cabinet (KYTC) and complying with the following requirements.
 - 1. Provide mixes complying with composition, grading, and tolerance requirements Standard Specifications for the following nominal, maximum aggregate sizes:
 - a. Base Course: Mixture with a nominal maximum aggregate size of 0.75 inch with a minimum Voids in the Mineral Aggregate (VMA) of 12 percent.
 - b. Surface Course: Mixture with a nominal maximum aggregate size of 0.38 inch with a minimum VMA of 14 percent.

PART 3 - EXECUTION

3.01 INSPECTION

- A. Pavement installer must examine the areas excavated and backfilled and conditions under which pavement is to be constructed. Notify the Contractor in writing of conditions detrimental to the proper and timely completion of the work. Do not proceed with the work until satisfactory embankments and subgrade have been established to a uniform line, properly shaped and compacted.
- B. Verify that subgrade is dry and in suitable condition to support paving and imposed loads.
- C. Proof-roll subbase using loaded dump trucks or heavy rubber-tired construction equipment to locate areas that are unstable or that require further compaction.
- D. Proceed with paving only after unsatisfactory conditions have been corrected.
- E. Repairs to Base Course: Fill excavated pavements with hot-mix asphalt base mix and, while still hot, compact flush with adjacent surface.
- F. Patching: Partially fill excavated pavements with hot-mix asphalt base mix and, while still hot, compact. Cover asphalt base course with compacted, hot-mix surface layer finished flush with adjacent surfaces.

3.02 AGGREGATE BASE COURSES

- A. Place aggregate base course on subgrades free of mud, frost, snow, or ice in accordance with Section 302 of the Standard Specifications.
- B. On prepared subgrade, place base course as follows:
 - 1. Shape base course to required crown elevations and cross-slope grades.
 - 2. Place base course that exceeds 9 inches in compacted thickness in layers of equal thickness, with no compacted layer more than 6 inches thick or less than 3 inches thick.
 - 3. Compact base course at optimum moisture content to required grades, lines, cross sections, and thickness to not less than 98 percent of maximum dry unit weight according to ASTM D698 or in accordance with Section 302.03.04 of the Standard Specifications.

3.03 SURFACE PREPARATION

- A. General: Immediately before placing asphalt materials, remove loose and deleterious material from substrate surfaces. Ensure that prepared subgrade is ready to receive paving.
 - 1. Sweep loose granular particles from surface of unbound-aggregate base course. Do not dislodge or disturb aggregate embedded in compacted surface of base course.
- B. Tack Coat: Comply with provisions in Standard Specifications Section 406. Apply to the surface of concrete surfaces, existing asphalt surfaces and, when necessary, to newly constructed asphalt surfaces.

3.04 HOT-MIX ASPHALT PLACING

- A. Machine place hot-mix asphalt on prepared surface, spread uniformly, and strike off. Place asphalt mix by hand to areas inaccessible to equipment in a manner that prevents segregation of mix. Comply with applicable provisions of KYTC Standard Specifications Section 403 for delivery, placement, spreading and compaction of the mixture.
1. Average Density: 92 percent of reference maximum theoretical density according to ASTM D 2041, but not less than 90 percent.

3.05 FIELD QUALITY CONTROL

- A. Thickness Tolerances: Compact each course to produce the thickness indicated within the following tolerances:
1. Aggregate and asphalt base Course: Plus or minus 1/2 inch.
 2. Asphalt surface course: Plus or minus 1/4 inch.
 3. Provide a minimum fall of 2% to facilitate drainage unless otherwise indicated on the Drawings.
- B. Surface Smoothness: Compact each course to produce a surface smoothness with the following tolerances as determined using a 10-foot straightedge applied transversely or longitudinally to paved areas:
1. Aggregate base course: 3/8 inch.
 2. Asphalt base course: 1/4 inch.
 3. Asphalt surface course: 1/8 inch.
 4. Crowned surfaces: Test with crowned template centered and at a right angle to crown. Maximum allowable variance from template is 1/4 inch.
- C. In-Place Density: Filed density test of in-place compacted aggregate base will be determined by nuclear method in accordance with ASTM D 2940. Field density of in-place compacted pavement will be determined by nuclear method according to ASTM D 2950 and correlated with ASTM D 1188 or ASTM D 2726. Test will be made for every 1,000 square yards or less of installed pavement.
- D. Core Sampling: If required to confirm either thickness tolerances or compaction of asphalt courses, core samples shall be taken and tested according to ASTM D 3549 for thickness and ASTM D 1188 or ASTM D 2726 for compaction. Determination of need for core samples will be made by the Engineer.

- END OF SECTION -

SECTION 321540
CRUSHED STONE SURFACING

PART 1 - GENERAL**1.01 SCOPE OF WORK**

- A. Furnish and install crushed stone for miscellaneous uses as shown on the Drawings, as called for in the Specifications.
- B. Sizes, types, and quality of crushed stone are specified in this Section, but its use for replacement of unsuitable material, pavement base, and similar uses is specified in detail elsewhere in the Specifications. The Engineer may order the use of crushed stone for purposes other than those specified in other Sections, if, in his opinion, such use is advisable. Payment for same will be subject to negotiation.

PART 2 - PRODUCTS**2.01 MATERIALS**

- A. When referred to in these Specifications, crushed stone shall be Number 57 graded in accordance with the Kentucky Department of Highways, Standard Specifications, latest edition, unless otherwise noted.
- B. When referred to in these Specifications, dense graded aggregate (DGA) shall be crushed stone classified by the Kentucky Department of Highways, Standard Specifications, latest edition, and conforming to the following requirements:

<u>Sieve Size</u>	<u>Percent Passing</u>
1 Inch	100
3/4 Inch	70 - 100
1/2 Inch	50 - 80
#4	30 - 65
#10	17 - 50
#40	8 - 30
#200	2 - 10

PART 3 - EXECUTION**3.01 INSTALLATION**

- A. Crushed stone shall be placed and compacted in accordance with the Kentucky Department of Highways, Standard Specifications.
- B. Crushed stone shall be placed in those areas as shown on the Drawings.

-- END OF SECTION --

SECTION 329200
TURF & GRASSES

PART 1 - GENERAL

1.01 DESCRIPTION OF WORK

- A. Provide all labor, materials, equipment, and services required for seeding of all disturbed areas caused by construction activities and for installation of sod where indicated on the Contract Drawings or specified herein.

1.02 RELATED DOCUMENTS

- A. Drawings and General Provisions of Contract, including General and Supplementary Conditions and Division-1 Specification sections, apply to Work of this Section.
- B. SECTION 312000 – EARTH MOVING

1.03 MAINTENANCE

- A. Maintenance shall begin immediately following the last operation of installation for each portion of lawn.
- B. Lawns shall be maintained by watering, mowing, and for resodding for a period of forty-five (45) days. At the end of this period an inspection will be made and any deficiencies, which may be attributable to the Contractor, will be noted in writing. At this time, the Owner will assume the maintenance. Another inspection will be made at the beginning of the next planting season, and any of the previously noted deficiencies still existing shall be repaired by the Contractor.

1.04 INSPECTION FOR ACCEPTANCE

- A. The Inspection of the Work:
 - 1. The inspection of the work of lawns to determine the completion of contract work exclusive of the possible replacement of plants, will be made by the Architect/Engineer upon written notice requesting such inspection submitted by the Contractor at least ten (10) days prior to the anticipated date.
- B. Acceptance:
 - 1. After inspection, the Contractor will be notified in writing by the Owner of acceptance of all work of this Section, exclusive of the possible replacement of plants subject to guaranty, or if there are any deficiencies of the requirements of completion of the Work.

PART 2 - PRODUCTS

2.01 WATER

- A. Water used in this work shall be suitable for irrigation and free from ingredients harmful to plant life.

- B. Hose and other watering equipment required for the Work shall be furnished by the Contractor.

2.02 TOPSOIL

- A. The Contractor shall furnish and place sufficient topsoil for the seeding and installation of sod.

2.03 FERTILIZER

- A. Commercial fertilizer for lawn areas shall be complete fertilizer, formula 10-10-10, for lawns and shall conform to the applicable state fertilizer laws. Fertilizer shall be uniform in composition, dry and free flowing and shall be delivered to the site in the original, unopened containers, each bearing the manufacturer's guarantee analysis. Any fertilizer which becomes caked or otherwise damaged making it unsuitable for use will not be accepted.
- B. Fertilizer shall be applied at the rate of 25 pounds per 1,000 square feet.

2.04 GRASS SEED

- A. The seed mixture to be sown shall be in the following proportions:

<u>Common Name</u>	<u>Proportion By Weight</u>	<u>% of Purity</u>	<u>% of Germination</u>
Fine Lawn Fescue	40	90	85
Chewings Fescue	25	90	85
Italian Rye Grass	20	90	85
Red Top	10	90	85
White Clover	5	95	90

- B. All seed shall be fresh and clean and shall be delivered mixed, in unopened packages, bearing a guaranteed analysis of the seed mixture.
- C. Germination must be certified to conform to the following minimums:

Purity	90%
Germination	85%

2.05 SOD

- A. Sod shall be at least 70% Bluegrass, strongly rooted and free of pernicious weeds.
- B. It shall be mowed to a height not to exceed 3" before lifting, and shall be of uniform thickness with not over 1-1/2" or less than 1" of soil.

2.06 MULCH

- A. Mulch for seeded areas shall be Conwed Hydro Mulch, Silva-Fiber, or equal. It shall be suitable for use in a water slurry or for application with hydraulic equipment.

- B. Clean straw is acceptable as mulch. It shall be spread at the rate of one (1) bale per 1,000 feet (approximately 2 inch loose depth).
- C. Mulch on slopes greater than 1: 3 shall be held in place with erosion control netting.
- D. Mulch on areas subject to surface water run-off or in drainage ditches shall be held in place with erosion control netting.

PART 3 - EXECUTION

3.01 TIME OF PLANTING

- A. Planting operations shall be conducted under favorable weather conditions during seasons which are normal for such work as determined by accepted practice in the locality of the project. At the option and on full responsibility of the Contractor, planting operations may be conducted under unseasonable conditions without additional compensation.

3.02 LAWNS

- A. Areas to be sodded are designated on the Drawings. All other lawn areas, including areas of cut and fill and where existing ground has been disturbed by construction operations shall be seeded.
- B. Fertilizer:
 - 1. Fertilizer shall be applied at the rate of 25 pounds per 1,000 square feet to the lawn area being prepared for planting and mixed lightly into the top few inches of topsoil. Fertilizer may be mixed with and distributed with grass seed.
- C. Planting of Lawns:
 - 1. Sowing of Seed:
 - a. Immediately before any seed is to be sown, the ground shall be scarified as necessary, and shall be raked until the surface is smooth, friable and of uniformly fine texture. Lawn areas shall be seeded evenly with a mechanical spreader at the rate of 4 pounds per 1,000 square feet of area, lightly raked, rolled with a 200-pound roller and watered with a fine spray. The method of seeding may be varied at the discretion of the Contractor on his own responsibility to establish a smooth, uniform turf composed of the grasses specified. The sowing of seed shall be done only within the season extending from March 1st to May 15th and from September 1st to October 15th, unless other seasons may be approved by the Owner.
 - 2. Laying of Sod:
 - a. Before any sod is laid, all soft spots and inequalities in grade shall be corrected. Fertilizer spread shall be raked in. Sod shall be laid so that no voids occur, tamped or rolled and then thoroughly watered. The complete sodded surface shall be true to finished grade, even and firm at all points. Sodding shall be done only within the seasons extending from

March 1st to May 15th and from September 1st to October 15th, unless other seasons may be approved by the Owner.

3. Sod on Slopes:
 - a. Sod on slopes 2 to 1 or steeper shall be held in place by wooden pins about 1-inch square and about 6 inches long driven through the sod into the soil until they are flush with the top of the sod, or by other approved methods for holding the sod in place.
4. Mulching:
 - a. All seeded areas are to be mulched with Conwed Hydro Mulch, Silva-Fiber, or equal, or with clean straw as specified under PRODUCTS. Mulch shall be applied at the rate of 1,500 pounds per acre. It may be applied with hydraulic equipment or may be added to the water slurry in a hydraulic seeder and the seeding and mulching combined in one operation. Clean straw may be spread by hand to cover the seeded areas at a depth of two (2) inches. Erosion control netting shall be installed and anchored per manufacturer's instructions in areas of slopes, ditches, or surface water runoff.

3.03 CLEAN UP

- A. All soil, peat or similar material which has been brought over paved areas by hauling operations or otherwise, shall be removed promptly, keeping these areas clean at all times. Upon completion of the planting all excess soil, stone and debris which have not previously been cleaned up shall be removed from the site or disposed of as directed by the Owner. All lawns shall be prepared for final inspection.

3.04 OTHER WORK

- A. The Contractor also shall be responsible for the repair of any damage caused by his activities or those of his subcontractors, such as the storage of topsoil or other materials, operations or equipment, or other usages to all on-site areas outside the contract limits. Such repair operations shall include any regrading, seeding or other work necessary to restore such areas to an acceptable condition.

3.05 QUALITY CONTROL

- A. Areas seeded shall be protected until a uniform stand develops, when it will be accepted and the Contractor relieved of further responsibility for maintenance. Displaced mulch shall be replaced or any damage to the seeded area shall be repaired promptly, both in a manner to cause minimum disturbance to the existing stand of grass. If necessary to obtain a uniform stand, the Contractor shall refertilize, reseed and remulch as needed. Scattered bare spots up to one (1) square yard in size will be allowed up to a maximum of 10 percent of any area.

- END OF SECTION -

DIVISION 33

UTILITIES

SECTION 330507
BORING AND JACKING

PART 1 - GENERAL

1.01 SCOPE OF WORK

- A. Provide all labor, materials, equipment and services required to furnish and install all bored and jacked carrier pipes in encasement pipes under railroad and highway crossings as shown on the Drawings and/or specified herein.

1.02 RELATED WORK SPECIFIED ELSEWHERE

- A. SECTION 312000 – EARTH MOVING
- B. SECTION 312213 – ROUGH GRADING
- C. SECTION 331413 – WATER DISTRIBUTION PIPING

1.03 SUBMITTALS

- A. Descriptive literature, catalog cuts, and dimensional prints clearly indicating all dimensions and materials of construction, shall be submitted on all items specified herein to the Engineer for review before ordering.
- B. At the time of submission, the Contractor shall, in writing, call the Engineer's attention to any deviations that the submittals may have from the requirements of the Contract Drawings and Specifications.
- C. Comply with all requirements of DIVISION 01.

1.04 EXISTING CONDITIONS

- A. The existing piping and other utilities shown on the Contract Drawings is based on the best available information. The Engineer makes no guarantee as to the accuracy of the locations or type of piping or utility depicted. All new piping which ties into existing lines must be made compatible with that piping.
- B. So that piping conflicts may be avoided, Contractor shall locate the utility (vertically & horizontally) well ahead of the pipe laying operation to confirm exact locations of existing piping before installing any new piping.
- C. Contractor shall provide all fittings and adapters necessary to complete all connections to existing piping.

PART 2 - PRODUCTS

2.01 CARRIER PIPE

- A. Carrier pipe shall be as specified in the applicable Division 33 section unless otherwise noted.

2.02 CASING PIPE

- A. Casing pipe shall be steel, plain end, have a minimum yield point strength of 35,000 psi and conform to ASTM A 252 Grade 2 or ASTM A 139 Grade B without hydrostatic tests. The steel pipe shall have welded joints and be in at least 18 foot lengths.
- B. The diameter of the casing pipe shall be as follows:

Carrier Pipe Nominal Diameter (Inches)															
4	6	8	10	12	14	15	16	18	20	21	24	27	30	33	36
Casing Pipe Nominal Diameter (Inches)															
10	12	16	18	20	24	24	30	30	30	36	36	42	48	50	50

For carrier pipe sizes greater than 36-inches nominal diameter, the casing pipe diameter size shall be determined by the Engineer or as shown on the Contract Drawings.

- C. The wall thickness of the casing pipe shall be as follows:

Casing Pipe Nominal Diameter (Inches)								
Under 20	20 & 22	24	30	36	38	42	48	50
Casing Pipe Nominal Thickness (Inches)								
.375"	.375"	.375"	.406"	.469"	.500"	.562"	.625"	.656"

However, should casing pipe thickness be specified or required on Highway or Railroad permit approval sheets, said permit thickness requirement shall govern. Permit approval sheets will be made available to the Contractor.

2.3 CASING SPACERS

- A. **Stainless Steel Casing Spacers:** Stainless steel casing spacers shall be bolt-on style with a shell made in two (2) sections of heavy T-304 stainless steel. Connecting flanges shall be ribbed for extra strength. The shell shall be lined with a PVC liner .090" thick with 85-90 durometer. All nuts and bolts are to be 18-8 stainless steel. Runners shall be made of ultra high molecular weight polymer with inherent high abrasion resistance and a low coefficient of friction. Runners shall be supported by risers made of heavy T-304 stainless steel. The supports shall be mig welded to the shell and all welds shall be fully passivated. Stainless steel casing spacers shall be made by Cascade Waterworks Mfg. Co., or equal.
- B. **Solid Polyethylene Casing Spacers (to be used with PVC pipe only):** Solid polyethylene casing spacers shall be bolt-on style with a shell made in two (2) sections. Carrier pipe shall be wrapped with rubber strap inside casing space to prevent slippage. All nuts and bolts are to be 18-8 stainless steel. Solid polyethylene casing spacers shall be made by Calpico Inc., Advance Products & Systems, Inc., or equal.

2.04 CASING END SEALS

- A. Wrap-around end seals - Wrap-around end seals shall be made of a waterproof flexible coal tar membrane reinforced with fiberglass, or synthetic rubber. The two exposed edges of the wrap-around seal shall be adhesively bonded forming a watertight seal. The ends of the wrap shall be sealed on the casing and carrier pipe by stainless steel bands. Wrap-around end seals shall be made by Calpico Inc., Advance Products & Systems, Inc., or equal.
- B. Upon approval the by Engineer, in lieu of wrap-around end seals, each end of the casing pipe and the carrier pipe shall be wrapped with two (2) layers of roofing felt.

PART 3 - EXECUTION

3.01 CROSSINGS - GENERAL

- A. Where designated on the drawings, crossings beneath state maintained roads, not to be disturbed shall be accomplished by boring and jacking a casing pipe.
- B. Steel casing pipe for crossings shall be bored and/or jacked (or open cut installed where indicated on the Drawings) into place to the elevations shown on the drawings. All joints between lengths shall be solidly butt-welded with a smooth non-obstructing joint inside. The casing pipe shall be installed without bends. The carrier pipe shall be installed after the casing pipe is in place, and shall extend a minimum of two (2) feet beyond each end of the casing to facilitate making joint connections. The carrier shall be braced and centered with casing spacers within the casing pipe to preclude possible flotation. Casing spacers shall be installed a maximum of eight (8) feet apart along the length of the carrier pipe within the casing pipe, within two (2) feet of each side of a pipe joint, and the rest evenly spaced. The height of the supports and runners combined shall be sufficient to keep the carrier pipe at least 0.75" from the casing pipe wall at all times. Manufacturer's recommendations may govern these requirements.
- C. At each end of the casing pipe, the carrier pipe shall be sealed with casing end seals. The end seals shall extend a minimum of 12 inches in each direction from the end of the casing pipe.
- D. Wood skids are not an acceptable method of supporting the carrier pipe.

3.02 BORING AND JACKING

- A. The Contractor shall excavate his own pits, as he may deem necessary, and will set his own line and grade stakes which shall be checked by the Engineer. Permits, as required, will be furnished or obtained by the Owner, but shall be in the Contractor's hands before any excavating is commenced.
- B. The boring method shall consist of pushing the pipe into the earth with a boring auger rotating within the pipe to remove the spoil.
 - 1. The front of the pipe shall be provided with mechanical arrangements or devices that will positively prevent the auger from leading the pipe so that there will be no unsupported excavation ahead of the pipe.

2. The auger and cutting head arrangement shall be removable from within the pipe in the event an obstruction is encountered. If the obstruction cannot be removed without excavation in advance of the pipe, the pipe shall be abandoned in place and immediately filled with grout.
 3. The over-cut by the cutting head shall not exceed the outside diameter of the pipe by more than 2 inch. If voids should develop or if the bored hole diameter is greater than the outside diameter of the pipe by more than approximately 1 inch, grouting or other approved methods must be used to fill such voids.
 4. The face of the cutting head shall be arranged to provide a reasonable obstruction to the free flow of soft or poor material.
 5. Any method which does not have this boring arrangement will not be permitted. Contractor's boring arrangement plans and methods must be submitted to, and approved by, the Engineer.
- C. In the event an obstruction is encountered in boring which cannot be removed and it becomes necessary to withdraw the casing and commence elsewhere, the hole from which the casing is withdrawn shall be completely backfilled with coarse sand rammed in.
- D. Insurance to be furnished by the Contractor to cover this type of work shall be adequate to meet the requirements of the Railroad and/or State or County Highway Departments. Insurance shall consist of comprehensive general liability and automobile liability insurance.
- E. Before award of the contract, the Contractor shall furnish a statement of his experience of such work, or if inexperienced, shall advise the Owner as to whom he will sublet the work and give a statement of the experience of the subcontractor, which shall be satisfactory to the Owner.

3.03 CONTRACTOR'S RESPONSIBILITIES

- A. Obtain a copy of the Highway Encroachment and/or Railroad Permit before beginning construction.
- B. Attend a preconstruction meeting at the construction site with the City Inspector, Railroad Inspector, Highway Inspector Engineer, and Contractor being present.

- END OF SECTION -

SECTION 331413
WATER DISTRIBUTION PIPING

PART 1 - GENERAL

1.01 SCOPE OF WORK

- A. Provide all labor, materials, equipment and services required for furnishing and installing all piping and appurtenances specified herein.

1.02 RELATED WORK SPECIFIED ELSEWHERE

- A. SECTION 331419 – VALVES & HYDRANTS

1.03 SUBMITTALS

- A. A notarized certification shall be furnished for all pipe and fittings that verifies compliance with all applicable specifications.
- B. The requirement for this certification does not eliminate the need for shop drawings submittals in compliance with DIVISION 01.

1.04 EXISTING CONDITIONS

- A. The existing piping shown on the Contract Drawings is based on the best available information. The Engineer makes no guarantee as to the accuracy of the locations or type of piping depicted. All new piping which ties into existing lines must be made compatible with that piping.
- B. So that piping conflicts may be avoided, Contractor shall open up his trench well ahead of the pipe laying operation to confirm exact locations of existing piping before installing any new piping.
- C. Contractor shall provide all fittings and adapters necessary to complete all connections to existing piping.

1.05 UTILITY LINE ACTIVITIES COVERED UNDER NATIONWIDE PERMIT # 12

- A. All activities involving utility line construction covered under the US Army Corps of Engineers NATIONWIDE PERMIT # 12 shall meet the following conditions:
 - 1. Utility Line Activities. Activities required for the construction, maintenance, repair, and removal of utility lines and associated facilities in waters of the United States, provided the activity does not result in the loss of greater than 1/2-acre of waters of the United States for each single and complete project. Utility lines: This NWP authorizes the construction, maintenance, or repair of utility lines, including outfall and intake structures, and the associated excavation, backfill, or bedding for the utility lines, in all waters of the United States, provided there is no change in pre-construction contours. This NWP also authorizes temporary structures, fills, and work necessary to conduct the utility line activity.
 - 2. Appropriate measures must be taken to maintain normal downstream flows and minimize flooding to the maximum extent practicable, when temporary structures,

work, and discharges, including cofferdams, are necessary for construction activities, access fills, or dewatering of construction sites. Temporary fills must consist of materials, and be placed in a manner, that will not be eroded by expected high flows. Temporary fills must be removed in their entirety and the affected areas returned to pre-construction elevations. The areas affected by temporary fills must be revegetated, as appropriate.

3. Notification: The permittee must submit a pre-construction notification to the US Army Corps district engineer prior to commencing the activity if any of the following criteria are met: (1) The activity involves mechanized land clearing in a forested wetland for the utility line right-of-way; (2) a section 10 permit is required; (3) the utility line in waters of the United States, excluding overhead lines, exceeds 500 feet; (4) the utility line is placed within a jurisdictional area (i.e., water of the United States), and it runs parallel to or along a stream bed that is within that jurisdictional area; (5) discharges that result in the loss of greater than 1/10-acre of waters of the United States; (6) permanent access roads are constructed above grade in waters of the United States for a distance of more than 500 feet; or (7) permanent access roads are constructed in waters of the United States with impervious materials.

- B. All activities involving utility line construction covered under KENTUCKY GENERAL CERTIFICATION of Nationwide Permit # 12 shall meet the following conditions:

The general Water Quality Certification applies to surface waters of the Commonwealth as defined in 401KAR10:001 Chapter 10, Section 1(80): Surface waters means those waters having well-defined banks and beds, either constantly or intermittently flowing, lakes and impounded waters; marshes and wetlands; and any subterranean waters flowing in well-defined channels and having a demonstrable hydrologic connection with the surface.

1. The activity will not occur within surface waters of the Commonwealth identified by the Kentucky Division of Water as Outstanding State or National Resource Water, Cold Water Aquatic Habitat, or Exceptional Waters.
2. The activity will not occur within surface waters of the Commonwealth identified as perpetually-protected (e.g. deed restriction, conservation easement) mitigation sites.
3. This general water quality certification does not authorize the installation of utility lines in a linear manner within the stream channel or below the top of the stream bank.
4. For a single crossing, impacts from the construction and maintenance corridor in surface waters shall not exceed 50 feet of bank disturbance.
5. This general certification shall not apply to nationwide permits issued for individual crossings which are part of a larger utility line project where the total cumulative impacts from a single and complete linear project exceed 1/2 acre of wetlands or 300 linear feet of surface waters. Cumulative impacts include utility line crossings, permanent or temporary access roads, headwalls, associated bank stabilization areas, substations, pole or tower foundations, maintenance corridor, and staging areas.
6. Stream impacts under Conditions 4 and 5 of this certification are defined as the length of bank disturbed. For the utility line crossing and roads, only one bank length is used in calculation of the totals.

7. Stream impacts covered under this General Water Quality Certification and undertaken by those persons defined as an agricultural operation under the Agricultural Water Quality Act must be completed in compliance with the Kentucky Agricultural Water Quality Plan (KWQP).
8. The Kentucky Division of Water may require submission of a formal application for an individual certification for any project if the project has been determined to likely have a significant adverse effect upon water quality or degrade the waters of the Commonwealth so that existing uses of the water body or downstream waters are precluded.
9. Activities that do not meet the conditions of this General Water Quality Certification require an Individual Section 401 Water Quality Certification.
10. Blasting of stream channels, even under dry conditions, is not allowed under this general water quality certification.
11. Utility lines placed parallel to the stream shall be located at least 50 feet from an intermittent or perennial stream, measured from the top of the stream bank. The cabinet may allow construction within the 50 foot buffer if avoidance and minimization efforts are shown and adequate methods are utilized to prevent soil from entering the stream.
12. Utility line stream crossings shall be constructed by methods that maintain flow and allow for a dry excavation. Water pumped from the excavation shall be contained and allowed to settle prior to re-entering the stream. Excavation equipment and vehicles shall operate outside of the flowing portion of the stream. Spoil material from the excavation shall not be allowed to enter the flowing portion of the stream.
13. The activities shall not result in any permanent changes in pre-construction elevation contours in surface waters or wetlands or stream dimension, pattern or profile.
14. Utility line activities which impact wetlands shall not result in conversion of the area to non-wetland status. Mechanized land clearing of forested wetlands for the installation or maintenance of utility lines is not authorized under this certification.
15. Activities qualifying for coverage under this General Water Quality Certification are subject to the following conditions:
 - a. Erosion and sedimentation pollution control plans and Best Management Practices must be designed, installed, and maintained in effective operating condition at all times during construction activities so that violations of state water quality standards do not occur.
 - b. Sediment and erosion control measures, such as check-dams constructed of any material, silt fencing, hay bales, etc., shall not be placed within surface waters of the Commonwealth, either temporarily or permanently, without prior approval by the Kentucky Division of Water's Water Quality Certification Section. If placement of sediment and erosion control measures in surface waters is unavoidable, design and placement of temporary erosion control measures shall not be conducted in such a manner that may result in instability of streams that are adjacent to, upstream, or downstream of the structures. All sediment and erosion control devices shall be removed and the natural grade restored within the completion timeline of the activities.

- c. Measures shall be taken to prevent or control spills of fuels, lubricants, or other toxic materials used in construction from entering the watercourse.
- d. Removal of riparian vegetation shall be limited to that necessary for equipment access.
- e. To the maximum extent practicable, all in-stream work under this certification shall be performed under low-flow conditions.
- f. Heavy equipment, e.g. bulldozers, backhoes, draglines, etc., if required for this project, should not be used or operated within the stream channel. In those instances in which such in-stream work is unavoidable, then it shall be performed in such a manner and duration as to minimize turbidity and disturbance to substrates and bank or riparian vegetation.
- g. Any fill shall be of such composition that it will not adversely affect the biological, chemical, or physical properties of the receiving waters and/or cause violations of water quality standards. If rip-rap is utilized, it should be of such weight and size that bank stress or slump conditions will not be created because of its placement.
- h. If there are water supply intakes located downstream that may be affected by increased turbidity and suspended solids, the permittee shall notify the operator when such work will be done.
- i. Should evidence of stream pollution or jurisdictional wetland impairment and/or violations of water quality standards occur as a result of this activity (either from a spill or other forms of water pollution), the Kentucky Division of Water shall be notified immediately by calling (800) 928-2380.

- 16. Non-compliance with the conditions of this general certification or violation of Kentucky state water quality standards may result in civil penalties.

1.06 CONSTRUCTION IN A FLOODPLAIN

- A. No material shall be placed in the stream or in the flood plain to form construction pads, coffer dams, access roads, etc. unless prior approval has been obtained from the Environmental and Public Protection Cabinet.
- B. The trench shall be backfilled as closely as possible to the original contour. All excess material from construction of the trench shall be disposed of outside the flood plain unless the applicant has received prior approval from the Cabinet to fill within the flood plain.

PART 2 - PRODUCTS

2.01 POLYVINYL CHLORIDE PLASTIC (PVC) PIPE

- A. AWWA C-900
 - 1. 4-inch through 12-inch - PVC plastic pipe shall conform to ANSI/AWWA C-900, DR 18 pressure class 235. PVC pipe shall have a maximum laying length of 20 feet, with bell end and elastomeric gasket, and with plain end for cast-iron or ductile-iron fittings. Elastomeric gasket shall conform with the requirements of ASTM F-477. The seal of the National Sanitation Foundation Testing Laboratory must appear on each pipe
- B. CLASS 200 & 250
 - 1. Polyvinyl chloride (PVC) pipe for water mains shall be Class 200 (SDR 21) or Class 250 (SDR 17) PVC pressure rated pipe as shown on the Drawings or indicated in

the proposal form with either twin gasket joints or integral bell joints with rubber O-ring seals.

2. All PVC pipe shall conform to the latest revisions of ASTM D-1784 (PVC Compounds), ASTM D-2241 (PVC Plastic Pipe, SDR) and ASTM D-2672 (Bell-End PVC Pipe). Rubber gasketed joints shall conform to ASTM D-3139. The gaskets for the PVC pipe joint shall conform to ASTM F-477 and D-1869.
 3. Couplings shall be furnished by the pipe manufacturer and shall accommodate the pipe for which they are used. Rubber gasket joints shall provide adequate expansion to allow for a 50 degree change in temperature on one length of pipe. Lubrication for rubber connected couplings shall be water soluble, non-toxic, be non-objectionable in taste and odor and have no deteriorating affect on the PVC or rubber gaskets and shall be as supplied by the pipe manufacturer. Couplings shall conform to ASTM D-3139; SDR-21, 200 psi.
 4. All pipe and couplings shall bear identification markings that will remain legible during normal handling, storage and installation, which have been applied in a manner that will not reduce the strength of the pipe or coupling or otherwise damage them. Pipe and coupling markings shall include the normal size and OD base, material code designation, dimension ratio number, ASTM Pressure Class, ASTM designation number for this standard, manufacturer's name or trademark, seal (mark) of the testing agency that verified the suitability of the pipe material for potable-water service. Each marking shall be applied at intervals of not more than 5 feet for the pipe and shall be marked on each coupling.
- C. Fittings shall be pressure class 350 ductile iron and have mechanical-joints or push-on joints in accordance with ANSI/AWWA C110/A21.10, latest revision, and shall conform to the details and dimensions shown therein. Fittings shall have interior cement-mortar lining as specified hereinbefore for the pipe. Compact ductile iron fittings meeting the requirements of ANSI/AWWA C153/A21.53, latest revision, will also be acceptable.
- D. The basis of acceptance of PVC plastic water main pipe will be a written, notarized certification, accompanied by a copy of test results, that the pipe and pipe material has been sampled, tested and inspected in accordance with the designated standard specifications. These certifications shall be obtained from the manufacturer and delivered to the Engineer's or Owner's representative on the project site. A sufficient number of tests and certifications shall be made so as to be representative of the complete project. Copies of the test results shall be kept on file by the manufacturer and shall be available for review by the Engineer or Owner upon request.
- E. Pipe shall be visually inspected on the project site for proper markings which shall include manufacturer's name or trademark, nominal pipe size, pressure rating for water at 73.4 degrees F., plastic pipe material designation code (e.g. PVC 1120), dimension ratio, AWWA or ASTM designation and pressure class with which the pipe complies, and the National Sanitation Foundation NSF 14 Seal of Approval for drinking water.

2.02 DUCTILE IRON PIPE (D.I.P.)

- A. AWWA C150/AWWA C151
1. Ductile iron pipe (D.I.P.) shall conform to ANSI/AWWA C150/A21.50, ANSI/AWWA C151/A21.51 Standard. The pipe shall conform to thickness class 350 unless noted otherwise. All pipe, fittings and joints should be capable of accommodating pressure up to 350 psi. Joint restraints required. SEE SECTION 012500 PRODUCTS & SUBSTITUTIONS.

2. All pipe shall be tar coated outside and shall receive a standard cement lining with bituminous seal coat on the inside in accordance with ASA Specification A21.40 (AWWA-C104).
3. Cement mortar lining and seal coating for pipe where applicable, shall be in accordance with ANSI/AWWA C104/A21.4. Bituminous outside coating shall be in accordance with ANSI/AWWA C151/A21.51 for pipe and ANSI/AWWA C110/A21.10 for fittings.
4. No separate pay item has been established for fittings and no determination of the number of fittings required on the job has been made. The Contractor, during the bidding phase, shall determine the number of fittings required on the job and include the cost of the fittings and installation in the unit price for pipe.
5. Push-on type joints shall be single rubber gasket, with cast gasket socket and recessed bell with a tapered annular opening and flared socket and shall conform to ANSI/AWWA C111/A21.11. Plain spigot ends shall be suitably beveled to permit easy entry into the bell, centering and compressing the gasket.
6. Ductile iron flanged joint pipe shall conform to ANSI/AWWA C115/A 21.15 Standard and have a Class of 350. The pipe shall have a rated working pressure of 350 psi with Class 125 flanges. Gaskets shall be ring gaskets with a thickness of 1/8-inch. Flange bolts shall conform to ANSI B16.1.
7. Flanged fittings shall meet all requirements of ANSI/AWWA C110/A21.10 and have Class 125 flanges. Fittings shall accommodate a working pressure up to 350 psi and be supplied with all accessories.
8. River crossing pipe shall be ductile iron with ball and socket type joint. The joint shall be boltless with restraint provided by a bayonet-type locking of the retainer over the bell. All pipe components shall be rugged, high strength ductile iron. The barrel is cast of 60-42-10 ductile iron in accordance with American National Standard A21.51. The bell, ball, and retainer are cast of 70-50-05 ductile iron in accordance with the applicable requirements of American National Standard A21.10. The gasket will be of high quality rubber and symmetrical in shape. The first and last section of river crossing pipe shall be furnished with mechanical joint ends suitable for connection to the remaining system piping.
9. Restraint glands or fittings shall be either "Meg-a-Lug" or "Series 100" or "Series 1200" as manufactured by EBBA Iron Sales, Inc., Eastland, Texas.
10. Restrained Joint Pipe:
 - a. Restrained joints for 4" through 16" push-on joint pipe installation is required and indicated in the project plans or specifications, restrained push-on joint pipe and fittings utilizing ductile iron components shall be provided.
 - b. Restrained joint pipe shall be ductile iron manufactured in accordance with the requirements of ANSI/AWWA C151/A21.51. Push-on joints for such pipe shall be in accordance with ANSI/AWWA C111/A21.11. Pipe thickness shall be designed in accordance with ANSI/AWWA C150/A21.50, and shall be based on laying conditions and internal

pressures as stated in the project plans and specifications. Pipe shall be U.S. Pipe TR FLEX pipe or equal.

- c. Restrained joint fittings shall be ductile iron in accordance with applicable requirements of ANSI/AWWA C110/A21.10 with the exception of the manufacturer's proprietary design dimensions. Push-on joints for such fittings shall be in accordance with ANSI/AWWA C111/A21.11. Fittings shall be U.S. Pipe TR FLEX fittings or equal.
- d. Cement mortar lining and seal coating for pipe and fittings, where applicable, shall be in accordance with ANSI/AWWA C104/A21.4. Bituminous outside coating shall be in accordance with ANSI/AWWA C151/A21.51 for pipe and ANSI/AWWA C110/A21.10 for fittings.
- e. Restrained push-on joints for pipe and fittings shall be designed for a water working pressure of 350 psi in sizes 4" through 24" and 250 psi for sizes 30" through 54".
- f. Restrained push-on joint pipe and fittings shall be capable of being deflected after assembly.

2.03 HIGH-DENSITY POLYETHYLENE AWWA C906

A. AWWA C906

- 1. General: This section is for High-density Polyethylene AWWA C906 and NSF 14 Approved Pipe for Potable Water Service in Sizes 4" to 24" DIPS (Ductile Iron Pipe Size) and defines the characteristics and properties of high-density polyethylene pipe. This specification governs the material, pipe, fittings, butt fusion, and general construction practice for HDPE piping systems.
 - a. Pipe shall have a hydrostatic design stress rating of 800 psi based on a material with a 1,600 psi at 23° hydrostatic design basis as determined in accordance with ASTM D-2837.
 - b. Fittings shall be molded or fabricated from material meeting the same standards as the pipe.
 - c. Joints shall be made by the thermal butt fusion system. All joints shall be completely watertight, airtight and as strong as or stronger than the pipe wall, in strict accordance with the manufacturer's recommendations.
 - d. Sections of polyethylene pipe shall be joined into continuous lengths on the job site above ground. The joining method shall be the heat fusion method and shall be performed in strict accordance with the pipe manufacturer's recommendations. The heat fusion equipment used in the joining procedures shall be capable of meeting all conditions recommended by the pipe manufacturer, including, but not limited to, temperature requirements of 400°F, alignment, and 150 psi interfacial fusion pressure.
 - e. Heat fusion joining shall be 100% efficient offering a joint weld strength equal to or greater than the tensile strength of the pipe. Socket fusion shall not be used.

2. References: Where all or part of a Federal, ASTM, ANSI, AWWA, etc., standard specification is incorporated by reference in these Specifications, the reference standard shall be the latest edition and revision and considered a part of these specifications.
3. Material: Materials used for the manufacture of polyethylene pipe and fittings shall be extra high molecular weight, high density PE 3408 polyethylene resin. The material shall be listed by PPI (Plastics Pipe Institute, a division of the Society of the Plastics Industry) in PPI TR-4 with a 73°F hydrostatic design basis of 1,600 psi and a 140°F hydrostatic design basis of 800 psi. The PPI listing shall be in the name of the pipe manufacturer and shall be based on ASTM D 2837 testing.
4. Pipe and Fittings: Qualification of Manufacturers. The Manufacturer shall have manufacturing and quality assurance facilities capable of producing and assuring the quality of the pipe and fittings required by these Specifications. The Manufacturer's production facilities shall be open for inspection by the Owner or his Authorized Representative.
 - a. Pipe: Pipe supplied under this specification shall have a nominal DIPS (Ductile Iron Pipe Size) OD unless otherwise specified. The DR (Dimension Ratio) and the pressure rating of the pipe supplied shall be as shown on the drawings. The pipe shall be produced from approved HDPE pipe grade resin with the nominal physical properties as specified in the appropriate ASTM specifications for the sizes indicated. Pipe having a diameter 3" and larger will be made to the dimensions and tolerances specified in ASTM F 714.

The pipe shall contain no recycled compound except that generated in the manufacturer's own plant. The pipe shall be homogeneous throughout and free of visible cracks, holes, voids, foreign inclusions, or other defects that may affect the wall integrity.

- b. Pipe Performance: The pipe will be extruded from resin meeting the specifications of ASTM D 3350 with a minimum cell classification of 345464C.
- c. Fittings: HDPE fittings shall be in accordance with ASTM D 3261 and shall be manufactured by injection molding, a combination of extrusion and machining, or fabrication from HDPE pipe conforming to this specification. The fittings shall be fully pressure rated and provide a working pressure equal to that of the pipe with an included 2:1 safety factor. The fittings shall be manufactured from the same base resin type and cell classification as the pipe itself. The fittings shall be homogeneous throughout and free from cracks, holes, foreign inclusions, voids, or other injurious defects.
- d. Molded Fittings. Molded fittings shall be manufactured and tested in accordance with ASTM D 3261 and shall be so marked. Molded fittings shall be tested in accordance with AWWA C906.
- e. X-Ray Inspection. The Manufacturer shall submit samples from each molded fittings production lot to x-ray inspection.
- f. Fabricated Fittings. Fabricated fittings shall be made by heat fusion joining specially machined shapes cut from pipe, polyethylene sheet stock or molded fittings. Fabricated fittings shall be rated for internal pressure

service at least equal to the full service pressure rating of the mating pipe. Fabricated fittings shall be tested in accordance with AWWA C906.

- g. Polyethylene Flange Adapters. Flange adapters shall be made with sufficient throughbore length to be clamped in a butt fusion-joining machine without the use of a stub-end holder. The sealing surface of the flange adapter shall be machined with a series of small v-shaped grooves (serrations) to promote gasketless sealing, or restrain the gasket against blowout.
5. Joining - Butt Fusion: Sections of polyethylene pipe shall be joined by the butt fusion process into continuous lengths at the job site. The joining method shall be the heat fusion method and shall be performed in strict accordance with the pipe manufacturer's recommendations. The heat fusion equipment used in the joining procedures should be capable of meeting all conditions recommended by the pipe manufacturer. Properly executed electrofusion fittings may be used. Extrusion welding or hot gas welding of HDPE shall not be used for pressure pipe applications or fabrications where shear or structural strength is important. Mechanical joint adapters, flanges, unions, grooved-couplers, transition fittings, and some mechanical couplings may be used to mechanically connect HDPE pipe. Refer to the manufacturer's recommendations.
 6. Joining - Other Means: Polyethylene pipe and fittings may be joined together or to other materials by means of (a) flanged connections (flange adapters and back-up rings), (b) mechanical couplings designed for joining polyethylene pipe or for joining polyethylene pipe to another material, (c) MJ Adapters or (d) electrofusion. When joining by other means, the installation instructions of the joining device manufacturer shall be observed.
 - a. ID Stiffener and Restraint. A stiffener shall be installed in the bore of the polyethylene pipe when an OD compression mechanical coupling is used and when connecting plain end PE pipe to a mechanical joint pipe, fitting or appurtenance. External clamp and tie rod restraint shall be installed where PE pipe is connected to the socket of a mechanical joint pipe, fitting or appurtenance except where an MJ Adapter is used.
 7. Quality and Workmanship: The pipe and/or fitting manufacturer's production facilities shall be open for inspection by the owner or his designated agents with a reasonable advanced notice. During inspection, the manufacturer shall demonstrate that it has facilities capable of manufacturing and testing the pipe and/or fittings to standards required by this specification. Pipe which has been tested by the manufacturer and falls outside of the appropriate limits set forth in this specification will be cause for rejection.
 8. QA Records: QA/QC records shall be maintained intact for a minimum of one year from the date of production.
 9. Pipe Marking: During extrusion production, the HDPE pipe shall be continuously marked with durable printing including the following information:
 - Nominal Size
 - Dimension Ratio
 - Pressure Class, psi
 - Manufacturer's Name and Product Series
 - Cell Class
 - ASTM Basis

“NSF-PW”
 Pipe Test Category
 Plant Code & Extruder
 Production Date
 Operator Number (Shift Letter optional)
 Resin Supplier Code

10. Pipe Packaging, Handling, & Storage: The manufacturer shall package the pipe in a manner designed to deliver the pipe to the project neatly, intact, and without physical damage. The transportation carrier shall use appropriate methods and intermittent checks to insure the pipe is properly supported, stacked, and restrained during transport such that the pipe is not nicked, gouged, or physically damaged. Pipe shall be stored on clean, level ground to prevent undue scratching or gouging. If the pipe must be stacked for storage, such stacking shall be done in accordance with the pipe manufacturer’s recommendations. The pipe shall be handled in such a manner that it is not pulled over sharp objects or cut by chokers or lifting equipment. Sections of pipe having been discovered with cuts or gouges in excess of 10% of the pipe wall thickness shall be cut out and removed. The undamaged portions of the pipe shall be rejoined using the heat fusion joining method. Fused segments of pipe shall be handled so as to avoid damage to the pipe. Chains or cable type chokers must be avoided when lifting fused sections of pipe. Nylon slings are preferred. Spreader bars are recommended when lifting long fused sections.
11. Testing:
- a. Fusion Quality. The Contractor shall ensure the field set-up and operation of the fusion equipment, and the fusion procedure used by the Contractor’s fusion operator while on site. Upon request by the Owner, the Contractor shall verify field fusion quality by making and testing a trial fusion. The trial fusion shall be allowed to cool completely; then test straps shall be cut out and bent strap tested in accordance with ASTM D 2657. If the bent strap test of the trial fusion fails at the joint, the field fusions represented by the trial fusion shall be rejected. The Contractor at his expense shall make all necessary corrections to equipment, set-up, operation and fusion procedure, and shall re-make the rejected fusions.
 - b. Hydro-Test: Pipelines shall be tested to the requirements and specifications of the engineer of record. HDPE pressure pipe shall be tested in accordance with the specifications and requirements of the engineer of record and/or with the manufacturer’s recommendations. The pressure rating of the pipe is a function of temperature at the time of hydro-test. Refer to the manufacturer’s temperature related pressure ratings. At a minimum and if not specified elsewhere, hydro-test the piping system at 1.5 times the pressure rating of the pipe for 2 to 3 hours per Driscopipe Technical Note #35. If a system component such as a fabricated or mechanical fitting has a pressure rating less than that of the pipe, the piping system should be pressure tested to manufacturer’s guidelines on that component.

2.04 COUPLING AND ADAPTORS

- A. Flexible couplings shall be of the sleeve type with a middle ring, two wedge shaped resilient gaskets at each end, two follower rings, and a set of steel trackhead bolts. The middle ring shall be flared at each end to receive the wedge portion of the gaskets. The follower rings shall confine the outer ends of the gaskets, and tightening of the bolts shall cause the

follower rings to compress the gaskets against the pipe surface, forming a leak-proof seal. Flexible couplings shall be steel with minimum wall thickness of the middle ring or sleeve installed on pipe being 5/16-inch for pipe smaller than 10 inches, 3/8-inch for pipe 10 inches or larger. The minimum length of the middle ring shall be 5-inches for pipe sizes up to 10 inches and 7 inches for pipe 10 inches to 30 inches. The pipe stop shall be removed. Gaskets shall be suitable for 250 psi pressure rating or at rated working pressure of the connecting pipe. Couplings shall be harnessed and be designed for 250 psi.

- B. Flanged adapters shall have one end suitable for bolting to a pipe flange and the other end of flexible coupling similar to that described hereinbefore. All pressure piping with couplings or adapters shall be harnessed with full threaded rods spanning across the couplings or adapters. The adapters shall be furnished with bolts of an approved corrosion resistant steel alloy, extending to the adjacent pipe flanges. Flanges on flanged adapter (unless otherwise indicated or required) shall be faced and drilled ANSI B16.1 Class 125.
- C. Flexible couplings and flanged adapters shall be as manufactured by Dresser, Rockwell, or equal, per the following, unless otherwise specified and/or noted on the Drawings:
- D. Steel couplings for joining same size, plain-end, steel, cast iron, and PVC plastic pipe.

<u>Dresser</u>	<u>Rockwell</u>
Style 138	411

- E. Transition couplings for joining pipe of different outside diameters-

<u>Dresser</u>	<u>Rockwell</u>
Style 162 (4"-12")	413 steel (2"-24")
Style 62 (2"-24")	415 steel (6"-48")
	433 cast (2"-16")
	435 cast (2"-12")

- F. Flanged adapters for joining plain-end pipe to flanged pipe, fittings, valves and equipment.

<u>Dresser</u>	<u>Rockwell</u>
Style 127 cast (3"-12")	912 cast (3"-12")
Style 128 steel (3"-48" C.I. Pipe)	913 steel (3" and larger)
Style 128 steel (2"-96" steel pipe)	

2.05 DETECTABLE UNDERGROUND UTILITY WARNING TAPES

- A. Detectable underground utility warning tapes which can be located from the surface by a pipe detector shall be installed directly above nonmetallic (PVC, polyethylene, concrete) pipe.
- B. The tape shall consist of a minimum thickness 0.35 mils solid aluminum foil encased in a protective inert plastic jacket that is impervious to all known alkalis, acids, chemical reagents and solvents found in the soil.
- C. The minimum overall thickness of the tape shall be 5.5 mils and the width shall not be less than 2" with a minimum unit weight of 2-1/2 pounds/1" x 1,000'. The tape shall be color coded and imprinted with the legend as follows:

<u>Type of Utility</u>	<u>Color Code</u>	<u>Legend</u>
Water	Blue	Caution Buried Water Line Below

- D. Detectable underground tape shall be "Detect Tape" as manufactured by Allen Systems, or equal.
- E. Installation of detectable tapes shall be per manufacturer's recommendations and shall be as close to the grade as is practical for optimum protection and detectability. Allow a minimum of 18" between the tape and the line.
- F. Payment for detectable tapes shall be included in the linear foot price bid of the appropriate bid item(s) unless it is listed as a separate payment item in the bid schedule.

2.06 TRACER WIRE

- A. Tracer wire shall be 12 gauge copper wire with 30-mil polyethylene jacket. Tracer wire shall be installed with all buried piping, "duct" taped to top of pipe.
- B. Split Bolt connectors are required when connecting two (2) pieces of tracer wire. Wire and connector shall be wrapped with electrical tape.
- C. Tracer wire shall be brought up into locator boxes with grounding devices. Locator boxes shall be valve boxes with a polystyrene donut that fits around the box to serve as a termination point for tracer wire. Locator boxes shall be installed at a maximum of 3000 linear feet apart, or where shown on the Drawings.
- D. Payment for tracer wire and boxes shall be included in the linear foot price bid of the appropriate bid item(s) unless it is listed as a separate payment item in the bid schedule.

2.07 CONCRETE PIPE ANCHORS, THRUST BLOCKS, CRADLE OR ENCASEMENT

- A. Where indicated on the Drawings, required by the Specifications or as directed by the Engineer, concrete pipe anchors, thrust blocks, cradles or encasements shall be installed.
- B. Concrete shall be 3,500 psi, and reinforcing bars shall be installed as indicated on the details.

2.08 CONNECTION OF NEW WATER MAINS TO EXISTING SYSTEM

- A. The Contractor shall connect the new water main to existing water main where shown on the Drawings or directed by the Engineer, and shall furnish all necessary equipment and materials required to complete the connection.

2.09 POLYETHYLENE (PE) TUBING

- A. Customer service tubing, sizes 3/4-inch and 1-inch, shall be Polyethylene (PE) DR-9 (200 psi) and conform to AWWA C901, ASTM F 741 with a pipe designation of PE 3408 defined per ASTM D 3035 for IPS sizes and ASTM D 2737 for CTS sizes.

2.10 CUSTOMER SERVICE RELOCATIONS AND RE-CONNECTIONS

Where water service lines are disturbed, the Contractor shall reconnect the existing service line to the new water main. The Contractor shall furnish and install the necessary piping, couplings, fittings, etc. necessary to complete the service line re-connection.

- A. Service Lines Not Crossing a Road
 - 1. Unless indicated otherwise on the plans, all service lines shall be of PE tubing.
 - 2. Water service connections shall be made in accordance with the details shown on the Drawings and/or set forth herein. Locations of the various sizes shall be as directed by the Engineer and as shown on the Drawings.
- B. Service Lines Crossing a County Road or City Streets
 - 1. Same as subparagraph A, except that in general all pipe may be jacked beneath certain paved or blacktopped city streets or county roads, unless solid rock prevents using this method in which case, the open trench method will be used. Schedule 40 steel pipe shall be used as casing pipe unless otherwise indicated by the plans. The open trench method generally will be used on all unpaved city streets, county roads and private driveways. In general, blacktopped private driveways shall also be jacked under. In all cases where lines are under traffic, a minimum cover of thirty-six (36) inches shall be provided. All backfill shall be compacted by air tampers in layers no greater than 6-inch depth. Specific instructions as to the type of crossing to be installed will be shown on the plans.
- C. Service Lines Crossing a State Highway
 - 1. Services shall be jacked or pushed under paving. If solid rock is encountered, trench will be open-cut, pipe placed and backfilled all in accordance with current requirements of the State Highway Department or the crossing will be relocated to permit boring or jacking. Specific details will be shown on the plans. Where required on the plans or by the ENGINEER service pipe shall be encased under highways. Schedule 40 steel pipe shall be used as casing pipe unless otherwise indicated by the plans.
- D. Existing Galvanized Iron Services
 - 1. All galvanized services are to be replaced in their entirety, including service piping from the main to the meter, corporation stops, water meters, meter setters, meter boxes, and service piping five (5) feet past the meter. Service connections shall be made in accordance with the details shown on the Drawings and/or set forth herein.

2.11 CORPORATION STOPS AND FITTINGS FOR HOUSE SERVICE RECONNECTIONS

- A. Corporation stops, of the size required, shall be tapped directly into the water main for Ductile Iron Pipe or by the use of a tapping saddle for PVC pipe.
- B. Corporation stops shall have AWWA C800-66 C.S. threaded inlet. Outlets shall be suitable for the type of service piping furnished and laid, and the Contractor shall verify compatibility with "iron pipe size" or "copper tubing size" service piping as required before ordering stops.
- C. Corporation stops shall match the listed manufacturer listed in SECTION 012500 – PRODUCTS & SUBSTITUTIONS or Owner and Engineer approved equal.
- D. Fittings shall be brass.

PART 3 - EXECUTION

3.01 EXCAVATION FOR PIPELINE TRENCHES

- A. Unless otherwise directed by the Engineer, trenches in which pipes are to be laid shall be excavated in open cut to the depths required by field conditions or as specified by the Engineer. In general this shall be interpreted to mean that machine excavation in earth shall not extend below an elevation permitting the pipe to be properly bedded. Installation shall be in accordance with ANSI/AWWA C600 for ductile iron and Cast Iron O.D. (AWWA) PVC pipe or ASTM F-645 for Iron Pipe O.D. (ASTM) PVC pipe except as modified herein.
- B. If the foundation is good firm earth and the machine excavation has been accomplished as set out hereinbefore, the remainder of the material shall be excavated by hand, then the earth pared or molded to give full support to the lower quadrant of the barrel of each pipe. Where bell and spigot is involved, bell holes shall be excavated during this latter operation to prevent the bells from being supported on undisturbed earth. If for any reason the machine excavation in earth is carried below an excavation that will permit the type of bedding specified above, then a layer of granular material shall be placed so that the lower quadrant of the pipe will be securely bedded in compact granular fill.
- C. Excavation may be undercut to a depth below the required invert elevation that will permit laying the pipe in a bed of granular material to provide continuous support for the bottom quadrant of the pipe. When this method is used, the bedding shall be as set out in Paragraph 3.02 hereinafter.
- D. Trenches shall be of sufficient width to provide free working space on each side of the pipe and to permit proper backfilling around the pipe, but unless specifically authorized by the Engineer, trenches shall in no case be excavated or permitted to become wider than 2'-0" plus the nominal diameter of the pipe at the level of or below the top of the pipe. If the trench does become wider than 2'-0" at the level of or below the top of the pipe, special precaution may be necessary, such as providing compacted, granular fill up to top of the pipe or providing pipe with additional crushing strength as determined by the Engineer after taking into account the actual trench loads that may result and the strength of the pipe being used. The Contractor shall bear the cost of such special precautions as are necessary.

- E. All excavated materials shall be placed a minimum of two feet (2') back from the edge of the trench.
- F. Before laying the pipe, the trench shall be opened far enough ahead to reveal obstructions that may necessitate changing the line or grade of the pipeline.
- G. The trench shall be straight and uniform so as to permit laying pipe to lines and grades given by the Engineer. It shall be kept free of water during the laying of the pipe and until the pipeline has been backfilled. Removal of trench water shall be at the Contractor's expense. Dry conditions shall be maintained in the excavations until the backfill has been placed. During the excavation, the grade shall be maintained so that it will freely drain and prevent surface water from entering the excavation at all times. When directed by Owner, temporary drainage ditches shall be installed to intercept or direct surface water which may affect work. All water shall be pumped or drained from the excavation and disposed of in a suitable manner without damage to adjacent property or to other work.
- H. Minimum cover of 36" shall be provided for all pipelines, except those located in the State Highway Right of Way. Those shall have a minimum cover of 42".

3.02 PIPE BEDDING

- A. All pipe shall be supported on a bed of granular material, unless the trench has been prepared in accordance with Paragraph 3.1B. In no case shall pipe be supported directly on rock. Bedding shall not be a separate pay item unless otherwise set out in the Detailed Specifications. Bedding shall be provided in earth bottom trenches, as well as rock bottom trenches. Bedding material shall be free from large rock, foreign material, frozen earth, and shall be acceptable to the Engineer. Bedding shall be a minimum of 6" below pipe barrel.
- B. In all cases the foundation for pipes shall be prepared so that the entire load of the backfill on top of the pipe will be carried on the barrel of the pipe so that none of the load will be carried on the bells.
- C. Where flexible pipe is used, the bedding shall be placed up to at least the spring line (horizontal center line) of the pipe. The bedding material and procedures shall conform to ASTM D 2321 and any Technical Specifications set out hereinafter. If conditions warrant, the Engineer may require the bedding to be placed above the springline of the pipe. Granular bedding shall be Size #9-m or ASTM C 33, Size #7 crushed stone, fine gravel, or sand, and is not a separate pay item.
- D. Where undercutting and granular bedding is involved it shall be of such depth that the bottom of the bells of the pipe will be at least three inches above the bottom of the trench as excavated. Undercutting is not a separate pay item.
- E. In wet, yielding mucky locations where pipe is in danger of sinking below grade or floating out of line or grade, or where backfill materials are of such a fluid nature that such movements of the pipe might take place during the placing of the backfill, the pipe must be weighted or secured permanently in place by such means as will prove effective. When ordered by the Engineer, yielding and mucky materials in subgrades shall be removed below ordinary trench depth in order to prepare a proper bed for the pipe. Crushed stone or other such granular material, if necessary, as determined by the Engineer to replace poor subgrade material, shall be a separate pay item and classified as "Special Granular Fill". Removal of poor material is not a separate pay item.
- F. Installation shall be in accordance with ASTM D 2321 except as modified hereinafter.

3.03 SPECIAL GRANULAR FILL

- A. As noted in Paragraph 3.2E, granular material for "Special Granular Fill" when directed by the Engineer shall be Department of Transportation crushed limestone, Size #57. Payment for "Special Granular Fill" must have approval from the Engineer prior to installation.

3.04 LAYING PIPE

- A. The laying of pipe in finished trenches shall be commenced at the lowest point so the spigot ends point in the direction of flow.
- B. All pipes shall be laid with ends abutting and true to line and grade as given by the Engineer. Supporting of pipes shall be as set out hereinbefore under "Pipe Bedding" and in no case shall the supporting of pipes on blocks be permitted.
- C. Before each piece of pipe is lowered into the trench, it shall be thoroughly inspected to ensure that it is clean. Each piece of pipe shall be lowered separately unless special permission is given otherwise by the Engineer. No piece of pipe or fitting which is known to be defective shall be laid or placed in the lines. If any defective pipe or fitting shall be discovered after the pipe is laid, it shall be removed and replaced with a satisfactory pipe or fitting without additional charge. In case a length of pipe is cut to fit in a line it shall be so cut as to leave a smooth end at right angles to the longitudinal axis of the pipe.
- D. Pipe shall not be laid on solid rock. A pad of granular material as specified in Paragraph 3.02 "Pipe Bedding", shall be used as a pipe bedding. Pipe bedding is not a separate pay item. Irregularities in subgrade in an earth trench shall be corrected by use of granular material.
- E. When ordered by the Engineer, unsuitable materials in subgrades shall be removed below ordinary trench depth in order to prepare a proper bed for the pipe.
- F. When laying of pipe is stopped for any reason, the exposed end of such pipe shall be closed with a plywood or fabricated plug fitted into the pipe bell, so as to exclude earth or other material, and precautions taken to prevent flotation of pipe by runoff into trench.
- G. No backfilling (except for securing pipe in place) over pipe will be allowed until the Engineer has had an opportunity to make an inspection of the joints, alignment and grade, in the section laid.

3.05 BACKFILLING PIPELINE TRENCHES

- A. Backfilling of pipeline trenches shall be accomplished as shown on the Drawings and with details set forth hereinafter. Before final acceptance, the Contractor will be required to level off all trenches or to bring the trench up to grade. The Contractor shall also remove from roadways, rights-of-way and/or private property all excess earth or other materials resulting from construction. In the event that pavement is not placed immediately following trench backfilling in paved areas, the Contractor shall be responsible for maintaining the trench surface in a level condition at proper pavement grade at all times. Under pavement, all trench backfill shall be in accordance with Method C as shown on the Detail Drawings. All other trench backfill shall be in accordance with Method A or B.
- B. Method "A" - Backfilling in Open Terrain:

Backfilling of pipeline trenches in open terrain shall be accomplished in the following manner:

1. The lower portion of the trench, from the pipe bedding to a point 12" above the top of the pipe, shall be backfilled with material free from rock and/or material acceptable to the Engineer. This material shall be placed in a manner approved by the Engineer, and shall be carefully compacted to avoid displacement of the pipe. Compaction shall be accomplished by hand-tamping or by approved mechanical methods.
2. The upper portion of the trench above the compacted portion shall be backfilled with material which is free from large rock. Incorporation of rock having a volume exceeding one-half cubic foot is prohibited. Backfilling this portion of the trench may be accomplished by any means approved by the Engineer. The trench backfill shall be heaped over or leveled as directed by the Engineer.

C. Method "B" - Backfilling Under Sidewalks & Unpaved Driveways:

Backfilling of pipeline trenches under sidewalks and unpaved driveways shall be accomplished in the following manner.

1. The lower portion of the trench, from the pipe bedding to a point 12 inches above the top of the pipe, shall be backfilled with material free from rock and/or material acceptable to the Engineer. This material shall be placed in a manner to avoid displacement of the pipe. Compaction shall be accomplished by hand-tapping or by approved mechanical methods.
2. The middle portion of the trench, from a point 12" above the top of the pipe to a point 6" below the grade line, shall be backfilled with material free from rock and/or acceptable to the Engineer. This material shall be placed and compacted in layers of approximately 6 inches. Water (puddling) may be used as required to obtain maximum compaction.
 - a. Upon approval of the Engineer, the Contractor may backfill the middle portion of the trench with crushed stone, fine gravel, or sand in lieu of materials which require compaction.
3. The upper portion of the trench shall be temporarily backfilled and maintained with crushed stone or gravel until such time as the sidewalk is constructed or the driveway surface is restored.

D. Method "C" - Backfilling Under Streets, Roads, and Paved Driveways:

Backfilling of pipeline trenches under streets, roads and paved driveways shall be accomplished in the following manner:

1. The lower portion of the trench from the pipe bedding to a point 6" below the bottom of the pavement or concrete sub-slab, shall be backfilled with # 9 crushed stone.
2. The upper portion of the trench, from a point 6" below the bottom of the pavement or concrete sub-slab to grade, shall be backfilled with a base course of dense graded aggregate. At such time that pavement replacement is accomplished, the excess base course shall be removed as required.

- E. Trenches outside existing sidewalks, driveways, streets, and highways shall be backfilled in accordance with Method "A". Trenches within the limits of sidewalk and unpaved driveways shall be backfilled in accordance with Method "B". Trenches within the paving limits of existing streets, highways and driveways shall be backfilled in accordance with Method "C". All methods are shown on the Detail Drawings. When directed by the Engineer, the Contractor shall wet backfill material to assure maximum compaction.

1. Before final acceptance, the Contractor will be required to level off all trenches or to bring the trench up to grade. The Contractor shall also remove from roadways, rights-of-ways and/or private property all excess earth or other materials resulting from construction.
2. In the event that pavement is not placed immediately following trench backfilling in streets and highways, the Contractor shall be responsible for maintaining the trench surface in a level condition at proper pavement grade at all times.

3.06 SETTLEMENT OF TRENCHES

- A. Whenever lines are in, or cross, driveways and streets, the Contractor shall be responsible for any trench settlement which occurs within these rights-of-way within one (1) year from the time of final acceptance of the work. If paving shall require replacement because of trench settlement within this time, it shall be replaced by the Contractor at no extra cost to the Owner. Repair of settlement damage shall meet the approval of the Owner.

3.07 CONCRETE THRUST BLOCKS, CRADLE, ANCHORS OR ENCASEMENT

- A. Concrete thrust blocks, cradle, anchors or encasement shall be placed where shown on the Drawings, required by the Specifications, or as directed by the Engineer.
- B. For cradle and encasement, concrete shall be 3000 psi and shall be mixed sufficiently wet to permit it to flow under the pipe to form a continuous bed.
- C. For thrust blocks and anchors, concrete shall be 3000 psi, and shall be formed or be sufficiently stiff to maintain the forms indicated on the Details.
- D. In tamping concrete, care shall be taken not to disturb the grade or line of the pipe or injure the joints. Concrete placed outside the specified limits or without authorization from the Engineer will not be subject to payment.
- E. Water mains shall have concrete thrust or "kicker" blocks at all pipe intersections and changes of direction to resist forces acting on the pipeline. All reducers (increasers) shall be anchored.

3.08 BITUMINOUS CONCRETE HIGHWAY, STREET AND DRIVEWAY REPLACEMENT

- A. The Contractor shall replace those sections of existing roads, streets and driveways required to be removed to install the pipe lines under this contract. He shall construct same to the original lines and grades and in such manner as to leave all such surfaces in fully as good or better condition than that which existed prior to the operations.
- B. Prior to trenching, the pavement shall be scored or cut to straight edges at least twelve (12) inches outside each edge of the proposed trench to avoid unnecessary damage to the remainder of the paving. Edges of the existing pavement shall be re-cut and trimmed to square, straight edges after the pipeline has been installed and prior to placing the new base and pavement.
- C. Backfilling of the trench shall be in accordance with Method "C" as described hereinbefore. Base course for the paving shall be dense graded crushed limestone furnished and placed in accordance with the current requirements of the Standard Specifications for Road and Bridge Construction of the Department of Transportation, to a depth of six (6) inches in roads and streets and four (4) inches in driveways.

- D. A subslab of reinforced concrete shall be placed for state maintained highways as indicated on the Drawings. The subslab shall have a minimum thickness of 6 inches. Concrete for the subslab shall be 3000 psi, in accordance with the Details shown on the Drawings.

3.09 UNPAVED DRIVEWAY (CRUSHED STONE) SURFACE REPLACEMENT

- A. The Contractor shall replace those sections of existing driveways and parking areas required to be removed to install the pipe lines under this contract. He shall construct same to the original lines and grades and in such manner as to leave all such surfaces in fully as good or better condition than that which existed prior to the operations.
- B. Material for backfilling of the pipeline trench shall be dense-graded aggregate in accordance with Method "B" as described hereinbefore.

3.10 REMOVING AND REPLACING CONCRETE CURB AND GUTTER OR SIDEWALK

- A. The Contractor shall remove the curb and gutter or sidewalk when encountered when required for laying the pipe. Only that portion of the curb and gutter or sidewalk needed to lay the pipe shall be removed.
- B. Where concrete curb and gutter or sidewalk is removed or disturbed during the construction work, it shall be replaced, using 3000 psi concrete, in fully as good or better condition than that which existed prior to the Contractor's operation.

3.11 REPLACEMENT OF EXISTING MAIL BOXES, CULVERTS, CLOTHES LINE POSTS, FENCES AND OTHER SUCH FACILITIES

- A. Existing mail boxes, drainage culverts, clothes line posts, fences and the like shall not be damaged or disturbed unless necessary, in which case, they shall be replaced in as good condition as found as quickly as possible. Existing materials shall be reused in replacing such facilities when materials have not been damaged by the Contractor's operations. Existing facilities damaged by Contractor's operation shall be replaced with new materials of the same type at the Contractor's expense. Work in this category is not a pay item.
- B. Replacement of paved drainage ditches within highway right-of-way shall be accomplished in accordance with Department of Transportation specifications.

3.12 PORTLAND CEMENT CONCRETE DRIVEWAY REPLACEMENT

- A. Wherever Portland cement concrete driveways are removed, they shall be reconstructed to the original lines and grades and in such manner as to leave all such surfaces in fully as good or better condition than existed prior to the operation.
- B. The existing concrete paving shall be sawed or cut to straight edges 12-inches outside the edges of the trench or broken out to an existing joint, as directed by the Engineer. The concrete pavement shall be equal to the existing pavement thickness but not less than 6-inches in thickness for driveways.
- C. Pavement shall be reinforced with 6 x 6 #10-10 wire mesh and shall be constructed with 3000 psi concrete.

3.13 RIP-RAP STREAM BANK SLOPE PROTECTION

- A. The Contractor shall install rip-rap stream bank slope protection at locations directed by the Engineer. Rip-rap slope protection shall be 12-inches thick and shall meet State D.O.T. Standard Specifications.

3.14 TESTING

- A. All pressure piping (lines not laid to grade) shall be given a hydrostatic test of at least 1.5 times the normal operating pressure of the pipe (at its lowest elevation), but not to exceed the rated working pressure of the pipe or valves. Note: Engineer shall verify test pressure. Loss of pressure during the test shall not exceed 0 psi in a 4 hour period and 5 psi in a 24 hour period. Any test results that do not meet either of these requirements shall constitute a failure of the pressure test.
- B. Leakage in pipelines, when tested under the hydrostatic test described above, shall not exceed 10 gallons per 24 hours per inch of diameter per mile of pipe.
- C. Contractor shall furnish a recording gauge and water meter for measuring water used during leakage test and recording pressure charts during duration of test. Recording pressure charts shall be turned over to the Engineer at conclusion of tests. The pressure recording device shall be suitable for outside service, with a range from 0-200 psig, 24- hour spring wound clock, designed for 9-inch charts, and shall be approved by the Engineer.
- D. Pipelines shall be tested before backfilling at joints except where otherwise required by necessity or convenience.
- E. Duration of test shall be not less than four (4) hours where joints are exposed and not less than 24 hours where joints are covered.
- F. Where leaks are visible at exposed joints, evident on the surface where joints are covered, and/or identified by isolating a section of pipe, the joints shall be repaired and leakage must be minimized, regardless of total leakage as shown by test.
- G. All pipe, fittings, valves, and other materials found to be defective under test shall be removed and replaced at no additional expense to the Owner.
- H. Lines which fail to meet tests shall be repaired and retested as necessary until test requirements are complied with.
- I. Where nonmetallic joint compounds are used, pipelines should be held under normal operating pressure for at least three days before testing.
- J. The Owner will provide initial water for testing the pressure piping. Should the first test fail to pass, all additional water required for subsequent tests shall be furnished at the Contractor's expense.
- K. The cost of testing of pressure piping is incidental and is to be included in the Contractor's unit Contract Price.

3.15 CLEAN UP

- A. Upon completion of installation of the piping and appurtenances, the Contractor shall remove all debris and surplus construction materials resulting from the Work. The

Contractor shall grade the ground along each side of pipe trenches in a uniform and neat manner leaving the construction area in a shape as near as possible to the original ground line.

3.16 DISINFECTION OF POTABLE WATER LINES

- A. The new potable waterlines shall not be placed in service--either temporarily or permanently--until they have been thoroughly disinfected in accordance with AWWA Standard C651-05, 2005 and to the satisfaction of the Engineer.
- B. After testing, a solution of hypochlorite using HTH or equal shall be introduced into the section of the line being disinfected sufficient to insure a chlorine dosage of at least 50 ppm in the main. While the solution is being applied, the water should be allowed to escape at the ends of the line until tests indicate that a dosage of at least 50 ppm has been obtained throughout the pipe. Open and close all valves and cocks while chlorinating agent is in the piping system. The chlorinated water shall be allowed to remain in the pipe for 24 hours, after which a residual of at least 25 ppm shall be obtained. The disinfection shall be repeated until 25 ppm is obtained after which time the main shall be thoroughly flushed until the residual chlorine content is not greater than 1.0 ppm, and then may be connected to the system. Also, no additional payment will be allowed for providing taps for chlorine injection and/or flushing, if necessary. The Contractor is responsible for the disposal of highly chlorinated water flushed from the main.
- C. The new water line shall not be put into service until bacteriological samples taken at the points specified herein are examined and shown to be negative after disinfection, following the requirements of "Standard Methods for Examination of Water and Wastewater". Two consecutive sets of acceptable samples, taken at least 24 hours apart shall be collected from the new line. Samples are to be taken and tested at every 1200 feet of new water line, at each branch and at each dead end.
- D. If trench water has entered the pipe, or excessive quantities of dirt or debris have entered the pipe, samples shall be taken at intervals of approximately 200 feet and the locations identified. Samples shall be taken of water that has stood in the new line for at least 16 hours after flushing is completed.
- E. If the initial disinfection does not produce satisfactory bacteriological results, the new line shall be reflushed and resampled. If samples fail, the line shall be rechlorinated by the continuous-feed or slug method until satisfactory results are obtained.
- F. All testing documentation shall be submitted to the Owner.

3.17 DECHLORINATION OF HEAVILY CHLORINATED WATER

- A. Dechlorination of heavily chlorinated water shall be in accordance with AWWA C651 and shall be accomplished using sodium bisulfite, sodium thiosulfate, sodium sulfite, or calcium thiosulfate solution of a concentration sufficient to remove all chlorine to a level not to exceed 0.019 mg/l. The solution shall be applied by a metering pump directly into the chlorinated water flow stream by injection into a discharge line or into the free discharge from a hydrant. The treated water may then be conveyed to the nearest sanitary sewer, storm sewer, or local stream.
- B. The feed rate (gpm) of solution shall be governed by the chlorine (ppm) concentration of the water to be dechlorinated and the rate (gpm) at which it can be discharged. Constant monitoring of the chlorine residual concentration shall be made using the colorimetric method to ensure the optimum solution feed rate.

- C. Feed System: The dechlorinating agent shall be fed from prepared carboys utilizing a metering pump equipped with a suitable meter and valve to adjust/monitor the feed rate. If trench water has entered the pipe, or excessive quantities of dirt or debris have entered the pipe, samples shall be taken at intervals of approximately 200 feet and the locations identified. Samples shall be taken of water that has stood in the new line for at least 16 hours after flushing is completed.

- END OF SECTION -

SECTION 331419
VALVES & HYDRANTS

PART 1 - GENERAL

1.01 SCOPE OF WORK

- A. Provide all labor, materials, equipment and services required for furnishing and installing all hydrants and appurtenances specified herein.

1.02 RELATED WORK SPECIFIED ELSEWHERE

- A. SECTION 312200 – GRADING
- B. SECTION 331413 – WATER DISTRIBUTION PIPING

1.03 SUBMITTALS

- A. Submit shop drawings and product data in accordance with DIVISION 01 of this specification.
- B. Descriptive literature, catalog cuts, and dimensional prints clearly indicating all dimensions and materials of construction, shall be submitted on all items specified herein to the Engineer for review before ordering.
- C. At the time of submission, the Contractor shall, in writing, call Engineer's attention to any deviations that the submittals may have from the requirements of the Engineer's Contract Drawings & Specifications.

PART 2 - PRODUCTS

2.01 FLUSHING HYDRANTS

- A. The Contractor shall furnish and install fire hydrants and auxiliary gate valves where shown on the Drawings or directed by the Engineer. Hydrants shall conform in all respects to the most recent requirements of AWWA C502. Hydrant barrel shall have safety breakage feature above the ground line. All flushing hydrant, type 1 shall have 6-inch mechanical joint shoe connection, two (2) 2-1/2-inch discharge nozzles, and one (1) 4 1/2-inch pumper nozzle with rubber gasketed caps fitted with cap chains. All Flushing Hydrant, Type 2 shall have a 6-inch mechanical joint shoe connection and two (2) 2-1/2-inch discharge nozzles with rubber gasketed caps fitted cap chains. Cap nuts are to be five (5) sided. Connection threads shall be National Standard Thread. Main valve shall have 5-1/4-inch full opening and be of the compression type opening against water pressure so that valve remains closed should barrel be broken off.
- B. Hydrants shall be fully bronze mounted. Main valve shall have a threaded bronze seat ring assembly of such design that it is easily removable by unscrewing from a threaded bronze drain ring. Bronze drain ring shall have multiple ports providing positive automatic drainage as the main valve is opened or closed. Drainage waterways shall be completely bronze to prevent rust and corrosion.

- C. The operating nut shall be five (5) sided bronze or bronze with a five (5) sided ductile iron cap, and mounted so that a counter clockwise motion will open the valve. There must be cast on top an arrow and the word "Open" indicating the direction of turn to open the hydrant.
- D. Operating stem shall be equipped with anti-friction thrust bearing to reduce operating torque and assure easy opening. Stop shall be provided to limit stem travel. Stem threads shall be enclosed in a permanently sealed lubricant reservoir protected from weather and the waterway with O-ring seals.
- E. Hydrants shall be shop tested to 300 psi pressure with main valve both opened and closed. Under test the valve shall not leak, the automatic drain shall function and there shall be no leakage into the bonnet.
- F. Type of shoe connection shall be mechanical joint and size shall be six inches (6").
- G. Hydrants shall be given two (2) coats of enamel high visibility paint to be selected by the Owner.
- H. Hydrants shall be provided as described in DIVISION 01.

2.02 GATE VALVES

- A. Gate valves shall conform with AWWA C-509 standard, and shall be of the resilient seat type, iron body, fully bronze mounted, non-rising stem and have a design working pressure of 250 psi. All assembly bolts shall be stainless steel. Valves shall be of standard manufacturer and of the highest quality both as to materials and workmanship.
- B. All gate valves shall be furnished with mechanical joint connections, unless otherwise shown on the Drawings or specified hereinafter.
- C. An epoxy coating conforming to AWWA C-550 shall be applied to the interior and exterior ferrous surfaces of the valve except for finished or seating surfaces.
- D. All gate valves shall have the name or monogram of the manufacturer, the year the valve casting was made, the size of the valve, and the working water pressure cast on the body of the valve.
- E. Gate valves 12" and smaller shall be installed in a vertical position. Gate valves greater than 12" shall have the bonnet mounted in the horizontal position and have a bevel gear actuator. Gate valves shall be provided with a 2-inch square operating nut and shall be opened by turning to the left (counter-clockwise). All valve operating nuts shall be set within a cast iron valve box. There shall be a maximum 48" depth of valve operating nut. Contractor must use extension stems, if necessary, to raise operator nut within 48" of final grade.

2.02 GATE VALVES - BURIED

- A. Gate valves shall conform to the Specifications of Section 331219, Paragraph 2.2, except be designed for buried service, have mechanical joint ends, have all exterior surfaces shop painted with two coats of Fed. Spec. TT-V-51F Asphalt Varnish, with 2-inch square nut operator in a vertical position for use in a valve box.

2.03 VALVE BOXES - BURIED VALVES

- A. Valve boxes shall be of 5-1/4 inch standard cast iron, two-piece, screw type valve box with drop cover marked "WATER", "SEWER", "DRAIN", as applicable. Valve boxes for gate valves larger than 8 inches shall be three-piece. Valve boxes shall be accurately centered over valve operating nut, and backfill thoroughly tamped about them. Valve boxes shall not rest on the valves but shall be supported on crushed stone fill. They shall be set vertically and properly cut and/or adjusted so that the tops of boxes will be at grade in any paving, walk or road surface, and in grass plots, fields, woods or other open terrain. Valve boxes and covers shall be as manufactured by Tyler Corporation, Opelika Foundry, Bingham & Taylor, or equal.
- B. Wherever valve boxes fall outside of the pavement, the top of the box shall be set in a cast-in-place concrete slab 24" x 24" x 6" thick with the top of the slab and box flush with the top of the ground. This provision shall apply to all new and all existing valve boxes which fall within the limits of the contract, unless otherwise stated on the plans or ordered by the Engineer.

2.04 TAPPING SLEEVES AND VALVES

- A. DI tapping sleeves for use in connections to existing water lines, where indicated on the drawings or as directed by the Engineer, shall be constructed of ductile iron conforming to the requirements of ASTM A-536, and have the body of the tapping sleeve seal around the carrier pipe by use of mechanical joints on each end. Tapping outlet connections shall be flanged with drillings in accordance with ANSI class 125#/150#. Tapping sleeves shall be suitable for working pressures of 250 psi and shall be Mueller No. H-615, American Valve and Hydrant No. 2800-C, or approved equal.
- B. SST tapping sleeves for use in connections to existing water lines, where indicated on the drawings or as directed by the Engineer, shall have the body and neck constructed of ASTM A-240 type 304 stainless steel and shall be compressed to the carrier pipe by use of heavy gauge triangular sidebars running the length of the body. Bolts, nuts and washers shall be constructed of type 304 stainless steel. The gasket between the tapping sleeve and carrier pipe shall be constructed of Buna N rubber and be NSF 61 approved. The gasket shall have a grid pattern to help secure it in place and have seal around the full circumference of the pipe. Tapping outlet connections shall be constructed of ductile iron conforming to ASTM A-536 and have either a mechanical joint connection conforming to AWWA C-111, or a flanged connection with drillings in accordance with ANSI class 125#/150#. Tapping Sleeves shall be suitable for the following working pressures: 4"-12" 250 psi, 14"-24" 200 psi and shall be Mueller No. H-304, Romac Industries SST III, or approved equal.
- C. Tapping valves shall meet the requirements of paragraph 2.1 hereinbefore and shall be coordinated to connect to the tapping sleeve with either a flanged end or a mechanical joint end.
- D. All existing water mains to be tapped under this contract shall be exposed in order to verify line sizes prior to ordering tapping sleeves and valves.

PART 3 - EXECUTION

3.01 SETTING OF FIRE HYDRANTS

A. Location:

1. Hydrants shall be located as shown or as directed so as to provide complete accessibility and minimize the possibility of damage from vehicles or injury to pedestrians.
2. When placed behind the curb, the hydrant barrel shall be set so that the pumper or hose nozzle cap will be a minimum of five feet (5') from the back of curb.
3. When set in the lawn space between the curb and the sidewalk or between the sidewalk and the property line, no portion of the hydrant or nozzle cap shall be within six inches (6") of the sidewalk.

B. Position:

1. All hydrants shall be set plumb with not less than two (2) cubic feet of crushed stone and shall have their nozzles parallel with the roadway, with the pumper nozzle facing toward the roadway. Hydrants shall be set to the established grade, with nozzles at least eighteen inches (18") above the ground, as shown or as directed by the Engineer.

C. Connection to Main:

1. Each hydrant shall be connected to the main with a six-inch (6") restrained joint ductile iron branch controlled by an independent six -inch (6") gate valve, unless otherwise specified.

D. Hydrant Drainage in Pervious Soil:

1. Whenever a hydrant is set in soil that is pervious, drainage shall be provided at the base of the hydrant by placing uncrushed course aggregate (AAHSTO M-43) No. 57 from the bottom of the trench to at least six inches (6") above the drain opening in the hydrant and to a distance of one foot (1') around the elbow. No drainage system shall be connected to a sewer.

E. Hydrant Drainage in Impervious Soil:

1. Whenever a hydrant is set in clay or impervious soil, a drainage pit two feet (2') in diameter and three feet (3') deep shall be excavated below each hydrant and filled compactly with uncrushed course aggregate (AASHTO M-43) No. 57 under and around the elbow of the hydrant and to a level of six inches (6") above the drain opening. No drainage pit shall be connected to a sewer (see Standard Details).

3.02 ANCHORAGE

- A. The bowl of each hydrant shall be tied to the pipe with suitable anchor couplings, as shown on the Standard Details in the Drawings or as directed by the Owner or Engineer.

3.03 FIRE HYDRANT WRENCHES

- A. One (1) hydrant wrench shall be furnished for each ten (10) hydrants or less. When the number of hydrants furnished and installed exceeds twenty-five (25), one (1) hydrant repair kit shall be supplied at no additional cost to the Owner.

3.04 INSTALLATION OF VALVES

- A. All valves shall be installed in accordance with details on the Contract Drawings and with the manufacturer's recommendations.
- B. All valves shall be anchored in accordance with the details on the Contract Drawings.

- END OF SECTION -

SECTION 331420**ABOVE GROUND CONCRETE BLOCK BOOSTER PUMP STATION****PART 1 - GENERAL****1.01 WORK INCLUDED**

- A. The contractor shall furnish, provide and construct one (1) built in-place, above ground split faced concrete block, water booster pumping station, with all the necessary piping, controls and appurtenances as shown on the plans and as specified herein. The station shall be complete with all necessary equipment installed in a concrete block building.
- B. All bidders must recognize that, if any alternate booster pumping system is used and does not meet or exceed the physical and dimensional standards nor perform as specified in the judgement of the project Engineer or Owner, the Contractor shall be required to modify or replace the alternate equipment with the original booster pumping equipment at no additional cost to the Owner or Engineer.

1.02 RELATED WORK

- A. DIVISION 03 - CONCRETE
- B. DIVISION 04 – MASONRY
- C. DIVISION 05 – METALS
- D. DIVISION 06 – WOOD, PLASTICS & COMPOSITES
- E. DIVISION 07 – THERMAL & MOISTURE PROTECTION
- F. DIVISION 08 – OPENINGS
- G. DIVISION 09 – FINISHES
- H. DIVISION 26 – ELECTRICAL
- I. DIVISION 27 – DATA COMMUNICATION

1.03 QUALITY ASSURANCE

- A. The equipment and materials covered by these specifications are intended to be standard equipment of proven reliability and as manufactured by reputable manufacturers having experience in the production of such equipment. The equipment furnished shall be designed, constructed, and installed in accordance with the best practices and methods and shall operate satisfactorily when installed as shown on the contract drawings and operated per manufacturer's recommendations.
- B. It is intended that the manufacturer of the specified equipment shall be a business regularly engaged in the manufacture, assembly, construction, start-up and maintenance of water distribution equipment of the type required for this project. The manufacturer shall have at least ten (10) years of successful experience in providing stations of the type, design, function and quality as required for this project.

1.04 SUBMITTAL

Equipment submittals shall be in accordance with Section 01300 and at a minimum shall be bound and a minimum of six (6) copies provided. The submittals shall contain a minimum of two (2) full size drawings, size 24" x 36"; one (1) each covering the booster pump station and the electrical control schematic.

PART 2 - PRODUCTS

2.01 CONCRETE BLOCK STRUCTURE

- A. The booster pump station will be complete with a split-faced concrete block building constructed over a concrete slab and with a trussed roof system as shown on the plans and specified elsewhere in these specifications.
- B. Exterior Masonry Finish: Concrete masonry block shall be as specified in Division 4 - Masonry.
- C. Finish:
 - 1. Interior: A minimum of 15-mil waterproof coating shall be applied to all surfaces of the booster station interior walls. The color shall be white for the interior finish color.
 - 2. Exterior: A minimum of 15-mil clear waterproof coating shall be applied to all exterior surfaces of the booster pump station.
- D. Hinged Entrance Doors and Frames
 - 1. Insulation shall consist of a full 2-inch thick foam polyurethane insulation core. Matching metal jamBs shall be furnished to fit prefab panels without adjustment or use of interior framing. Doors shall be supplied with weather stripping and a wiper gasket.

Entrance opening shall be a double door with the following clear opening size: 96" x 96".
 - 2. Hardware for Doors: Hardware shall be Best 300H Series, "B" function mortise lockset with satin chrome finish and deadbolt type locking assembly. Two (2) keys will be provided, on a key ring complete with the manufacturer's identification.
 - 3. Door Hinges: Each door shall have three- (3) SOSS 450 T tamper proof pinned butt hinges.
 - 4. Weatherproof Shields: All doors for outdoor structures shall be supplied with a metal shield above the door to divert rain and snow from the door opening.
 - 5. Sillplates: An extruded aluminum sillplate shall be provided on outdoor buildings with friction-type vinyl weatherseal.
 - 6. Weatherstrip: Jamb and head at door shall have factory-installed vinyl weatherstrip.
 - 7. Frames: The frames for the aluminum doors shall be constructed of extruded aluminum rectangular tubular sections having sharp corners and a wall thickness of not less than 0.125 in. and shall be of the types and sizes indicated. The frames shall be manufactured by Cline Aluminum Doors, Inc. or acceptable equivalent products. The head and jamb frame members shall be provided with integral weatherstripping, or an acceptable equivalent product. The frames for the aluminum

doors shall be mortised and reinforced for strike plates. The frames shall have a clear (0.4 mil coating) anodic finish.

- E. Roof System: A prefab truss roof system shall be furnished for the structure. The roof shall be as indicated on the drawings complete with underlayment and standing seam metal roof. Color charts shall be provided to the Owner to determine the finish color of the roof system.
- F. Louvers: Louvers shall be motorized type with insect screen. Exterior of louver shall be protected by a minimum 6 gauge, 1 inch, open wire mesh securely attached to the building exterior and painted for corrosion protection and aesthetic appearance. The size of the louver shall be as indicated on the drawings.
- G. Flashing material shall be as follows:
- a. All exterior trim shall be of the same type material and finish and shall be of the extruded aluminum material including the following: Gutters, downspouts, eave trim and gable trim shall be pre-finished color matching exterior walls.
 - b. All flashings, trims, closures and similar items shall be as detailed on drawings as supplied by the manufacturer of the panels.

PART 3 - EXECUTION

3.01 OPERATING CONDITIONS

The pump station shall be capable of delivering the fluid medium at the following capacities and heads when operating at (SEE CHART BELOW) minimum suction pressure. The flow and head indicated shall be the total flow and head as measured on the discharge main exiting the station.

		Operating Conditions									
Pump Station Location	Min. Suction Pressure	Design		Maximum		Shut-off Head (ft)	RPM	HP	Voltage	Phase	Eff. @ Design
	PSI	GPM	TDH	GPM	TDH						
Blue Licks		250	300	450	170	335	3600	30	460	3	70%
East Union		165	450	305	280	485	3600	30	460	3	72%

- A. The pump driver shall be a standard, A.C. induction motor, totally enclosed fan cooled (TEFC) construction, normal thrust type and shall be (SEE CHART ABOVE) nominal horsepower and suitable for (SEE CHART ABOVE) volt electrical service. The motor shall be inverter duty and/or premium efficiency for suitable use with variable frequency drive (VFD) unit.
- B. The pump motor shall be sized so that the nameplate horsepower rating, without consideration of the service factor, **shall not** be exceeded at any point along the pump performance profile. The pump motor shall be complete with a 1.15 service factor.

3.02 BOOSTER PUMPS - VERTICAL MULTI-STAGE CENTRIFUGAL TYPE

- A. The booster pumps employed within the booster pump station shall be of the vertical centrifugal multi-stage type, designed specifically for low flow - high head operation. The pumps shall conform to the detailed specifications as set forth below:

3.03 PUMP

- A. The pump suction/discharge chamber, pump head, motor stool and shaft coupling shall be constructed of ductile iron. The impellers shall be constructed of stainless steel, laser welded through the front and back shrouds to the impeller vanes for increased efficiency. The impellers shall be secured to the pump shaft by means of a split cone and nut design. The metallic rotating parts, chambers, and outer sleeve shall be stainless steel. Intermediate bearings shall be bronze or Graflon. The lower bearing shall be tungsten carbide, mounted in the suction/discharge base and replaceable. The lower shaft journal shall be tungsten carbide and replaceable. The pumps shall be equipped with a cartridge seal of Tungsten Carbide/Tungsten Carbide. The seal shall be replaceable without disassembling the pump. The seal shall be replaceable without removing the motor. Sleeve sealing shall be on O-ring design, allowing sleeve expansion and contraction without leaking. A motor bearing plate option shall be available to allow use of a motor with standard bearings. Connections shall be plate flanges, locked to the suction/discharge base with a stainless-steel split ring. The plate flanges shall rotate to allow alignment of the mating flange bolts.
- B. The pumps shall be supplied with ductile iron flange mounted discharge head with a suction flange with 125 pounds ANSI drilling and a discharge flange with 125 pounds ANSI drilling. If the shut-off head plus static pressure exceeds the 250 psi, then the discharge head shall have 250 pounds ANSI drilling or as indicated on the drawings.

3.04 MOTOR

- A. The pump motor shall be sized to ensure the pump is non-overloading when operating on the specified pump curve. The motor shall be of the horsepower, voltage, phase and cycle as shown on the drawings. Motor design shall be Totally Enclosed Fan Cooled (TEFC) with a NEMA C face design operating at a nominal 3450 rpm with a minimum service factor of 1.15. Lower motor bearings shall be adequately sized to insure long motor life. The motor shall be premium efficient for suitable use with variable frequency drive (VFD) unit.

BOOSTER PUMPS SHALL BE GRUNDFOS SERIES CRN-64 (Blue Licks) and GRUNDFOS SERIES CRN-45 (East Union) OR ENGINEER APPROVED EQUAL.

3.05 INTERNAL PIPING

- A. Piping shall be in accordance with Section 02610 and shall be flanged ductile iron, Class 350 unless noted otherwise on the drawings.
- B. Pipe Supports
1. Pipe supports by minimum sizing for:
 - a. 4" and smaller piping shall be 2" x 2" x 3/16" wall rectangular tubing;
 - b. 6" through 12" piping shall be 3" x 3" x 1/4" wall rectangular tubing;
 - c. 14" through 24" piping shall be 4" x 4" x 1/4" wall rectangular tubing and, also;

- d. 6" and larger piping shall be provided with "kick" bracing projecting fully from the underside of the pipe to the floor at an angle of no less than 15° from vertical out at a right angle to the run of the pipe being supported. These "kick" braces shall be in addition to the vertical pipe supports called out above.
 - 2. Pipe supports are to be fully anchored to the concrete floor slab, where required, with concrete anchor bolts..
 - 3. Simple pipe stands made of pipe and upholding a yoke or bracket with or without a threaded jack bolt or a U-bolt are not acceptable.
- C. Service Connections on Internal Piping: All plumbed devices within the station eventually requiring service, such as meters, control valves, pumps and like equipment, shall be easily removed from the piping by the presence of appropriately placed and sufficient quantity of adaptors and couplings as shown on the drawings; no less than the quantity of couplings and adaptors shown shall be allowed.

3.06 SERVICE CONNECTIONS ON INTERNAL PIPING

- A. All plumbed devices within the station eventually requiring service, such as meters, control valves, pumps and like equipment, shall be easily removed from the piping by the presence of appropriately placed and sufficient quantity of adaptors and couplings as shown on the drawings; no less than the quantity of couplings and adaptors shown shall be allowed.

3.07 RESTRAINING POINTS

The main inlet and outlet piping to the station shall each be provided with two (2) or four (4) restraining points as welded on "eyes" or similar device welded to the framing to facilitate the attachment of joint restraint tie rods or other device to be used in retarding any pipe movement at the connections.

3.08 COMPRESSION COUPLINGS

- A. The booster station piping shall include a compression type, flexible coupling to prevent binding and facilitate removal of associated equipment where shown on the plans for this item. In lieu of a compression coupling, a restraint flange adapter of the wedge action type, or a restraint joint flanged coupling adapter (FCA) may be used.
- B. All compression couplings, Uni-Flanges, flanged coupling adapters (FCA), and flexible connectors/expansion joints shall include a minimum of two (2) control joint rods with appropriate restraining points.

3.09 COMBINATION PRESSURE GAUGES

- A. Combination pressure gauges shall have a built-in pressure snubber and 4-1/2 inch minimum diameter faces and be turret style, black phenolic case with clear glass face. The movement shall be rotary, of 400 Series stainless steel with teflon coated pinion gear and segment. The gauge shall be bottom connected & accept a 1/4" NPT female thread. Pressure gauge range and scale graduations shall be in feet of water and psi with the normal operating pressure for both suction and discharge pressures operating in the mid-range of the gauge. Combination pressure gauge range and scale graduations shall be in psi and feet of water as follows:
- B. SUCTION PRESSURE –
0 to 60 psi, 5 psi figure intervals, with graduating marks every 1 psi (0-140 feet)

0 to 100 psi, 10 psi figure intervals, with graduating marks every 1 psi (0-230 feet)
 0 to 160 psi, 10 psi figure intervals, with graduating marks every 1 psi (0-370 feet)

- C. DISCHARGE PRESSURE –
 0 to 200 psi, 20 psi figure intervals, with graduating marks every 2 psi (0-460 feet).
 0 to 300 psi, 25 psi figure intervals, with graduating marks every 5 psi (0-690 feet).
 0 to 400 psi, 50 psi figure intervals, with graduating marks every 5 psi (0-920 feet).
- D. All gauges will be panel mounted off the pipeline and be flexible connected to their respective sensing point. The gauge trim tubing shall be complete with both isolating and vent valves and the tubing shall be so arranged as to easily vent air and facilitate gauge removal. Gauges mounted directly to the pipeline or at the sensing point **will not** be accepted.

GAUGES SHALL BE ASHCROFT DURAGAUGE PLUS MODEL 1279XLL.

3.10 SAMPLE TAP

A single, right angle outlet, smooth nose, brass sample tap shall be affixed to the manual vent ball valve for the low suction lockout and suction pressure gauge assembly.

3.11 GATE VALVES

The isolating gate valves used throughout the building shall be as specified in Section 02640 of the specifications.

3.12 CUSHIONED SWING CHECK VALVES

- A. Submittals:
1. Submit detailed product data and descriptive literature including dimensions, weights, headloss data, pressure rating and materials of construction.
 2. Provide shop drawings which clearly illustrate the general arrangement of the equipment and cross-sectional views of the components.
- B. Quality Assurance:
1. Supplier shall have been manufacturing air-cushioned swing check valves for a period of at least ten (10) years and shall, at the Engineer's request, provide a list of installations involving equipment of similar size and application.
- C. The valve shall have a heavy-duty body, shall be constructed of high-strength cast iron conforming to ASTM A126 Class B with integral flanges, faced and drilled per ANSI B16.1 Class 125 or 250 and be suitable for horizontal or vertical installation.
- D. The valve body shall be the full waterway type, designed to provide a net flow area not less than the nominal inlet pipe size when swung open no more than 25 degrees. The valve shall have a replaceable stainless steel body seat.
- E. Valve disc shall be cast iron and faced with a renewable resilient seat ring of rubber or other suitable material, held in place by a follower ring and stainless-steel screws.
- F. The disc arm shall be ductile iron or steel, suspended from and keyed to an austenitic stainless-steel shaft which is completely above the waterway and supported at each end by heavy bronze bushings. The shaft shall rotate freely without the need for external

lubrication. The shaft shall be sealed where it passes through the body by means of a stuffing box and adjustable packing. Simple O-ring shaft seals are not acceptable.

- G. The valve shall be supplied with an outside lever and adjustable counterweight to initiate valve closure. Final closure shall be dampened by means of a single, side-mounted bronze oil-cushion assembly directly mounted to the valve body on machined pads. The amount of cushioning shall be easily adjustable without the need for pre-charged oil chambers. Commercial oil cylinders which pivot and/or are attached with fabricated brackets are not acceptable.
- H. Function:
 - 1. The valve shall swing open smoothly at pump start and close quickly and quietly upon pump shutdown to prevent flow reversal. When closed, the valve shall seat drop tight.
- I. Manufacturer
 - 1. The valve shall be GA Industries, Inc. Figure 25-DSH, or approved equal.
- J. Installation
 - 1. Install valve in accordance with manufacturer's written instructions and approved submittals.
- K. Manufacturer's Field Service
 - 1. Manufacturer's authorized representative shall be present at the jobsite for assistance during equipment start-up and to train owner's personnel in the operation, maintenance and troubleshooting of the equipment provided.

3.13 SUCTION LINE STRAINERS

- A. Each pump suction pipe run shall include a semi-steel basket type flanged strainer of a size as shown on the plans. The flange pattern shall conform to 125 pound ANSI standards. The strainer body and cover material shall be hi-grade cast iron equal to ASTM specification A126-61T Class B.
- B. The strainer cover will be complete with strong-back clamp device for quick easy access to strainer basket. The strainer basket shall be stainless steel.

STRAINERS SHALL BE METRAFLEX MODEL B-1-T.

3.14 BALL VALVES

- A. Isolating ball valves where shown and as sized on the plan sheet covering this item shall meet or exceed ASTM Spec B124 No. C37700. The ball valves will be 2-piece forged brass body, blow out proof stem, TFE seats, TFE packing with adjustable stem packing gland. The valves will be NPT threaded pattern complete with lever operators. Maximum working pressure shall be 600 psi.

BALL VALVES SHALL BE HAMMOND MODEL 8901.

3.15 PRESSURE TESTING

- A. When the station plumbing is completed, the pressure piping within the station (including valves, pumps, control valves, and fittings), connections as make up the entire system shall be hydrostatically tested at a pressure of 150 psi or a pressure equal to the lowest test pressure rating of the equipment within the tested system, whichever is lesser pressure. The test pressure shall be applied for a minimum of 20 minutes, during which time all joints, connections and seams shall be checked for leaking. Any deficiencies found shall be repaired and the system shall be retested.
- B. The results of this testing shall be transmitted in writing to the Engineer prior to shipment of the station and shall note test pressure, time at full pressure and be signed by the Quality Control Manager or test technician.

PART 4 – ELECTRICAL ALSO SEE DIVISION 26

4.01 ELECTRICAL APPARATUS - DESIGN, ASSEMBLY & TEST

The electrical apparatus and control panel design, assembly, and installation, and the integration of component parts will be the responsibility of the manufacturer of record for this booster pumping equipment. That manufacturer shall maintain at his regular place of business a complete electrical design, assembly and test facility to assure continuity of electrical design with equipment application. Control panels designed, assembled or tested at other than the regular production facilities or by other than the regular production employees of the manufacturer of record for this booster pumping equipment **will not** be approved.

4.02 CONFORMANCE TO BASIC ELECTRICAL STANDARDS

The manufacturer of electrical control panels and their mounting and installation shall be done in strict accordance with the requirements of UL Standard 508 and the National Electrical Code (NEC) latest revision so as to afford a measure of security as to the ability of the eventual owner to safely operate the equipment. **No exceptions to the requirements of these codes and standards will be allowed; failure to meet these requirements will be cause to remove the equipment and correct the violation.**

4.03 U.L. LISTING

All service entrance, power distribution, control and starting equipment panels shall be constructed and installed in strict accordance with Underwriter's Laboratories (UL) Standard 508 "Industrial Control Equipment." The UL label shall also include an SE "Service Entrance" rating stating that the main distribution panel is suitable for use as service entrance equipment. The panels shall be shop inspected by UL, or constructed in a UL recognized facility. All panels shall bear a serialized UL label indicating acceptance under Standard 508 and under Enclosed Industrial Control Panel or Service Equipment Panel. In addition, a photocopy of the UL labels for this specific project shall be transmitted to both the project engineer and the contractor for installation within their permanent project files, prior to shipment of the equipment covered under these specifications.

4.04 E.T.L. LISTING

All control panels shall be E.T.L. Listed by Interek Testing Services (ITS) under Category 4 - Industrial Control Equipment. Each completed panel shall bear an E.T.L. listing label. The listing label shall include the station manufacturer's name, address and telephone number. The station manufacturer shall have quarterly inspections performed by ITS at the manufacturer's facilities to ensure that the products being listed comply with the report and procedural guide for that product.

4.05 EQUIPMENT GROUNDING

Each electrical equipment item in the station shall be properly grounded per Section 250 of the National Electrical Code. Items to be grounded include, but are not limited to, pump motor frames, control panel, transformer, convenience receptacles, dedicated receptacle for heater, air conditioner, dehumidifier, lights, light switch, exhaust fans and pressure switches.

All ground wires from installed equipment shall be in conduit and shall lead back to the control panel to a copper ground buss specific for grounding purposes and so labeled. The ground buss shall be complete with a lug large enough to accept the installing electrician's bare copper earth ground wire. The bus shall serve as a bond between the earth ground and the equipment ground wires.

4.06 PANEL MOUNTING HARDWARE

Metal framing channel shall be used exclusively for mounting of all electrical panels and electrical components except for those specifically designated otherwise.

4.07 ELECTRICAL APPARATUS - CONTROL PANEL

- A. All motor starters, time delay relays and control relays shall be incorporated into one (1) NEMA 4X control panel. The electrical service provided for this station will be (SEE CHART SECTION 3.01 OPERATING CONDITIONS)
- B. There shall be provided circuit breakers for each major equipment and at a minimum as follows and install in one (1) NEMA 4X Mini-power zone control panel:
 - 1. One (1) Main Breaker
 - 2. Two (2) Branch Breakers, one each per pump
 - 3. One (1) Phase Monitor Breaker
 - 4. Seven (7) Auxiliary Circuit Breakers, as follows:
 - 1. Controls
 - 2. Dehumidifier
 - 3. Lights
 - 4. Convenience Outlets
 - 5. Telemetry
 - 6. HVAC
 - 7. Four Spare Breakers

4.08 VARIABLE FREQUENCY DRIVE

- A. Acceptable Manufacturers – Refer to Section 16269, VARIABLE FREQUENCY CONTROLLERS.
- B. The VFD shall provide an adjustable carrier frequency and shall provide noiseless operation of the driving motor, short circuit and ground protection, and work with controlled sinusoidal current synthesis and dynamic over current limitations. The VFD controller shall be one complete integrated unit including the variable frequency drive, programmable pump control logic, and include a NEMA 1 (CPC). Additional control panels, PLC's or other external devices, shall NOT be necessary to accomplish complete pump programming and variable speed control of pump and motor. Standard variable frequency drives that do not incorporate pump control logic as the primary control software; programming and features directly applicable to centrifugal pump applications shall not be considered equal. The pumping station controller shall provide a LCD two line display with 16 characters per line and programming keypad for data entry. Unit(s) shall utilize user friendly front panel programming in three languages that displays pump and motor language in clear text. Three colored LED's shall signal 'power on', 'pump running' and 'fault'. Program settings shall be

changeable and stored in non-volatile memory. Program settings shall be retained in memory in the event of loss of power to the controller, without the use of a backup battery. System operating pressure shall be clearly displayed in PSI or feet of head for ease of use and to provide an operator friendly interface. Additional parameters, where applicable, shall be displayed in units consistent with pumping systems. Generic control systems adapted from other applications shall not be considered equal. The settings and program in whole or part may be locked out with the use of an operator selectable password. Standard system hydraulic settings shall include at a minimum the following functions: loss of suction, lack of NPSHa, pump run-out protection, "dead-head" protection, constant pressure setting with variable. Flow capability, constant flow with variable TDH (pressure) capability, quadratic differential flow calculation, system curve compensation, multiple pump operation with alternation, pump starting point with allowable, adjustable pressure drop, minimum speed with time delay, pressure of flow sensor error, overpressure shutdown, and low flow shutdown.

4.09 ELECTRICAL APPARATUS - RUNNING TIME METER

A running time meter shall be supplied for each pump to show the number of hours of operation. The meter shall be enclosed in a dust and moisture proof molded plastic case, suitable for flush mounting on the main control panel. The meter dial shall register in hours and tenths of hours up to 99999.9 hours before repeating. The meter shall be suitable for operation from a 115 volt, 60 cycle supply.

4.10 ELECTRICAL APPARATUS - PHASE MONITOR

A phase monitor shall be supplied to protect three-phase equipment against phase loss, undervoltage and phase reversal conditions. When a fault is sensed, the monitor output relay opens within two seconds or less to turn the equipment off and/or cause an audio or visual alarm. Both Delta and Wye systems may be monitored. The monitor shall have an automatic reset and shall also include an adjustable voltage delay. The monitor shall have an indicator LED (glows when all conditions are normal and shall monitor phase sequence: ABC operate (will not operate CBA)). The phase monitor shall be UL approved and CSA certified.

4.11 ELECTRICAL APPARATUS - SURGE ARRESTOR

A secondary surge arrestor shall be provided. Housing shall be Noryl and be ultrasonically sealed. Valve blocks shall be metal oxide with an insulating ceramic collar. Gap design shall be annular. The lead wire shall be permanently crimped to the upper electrode forming part of the gap structure. Arrestors shall be UL and CSA listed Lightning Protective Devices.

4.12 ELECTRICAL APPARATUS - SUCTION PRESSURE CONTROL

- A. Suction control of the pumping operation shall be provided by a bellows type, adjustable differential pressure switch. The switch shall be complete with a single pole, double throw contact block with 5 amp non-inductive rated contacts at 230 volts AC. The set points of the on/off cycle shall be independently adjustable through the full range of the switch rating.
 - 1. Low Suction Cut-out, 4-150 psi.
 - 1A. Adjustable Differential, 2-25 psi.
- B. A pressure gauge shall be sub-panel mounted adjacent to the low suction pressure switch. The gauge and switch shall be so plumbed with the suction header sensing line that a common blow-off valve can relieve pressure in both simultaneously for purposes of checking and calibrating the low suction lock-out.

4.13 ELECTRICAL APPARATUS - TELEMETRY CONTROL - INTERFACE PANEL

It will be the responsibility of the booster station manufacturer to provide the following as an adjunct to the supplied telemetry equipment.

1. 3/4" telemetry entrance conduit complete to telemetry panel.
2. Size 12" x 12" NEMA 4X telemetry interface panel.
3. Separate 120 volt single phase power circuit in conduit to the telemetry interface panel.
4. Telemetry control circuits made up and in conduit from main control panel to telemetry interface panel terminal strip.
5. Metal framing channel to mount telemetry equipment.

4.14 ELECTRICAL APPARATUS - DEVICES

One (1) solid state time delay relays shall be provided to perform the following functions:

1. Low Suction Timer

The solid state time delay relay shall have an adjustable time range of 10 seconds to 10 minutes. The relays shall be constructed to use a DIN rail mount socket so that the relays can be replaced without disturbing the wiring. The relay shall be complete with LED indicators for output and power.

Hand-Off-Automatic switches shall be oil tight, 3-position maintained and be located on the main control panel door.

1. Pump #1
2. Pump #2
3. Telemetry Test

Indicating lights shall be oil tight, with a full voltage pilot light and be provided:

1. Red - Low Suction Pressure
2. Green - Pump #1 in Operation
3. Green - Pump #2 in Operation

Nameplates shall be furnished on all panel front mounted switches and lights.

The control panel door shall be complete on the interior with a stick-on transparency containing an "as-built" reproduction of the electrical control panel schematic. The wiring diagram shall be a corrected "as-built" copy & contain individual wire numbers, circuit breaker numbers, switch designation & control function explanations.

4.15 ELECTRICAL APPARATUS - CONDUIT AND WIRING

- A. The service entrance conduits shall be **rigid steel conduit**, individually sized to accept the inbound service conductors and telemetry/telephone/radio cables, and shall be installed from the main power or control panel through the equipment enclosure floor and terminate exterior to the equipment enclosure. The service entrance exterior conduit connection points shall be capped or plugged for shipment.
- B. All wiring within the equipment enclosure and outside of the control panel or panels shall be run in conduit except for the watertight flexible conduit and fittings properly used to connect pump drivers, fan motors, solenoid valves, limit switches, etc., where flexible connections are best utilized. Only the dehumidifier where furnished by the original manufacturer with a UL approved rubber cord and plug, may be plugged into a receptacle.

4.16 EQUIPMENT ENCLOSURE CONDUIT

Rigid, heavy wall, Schedule 40 PVC with solvent weld moisture-proof connections, in minimum size 3/4" or larger, sized to handle the type, number and size of equipment conductors to be carried - in compliance with Article 347 of the National Electrical Code and NEMA TC-2, Federal WC-1094A and UL-651 Underwriters Laboratory Specifications.

4.17 FLEXIBLE CONNECTIONS

Where flexible conduit connections are necessary, the conduit used shall be liquid-tight, flexible, totally nonmetallic, corrosion resistant, nonconductive, U.L. listed conduit sized to handle the type, number and size of equipment conductors to be carried - in compliance with Article 351 of the National Electrical Code.

4.18 MOTOR CIRCUIT CONDUCTORS

Sized for load. All branch circuit conductors supplying a single motor of one (1) horsepower or more shall have an ampacity of not less than 125 percent of the motor full load current rating, dual rated type THHN/THWN, as set forth in Article 310 and 430-B of the National Electrical Code, Schedule 310-13 for flame retardant, heat resistant thermoplastic, copper conductors in a nylon or equivalent outer covering.

4.19 CONTROL AND ACCESSORY WIRING

Sized for load, type MTW/AWM (Machine tool wire/appliance wiring material) as set forth in Article 310 and 670 of the National Electrical Code, Schedule 310-13 and NFPA Standard 79 for flame retardant, moisture, heat and oil resistant thermoplastic, copper conductors in compliance with NTMA and as listed by Underwriters Laboratories (AWM), except where accessories are furnished with a manufacturer supplied UL approved rubber cord and plug.

4.20 ELECTRICAL APPARATUS - ALARMS

A. The following alarms/status points shall be included within the booster pump station:

1. Water within station alarm
2. Unauthorized entry alarms
3. Pumps status off/run/standby alarms
4. Phase fail alarm
5. Smoke Alarm
6. High Station Temperature alarm

B. The water alarm shall be a 120 volt AC circuit driven by a float switch wall mounted within the equipment capsule. The float switch shall be of the magnetic float type with the float moving up and down a guide tube. One-half (1/2) inch of float movement shall actuate the SPST reed type switch inside the guide tube. The switch shall be so mounted that when water reaches a point one (1) inch above the sump the float switch will activate the alarm. The alarm will be sealed in through an auxiliary relay and will be manually reset via a push button station.

C. The unauthorized entry alarm shall be a 120 volt AC circuit driven by a hatch mounted limit switch. The limit switch shall be the adjustable arm, roller contactor type which makes an internal SPST micro switch. The switch will be so mounted as to activate anytime the entrance hatch is opened. The unauthorized entry alarm circuit shall be complete with a time delay relay, 0-180 seconds minimum and manual alarm lock out key switch. The alarm circuitry will be set up to activate every time the entrance manway is opened after a time delay period has lapsed. The engagement of the key switch will lock out the alarm.

- D. The pump status shall be determined by differential pressure switches. The pressure switches shall be placed between the pump discharge and the check valve. The switches shall indicate the differential pressure across the pump. A motor starter auxiliary contact shall be wired in series with the pressure switch to indicate pump status.
- E. The phase fail alarm shall be provided by 120 volt AC relay.
- F. The fire/smoke alarm shall be provided by a 120 volt AC relay controlled by a fire/smoke detector in the station.
- G. The station high temperature alarm shall be provided by a 120 volt AC relay controlled by a thermostat in the station.

4.21 ELECTRICAL APPARATUS - RECEPTACLES

Two (2) duplex, ground fault circuit interrupter type receptacles shall be furnished about the periphery of the equipment enclosure, with one (1) receptacle adjacent to the main control panel.

4.22 CONVENIENCE GROUP - LIGHTING

There shall be one or more two-tube, 32 watt per tube, electronic start, enclosed and gasketed, forty-eight (48) inch minimum length fluorescent light fixtures installed within the equipment enclosure, as shown on the plan for this item. One (1) light fixture shall be located directly over the main control panel. The light switch shall be of the night glow type and be located conveniently adjacent to the door. Open fluorescent or incandescent fixtures will not be accepted.

4.23 CONVENIENCE GROUP - HEATING/COOLING/EXHAUST UNIT

The unit shall be one piece, wall mounted, factory assembled, precharged, prewired, tested and ready to operate. The unit shall have a limited warranty of five years on parts and five years on the compressor. The unit shall be approved and listed by Underwriters' Laboratories, Inc., and Canadian Underwriters' Laboratories (CUL). Unit performance shall be certified in accordance with Air Conditioning and Refrigeration Institute Standard 210/240-89 for Unitary Air-Source air conditioners or latest standard.

1. One (1) each exterior wall mounted, hard-wired as shown;
2. Enclosed weatherproof casing constructed of 20 gauge galvanized steel, finished with baked-on polyester enamel paint;
3. One (1) washable filter;
4. Remote adjustable thermostat;
5. Cooling capacity in tons: 1;
6. Cooling Capacity: 11,100 BTUH at 230 volts, single phase;
7. Amps: 30;
8. Twin indoor blowers, SCFM maximum/minimum: 325/300 at 0.2" static pressure;
9. Electrical supplemental heater: 5 kW;

4.24 CONVENIENCE GROUP - DEHUMIDIFIER

1. One (1) each, installed as shown.
2. Capacity 25 pints per 24 hours (AHAM Standard DH-1).
3. Compressor rated 1/5 HP, 4.1 amps, 400 watts.
4. Condensate piped direct to sump.
5. 120 volt A.C. operation by dial-controlled adjustable humidistat.
6. UL listed rubber cord.

4.25 FACTORY START-UP SERVICE

1. Start-up service technician shall be a **regular employee of booster station manufacturer**.
2. As part of the submittal covering this equipment, list the factory service manager, his employee number, his telephone number with extension and his number of years with the company. List also each start-up service technician, his employee number and years of service with the company.
3. Verify that one (1) or more of the service technicians listed above will perform the required start-up service on the equipment covered in the submittal.
4. One (1) full day at job site for start-up and training.
5. Start-up service to include two (2) bound O&M manuals.
6. Start-up service report attested to by start-up technician and representative of owner or engineer.
7. Service report distributed to:
 - A. Manufacturer's File
 - B. Engineer's File
 - C. Contractor's File
 - D. Owner's File

PART 5-WARRANTY

5.01 CONTRACTOR'S WARRANTY

Shall at a minimum cover:

1. A period of one (1) year commencing upon successful start-up.
3. The contractor's warranty shall cover all equipment, components and systems provided in or with the station, exclusive of those components supplied by and/or installed by others independent of the contractor of record for this station.
4. The warranty shall provide for the contractor to bear the full cost of labor and materials for replacement and/or repair of faulty or defective components so there shall be no cost incurred by the Owner for this work during the warranty period.
5. The contractor's warranty policy is amended only by the items considered consumables, i.e., light bulbs, pump seals, pump packing, lubricants and other maintenance items consumed by usage.
6. No assumption of contingent liabilities for any component failure during contractor's warranty is made.

It is the intent of this contractor's warranty to gain for the owner a single source responsible party for all components specified herein. "Second party" or "pass through" warranties will not be accepted.

- END OF SECTION -

SECTION 331422**ABOVE GROUND PACKAGE BOOSTER PUMP STATION****PART 1 - GENERAL****1.01 WORK INCLUDED**

- A. The contractor shall furnish, install one (1) complete factory built above ground, water booster pumping station, with all the necessary piping, controls and appurtenances as shown on the plans and as specified herein. The station shall be complete with all necessary equipment installed within the factory built booster pump station. The factory built booster pump station shall be EVI by Clay-Greene Package Systems **OR ENGINEER APPROVED EQUAL.**
- B. All bidders must recognize that, if any alternate booster pumping system is used and does not meet or exceed the physical and dimensional standards nor perform as specified in the judgement of the project Engineer or Owner, the Contractor shall be required to modify or replace the alternate equipment with the original booster pumping equipment at no additional cost to the Owner or Engineer.

1.02 RELATED WORK

- A. DIVISION 03 - CONCRETE
- B. DIVISION 04 – MASONRY
- C. DIVISION 05 – METALS
- D. DIVISION 06 – WOOD, PLASTICS & COMPOSITES
- E. DIVISION 07 – THERMAL & MOISTURE PROTECTION
- F. DIVISION 08 – OPENINGS
- G. DIVISION 09 – FINISHES
- H. DIVISION 26 – ELECTRICAL
- I. DIVISION 27 – DATA COMMUNICATION

1.03 QUALITY ASSURANCE

- A. The equipment and materials covered by these specifications are intended to be standard equipment of proven reliability and as manufactured by reputable manufacturers having experience in the production of such equipment. The equipment furnished shall be designed, constructed, and installed in accordance with the best practices and methods and shall operate satisfactorily when installed as shown on the contract drawings and operated per manufacturer's recommendations.
- B. It is intended that the manufacturer of the specified equipment shall be a business regularly engaged in the manufacture, assembly, construction, start-up and maintenance of water distribution equipment of the type required for this project. The manufacturer shall have at least ten (10) years of successful experience in providing stations of the type, design, function and quality as required for this project.

1.04 SUBMITTAL

Equipment submittals shall be in accordance with Section 01300 and at a minimum shall be bound and a minimum of six (6) copies provided. The submittals shall contain a minimum of two (2) full size drawings, size 24" x 36"; one (1) each covering the booster pump station and the electrical control schematic.

PART 2 - PRODUCTS

2.01 PACKAGE SYSTEM ENCLOSURE

The entire booster pump package shall be mounted in fiberglass (FRP) building. Building shall be of the one-piece molded design and shall have a 125 miles per hour wind load and a 35 pound per square foot snow load. Building shall be manufactured by Jacobs Manufacturing or approved equal. Tilt-up style buildings shall not be approved or considered equal. Exterior surface shall be gel-coat (white) with a smooth finish and free from fiber patterns, roughness or other irregularities.

- A. Building Size shall be shown on drawings
- B. Exterior laminate which is chemically bonded to the gel-coat shall be a minimum of 1/8" thick. The Laminate consisting of polyester resin and chopped strand fiberglass shall have a minimum glass content of 30%.
- C. A minimum of 1" thick insulation shall be used for the core material and shall have an R-6.06 value. The core material shall be rigid closed cell, self-extinguishing polyisocyanurate foam with a density of 2 pounds per cubic foot.
- D. The molding shall be continuous forming a one-piece molded composite shelter with an integral 4" wide internal mounting flange around the perimeter. The flange shall be pre-drilled on 12" centers with a 5/8" diameter hole for bolting to a structural fiberglass floor or a concrete pad.
- E. Doors- Shall be equipped with two (2) main double doors (72"x78") for access
- F. The door gasket shall be extruded closed cell neoprene rubber bulb and provide a weather tight seal.
- G. A minimum of two cadmium plated lifting eyes shall be provided for lifting the building. Lifting eyes may be removable after installation.
- H. Wood shall not be permitted for use in reinforcement or structural support. FRP building shall be a wood free structure.
- I. At a minimum enclosure shall be equipped with;
 - 1. One (1) Electrical load center properly sized for demand
 - 2. One (1) LED interior lighting- vapor tight light fixture 3000 lumens minimum, shall be Lithonia DMW2 series or equal
 - 3. One (1) LED exterior lighting- Compact wallpack, 1400 lumens minimum, shall be Hubbell LNC series or equal
 - 4. Conduit- All conduit shall be of the flexible liquid-tight type or PVC NEC approved as manufactured by Grainger, Hubbell or equal
 - 5. One (1) duplex GFI receptacle
 - 6. One (1) SPT light switch suitable for wet locations
 - 7. All electrical wiring shall be per NEC-70
 - 8. Fresh air intake hood with automatic louver

9. One (1) exhaust hood with automatic louver and fan producing a minimum of 775CFM of air flow and controlled via full voltage thermostat.

PART 3 - EXECUTION

3.01 OPERATING CONDITIONS

The pump station shall be capable of delivering the fluid medium at the following capacities and heads when operating at (SEE CHART BELOW) minimum suction pressure. The flow and head indicated shall be the total flow and head as measured on the discharge main exiting the station.

Pump Station Location	Min. Suction Pressure PSI	Operating Conditions									
		Design		Maximum		Shut-off Head (ft)	RPM	HP	Voltage	Phase	Eff. @ Design
		GPM	TDH	GPM	TDH						
Office BPS	60	210	250	450	160	290	3600	25	460	3	74%

- A. The pump driver shall be a standard, A.C. induction motor, totally enclosed fan cooled (TEFC) construction, normal thrust type and shall be (SEE CHART ABOVE) nominal horsepower and suitable for (SEE CHART ABOVE) volt electrical service. The motor shall be inverter duty and/or premium efficiency for suitable use with variable frequency drive (VFD) unit.
- B. The pump motor shall be sized so that the nameplate horsepower rating, without consideration of the service factor, **shall not** be exceeded at any point along the pump performance profile. The pump motor shall be complete with a 1.15 service factor.

3.02 BOOSTER PUMPS - VERTICAL MULTI-STAGE CENTRIFUGAL TYPE

- A. The booster pumps employed within the booster pump station shall be of the vertical centrifugal multi-stage type, designed specifically for low flow - high head operation. The pumps shall conform to the detailed specifications as set forth below:

3.03 PUMP

- A. The pump suction/discharge chamber, pump head, motor stool and shaft coupling shall be constructed of ductile iron. The impellers shall be constructed of stainless steel, laser welded through the front and back shrouds to the impeller vanes for increased efficiency. The impellers shall be secured to the pump shaft by means of a split cone and nut design. The metallic rotating parts, chambers, and outer sleeve shall be stainless steel. Intermediate bearings shall be bronze or Graflon. The lower bearing shall be tungsten carbide, mounted in the suction/discharge base and replaceable. The lower shaft journal shall be tungsten carbide and replaceable. The pumps shall be equipped with a cartridge seal of Tungsten Carbide/Tungsten Carbide. The seal shall be replaceable without disassembling the pump. The seal shall be replaceable without removing the motor. Sleeve sealing shall be on O-ring design, allowing sleeve expansion and contraction

without leaking. A motor bearing plate option shall be available to allow use of a motor with standard bearings. Connections shall be plate flanges, locked to the suction/discharge base with a stainless-steel split ring. The plate flanges shall rotate to allow alignment of the mating flange bolts.

- B. The pumps shall be supplied with ductile iron flange mounted discharge head with a suction flange with 125 pounds ANSI drilling and a discharge flange with 125 pounds ANSI drilling. If the shut-off head plus static pressure exceeds the 250 psi, then the discharge head shall have 250 pounds ANSI drilling or as indicated on the drawings.

3.04 MOTOR

- A. The pump motor shall be sized to ensure the pump is non-overloading when operating on the specified pump curve. The motor shall be of the horsepower, voltage, phase and cycle as shown on the drawings. Motor design shall be Totally Enclosed Fan Cooled (TEFC) with a NEMA C face design operating at a nominal 3450 rpm with a minimum service factor of 1.15. Lower motor bearings shall be adequately sized to insure long motor life. The motor shall be premium efficient for suitable use with variable frequency drive (VFD) unit.

BOOSTER PUMPS SHALL BE GRUNDFOS SERIES CRN-64 OR ENGINEER APPROVED EQUAL.

3.05 INTERNAL PIPING

- A. Piping shall be in accordance with Section 02610 and shall be flanged ductile iron, Class 350 unless noted otherwise on the drawings.
- B. Pipe Supports
 - 1. Pipe supports by minimum sizing for:
 - a. 4" and smaller piping shall be 2" x 2" x 3/16" wall rectangular tubing;
 - b. 6" through 12" piping shall be 3" x 3" x 1/4" wall rectangular tubing;
 - c. 14" through 24" piping shall be 4" x 4" x 1/4" wall rectangular tubing and, also;
 - d. 6" and larger piping shall be provided with "kick" bracing projecting fully from the underside of the pipe to the floor at an angle of no less than 15° from vertical out at a right angle to the run of the pipe being supported. These "kick" braces shall be in addition to the vertical pipe supports called out above.
 - 2. Pipe supports are to be fully anchored to the concrete floor slab, where required, with concrete anchor bolts..
 - 3. Simple pipe stands made of pipe and upholding a yoke or bracket with or without a threaded jack bolt or a U-bolt are not acceptable.
- C. Service Connections on Internal Piping: All plumbed devices within the station eventually requiring service, such as meters, control valves, pumps and like equipment, shall be easily removed from the piping by the presence of appropriately placed and sufficient quantity of adaptors and couplings as shown on the drawings; no less than the quantity of couplings and adaptors shown shall be allowed.

3.06 SERVICE CONNECTIONS ON INTERNAL PIPING

- A. All plumbed devices within the station eventually requiring service, such as meters, control valves, pumps and like equipment, shall be easily removed from the piping by the presence of appropriately placed and sufficient quantity of adaptors and couplings as shown on the drawings; no less than the quantity of couplings and adaptors shown shall be allowed.

3.07 RESTRAINING POINTS

The main inlet and outlet piping to the station shall each be provided with two (2) or four (4) restraining points as welded on "eyes" or similar device welded to the framing to facilitate the attachment of joint restraint tie rods or other device to be used in retarding any pipe movement at the connections.

3.08 COMPRESSION COUPLINGS

- A. The booster station piping shall include a compression type, flexible coupling to prevent binding and facilitate removal of associated equipment where shown on the plans for this item. In lieu of a compression coupling, a restraint flange adapter of the wedge action type, or a restraint joint flanged coupling adapter (FCA) may be used.
- B. All compression couplings, Uni-Flanges, flanged coupling adapters (FCA), and flexible connectors/expansion joints shall include a minimum of two (2) control joint rods with appropriate restraining points.

3.09 COMBINATION PRESSURE GAUGES

- A. Combination pressure gauges shall have a built-in pressure snubber and 4-1/2 inch minimum diameter faces and be turret style, black phenolic case with clear glass face. The movement shall be rotary, of 400 Series stainless steel with teflon coated pinion gear and segment. The gauge shall be bottom connected & accept a 1/4" NPT female thread. Pressure gauge range and scale graduations shall be in feet of water and psi with the normal operating pressure for both suction and discharge pressures operating in the mid-range of the gauge. Combination pressure gauge range and scale graduations shall be in psi and feet of water as follows:
- B. SUCTION PRESSURE –
 0 to 60 psi, 5 psi figure intervals, with graduating marks every 1 psi (0-140 feet)
 0 to 100 psi, 10 psi figure intervals, with graduating marks every 1 psi (0-230 feet)
 0 to 160 psi, 10 psi figure intervals, with graduating marks every 1 psi (0-370 feet)
- C. DISCHARGE PRESSURE –
 0 to 200 psi, 20 psi figure intervals, with graduating marks every 2 psi (0-460 feet).
 0 to 300 psi, 25 psi figure intervals, with graduating marks every 5 psi (0-690 feet).
 0 to 400 psi, 50 psi figure intervals, with graduating marks every 5 psi (0-920 feet).
- D. All gauges will be panel mounted off the pipeline and be flexible connected to their respective sensing point. The gauge trim tubing shall be complete with both isolating and vent valves and the tubing shall be so arranged as to easily vent air and facilitate gauge removal. Gauges mounted directly to the pipeline or at the sensing point **will not** be accepted.

GAUGES SHALL BE ASHCROFT DURAGAUGE PLUS MODEL 1279XLL.

3.10 SAMPLE TAP

A single, right angle outlet, smooth nose, brass sample tap shall be affixed to the manual vent ball valve for the low suction lockout and suction pressure gauge assembly.

3.11 GATE VALVES

The isolating gate valves used throughout the building shall be as specified in Section 02640 of the specifications.

3.12 CUSHIONED SWING CHECK VALVES

A. Submittals:

1. Submit detailed product data and descriptive literature including dimensions, weights, headloss data, pressure rating and materials of construction.
2. Provide shop drawings which clearly illustrate the general arrangement of the equipment and cross-sectional views of the components.

B. Quality Assurance:

1. Supplier shall have been manufacturing air-cushioned swing check valves for a period of at least ten (10) years and shall, at the Engineer's request, provide a list of installations involving equipment of similar size and application.

C. The valve shall have a heavy-duty body, shall be constructed of high-strength cast iron conforming to ASTM A126 Class B with integral flanges, faced and drilled per ANSI B16.1 Class 125 or 250 and be suitable for horizontal or vertical installation.

D. The valve body shall be the full waterway type, designed to provide a net flow area not less than the nominal inlet pipe size when swung open no more than 25 degrees. The valve shall have a replaceable stainless steel body seat.

E. Valve disc shall be cast iron and faced with a renewable resilient seat ring of rubber or other suitable material, held in place by a follower ring and stainless-steel screws.

F. The disc arm shall be ductile iron or steel, suspended from and keyed to an austenitic stainless-steel shaft which is completely above the waterway and supported at each end by heavy bronze bushings. The shaft shall rotate freely without the need for external lubrication. The shaft shall be sealed where it passes through the body by means of a stuffing box and adjustable packing. Simple O-ring shaft seals are not acceptable.

G. The valve shall be supplied with an outside lever and adjustable counterweight to initiate valve closure. Final closure shall be dampened by means of a single, side-mounted bronze oil-cushion assembly directly mounted to the valve body on machined pads. The amount of cushioning shall be easily adjustable without the need for pre-charged oil chambers. Commercial oil cylinders which pivot and/or are attached with fabricated brackets are not acceptable.

H. Function:

1. The valve shall swing open smoothly at pump start and close quickly and quietly upon pump shutdown to prevent flow reversal. When closed, the valve shall seat drop tight.

I. Manufacturer

1. The valve shall be GA Industries, Inc. Figure 25-DSH, or approved equal.
- J. Installation
1. Install valve in accordance with manufacturer's written instructions and approved submittals.
- K. Manufacturer's Field Service
1. Manufacturer's authorized representative shall be present at the jobsite for assistance during equipment start-up and to train owner's personnel in the operation, maintenance and troubleshooting of the equipment provided.

3.13 SUCTION LINE STRAINERS

- A. Each pump suction pipe run shall include a semi-steel basket type flanged strainer of a size as shown on the plans. The flange pattern shall conform to 125 pound ANSI standards. The strainer body and cover material shall be hi-grade cast iron equal to ASTM specification A126-61T Class B.
- B. The strainer cover will be complete with strong-back clamp device for quick easy access to strainer basket. The strainer basket shall be stainless steel.

STRAINERS SHALL BE METRAFLEX MODEL B-1-T.

3.14 BALL VALVES

- A. Isolating ball valves where shown and as sized on the plan sheet covering this item shall meet or exceed ASTM Spec B124 No. C37700. The ball valves will be 2-piece forged brass body, blow out proof stem, TFE seats, TFE packing with adjustable stem packing gland. The valves will be NPT threaded pattern complete with lever operators. Maximum working pressure shall be 600 psi.

BALL VALVES SHALL BE HAMMOND MODEL 8901.

3.15 PRESSURE TESTING

- A. When the station plumbing is completed, the pressure piping within the station (including valves, pumps, control valves, and fittings), connections as make up the entire system shall be hydrostatically tested at a pressure of 150 psi or a pressure equal to the lowest test pressure rating of the equipment within the tested system, whichever is lesser pressure. The test pressure shall be applied for a minimum of 20 minutes, during which time all joints, connections and seams shall be checked for leaking. Any deficiencies found shall be repaired and the system shall be retested.
- B. The results of this testing shall be transmitted in writing to the Engineer prior to shipment of the station and shall note test pressure, time at full pressure and be signed by the Quality Control Manager or test technician.

PART 4 – ELECTRICAL ALSO SEE DIVISION 26

4.01 ELECTRICAL APPARATUS - DESIGN, ASSEMBLY & TEST

The electrical apparatus and control panel design, assembly, and installation, and the integration of component parts will be the responsibility of the manufacturer of record for this booster pumping equipment. That manufacturer shall maintain at his regular place of business a complete electrical design, assembly and test facility to assure continuity of electrical design with equipment application. Control panels designed, assembled or tested at other than the regular production facilities or by other than the regular production employees of the manufacturer of record for this booster pumping equipment **will not** be approved.

4.02 CONFORMANCE TO BASIC ELECTRICAL STANDARDS

The manufacturer of electrical control panels and their mounting and installation shall be done in strict accordance with the requirements of UL Standard 508 and the National Electrical Code (NEC) latest revision so as to afford a measure of security as to the ability of the eventual owner to safely operate the equipment. **No exceptions to the requirements of these codes and standards will be allowed; failure to meet these requirements will be cause to remove the equipment and correct the violation.**

4.03 U.L. LISTING

All service entrance, power distribution, control and starting equipment panels shall be constructed and installed in strict accordance with Underwriter's Laboratories (UL) Standard 508 "Industrial Control Equipment." The UL label shall also include an SE "Service Entrance" rating stating that the main distribution panel is suitable for use as service entrance equipment. The panels shall be shop inspected by UL, or constructed in a UL recognized facility. All panels shall bear a serialized UL label indicating acceptance under Standard 508 and under Enclosed Industrial Control Panel or Service Equipment Panel. In addition, a photocopy of the UL labels for this specific project shall be transmitted to both the project engineer and the contractor for installation within their permanent project files, prior to shipment of the equipment covered under these specifications.

4.04 E.T.L. LISTING

All control panels shall be E.T.L. Listed by Interek Testing Services (ITS) under Category 4 - Industrial Control Equipment. Each completed panel shall bear an E.T.L. listing label. The listing label shall include the station manufacturer's name, address and telephone number. The station manufacturer shall have quarterly inspections performed by ITS at the manufacturer's facilities to ensure that the products being listed comply with the report and procedural guide for that product.

4.05 EQUIPMENT GROUNDING

Each electrical equipment item in the station shall be properly grounded per Section 250 of the National Electrical Code. Items to be grounded include, but are not limited to, pump motor frames, control panel, transformer, convenience receptacles, dedicated receptacle for heater, air conditioner, dehumidifier, lights, light switch, exhaust fans and pressure switches.

All ground wires from installed equipment shall be in conduit and shall lead back to the control panel to a copper ground buss specific for grounding purposes and so labeled. The ground buss shall be complete with a lug large enough to accept the installing electrician's bare copper earth ground wire. The bus shall serve as a bond between the earth ground and the equipment ground

wires.

4.06 PANEL MOUNTING HARDWARE

Metal framing channel shall be used exclusively for mounting of all electrical panels and electrical components except for those specifically designated otherwise.

4.07 ELECTRICAL APPARATUS - CONTROL PANEL

- A. All motor starters, time delay relays and control relays shall be incorporated into one (1) NEMA 4X control panel. The electrical service provided for this station will be (SEE CHART SECTION 3.01 OPERATING CONDITIONS)
- B. There shall be provided circuit breakers for each major equipment and at a minimum as follows and install in one (1) NEMA 4X Mini-power zone control panel:
 - 1. One (1) Main Breaker
 - 2. Two (2) Branch Breakers, one each per pump
 - 3. One (1) Phase Monitor Breaker
 - 4. Seven (7) Auxiliary Circuit Breakers, as follows:
 - 1. Controls
 - 2. Dehumidifier
 - 3. Lights
 - 4. Convenience Outlets
 - 5. Telemetry
 - 6. HVAC
 - 7. Four Spare Breakers

4.08 VARIABLE FREQUENCY DRIVE

- A. Acceptable Manufacturers – Refer to Section 16269, VARIABLE FREQUENCY CONTROLLERS.
- B. The VFD shall provide an adjustable carrier frequency and shall provide noiseless operation of the driving motor, short circuit and ground protection, and work with controlled sinusoidal current synthesis and dynamic over current limitations. The VFD controller shall be one complete integrated unit including the variable frequency drive, programmable pump control logic, and include a NEMA 1 (CPC). Additional control panels, PLC's or other external devices, shall NOT be necessary to accomplish complete pump programming and variable speed control of pump and motor. Standard variable frequency drives that do not incorporate pump control logic as the primary control software; programming and features directly applicable to centrifugal pump applications shall not be considered equal. The pumping station controller shall provide a LCD two line display with 16 characters per line and programming keypad for data entry. Unit(s) shall utilize user friendly front panel programming in three languages that displays pump and motor language in clear text. Three colored LED's shall signal 'power on', 'pump running' and 'fault'. Program settings shall be changeable and stored in non-volatile memory. Program settings shall be retained in memory in the event of loss of power to the controller, without the use of a backup battery. System operating pressure shall be clearly displayed in PSI or feet of head for ease of use and to provide an operator friendly interface. Additional parameters, where applicable, shall be displayed in units consistent with pumping systems. Generic control systems adapted from other applications shall not be considered equal. The settings and program in whole or part may be locked out with the use of an operator selectable password. Standard system hydraulic settings shall include at a minimum the following functions: loss of suction, lack of NPSHa, pump run-out protection, "dead-head" protection, constant pressure setting with variable. Flow capability, constant flow with variable TDH

(pressure) capability, quadratic differential flow calculation, system curve compensation, multiple pump operation with alternation, pump starting point with allowable, adjustable pressure drop, minimum speed with time delay, pressure of flow sensor error, overpressure shutdown, and low flow shutdown.

4.09 ELECTRICAL APPARATUS - RUNNING TIME METER

A running time meter shall be supplied for each pump to show the number of hours of operation. The meter shall be enclosed in a dust and moisture proof molded plastic case, suitable for flush mounting on the main control panel. The meter dial shall register in hours and tenths of hours up to 99999.9 hours before repeating. The meter shall be suitable for operation from a 115 volt, 60 cycle supply.

4.10 ELECTRICAL APPARATUS - PHASE MONITOR

A phase monitor shall be supplied to protect three-phase equipment against phase loss, undervoltage and phase reversal conditions. When a fault is sensed, the monitor output relay opens within two seconds or less to turn the equipment off and/or cause an audio or visual alarm. Both Delta and Wye systems may be monitored. The monitor shall have an automatic reset and shall also include an adjustable voltage delay. The monitor shall have an indicator LED (glows when all conditions are normal and shall monitor phase sequence: ABC operate (will not operate CBA). The phase monitor shall be UL approved and CSA certified.

4.11 ELECTRICAL APPARATUS - SURGE ARRESTOR

A secondary surge arrestor shall be provided. Housing shall be Noryl and be ultrasonically sealed. Valve blocks shall be metal oxide with an insulating ceramic collar. Gap design shall be annular. The lead wire shall be permanently crimped to the upper electrode forming part of the gap structure. Arrestors shall be UL and CSA listed Lightning Protective Devices.

4.12 ELECTRICAL APPARATUS - SUCTION PRESSURE CONTROL

- A. Suction control of the pumping operation shall be provided by a bellows type, adjustable differential pressure switch. The switch shall be complete with a single pole, double throw contact block with 5 amp non-inductive rated contacts at 230 volts AC. The set points of the on/off cycle shall be independently adjustable through the full range of the switch rating.
 - 1. Low Suction Cut-out, 4-150 psi.
 - 1A. Adjustable Differential, 2-25 psi.
- B. A pressure gauge shall be sub-panel mounted adjacent to the low suction pressure switch. The gauge and switch shall be so plumbed with the suction header sensing line that a common blow-off valve can relieve pressure in both simultaneously for purposes of checking and calibrating the low suction lock-out.

4.13 ELECTRICAL APPARATUS - TELEMETRY CONTROL - INTERFACE PANEL

It will be the responsibility of the booster station manufacturer to provide the following as an adjunct to the supplied telemetry equipment.

- 1. 3/4" telemetry entrance conduit complete to telemetry panel.
- 2. Size 12" x 12" NEMA 4X telemetry interface panel.
- 3. Separate 120 volt single phase power circuit in conduit to the telemetry interface panel.
- 4. Telemetry control circuits made up and in conduit from main control panel to telemetry interface panel terminal strip.
- 5. Metal framing channel to mount telemetry equipment.

4.14 ELECTRICAL APPARATUS - DEVICES

One (1) solid state time delay relays shall be provided to perform the following functions:

1. Low Suction Timer

The solid state time delay relay shall have an adjustable time range of 10 seconds to 10 minutes. The relays shall be constructed to use a DIN rail mount socket so that the relays can be replaced without disturbing the wiring. The relay shall be complete with LED indicators for output and power.

Hand-Off-Automatic switches shall be oil tight, 3-position maintained and be located on the main control panel door.

1. Pump #1
2. Pump #2
3. Telemetry Test

Indicating lights shall be oil tight, with a full voltage pilot light and be provided:

1. Red - Low Suction Pressure
2. Green - Pump #1 in Operation
3. Green - Pump #2 in Operation

Nameplates shall be furnished on all panel front mounted switches and lights.

The control panel door shall be complete on the interior with a stick-on transparency containing an "as-built" reproduction of the electrical control panel schematic. The wiring diagram shall be a corrected "as-built" copy & contain individual wire numbers, circuit breaker numbers, switch designation & control function explanations.

4.15 ELECTRICAL APPARATUS - CONDUIT AND WIRING

- A. The service entrance conduits shall be **rigid steel conduit**, individually sized to accept the inbound service conductors and telemetry/telephone/radio cables, and shall be installed from the main power or control panel through the equipment enclosure floor and terminate exterior to the equipment enclosure. The service entrance exterior conduit connection points shall be capped or plugged for shipment.
- B. All wiring within the equipment enclosure and outside of the control panel or panels shall be run in conduit except for the watertight flexible conduit and fittings properly used to connect pump drivers, fan motors, solenoid valves, limit switches, etc., where flexible connections are best utilized. Only the dehumidifier where furnished by the original manufacturer with a UL approved rubber cord and plug, may be plugged into a receptacle.

4.16 EQUIPMENT ENCLOSURE CONDUIT

Rigid, heavy wall, Schedule 40 PVC with solvent weld moisture-proof connections, in minimum size 3/4" or larger, sized to handle the type, number and size of equipment conductors to be carried - in compliance with Article 347 of the National Electrical Code and NEMA TC-2, Federal WC-1094A and UL-651 Underwriters Laboratory Specifications.

4.17 FLEXIBLE CONNECTIONS

Where flexible conduit connections are necessary, the conduit used shall be liquid-tight, flexible, totally nonmetallic, corrosion resistant, nonconductive, U.L. listed conduit sized to handle the type,

number and size of equipment conductors to be carried - in compliance with Article 351 of the National Electrical Code.

4.18 MOTOR CIRCUIT CONDUCTORS

Sized for load. All branch circuit conductors supplying a single motor of one (1) horsepower or more shall have an ampacity of not less than 125 percent of the motor full load current rating, dual rated type THHN/THWN, as set forth in Article 310 and 430-B of the National Electrical Code, Schedule 310-13 for flame retardant, heat resistant thermoplastic, copper conductors in a nylon or equivalent outer covering.

4.19 CONTROL AND ACCESSORY WIRING

Sized for load, type MTW/AWM (Machine tool wire/appliance wiring material) as set forth in Article 310 and 670 of the National Electrical Code, Schedule 310-13 and NFPA Standard 79 for flame retardant, moisture, heat and oil resistant thermoplastic, copper conductors in compliance with NTMA and as listed by Underwriters Laboratories (AWM), except where accessories are furnished with a manufacturer supplied UL approved rubber cord and plug.

4.20 ELECTRICAL APPARATUS - ALARMS

A. The following alarms/status points shall be included within the booster pump station:

1. Water within station alarm
2. Unauthorized entry alarms
3. Pumps status off/run/standby alarms
4. Phase fail alarm
5. Smoke Alarm
6. High Station Temperature alarm

B. The water alarm shall be a 120 volt AC circuit driven by a float switch wall mounted within the equipment capsule. The float switch shall be of the magnetic float type with the float moving up and down a guide tube. One-half (1/2) inch of float movement shall actuate the SPST reed type switch inside the guide tube. The switch shall be so mounted that when water reaches a point one (1) inch above the sump the float switch will activate the alarm. The alarm will be sealed in through an auxiliary relay and will be manually reset via a push button station.

C. The unauthorized entry alarm shall be a 120 volt AC circuit driven by a hatch mounted limit switch. The limit switch shall be the adjustable arm, roller contactor type which makes an internal SPST micro switch. The switch will be so mounted as to activate anytime the entrance hatch is opened. The unauthorized entry alarm circuit shall be complete with a time delay relay, 0-180 seconds minimum and manual alarm lock out key switch. The alarm circuitry will be set up to activate every time the entrance manway is opened after a time delay period has lapsed. The engagement of the key switch will lock out the alarm.

D. The pump status shall be determined by differential pressure switches. The pressure switches shall be placed between the pump discharge and the check valve. The switches shall indicate the differential pressure across the pump. A motor starter auxiliary contact shall be wired in series with the pressure switch to indicate pump status.

E. The phase fail alarm shall be provided by 120 volt AC relay.

F. The fire/smoke alarm shall be provided by a 120 volt AC relay controlled by a fire/smoke detector in the station.

- G. The station high temperature alarm shall be provided by a 120 volt AC relay controlled by a thermostat in the station.

4.21 ELECTRICAL APPARATUS - RECEPTACLES

Two (2) duplex, ground fault circuit interrupter type receptacles shall be furnished about the periphery of the equipment enclosure, with one (1) receptacle adjacent to the main control panel.

4.22 CONVENIENCE GROUP - LIGHTING

There shall be one or more two-tube, 32 watt per tube, electronic start, enclosed and gasketed, forty-eight (48) inch minimum length fluorescent light fixtures installed within the equipment enclosure, as shown on the plan for this item. One (1) light fixture shall be located directly over the main control panel. The light switch shall be of the night glow type and be located conveniently adjacent to the door. Open fluorescent or incandescent fixtures will not be accepted.

4.23 CONVENIENCE GROUP - HEATING/COOLING/EXHAUST UNIT

The unit shall be one piece, wall mounted, factory assembled, precharged, prewired, tested and ready to operate. The unit shall have a limited warranty of five years on parts and five years on the compressor. The unit shall be approved and listed by Underwriters' Laboratories, Inc., and Canadian Underwriters' Laboratories (CUL). Unit performance shall be certified in accordance with Air Conditioning and Refrigeration Institute Standard 210/240-89 for Unitary Air-Source air conditioners or latest standard.

1. One (1) each exterior wall mounted, hard-wired as shown;
2. Enclosed weatherproof casing constructed of 20 gauge galvanized steel, finished with baked-on polyester enamel paint;
3. One (1) washable filter;
4. Remote adjustable thermostat;
5. Cooling capacity in tons: 1;
6. Cooling Capacity: 11,100 BTUH at 230 volts, single phase;
7. Amps: 30;
8. Twin indoor blowers, SCFM maximum/minimum: 325/300 at 0.2" static pressure;
9. Electrical supplemental heater: 5 kW;

4.24 CONVENIENCE GROUP - DEHUMIDIFIER

1. One (1) each, installed as shown.
2. Capacity 25 pints per 24 hours (AHAM Standard DH-1).
3. Compressor rated 1/5 HP, 4.1 amps, 400 watts.
4. Condensate piped direct to sump.
5. 120 volt A.C. operation by dial-controlled adjustable humidistat.
6. UL listed rubber cord.

4.25 FACTORY START-UP SERVICE

1. Start-up service technician shall be a **regular employee of booster station manufacturer**.
2. As part of the submittal covering this equipment, list the factory service manager, his employee number, his telephone number with extension and his number of years with the company. List also each start-up service technician, his employee number and years of service with the company.
3. Verify that one (1) or more of the service technicians listed above will perform the required start-up service on the equipment covered in the submittal.
4. One (1) full day at job site for start-up and training.

5. Start-up service to include two (2) bound O&M manuals.
6. Start-up service report attested to by start-up technician and representative of owner or engineer.
7. Service report distributed to:
 - A. Manufacturer's File
 - B. Engineer's File
 - C. Contractor's File
 - D. Owner's File

PART 5-WARRANTY

5.01 CONTRACTOR'S WARRANTY

Shall at a minimum cover:

1. A period of one (1) year commencing upon successful start-up.
3. The contractor's warranty shall cover all equipment, components and systems provided in or with the station, exclusive of those components supplied by and/or installed by others independent of the contractor of record for this station.
4. The warranty shall provide for the contractor to bear the full cost of labor and materials for replacement and/or repair of faulty or defective components so there shall be no cost incurred by the Owner for this work during the warranty period.
5. The contractor's warranty policy is amended only by the items considered consumables, i.e., light bulbs, pump seals, pump packing, lubricants and other maintenance items consumed by usage.
6. No assumption of contingent liabilities for any component failure during contractor's warranty is made.

It is the intent of this contractor's warranty to gain for the owner a single source responsible party for all components specified herein. "Second party" or "pass through" warranties will not be accepted.

- END OF SECTION -

SECTION 331900
METERING EQUIPMENT

PART 1 GENERAL

1.01 SUMMARY

- A. This Section includes service pipelines constructed of CTS polyethelene tubing as shown on the Contract Drawings, complete with fittings and accessories.
- B. Certain features of the CTS tubing shall be as scheduled.
- C. The Contractor shall furnish all labor, tools, equipment, and materials necessary to complete the meter service connections as shown on the Contract Drawings and herein specified.

1.02 REFERENCES

- A. Materials and installation shall be in accordance with the latest revisions of the following codes, standards and specifications, except where more stringent requirements have been specified herein:
 - 1. American Society for Testing and Materials (ASTM)
 - 2. American Water Works Association (AWWA)

1.03 SUBMITTALS

- A. In addition to those submittals identified in the General Provisions, the following items shall be submitted:
 - 1. Manufacturer's certification that all materials furnished are in compliance with the applicable requirements of the referenced standards and this specification.
 - 2. Layout drawings showing the location of copper tube including details of the support system, sleeves, unions and appurtenances.

PART 2 PRODUCTS

2.01 SERVICE CLAMPS

All service connections of all sizes shall be made through the use of service clamps or saddles. Service saddles shall have ductile iron body, double strapped with O-ring resilient gasket, suitable for use on ductile iron pipe or PVC pipe, and tapped with same threads as the corporation stops. Saddles for all mains shall be double strap type saddles and have a maximum working pressure of 350 psi SEE SECTION 01600 MATERIAL AND EQUIPMENT for APPROVED MANUFACTURE.

2.02 CORPORATION STOPS

Corporation stops for use in service clamps shall be equal for 3/4", 1" and 2" service tubing and have a maximum working pressure of 350 psi. Corporation stops shall have iron pipe threads with compression coupling connection for copper tubing outlets. A rigid stainless steel insert

stiffener shall be used inside the PE tubing, when encountered. SEE SECTION 01600 MATERIAL AND EQUIPMENT for APPROVED MANUFACTURE.

2.03 SERVICE TUBING 3/4", 1" AND 2" POLYETHYLENE TUBING (CTS SERVICE TUBING)

- A. Pipe shall be made from virgin, ultra-high molecular weight polyethylene resin meeting the requirements of Type III, Class C, Category P34 polyethylene as defined by ASTM D-1248, latest revision, "Polyethylene Plastics Molding and Extrusion Materials".
- B. Dimensions and tolerances shall meet the values as listed in AWWA C-901, latest revision, "Polyethylene (PE) Pressure Pipe Tubing and Fittings". Standard dimension ratio shall be DR-7.3 (OD base), Pressure Class 200 psi.
- C. Pipe shall be rated for use with water at 73.4 degrees F. at a hydrostatic design stress of 630 psi and a maximum working pressure of 200 psi. The pipe shall sustain a water pressure as defined in ASTM D 1598 for 1000 hours with water at 73.4 degrees F.
- D. Surface shall be homogeneous inside and out and completely free of irregularity. Random testing shall be performed at intervals during all production runs to assure uniformity in all respects. The tubing shall carry the National Sanitation Foundation seal of approval for drinking water.
- E. Pipe shall be marked in lettering at intervals of not more than five (5) feet and such marking shall include nominal size; manufacturer's name or trademark; pressure rating for water at 73.4 degrees F., 200 psi; applicable ASTM specification,; ASTM material specification, PE 3406; standard dimension ratio, DR-7.3; the National Sanitation Foundation Seal of Approval (NSF mark) and production code.
- F. Pipe shall be guaranteed in writing against rot, corrosion and defects for 50 years from date of installation, with pipe replacement and labor cost warranted in writing for 25 years from date of installation.

2.04 RESERVED

2.05 METER SETTING EQUIPMENT

- A. Meters shall be placed inside meter boxes using coppersettors with 3/4" or 1" saddle nut connection for the meter. SEE SECTION 01600 MATERIAL AND EQUIPMENT for APPROVED MANUFACTURE. All coppersettors shall have a ball angle meter valve (lockable) stop at the meter inlet and dual check valve on the outlet. coppersettors shall be 12 inches in height with connections for the appropriate service tubing and have a maximum working pressure of 300 psi. .
- B. For larger meters (1-1/2" and 2") the meters shall be installed with ball meter valves on inlet side and the meter outlet side. Meters shall be placed on concrete block or equivalent support inside the meter box.
- C. For individual meter with pressure reducing valves or more than one meter the coppersettors shall be the Tandem type coppersettors as manufactured by Ford, Mueller or Engineer approved equal and 12 inches in height and placed in meter boxes with 18" I.D.
- D. A rigid stainless steel insert stiffener shall be used inside the PE tubing at all connections to the coppersettors.

2.06 SERVICE METERS

The service meter main body shall be of high grade bronze, with hinges, single lid cover and raised characters cast on the body indicating the direction of flow. Meter shall have a working pressure rating of 150 psi. The register shall be straight reading gallon type. The register unit shall be hermetically sealed, and driven by permanent magnets. The register shall have a center sweep hand and a test circle shall be divided into 100 equal parts and include a flow finder. The register shall carry a minimum 10-year warranty.

The meters shall be manufactured by **Badger Radio Read**. The entire unit is to be pre-assembled in a workmanlike manner with all components fitted snugly into the box and fastened to prevent movement. All joints shall be sealed with Teflon tape. The inlet and outlet is to be equipped with compression couplings.

2.08 METER BOXES

Meter boxes shall be precast concrete with dimension as shown on the Drawings. The meter box where installation is to be roadways or sidewalks shall be of concrete construction for vehicular traffic. The meter box, cover and meter setting shall be constructed as shown on the drawings or as directed by the Owner or Engineer. SEE SECTION 01600 MATERIAL AND EQUIPMENT for APPROVED MANUFACTURE.

2.08 ACCESSORIES

- A. Fittings and Couplings
 - 1. Fittings for copper tube shall be wrought copper or cast bronze for soldered joints and brass for flared joints.
 - 2. Flexible couplings as shown or required for copper tube shall be flexible metal hose couplings.
- B. Joints
 - 1. Joints for seamless copper water tube to be installed in concrete and underground shall be flared type and shall have threads in accordance with AWWA C 800.
 - 2. Joints for seamless copper water tube and copper drainage tube installed exposed and inside structures shall be soldered.
 - a. Solder and flux used in joints of water lines, shall contain no more than 0.2% lead.
 - b. Solder shall be Tin-Silver or approved equal.
 - c. Solder flux shall be as recommended by the solder manufacturer.
 - 3. Joints for bright annealed seamless copper tube used in liquid fuel lines shall have flared joints, approved by Underwriter's Laboratories.
 - 4. Joints for small tubing (3/8 inch and smaller) shall be of the locking type compression fittings or soldered as shown in the piping schedule and as directed.

PART 3 - EXECUTION

3.01 INSTALLATION OF METER SERVICES

All customer meter services shall be reconnected at the closest distance from the existing service line. All locations of the meters shown on the plans are approximate locations. The Owner reserves the right to change the location of the connections from the existing line to the new main.

3.02 INSTALLATION OF SERVICE TUBING

- A. All service tubing installed beneath bituminous or concrete roads shall be jacked under the roads. When State maintained roads are being jacked and rock is encountered, permission to open cut the road shall be obtained by the Contractor from the Department of Transportation's District Permit Engineer. If permission is refused, the Contractor shall attempt to jack at another location and shall continue to do so until a successful crossing is obtained.
- B. Minimum cover for all service lines shall be 36 inches (at all locations) when within the proposed and existing highway right-of-way and construction easements. Additional cover may be required at proposed drainage ditch, storm sewer, or other noted locations.

3.03 BACKFILLING SERVICE TUBING

When service tubing is laid in an open cut across a road of any type surface (crushed stone, bituminous or concrete), the backfill shall consist of Class II granular material (dense graded aggregate) and shall be placed full depth. Payment for Class II material used will not be paid as a separate pay item, but will be included in the price for installing the service tubing.

3.04 INSTALLATION OF COPPER TUBING (not in contract)

- A. Install copper tubing, fittings, specials, and accessories in accordance with the applicable configuration shown on the Contract Drawings and the provisions of the Sections entitled "Trenching, Backfilling and Compacting" and "Pipeline Installation".
- B. Exposed copper tube shall be carefully erected and neatly arranged.
 - 1. Copper tube shall be run parallel with walls inside structures and shall be pitched to drain.
 - 2. Drain valves shall be installed at the low points of liquid filled systems.
 - 3. Valved fill connections shall be provided for closed systems.
- C. Copper tube installed for a compressed air or gas system shall be pitched in the direction of flow.
 - 1. Connections shall be at the top of the main.
 - 2. Low points of the system shall have drip pipes not less than 12 inches long and drain pet-cocks unless automatic moisture traps are shown.
- D. Unions shall be provided on copper tube systems with soldered joints.

1. Unions shall be located at control valves, solenoid valves, moisture and steam traps, other items of connected equipment and as shown on Contract Drawings.
 2. Unions shall be of cast bronze or brass construction.
 3. Dielectric unions shall be used when connecting copper tube to ferrous metals.
- E. Copper tubing shall be supported and anchored in place by the use of copper or brass units spaced not greater than 10 feet on center and each side of each change of direction.

3.05 FIELD TESTING AND CHLORINATION

- A. Perform hydrostatic and leakage tests in accordance with the applicable provisions of the Section entitled "Leakage Tests", at the test pressure specified or scheduled.
- B. Disinfect piping and appurtenances in accordance with the Section entitled "Chlorination", where specified or scheduled.

-END OF SECTION-

SECTION 332900
5/8" X 3/4" RADIO READ METERS

SPECIFICATIONS FOR ALLEGRO™ MOBILE RADIO BASED AUTOMATIC METER READING SYSTEM OR APPROVED EQUAL

1.0 AMR System - General

1.1 The AMR system is understood to consist of:

- 1.1.1 Meters with direct read registers and integrated Meter Interface Units (MIUs) capable of output that can be captured by RF reading devices;
- 1.1.2 Mobile and/or fixed location data collection units (DCUs) capable of capturing the radio signals from the MIUs;
- 1.1.3 A communication system or data transfer system capable of transferring the data from the data collection units to the meter reading system control computer;
- 1.1.4 The Route Management Software necessary to operate the system and interface to the customer information and billing system;
- 1.1.5 Installation, training and documentation sufficient to enable the personnel to adequately operate and maintain the system.

1.2 **Communication channels.** Must support two-way communications over an FCC Part 90-licensed frequency with the MIU and provide such functionality as priority alarms, over-the-air programming, and remote firmware upgrades. Transceiver must utilize the 450 – 470 MHz FCC Part 90-licensed frequency.

1.3 **Accuracy and Security.** The system shall include provisions to ensure data accuracy (for example, error checking) and security to prevent accidental loss of data.

1.4 **System integrity.** The system must ensure data integrity, accuracy (so that the reading on the meter, ID numbers, and other data are always correct) and data security (e.g., so transmissions of meter reading and customer data cannot be intercepted or accessed by unauthorized parties). The MIUs must ensure against loss of data.

1.5 **Environmental tolerances.** All electronic system components must operate within a temperature range of 4° F to +140° F, and a humidity range of 0% to 100% non- condensing.

2.0 METER INTERFACE UNIT (MIU)

2.6 Operation Specifications.

2.6.1 The MIU must operate on an FCC-licensed frequency within the 450 MHz to 470 MHz licensed band and operate within FCC Part 90 regulations for this band. The output power of the device will be no less than 20mw and will be governed by their conformance to these relevant FCC standards.

2.6.2 No programming of the MIU must be necessary during field installation. The MIU must be shipped pre-programmed to the customer and must be able to be initialized via flow or magnetic reboot.

2.6.3 The MIU:

2.6.3.1 Must utilize two-way communications with the Mobile Data Collector Unit to allow for over-the-air communications for reprogramming, time synchronization, firmware upgrades, alarm notifications, and mode migration to fixed network mode.

2.6.3.1 Must utilize data logging to deliver usage data in 15 minute intervals.

2.7 Physical Characteristics – Integrated Unit.

2.7.2 Meter Interface Units (MIUs) must be integrated and permanently sealed within the meter register using a stainless steel register base, wrap around gasket and tempered glass lens. The unit must be battery operated using two 3.6volt Lithium Thionyl Chloride batteries for long operational life greater than 10 years.

2.7.3 The MIU must transmit the meter reading and other information via a 450-470 MHz FCC Part 90 licensed frequency to a Mobile Data Collector Unit.

2.7.4 The MIU must be capable of being configured to transmit priority alarms for leak, reverse flow events, low battery, and magnetic tamper.

2.7.5 The MIU must be capable of two-way communication for field programming of a user selected ID number or for resetting specific alarm codes.

2.7.6 Unit must be able to be programmed remotely and programming must be accomplished without removing the MIU from a pit, basement or wall application.

2.7.7 The MIU:

2.7.7.1 Must be capable of operating at temperatures of (-4°F to +149°F) and operating humidity of 0 to 95% condensing.

2.7.7.2 Must incorporate a dual band antenna capable of providing consistent and reliable connections while the pit environment is flooded or dry.

2.7.7.3 Range will not be affected substantially when the pit is partially flooded.

2.7.7.4 Must have an integrated unit option where the power source, RF circuitry, meter register, and antenna are fully enclosed in a single IP-68 rated ruggedized enclosure.

2.7.7.5 Must have an integrated unit option where the power source, RF circuitry, and meter register are connected to an external antenna in an IP-68 rated ruggedized solution.

2.7.7.6 The MIU must be compatible with use on multiple brands of water meters. These units must have programmable gear ratios and available with LCD displays. LCDs must permanently display consumption status and alarms: Totalization, Rate of flow, Unit of Measure, Billable Units, Low Battery Alarm, Direction of flow.

2.7.7.7 Each unit must be supplied with an appropriate register housing and adapter to retrofit the current make and model of 5/8" through 2" meters of the following meter manufacturers: Master Meter, Sensus SR11, AMCO/Elster C700, Hersey 400 / 500 Series, Neptune T-10, and Badger Recordall.

2.8.1 Physical Characteristics – Non-Integrated (external) Unit.

2.8.2 Non-integrated or wired MIUs are acceptable for commercial meters or to provide connectivity to meter brands other than the brand proposed.

2.8.3 The MIUs must be housed within a high density ABS plastic enclosure.

2.8.4 The unit must be battery operated using two 3.6volt Lithium Thionyl Chloride batteries for long operational life greater than 10 years.

2.8.5 The MIU must transmit the meter reading and other information via a 450-470 MHz FCC Part 90 licensed frequency to a Mobile Data Collector Unit.

2.8.6 The MIU must be capable of being configured to transmit priority alarms for leak, reverse flow events, and low battery.

2.8.7 The MIU must be capable of two-way communication for field programming and for resetting specific alarm codes.

2.8.8 Unit must be able to be programmed remotely and programming must be accomplished without removing the MIU from a basement or wall application.

2.8.9 The MIU:

2.8.9.1 Must be capable of operating at temperatures of (-22°F to 176°F) with operating humidity of 0 to 95% condensing.

2.8.9.2 Circuit board and the battery will be fully enclosed and permanently sealed in a weatherproof enclosure.

2.8.9.3 Unit must be able to retrofit to existing meter installations.

2.8.9.4 The non-integrated MIU must be able to interface the Mobile Data Collector Unit with multiple brands of water meters via a 2-wire or 3-wire connection to the register.

3.0 Mobile Data Collection Unit (MDCU)

3.01 Mounting and power. The MDCU must be a portable interrogator designed to operate from within a vehicle. The unit must be capable of transfer between vehicles without difficulty. The mobile interrogator should be powered from the vehicle battery. There must be a back-up battery to preserve internal memory.

3.02 System Operation. The MDCU will provide signals such as audible tones to the driver during the reading of a route so that the driver will not have to take his or her eyes off the road. The reading software shall process all incoming RF data within range of the Receiver. Readings shall be automatically inserted into the correct account records based upon a MIU/Meter ID search. Once started, the reading software shall not require user intervention.

3.03 Reading System Software. System will have the ability to stream meter reading data, work orders, meter pictures, location pictures, and GPS coordinates in real time with Wi-Fi or Cellular data connection back to the route management software. Route data

and incoming reading data shall be optionally displayed in a text format or, graphically displayed on maps showing water utility streets and roads. The reading system software shall provide a function to determine meter latitude & longitude based on meter service address. Read and unread meters shall be displayed at the same time. The reading system software shall flag all problem codes such as tamper detection, no- reads, etc.

3.04 Route Management Software. The route management software will be web based. The route management software will have the ability to send and receive meter reading data, work orders, meter pictures, location pictures, and GPS coordinates in real time to and from the reading systems while they are in the field. The route management software will have the ability to track the reading systems in real time and show their current locations on a map.

3.05 System Reports. The reading system software must provide the ability to create and modify system reports with a third party report writer such as Crystal reports. Standard reports shall include but not be limited to the following:

3.05.1 Reading Master Report. Master list showing Customer Name, Service Address, Meter ID, Previous Reading and High Read Limit.

3.05.2 Reading Exception Report. A list showing all readings that failed the high/low limit test, zero usage test or unread meter.

3.05.3 Meter Alert Report. A report designed to list problem meters. Problems reported should include Leak Alarms, Back Flow or Tamper.

3.05.4 Orphan Read Report. A listing of radio readings received but not found in reading route.

3.06 Control Computer. The system should operate using a standard laptop computer with an RS-232 serial port, USB Port, or Bluetooth connection. The MDCU shall include the Intel® Core i5™ 2.60 GHz Processor, 4 GB of RAM, 320 GB Hard Disk - DVD-Writer - Intel HD 4000 Graphics, 14" 1366 x 768 Display, Bluetooth and a 3-Year manufactures warranty. Additional interfaces should include a wired and wireless network interface, USB and serial ports. The system should include Windows 7 or higher.

3.07 Transceiver. The MDCU shall utilize a transceiver that must operate in a 450- 470 MHz FCC Part 90 licensed frequency. The transceiver shall connect to the control computer through the use of either a standard serial or USB port. It shall be powered by the vehicle's 12volt cigarette lighter adapter with a reserve battery life of approximately 3 hours. The transceiver shall be furnished with all cables and suitable magnetic mount antenna. The transceiver shall be capable of communicating with the control computer using Bluetooth.

3.08 Field Programming and Testing. The MDCU should include software for field programming and testing of the MIUs. The system must allow for single unit or batch programming. Please indicate if additional equipment is required for programming and testing MIUs.

3.09 Manual entry. The system must permit manual entry of meter readings and comments.

3.10 Software documentation. Documentation shall be and shall include at a minimum: system overview description, record layouts, description of program function and logic, operating procedures, screen layouts, data entry procedures, report descriptions and descriptions of all user options.

3.11 Software license and support. All software must be supplied with a perpetual license indicating the software's designer, owner and licensor, and detailing the manufacturers terms and conditions, including annual cost of maintenance by the Vendor.

3.12 Mobile Interrogator Warranty. The control computer and data collection unit shall be covered by a manufactures warranty for a period of no less than one year.

3.13 Support Services

3.14 The vendor must have an in-house customer support department. The customer support department is required to maintain a telephone help desk and must have the capability of continuing the support through the use of a service agreement. A list of required services to be provided by the help desk includes but is not limited to the following:

3.14.1 Answer and resolve hardware/operation/maintenance questions and problems.

3.14.2 Answer and resolve software operation questions and problems.

3.14.3 Evaluate information for updates or revisions.

3.14.4 Evaluate personnel for training needs.

3.14.5 Perform additional on-site training or evaluation as needed.

3.15 The help desk must be available weekdays between 8:00 a.m. and 7:00 p.m. EST with after-hours numbers available as needed.

3.16 The customer support department of the vendor must provide metrics demonstrating that it routinely meets or exceeds the following minimum support performance metrics:

3.16.1 95% Same Call Resolution

3.16.2 95% Same Day Resolution

4.0 Installation and Training

3.1 Complete installation and operating instructions will be included for all of the supplied hardware and software equipment. The training must be supplied by the system manufacturer or approved distributor.

3.2 Proposal must include any additional costs for training and assistance to install and begin operation of the system. The vendor will also inform the customer of any pre- installation activities that are to be completed and the support material that will be needed for the initial installation.

5.0 WARRANTIES

5.1 In evaluating bid submittals, warranty coverage will be considered. The vendor must be required to state its warranty and/or guarantee policy with respect to each item of proposed equipment. The procedure for submitting warranty claims must also be provided. The terms and conditions of the warranty coverage for: all MIUs, register integrated or non-integrated, supplied in connection with this proposal are covered under the Allegro Hardware Warranty Document.

6.0 SYSTEM MAINTENANCE AND SUPPORT

6.1 In addition to warranty periods, vendors are required to supply information on required or optional maintenance programs beyond the warranty period for both hardware and software. Vendor must offer multiple-year maintenance contracts so utility can take advantage of multi-year discounts. The location of, and procedures for, obtaining such support must be stated.

7.0 VENDOR QUALIFICATIONS

7.1 The qualified vendor will have a minimum of twenty (20) years of experience with meter reading systems. The selected vendor must be thoroughly versed in meter and RF AMR/AMI technology and have been a major supplier in the US marketplace. The proposed system must be of a single brand, purchased through a single vendor and maintained by the selected vendor to ensure compatibility among system components.

7.2 All vendors must document which water meter manufacturers and models they are capable of interrogating with the proposed meter reading equipment. A customer reference list must be enclosed with the proposal.