

Commissioners:
Robert Tucker, Chairman
Deborah Duncan
Roy McGregor

South Hopkins Water District

Phone 270-797-5760
Fax 270-797-3800
129 S. Main St. P. O. Box 487
Dawson Springs, KY 42408

January 11, 2024

Ms. Linda Bridwell
Executive Director
Public Service Commission
PO BOX 615
Frankfort, KY 40602

Re: Case No. 2023-00018
South Hopkins Water District

To Whom it May Concern:

Pursuant to the Commission's Order of February 14, 2023, in the above referenced matter, enclosed for filing is South Hopkins Water District's surcharge report. This letter and the attached report are true and accurate uploaded to the Public Service Commission's Electronic Filing System today.

This attachment is in compliance with the order of rate case 2022-00122 and the Surcharge Rate Case 2023-00018. The reports attached are true and accurate to the best of my knowledge and filed electronically on January 11, 2024.

Please contact me if there are any questions regarding this filing.

Sincerely,



Kayla Goodaker
Office Manager
South Hopkins Water District

Selected Financial Information and Better / Worse (B / (W)) Performance

Year Ended December 31, 202__

Month	Record as		D - C	E	F	G	F				
	Sales	Billings						D	Deposits	Billings	Collections B / (W) Billings
January	10,230.50	10,230.50						0.00	0.00	0.00	0.00
February	10,237.50	10,237.50						0.00	0.00	0.00	0.00
March	10,230.50	10,230.50						(10,132.50)	(98.00)	0.00	0.00
April	10,237.50	10,237.50						(838.08)	196.00	0.00	0.00
May	10,328.50	10,328.50						(894.05)	0.00	0.00	0.00
June	10,353.00	10,353.00						(475.36)	0.00	0.00	0.00
July	10,328.50	10,328.50						(842.25)	0.00	0.00	0.00
August	10,342.50	10,342.50						(718.34)	0.00	0.00	0.00
September	10,325.00	10,325.00						(671.63)	0.00	0.00	0.00
October	10,353.00	10,353.00						(813.78)	0.00	0.00	0.00
November	10,391.50	10,391.50						(783.50)	0.00	0.00	0.00
December	10,395.00	10,395.00						(522.85)	0.00	0.00	0.00
Total	103,285.00	103,285.00						(16,692.34)	98.00	0.00	0.00

Specify the general ledger account where the surcharge is recor Water loss Surcharge

(1) Explain reasons for difference if amount does not equal zero.



PO Box 1570
Hopkinsville, KY 42241





Statement Ending 12/29/2023

Page 1 of 4

RETURN SERVICE REQUESTED

SOUTH HOPKINS WATER DISTRICT
SURCHARGE FUND
PO BOX 487
DAWSON SPRINGS KY 42408-0487

Managing Your Accounts

	Branch	Dawson Springs
	Contact Us	1.888.806.7036
	Telephone Banking	1.877.792.4078 Or 270.881.1701
	Online Banking	www.plantersbankonline.com

Nonsufficient Funds (NSF) Fees: If an item drafted by you (such as a check) or a transaction you set up (such as a preauthorized transfer) is presented for payment in an amount that is more than the amount of money available in your account, and we decide not to pay the item or transaction, you agree that we can charge you an NSF fee for returning the payment. Be aware that such an item or payment may be presented multiple times by the merchant or other payee until it is paid, and that we do not monitor or control the number of times a transaction is presented for payment. You agree that we may charge you an NSF fee each time a payment is presented if the amount of money available in your account is not sufficient to cover the payment, regardless of the number of times the payment is presented.

Summary of Accounts

Account Type	Ending Balance
BUSINESS INTEREST CHECKING	\$76,858.73

BUSINESS INTEREST CHECKING

Account Summary

Date	Description	Amount
12/01/2023	Beginning Balance	\$67,242.01
	2 Credit(s) This Period	\$9,616.72
	0 Debit(s) This Period	\$0.00
12/29/2023	Ending Balance	\$76,858.73

Interest Summary

Description	Amount
Interest Earned From 12/01/2023 Through 12/29/2023	
Annual Percentage Yield Earned	0.15%
Interest Days	29
Interest Earned	\$8.72
Interest Paid This Period	\$8.72
Interest Paid Year-to-Date	\$40.21
Minimum Balance	\$67,242.01
Average Ledger Balance	\$73,205.59

Electronic Credits

Date	Description	Amount
12/12/2023	CR ELECTRONIC TRANSFER TO [REDACTED] ON 12/12/23 AT 10:24	\$9,608.00

Other Credits

Date	Description	Amount
12/29/2023	INTEREST	\$8.72

Daily Balances

Date	Amount	Date	Amount
12/12/2023	\$76,850.01	12/29/2023	\$76,858.73



Member FDIC

Expect Great Things



SURCHARGE FUND

Search transactions

Activity: All transactions Type: All

Transactions

Pending Posted

Total debits: -0.00 (0) Total credits: +86,730.88 (18)

Date ▼	Description ◇	Debit ◇	Credit ◇	Balance
<input type="radio"/> Jan 11, 2024	CR ELECTRONIC TRANSFER TC ON 1/11/24 AT 12:23		9,872.15	86,730.88
<input checked="" type="radio"/> Dec 29, 2023	INTEREST		8.72	76,858.73
<input checked="" type="radio"/> Dec 12, 2023	CR ELECTRONIC TRANSFER TO ON 12/12/23 AT 10:24		9,608.00	76,850.01
<input checked="" type="radio"/> Nov 30, 2023	Interest		7.98	
<input checked="" type="radio"/> Nov 09, 2023	CR ELECTRONIC TRANSFER TC ON 11/09/23 AT 10:23		9,539.22	
<input checked="" type="radio"/> Oct 31, 2023	Interest		7.19	
<input checked="" type="radio"/> Oct 10, 2023	CR ELECTRONIC TRANSFER TO ON 10/10/23 AT 11:46		9,653.37	
<input checked="" type="radio"/> Sep 29, 2023	Interest		5.29	
<input checked="" type="radio"/> Sep 12, 2023	CR ELECTRONIC TRANSFER TC ON 9/12/23 AT 10:15		9,624.16	
<input checked="" type="radio"/> Aug 31, 2023	Interest		4.81	
<input checked="" type="radio"/> Aug 03, 2023	CR ELECTRONIC TRANSFER TO ON 8/03/23 AT 16:51		9,486.25	
<input checked="" type="radio"/> Jul 31, 2023	Interest		3.32	
<input checked="" type="radio"/> Jul 10, 2023	CR ELECTRONIC TRANSFER TC ON 7/10/23 AT 11:13		9,877.64	
<input checked="" type="radio"/> Jun 30, 2023	Interest		1.84	
<input checked="" type="radio"/> Jun 14, 2023	CR ELECTRONIC TRANSFER TC ON 6/14/23 AT 11:02		9,434.45	

PUBLIC SERVICE COMMISSION

Monthly Water Loss Report

Water Utility: SOUTH HOPKINS WATER DISTRICT

For the Month of: December Year: 2023

LINE #	ITEM	GALLONS (Omit 000's)
1	WATER PRODUCED AND PURCHASED	
2	Water Produced	
3	Water Purchased	27,666,030
4	TOTAL PRODUCED AND PURCHASED	27,666,030
5		
6	WATER SALES	
7	Residential	8,700,627
8	Commercial	2,203,260
9	Industrial	67,000
10	Bulk Loading Stations	
11	Wholesale	5,122,926
12	Public Authorities	407,227
13	Other Sales (explain)	
14	TOTAL WATER SALES	16,501,040
15		
16	OTHER WATER USED	
17	Utility and/or Water Treatment Plant	
18	Wastewater Plant	
19	System Flushing	111,800
20	Fire Department	30,000
21	Other Usage (explain)	
22	TOTAL OTHER WATER USED	141,800
23		
24	WATER LOSS	
25	Tank Overflows	
26	Line Breaks	
27	Line Leaks	610,000
28	Excavation Damages	
29	Theft	
30	Other Loss (explain) <u>unaccounted water loss</u>	10,413,190
31	TOTAL WATER LOSS	11,023,190
32		
33	Note: Line 14 + Line 22 + Line 31 MUST Equal Line 4	
34		
35	WATER LOSS PERCENTAGE	
36	(Line 31 divided by Line 4)	39.84%

**South Hopkins Water District
Transaction Rate Summary**

Service Type	All Service Types	Break Report Down	Print Totals Only
Billing Cycle	All Billing Cycles	Batch Number	All Batches
Account Range	All Accounts	Break Out Addons Per Service Type <input type="checkbox"/>	
Date Range	12/01/2023 To 12/31/2023	Break Out Service Unapplied Cash <input type="checkbox"/>	
Run Report On	History Transactions		

Service Type	Rate Code	Adjustments	Payments	Deposit Receipts	Applied Deposits	Bad Debt Writeoffs	Applied Unapp Csh
WT 5/8 X 3/4 Rate 1	01	-\$932.25	-\$86,727.45	\$0.00	\$0.00	\$0.00	-\$3,408.49
WT 5/8 X 3/4 Rate 2	02	\$0.00	-\$547.53	\$0.00	\$0.00	\$0.00	-\$41.38
WT 1 In Rate 6	06	\$0.00	-\$10,156.10	\$0.00	\$0.00	\$0.00	-\$82.26
WT 3 In Rate 8	08	\$0.00	-\$934.59	\$0.00	\$0.00	\$0.00	\$0.00
WT 2 In Rate 7	20	\$0.00	-\$8,860.12	\$0.00	\$0.00	\$0.00	-\$179.35
WT WATER Totals		-\$932.25	-\$107,225.79	\$0.00	\$0.00	\$0.00	-\$3,711.48
SV Web Convenience	03	\$0.00	-\$507.89	\$0.00	\$0.00	\$0.00	\$0.00
SV Service Charge Totals		\$0.00	-\$507.89	\$0.00	\$0.00	\$0.00	\$0.00
Surcharge 2 Water Loss	02	\$0.00	-\$9,872.15	\$0.00	\$0.00	\$0.00	-\$546.45
Surcharge 2 Totals		\$0.00	-\$9,872.15	\$0.00	\$0.00	\$0.00	-\$546.45
Local Tax 3% School Tax	01	\$0.00	-\$64.05	\$0.00	\$0.00	\$0.00	-\$3.84
Local Tax Totals		\$0.00	-\$64.05	\$0.00	\$0.00	\$0.00	-\$3.84
State Tax 6% Sales Tax	01	\$0.00	-\$430.68	\$0.00	\$0.00	\$0.00	-\$29.31
State Tax Totals		\$0.00	-\$430.68	\$0.00	\$0.00	\$0.00	-\$29.31
Penalty 10% Penalty	01	\$0.00	-\$2,017.84	\$0.00	\$0.00	\$0.00	\$0.00
Penalty Totals		\$0.00	-\$2,017.84	\$0.00	\$0.00	\$0.00	\$0.00
Total W/O Unapp Cash		-\$932.25	-\$120,118.40	\$0.00	\$0.00	\$0.00	-\$4,291.08
Cust Unapp Cash		\$0.00	-\$4,826.75	\$0.00	\$0.00	\$0.00	\$4,291.08
All Routes Totals		-\$932.25	-\$124,945.15	\$0.00	\$0.00	\$0.00	\$0.00

Report Totals

Service	Budget	Final	Active	Inactive	Usage	Deposits	Charge	Sur 1	Sur 2	Local Tax	State Tax	Net	Arrears	Penalty	Gross
WATER	0	19	2951	0	11378114	800.00	104,858.82	0.00	10,395.00	75.28	368.86	115,697.96	19,771.47	10,034.96	145,504.39
WARC	0	19	2825	0	10829784	0.00	0.00	0.00	0.00	0.00	0.00	0.00	0.00	0.00	0.00
Customer Unapp Cash	0	38	5776	0	22207898	800.00	104,858.82	0.00	10,395.00	75.28	368.86	115,697.96	7,879.22	10,034.96	133,612.14

Number of Active Accounts 2970

Number of Inactive Accounts 0