

Commissioners:  
Robert Tucker, Chairman  
Deborah Duncan  
Roy McGregor

## South Hopkins Water District

Phone 270-797-5760  
Fax 270-797-3800  
129 S. Main St. P. O. Box 487  
Dawson Springs, KY 42408

December 12, 2023

Ms. Linda Bridwell  
Executive Director  
Public Service Commission  
PO BOX 615  
Frankfort, KY 40602

Re: Case No. 2023-00018  
South Hopkins Water District

To Whom it May Concern:

Pursuant to the Commission's Order of February 14, 2023, in the above referenced matter, enclosed for filing is South Hopkins Water District's surcharge report. This letter and the attached report are true and accurate uploaded to the Public Service Commission's Electronic Filing System today.

This attachment is in compliance with the order of rate case 2022-00122 and the Surcharge Rate Case 2023-00018. The reports attached are true and accurate to the best of my knowledge and filed electronically on December 12, 2023.

Please contact me if there are any questions regarding this filing.

Sincerely,



Kayla Goodaker  
Office Manager  
South Hopkins Water District

**Selected Financial Information and Better / Worse (B / (W)) Performance**

Year Ended December 31, 202 \_\_\_\_

Month	Record as		Billings	Collections	Deposits	Collections B / (W) Billings	Deposits B / (W) Collections (1)	Billings B / (W) Recorded Sales (1)
	Sales	Recorded Sales						
January								
February								
March	10,230.50	10,230.50	10,230.50	98.00	9,595.42	(10,132.50)	(98.00)	0.00
April	10,237.50	10,237.50	10,237.50	9,399.42	9,595.42	(838.08)	196.00	0.00
May	10,328.50	10,328.50	10,328.50	9,434.45	9,434.45	(894.05)	0.00	0.00
June	10,353.00	10,353.00	10,353.00	9,877.64	9,877.64	(475.36)	0.00	0.00
July	10,328.50	10,328.50	10,328.50	9,486.25	9,486.25	(842.25)	0.00	0.00
August	10,342.50	10,342.50	10,342.50	9,624.16	9,624.16	(718.34)	0.00	0.00
September	10,325.00	10,325.00	10,325.00	9,653.37	9,653.37	(671.63)	0.00	0.00
October	10,353.00	10,353.00	10,353.00	9,539.22	9,539.22	(813.78)	0.00	0.00
November	10,391.50	10,391.50	10,391.50	9,608.00	9,608.00	(783.50)	0.00	0.00
December								
<b>Total</b>	<b>92,890.00</b>	<b>92,890.00</b>	<b>92,890.00</b>	<b>76,720.51</b>	<b>76,818.51</b>	<b>(16,169.49)</b>	<b>98.00</b>	<b>0.00</b>

Specify the general ledger account where the surcharge is recor Water loss Surcharge

(1) Explain reasons for difference if amount does not equal zero.

# Planters Bank

PO Box 1570  
Hopkinsville, KY 42241





## Statement Ending 11/30/2023

Page 1 of 4

RETURN SERVICE REQUESTED

SOUTH HOPKINS WATER DISTRICT  
SURCHARGE FUND  
PO BOX 487  
DAWSON SPRINGS KY 42408-0487

### Managing Your Accounts

	Branch	Dawson Springs
	Contact Us	1.888.806.7036
	Telephone Banking	1.877.792.4078 Or 270.881.1701
	Online Banking	www.plantersbankonline.com

**Nonsufficient Funds (NSF) Fees:** If an item drafted by you (such as a check) or a transaction you set up (such as a preauthorized transfer) is presented for payment in an amount that is more than the amount of money available in your account, and we decide not to pay the item or transaction, you agree that we can charge you an NSF fee for returning the payment. Be aware that such an item or payment may be presented multiple times by the merchant or other payee until it is paid, and that we do not monitor or control the number of times a transaction is presented for payment. You agree that we may charge you an NSF fee each time a payment is presented if the amount of money available in your account is not sufficient to cover the payment, regardless of the number of times the payment is presented.

### Summary of Accounts

Account Type	Account Number	Ending Balance
BUSINESS INTEREST CHECKING	[REDACTED]	\$67,242.01

### BUSINESS INTEREST CHECKING

#### Account Summary

Date	Description	Amount
11/01/2023	Beginning Balance	\$57,694.81
	2 Credit(s) This Period	\$9,547.20
	0 Debit(s) This Period	\$0.00
11/30/2023	Ending Balance	\$67,242.01

#### Interest Summary

Description	Amount
Interest Earned From 11/01/2023 Through 11/30/2023	
Annual Percentage Yield Earned	0.15%
Interest Days	30
Interest Earned	\$7.98
Interest Paid This Period	\$7.98
Interest Paid Year-to-Date	\$31.49
Minimum Balance	\$57,694.81
Average Ledger Balance	\$64,690.23

#### Electronic Credits

Date	Description	Amount
11/09/2023	CR ELECTRONIC TRANSFER [REDACTED] 9/23 AT 10:23	\$9,539.22

#### Other Credits

Date	Description	Amount
11/30/2023	INTEREST	\$7.98

#### Daily Balances

Date	Amount	Date	Amount
11/09/2023	\$67,234.03	11/30/2023	\$67,242.01



Member FDIC

## Expect Great Things

# SURCHARGE FUND - [REDACTED]

## Search transactions

Activity: All transactions Type: All

## Transactions

Pending  Posted

Total debits: -0.00 (0) Total credits: +76,850.01 (16)

Date ▾	Description ↕	Debit ↕	Credit ↕	Balance
Dec 12, 2023	CR ELECTRONIC TRANSFER TO [REDACTED] ON 12/12/23 AT 10:24		9,608.00	76,850.01
Nov 30, 2023	INTEREST		7.98	67,242.01
Nov 09, 2023	CR ELECTRONIC TRANSFER TO [REDACTED] ON 11/09/23 AT 10:23		9,539.22	67,234.03
Oct 31, 2023	Interest		7.19	
Oct 10, 2023	CR ELECTRONIC TRANSFER TO [REDACTED] ON 10/10/23 AT 11:46		9,653.37	
Sep 29, 2023	Interest		5.29	
Sep 12, 2023	CR ELECTRONIC TRANSFER TO [REDACTED] ON 9/12/23 AT 10:15		9,624.16	
Aug 31, 2023	Interest		4.81	
Aug 03, 2023	CR ELECTRONIC TRANSFER TO [REDACTED] ON 8/03/23 AT 16:51		9,486.25	
Jul 31, 2023	Interest		3.32	
Jul 10, 2023	CR ELECTRONIC TRANSFER TO [REDACTED] ON 7/10/23 AT 11:13		9,877.64	
Jun 30, 2023	Interest		1.84	
Jun 14, 2023	CR ELECTRONIC TRANSFER TO [REDACTED] ON 6/14/23 AT 11:02		9,434.45	
May 31, 2023	Interest		1.06	
May 05, 2023	CR ELECTRONIC TRANSFER TO [REDACTED] ON 5/05/23 AT 11:29		9,595.42	
Apr 12, 2023	<u>Deposit</u>		0.01	



# PUBLIC SERVICE COMMISSION

## Monthly Water Loss Report

Water Utility:

SOUTH HOPKINS WATER DISTRICT
------------------------------

For the Month of:

November	Year:	2023
----------	-------	------

LINE #	ITEM	GALLONS (Omit 000's)
1	<b>WATER PRODUCED AND PURCHASED</b>	
2	Water Produced	
3	Water Purchased	30,861,986
4	<b>TOTAL PRODUCED AND PURCHASED</b>	<b>30,861,986</b>
5		
6	<b>WATER SALES</b>	
7	Residential	8,978,201
8	Commercial	2,766,580
9	Industrial	114,600
10	Bulk Loading Stations	
11	Wholesale	6,735,653
12	Public Authorities	512,501
13	Other Sales (explain)	
14	<b>TOTAL WATER SALES</b>	<b>19,107,535</b>
15		
16	<b>OTHER WATER USED</b>	
17	Utility and/or Water Treatment Plant	
18	Wastewater Plant	
19	System Flushing	434,800
20	Fire Department	750
21	Other Usage (explain)	
22	<b>TOTAL OTHER WATER USED</b>	<b>435,550</b>
23		
24	<b>WATER LOSS</b>	
25	Tank Overflows	
26	Line Breaks	
27	Line Leaks	157,000
28	Excavation Damages	
29	Theft	
30	Other Loss (explain) <u>Unaccounted waterloss</u>	11,161,901
31	<b>TOTAL WATER LOSS</b>	<b>11,318,901</b>
32		
33	<b>Note: Line 14 + Line 22 + Line 31 MUST Equal Line 4</b>	
34		
35	<b>WATER LOSS PERCENTAGE</b>	
36	(Line 31 divided by Line 4)	<b>36.68%</b>

## South Hopkins Water District Transaction Rate Summary

Service Type	All Service Types	Break Report Down	Print Totals Only
Billing Cycle	All Billing Cycles	Batch Number	All Batches
Account Range	All Accounts	Break Out Addons Per Service Type <input type="checkbox"/>	
Date Range	11/01/2023 To 11/30/2023	Break Out Service Unapplied Cash <input type="checkbox"/>	
Run Report On	History Transactions		

Service Type	Rate Code	Adjustments	Payments	Deposit Receipts	Applied Deposits	Bad Debt Writeoffs	Applied Unapp Csh
WT 5/8 X 3/4 Rate 1	01	-\$1,316.88	-\$92,301.32	\$0.00	\$0.00	\$0.00	-\$3,958.77
WT 5/8 X 3/4 Rate 2	02	\$0.00	-\$579.45	\$0.00	\$0.00	\$0.00	-\$125.19
WT 1 In Rate 6	06	\$0.00	-\$6,745.45	\$0.00	\$0.00	\$0.00	-\$279.71
WT 3 In Rate 8	08	\$0.00	-\$1,285.31	\$0.00	\$0.00	\$0.00	\$0.00
WT 2 In Rate 7	20	\$0.00	-\$10,254.28	\$0.00	\$0.00	\$0.00	-\$94.92
WT WATER Totals		-\$1,316.88	-\$111,165.81	\$0.00	\$0.00	\$0.00	-\$4,458.59
SV Web Convenience	03	\$0.00	-\$479.57	\$0.00	\$0.00	\$0.00	\$0.00
SV Service Charge Totals		\$0.00	-\$479.57	\$0.00	\$0.00	\$0.00	\$0.00
Surcharge 2 Water Loss	02	-\$66.50	-\$9,608.00	\$0.00	\$0.00	\$0.00	-\$613.43
Surcharge 2 Totals		-\$66.50	-\$9,608.00	\$0.00	\$0.00	\$0.00	-\$613.43
Local Tax 3% School Tax	01	\$0.00	-\$94.02	\$0.00	\$0.00	\$0.00	-\$6.01
Local Tax Totals		\$0.00	-\$94.02	\$0.00	\$0.00	\$0.00	-\$6.01
State Tax 6% Sales Tax	01	-\$3.28	-\$423.36	\$0.00	\$0.00	\$0.00	-\$24.90
State Tax Totals		-\$3.28	-\$423.36	\$0.00	\$0.00	\$0.00	-\$24.90
Penalty 10% Penalty	01	-\$30.54	-\$1,946.42	\$0.00	\$0.00	\$0.00	-\$8.45
Penalty Totals		-\$30.54	-\$1,946.42	\$0.00	\$0.00	\$0.00	-\$8.45
Total W/O Unapp Cash		-\$1,417.20	-\$123,717.18	\$0.00	\$0.00	\$0.00	-\$5,111.38
Cust Unapp Cash		\$0.00	-\$4,672.47	\$0.00	\$0.00	\$0.00	\$5,111.38
All Routes Totals		-\$1,417.20	-\$128,389.65	\$0.00	\$0.00	\$0.00	\$0.00

**Report Totals**

Service	Budget	Final	Active	Inactive	Usage	Deposits	Charge	Sur 1	Sur 2	Local Tax	State Tax	Net	Arrears	Penalty	Gross
WATER	0	19	2950	0	12371882	930.00	110,766.65	0.00	10,391.50	68.72	453.30	121,680.17	18,634.48	10,531.49	150,846.14
Service	0	0	0	0	0	0.00	1.00	0.00	0.00	0.00	0.00	1.00	0.00	0.00	1.00
WARC	0	19	2827	0	11804442	0.00	0.00	0.00	0.00	0.00	0.00	0.00	0.00	0.00	0.00
Customer Unapp Cash	0	38	5777	0	24176324	930.00	110,767.65	0.00	10,391.50	68.72	453.30	121,681.17	5,506.13	10,531.49	137,718.79

Number of Active Accounts 2969  
 Number of Inactive Accounts 0