

Commissioners:
Robert Tucker, Chairman
Deborah Duncan
Roy McGregor

South Hopkins Water District

Phone 270-797-5760
Fax 270-797-3800
129 S. Main St. P. O. Box 487
Dawson Springs, KY 42408

February 12, 2024

Ms. Linda Bridwell
Executive Director
Public Service Commission
PO BOX 615
Frankfort, KY 40602

Re: Case No. 2023-00018
South Hopkins Water District

To Whom it May Concern:

Pursuant to the Commission's Order of February 14, 2023, in the above referenced matter, enclosed for filing is South Hopkins Water District's surcharge report. This letter and the attached report are true and accurate uploaded to the Public Service Commission's Electronic Filing System today.

This attachment is in compliance with the order of rate case 2022-00122 and the Surcharge Rate Case 2023-00018. The reports attached are true and accurate to the best of my knowledge and filed electronically on February 12, 2024.

Please contact me if there are any questions regarding this filing.

Sincerely,



Kayla Goodaker
Office Manager
South Hopkins Water District

**Selected Financial Information and Better / Worse (B / (W)) Performance
Year Ended December 31, 202__**

Month	Record as		B / (W)		Deposits B / (W)		Billings B / (W)	
	Sales	Billings	Collections	Deposits	B / (W) Collections	B / (W) Billings	s (1)	Collection Recorded Sales (1)
January	10,384.50	10,384.50	9,666.72	9,666.72	(717.78)	0.00	0.00	0.00
February					0.00	0.00	0.00	0.00
March					0.00	0.00	0.00	0.00
April					0.00	0.00	0.00	0.00
May					0.00	0.00	0.00	0.00
June					0.00	0.00	0.00	0.00
July					0.00	0.00	0.00	0.00
August					0.00	0.00	0.00	0.00
September					0.00	0.00	0.00	0.00
October					0.00	0.00	0.00	0.00
November					0.00	0.00	0.00	0.00
December					0.00	0.00	0.00	0.00
Total	10,384.50	10,384.50	9,666.72	9,666.72	(717.78)	0.00	0.00	0.00

Specify the general ledger account where the surcharge is recorded ___ Water loss Surcharge

(1) Explain reasons for difference if amount does not equal zero.



PO Box 1570
Hopkinsville, KY 42241





RETURN SERVICE REQUESTED

SOUTH HOPKINS WATER DISTRICT
SURCHARGE FUND
PO BOX 487
DAWSON SPRINGS KY 42408-0487

Statement Ending 01/31/2024

Page 1 of 2

Managing Your Accounts

	Branch	Dawson Springs
	Contact Us	1.888.806.7036
	Telephone Banking	1.877.792.4078 Or 270.881.1701
	Online Banking	www.planterbankonline.com

Summary of Accounts

Account Type	Account Number	Ending Balance
BUSINESS INTEREST CHECKING		\$86,742.16

BUSINESS INTEREST CHECKING

Account Summary

Date	Description	Amount
12/30/2023	Beginning Balance	\$76,858.73
	2 Credit(s) This Period	\$9,883.43
	0 Debit(s) This Period	\$0.00
01/31/2024	Ending Balance	\$86,742.16

Interest Summary

Description	Amount
Interest Earned From 12/30/2023 Through 01/31/2024	
Annual Percentage Yield Earned	0.15%
Interest Days	33
Interest Earned	\$11.28
Interest Paid This Period	\$11.28
Interest Paid Year-to-Date	\$11.28
Minimum Balance	\$76,858.73
Average Ledger Balance	\$83,141.00

Electronic Credits

Date	Description	Amount
01/11/2024	CR ELECTRONIC TRANSFER TO	\$9,872.15
	1/11/24 AT 12:23	

Other Credits

Date	Description	Amount
01/31/2024	INTEREST	\$11.28

Daily Balances

Date	Amount	Date	Amount
01/11/2024	\$86,730.88	01/31/2024	\$86,742.16

Overdraft and Returned Item Fees

	Total for this period	Total year-to-date	Previous year-to-date
Total Overdraft Fees	\$0.00	\$0.00	\$0.00
Total Returned Item Fees	\$0.00	\$0.00	\$0.00



Member FDIC

Expect Great Things

SURCHARGE FUND -

Search transactions

Activity: All transactions Type: All

Transactions

Pending Posted

Total debits: -0.00 (0) Total credits: +96,408.88 (20)

Date ▾	Description ◇	Debit ◇	Credit ◇	Balance
Feb 12, 2024	CR ELECTRONIC TRANSFER TC ON 2/12/24 AT 10:17		9,666.72	96,408.88
Jan 31, 2024	INTEREST		11.28	86,742.16
Jan 11, 2024	CR ELECTRONIC TRANSFER TC ON 1/11/24 AT 12:23		9,872.15	86,730.88
Dec 29, 2023	Interest		8.72	
Dec 12, 2023	CR ELECTRONIC TRANSFER TC ON 12/12/23 AT 10:24		9,608.00	
Nov 30, 2023	Interest		7.98	
Nov 09, 2023	CR ELECTRONIC TRANSFER TC ON 11/09/23 AT 10:23		9,539.22	
Oct 31, 2023	Interest		7.19	
Oct 10, 2023	CR ELECTRONIC TRANSFER TO ON 10/10/23 AT 11:46		9,653.37	
Sep 29, 2023	Interest		5.29	
Sep 12, 2023	CR ELECTRONIC TRANSFER TO ON 9/12/23 AT 10:15		9,624.16	
Aug 31, 2023	Interest		4.81	
Aug 03, 2023	CR ELECTRONIC TRANSFER TO ON 8/03/23 AT 16:51		9,486.25	
Jul 31, 2023	Interest		3.32	
Jul 10, 2023	CR ELECTRONIC TRANSFER TO ON 7/10/23 AT 11:13		9,877.64	

PUBLIC SERVICE COMMISSION

Monthly Water Loss Report

Water Utility: SOUTH HOPKINS WATER DISTRICT

For the Month of: January Year: 2024

LINE #	ITEM	GALLONS (Omit 000's)
1	WATER PRODUCED AND PURCHASED	
2	Water Produced	
3	Water Purchased	30,047,842
4	TOTAL PRODUCED AND PURCHASED	30,047,842
5		
6	WATER SALES	
7	Residential	11,293,585
8	Commercial	3,346,160
9	Industrial	119,100
10	Bulk Loading Stations	
11	Wholesale	6,183,678
12	Public Authorities	489,022
13	Other Sales (explain)	
14	TOTAL WATER SALES	21,431,545
15		
16	OTHER WATER USED	
17	Utility and/or Water Treatment Plant	
18	Wastewater Plant	
19	System Flushing	7,800
20	Fire Department	5,000
21	Other Usage (explain)	
22	TOTAL OTHER WATER USED	12,800
23		
24	WATER LOSS	
25	Tank Overflows	
26	Line Breaks	
27	Line Leaks	915,000
28	Excavation Damages	
29	Theft	
30	Other Loss (explain) <u>UNACCOUNTED LOSS</u>	7,688,497
31	TOTAL WATER LOSS	8,603,497
32		
33	Note: Line 14 + Line 22 + Line 31 MUST Equal Line 4	
34		
35	WATER LOSS PERCENTAGE	
36	(Line 31 divided by Line 4)	28.63%

South Hopkins Water District Transaction Rate Summary

Service Type All Service Types **Break Report Down** Print Totals Only
Billing Cycle All Billing Cycles **Batch Number** All Batches
Account Range All Accounts **Break Out Addons Per Service Type**
Date Range 01/01/2024 To 01/31/2024 **Break Out Service Unapplied Cash**
Run Report On History Transactions

Service Type	Rate Code	Adjustments	Payments	Deposit Receipts	Applied Deposits	Bad Debt Writeoffs	Applied Unapp Csh
WT 5/8 X 3/4 Rate 1	01	-\$2,287.36	-\$83,695.77	\$0.00	\$0.00	\$0.00	-\$4,384.04
WT 5/8 X 3/4 Rate 2	02	\$151.32	-\$711.58	\$0.00	\$0.00	\$0.00	-\$79.48
WT 1 In Rate 6	06	\$0.00	-\$6,122.46	\$0.00	\$0.00	\$0.00	-\$305.61
WT 3 In Rate 8	08	\$0.00	-\$951.81	\$0.00	\$0.00	\$0.00	\$0.00
WT 2 In Rate 7	20	\$0.00	-\$7,654.21	\$0.00	\$0.00	\$0.00	-\$233.38
WT WATER Totals		-\$2,136.04	-\$99,135.83	\$0.00	\$0.00	\$0.00	-\$5,002.51
SV Web Convenience	03	\$0.00	-\$438.35	\$0.00	\$0.00	\$0.00	\$0.00
SV Service Charge Totals		\$0.00	-\$438.35	\$0.00	\$0.00	\$0.00	\$0.00
RC Wtr Audit Rec	01	\$0.00	-\$2.31	\$0.00	\$0.00	\$0.00	\$0.00
RC WARC Totals		\$0.00	-\$2.31	\$0.00	\$0.00	\$0.00	\$0.00
Surcharge 2 Water Loss	02	-\$14.00	-\$9,666.72	\$0.00	\$0.00	\$0.00	-\$585.50
Surcharge 2 Totals		-\$14.00	-\$9,666.72	\$0.00	\$0.00	\$0.00	-\$585.50
Local Tax 3% School Tax	01	\$0.00	-\$73.71	\$0.00	\$0.00	\$0.00	-\$5.23
Local Tax Totals		\$0.00	-\$73.71	\$0.00	\$0.00	\$0.00	-\$5.23
State Tax 6% Sales Tax	01	\$0.00	-\$336.60	\$0.00	\$0.00	\$0.00	-\$24.99
State Tax Totals		\$0.00	-\$336.60	\$0.00	\$0.00	\$0.00	-\$24.99
Penalty 10% Penalty	01	-\$3.42	-\$2,183.04	\$0.00	\$0.00	\$0.00	-\$26.45
Penalty Totals		-\$3.42	-\$2,183.04	\$0.00	\$0.00	\$0.00	-\$26.45
Total W/O Unapp Cash		-\$2,153.46	-\$111,836.56	\$0.00	\$0.00	\$0.00	-\$5,644.68
Cust Unapp Cash		\$0.00	-\$8,416.86	\$0.00	\$0.00	\$0.00	\$5,644.68
All Routes Totals		-\$2,153.46	-\$120,253.42	\$0.00	\$0.00	\$0.00	\$0.00

Report Totals

Service	Budget	Final	Active	Inactive	Usage	Deposits	Charge	Sur 1	Sur 2	Local Tax	State Tax	Net	Arrears	Penalty	Gross
WATER	0	16	2951	0	15247867	920.00	129,786.56	0.00	10,384.50	75.43	495.53	140,742.02	12,423.39	12,262.18	165,427.59
WARC	0	14	2827	0	14499599	0.00	0.00	0.00	0.00	0.00	0.00	0.00	0.00	0.00	0.00
Customer Unapp Cash	0	30	5778	0	29747466	920.00	129,786.56	0.00	10,384.50	75.43	495.53	140,742.02	(4,379.43)	12,262.18	148,624.77
Number of Active Accounts															2967
Number of Inactive Accounts															0

One year after the date of service of this Order and annually thereafter, South Hopkins District shall file in Case No. 2023-00018 a schedule of the estimated and actual progress of the water loss detection and repair program, and estimated and actual expenditures made with surcharge proceeds, for the purpose of evaluating whether adjustments to the program or to the surcharge amount are required.

The District has not used any of the funds as of yet. The District is requesting to use funds to purchase two (2) leak detectors to help find leaks throughout the district as the first step in reducing water loss. The next step will be to request to use the money to repair any leaks found to repair the leaks. The leak indicators are \$6,612.00/a piece.