

South Hopkins Water District

Phone 270-797-5760
Fax 270-797-3800
129 S. Main St. P. O. Box 487
Dawson Springs, KY 42408

Commissioners:
Robert Tucker, Chairman
Deborah Duncan
Roy McGregor

January 14, 2025

Ms. Linda Bridwell
Executive Director
Public Service Commission
PO BOX 615
Frankfort, KY 40602

Re: Case No. 2023-00018
South Hopkins Water District

To Whom it May Concern:

Pursuant to the Commission's Order of February 14, 2023, in the above referenced matter, enclosed for filing is South Hopkins Water District's surcharge report. This letter and the attached report are true and accurate uploaded to the Public Service Commission's Electronic Filing System today January 14, 2025

This attachment is in compliance with the order of rate case 2022-00122 and the Surcharge Rate Case 2023-00018. The reports attached are true and accurate to the best of my knowledge and filed electronically on January 14, 2025

Please contact me if there are any questions regarding this filing.

Sincerely,







Kayla Goodaker
Office Manager
South Hopkins Water District

RETURN SERVICE REQUESTED

SOUTH HOPKINS WATER DISTRICT
SURCHARGE FUND
PO BOX 487
DAWSON SPRINGS KY 42408-0487

Managing Your Accounts

-  Branch Dawson Springs
-  Contact Us 1.888.806.7036
-  Telephone Banking 1.877.792.4078
Or 270.881.1701
-  Online Banking www.plantersbankonline.com

Summary of Accounts

Account Type BUSINESS INTEREST CHECKING
Account Number
Ending Balance \$181,059.00

BUSINESS INTEREST CHECKING -

Account Summary		Interest Summary	
Date	Description	Amount	Description
11/30/2024	Beginning Balance	\$171,327.35	Interest Earned From 11/30/2024 Through 12/31/2024
	2 Credit(s) This Period	\$9,731.65	Annual Percentage Yield Earned 0.15%
	0 Debit(s) This Period	\$0.00	Interest Days 32
12/31/2024	Ending Balance	\$181,059.00	Interest Earned \$23.33
			Interest Paid This Period \$23.33
			Interest Paid Year-to-Date \$194.40
			Minimum Balance \$171,327.35
			Average Ledger Balance \$177,395.05

Electronic Credits		Other Credits	
Date	Description	Date	Description
12/12/2024	CR ELECTRONIC TRANSFER TC	12/31/2024	INTEREST
	2/12/24 AT 9:24	Amount	\$23.33
		Amount	\$9,708.32

Daily Balances		Overdraft and Returned Item Fees	
Date	Amount	Date	Amount
12/12/2024	\$181,035.67	12/31/2024	\$181,059.00

Total Returned Item Fees		Total Overdraft Fees	
Date	Amount	Date	Amount
12/31/2024	\$0.00	12/31/2024	\$0.00
Total year-to-date	\$0.00	Total for this period	\$0.00



SURCHARGE FUND - XXXXX

Search transactions

Activity: All transactions Type: All

Transactions

Pending
 Posted
 Total debits: -13,224.00 (1)
 Total credits: +204,152.72 (42)

Debit Credit Balance

Date	Description	Debit	Credit	Balance
Jan 14, 2025	CR ELECTRONIC TRANSFER TO ON 1/14/25 AT 9:31	9,869.72	190,928.72	
Dec 31, 2024	INTEREST	23.33	181,059.00	
Dec 12, 2024	CR ELECTRONIC TRANSFER TO ON 12/12/24 AT 9:24	9,708.32	181,035.67	
Nov 29, 2024	Interest	20.13		
Nov 08, 2024	CR ELECTRONIC TRANSFER TO ON 11/08/24 AT 11:15	9,913.17		
Oct 31, 2024	Interest	20.32		
Oct 07, 2024	CR ELECTRONIC TRANSFER TO ON 10/07/24 AT 11:16	9,653.99		
Sep 30, 2024	Interest	18.80		
Sep 13, 2024	CR ELECTRONIC TRANSFER TO ON 9/13/24 AT 15:29	9,931.06		
Aug 30, 2024	Interest	17.03		
Aug 12, 2024	CR ELECTRONIC TRANSFER TO ON 8/12/24 AT 15:21	9,799.25		
Jul 31, 2024	Interest	17.41		
Jul 11, 2024	CR ELECTRONIC TRANSFER TO ON 7/11/24 AT 15:28	9,862.23		
Jun 28, 2024	Interest	13.57		
Jun 13, 2024	CR ELECTRONIC TRANSFER TO ON 6/13/24 AT 12:28	9,555.37		

PUBLIC SERVICE COMMISSION

Monthly Water Loss Report

Water Utility:

SOUTH HOPKINS WATER DISTRICT

For the Month of:

December

Year:

2024

LINE #	ITEM	GALLONS (omit 000's)
--------	------	----------------------

1	WATER PRODUCED AND PURCHASED	
2	Water Produced	33,512,789
3	Water Purchased	33,512,789
4	TOTAL PRODUCED AND PURCHASED	33,512,789

5	WATER SALES	
6	Residential	10,548,221
7	Commercial	3,395,858
8	Industrial	107,500
9	Bulk Loading Stations	
10	Wholesale	6,506,689
11	Public Authorities	678,526
12	Other Sales (explain)	21,236,794
13	TOTAL WATER SALES	21,236,794

14	OTHER WATER USED	
15	Utility and/or Water Treatment Plant	
16	Wastewater Plant	
17	System Flushing	7,800
18	Fire Department	2,250
19	Other Usage (explain)	10,050
20	TOTAL OTHER WATER USED	10,050

21	WATER LOSS	
22	Tank Overflows	
23	Line Breaks	
24	Line Leaks	1,180,000
25	Excavation Damages	
26	Theft	
27	Other Loss	11,085,945
28	Unaccounted water loss	12,265,945
29	TOTAL WATER LOSS	12,265,945

Note: Line 14 + Line 22 + Line 31 MUST Equal Line 4

30	WATER LOSS PERCENTAGE	
31	(Line 31 divided by Line 4)	36.60%

South Hopkins Water District Transaction Rate Summary

Service Type: All Service Types Break Report Down: Batch Number Print Totals Only: All Batches
 Billing Cycle: All Billing Cycles Break Out Addons Per Service Type:
 Account Range: All Accounts Break Out Service Unapplied Cash:
 Date Range: 12/01/2024 To 12/31/2024 History Transactions

Service Type	Rate Code	Adjustments	Payments	Deposit Receipts	Applied Deposits	Bad Debt Writeoffs	Applied Unapp Csh
WT 5/8 X 3/4 Rate 1	01	-\$740.09	-\$82,163.19	\$0.00	\$0.00	\$0.00	-\$4,320.85
WT 5/8 X 3/4 Rate 2	02	\$0.00	-\$563.62	\$0.00	\$0.00	\$0.00	\$0.00
WT 1 In Rate 6	06	\$0.00	-\$7,109.41	\$0.00	\$0.00	\$0.00	-\$239.54
WT 3 In Rate 8	08	\$0.00	-\$8,310.67	\$0.00	\$0.00	\$0.00	\$0.00
WT 2 In Rate 7	20	\$0.00	-\$7,242.03	\$0.00	\$0.00	\$0.00	-\$15.36
WT WATER Totals		-\$740.09	-\$105,388.92	\$0.00	\$0.00	\$0.00	-\$4,575.75
SV Web Convenience	03	\$0.00	-\$562.72	\$0.00	\$0.00	\$0.00	\$0.00
SV Service Charge Totals		\$0.00	-\$562.72	\$0.00	\$0.00	\$0.00	\$0.00
Surcharge 2 Water Loss	02	\$0.00	-\$9,869.72	\$0.00	\$0.00	\$0.00	-\$552.79
Surcharge 2 Totals		\$0.00	-\$9,869.72	\$0.00	\$0.00	\$0.00	-\$552.79
Local Tax 3% School Tax	01	\$0.00	-\$67.80	\$0.00	\$0.00	\$0.00	-\$2.54
Local Tax Totals		\$0.00	-\$67.80	\$0.00	\$0.00	\$0.00	-\$2.54
State Tax 6% Sales Tax	01	\$0.00	-\$818.19	\$0.00	\$0.00	\$0.00	-\$25.24
State Tax Totals		\$0.00	-\$818.19	\$0.00	\$0.00	\$0.00	-\$25.24
Penalty 10% Penalty	01	\$0.00	-\$2,439.63	\$0.00	\$0.00	\$0.00	-\$16.41
Penalty Totals		\$0.00	-\$2,439.63	\$0.00	\$0.00	\$0.00	-\$16.41
Total W/O Unapp Cash		-\$740.09	-\$119,146.98	\$0.00	\$0.00	\$0.00	-\$5,172.73
Cust Unapp Cash		\$0.00	-\$4,749.98	\$0.00	\$0.00	\$0.00	\$5,172.73
All Routes Totals		-\$740.09	-\$123,896.96	\$0.00	\$0.00	\$0.00	\$0.00

Report Totals

Service	Budget	Final	Active	Inactive	Usage	Deposits	Charge	Sur 1	Sur 2	Local Tax	State Tax	Net	Arrears	Penalty	Gross
WATER	0	16	2948	0	14730105	675.00	126,555.35	0.00	10,360.00	90.02	772.01	137,777.38	15,273.73	12,169.91	165,221.02
Service	0	0	1	0	0	0.00	1.00	0.00	0.00	0.00	0.00	1.00	0.00	0.00	1.00
WARC	0	13	2812	0	13078347	0.00	0.00	0.00	0.00	0.00	0.00	0.00	0.00	0.00	0.00
Customer Unapp Cash				0	0	0.00	0.00	0.00	0.00	0.00	0.00	0.00	(16,212.15)	0.00	(16,212.15)
	0	29	5761	0	27808452	675.00	126,556.35	0.00	10,360.00	90.02	772.01	137,778.38	(938.42)	12,169.91	149,009.87

Number of Active Accounts 2964

Number of Inactive Accounts 0