

COMMONWEALTH OF KENTUCKY
BEFORE THE PUBLIC SERVICE COMMISSION

In the Matter of:


**AN EXAMINATION BY THE PUBLIC SERVICE
COMMISSION OF THE APPLICATION OF THE
FUEL ADJUSTMENT CLAUSE OF THE
BIG RIVERS ELECTRIC CORPORATION
COOPERATIVES FROM
NOVEMBER 1, 2020 THROUGH OCTOBER 31, 2022**

CASE NO. 2023-00015

AFFIDAVIT

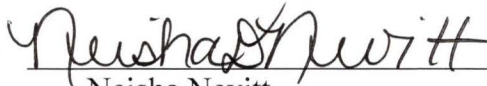
The Affiant, Anna Swanson, VP of Accounting & Finance, CFO, of Meade County Rural Electric Cooperative Corporation, 1351 Highway 79, P O Box 489, Brandenburg, Kentucky, states that, for the period between November 1, 2020 and October 31, 2022, Meade County Rural Electric Cooperative Corporation has operated in compliance with each and every provision of the uniform fuel adjustment clause as prescribed in 807 KAR 5:056, and that no inquiries or complaints regarding the fuel adjustment clause have been received during said period.

Witness My hand this 21st day of September 2023



Anna Swanson
VP of Accounting & Finance, CFO
Meade County Rural Electric Cooperative Corporation

Subscribed and sworn before me this 21st day of September 2023



Neisha Nevitt
Notary Public State-at-large
Commission expires 11.24.2024



COMMONWEALTH OF KENTUCKY
BEFORE THE PUBLIC SERVICE COMMISSION

In the Matter of:

**AN EXAMINATION BY THE PUBLIC SERVICE
COMMISSION OF THE APPLICATION OF THE
FUEL ADJUSTMENT CLAUSE OF THE
BIG RIVERS ELECTRIC CORPORATION
COOPERATIVES FROM
NOVEMBER 1, 2020 THROUGH OCTOBER 31, 2022**


CASE NO. 2023-00015

VERIFICATION

COMMONWEALTH OF KENTUCKY

COUNTY OF MEADE

Anna Swanson, Chief Financial Officer and VP of Accounting & Finance of Meade County Rural Electric Cooperative Corporation, being duly sworn, states that she has supervised the preparation of the following responses to date requests in the above-referenced case and that the matters and things set forth therein are true and accurate to the best of her knowledge, information, and belief, formed after reasonable inquiry.



Anna Swanson

The foregoing Verification was signed, acknowledged, and sworn to before me this 21st day of September 2023, by Anna Swanson.



Notary Public State at Large

Commission Expires 11.24.2024



MEADE COUNTY RURAL ELECTRIC COOPERATIVE CORPORATION
EXAMINATION OF THE APPLICATION OF THE FUEL ADJUSTMENT CLAUSE
NOVEMBER 1, 2020 THROUGH OCTOBER 31, 2022
Case No. 2023-00015

1. Provide a schedule of the calculation of the 12-month average line loss, by month, for the period under review.

Response:

Meade County RECC's 12-month average line loss by month for November 1, 2020 through October 31, 2022 is attached to this response on page 2. This information was included on each month's Fuel Adjustment Clause (FAC) report that Meade County RECC filed with the Commission during this period.

Witness:

Anna Swanson

**Meade County RECC
Examination of Fuel Adjustment Clause
November 1, 2020 through October 31, 2022
Case No. 2023-00015**

12 Month Average System Line Losses

Month	Non-Direct Served	Non-Direct Served	kWh		12 Month Cumulative	12 Month Cumulative	12 Month	
	kWh Purchased	kWh Sold	Own-Use	Losses	kWh Purchased	kWh Losses	Average % Losses	
a	b	c	d	e	f	g	h	
				b-c-d				
1	Dec-19	44,466,052	41,686,952	63,197	2,715,903			
2	Jan-20	45,637,898	41,557,816	67,214	4,012,868			
3	Feb-20	43,685,734	43,545,694	70,494	69,546			
4	Mar-20	34,837,635	33,741,771	41,068	1,054,796			
5	Apr-20	30,057,483	29,076,351	37,317	943,815			
6	May-20	31,352,148	28,641,449	25,236	2,685,463			
7	Jun-20	37,221,708	36,096,921	30,149	1,094,638			
8	Jul-20	45,912,565	41,982,090	31,739	3,898,736			
9	Aug-20	39,735,868	38,787,153	31,467	917,248			
10	Sep-20	32,780,560	32,995,194	28,640	-243,274			
11	Oct-20	30,431,978	28,350,175	30,362	2,051,441			
12	Nov-20	34,489,163	33,333,277	29,518	1,126,368	450,608,792	20,327,548	4.51%
13	Dec-20	49,747,398	44,047,825	87,964	5,611,609	455,890,138	23,223,254	5.09%
14	Jan-21	52,311,616	50,491,117	74,929	1,745,570	462,563,856	20,955,956	4.53%
15	Feb-21	52,260,891	53,624,462	79,896	-1,443,467	471,139,013	19,442,943	4.13%
16	Mar-21	34,913,756	32,126,081	40,360	2,747,315	471,215,134	21,135,462	4.49%
17	Apr-21	30,069,333	28,520,345	28,160	1,520,828	471,226,984	21,712,475	4.61%
18	May-21	30,584,432	28,504,968	29,527	2,049,937	470,459,268	21,076,949	4.48%
19	Jun-21	38,757,786	35,991,350	30,207	2,736,229	471,995,346	22,718,540	4.81%
20	Jul-21	43,099,444	40,435,164	31,120	2,633,160	469,182,225	21,452,964	4.57%
21	Aug-21	43,879,300	41,713,333	32,295	2,133,672	473,325,657	22,669,388	4.79%
22	Sep-21	33,677,910	34,756,388	27,680	-1,106,158	474,223,007	21,806,504	4.60%
23	Oct-21	31,081,594	29,478,427	27,706	1,575,461	474,872,623	21,330,524	4.49%
24	Nov-21	40,746,108	37,400,518	53,851	3,291,739	481,129,568	23,495,895	4.88%
25	Dec-21	39,531,430	38,857,931	55,214	618,285	470,913,600	18,502,571	3.93%
26	Jan-22	58,151,812	51,838,008	91,970	6,221,834	476,753,796	22,978,835	4.82%
27	Feb-22	45,524,351	47,025,450	56,383	-1,557,482	470,017,256	22,864,820	4.86%
28	Mar-22	37,170,028	34,729,360	47,261	2,393,407	472,273,528	22,510,912	4.77%
29	Apr-22	31,768,675	31,685,154	48,944	34,577	473,972,870	21,024,661	4.44%
30	May-22	32,525,336	30,106,277	29,865	2,389,194	475,913,774	21,363,918	4.49%
31	Jun-22	39,859,849	38,436,768	31,911	1,391,170	477,015,837	20,018,859	4.20%
32	Jul-22	45,953,387	42,511,353	33,416	3,408,618	479,869,780	20,794,317	4.33%
33	Aug-22	42,112,107	40,210,366	33,137	1,868,604	478,102,587	20,529,249	4.29%
34	Sep-22	33,661,339	34,703,679	20,890	-1,063,230	478,086,016	20,572,177	4.30%
35	Oct-22	30,270,289	28,284,758	44,552	1,940,979	477,274,711	20,937,695	4.39%
36								
37	Average							4.53%

**MEADE COUNTY RURAL ELECTRIC COOPERATIVE CORPORATION
EXAMINATION OF THE APPLICATION OF THE FUEL ADJUSTMENT CLAUSE
NOVEMBER 1, 2020 THROUGH OCTOBER 31, 2022
Case No. 2023-00015**

2. Describe the measures that have been taken to reduce line loss during the period under review.

Response:

Meade County RECC continues to upgrade its older copper wire to new aluminum conductor and multiphase its higher loaded line sections to improve reliability and reduce line loss on its electric distribution system. We routinely monitor our AMI systems to avoid energy theft and improve system operating data to hold line loss at a minimum. In addition to these measures, Meade County RECC maintains a five (5) year rotation cycle to clear its right-of-way, while also conducting a systematic process to remove unused transformers and idle services. Furthermore, Meade County RECC has worked with some of its 3-phase industrial consumers to provide Power Factor (PF) correction assistance to further prevent line loss.

Witness:

Anna Swanson

**MEADE COUNTY RURAL ELECTRIC COOPERATIVE CORPORATION
EXAMINATION OF THE APPLICATION OF THE FUEL ADJUSTMENT CLAUSE
NOVEMBER 1, 2020 THROUGH OCTOBER 31, 2022
Case No. 2023-00015**

3. Provide the monthly revenue reports and monthly billing summaries which show the total FAC billings and FAC revenue collected as reported in the monthly filings required by the Commission for the period under review.

Response:

The attached Appendix B Item 3 pages 1-24 contains the above referenced information.

Witness:

Anna Swanson

	GRAND TOTALS THIS YEAR					LAST YEAR			
	GROSS	ADJUSTMENTS	NET/MONTH	YTD	% CHG	MONTH	% CHG	YTD	% CHG
ENERGY	3906584.24	228.58-	3906355.66	47813081.49	.08	4380713.12	.07	58155844.85	.82
FUEL	69300.38-	2.13	69298.25-	269304.18-	.25	65603.77	.17	366565.27	.73
DEMAND	.00	.00	.00	.00	.00	.00	.00	.00	.00
LIGHTS	132215.02	.00	132215.02	1577288.52	.08	130504.82	.07	1821117.97	.86
INVESTMENT	.00	.00	.00	.00	.00	.00	.00	.00	.00
RENTAL/EQUIPMENT	.00	.00	.00	.00	.00	.00	.00	.00	.00
LM CREDITS	.00	.00	.00	.00	.00	.00	.00	.00	.00
INTEREST	2138.90-	.00	2138.90-	35357.21-	.06	2516.30-	.14	16941.62-	2.08
CONTRACT	52557.33	.00	52557.33	128478.29	.40	6639.39	.13	47461.42	2.70
TOTAL ****	4019917.31	226.45-	4019690.86	49214186.91	.08	4580944.80	.07	60374047.89	.81
STATE TAX	33775.71	.00	33775.71	429018.53	.07	36319.55	.06	529920.59	.80
LOCAL TAX	119647.39	6.48-	119640.91	1504024.45	.07	137932.76	.07	1862986.58	.80
FRANCHISE TAX	5659.70	.00	5659.70	76475.20	.07	6150.36	.06	93415.96	.81
GROSS TAX	.00	.00	.00	.00	.00	.00	.00	.00	.00
OTHER TAX	.00	.00	.00	.00	.00	.00	.00	.00	.00
TOTAL ****	159082.80	6.48-	159076.32	2009518.18	.07	180402.67	.07	2486323.13	.80
PENALTY	.00	2727.42	2727.42	159672.94	.01	45573.14	.04	988298.89	.16
REOCCUR CHARGES	.00	.00	.00	46.40	.00	.00	.00	.00	.00
MISC CHARGES	7897.40	.00	7897.40	76318.16	.10	11134.22	.07	141477.50	.53
OTHER CHG BILLED	53071.17	.00	53071.17	1490290.33	.03	64693.80	.02	2388341.85	.62
OTHER CHG ADJUSTED		10.37-	10.37-						
OTHER AMT 3	1483.57-	22.50	1461.07-	16201.00-	.09	577.42-	.05	11094.02-	1.46
TOTAL ****	59485.00	12.13	59497.13	1550453.89	.03	75250.60	.02	2518725.33	.61
ANCILLARY SERVICES	.00	.00	.00						
MEMBERSHIPS	315.00-		315.00-	2525.00-	.12	185.00-	.05	3115.00-	.81
DEPOSITS	10516.00-		10516.00-	68518.00	.15	10252.00	.49	20739.16	3.30
OTHER DEPS	2000.00-		2000.00-	3637.50	.54	2000.00-	.35	5560.00	.65
TOTAL ****	12831.00-		12831.00-	69630.50	.18	8067.00	.34	23184.16	3.00
GRAND TOTAL ****	4225654.11	2506.62	4228160.73	53003462.42	.07	4890238.21	.07	66390579.40	.79

GRAND TOTALS

	THIS YEAR					LAST YEAR		YEAR	
	GROSS	ADJUSTMENTS	NET/MONTH	YTD	% CHG	MONTH	% CHG	YTD	% CHG
ENERGY	4951525.56	2738.37	4954263.93	52767345.42	.09	4610076.15	.07	62765921.00	.84
FUEL	24707.67-	56.68-	24764.35-	294068.53-	.08	99542.23	.21	466107.50	.63
DEMAND	.00	.00	.00	.00	.00	.00	.00	.00	.00
LIGHTS	132262.73	7.65-	132255.08	1709543.60	.07	130724.23	.06	1951842.20	.87
INVESTMENT	.00	.00	.00	.00	.00	.00	.00	.00	.00
RENTAL/EQUIPMENT	.00	.00	.00	.00	.00	.00	.00	.00	.00
LM CREDITS	.00	.00	.00	.00	.00	.00	.00	.00	.00
INTEREST	1663.81-	.00	1663.81-	37021.02-	.04	2463.05-	.12	19404.67-	1.90
CONTRACT	53446.24	.00	53446.24	181924.53	.29	6565.57	.12	54026.99	3.36
TOTAL ****	5110863.05	2674.04	5113537.09	54327724.00	.09	4844445.13	.07	65218493.02	.83
STATE TAX	34717.81	3.86-	34713.95	463732.48	.07	35716.47	.06	565637.06	.81
LOCAL TAX	154454.54	81.88	154536.42	1658560.87	.09	145228.32	.07	2008214.90	.82
FRANCHISE TAX	6484.51	1.79-	6482.72	82957.92	.07	6389.46	.06	99805.42	.83
GROSS TAX	.00	.00	.00	.00	.00	.00	.00	.00	.00
OTHER TAX	.00	.00	.00	.00	.00	.00	.00	.00	.00
TOTAL ****	195656.86	76.23	195733.09	2205251.27	.08	187334.25	.07	2673657.38	.82
PENALTY	.00	5692.25	5692.25	165365.19	.03	71213.71	.06	1059512.60	.15
REOCCUR CHARGES	.00	.00	.00	46.40	.00	.00	.00	.00	.00
MISC CHARGES	11309.87		11309.87	87628.03	.12	8639.67	.05	150117.17	.58
OTHER CHG BILLED	125173.82		125173.82	1615507.47	.07	42434.04	.01	2430775.89	.66
OTHER CHG ADJUSTED		43.32	43.32						
OTHER AMT 3	814.14-	4.50	809.64-	17010.64-	.04	653.20-	.05	11747.22-	1.44
TOTAL ****	135669.55	47.82	135717.37	1686171.26	.08	50420.51	.01	2569145.84	.65
ANCILLARY SERVICES	.00		.00						
MEMBERSHIPS	145.00-		145.00-	2670.00-	.05	160.00-	.04	3275.00-	.81
DEPOSITS	1275.00		1275.00	69793.00	.01	17629.00-	5.66	3110.16	22.44
OTHER DEPS	8987.50		8987.50	12625.00	.71	.00	.00	5560.00	2.27
TOTAL ****	10117.50		10117.50	79748.00	.12	17789.00-	3.29	5395.16	14.78
GRAND TOTAL ****	5452306.96	8490.34	5460797.30	58464259.72	.09	5135624.60	.07	71526204.00	.81

GRAND TOTALS									
	THIS YEAR					LAST YEAR			
	GROSS	ADJUSTMENTS	NET/MONTH	YTD	% CHG	MONTH	% CHG	YTD	% CHG
ENERGY	5577437.88	1143.77	5578581.65	5578581.65	1.00	4606731.25	1.00	4606731.25	1.21
FUEL	100927.75-	5.95-	100933.70-	100933.70-	1.00	76390.09	1.00	76390.09	1.32
DEMAND	.00	.00	.00	.00	.00	.00	.00	.00	.00
LIGHTS	132291.08	17.85-	132273.23	132273.23	1.00	130742.99	1.00	130742.99	1.01
INVESTMENT	.00	.00	.00	.00	.00	.00	.00	.00	.00
RENTAL/EQUIPMENT	.00	.00	.00	.00	.00	.00	.00	.00	.00
LM CREDITS	.00	.00	.00	.00	.00	.00	.00	.00	.00
INTEREST	2013.92-	.00	2013.92-	2013.92-	1.00	2717.31-	1.00	2717.31-	.74
CONTRACT	67783.45	.00	67783.45	67783.45	1.00	6859.45	1.00	6859.45	9.88
TOTAL ****	5674570.74	1119.97	5675690.71	5675690.71	1.00	4818006.47	1.00	4818006.47	1.17
STATE TAX	37016.67	.00	37016.67	37016.67	1.00	35849.14	1.00	35849.14	1.03
LOCAL TAX	171955.87	33.25	171989.12	171989.12	1.00	146747.31	1.00	146747.31	1.17
FRANCHISE TAX	7176.68	.00	7176.68	7176.68	1.00	6453.22	1.00	6453.22	1.11
GROSS TAX	.00	.00	.00	.00	.00	.00	.00	.00	.00
OTHER TAX	.00	.00	.00	.00	.00	.00	.00	.00	.00
TOTAL ****	216149.22	33.25	216182.47	216182.47	1.00	189049.67	1.00	189049.67	1.14
PENALTY	.00	4562.25	4562.25	4562.25	1.00	78751.46	1.00	78751.46	.05
REOCCUR CHARGES	.00	.00	.00	.00	.00	9.60	1.00	9.60	.00
MISC CHARGES	9757.34	.00	9757.34	9757.34	1.00	9870.65	1.00	9870.65	.98
OTHER CHG BILLED	167759.50	.00	167759.50	167722.73	1.00	119937.57	1.00	119937.57	1.39
OTHER CHG ADJUSTED		36.77-	36.77-						
OTHER AMT 3	989.35-	4.50	984.85-	984.85-	1.00	657.20-	1.00	657.20-	1.49
TOTAL ****	176527.49	32.27-	176495.22	176495.22	1.00	129160.62	1.00	129160.62	1.36
ANCILLARY SERVICES	.00	.00	.00	.00	.00	.00	.00	.00	.00
MEMBERSHIPS	215.00-	.00	215.00-	215.00-	1.00	210.00-	1.00	210.00-	1.02
DEPOSITS	10816.00-	.00	10816.00-	10816.00-	1.00	8668.00-	1.00	8668.00-	1.24
OTHER DEPS	13500.00	.00	13500.00	13500.00	1.00	1012.50-	1.00	1012.50-	13.33
TOTAL ****	2469.00	.00	2469.00	2469.00	1.00	9890.50-	1.00	9890.50-	.24
GRAND TOTAL ****	6069716.45	5683.20	6075399.65	6075399.65	1.00	5205077.72	1.00	5205077.72	1.16

GRAND TOTALS									
	THIS YEAR					LAST YEAR			
	GROSS	ADJUSTMENTS	NET/MONTH	YTD	% CHG	MONTH	% CHG	YTD	% CHG
ENERGY	5841090.20	448.64	5841538.84	11420120.49	.51	4765133.25	.50	9371864.50	1.21
FUEL	67161.38-	11.75-	67173.13-	168106.83-	.39	19498.96	.20	95889.05	1.75
DEMAND	.00	.00	.00	.00	.00	.00	.00	.00	.00
LIGHTS	132124.06	.00	132124.06	264397.29	.49	130842.51	.50	261585.50	1.01
INVESTMENT	.00	.00	.00	.00	.00	.00	.00	.00	.00
RENTAL/EQUIPMENT	.00	.00	.00	.00	.00	.00	.00	.00	.00
LM CREDITS	.00	.00	.00	.00	.00	.00	.00	.00	.00
INTEREST	2419.26-	.00	2419.26-	4433.18-	.54	4273.47-	.61	6990.78-	.63
CONTRACT	45395.97	.00	45395.97	113179.42	.40	6738.58	.49	13598.03	8.32
TOTAL ****	5949029.59	436.89	5949466.48	11625157.19	.51	4917939.83	.50	9735946.30	1.19
STATE TAX	39139.71	24.03	39163.74	76180.41	.51	36060.15	.50	71909.29	1.05
LOCAL TAX	182516.13	13.96	182530.09	354519.21	.51	147204.59	.50	293951.90	1.20
FRANCHISE TAX	7702.55	.00	7702.55	14879.23	.51	6606.18	.50	13059.40	1.13
GROSS TAX	.00	.00	.00	.00	.00	.00	.00	.00	.00
OTHER TAX	.00	.00	.00	.00	.00	.00	.00	.00	.00
TOTAL ****	229358.39	37.99	229396.38	445578.85	.51	189870.92	.50	378920.59	1.17
PENALTY	.00	47928.97	47928.97	52491.22	.91	76973.52	.49	155724.98	.33
REOCCUR CHARGES	.00	.00	.00	.00	.00	27.20	.73	36.80	.00
MISC CHARGES	9001.43	.00	9001.43	18758.77	.47	10590.91	.51	20461.56	.91
OTHER CHG BILLED	216357.12	.00	216357.12	384099.30	.56	29851.20	.19	149788.77	2.56
OTHER CHG ADJUSTED	.00	19.45	19.45	.00	.00	.00	.00	.00	.00
OTHER AMT 3	709.83-	9.00	700.83-	1685.68-	.41	691.66-	.51	1348.86-	1.24
TOTAL ****	224648.72	28.45	224677.17	401172.39	.56	39777.65	.23	168938.27	2.37
ANCILLARY SERVICES	.00	.00	.00	.00	.00	.00	.00	.00	.00
MEMBERSHIPS	155.00-	.00	155.00-	370.00-	.41	265.00-	.55	475.00-	.77
DEPOSITS	26911.00-	.00	26911.00-	37727.00-	.71	4051.00-	.31	12719.00-	2.96
OTHER DEPS	675.00-	.00	675.00-	12825.00	.05	675.00-	.40	1687.50-	7.60
TOTAL ****	27741.00-	.00	27741.00-	25272.00-	1.09	4991.00-	.33	14881.50-	1.69
GRAND TOTAL ****	6375295.70	48432.30	6423728.00	12499127.65	.51	5219570.92	.50	10424648.64	1.19

GRAND TOTALS									
	THIS YEAR					LAST YEAR			
	GROSS	ADJUSTMENTS	NET/MONTH	YTD	% CHG	MONTH	% CHG	YTD	% CHG
ENERGY	3781245.62	12806.29-	3768439.33	15188559.82	.24	3832463.52	.29	13204328.02	1.15
FUEL	14796.17-	245.89	14550.28-	182657.11-	.07	2290.45	.02	98179.50	1.86
DEMAND	.00	.00	.00	.00	.00	.00	.00	.00	.00
LIGHTS	132280.78	.00	132280.78	396678.07	.33	131121.73	.33	392707.23	1.01
INVESTMENT	.00	.00	.00	.00	.00	.00	.00	.00	.00
RENTAL/EQUIPMENT	.00	.00	.00	.00	.00	.00	.00	.00	.00
LM CREDITS	.00	.00	.00	.00	.00	.00	.00	.00	.00
INTEREST	1538.27-	.00	1538.27-	5971.45-	.25	2696.25-	.27	9687.03-	.61
CONTRACT	40987.00	.00	40987.00	154166.42	.26	6661.02	.32	20259.05	7.60
TOTAL ****	3938178.96	12560.40-	3925618.56	15550775.75	.25	3969840.47	.28	13705786.77	1.13
STATE TAX	32589.95	856.15-	31733.80	107914.21	.29	32638.82	.31	104548.11	1.03
LOCAL TAX	117581.07	399.60-	117181.47	471700.68	.24	118532.65	.28	412484.55	1.14
FRANCHISE TAX	5421.87	.00	5421.87	20301.10	.26	5612.09	.30	18671.49	1.08
GROSS TAX	.00	.00	.00	.00	.00	.00	.00	.00	.00
OTHER TAX	.00	.00	.00	.00	.00	.00	.00	.00	.00
TOTAL ****	155592.89	1255.75-	154337.14	599915.99	.25	156783.56	.29	535704.15	1.11
PENALTY	.00	116459.20	116459.20	168950.42	.68	482.77-	.00	155242.21	1.08
REOCCUR CHARGES	.00	.00	.00	.00	.00	9.60	.20	46.40	.00
MISC CHARGES	10359.61	.00	10359.61	29118.38	.35	10583.44	.34	31045.00	.93
OTHER CHG BILLED	59203.49	.00	59203.49	442375.45	.13	25410.52	.14	175199.29	2.52
OTHER CHG ADJUSTED	.00	927.34-	927.34-	.00	.00	.00	.00	.00	.00
OTHER AMT 3	2172.77-	31.50	2141.27-	3826.95-	.55	953.39-	.41	2302.25-	1.66
TOTAL ****	67390.33	895.84-	66494.49	467666.88	.14	35050.17	.17	203988.44	2.29
ANCILLARY SERVICES	.00	.00	.00	.00	.00	.00	.00	.00	.00
MEMBERSHIPS	200.00-	.00	200.00-	570.00-	.35	120.00-	.20	595.00-	.95
DEPOSITS	11496.00-	.00	11496.00-	49223.00-	.23	15243.00	6.03	2524.00	19.50
OTHER DEPS	675.00-	.00	675.00-	12150.00	.05	.00	.00	1687.50-	7.20
TOTAL ****	12371.00-	.00	12371.00-	37643.00-	.32	15123.00	62.62	241.50	155.87
GRAND TOTAL ****	4148791.18	101747.21	4250538.39	16749666.04	.25	4176314.43	.28	14600963.07	1.14

	GRAND TOTALS					LAST YEAR			
	GROSS	ADJUSTMENTS	NET/MONTH	YTD	% CHG	MONTH	% CHG	YTD	% CHG
ENERGY	3435676.21	109.82-	3435566.39	18624126.21	.18	3388434.58	.20	16592762.60	1.12
FUEL	212991.97-	.09	212991.88-	395648.99-	.53	14167.86-	.16	84011.64	4.70
DEMAND	.00	.00	.00	.00	.00	.00	.00	.00	.00
LIGHTS	132234.90	.00	132234.90	528912.97	.25	131213.22	.25	523920.45	1.00
INVESTMENT	.00	.00	.00	.00	.00	.00	.00	.00	.00
RENTAL/EQUIPMENT	.00	.00	.00	.00	.00	.00	.00	.00	.00
LM CREDITS	.00	.00	.00	.00	.00	.00	.00	.00	.00
INTEREST	1624.16-	.00	1624.16-	7595.61-	.21	3499.33-	.26	13186.36-	.57
CONTRACT	31369.30	.00	31369.30	185535.72	.16	6565.55	.24	26824.60	6.91
TOTAL ****	3384664.28	109.73-	3384554.55	18935330.30	.17	3508546.16	.20	17214332.93	1.09
STATE TAX	32066.41	3.56	32069.97	139984.18	.22	30705.53	.22	135253.64	1.03
LOCAL TAX	102709.26	.60-	102708.66	574409.34	.17	107159.78	.20	519644.33	1.10
FRANCHISE TAX	5204.44	.00	5204.44	25505.54	.20	5444.03	.22	24115.52	1.05
GROSS TAX	.00	.00	.00	.00	.00	.00	.00	.00	.00
OTHER TAX	.00	.00	.00	.00	.00	.00	.00	.00	.00
TOTAL ****	139980.11	2.96	139983.07	739899.06	.18	143309.34	.21	679013.49	1.08
PENALTY	.00	49275.80	49275.80	218226.22	.22	.00	.00	155242.21	1.40
REOCCUR CHARGES	.00	.00	.00	.00	.00	.00	.00	46.40	.00
MISC CHARGES	16794.35		16794.35	45912.73	.36	11191.77	.26	42236.77	1.08
OTHER CHG BILLED	103465.46		103465.46	546231.94	.18	103486.53	.37	278685.82	1.96
OTHER CHG ADJUSTED		391.03	391.03						
OTHER AMT 3	3340.95-	90.00	3250.95-	7077.90-	.45	1639.13-	.41	3941.38-	1.79
TOTAL ****	116918.86	481.03	117399.89	585066.77	.20	113039.17	.35	317027.61	1.84
ANCILLARY SERVICES	.00		.00						
MEMBERSHIPS	145.00-		145.00-	715.00-	.20	125.00-	.17	720.00-	.99
DEPOSITS	3984.00		3984.00	45239.00-	.08	5809.00	.69	8333.00	5.42
OTHER DEPS	1600.00-		1600.00-	10550.00	.15	.00	.00	1687.50-	6.25
TOTAL ****	2239.00		2239.00	35404.00-	.06	5684.00	.95	5925.50	5.97
GRAND TOTAL ****	3643802.25	49650.06	3693452.31	20443118.35	.18	3770578.67	.20	18371541.74	1.11

GRAND TOTALS									
	THIS YEAR					LAST YEAR			
	GROSS	ADJUSTMENTS	NET/MONTH	YTD	% CHG	MONTH	% CHG	YTD	% CHG
ENERGY	3439661.23	10430.11	3450091.34	22074217.55	.15	3345127.15	.16	19937889.75	1.10
FUEL	67498.60-	237.81-	67736.41-	463385.40-	.14	40911.03-	.94	43100.61	10.75
DEMAND	.00	.00	.00	.00	.00	.00	.00	.00	.00
LIGHTS	132616.47	.00	132616.47	661529.44	.20	131403.29	.20	655323.74	1.00
INVESTMENT	.00	.00	.00	.00	.00	.00	.00	.00	.00
RENTAL/EQUIPMENT	.00	.00	.00	.00	.00	.00	.00	.00	.00
LM CREDITS	.00	.00	.00	.00	.00	.00	.00	.00	.00
INTEREST	1201.29-	.00	1201.29-	8796.90-	.13	3170.72-	.19	16357.08-	.53
CONTRACT	15623.59	.00	15623.59	201159.31	.07	6532.55	.19	33357.15	6.03
TOTAL ****	3519201.40	10192.30	3529393.70	22464724.00	.15	3438981.24	.16	20653314.17	1.08
STATE TAX	32842.20	3.57-	32838.63	172822.81	.19	31026.35	.18	166279.99	1.03
LOCAL TAX	103721.07	306.07	104027.14	678436.48	.15	103764.82	.16	623409.15	1.08
FRANCHISE TAX	5280.30	2.07	5282.37	30787.91	.17	5182.66	.17	29298.18	1.05
GROSS TAX	.00	.00	.00	.00	.00	.00	.00	.00	.00
OTHER TAX	.00	.00	.00	.00	.00	.00	.00	.00	.00
TOTAL ****	141843.57	304.57	142148.14	882047.20	.16	139973.83	.17	818987.32	1.07
PENALTY	.00	36542.97	36542.97	254769.19	.14	.00	.00	155242.21	1.64
REOCCUR CHARGES	.00	.00	.00	.00	.00	.00	.00	46.40	.00
MISC CHARGES	6984.70	.00	6984.70	52897.43	.13	10145.60	.19	52382.37	1.00
OTHER CHG BILLED	5228.23-	.00	5228.23-	541367.01	.00	64639.01	.18	343324.83	1.57
OTHER CHG ADJUSTED		363.30	363.30						
OTHER AMT 3	3425.96-	40.50	3385.46-	10463.36-	.32	1348.47-	.25	5289.85-	1.97
TOTAL ****	1669.49-	403.80	1265.69-	583801.08	.00	73436.14	.18	390463.75	1.49
ANCILLARY SERVICES	.00	.00	.00						
MEMBERSHIPS	180.00-	.00	180.00-	895.00-	.20	40.00-	.05	760.00-	1.17
DEPOSITS	15907.00	.00	15907.00	29332.00-	.54	13296.00	.61	21629.00	1.35
OTHER DEPS	.00	.00	.00	10550.00	.00	8000.00	1.26	6312.50	1.67
TOTAL ****	15727.00	.00	15727.00	19677.00-	.79	21256.00	.78	27181.50	.72
GRAND TOTAL ****	3675102.48	47443.64	3722546.12	24165664.47	.15	3673647.21	.16	22045188.95	1.09

GRAND TOTALS

	THIS YEAR					LAST YEAR			
	GROSS	ADJUSTMENTS	NET/MONTH	YTD	% CHG	MONTH	% CHG	YTD	% CHG
ENERGY	4151476.36	227.94	4151704.30	26225921.85	.15	4062695.06	.16	24000584.81	1.09
FUEL	80176.47-	6.80-	80183.27-	543568.67-	.14	118564.43-	1.57	75463.82-	7.20
DEMAND	.00	.00	.00	.00	.00	.00	.00	.00	.00
LIGHTS	132713.93	.00	132713.93	794243.37	.16	131425.75	.16	786749.49	1.00
INVESTMENT	.00	.00	.00	.00	.00	.00	.00	.00	.00
RENTAL/EQUIPMENT	.00	.00	.00	.00	.00	.00	.00	.00	.00
LM CREDITS	.00	.00	.00	.00	.00	.00	.00	.00	.00
INTEREST	987.55-	.00	987.55-	9784.45-	.10	2937.83-	.15	19294.91-	.50
CONTRACT	14595.72	.00	14595.72	215755.03	.06	6504.39	.16	39861.54	5.41
TOTAL ****	4217621.99	221.14	4217843.13	26682567.13	.15	4079122.94	.16	24732437.11	1.07
STATE TAX	38549.12	59.31-	38489.81	211312.62	.18	36223.90	.17	202503.89	1.04
LOCAL TAX	127378.35	11.40	127389.75	805826.23	.15	123560.91	.16	746970.06	1.07
FRANCHISE TAX	7010.51	.00	7010.51	37798.42	.18	6795.05	.18	36093.23	1.04
GROSS TAX	.00	.00	.00	.00	.00	.00	.00	.00	.00
OTHER TAX	.00	.00	.00	.00	.00	.00	.00	.00	.00
TOTAL ****	172937.98	47.91-	172890.07	1054937.27	.16	166579.86	.16	985567.18	1.07
PENALTY	.00	39996.89	39996.89	294766.08	.13	.00	.00	155242.21	1.89
REOCCUR CHARGES	.00		.00	.00	.00	.00	.00	46.40	.00
MISC CHARGES	13219.62		13219.62	66117.05	.19	15280.07	.22	67662.44	.97
OTHER CHG BILLED	117576.29		117576.29	658941.02	.17	86050.49	.20	429375.32	1.53
OTHER CHG ADJUSTED		2.28-		2.28-					
OTHER AMT 3	3369.27-	94.50	3274.77-	13738.13-	.23	1725.93-	.24	7015.78-	1.95
TOTAL ****	127426.64	92.22	127518.86	711319.94	.17	99604.63	.20	490068.38	1.45
ANCILLARY SERVICES	.00		.00						
MEMBERSHIPS	130.00		130.00	765.00-	.16	185.00-	.19	945.00-	.80
DEPOSITS	5320.00-		5320.00-	34652.00-	.15	3014.00-	.16	18615.00	1.86
OTHER DEPS	.00		.00	10550.00	.00	.00	.00	6312.50	1.67
TOTAL ****	5190.00-		5190.00-	24867.00-	.20	3199.00-	.13	23982.50	1.03
GRAND TOTAL ****	4512796.61	40262.34	4553058.95	28718723.42	.15	4342108.43	.16	26387297.38	1.08

	GRAND TOTALS THIS YEAR					LAST YEAR			
	GROSS	ADJUSTMENTS	NET/MONTH	YTD	% CHG	MONTH	% CHG	YTD	% CHG
ENERGY	4590704.78	932.19	4591636.97	30817558.82	.14	4633474.63	.16	28634059.44	1.07
FUEL	113183.49-	22.39-	113205.88-	656774.55-	.17	49498.68-	.39	124962.50-	5.25
DEMAND	.00	.00	.00	.00	.00	.00	.00	.00	.00
LIGHTS	132960.88	.00	132960.88	927204.25	.14	131526.39	.14	918275.88	1.00
INVESTMENT	.00	.00	.00	.00	.00	.00	.00	.00	.00
RENTAL/EQUIPMENT	.00	.00	.00	.00	.00	.00	.00	.00	.00
LM CREDITS	.00	.00	.00	.00	.00	.00	.00	.00	.00
INTEREST	778.69-	.00	778.69-	10563.14-	.07	2968.67-	.13	22263.58-	.47
CONTRACT	13342.25	.00	13342.25	229097.28	.05	6456.62	.13	46318.16	4.94
TOTAL ****	4623045.73	909.80	4623955.53	31306522.66	.14	4718990.29	.16	29451427.40	1.06
STATE TAX	41670.29	.00	41670.29	252982.91	.16	39671.78	.16	242175.67	1.04
LOCAL TAX	142668.79	30.60	142699.39	948525.62	.15	144381.24	.16	891351.30	1.06
FRANCHISE TAX	7923.45	.00	7923.45	45721.87	.17	7956.31	.18	44049.54	1.03
GROSS TAX	.00	.00	.00	.00	.00	.00	.00	.00	.00
OTHER TAX	.00	.00	.00	.00	.00	.00	.00	.00	.00
TOTAL ****	192262.53	30.60	192293.13	1247230.40	.15	192009.33	.16	1177576.51	1.05
PENALTY	.00	50350.10	50350.10	345116.18	.14	.00	.00	155242.21	2.22
REOCCUR CHARGES	.00	.00	.00	.00	.00	.00	.00	46.40	.00
MISC CHARGES	10413.98	.00	10413.98	76531.03	.13	11287.46	.14	78949.90	.96
OTHER CHG BILLED	224940.02	.00	224940.02	883922.79	.25	133497.77	.23	562873.09	1.57
OTHER CHG ADJUSTED		41.75	41.75						
OTHER AMT 3	3042.47-	67.50	2974.97-	16713.10-	.17	1424.06-	.16	8439.84-	1.98
TOTAL ****	232311.53	109.25	232420.78	943740.72	.24	143361.17	.22	633429.55	1.48
ANCILLARY SERVICES	.00		.00						
MEMBERSHIPS	300.00-		300.00-	1065.00-	.28	270.00-	.22	1215.00-	.87
DEPOSITS	22983.00		22983.00	11669.00-	1.96	7735.00-	.29	26350.00	.44
OTHER DEPS	.00		.00	10550.00	.00	675.00-	.11	5637.50	1.87
TOTAL ****	22683.00		22683.00	2184.00-	10.38	6790.00	.22	30772.50	.07
GRAND TOTAL ****	5070302.79	51399.75	5121702.54	33840425.96	.15	5061150.79	.16	31448448.17	1.07

GRAND TOTALS									
	THIS YEAR					LAST YEAR			
	GROSS	ADJUSTMENTS	NET/MONTH	YTD	% CHG	MONTH	% CHG	YTD	% CHG
ENERGY	4725597.84	204.92	4725802.76	35543361.58	.13	4323715.00	.13	32957774.44	1.07
FUEL	8153.31-	11.22-	8164.53-	664939.08-	.01	63999.95-	.33	188962.45-	3.51
DEMAND	.00	.00	.00	.00	.00	.00	.00	.00	.00
LIGHTS	133045.05	.00	133045.05	1060249.30	.12	131457.96	.12	1049733.84	1.01
INVESTMENT	.00	.00	.00	.00	.00	.00	.00	.00	.00
RENTAL/EQUIPMENT	.00	.00	.00	.00	.00	.00	.00	.00	.00
LM CREDITS	.00	.00	.00	.00	.00	.00	.00	.00	.00
INTEREST	1336.43-	.00	1336.43-	11899.57-	.11	3380.43-	.13	25644.01-	.46
CONTRACT	13585.46	.00	13585.46	242682.74	.05	6444.79	.12	52762.95	4.59
ROUNDUP	.98	.00	.98	.98	1.00	.00	.00	.00	.00
TOTAL ****	4862739.59	193.70	4862933.29	36169455.95	.13	4394237.37	.12	33845664.77	1.06
STATE TAX	43551.80	.00	43551.80	296534.71	.14	39956.57	.14	282132.24	1.05
LOCAL TAX	148479.48	8.22	148487.70	1097013.32	.13	137314.82	.13	1028666.12	1.06
FRANCHISE TAX	8379.39	1.44	8380.83	54102.70	.15	8379.52	.15	52429.06	1.03
GROSS TAX	.00	.00	.00	.00	.00	.00	.00	.00	.00
OTHER TAX	.00	.00	.00	.00	.00	.00	.00	.00	.00
TOTAL ****	200410.67	9.66	200420.33	1447650.73	.13	185650.91	.13	1363227.42	1.06
PENALTY	.00	55226.62	55226.62	400342.80	.13	.00	.00	155242.21	2.57
REOCCUR CHARGES	.00	.00	.00	.00	.00	.00	.00	46.40	.00
MISC CHARGES	15681.62	.00	15681.62	92212.65	.17	73585.85-	13.71	5364.05	17.19
OTHER CHG BILLED	175402.72	.00	175402.72	1058858.49	.16	217711.27	.27	780584.36	1.35
OTHER CHG ADJUSTED	.00	467.02-	467.02-	.00	.00	.00	.00	.00	.00
OTHER AMT 3	3038.13-	49.50	2988.63-	19701.73-	.15	1430.02-	.14	9869.86-	1.99
TOTAL ****	188046.21	417.52-	187628.69	1131369.41	.16	142695.40	.18	776124.95	1.45
ANCILLARY SERVICES	.00	.00	.00	.00	.00	.00	.00	.00	.00
MEMBERSHIPS	310.00-	.00	310.00-	1375.00-	.22	325.00-	.21	1540.00-	.89
DEPOSITS	14840.00-	.00	14840.00-	26509.00-	.55	79255.00	.75	105605.00	.25
OTHER DEPS	.00	.00	.00	10550.00	.00	.00	.00	5637.50	1.87
TOTAL ****	15150.00-	.00	15150.00-	17334.00-	.87	78930.00	.71	109702.50	.15
GRAND TOTAL ****	5236046.47	55012.46	5291058.93	39131484.89	.13	4801513.68	.13	36249961.85	1.07

GRAND TOTALS

	THIS YEAR					LAST YEAR			
	GROSS	ADJUSTMENTS	NET/MONTH	YTD	% CHG	MONTH	% CHG	YTD	% CHG
ENERGY	4037281.92	777.12	4038059.04	39581420.62	.10	7537338.86	.18	40495113.30	.97
FUEL	21506.59-	1.70-	21508.29-	686447.37-	.03	17639.90	.10	171322.55-	4.00
DEMAND	.00	.00	.00	.00	.00	.00	.00	.00	.00
LIGHTS	133228.37	.00	133228.37	1193477.67	.11	263336.44	.20	1313070.28	.90
INVESTMENT	.00	.00	.00	.00	.00	.00	.00	.00	.00
RENTAL/EQUIPMENT	.00	.00	.00	.00	.00	.00	.00	.00	.00
LM CREDITS	.00	.00	.00	.00	.00	.00	.00	.00	.00
INTEREST	485.50-	.00	485.50-	12385.07-	.03	5547.58-	.17	31191.59-	.39
CONTRACT	12346.76	.00	12346.76	255029.50	.04	12619.50	.19	65382.45	3.90
TOTAL ****	4160864.96	775.42	4161640.38	40331096.33	.10	7825387.12	.18	41671051.89	.96
STATE TAX	40910.71	8.07-	40902.64	337437.35	.12	77899.70	.21	360031.94	.93
LOCAL TAX	127044.83	25.80	127070.63	1224083.95	.10	246360.92	.19	1275027.04	.96
FRANCHISE TAX	7496.83	.00	7496.83	61599.53	.12	12847.70	.19	65276.76	.94
GROSS TAX	.00	.00	.00	.00	.00	.00	.00	.00	.00
OTHER TAX	.00	.00	.00	.00	.00	.00	.00	.00	.00
TOTAL ****	175452.37	17.73	175470.10	1623120.83	.10	337108.32	.19	1700335.74	.95
PENALTY	.00	58308.40	58308.40	458651.20	.12	.00	.00	155242.21	2.95
REOCCUR CHARGES	.00	.00	.00	.00	.00	.00	.00	46.40	.00
MISC CHARGES	10427.02	.00	10427.02	102639.67	.10	49782.42	.90	55146.47	1.86
OTHER CHG BILLED	162579.40	.00	162579.40	1221851.81	.13	491139.84	.38	1271724.20	.96
OTHER CHG ADJUSTED	.00	413.92	413.92	.00	.00	.00	.00	.00	.00
OTHER AMT 3	3199.50-	45.00	3154.50-	22856.23-	.13	3264.60-	.24	13134.46-	1.74
TOTAL ****	169806.92	458.92	170265.84	1301635.25	.13	537657.66	.40	1313782.61	.99
ANCILLARY SERVICES	.00	.00	.00	.00	.00	.00	.00	.00	.00
MEMBERSHIPS	305.00-	.00	305.00-	1680.00-	.18	480.00-	.23	2020.00-	.83
DEPOSITS	5229.00	.00	5229.00	21280.00-	.24	6338.00-	.06	99267.00	.21
OTHER DEFS	.00	.00	.00	10550.00	.00	.00	.00	5637.50	1.87
TOTAL ****	4924.00	.00	4924.00	12410.00-	.39	6818.00-	.06	102884.50	.12
GRAND TOTAL ****	4511048.25	59560.47	4570608.72	43702093.61	.10	8693335.10	.19	44943296.95	.97

GRAND TOTALS

	THIS YEAR					LAST YEAR			
	GROSS	ADJUSTMENTS	NET/MONTH	YTD	% CHG	MONTH	% CHG	YTD	% CHG
ENERGY	3543624.14	87.99-	3543536.15	43124956.77	.08	3411612.53	.07	43906725.83	.98
FUEL	32111.16-	.86-	32112.02-	718559.39-	.04	28683.38-	.14	200005.93-	3.59
DEMAND	.00	.00	.00	.00	.00	.00	.00	.00	.00
LIGHTS	133567.71	.00	133567.71	1327045.38	.10	132003.22	.09	1445073.50	.91
INVESTMENT	.00	.00	.00	.00	.00	.00	.00	.00	.00
RENTAL/EQUIPMENT	.00	.00	.00	.00	.00	.00	.00	.00	.00
LM CREDITS	.00	.00	.00	.00	.00	.00	.00	.00	.00
INTEREST	459.16-	.00	459.16-	12844.23-	.03	2026.72-	.06	33218.31-	.38
CONTRACT	11731.17	.00	11731.17	266760.67	.04	10538.51	.13	75920.96	3.51
TOTAL ****	3656352.70	88.85-	3656263.85	43987360.18	.08	3523444.16	.07	45194496.05	.97
STATE TAX	37837.85	3.54	37841.39	375278.74	.10	35210.88	.08	395242.82	.94
LOCAL TAX	113311.42	4.35	113315.77	1337399.72	.08	109356.50	.07	1384383.54	.96
FRANCHISE TAX	6118.40	.00	6118.40	67717.93	.09	5538.74	.07	70815.50	.95
GROSS TAX	.00	.00	.00	.00	.00	.00	.00	.00	.00
OTHER TAX	.00	.00	.00	.00	.00	.00	.00	.00	.00
TOTAL ****	157267.67	7.89	157275.56	1780396.39	.08	150106.12	.08	1850441.86	.96
PENALTY	.00	53268.92	53268.92	511920.12	.10	1703.31	.01	156945.52	3.26
REOCCUR CHARGES	.00	.00	.00	.00	.00	.00	.00	46.40	.00
MISC CHARGES	14100.88		14100.88	116740.55	.12	13274.29	.19	68420.76	1.70
OTHER CHG BILLED	211571.58		211571.58	1433496.33	.14	165505.33	.11	1437229.53	.99
OTHER CHG ADJUSTED		72.94	72.94						
OTHER AMT 3	3555.90-	228.23	3327.67-	26183.90-	.12	1605.47-	.10	14739.93-	1.77
TOTAL ****	222116.56	301.17	222417.73	1524052.98	.14	177174.15	.11	1490956.76	1.02
ANCILLARY SERVICES	.00		.00						
MEMBERSHIPS	315.00-		315.00-	1995.00-	.15	190.00-	.08	2210.00-	.90
DEPOSITS	10034.64-		10034.64-	31314.64-	.32	20233.00-	.25	79034.00	.39
OTHER DEPS	.00		.00	10550.00	.00	.00	.00	5637.50	1.87
TOTAL ****	10349.64-		10349.64-	22759.64-	.45	20423.00-	.24	82461.50	.27
GRAND TOTAL ****	4025387.29	53489.13	4078876.42	47780970.03	.08	3832004.74	.07	48775301.69	.97

	GRAND TOTALS THIS YEAR					LAST YEAR			
	GROSS	ADJUSTMENTS	NET/MONTH	YTD	% CHG	MONTH	% CHG	YTD	% CHG
ENERGY	4307698.19	110.87	4307809.06	47432765.83	.09	3906355.66	.08	47813081.49	.99
FUEL	39571.16-	2.78-	39573.94-	758133.33-	.05	69298.25-	.25	269304.18-	2.81
DEMAND	.00	.00	.00	.00	.00	.00	.00	.00	.00
LIGHTS	134182.18	7.29-	134174.89	1461220.27	.09	132215.02	.08	1577288.52	.92
INVESTMENT	.00	.00	.00	.00	.00	.00	.00	.00	.00
RENTAL/EQUIPMENT	.00	.00	.00	.00	.00	.00	.00	.00	.00
LM CREDITS	.00	.00	.00	.00	.00	.00	.00	.00	.00
INTEREST	319.03-	.00	319.03-	13163.26-	.02	2138.90-	.06	35357.21-	.37
CONTRACT	7729.21	.00	7729.21	274489.88	.02	52557.33	.40	128478.29	2.13
TOTAL ****	4409719.39	100.80	4409820.19	48397180.37	.09	4019690.86	.08	49214186.91	.98
STATE TAX	36420.89	.00	36420.89	411699.63	.08	33775.71	.07	429018.53	.95
LOCAL TAX	131839.25	7.86	131847.11	1469246.83	.08	119640.91	.07	1504024.45	.97
FRANCHISE TAX	5907.76	.00	5907.76	73625.69	.08	5659.70	.07	76475.20	.96
GROSS TAX	.00	.00	.00	.00	.00	.00	.00	.00	.00
OTHER TAX	.00	.00	.00	.00	.00	.00	.00	.00	.00
TOTAL ****	174167.90	7.86	174175.76	1954572.15	.08	159076.32	.07	2009518.18	.97
PENALTY	.00	43524.15	43524.15	555444.27	.07	2727.42	.01	159672.94	3.47
REOCCUR CHARGES	.00	.00	.00	.00	.00	.00	.00	46.40	.00
MISC CHARGES	13033.16	.00	13033.16	129773.71	.10	7897.40	.10	76318.16	1.70
OTHER CHG BILLED	73619.72	.00	73619.72	1507134.37	.04	53060.80	.03	1490290.33	1.01
OTHER CHG ADJUSTED		18.32	18.32						
OTHER AMT 3	2954.45-	143.15	2811.30-	28995.20-	.09	1461.07-	.09	16201.00-	1.78
TOTAL ****	83698.43	161.47	83859.90	1607912.88	.05	59497.13	.03	1550453.89	1.03
ANCILLARY SERVICES	.00		.00						
MEMBERSHIPS	185.00-		185.00-	2180.00-	.08	315.00-	.12	2525.00-	.86
DEPOSITS	8108.00-		8108.00-	39422.64-	.20	10516.00-	.15	68518.00	.57
OTHER DEPS	2000.00-		2000.00-	8550.00	.23	2000.00-	.54	3637.50	2.35
TOTAL ****	10293.00-		10293.00-	33052.64-	.31	12831.00-	.18	69630.50	.47
GRAND TOTAL ****	4657292.72	43794.28	4701087.00	52482057.03	.08	4228160.73	.07	53003462.42	.99

GRAND TOTALS

	THIS YEAR					LAST YEAR			
	GROSS	ADJUSTMENTS	NET/MONTH	YTD	% CHG	MONTH	% CHG	YTD	% CHG
ENERGY	4454838.99	482.81	4455321.80	51888087.63	.08	4954263.93	.09	52767345.42	.98
FUEL	271042.73	18.11	271060.84	487072.49-	.55	24764.35-	.08	294068.53-	1.65
DEMAND	.00	.00	.00	.00	.00	.00	.00	.00	.00
LIGHTS	134430.96	.00	134430.96	1595651.23	.08	132255.08	.07	1709543.60	.93
INVESTMENT	.00	.00	.00	.00	.00	.00	.00	.00	.00
RENTAL/EQUIPMENT	.00	.00	.00	.00	.00	.00	.00	.00	.00
LM CREDITS	.00	.00	.00	.00	.00	.00	.00	.00	.00
INTEREST	99.69-	.00	99.69-	13262.95-	.00	1663.81-	.04	37021.02-	.35
CONTRACT	7260.63	.00	7260.63	281750.51	.02	53446.24	.29	181924.53	1.54
TOTAL ****	4867473.62	500.92	4867974.54	53265154.91	.09	5113537.09	.09	54327724.00	.98
STATE TAX	38412.17	10.92	38423.09	450122.72	.08	34713.95	.07	463732.48	.97
LOCAL TAX	148804.18	10.39	148814.57	1618061.40	.09	154536.42	.09	1658560.87	.97
FRANCHISE TAX	6737.60	1.28-	6736.32	80362.01	.08	6482.72	.07	82957.92	.96
GROSS TAX	.00	.00	.00	.00	.00	.00	.00	.00	.00
OTHER TAX	.00	.00	.00	.00	.00	.00	.00	.00	.00
TOTAL ****	193953.95	20.03	193973.98	2148546.13	.09	195733.09	.08	2205251.27	.97
PENALTY	.00	58277.43	58277.43	613721.70	.09	5692.25	.03	165365.19	3.71
REOCCUR CHARGES	.00		.00	.00	.00	.00	.00	46.40	.00
MISC CHARGES	8956.66		8956.66	138730.37	.06	11309.87	.12	87628.03	1.58
OTHER CHG BILLED	178975.54		178975.54	1686131.16	.10	125217.14	.07	1615507.47	1.04
OTHER CHG ADJUSTED		21.25	21.25						
OTHER AMT 3	2697.73-	187.73	2510.00-	31505.20-	.07	809.64-	.04	17010.64-	1.85
TOTAL ****	185234.47	208.98	185443.45	1793356.33	.10	135717.37	.08	1686171.26	1.06
ANCILLARY SERVICES	.00		.00						
MEMBERSHIPS	220.00-		220.00-	2400.00-	.09	145.00-	.05	2670.00-	.89
DEPOSITS	7563.58-		7563.58-	46986.22-	.16	1275.00	.01	69793.00	.67
OTHER DEPS	1012.50-		1012.50-	7537.50	.13	8987.50	.71	12625.00	.59
TOTAL ****	8796.08-		8796.08-	41848.72-	.21	10117.50	.12	79748.00	.52
GRAND TOTAL ****	5237865.96	59007.36	5296873.32	57778930.35	.09	5460797.30	.09	58464259.72	.98

GRAND TOTALS

	THIS YEAR					LAST YEAR			
	GROSS	ADJUSTMENTS	NET/MONTH	YTD	% CHG	MONTH	% CHG	YTD	% CHG
ENERGY	5726278.88	4.18-	5726274.70	5726274.70	1.00	5578581.65	1.00	5578581.65	1.02
FUEL	328627.11	4.49	328631.60	328631.60	1.00	100933.70-	1.00	100933.70-	3.25
DEMAND	.00	.00	.00	.00	.00	.00	.00	.00	.00
LIGHTS	134524.07	.00	134524.07	134524.07	1.00	132273.23	1.00	132273.23	1.01
INVESTMENT	.00	.00	.00	.00	.00	.00	.00	.00	.00
RENTAL/EQUIPMENT	.00	.00	.00	.00	.00	.00	.00	.00	.00
LM CREDITS	.00	.00	.00	.00	.00	.00	.00	.00	.00
INTEREST	118.86-	.00	118.86-	118.86-	1.00	2013.92-	1.00	2013.92-	.05
CONTRACT	7977.27	.00	7977.27	7977.27	1.00	67783.45	1.00	67783.45	.11
TOTAL ****	6197288.47	.31	6197288.78	6197288.78	1.00	5675690.71	1.00	5675690.71	1.09
STATE TAX	42168.82	.00	42168.82	42168.82	1.00	37016.67	1.00	37016.67	1.13
LOCAL TAX	193276.46	2.12	193278.58	193278.58	1.00	171989.12	1.00	171989.12	1.12
FRANCHISE TAX	7788.67	1.18	7789.85	7789.85	1.00	7176.68	1.00	7176.68	1.08
GROSS TAX	.00	.00	.00	.00	.00	.00	.00	.00	.00
OTHER TAX	.00	.00	.00	.00	.00	.00	.00	.00	.00
TOTAL ****	243233.95	3.30	243237.25	243237.25	1.00	216182.47	1.00	216182.47	1.12
PENALTY	.00	77800.22	77800.22	77800.22	1.00	4562.25	1.00	4562.25	17.05
REOCCUR CHARGES	.00	.00	.00	.00	.00	.00	.00	.00	.00
MISC CHARGES	8613.98	.00	8613.98	8613.98	1.00	9757.34	1.00	9757.34	.88
OTHER CHG BILLED	329968.93	.00	329968.93	329971.89	.99	167722.73	1.00	167722.73	1.96
OTHER CHG ADJUSTED		2.96	2.96						
OTHER AMT 3	1645.37-	67.08	1578.29-	1578.29-	1.00	984.85-	1.00	984.85-	1.60
TOTAL ****	336937.54	70.04	337007.58	337007.58	1.00	176495.22	1.00	176495.22	1.90
ANCILLARY SERVICES	.00		.00						
MEMBERSHIPS	245.00-		245.00-	245.00-	1.00	215.00-	1.00	215.00-	1.13
DEPOSITS	7491.00-		7491.00-	7491.00-	1.00	10816.00-	1.00	10816.00-	.69
OTHER DEPS	.00		.00	.00	.00	13500.00	1.00	13500.00	.00
TOTAL ****	7736.00-		7736.00-	7736.00-	1.00	2469.00	1.00	2469.00	3.13
GRAND TOTAL ****	6769723.96	77873.87	6847597.83	6847597.83	1.00	6075399.65	1.00	6075399.65	1.12

	THIS YEAR					LAST YEAR				
	GROSS	ADJUSTMENTS	NET/MONTH	YTD	% CHG	MONTH	% CHG	YTD	% CHG	
ENERGY	5215391.93	1090.24	5216482.17	10942756.87	.47	5841538.84	.51	11420120.49	.95	
FUEL	396831.71	94.06	396925.77	725557.37	.54	67173.13-	.39	168106.83-	4.31	
DEMAND	.00	.00	.00	.00	.00	.00	.00	.00	.00	
LIGHTS	134455.32	.00	134455.32	268979.39	.49	132124.06	.49	264397.29	1.01	
INVESTMENT	.00	.00	.00	.00	.00	.00	.00	.00	.00	
RENTAL/EQUIPMENT	.00	.00	.00	.00	.00	.00	.00	.00	.00	
LM CREDITS	.00	.00	.00	.00	.00	.00	.00	.00	.00	
INTEREST	178.76-	.00	178.76-	297.62-	.60	2419.26-	.54	4433.18-	.06	
CONTRACT	9611.64	.00	9611.64	17588.91	.54	45395.97	.40	113179.42	.15	
TOTAL ****	5756111.84	1184.30	5757296.14	11954584.92	.48	5949466.48	.51	11625157.19	1.02	
STATE TAX	41335.05	157.46-	41177.59	83346.41	.49	39163.74	.51	76180.41	1.09	
LOCAL TAX	175085.45	43.45	175128.90	368407.48	.47	182530.09	.51	354519.21	1.03	
FRANCHISE TAX	7748.25	.00	7748.25	15538.10	.49	7702.55	.51	14879.23	1.04	
GROSS TAX	.00	.00	.00	.00	.00	.00	.00	.00	.00	
OTHER TAX	.00	.00	.00	.00	.00	.00	.00	.00	.00	
TOTAL ****	224168.75	114.01-	224054.74	467291.99	.47	229396.38	.51	445578.85	1.04	
PENALTY	.00	93788.72	93788.72	171588.94	.54	47928.97	.91	52491.22	3.26	
REOCCUR CHARGES	.00	.00	.00	.00	.00	.00	.00	.00	.00	
MISC CHARGES	8649.31	.00	8649.31	17263.29	.50	9001.43	.47	18758.77	.92	
OTHER CHG BILLED	178656.89	.00	178656.89	508715.83	.35	216376.57	.56	384099.30	1.32	
OTHER CHG ADJUSTED	.00	87.05	87.05	.00	.00	.00	.00	.00	.00	
OTHER AMT 3	3498.28-	169.94	3328.34-	4906.63-	.67	700.83-	.41	1685.68-	2.91	
TOTAL ****	183807.92	256.99	184064.91	521072.49	.35	224677.17	.56	401172.39	1.29	
ANCILLARY SERVICES	.00	.00	.00	.00	.00	.00	.00	.00	.00	
MEMBERSHIPS	260.00-	.00	260.00-	505.00-	.51	155.00-	.41	370.00-	1.36	
DEPOSITS	46060.00-	.00	46060.00-	53551.00-	.86	26911.00-	.71	37727.00-	1.41	
OTHER DEPS	1350.00-	.00	1350.00-	1350.00-	1.00	675.00-	.05	12825.00	.10	
TOTAL ****	47670.00-	.00	47670.00-	55406.00-	.86	27741.00-	1.09	25272.00-	2.19	
GRAND TOTAL ****	6116418.51	95116.00	6211534.51	13059132.34	.47	6423728.00	.51	12499127.65	1.04	

GRAND TOTALS									
	THIS YEAR					LAST YEAR			
	GROSS	ADJUSTMENTS	NET/MONTH	YTD	% CHG	MONTH	% CHG	YTD	% CHG
ENERGY	4031425.45	414.63	4031840.08	14974596.95	.26	3768439.33	.24	15188559.82	.98
FUEL	480829.58	91.54	480921.12	1206478.49	.39	14550.28-	.07	182657.11-	6.60
DEMAND	.00	.00	.00	.00	.00	.00	.00	.00	.00
LIGHTS	134376.64	.00	134376.64	403356.03	.33	132280.78	.33	396678.07	1.01
INVESTMENT	.00	.00	.00	.00	.00	.00	.00	.00	.00
RENTAL/EQUIPMENT	.00	.00	.00	.00	.00	.00	.00	.00	.00
LM CREDITS	.00	.00	.00	.00	.00	.00	.00	.00	.00
INTEREST	147.97-	.00	147.97-	445.59-	.33	1538.27-	.25	5971.45-	.07
CONTRACT	9597.32	.00	9597.32	27186.23	.35	40987.00	.26	154166.42	.17
TOTAL ****	4656081.02	506.17	4656587.19	16611172.11	.28	3925618.56	.25	15550775.75	1.06
STATE TAX	40207.85	.00	40207.85	123554.26	.32	31733.80	.29	107914.21	1.14
LOCAL TAX	144163.60	24.56	144188.16	512595.64	.28	117181.47	.24	471700.68	1.08
FRANCHISE TAX	6700.81	.00	6700.81	22238.91	.30	5421.87	.26	20301.10	1.09
GROSS TAX	.00	.00	.00	.00	.00	.00	.00	.00	.00
OTHER TAX	.00	.00	.00	.00	.00	.00	.00	.00	.00
TOTAL ****	191072.26	24.56	191096.82	658388.81	.29	154337.14	.25	599915.99	1.09
PENALTY	.00	83514.28	83514.28	255103.22	.32	116459.20	.68	168950.42	1.50
REOCCUR CHARGES	.00	.00	.00	.00	.00	.00	.00	.00	.00
MISC CHARGES	10677.01	.00	10677.01	27940.30	.38	10359.61	.35	29118.38	.95
OTHER CHG BILLED	248801.51	.00	248801.51	757988.57	.32	58276.15	.13	442375.45	1.71
OTHER CHG ADJUSTED		471.23	471.23						
OTHER AMT 3	4853.94-	282.02	4571.92-	9478.55-	.48	2141.27-	.55	3826.95-	2.47
TOTAL ****	254624.58	753.25	255377.83	776450.32	.32	66494.49	.14	467666.88	1.66
ANCILLARY SERVICES	.00	.00	.00	.00	.00	.00	.00	.00	.00
MEMBERSHIPS	175.00-	.00	175.00-	680.00-	.25	200.00-	.35	570.00-	1.19
DEPOSITS	26113.00-	.00	26113.00-	79664.00-	.32	11496.00-	.23	49223.00-	1.61
OTHER DEPS	.00	.00	.00	1350.00-	.00	675.00-	.05	12150.00	.11
TOTAL ****	26288.00-	.00	26288.00-	81694.00-	.32	12371.00-	.32	37643.00-	2.17
GRAND TOTAL ****	5075489.86	84798.26	5160288.12	18219420.46	.28	4250538.39	.25	16749666.04	1.08

GRAND TOTALS

	THIS YEAR					LAST YEAR			
	GROSS	ADJUSTMENTS	NET/MONTH	YTD	% CHG	MONTH	% CHG	YTD	% CHG
ENERGY	3753696.63	343.87-	3753352.76	18727949.71	.20	3435566.39	.18	18624126.21	1.00
FUEL	745185.62	107.23-	745078.39	1951556.88	.38	212991.88-	.53	395648.99-	4.93
DEMAND	.00	.00	.00	.00	.00	.00	.00	.00	.00
LIGHTS	134468.50	.00	134468.50	537824.53	.25	132234.90	.25	528912.97	1.01
INVESTMENT	.00	.00	.00	.00	.00	.00	.00	.00	.00
RENTAL/EQUIPMENT	.00	.00	.00	.00	.00	.00	.00	.00	.00
LM CREDITS	.00	.00	.00	.00	.00	.00	.00	.00	.00
INTEREST	175.33-	.00	175.33-	620.92-	.28	1624.16-	.21	7595.61-	.08
CONTRACT	8787.16	.00	8787.16	35973.39	.24	31369.30	.16	185535.72	.19
TOTAL ****	4641962.58	451.10-	4641511.48	21252683.59	.21	3384554.55	.17	18935330.30	1.12
STATE TAX	41967.58	.00	41967.58	165521.84	.25	32069.97	.22	139984.18	1.18
LOCAL TAX	138442.34	19.78-	138422.56	651018.20	.21	102708.66	.17	574409.34	1.13
FRANCHISE TAX	7017.72	1.94-	7015.78	29254.69	.23	5204.44	.20	25505.54	1.14
GROSS TAX	.00	.00	.00	.00	.00	.00	.00	.00	.00
OTHER TAX	.00	.00	.00	.00	.00	.00	.00	.00	.00
TOTAL ****	187427.64	21.72-	187405.92	845794.73	.22	139983.07	.18	739899.06	1.14
PENALTY	.00	68247.54	68247.54	323350.76	.21	49275.80	.22	218226.22	1.48
REOCCUR CHARGES	.00	.00	.00	.00	.00	.00	.00	.00	.00
MISC CHARGES	20767.90		20767.90	48708.20	.42	16794.35	.36	45912.73	1.06
OTHER CHG BILLED	81215.21		81215.21	839449.93	.09	103856.49	.19	546231.94	1.53
OTHER CHG ADJUSTED		246.15	246.15						
OTHER AMT 3	5982.98-	142.52-	6125.50-	15604.05-	.39	3250.95-	.45	7077.90-	2.20
TOTAL ****	96000.13	103.63	96103.76	872554.08	.11	117399.89	.20	585066.77	1.49
ANCILLARY SERVICES	.00		.00						
MEMBERSHIPS	315.00-		315.00-	995.00-	.31	145.00-	.20	715.00-	1.39
DEPOSITS	8255.00-		8255.00-	87919.00-	.09	3984.00	.08	45239.00-	1.94
OTHER DEPS	1600.00-		1600.00-	2950.00-	.54	1600.00-	.15	10550.00	.27
TOTAL ****	10170.00-		10170.00-	91864.00-	.11	2239.00	.06	35404.00-	2.59
GRAND TOTAL ****	4915220.35	67878.35	4983098.70	23202519.16	.21	3693452.31	.18	20443118.35	1.13

	GRAND TOTALS THIS YEAR					LAST YEAR			
	GROSS	ADJUSTMENTS	NET/MONTH	YTD	% CHG	MONTH	% CHG	YTD	% CHG
ENERGY	3620373.28	4986.41-	3615386.87	22343336.58	.16	3450091.34	.15	22074217.55	1.01
FUEL	566668.84	1035.89-	565632.95	2517189.83	.22	67736.41-	.14	463385.40-	5.43
DEMAND	.00	.00	.00	.00	.00	.00	.00	.00	.00
LIGHTS	134393.92	.00	134393.92	672218.45	.19	132616.47	.20	661529.44	1.01
INVESTMENT	.00	.00	.00	.00	.00	.00	.00	.00	.00
RENTAL/EQUIPMENT	.00	.00	.00	.00	.00	.00	.00	.00	.00
LM CREDITS	.00	.00	.00	.00	.00	.00	.00	.00	.00
INTEREST	143.97-	.00	143.97-	764.89-	.18	1201.29-	.13	8796.90-	.08
CONTRACT	9026.82	.00	9026.82	45000.21	.20	15623.59	.07	201159.31	.22
TOTAL ****	4330318.89	6022.30-	4324296.59	25576980.18	.16	3529393.70	.15	22464724.00	1.13
STATE TAX	41583.33	.00	41583.33	207105.17	.20	32838.63	.19	172822.81	1.19
LOCAL TAX	127569.38	163.78-	127405.60	778423.80	.16	104027.14	.15	678436.48	1.14
FRANCHISE TAX	6869.83	2.72-	6867.11	36121.80	.19	5282.37	.17	30787.91	1.17
GROSS TAX	.00	.00	.00	.00	.00	.00	.00	.00	.00
OTHER TAX	.00	.00	.00	.00	.00	.00	.00	.00	.00
TOTAL ****	176022.54	166.50-	175856.04	1021650.77	.17	142148.14	.16	882047.20	1.15
PENALTY	.00	59085.37	59085.37	382436.13	.15	36542.97	.14	254769.19	1.50
REOCCUR CHARGES	.00	.00	.00	.00	.00	.00	.00	.00	.00
MISC CHARGES	10320.87		10320.87	59029.07	.17	6984.70	.13	52897.43	1.11
OTHER CHG BILLED	23840.44		23840.44	862775.64	.02	4864.93-	.00	541367.01	1.59
OTHER CHG ADJUSTED		514.73-	514.73-						
OTHER AMT 3	6286.30-	675.48	5610.82-	21214.87-	.26	3385.46-	.32	10463.36-	2.02
TOTAL ****	27875.01	160.75	28035.76	900589.84	.03	1265.69-	.00	583801.08	1.54
ANCILLARY SERVICES	.00		.00						
MEMBERSHIPS	250.00-		250.00-	1245.00-	.20	180.00-	.20	895.00-	1.39
DEPOSITS	25940.00-		25940.00-	113859.00-	.22	15907.00	.54	29332.00-	3.88
OTHER DEPS	.00		.00	2950.00-	.00	.00	.00	10550.00	.27
TOTAL ****	26190.00-		26190.00-	118054.00-	.22	15727.00	.79	19677.00-	5.99
GRAND TOTAL ****	4508026.44	53057.32	4561083.76	27763602.92	.16	3722546.12	.15	24165664.47	1.14

GRAND TOTALS									
	THIS YEAR					LAST YEAR			
	GROSS	ADJUSTMENTS	NET/MONTH	YTD	% CHG	MONTH	% CHG	YTD	% CHG
ENERGY	4417654.98	265.53	4417920.51	26761257.09	.16	4151704.30	.15	26225921.85	1.02
FUEL	733215.52	88.98	733304.50	3250494.33	.22	80183.27-	.14	543568.67-	5.97
DEMAND	.00	.00	.00	.00	.00	.00	.00	.00	.00
LIGHTS	134314.06	.00	134314.06	806532.51	.16	132713.93	.16	794243.37	1.01
INVESTMENT	.00	.00	.00	.00	.00	.00	.00	.00	.00
RENTAL/EQUIPMENT	.00	.00	.00	.00	.00	.00	.00	.00	.00
LM CREDITS	.00	.00	.00	.00	.00	.00	.00	.00	.00
INTEREST	128.80-	.00	128.80-	893.69-	.14	987.55-	.10	9784.45-	.09
CONTRACT	9229.18	.00	9229.18	54229.39	.17	14595.72	.06	215755.03	.25
TOTAL ****	5294284.94	354.51	5294639.45	30871619.63	.17	4217843.13	.15	26682567.13	1.15
STATE TAX	46590.81	.00	46590.81	253695.98	.18	38489.81	.18	211312.62	1.20
LOCAL TAX	155196.63	14.91	155211.54	933635.34	.16	127389.75	.15	805826.23	1.15
FRANCHISE TAX	8636.84	.63-	8636.21	44758.01	.19	7010.51	.18	37798.42	1.18
GROSS TAX	.00	.00	.00	.00	.00	.00	.00	.00	.00
OTHER TAX	.00	.00	.00	.00	.00	.00	.00	.00	.00
TOTAL ****	210424.28	14.28	210438.56	1232089.33	.17	172890.07	.16	1054937.27	1.16
PENALTY	.00	53535.73	53535.73	435971.86	.12	39996.89	.13	294766.08	1.47
REOCCUR CHARGES	.00	.00	.00	.00	.00	.00	.00	.00	.00
MISC CHARGES	12075.44		12075.44	71104.51	.16	13219.62	.19	66117.05	1.07
OTHER CHG BILLED	20099.28-		20099.28-	842679.62	.02	117574.01	.17	658941.02	1.27
OTHER CHG ADJUSTED		3.26	3.26						
OTHER AMT 3	7123.59-	139.29	6984.30-	28199.17-	.24	3274.77-	.23	13738.13-	2.05
TOTAL ****	15147.43-	142.55	15004.88-	885584.96	.01	127518.86	.17	711319.94	1.24
ANCILLARY SERVICES	.00		.00						
MEMBERSHIPS	205.00-		205.00-	1450.00-	.14	130.00	.16	765.00-	1.89
DEPOSITS	1329.00-		1329.00-	115188.00-	.01	5320.00-	.15	34652.00-	3.32
OTHER DEPS	.00		.00	2950.00-	.00	.00	.00	10550.00	.27
TOTAL ****	1534.00-		1534.00-	119588.00-	.01	5190.00-	.20	24867.00-	4.80
GRAND TOTAL ****	5488027.79	54047.07	5542074.86	33305677.78	.16	4553058.95	.15	28718723.42	1.15

GRAND TOTALS									
	THIS YEAR					LAST YEAR			
	GROSS	ADJUSTMENTS	NET/MONTH	YTD	% CHG	MONTH	% CHG	YTD	% CHG
ENERGY	4828616.46	12910.50-	4815705.96	31576963.05	.15	4591636.97	.14	30817558.82	1.02
FUEL	117734.49	3051.09-	114683.40	3365177.73	.03	113205.88-	.17	656774.55-	5.12
DEMAND	.00	.00	.00	.00	.00	.00	.00	.00	.00
LIGHTS	134171.40	.00	134171.40	940703.91	.14	132960.88	.14	927204.25	1.01
INVESTMENT	.00	.00	.00	.00	.00	.00	.00	.00	.00
RENTAL/EQUIPMENT	.00	.00	.00	.00	.00	.00	.00	.00	.00
LM CREDITS	.00	.00	.00	.00	.00	.00	.00	.00	.00
INTEREST	108.70-	.00	108.70-	1002.39-	.10	778.69-	.07	10563.14-	.09
CONTRACT	8274.45	.00	8274.45	62503.84	.13	13342.25	.05	229097.28	.27
TOTAL ****	5088688.10	15961.59-	5072726.51	35944346.14	.14	4623955.53	.14	31306522.66	1.14
STATE TAX	44032.39	.00	44032.39	297728.37	.14	41670.29	.16	252982.91	1.17
LOCAL TAX	153033.08	474.44-	152558.64	1086193.98	.14	142699.39	.15	948525.62	1.14
FRANCHISE TAX	8571.68	164.37-	8407.31	53165.32	.15	7923.45	.17	45721.87	1.16
GROSS TAX	.00	.00	.00	.00	.00	.00	.00	.00	.00
OTHER TAX	.00	.00	.00	.00	.00	.00	.00	.00	.00
TOTAL ****	205637.15	638.81-	204998.34	1437087.67	.14	192293.13	.15	1247230.40	1.15
PENALTY	.00	71288.79	71288.79	507260.65	.14	50350.10	.14	345116.18	1.46
REOCCUR CHARGES	.00	.00	.00	.00	.00	.00	.00	.00	.00
MISC CHARGES	11963.36	.00	11963.36	83067.87	.14	10413.98	.13	76531.03	1.08
OTHER CHG BILLED	102050.80	.00	102050.80	944914.07	.10	224981.77	.25	883922.79	1.06
OTHER CHG ADJUSTED	.00	183.65	183.65	.00	.00	.00	.00	.00	.00
OTHER AMT 3	5577.84-	58.50	5519.34-	33718.51-	.16	2974.97-	.17	16713.10-	2.01
TOTAL ****	108436.32	242.15	108678.47	994263.43	.10	232420.78	.24	943740.72	1.05
ANCILLARY SERVICES	.00	.00	.00	.00	.00	.00	.00	.00	.00
MEMBERSHIPS	285.00-	.00	285.00-	1735.00-	.16	300.00-	.28	1065.00-	1.62
DEPOSITS	7145.00-	.00	7145.00-	122333.00-	.05	22983.00	1.96	11669.00-	10.48
OTHER DEPS	675.00-	.00	675.00-	3625.00-	.18	.00	.00	10550.00	.34
TOTAL ****	8105.00-	.00	8105.00-	127693.00-	.06	22683.00	10.38	2184.00-	58.46
GRAND TOTAL ****	5394656.57	54930.54	5449587.11	38755264.89	.14	5121702.54	.15	33840425.96	1.14

GRAND TOTALS

	THIS YEAR					LAST YEAR			
	GROSS	ADJUSTMENTS	NET/MONTH	YTD	% CHG	MONTH	% CHG	YTD	% CHG
ENERGY	4594399.44	3489.88	4597889.32	36174852.37	.12	4725802.76	.13	35543361.58	1.01
FUEL	851877.80	214.39	852092.19	4217269.92	.20	8164.53-	.01	664939.08-	6.34
DEMAND	.00	.00	.00	.00	.00	.00	.00	.00	.00
LIGHTS	134116.39	.00	134116.39	1074820.30	.12	133045.05	.12	1060249.30	1.01
INVESTMENT	.00	.00	.00	.00	.00	.00	.00	.00	.00
RENTAL/EQUIPMENT	.00	.00	.00	.00	.00	.00	.00	.00	.00
LM CREDITS	.00	.00	.00	.00	.00	.00	.00	.00	.00
INTEREST	212.94-	.00	212.94-	1215.33-	.17	1336.43-	.11	11899.57-	.10
CONTRACT	7941.77	.00	7941.77	70445.61	.11	13585.46	.05	242682.74	.29
ROUNDUP	.00	.00	.00	.00	.00	.98	1.00	.98	.00
TOTAL ****	5588122.46	3704.27	5591826.73	41536172.87	.13	4862933.29	.13	36169455.95	1.14
STATE TAX	50573.40	.00	50573.40	348301.77	.14	43551.80	.14	296534.71	1.17
LOCAL TAX	166827.44	116.38	166943.82	1253137.80	.13	148487.70	.13	1097013.32	1.14
FRANCHISE TAX	9544.90	11.30	9556.20	62721.52	.15	8380.83	.15	54102.70	1.15
GROSS TAX	.00	.00	.00	.00	.00	.00	.00	.00	.00
OTHER TAX	.00	.00	.00	.00	.00	.00	.00	.00	.00
TOTAL ****	226945.74	127.68	227073.42	1664161.09	.13	200420.33	.13	1447650.73	1.14
PENALTY	.00	66787.86	66787.86	574048.51	.11	55226.62	.13	400342.80	1.43
REOCCUR CHARGES	.00	.00	.00	.00	.00	.00	.00	.00	.00
MISC CHARGES	13855.39	.00	13855.39	96923.26	.14	15681.62	.17	92212.65	1.05
OTHER CHG BILLED	71825.05	.00	71825.05	1015471.25	.07	174935.70	.16	1058858.49	.95
OTHER CHG ADJUSTED	.00	1267.87-	1267.87-	.00	.00	.00	.00	.00	.00
OTHER AMT 3	5404.92-	89.79	5315.13-	39033.64-	.13	2988.63-	.15	19701.73-	1.98
TOTAL ****	80275.52	1178.08-	79097.44	1073360.87	.07	187628.69	.16	1131369.41	.94
ANCILLARY SERVICES	.00	.00	.00	.00	.00	.00	.00	.00	.00
MEMBERSHIPS	200.00-	.00	200.00-	1935.00-	.10	310.00-	.22	1375.00-	1.40
DEPOSITS	15789.00-	.00	15789.00-	138122.00-	.11	14840.00-	.55	26509.00-	5.21
OTHER DEPS	.00	.00	.00	3625.00-	.00	.00	.00	10550.00	.34
TOTAL ****	15989.00-	.00	15989.00-	143682.00-	.11	15150.00-	.87	17334.00-	8.28
GRAND TOTAL ****	5879354.72	69441.73	5948796.45	44704061.34	.13	5291058.93	.13	39131484.89	1.14

PRG. CLASSREG
Meade County RECC

REVENUE REPORT
REGISTER DATE 9/22

BILL MOYR 9/22

RUN DATE 10/12/22 11:23 AM
PAGE 17

GRAND TOTALS

	THIS YEAR					LAST YEAR			
	GROSS	ADJUSTMENTS	NET/MONTH	YTD	% CHG	MONTH	% CHG	YTD	% CHG
ENERGY	3988469.01	52414.48	4040883.49	40215735.86	.10	4038059.04	.10	39581420.62	1.01
FUEL	859933.21	12865.59	872798.80	5090068.72	.17	21508.29-	.03	686447.37-	7.41
DEMAND	.00	.00	.00	.00	.00	.00	.00	.00	.00
LIGHTS	134153.96	.00	134153.96	1208974.26	.11	133228.37	.11	1193477.67	1.01
INVESTMENT	.00	.00	.00	.00	.00	.00	.00	.00	.00
RENTAL/EQUIPMENT	.00	.00	.00	.00	.00	.00	.00	.00	.00
LM CREDITS	.00	.00	.00	.00	.00	.00	.00	.00	.00
INTEREST	105.17-	.00	105.17-	1320.50-	.07	485.50-	.03	12385.07-	.10
CONTRACT	7325.31	.00	7325.31	77770.92	.09	12346.76	.04	255029.50	.30
ROUNDUP	.00	.00	.00	.00	.00	.00	.00	.98	.00
TOTAL ****	4989776.32	65280.07	5055056.39	46591229.26	.10	4161640.38	.10	40331096.33	1.15
STATE TAX	48710.37	4042.82	52753.19	401054.96	.13	40902.64	.12	337437.35	1.18
LOCAL TAX	148117.44	1996.01	150113.45	1403251.25	.10	127070.63	.10	1224083.95	1.14
FRANCHISE TAX	8772.69	648.69	9421.38	72142.90	.13	7496.83	.12	61599.53	1.17
GROSS TAX	.00	.00	.00	.00	.00	.00	.00	.00	.00
OTHER TAX	.00	.00	.00	.00	.00	.00	.00	.00	.00
TOTAL ****	205600.50	6687.52	212288.02	1876449.11	.11	175470.10	.10	1623120.83	1.15
PENALTY	.00	79182.04	79182.04	653230.55	.12	58308.40	.12	458651.20	1.42
REOCCUR CHARGES	.00	.00	.00	.00	.00	.00	.00	.00	.00
MISC CHARGES	87302.01	.00	87302.01	184225.27	.47	10427.02	.10	102639.67	1.79
OTHER CHG BILLED	51454.66	.00	51454.66	1068004.76	.04	162993.32	.13	1221851.81	.87
OTHER CHG ADJUSTED	.00	1078.85	1078.85	.00	.00	.00	.00	.00	.00
OTHER AMT 3	6531.36-	174.65	6356.71-	45390.35-	.14	3154.50-	.13	22856.23-	1.98
TOTAL ****	132225.31	1253.50	133478.81	1206839.68	.11	170265.84	.13	1301635.25	.92
ANCILLARY SERVICES	.00	.00	.00	.00	.00	.00	.00	.00	.00
MEMBERSHIPS	220.00-	.00	220.00-	2155.00-	.10	305.00-	.18	1680.00-	1.28
DEPOSITS	1600.00	.00	1600.00	136522.00-	.01	5229.00	.24	21280.00-	6.41
OTHER DEPS	.00	.00	.00	3625.00-	.00	.00	.00	10550.00	.34
TOTAL ****	1380.00	.00	1380.00	142302.00-	.00	4924.00	.39	12410.00-	11.46
GRAND TOTAL ****	5328982.13	152403.13	5481385.26	50185446.60	.10	4570608.72	.10	43702093.61	1.14

GRAND TOTALS

	THIS YEAR					LAST YEAR			
	GROSS	ADJUSTMENTS	NET/MONTH	YTD	% CHG	MONTH	% CHG	YTD	% CHG
ENERGY	3458060.35	175.52-	3457884.83	43673620.69	.07	3543536.15	.08	43124956.77	1.01
FUEL	1152273.63	45.88	1152319.51	6242388.23	.18	32112.02-	.04	718559.39-	8.68
DEMAND	.00	.00	.00	.00	.00	.00	.00	.00	.00
LIGHTS	134231.26	.00	134231.26	1343205.52	.09	133567.71	.10	1327045.38	1.01
INVESTMENT	.00	.00	.00	.00	.00	.00	.00	.00	.00
RENTAL/EQUIPMENT	.00	.00	.00	.00	.00	.00	.00	.00	.00
LM CREDITS	.00	.00	.00	.00	.00	.00	.00	.00	.00
INTEREST	107.93-	.00	107.93-	1428.43-	.07	459.16-	.03	12844.23-	.11
CONTRACT	9723.75	.00	9723.75	87494.67	.11	11731.17	.04	266760.67	.32
ROUNDUP	.00	.00	.00	.00	.00	.00	.00	.98	.00
TOTAL ****	4754181.06	129.64-	4754051.42	51345280.68	.09	3656263.85	.08	43987360.18	1.16
STATE TAX	48861.12	.00	48861.12	449916.08	.10	37841.39	.10	375278.74	1.19
LOCAL TAX	141512.31	5.62	141517.93	1544769.18	.09	113315.77	.08	1337399.72	1.15
FRANCHISE TAX	7249.29	4.05-	7245.24	79388.14	.09	6118.40	.09	67717.93	1.17
GROSS TAX	.00	.00	.00	.00	.00	.00	.00	.00	.00
OTHER TAX	.00	.00	.00	.00	.00	.00	.00	.00	.00
TOTAL ****	197622.72	1.57	197624.29	2074073.40	.09	157275.56	.08	1780396.39	1.16
PENALTY	.00	65060.85	65060.85	718291.40	.09	53268.92	.10	511920.12	1.40
REOCCUR CHARGES	.00		.00	.00	.00	.00	.00	.00	.00
MISC CHARGES	25204.18		25204.18	209429.45	.12	14100.88	.12	116740.55	1.79
OTHER CHG BILLED	89159.91		89159.91	1156720.53	.07	211644.52	.14	1433496.33	.80
OTHER CHG ADJUSTED		444.14-	444.14-						
OTHER AMT 3	8519.80-	313.31	8206.49-	53596.84-	.15	3327.67-	.12	26183.90-	2.04
TOTAL ****	105844.29	130.83-	105713.46	1312553.14	.08	222417.73	.14	1524052.98	.86
ANCILLARY SERVICES	.00		.00						
MEMBERSHIPS	315.00-		315.00-	2470.00-	.12	315.00-	.15	1995.00-	1.23
DEPOSITS	17220.00-		17220.00-	153742.00-	.11	10034.64-	.32	31314.64-	4.90
OTHER DEPS	.00		.00	3625.00-	.00	.00	.00	10550.00	.34
TOTAL ****	17535.00-		17535.00-	159837.00-	.10	10349.64-	.45	22759.64-	7.02
GRAND TOTAL ****	5040113.07	64801.95	5104915.02	55290361.62	.09	4078876.42	.08	47780970.03	1.15

**MEADE COUNTY RURAL ELECTRIC COOPERATIVE CORPORATION
EXAMINATION OF THE APPLICATION OF THE FUEL ADJUSTMENT CLAUSE
NOVEMBER 1, 2020 THROUGH OCTOBER 31, 2022
Case No. 2023-00015**

4. Provide a schedule showing the calculation of the increase or decrease in base fuel costs per kWh as proposed by wholesale electric supplier adjusted for the 12-month average line loss for the period under review.
5. Provide a schedule of the present and proposed rates pursuant to 807 KAR 5:056, as calculated in Item 4 above, show in comparative form.
6. Provide a copy of the present tariff indicating the proposed changes in rates by italicized inserts or underscoring and striking over proposed deletions.

Response:

Big Rivers Electric Corporation elected to not change their base fuel cost so items #4-6 do not apply.

Witness:

Anna Swanson