



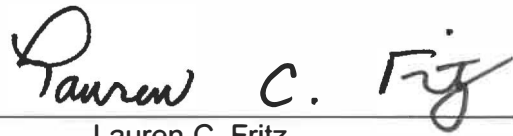
## **Case No. 2023-00014**

An Electronic Examination of the Application of the Fuel Adjustment Clause of East Kentucky Power Cooperative, Inc. Cooperatives from November 1, 2020 through October 31, 2022

The undersigned, Lauren C. Fritz, Chief Financial Officer, of Fleming-Mason Energy Cooperative, Inc., being first duly sworn, states that the responses herein supplied in Case No. 2023-00014, Commission's Request for Information dated September 6, 2023, are true to the best of my knowledge, information, and belief formed after reasonable inquiry.

Dated: 9-21-2023


Fleming-Mason Energy Cooperative, Inc.



Lauren C. Fritz

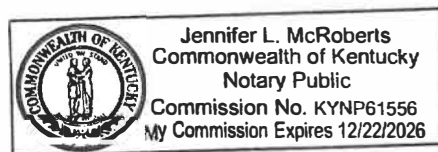
Subscribed, sworn to, and acknowledged before me by Lauren C. Fritz, Chief Financial Officer, of Fleming-Mason Energy Cooperative, Inc., on behalf of said Cooperative, this 21st day of September 2023.

Subscribed and sworn before me the 21<sup>st</sup> day of September 2023



Notary Public

My commission expires: 12/22/26



FLEMING-MASON ENERGY COOPERATIVE INC.  
12-MONTH AVERAGE LINE LOSS (EXCLUDING INTERNATIONAL PAPER)  
NOVEMBER 1, 2020 - OCTOBER 31, 2022

MONTH	KWH PURCHASED	KWH SOLD	OFFICE USE	TOTAL UNACCOUNTED FOR	LINE LOSS FOR MONTH %	12 MONTH LINE LOSS %
Nov-20	44,304,110 516,926,674	42,418,027 507,225,995	52,633 495,062	1,833,450 9,205,617	4.1%	1.8%
Dec-20	60,014,224 526,639,555	56,144,135 514,314,462	80,378 516,312	3,789,711 11,808,781	6.3%	2.2%
Jan-21	63,548,993 538,997,837	60,608,913 525,499,115	80,132 533,191	2,859,948 12,965,531	4.5%	2.4%
Feb-21	62,139,005 548,893,547	62,105,683 537,398,818	90,928 564,406	(57,606) 10,930,323	-0.1%	2.0%
Mar-21	48,098,269 555,818,731	45,658,232 542,217,371	59,445 571,915	2,380,592 13,029,445	4.9%	2.3%
Apr-21	40,747,298 563,252,892	39,560,961 546,925,680	37,408 564,169	1,148,929 15,763,043	2.8%	2.8%
May-21	38,824,926 567,446,793	36,724,207 548,545,591	20,479 553,430	2,080,240 18,347,772	5.4%	3.2%
Jun-21	41,963,311 569,091,062	39,634,094 548,215,474	23,950 553,343	2,305,267 20,322,245	5.5%	3.6%
Jul-21	46,080,007 565,669,763	43,830,866 544,236,439	25,271 549,546	2,223,870 20,883,778	4.8%	3.7%
Aug-21	47,436,808 567,748,975	45,424,272 546,004,429	26,333 550,177	1,986,203 21,194,369	4.2%	3.7%
Sep-21	38,902,966 568,865,687	38,310,488 547,265,028	21,325 548,924	571,153 21,051,735	1.5%	3.7%
Oct-21	40,108,924 572,168,841	37,885,811 548,305,689	19,884 538,166	2,203,229 23,324,986	5.5%	4.1%
Nov-21	51,397,042 579,261,773	48,461,404 554,349,066	51,119 536,652	2,884,519 24,376,055	5.6%	4.2%
Dec-21	55,555,013 574,802,562	53,982,430 552,187,361	63,309 519,583	1,509,274 22,095,618	2.7%	3.8%
Jan-22	71,633,653 582,887,222	66,258,748 557,837,196	95,699 535,150	5,279,206 24,514,876	7.4%	4.2%
Feb-22	59,091,470 579,839,687	59,757,957 555,489,470	77,185 521,407	(743,672) 23,828,810	-1.3%	4.1%
Mar-22	51,950,286 583,691,704	48,877,317 558,708,555	51,730 513,692	3,021,239 24,469,457	5.8%	4.2%

FLEMING-MASON ENERGY COOPERATIVE INC.  
12-MONTH AVERAGE LINE LOSS (EXCLUDING INTERNATIONAL PAPER)  
NOVEMBER 1, 2020 - OCTOBER 31, 2022

MONTH	KWH PURCHASED	KWH SOLD	OFFICE USE	TOTAL UNACCOUNTED FOR	LINE LOSS FOR MONTH %	12 MONTH LINE LOSS %
Apr-22	44,555,194 587,499,600	44,239,159 563,386,753	32,602 508,886	283,433 23,603,961	0.6%	4.0%
May-22	40,759,455 589,434,129	38,537,624 565,200,170	31,070 519,477	2,190,761 23,714,482	5.4%	4.0%
Jun-22	45,642,090 593,112,908	43,847,814 569,413,890	18,203 513,730	1,776,073 23,185,288	3.9%	3.9%
Jul-22	50,573,039 597,605,940	48,208,909 573,791,933	27,460 515,919	2,336,670 23,298,088	4.6%	3.9%
Aug-22	49,553,124 599,722,256	47,671,282 576,038,943	25,968 515,554	1,855,874 23,167,759	3.7%	3.9%
Sep-22	41,527,943 602,347,233	40,915,557 578,644,012	22,514 516,743	589,872 23,186,478	1.4%	3.8%
Oct-22	43,391,442 605,629,751	41,147,897 581,906,098	29,732 526,591	2,213,813 23,197,062	5.1%	3.8%

FLEMING-MASON ENERGY COOPERATIVE, INC.  
SYSTEM LOSS SUMMARY

Fleming-Mason Energy continuously monitors the system for ways to reduce losses by both de-energizing unused equipment and planning future circuits.

The Cooperative continually inspects and performs conductor upgrades as needed, in addition to developing work plans to identify circuits which may be improved.

The right-of-way program is continually evaluated to reduce loss and improve system reliability. In addition to crews doing normal clearing, Fleming-Mason continues letting contracts to clear circuits in sections.

FLEMING-MASON ENERGY COOPERATIVE INC.  
RECONCILIATION OF MONTHLY REVENUE REPORTS  
TO MONTHLY FUEL COST RECOVERY

USAGE MONTH	FUEL ADJ BILLED	OFFICE USE	FUEL ADJ REVENUE	FUEL ADJ COST (L.13D F.A. RPT)	BALANCE FOR MONTH		CUMULATIVE BALANCE (OVER) UNDER	F.A. RATE BILLED CONSUMERS
					(OVER)	UNDER RECOVERY		
NOV '20	(349,494.39)	(434.22)	(349,928.61)	(292,995.54)	56,933.07		424,181.07	(0.00825)
DEC '20	(320,064.34)	(458.16)	(320,522.50)	(244,714.12)	75,808.38		499,989.45	(0.00570)
JAN '21	(247,719.90)	(327.75)	(248,047.65)	(238,453.93)	9,593.72		509,583.17	(0.00409)
FEB '21	(175,776.96)	(257.32)	(176,034.28)	(174,255.62)	1,778.66		511,361.83	(0.00283)
MAR '21	(220,912.32)	(287.72)	(221,200.04)	(291,300.28)	(70,100.24)		441,261.59	(0.00484)
APR '21	88,291.75	83.43	88,375.18	103,964.66	15,589.48		456,851.07	0.00223
MAY '21	(222,876.74)	(124.33)	(223,001.07)	(238,522.24)	(15,521.17)		441,329.90	(0.00607)
JUN '21	(272,522.46)	(164.31)	(272,686.77)	(255,393.52)	17,293.25		458,623.15	(0.00686)
JUL '21	(228,390.85)	(131.41)	(228,522.26)	(208,482.17)	20,040.09		478,663.24	(0.00520)
AUG '21	(172,533.25)	(99.81)	(172,633.06)	(166,493.75)	6,139.31		484,802.55	(0.00379)
SEP '21	(121,716.36)	(67.60)	(121,783.96)	(143,095.91)	(21,311.95)		463,490.60	(0.00317)
OCT '21	(99,069.43)	(51.90)	(99,121.33)	(96,240.69)	2,880.64		466,371.24	(0.00261)
NOV '21	(72,311.43)	(76.17)	(72,387.60)	(56,893.95)	15,493.65		481,864.89	(0.00149)
DEC '21	635,925.79	746.41	636,672.20	575,370.64	(61,301.56)		420,563.33	0.01179
JAN '22	1,238,229.47	1,786.71	1,240,016.18	984,202.65	(255,813.53)		164,749.80	0.01867
FEB '22	435,418.56	561.14	435,979.70	494,716.44	58,736.74		223,486.54	0.00727
MAR '22	283,379.79	299.52	283,679.31	323,494.47	39,815.16		263,301.70	0.00579
APR '22	494,245.69	363.84	494,609.53	569,132.74	74,523.21		337,824.91	0.01116
MAY '22	336,072.63	270.62	336,343.25	363,635.16	27,291.91		365,116.82	0.00871
JUN '22	408,344.29	169.29	408,513.58	357,437.21	(51,076.37)		314,040.45	0.00930
JUL '22	515,131.06	292.98	515,424.04	462,210.68	(53,213.36)		260,827.09	0.01067
AUG'22	767,525.65	417.82	767,943.47	772,995.63	5,052.16		265,879.25	0.16090
SEP'22	587,109.35	322.63	587,431.98	675,847.64	88,415.66		354,294.91	0.01433
OCT '22	849,388.04	620.70	850,008.74	814,908.16	(35,100.58)		319,194.33	0.02062

FLEMING-MASON ENERGY COOPERATIVE INC.  
RECONCILIATION OF MONTHLY REVENUE REPORTS  
TO MONTHLY FUEL COST RECOVERY

MONTH	TOTAL FAC	TOTAL FAC BILLINGS	TOTAL FAC	TOTAL FAC BILLINGS
	REVENUE COLLECTED	FUEL ADJ	REVENUE COLLECTED	FUEL ADJ
	INTL PAPER - ELECTRIC	INTL PAPER - ELECTRIC	INTL PAPER - STEAM	INTL PAPER - STEAM
Nov-20	(124,371.85)	(124,371.85)	(100,219.00)	(100,219)
Dec-20	(114,865.20)	(114,865.20)	(98,435.00)	(98,435)
Jan-21	(95,784.74)	(95,784.74)	(84,278.00)	(84,278)
Feb-21	(105,498.31)	(105,498.31)	(98,758.00)	(98,758)
Mar-21	51,439.93	51,439.93	42,536.00	42,536
Apr-21	(85,201.45)	(85,201.45)	(68,553.00)	(68,553)
May-21	(169,988.73)	(169,988.73)	(132,844.00)	(132,844)
Jun-21	(106,578.82)	(106,578.82)	(75,673.00)	(75,673)
Jul-21	(96,011.42)	(96,011.42)	(67,402.00)	(67,402)
Aug-21	(82,861.64)	(82,861.64)	(57,344.00)	(57,344)
Sep-21	(60,384.97)	(60,384.97)	(42,210.00)	(42,210)
Oct-21	(21,437.20)	(21,437.20)	(15,549.00)	(15,549)
Nov-21	266,403.48	266,403.48	220,569.00	220,569
Dec-21	403,746.69	403,746.69	334,951.00	334,951
Jan-22	186,820.35	186,820.35	162,579.00	162,579

MONTH	TOTAL FAC		TOTAL FAC BILLINGS	
	REVENUE COLLECTED	FUEL ADJ	REVENUE COLLECTED	FUEL ADJ
	INTL PAPER - ELECTRIC	INTL PAPER - ELECTRIC	INTL PAPER - STEAM	INTL PAPER - STEAM
Feb-22	213,392.37	213,392.37	184,981.00	184,981
Mar-22	238,314.20	238,314.20	203,493.00	203,493
Apr-22	144,698.25	144,698.25	113,591.00	113,591
May-22	168,747.21	168,747.21	125,443.00	125,443
Jun-22	193,792.54	193,792.54	132,909.00	132,909
Jul-22	374,953.64	374,953.64	264,113.00	264,113
Aug-22	361,082.89	361,082.89	252,216.00	252,216
Sep-22	401,608.76	401,608.76	282,960.00	282,960
Oct-22	471,372.79	471,372.79	369,526.00	369,526



PRG. CL REG  
FLEMING MASON ENERGY

REVENUE REPORT  
REGISTER DATE 11/20

BILL MOYR 11/20

RUN DATE 12/07/20 8:54 AM  
PAGE 33

GRAND TOTALS									
	THIS YEAR					LAST YEAR			
	GROSS	ADJUSTMENTS	NET/MONTH	YTD	% CHG	MONTH	% CHG	YTD	% CHG
ENERGY	5157828.52	18116.83	5175945.35	50522722.52	.10	5601721.91	.09	56771274.33	.88
FUEL	474262.63-	396.39	473866.24-	4204102.44-	.11	442015.76-	.14	3043217.91-	1.38
DEMAND	.00	.00	.00	.00	.00	.00	.00	.00	.00
LIGHTS	84820.48	333.77-	84486.71	829898.32	.10	81576.23	.09	890914.81	.93
INVESTMENT	.00	.00	.00	.00	.00	.00	.00	.00	.00
RENTAL/EQUIPMENT	.00	.00	.00	.00	.00	.00	.00	.00	.00
LM CREDITS	.00	.00	.00	16947.00-	.00	.00	.00	16526.67-	1.02
INTEREST	139.75-	.00	139.75-	1042.97-	.13	350.02-	.17	1972.70-	.52
CONTRACT	1365.93	.00	1365.93	189.97	7.19	82.30-	.07	1131.62-	.16
TOTAL ****	4769612.55	18179.45	4787792.00	47130718.40	.10	5240850.06	.09	54599340.24	.86
STATE TAX	93286.11	6340.09	99626.20	883419.68	.11	92505.99	.10	864026.74	1.02
LOCAL TAX	109175.01	3075.56	112250.57	1092789.35	.10	120900.81	.10	1191434.42	.91
FRANCHISE TAX	8440.54	.00	8440.54	92572.27	.09	9573.31	.08	113621.12	.81
GROSS TAX	.00	.00	.00	.00	.00	.00	.00	.00	.00
OTHER TAX	.00	.00	.00	.00	.00	.00	.00	.00	.00
TOTAL ****	210901.66	9415.65	220317.31	2068781.30	.10	222980.11	.10	2169082.28	.95
PENALTY	.00	2487.22	2487.22	80442.62	.03	20362.97	.05	342013.40	.23
REOCCUR CHARGES	38.50		38.50	385.00	.10	38.50	.09	423.50	.90
MISC CHARGES	1340.00		1340.00	30734.83	.04	12890.00	.11	108808.82	.28
OTHER CHG BILLED	2578.53		2578.53	29097.96	.08	3093.44	.09	31290.91	.92
OTHER CHG ADJUSTED		.00	.00						
OTHER AMT 3	388285.89	349257.48	737543.37	6890688.71	.10	633431.05	.09	6625161.82	1.04
TOTAL ****	392242.92	349257.48	741500.40	6950906.50	.10	649452.99	.09	6765685.05	1.02
ANCILLARY SERVICES	.00		.00						
MEMBERSHIPS	850.00		850.00	4770.00	.17	80.00	.02	3220.00	1.48
DEPOSITS	1295.00-		1295.00-	5750.00	.22	495.00	.03	15530.00	.37
OTHER DEPS	.00		.00	.00	.00	.00	.00	.00	.00
TOTAL ****	445.00-		445.00-	10520.00	.04	575.00	.03	18750.00	.56
GRAND TOTAL ****	5372312.13	379339.80	5751651.93	56241368.82	.10	6134221.13	.09	63894870.97	.88

PRG. CL REG  
FLEMING MASON ENERGY

REVENUE REPORT  
REGISTER DATE 12/20

BILL MOYR 12/20

RUN DATE 02/08/21 8:12 AM  
PAGE 33

GRAND TOTALS									
THIS YEAR					LAST YEAR				
	GROSS	ADJUSTMENTS	NET/MONTH	YTD	% CHG	MONTH	% CHG	YTD	% CHG
ENERGY	6180483.87	279.64-	6180204.23	56702926.75	.10	5693022.14	.09	62464296.47	.90
FUEL	434961.39-	31.85	434929.54-	4639031.98-	.09	389507.58-	.11	3432725.49-	1.35
DEMAND	.00	.00	.00	.00	.00	.00	.00	.00	.00
LIGHTS	84668.12	226.46-	84441.66	914339.98	.09	81483.73	.08	972398.54	.94
INVESTMENT	.00	.00	.00	.00	.00	.00	.00	.00	.00
RENTAL/EQUIPMENT	.00	.00	.00	.00	.00	.00	.00	.00	.00
LM CREDITS	.00	.00	.00	16947.00-	.00	.00	.00	16526.67-	1.02
INTEREST	10393.89-	.00	10393.89-	11436.86-	.90	15639.00-	.88	17611.70-	.64
CONTRACT	14125.61	2230.00	16355.61	16545.58	.98	118.86-	.09	1250.48-	13.23
TOTAL ****	5833922.32	1755.75	5835678.07	52966396.47	.11	5369240.43	.08	59968580.67	.88
STATE TAX	107255.00	7591.91	114846.91	998266.59	.11	78790.93	.08	942817.67	1.05
LOCAL TAX	147204.58	3675.53	150880.11	1243669.46	.12	122711.41	.09	1314145.83	.94
FRANCHISE TAX	10568.53	.24-	10568.29	103140.56	.10	10133.03	.08	123754.15	.83
GROSS TAX	.00	.00	.00	.00	.00	.00	.00	.00	.00
OTHER TAX	.00	.00	.00	.00	.00	.00	.00	.00	.00
TOTAL ****	265028.11	11267.20	276295.31	2345076.61	.11	211635.37	.08	2380717.65	.98
PENALTY	.00	6509.55	6509.55	86952.17	.07	34582.30	.09	376595.70	.23
REOCCUR CHARGES	38.50		38.50	423.50	.09	38.50	.08	462.00	.91
MISC CHARGES	1545.00		1545.00	32279.83	.04	9105.00	.07	117913.82	.27
OTHER CHG BILLED	2519.94		2519.94	31617.90	.07	2667.68	.07	33958.59	.93
OTHER CHG ADJUSTED		.00	.00						
OTHER AMT 3	624665.59	403138.05	1027803.64	7918492.35	.12	732992.19	.09	7358154.01	1.07
TOTAL ****	628769.03	403138.05	1031907.08	7982813.58	.12	744803.37	.09	7510488.42	1.06
ANCILLARY SERVICES	.00		.00						
MEMBERSHIPS	45.00		45.00	4815.00	.00	425.00	.11	3645.00	1.32
DEPOSITS	3115.00-		3115.00-	2635.00	1.18	4390.00	.22	19920.00	.13
OTHER DEPS	.00		.00	.00	.00	.00	.00	.00	.00
TOTAL ****	3070.00-		3070.00-	7450.00	.41	4815.00	.20	23565.00	.31
GRAND TOTAL ****	6724649.46	422670.55	7147320.01	63388688.83	.11	6365076.47	.09	70259947.44	.90

PRG. CLASS REG  
FLEMING MASON ENERGY

REVENUE REPORT  
REGISTER DATE 1/21

BILL MOYR 1/21

RUN DATE 02/08/21 1:57 PM  
PAGE 33

GRAND TOTALS									
THIS YEAR					LAST YEAR				
	GROSS	ADJUSTMENTS	NET/MONTH	YTD	% CHG	MONTH	% CHG	YTD	% CHG
ENERGY	6497433.53	8238.91	6505672.44	6505672.44	1.00	5669826.32	1.00	5669826.32	1.14
FUEL	344109.26-	604.62	343504.64-	343504.64-	1.00	134188.14-	1.00	134188.14-	2.55
DEMAND	.00	.00	.00	.00	.00	.00	.00	.00	.00
LIGHTS	84729.34	162.50-	84566.84	84566.84	1.00	81670.86	1.00	81670.86	1.03
INVESTMENT	.00	.00	.00	.00	.00	.00	.00	.00	.00
RENTAL/EQUIPMENT	.00	.00	.00	.00	.00	.00	.00	.00	.00
LM CREDITS	.00	.00	.00	.00	.00	.00	.00	.00	.00
INTEREST	1.47-	.00	1.47-	1.47-	1.00	58.21-	1.00	58.21-	.02
CONTRACT	20321.72	1206.89	21528.61	21528.61	1.00	151.07	1.00	151.07	142.50
TOTAL ****	6258373.86	9887.92	6268261.78	6268261.78	1.00	5617401.90	1.00	5617401.90	1.11
STATE TAX	108868.36	6306.40	115174.76	115174.76	1.00	85173.61	1.00	85173.61	1.35
LOCAL TAX	157414.42	3106.14	160520.56	160520.56	1.00	132729.43	1.00	132729.43	1.20
FRANCHISE TAX	11357.44	.00	11357.44	11357.44	1.00	11267.48	1.00	11267.48	1.00
GROSS TAX	.00	.00	.00	.00	.00	.00	.00	.00	.00
OTHER TAX	.00	.00	.00	.00	.00	.00	.00	.00	.00
TOTAL ****	277640.22	9412.54	287052.76	287052.76	1.00	229170.52	1.00	229170.52	1.25
PENALTY	.00	4753.56	4753.56	4753.56	1.00	36391.13	1.00	36391.13	.13
REOCCUR CHARGES	38.50		38.50	38.50	1.00	38.50	1.00	38.50	1.00
MISC CHARGES	10770.00		10770.00	10770.00	1.00	13425.00	1.00	13425.00	.80
OTHER CHG BILLED	2423.26		2423.26	2423.26	1.00	3209.78	1.00	3209.78	.75
OTHER CHG ADJUSTED		.00	.00						
OTHER AMT 3	669236.99	381531.54	1050768.53	1050768.53	1.00	774653.37	1.00	774653.37	1.35
TOTAL ****	682468.75	381531.54	1064000.29	1064000.29	1.00	791326.65	1.00	791326.65	1.34
ANCILLARY SERVICES	.00		.00						
MEMBERSHIPS	560.00		560.00	560.00	1.00	240.00-	1.00	240.00-	2.33
DEPOSITS	5635.00-		5635.00-	5635.00-	1.00	7545.00-	1.00	7545.00-	.74
OTHER DEPS	.00		.00	.00	.00	.00	.00	.00	.00
TOTAL ****	5075.00-		5075.00-	5075.00-	1.00	7785.00-	1.00	7785.00-	.65
GRAND TOTAL ****	7213407.83	405585.56	7618993.39	7618993.39	1.00	6666505.20	1.00	6666505.20	1.14

PRG. CLASSREG  
FLEMING MASON ENERGY

REVENUE REPORT  
REGISTER DATE 2/21

BILL MOYR 2/21

RUN DATE 03/08/21 11:17 AM  
PAGE 33

GRAND TOTALS									
	THIS YEAR					LAST YEAR			
	GROSS	ADJUSTMENTS	NET/MONTH	YTD	% CHG	MONTH	% CHG	YTD	% CHG
ENERGY	6410314.37	2128.31	6412442.68	12918115.12	.49	5603411.95	.49	11273238.27	1.14
FUEL	281316.62-	41.35	281275.27-	624779.91-	.45	380388.10-	.73	514576.24-	1.21
DEMAND	.00	.00	.00	.00	.00	.00	.00	.00	.00
LIGHTS	84627.56	165.79-	84461.77	169028.61	.49	81389.91	.49	163060.77	1.03
INVESTMENT	.00	.00	.00	.00	.00	.00	.00	.00	.00
RENTAL/EQUIPMENT	.00	.00	.00	.00	.00	.00	.00	.00	.00
LM CREDITS	5108.66-	.00	5108.66-	5108.66-	1.00	5067.00-	1.00	5067.00-	1.00
INTEREST	2.68-	.00	2.68-	4.15-	.64	34.29-	.37	92.50-	.04
CONTRACT	20008.02	.00	20008.02	41536.63	.48	217.08	.58	368.15	112.82
TOTAL ****	6228521.99	2003.87	6230525.86	12498787.64	.49	5299529.55	.48	10916931.45	1.14
STATE TAX	99690.81	2308.89	101999.70	217174.46	.46	80418.72	.48	165592.33	1.31
LOCAL TAX	153273.46	1112.25	154385.71	314906.27	.49	121237.67	.47	253967.10	1.23
FRANCHISE TAX	10999.25	.00	10999.25	22356.69	.49	9655.09	.46	20922.57	1.06
GROSS TAX	.00	.00	.00	.00	.00	.00	.00	.00	.00
OTHER TAX	.00	.00	.00	.00	.00	.00	.00	.00	.00
TOTAL ****	263963.52	3421.14	267384.66	554437.42	.48	211311.48	.47	440482.00	1.25
PENALTY	.00	44098.06	44098.06	48851.62	.90	41586.95	.53	77978.08	.62
REOCCUR CHARGES	38.50		38.50	77.00	.50	38.50	.50	77.00	1.00
MISC CHARGES	7925.00		7925.00	18695.00	.42	8185.89	.37	21610.89	.86
OTHER CHG BILLED	2722.03		2722.03	5145.29	.52	2514.00	.43	5723.78	.89
OTHER CHG ADJUSTED		.00	.00						
OTHER AMT 3	421858.83	225538.26	647397.09	1698165.62	.38	428352.44	.35	1203005.81	1.41
TOTAL ****	432544.36	225538.26	658082.62	1722082.91	.38	439090.83	.35	1230417.48	1.39
ANCILLARY SERVICES	.00		.00						
MEMBERSHIPS	180.00-		180.00-	380.00	.47	180.00	3.00	60.00-	6.33
DEPOSITS	7430.00-		7430.00-	13065.00-	.56	1505.00-	.16	9050.00-	1.44
OTHER DEPS	.00		.00	.00	.00	.00	.00	.00	.00
TOTAL ****	7610.00-		7610.00-	12685.00-	.59	1325.00-	.14	9110.00-	1.39
GRAND TOTAL ****	6917419.87	275061.33	7192481.20	14811474.59	.48	5990193.81	.47	12656699.01	1.17

PRG. CL REG  
FLEMING MASON ENERGY

REVENUE REPORT  
REGISTER DATE 3/21

BILL MOYR 3/21

RUN DATE 04/07/21 8:49 AM  
PAGE 33

GRAND TOTALS									
	THIS YEAR					LAST YEAR			
	GROSS	ADJUSTMENTS	NET/MONTH	YTD	% CHG	MONTH	% CHG	YTD	% CHG
ENERGY	5304131.34	14821.77	5318953.11	18237068.23	.29	.00	.00	11273238.27	1.61
FUEL	169480.97-	8.58	169472.39-	794252.30-	.21	.00	.00	514576.24-	1.54
DEMAND	.00	.00	.00	.00	.00	.00	.00	.00	.00
LIGHTS	85428.17	395.31-	85032.86	254061.47	.33	.00	.00	163060.77	1.55
INVESTMENT	.00	.00	.00	.00	.00	.00	.00	.00	.00
RENTAL/EQUIPMENT	.00	.00	.00	.00	.00	.00	.00	.00	.00
LM CREDITS	.00	.00	.00	5108.66-	.00	.00	.00	5067.00-	1.00
INTEREST	3.90-	.00	3.90-	8.05-	.48	.00	.00	92.50-	.08
CONTRACT	14961.64	.00	14961.64	56498.27	.26	.00	.00	368.15	153.46
TOTAL ****	5235036.28	14435.04	5249471.32	17748258.96	.29	.00	.00	10916931.45	1.62
STATE TAX	91816.09	2064.97	93881.06	311055.52	.30	.00	.00	165592.33	1.87
LOCAL TAX	105189.81	2122.43	107312.24	422218.51	.25	.00	.00	253967.10	1.66
FRANCHISE TAX	8223.11	.00	8223.11	30579.80	.26	.00	.00	20922.57	1.46
GROSS TAX	.00	.00	.00	.00	.00	.00	.00	.00	.00
OTHER TAX	.00	.00	.00	.00	.00	.00	.00	.00	.00
TOTAL ****	205229.01	4187.40	209416.41	763853.83	.27	.00	.00	440482.00	1.73
PENALTY	.00	34801.04	34801.04	83652.66	.41	.00	.00	77978.08	1.07
REOCCUR CHARGES	38.50		38.50	115.50	.33	.00	.00	77.00	1.50
MISC CHARGES	15385.00		15385.00	34080.00	.45	.00	.00	21610.89	1.57
OTHER CHG BILLED	2832.11		2832.11	7977.40	.35	.00	.00	5723.78	1.39
OTHER CHG ADJUSTED		.00	.00						
OTHER AMT 3	41848.84	251095.79	292944.63	1991110.25	.14	.00	.00	1203005.81	1.65
TOTAL ****	60104.45	251095.79	311200.24	2033283.15	.15	.00	.00	1230417.48	1.65
ANCILLARY SERVICES	.00		.00						
MEMBERSHIPS	545.00-		545.00-	165.00-	3.30	.00	.00	60.00-	2.75
DEPOSITS	2935.00-		2935.00-	16000.00-	.18	.00	.00	9050.00-	1.76
OTHER DEPS	.00		.00	.00	.00	.00	.00	.00	.00
TOTAL ****	3480.00-		3480.00-	16165.00-	.21	.00	.00	9110.00-	1.77
GRAND TOTAL ****	5496889.74	304519.27	5801409.01	20612883.60	.28	.00	.00	12656699.01	1.62

PRG. CLERK REG  
FLEMING MASON ENERGY

REVENUE REPORT  
REGISTER DATE 4/21

BILL MOYR 4/21

RUN DATE 05/24/21 2:15 PM  
PAGE 33

	GRAND TOTALS					LAST YEAR			
	GROSS	ADJUSTMENTS	NET/MONTH	YTD	% CHG	MONTH	% CHG	YTD	% CHG
ENERGY	4876634.44	1940.86	4878575.30	23115643.53	.21	4448109.05	.21	20738519.24	1.11
FUEL	3061.52	28.78	3090.30	791162.00-	.00	462949.09-	.32	1435357.85-	.55
DEMAND	.00	.00	.00	.00	.00	.00	.00	.00	.00
LIGHTS	85286.24	204.66-	85081.58	339143.05	.25	82167.43	.25	326920.93	1.03
INVESTMENT	.00	.00	.00	.00	.00	.00	.00	.00	.00
RENTAL/EQUIPMENT	.00	.00	.00	.00	.00	.00	.00	.00	.00
LM CREDITS	.00	.00	.00	5108.66-	.00	.00	.00	5067.00-	1.00
INTEREST	3.88-	.00	3.88-	11.93-	.32	59.18-	.28	207.71-	.05
CONTRACT	13514.08	100.00	13614.08	70112.35	.19	2.15	.00	315.49	222.23
TOTAL ****	4978492.40	1864.98	4980357.38	22728616.34	.21	4067270.36	.20	19625123.10	1.15
STATE TAX	99803.44	2717.08	102520.52	413576.04	.24	67754.07	.21	310899.96	1.33
LOCAL TAX	110820.02	1548.98	112369.00	534587.51	.21	89173.31	.20	442924.70	1.20
FRANCHISE TAX	9082.77	5.13-	9077.64	39657.44	.22	7432.06	.20	36650.17	1.08
GROSS TAX	.00	.00	.00	.00	.00	.00	.00	.00	.00
OTHER TAX	.00	.00	.00	.00	.00	.00	.00	.00	.00
TOTAL ****	219706.23	4260.93	223967.16	987820.99	.22	164359.44	.20	790474.83	1.24
PENALTY	.00	20739.12	20739.12	104391.78	.19	.00	.00	77894.76	1.34
REOCCUR CHARGES	38.59		38.59	154.09	.25	38.50	.25	154.00	1.00
MISC CHARGES	11455.00		11455.00	45535.00	.25	1300.00	.03	34310.89	1.32
OTHER CHG BILLED	2359.53		2359.53	10336.93	.22	2722.53	.25	10884.60	.94
OTHER CHG ADJUSTED		.00	.00						
OTHER AMT 3	229251.04	245909.69	475160.73	2466270.98	.19	513263.72	.24	2121603.77	1.16
TOTAL ****	243104.16	245909.69	489013.85	2522297.00	.19	517324.75	.23	2166953.26	1.16
ANCILLARY SERVICES	.00		.00						
MEMBERSHIPS	1100.00		1100.00	935.00	1.17	215.00	.39	540.00	1.73
DEPOSITS	180.00		180.00	15820.00-	.01	4810.00	1.15	4165.00-	3.79
OTHER DEPS	.00		.00	.00	.00	.00	.00	.00	.00
TOTAL ****	1280.00		1280.00	14885.00-	.08	5025.00	1.38	3625.00-	4.10
GRAND TOTAL ****	5442582.79	272774.72	5715357.51	26328241.11	.21	4753979.55	.20	22656820.95	1.16

PRG. CLASSREG  
FLEMING MASON ENERGY

REVENUE REPORT  
REGISTER DATE 5/21

BILL MOYR 5/21

RUN DATE 06/07/21 09:08 AM  
PAGE 33

GRAND TOTALS									
	THIS YEAR					LAST YEAR			
	GROSS	ADJUSTMENTS	NET/MONTH	YTD	% CHG	MONTH	% CHG	YTD	% CHG
ENERGY	4741114.60	5533.40	4746648.00	27862291.53	.17	4554078.90	.18	25292598.14	1.10
FUEL	392880.80-	15.33	392865.47-	1184027.47-	.33	587461.59-	.29	2022819.44-	.58
DEMAND	.00	.00	.00	.00	.00	.00	.00	.00	.00
LIGHTS	85788.66	110.32-	85678.34	424821.39	.20	82543.78	.20	409464.71	1.03
INVESTMENT	.00	.00	.00	.00	.00	.00	.00	.00	.00
RENTAL/EQUIPMENT	.00	.00	.00	.00	.00	.00	.00	.00	.00
LM CREDITS	.00	.00	.00	5108.66-	.00	.00	.00	5067.00-	1.00
INTEREST	5.74-	.00	5.74-	17.67-	.32	75.40-	.26	283.11-	.06
CONTRACT	10296.39	150.00	10446.39	80558.74	.12	3.11-	.00	312.38	257.88
TOTAL ****	4444313.11	5588.41	4449901.52	27178517.86	.16	4049082.58	.17	23674205.68	1.14
STATE TAX	89904.58	3112.06	93016.64	506592.68	.18	79596.57	.20	390496.53	1.29
LOCAL TAX	96491.67	1500.58	97992.25	632579.76	.15	92290.91	.17	535215.61	1.18
FRANCHISE TAX	8512.52	.54-	8511.98	48169.42	.17	7721.80	.17	44371.97	1.08
GROSS TAX	.00	.00	.00	.00	.00	.00	.00	.00	.00
OTHER TAX	.00	.00	.00	.00	.00	.00	.00	.00	.00
TOTAL ****	194908.77	4612.10	199520.87	1187341.86	.16	179609.28	.18	970084.11	1.22
PENALTY	.00	21413.81	21413.81	125805.59	.17	22.68-	.00	77872.08	1.61
REOCCUR CHARGES	38.50		38.50	192.59	.19	38.50	.20	192.50	1.00
MISC CHARGES	11185.00		11185.00	56720.00	.19	1040.00	.02	35350.89	1.60
OTHER CHG BILLED	2218.56		2218.56	12555.49	.17	3980.75	.26	14865.35	.84
OTHER CHG ADJUSTED		.00	.00						
OTHER AMT 3	282978.84	272402.51	555381.35	3021652.33	.18	602543.33	.22	2724147.10	1.10
TOTAL ****	296420.90	272402.51	568823.41	3091120.41	.18	607602.58	.21	2774555.84	1.11
ANCILLARY SERVICES	.00		.00						
MEMBERSHIPS	370.00-		370.00-	565.00	.65	835.00	.60	1375.00	.41
DEPOSITS	2755.00-		2755.00-	18575.00-	.14	5895.00	3.40	1730.00	10.73
OTHER DEPS	.00		.00	.00	.00	.00	.00	.00	.00
TOTAL ****	3125.00-		3125.00-	18010.00-	.17	6730.00	2.16	3105.00	5.80
GRAND TOTAL ****	4932517.78	304016.83	5236534.61	31564775.72	.16	4843001.76	.17	27499822.71	1.14

PRG. CLASSREG  
FLEMING MASON ENERGY

REVENUE REPORT  
REGISTER DATE 6/21

BILL MOYR 6/21

RUN DATE 07/08/21 08:51 AM  
PAGE 33

GRAND TOTALS									
	THIS YEAR					LAST YEAR			
	GROSS	ADJUSTMENTS	NET/MONTH	YTD	% CHG	MONTH	% CHG	YTD	% CHG
ENERGY	5095441.99	2239.67-	5093202.32	32955493.85	.15	4892628.89	.16	30185227.03	1.09
FUEL	380757.50-	1656.22	379101.28-	1563128.75-	.24	653380.64-	.24	2676200.08-	.58
DEMAND	.00	.00	.00	.00	.00	.00	.00	.00	.00
LIGHTS	85766.76	186.05-	85580.71	510402.10	.16	82923.46	.16	492388.17	1.03
INVESTMENT	.00	.00	.00	.00	.00	.00	.00	.00	.00
RENTAL/EQUIPMENT	.00	.00	.00	.00	.00	.00	.00	.00	.00
LM CREDITS	.00	.00	.00	5108.66-	.00	.00	.00	5067.00-	1.00
INTEREST	7.26-	.00	7.26-	24.93-	.29	89.56-	.24	372.67-	.06
CONTRACT	8692.44	.00	8692.44	89251.18	.09	373.24-	6.13	60.86-	1466.49
TOTAL ****	4809136.43	769.50-	4808366.93	31986884.79	.15	4321708.91	.15	27995914.59	1.14
STATE TAX	101913.82	4562.33	106476.15	613068.83	.17	85424.53	.17	475921.06	1.28
LOCAL TAX	110032.71	2168.22	112200.93	744780.69	.15	100680.47	.15	635896.08	1.17
FRANCHISE TAX	9444.81	.00	9444.81	57614.23	.16	8801.53	.16	53173.50	1.08
GROSS TAX	.00	.00	.00	.00	.00	.00	.00	.00	.00
OTHER TAX	.00	.00	.00	.00	.00	.00	.00	.00	.00
TOTAL ****	221391.34	6730.55	228121.89	1415463.75	.16	194906.53	.16	1164990.64	1.21
PENALTY	.00	19517.60	19517.60	145323.19	.13	.00	.00	77872.08	1.86
REOCCUR CHARGES	38.50		38.50	231.09	.16	38.50	.16	231.00	1.00
MISC CHARGES	11893.38		11893.38	68613.38	.17	1185.10	.03	36535.99	1.87
OTHER CHG BILLED	2693.64		2693.64	15249.13	.17	3700.52	.19	18565.87	.82
OTHER CHG ADJUSTED		.00	.00						
OTHER AMT 3	395555.87	396541.88	792097.75	3813750.08	.20	801013.46	.22	3525160.56	1.08
TOTAL ****	410181.39	396541.88	806723.27	3897843.68	.20	805937.58	.22	3580493.42	1.08
ANCILLARY SERVICES	.00		.00						
MEMBERSHIPS	55.00		55.00	620.00	.08	425.00	.23	1800.00	.34
DEPOSITS	1445.00-		1445.00-	20020.00-	.07	870.00	.33	2600.00	7.70
OTHER DEPS	.00		.00	.00	.00	.00	.00	.00	.00
TOTAL ****	1390.00-		1390.00-	19400.00-	.07	1295.00	.29	4400.00	4.40
GRAND TOTAL ****	5439319.16	422020.53	5861339.69	37426115.41	.15	5323848.02	.16	32823670.73	1.14



PRG. CLASSREG  
FLEMING MASON ENERGY

REVENUE REPORT  
REGISTER DATE 7/21

BILL MOYR 7/21

RUN DATE 08/05/21 02:31 PM  
PAGE 33

	GRAND TOTALS THIS YEAR					LAST YEAR			
	GROSS	ADJUSTMENTS	NET/MONTH	YTD	% CHG	MONTH	% CHG	YTD	% CHG
ENERGY	5416197.27	1276.34-	5414920.93	38370414.78	.14	5382770.75	.15	35567997.78	1.07
FUEL	325971.09-	1568.82	324402.27-	1887531.02-	.17	507283.80-	.15	3183483.88-	.59
DEMAND	.00	.00	.00	.00	.00	.00	.00	.00	.00
LIGHTS	85810.19	244.92-	85565.27	595967.37	.14	83321.90	.14	575710.07	1.03
INVESTMENT	.00	.00	.00	.00	.00	.00	.00	.00	.00
RENTAL/EQUIPMENT	.00	.00	.00	.00	.00	.00	.00	.00	.00
LM CREDITS	.00	.00	.00	5108.66-	.00	.00	.00	5067.00-	1.00
INTEREST	12.41-	.00	12.41-	37.34-	.33	137.39-	.26	510.06-	.07
CONTRACT	8617.86	.00	8617.86	97869.04	.08	497.88-	.89	558.74-	175.16
TOTAL ****	5184641.82	47.56	5184689.38	37171574.17	.13	4958173.58	.15	32954088.17	1.12
STATE TAX	109411.29	4251.37	113662.66	726731.49	.15	87369.85	.15	563290.91	1.29
LOCAL TAX	128677.52	2033.51	130711.03	875491.72	.14	120664.67	.15	756560.75	1.15
FRANCHISE TAX	11303.62	.00	11303.62	68917.85	.16	11092.47	.17	64265.97	1.07
GROSS TAX	.00	.00	.00	.00	.00	.00	.00	.00	.00
OTHER TAX	.00	.00	.00	.00	.00	.00	.00	.00	.00
TOTAL ****	249392.43	6284.88	255677.31	1671141.06	.15	219126.99	.15	1384117.63	1.20
PENALTY	.00	20697.06	20697.06	166020.25	.12	.00	.00	77872.08	2.13
REOCCUR CHARGES	38.50		38.50	269.59	.14	38.50	.14	269.50	1.00
MISC CHARGES	9595.00		9595.00	78208.38	.12	1260.00	.03	37795.99	2.06
OTHER CHG BILLED	3115.24		3115.24	18364.37	.16	2694.70	.12	21260.57	.86
OTHER CHG ADJUSTED		.00	.00						
OTHER AMT 3	744828.24	389175.25	1134003.49	4947753.57	.22	984544.09	.21	4509704.65	1.09
TOTAL ****	757576.98	389175.25	1146752.23	5044595.91	.22	988537.29	.21	4569030.71	1.10
ANCILLARY SERVICES	.00		.00						
MEMBERSHIPS	135.00		135.00	755.00	.17	820.00	.31	2620.00	.28
DEPOSITS	2290.00-		2290.00-	22310.00-	.10	4160.00-	2.66	1560.00-	14.30
OTHER DEPS	.00		.00	.00	.00	.00	.00	.00	.00
TOTAL ****	2155.00-		2155.00-	21555.00-	.09	3340.00-	3.15	1060.00	20.33
GRAND TOTAL ****	6189456.23	416204.75	6605660.98	44031776.39	.15	6162497.86	.15	38986168.59	1.12

PRG. CLASSREG  
FLEMING MASON ENERGY

REVENUE REPORT  
REGISTER DATE 8/21

BILL MOYR 8/21

RUN DATE 09/09/21 09:15 AM  
PAGE 33

	GRAND TOTALS THIS YEAR					LAST YEAR			
	GROSS	ADJUSTMENTS	NET/MONTH	YTD	% CHG	MONTH	% CHG	YTD	% CHG
ENERGY	5646868.42	178.62-	5646689.80	44017104.58	.12	5273688.81	.12	40841686.59	1.07
FUEL	256883.59-	1488.70	255394.89-	2142925.91-	.11	328562.77-	.09	3512046.65-	.61
DEMAND	.00	.00	.00	.00	.00	.00	.00	.00	.00
LIGHTS	86349.28	166.22-	86183.06	682150.43	.12	83540.82	.12	659250.89	1.03
INVESTMENT	.00	.00	.00	.00	.00	.00	.00	.00	.00
RENTAL/EQUIPMENT	.00	.00	.00	.00	.00	.00	.00	.00	.00
LM CREDITS	.00	.00	.00	5108.66-	.00	.00	.00	5067.00-	1.00
INTEREST	12.46-	.00	12.46-	49.80-	.25	115.99-	.18	626.05-	.07
CONTRACT	6831.09	.00	6831.09	104700.13	.06	687.20-	.55	1245.94-	84.03
TOTAL ****	5483152.74	1143.86	5484296.60	42655870.77	.12	5027863.67	.13	37981951.84	1.12
STATE TAX	114687.56	3692.95	118380.51	845112.00	.14	102787.65	.15	666078.56	1.26
LOCAL TAX	129283.13	1791.61	131074.74	1006566.46	.13	122003.58	.13	878564.33	1.14
FRANCHISE TAX	11203.06	1.78-	11201.28	80119.13	.13	10815.01	.14	75080.98	1.06
GROSS TAX	.00	.00	.00	.00	.00	.00	.00	.00	.00
OTHER TAX	.00	.00	.00	.00	.00	.00	.00	.00	.00
TOTAL ****	255173.75	5482.78	260656.53	1931797.59	.13	235606.24	.14	1619723.87	1.19
PENALTY	.00	27813.87	27813.87	193834.12	.14	.00	.00	77872.08	2.48
REOCCUR CHARGES	38.50		38.50	308.09	.12	38.50	.12	308.00	1.00
MISC CHARGES	9680.01		9680.01	87888.39	.11	560.00	.01	38355.99	2.29
OTHER CHG BILLED	3530.11		3530.11	21855.02	.16	2277.54	.09	23538.11	.92
OTHER CHG ADJUSTED		39.46-	39.46-						
OTHER AMT 3	492145.65	348310.77	840456.42	5788209.99	.14	918995.65	.16	5428700.30	1.06
TOTAL ****	505394.27	348271.31	853665.58	5898261.49	.14	921871.69	.16	5490902.40	1.07
ANCILLARY SERVICES	.00		.00						
MEMBERSHIPS	115.00		115.00	870.00	.13	875.00	.25	3495.00	.24
DEPOSITS	10485.00-		10485.00-	32795.00-	.31	4150.00	1.60	2590.00	12.66
OTHER DEPS	.00		.00	.00	.00	.00	.00	.00	.00
TOTAL ****	10370.00-		10370.00-	31925.00-	.32	5025.00	.82	6085.00	5.24
GRAND TOTAL ****	6233350.76	382711.82	6616062.58	50647838.97	.13	6190366.60	.13	45176535.19	1.12

PRG. CLASSREG  
FLEMING MASON ENERGY

REVENUE REPORT  
REGISTER DATE 9/21

BILL MOYR 9/21

RUN DATE 10/07/21 11:46 AM  
PAGE 33

GRAND TOTALS									
	THIS YEAR					LAST YEAR			
	GROSS	ADJUSTMENTS	NET/MONTH	YTD	% CHG	MONTH	% CHG	YTD	% CHG
ENERGY	5122449.49	371.85-	5122077.64	49139182.22	.10	4776154.81	.10	45617841.40	1.07
FUEL	183261.96-	1160.63	182101.33-	2325027.24-	.07	271312.13-	.07	3783358.78-	.61
DEMAND	.00	.00	.00	.00	.00	.00	.00	.00	.00
LIGHTS	86331.22	113.55-	86217.67	768368.10	.11	83797.89	.11	743048.78	1.03
INVESTMENT	.00	.00	.00	.00	.00	.00	.00	.00	.00
RENTAL/EQUIPMENT	.00	.00	.00	.00	.00	.00	.00	.00	.00
LM CREDITS	12240.00-	.00	12240.00-	17348.66-	.70	11880.00-	.70	16947.00-	1.02
INTEREST	10.54-	.00	10.54-	60.34-	.17	142.52-	.18	768.57-	.07
CONTRACT	7619.06	.00	7619.06	112319.19	.06	458.16-	.26	1704.10-	65.91
TOTAL ****	5020887.27	675.23	5021562.50	47677433.27	.10	4576159.89	.10	42558111.73	1.12
STATE TAX	111267.64	3505.02	114772.66	959884.66	.11	95113.90	.12	761192.46	1.26
LOCAL TAX	113643.77	1689.64	115333.41	1121899.87	.10	105997.22	.10	984561.55	1.13
FRANCHISE TAX	9578.68	.00	9578.68	89697.81	.10	9630.79	.11	84711.77	1.05
GROSS TAX	.00	.00	.00	.00	.00	.00	.00	.00	.00
OTHER TAX	.00	.00	.00	.00	.00	.00	.00	.00	.00
TOTAL ****	234490.09	5194.66	239684.75	2171482.34	.11	210741.91	.11	1830465.78	1.18
PENALTY	.00	23204.45	23204.45	217038.57	.10	.00	.00	77872.08	2.78
REOCCUR CHARGES	38.50		38.50	346.59	.11	38.50	.11	346.50	1.00
MISC CHARGES	14000.00		14000.00	101888.39	.13	1310.26	.03	39666.25	2.56
OTHER CHG BILLED	2245.63		2245.63	24100.65	.09	2542.89	.09	26081.00	.92
OTHER CHG ADJUSTED		.00	.00						
OTHER AMT 3	367925.86	310201.17	678127.03	6466337.02	.10	686119.17	.11	6114819.47	1.05
TOTAL ****	384209.99	310201.17	694411.16	6592672.65	.10	690010.82	.11	6180913.22	1.06
ANCILLARY SERVICES	.00		.00						
MEMBERSHIPS	250.00		250.00	1120.00	.22	1010.00	.22	4505.00	.24
DEPOSITS	3370.00-		3370.00-	36165.00-	.09	4310.00	.62	6900.00	5.24
OTHER DEPS	.00		.00	.00	.00	.00	.00	.00	.00
TOTAL ****	3120.00-		3120.00-	35045.00-	.08	5320.00	.46	11405.00	3.07
GRAND TOTAL ****	5636467.35	339275.51	5975742.86	56623581.83	.10	5482232.62	.10	50658767.81	1.11

PRG. CLASSREG	REVENUE REPORT					BILL MOYR 10/21	RUN DATE	11/09/21	10:54 AM
FLEMING MASON ENERGY	REGISTER DATE 10/21						PAGE	33	
GRAND TOTALS									
THIS YEAR									
	GROSS	ADJUSTMENTS	NET/MONTH	YTD	% CHG	MONTH	LAST YEAR % CHG	YTD	% CHG
ENERGY	5803844.14	1003.73-	5802840.41	54942022.63	.10	4746107.69	.09	50363949.09	1.09
FUEL	142179.98-	21673.35	120506.63-	2445533.87-	.04	404709.94-	.09	4188068.72-	.58
DEMAND	.00	.00	.00	.00	.00	.00	.00	.00	.00
LIGHTS	89645.12	310.55-	89334.57	857702.67	.10	84055.56	.10	827104.34	1.03
INVESTMENT	.00	.00	.00	.00	.00	.00	.00	.00	.00
RENTAL/EQUIPMENT	.00	.00	.00	.00	.00	.00	.00	.00	.00
LM CREDITS	.00	.00	.00	17348.66-	.00	.00	.00	16947.00-	1.02
INTEREST	16.64-	.00	16.64-	76.98-	.21	190.68-	.19	959.25-	.08
CONTRACT	5074.13	.00	5074.13	117393.32	.04	473.33	.38	1230.77-	95.38
TOTAL ****	5756366.77	20359.07	5776725.84	53454159.11	.10	4425735.96	.09	46983847.69	1.13
STATE TAX	153293.68	7749.44	161043.12	1120927.78	.14	100154.58	.11	861347.04	1.30
LOCAL TAX	129550.39	3757.39	133307.78	1255207.65	.10	95761.52	.08	1080323.07	1.16
FRANCHISE TAX	9118.15	.84-	9117.31	98815.12	.09	7715.50	.08	92427.27	1.06
GROSS TAX	.00	.00	.00	.00	.00	.00	.00	.00	.00
OTHER TAX	.00	.00	.00	.00	.00	.00	.00	.00	.00
TOTAL ****	291962.22	11505.99	303468.21	2474950.55	.12	203631.60	.10	2034097.38	1.21
PENALTY	.00	19806.21	19806.21	236844.78	.08	.00	.00	77872.08	3.04
REOCCUR CHARGES	38.50		38.50	385.09	.09	38.50	.10	385.00	1.00
MISC CHARGES	9700.00		9700.00	111588.39	.08	1128.58	.02	40794.83	2.73
OTHER CHG BILLED	2113.15		2113.15	26213.80	.08	2876.72	.09	28957.72	.90
OTHER CHG ADJUSTED		.00	.00						
OTHER AMT 3	316650.43	368753.74	685404.17	7151741.19	.09	443660.11	.06	6558479.58	1.09
TOTAL ****	328502.08	368753.74	697255.82	7289928.47	.09	447703.91	.06	6628617.13	1.09
ANCILLARY SERVICES	.00		.00						
MEMBERSHIPS	455.00		455.00	1575.00	.28	200.00-	.04	4305.00	.36
DEPOSITS	3450.00-		3450.00-	39615.00-	.08	220.00	.03	7120.00	5.56
OTHER DEPS	.00		.00	.00	.00	.00	.00	.00	.00
TOTAL ****	2995.00-		2995.00-	38040.00-	.07	20.00	.00	11425.00	3.32
GRAND TOTAL ****	6373836.07	420425.01	6794261.08	63417842.91	.10	5077091.47	.09	55735859.28	1.13

PRG. CLASSREG  
FLEMING MASON ENERGY

REVENUE REPORT  
REGISTER DATE 11/21

BILL MOYR 11/21

RUN DATE 12/07/21 11:25 AM  
PAGE 33

GRAND TOTALS

	THIS YEAR					LAST YEAR			
	GROSS	ADJUSTMENTS	NET/MONTH	YTD	% CHG	MONTH	% CHG	YTD	% CHG
ENERGY	6002918.18	16219.87	6019138.05	60961160.68	.09	5175945.35	.09	55539894.44	1.09
FUEL	194074.37	17.68	194092.05	2251441.82-	.08	473866.24-	.10	4661934.96-	.48
DEMAND	.00	.00	.00	.00	.00	.00	.00	.00	.00
LIGHTS	89871.65	88.31-	89783.34	947486.01	.09	84486.71	.09	911591.05	1.03
INVESTMENT	.00	.00	.00	.00	.00	.00	.00	.00	.00
RENTAL/EQUIPMENT	.00	.00	.00	.00	.00	.00	.00	.00	.00
LM CREDITS	.00	.00	.00	17348.66-	.00	.00	.00	16947.00-	1.02
INTEREST	12.15-	.00	12.15-	89.13-	.13	139.75-	.12	1099.00-	.08
CONTRACT	4723.79	.00	4723.79	122117.11	.03	1365.93	10.10	135.16	903.50
TOTAL ****	6291575.84	16149.24	6307725.08	59761884.19	.10	4787792.00	.09	51771639.69	1.15
STATE TAX	126597.10	8301.98	134899.08	1255826.86	.10	99626.20	.10	960973.24	1.30
LOCAL TAX	139899.89	4025.16	143925.05	1399132.70	.10	112250.57	.09	1192573.64	1.17
FRANCHISE TAX	9593.45	.00	9593.45	108408.57	.08	8440.54	.08	100867.81	1.07
GROSS TAX	.00	.00	.00	.00	.00	.00	.00	.00	.00
OTHER TAX	.00	.00	.00	.00	.00	.00	.00	.00	.00
TOTAL ****	276090.44	12327.14	288417.58	2763368.13	.10	220317.31	.09	2254414.69	1.22
PENALTY	.00	17882.01	17882.01	254726.79	.07	2487.22	.03	80359.30	3.16
REOCCUR CHARGES	38.50		38.50	423.59	.09	38.50	.09	423.50	1.00
MISC CHARGES	9898.72		9898.72	121487.11	.08	1340.00	.03	42134.83	2.88
OTHER CHG BILLED	2624.42		2624.42	28838.22	.09	2578.53	.08	31536.25	.91
OTHER CHG ADJUSTED		.00	.00						
OTHER AMT 3	407881.97	496545.58	904427.55	8056168.74	.11	737543.37	.10	7296022.95	1.10
TOTAL ****	420443.61	496545.58	916989.19	8206917.66	.11	741500.40	.10	7370117.53	1.11
ANCILLARY SERVICES	.00		.00						
MEMBERSHIPS	805.00		805.00	2380.00	.33	850.00	.16	5155.00	.46
DEPOSITS	1255.00-		1255.00-	40870.00-	.03	1295.00-	.22	5825.00	7.01
OTHER DEPS	.00		.00	.00	.00	.00	.00	.00	.00
TOTAL ****	450.00-		450.00-	38490.00-	.01	445.00-	.04	10980.00	3.50
GRAND TOTAL ****	6987659.89	542903.97	7530563.86	70948406.77	.10	5751651.93	.09	61487511.21	1.15

PRG. CLASSREG  
FLEMING MASON ENERGY

REVENUE REPORT  
REGISTER DATE 12/21

BILL MOYR 12/21

RUN DATE 01/10/22 07:18 AM  
PAGE 33

	GRAND TOTALS					LAST YEAR			
	GROSS	ADJUSTMENTS	NET/MONTH	YTD	% CHG	MONTH	% CHG	YTD	% CHG
ENERGY	6230777.71	3276.69	6234054.40	67195215.08	.09	6180204.23	.10	61720098.67	1.08
FUEL	1040018.91	346.43-	1039672.48	1211769.34-	.85	434929.54-	.08	5096864.50-	.23
DEMAND	.00	.00	.00	.00	.00	.00	.00	.00	.00
LIGHTS	90046.11	480.05-	89566.06	1037052.07	.08	84441.66	.08	996032.71	1.04
INVESTMENT	.00	.00	.00	.00	.00	.00	.00	.00	.00
RENTAL/EQUIPMENT	.00	.00	.00	.00	.00	.00	.00	.00	.00
LM CREDITS	.00	.00	.00	17348.66-	.00	.00	.00	16947.00-	1.02
INTEREST	562.84-	.00	562.84-	651.97-	.86	10393.89-	.90	11492.89-	.05
CONTRACT	3511.32	79.20-	3432.12	125549.23	.02	16355.61	.99	16490.77	7.61
TOTAL ****	7363791.21	2371.01	7366162.22	67128046.41	.10	5835678.07	.10	57607317.76	1.16
STATE TAX	151960.03	10712.77	162672.80	1418499.66	.11	114846.91	.10	1075820.15	1.31
LOCAL TAX	171882.13	5304.74	177186.87	1576319.57	.11	150880.11	.11	1343453.75	1.17
FRANCHISE TAX	11853.50	3.17-	11850.33	120258.90	.09	10568.29	.09	111436.10	1.07
GROSS TAX	.00	.00	.00	.00	.00	.00	.00	.00	.00
OTHER TAX	.00	.00	.00	.00	.00	.00	.00	.00	.00
TOTAL ****	335695.66	16014.34	351710.00	3115078.13	.11	276295.31	.10	2530710.00	1.23
PENALTY	.00	27744.91	27744.91	282471.70	.09	6509.55	.07	86868.85	3.25
REOCCUR CHARGES	38.50		38.50	462.09	.08	38.50	.08	462.00	1.00
MISC CHARGES	8970.00		8970.00	130457.11	.06	1545.00	.03	43679.83	2.98
OTHER CHG BILLED	2169.81		2169.81	31008.03	.06	2519.94	.07	34056.19	.91
OTHER CHG ADJUSTED		.00	.00						
OTHER AMT 3	610068.80	572390.32	1182459.12	9238627.86	.12	1027803.64	.12	8323826.59	1.10
TOTAL ****	621247.11	572390.32	1193637.43	9400555.09	.12	1031907.08	.12	8402024.61	1.11
ANCILLARY SERVICES	.00		.00						
MEMBERSHIPS	50.00		50.00	2430.00	.02	45.00	.00	5200.00	.46
DEPOSITS	1990.00-		1990.00-	42860.00-	.04	3115.00-	1.14	2710.00	15.81
OTHER DEPS	.00		.00	.00	.00	.00	.00	.00	.00
TOTAL ****	1940.00-		1940.00-	40430.00-	.04	3070.00-	.38	7910.00	5.11
GRAND TOTAL ****	8318793.98	618520.58	8937314.56	79885721.33	.11	7147320.01	.10	68634831.22	1.16

PRG. CLASSREG  
FLEMING MASON ENERGY

REVENUE REPORT  
REGISTER DATE 1/22

BILL MOYR 1/22

RUN DATE 02/07/22 11:39 AM  
PAGE 33

	GRAND TOTALS THIS YEAR					LAST YEAR			
	GROSS	ADJUSTMENTS	NET/MONTH	YTD	% CHG	MONTH	% CHG	YTD	% CHG
ENERGY	7055564.18	926.72-	7054637.46	7054637.46	1.00	6505672.44	1.00	6505672.44	1.08
FUEL	1437533.39	12483.57-	1425049.82	1425049.82	1.00	343504.64-	1.00	343504.64-	4.14
DEMAND	.00	.00	.00	.00	.00	.00	.00	.00	.00
LIGHTS	90054.52	219.01-	89835.51	89835.51	1.00	84566.84	1.00	84566.84	1.06
INVESTMENT	.00	.00	.00	.00	.00	.00	.00	.00	.00
RENTAL/EQUIPMENT	.00	.00	.00	.00	.00	.00	.00	.00	.00
LM CREDITS	.00	.00	.00	.00	.00	.00	.00	.00	.00
INTEREST	1.44-	.00	1.44-	1.44-	1.00	1.47-	1.00	1.47-	.97
CONTRACT	3701.90	.00	3701.90	3701.90	1.00	21528.61	1.00	21528.61	.17
TOTAL ****	8586852.55	13629.30-	8573223.25	8573223.25	1.00	6268261.78	1.00	6268261.78	1.36
STATE TAX	145205.15	5426.72	150631.87	150631.87	1.00	115174.76	1.00	115174.76	1.30
LOCAL TAX	203867.28	2618.73	206486.01	206486.01	1.00	160520.56	1.00	160520.56	1.28
FRANCHISE TAX	14197.92	.00	14197.92	14197.92	1.00	11357.44	1.00	11357.44	1.25
GROSS TAX	.00	.00	.00	.00	.00	.00	.00	.00	.00
OTHER TAX	.00	.00	.00	.00	.00	.00	.00	.00	.00
TOTAL ****	363270.35	8045.45	371315.80	371315.80	1.00	287052.76	1.00	287052.76	1.29
PENALTY	.00	38861.04	38861.04	38861.04	1.00	4753.56	1.00	4753.56	8.17
REOCCUR CHARGES	38.50		38.50	38.50	1.00	38.50	1.00	38.50	1.00
MISC CHARGES	1270.00		1270.00	1270.00	1.00	10770.00	1.00	10770.00	.11
OTHER CHG BILLED	2698.85		2698.85	2698.85	1.00	2423.26	1.00	2423.26	1.11
OTHER CHG ADJUSTED		.00	.00						
OTHER AMT 3	436289.19	338483.94	774773.13	774773.13	1.00	1050768.53	1.00	1050768.53	.73
TOTAL ****	440296.54	338483.94	778780.48	778780.48	1.00	1064000.29	1.00	1064000.29	.73
ANCILLARY SERVICES	.00		.00						
MEMBERSHIPS	420.00		420.00	420.00	1.00	560.00	1.00	560.00	.75
DEPOSITS	6140.00-		6140.00-	6140.00-	1.00	5635.00-	1.00	5635.00-	1.08
OTHER DEPS	.00		.00	.00	.00	.00	.00	.00	.00
TOTAL ****	5720.00-		5720.00-	5720.00-	1.00	5075.00-	1.00	5075.00-	1.12
GRAND TOTAL ****	9384699.44	371761.13	9756460.57	9756460.57	1.00	7618993.39	1.00	7618993.39	1.28

PRG. CLASSREG	REVENUE REPORT					BILL MOYR	2/22	RUN DATE	03/07/22	01:45 PM
FLEMING-MASON ENERGY	REGISTER DATE 2/22					PAGE 33				
GRAND TOTALS										
THIS YEAR										
	GROSS	ADJUSTMENTS	NET/MONTH	YTD	% CHG	MONTH	LAST YEAR % CHG	YTD	% CHG	
ENERGY	6169175.48	371.28-	6168804.20	13223441.66	.46	6412442.68	.49	12918115.12	1.02	
FUEL	648843.29	32.36-	648810.93	2073860.75	.31	281275.27-	.45	624779.91-	3.31	
DEMAND	.00	.00	.00	.00	.00	.00	.00	.00	.00	
LIGHTS	90208.74	644.94-	89563.80	179399.31	.49	84461.77	.49	169028.61	1.06	
INVESTMENT	.00	.00	.00	.00	.00	.00	.00	.00	.00	
RENTAL/EQUIPMENT	.00	.00	.00	.00	.00	.00	.00	.00	.00	
LM CREDITS	5069.33-	.00	5069.33-	5069.33-	1.00	5108.66-	1.00	5108.66-	.99	
INTEREST	2.38-	.00	2.38-	3.82-	.62	2.68-	.64	4.15-	.92	
CONTRACT	2912.75	.00	2912.75	6614.65	.44	20008.02	.48	41536.63	.15	
TOTAL ****	6906068.55	1048.58-	6905019.97	15478243.22	.44	6230525.86	.49	12498787.64	1.23	
STATE TAX	96625.41	3841.32	100466.73	251098.60	.40	101999.70	.46	217174.46	1.15	
LOCAL TAX	140655.24	1854.81	142510.05	348996.06	.40	154385.71	.49	314906.27	1.10	
FRANCHISE TAX	10096.71	.00	10096.71	24294.63	.41	10999.25	.49	22356.69	1.08	
GROSS TAX	.00	.00	.00	.00	.00	.00	.00	.00	.00	
OTHER TAX	.00	.00	.00	.00	.00	.00	.00	.00	.00	
TOTAL ****	247377.36	5696.13	253073.49	624389.29	.40	267384.66	.48	554437.42	1.12	
PENALTY	.00	52187.99	52187.99	91049.03	.57	44098.06	.90	48851.62	1.86	
REOCCUR CHARGES	38.50		38.50	77.00	.50	38.50	.50	77.00	1.00	
MISC CHARGES	12316.49		12316.49	13586.49	.90	7925.00	.42	18695.00	.72	
OTHER CHG BILLED	2975.51		2975.51	5674.36	.52	2722.03	.52	5145.29	1.10	
OTHER CHG ADJUSTED		.00	.00							
OTHER AMT 3	155286.68-	309923.66	154636.98	929410.11	.16	647397.09	.38	1698165.62	.54	
TOTAL ****	139956.18-	309923.66	169967.48	948747.96	.17	658082.62	.38	1722082.91	.55	
ANCILLARY SERVICES	.00		.00							
MEMBERSHIPS	160.00		160.00	580.00	.27	180.00-	.47	380.00	1.52	
DEPOSITS	6825.00-		6825.00-	12965.00-	.52	7430.00-	.56	13065.00-	.99	
OTHER DEPS	.00		.00	.00	.00	.00	.00	.00	.00	
TOTAL ****	6665.00-		6665.00-	12385.00-	.53	7610.00-	.59	12685.00-	.97	
GRAND TOTAL ****	7006824.73	366759.20	7373583.93	17130044.50	.43	7192481.20	.48	14811474.59	1.15	



PRG. CLASSREG  
FLEMING-MASON ENERGY

REVENUE REPORT  
REGISTER DATE 3/22

BILL MOYR 3/22

RUN DATE 04/07/22 02:39 PM  
PAGE 33

GRAND TOTALS									
	THIS YEAR					LAST YEAR			
	GROSS	ADJUSTMENTS	NET/MONTH	YTD	% CHG	MONTH	% CHG	YTD	% CHG
ENERGY	5740125.94	196.64-	5739929.30	18963370.96	.30	5318953.11	.29	18237068.23	1.03
FUEL	521718.35	24.36-	521693.99	2595554.74	.20	169472.39-	.21	794252.30-	3.26
DEMAND	.00	.00	.00	.00	.00	.00	.00	.00	.00
LIGHTS	90676.77	631.32-	90045.45	269444.76	.33	85032.86	.33	254061.47	1.06
INVESTMENT	.00	.00	.00	.00	.00	.00	.00	.00	.00
RENTAL/EQUIPMENT	.00	.00	.00	.00	.00	.00	.00	.00	.00
LM CREDITS	.00	.00	.00	5069.33-	.00	.00	.00	5108.66-	.99
INTEREST	4.33-	.00	4.33-	8.15-	.53	3.90-	.48	8.05-	1.01
CONTRACT	3184.82	.00	3184.82	9799.47	.32	14961.64	.26	56498.27	.17
TOTAL ****	6355701.55	852.32-	6354849.23	21833092.45	.29	5249471.32	.29	17748258.96	1.23
STATE TAX	114498.16	3261.07	117759.23	368857.83	.31	93881.06	.30	311055.52	1.18
LOCAL TAX	130928.18	1577.35	132505.53	481501.59	.27	107312.24	.25	422218.51	1.14
FRANCHISE TAX	9963.38	69.17-	9894.21	34188.84	.28	8223.11	.26	30579.80	1.11
GROSS TAX	.00	.00	.00	.00	.00	.00	.00	.00	.00
OTHER TAX	.00	.00	.00	.00	.00	.00	.00	.00	.00
TOTAL ****	255389.72	4769.25	260158.97	884548.26	.29	209416.41	.27	763853.83	1.15
PENALTY	.00	34648.72	34648.72	125697.75	.27	34801.04	.41	83652.66	1.50
REOCCUR CHARGES	38.50		38.50	115.50	.33	38.50	.33	115.50	1.00
MISC CHARGES	15490.62		15490.62	29077.11	.53	15385.00	.45	34080.00	.85
OTHER CHG BILLED	2571.02		2571.02	8245.38	.31	2832.11	.35	7977.40	1.03
OTHER CHG ADJUSTED		.00	.00						
OTHER AMT 3	215167.23	260665.60	475832.83	1405242.94	.33	292944.63	.14	1991110.25	.70
TOTAL ****	233267.37	260665.60	493932.97	1442680.93	.34	311200.24	.15	2033283.15	.70
ANCILLARY SERVICES	.00		.00						
MEMBERSHIPS	195.00-		195.00-	385.00	.50	545.00-	3.30	165.00-	2.33
DEPOSITS	706.00		706.00	12259.00-	.05	2935.00-	.18	16000.00-	.76
OTHER DEPS	.00		.00	.00	.00	.00	.00	.00	.00
TOTAL ****	511.00		511.00	11874.00-	.04	3480.00-	.21	16165.00-	.73
GRAND TOTAL ****	6844869.64	299231.25	7144100.89	24274145.39	.29	5801409.01	.28	20612883.60	1.17

PRG. CLASSREG  
FLEMING-MASON ENERGY

REVENUE REPORT  
REGISTER DATE 4/22

BILL MOYR 4/22

RUN DATE 05/09/22 09:39 AM  
PAGE 33

	GRAND TOTALS					LAST YEAR			
	GROSS	ADJUSTMENTS	NET/MONTH	YTD	% CHG	MONTH	% CHG	YTD	% CHG
ENERGY	5434016.92	6928.86	5440945.78	24404316.74	.22	4878575.30	.21	23115643.53	1.05
FUEL	638954.99	11.05-	638943.94	3234498.68	.19	3090.30	.00	791162.00-	4.08
DEMAND	.00	.00	.00	.00	.00	.00	.00	.00	.00
LIGHTS	91117.55	86.38-	91031.17	360475.93	.25	85081.58	.25	339143.05	1.06
INVESTMENT	.00	.00	.00	.00	.00	.00	.00	.00	.00
RENTAL/EQUIPMENT	.00	.00	.00	.00	.00	.00	.00	.00	.00
LM CREDITS	.00	.00	.00	5069.33-	.00	.00	.00	5108.66-	.99
INTEREST	5.36-	.00	5.36-	13.51-	.39	3.88-	.32	11.93-	1.13
CONTRACT	3117.19	.00	3117.19	12916.66	.24	13614.08	.19	70112.35	.18
TOTAL ****	6167201.29	6831.43	6174032.72	28007125.17	.22	4980357.38	.21	22728616.34	1.23
STATE TAX	115731.74	3789.03	119520.77	488378.60	.24	102520.52	.24	413576.04	1.18
LOCAL TAX	126594.56	1838.93	128433.49	609935.08	.21	112369.00	.21	534587.51	1.14
FRANCHISE TAX	9662.91	.00	9662.91	43851.75	.22	9077.64	.22	39657.44	1.10
GROSS TAX	.00	.00	.00	.00	.00	.00	.00	.00	.00
OTHER TAX	.00	.00	.00	.00	.00	.00	.00	.00	.00
TOTAL ****	251989.21	5627.96	257617.17	1142165.43	.22	223967.16	.22	987820.99	1.15
PENALTY	.00	26335.60	26335.60	152033.35	.17	20739.12	.19	104391.78	1.45
REOCCUR CHARGES	38.50		38.50	154.00	.25	38.59	.25	154.09	.99
MISC CHARGES	10852.58		10852.58	39929.69	.27	11455.00	.25	45535.00	.87
OTHER CHG BILLED	6846.24		6846.24	15091.62	.45	2359.53	.22	10336.93	1.45
OTHER CHG ADJUSTED		.00	.00						
OTHER AMT 3	95303.96	332061.51	427365.47	1832608.41	.23	475160.73	.19	2466270.98	.74
TOTAL ****	113041.28	332061.51	445102.79	1887783.72	.23	489013.85	.19	2522297.00	.74
ANCILLARY SERVICES	.00		.00						
MEMBERSHIPS	450.00		450.00	835.00	.53	1100.00	1.17	935.00	.89
DEPOSITS	5185.00-		5185.00-	17444.00-	.29	180.00	.01	15820.00-	1.10
OTHER DEPS	.00		.00	.00	.00	.00	.00	.00	.00
TOTAL ****	4735.00-		4735.00-	16609.00-	.28	1280.00	.08	14885.00-	1.11
GRAND TOTAL ****	6527496.78	370856.50	6898353.28	31172498.67	.22	5715357.51	.21	26328241.11	1.18

PRG. CLASS 1  
FLEMING-MAN ENERGY

REVENUE REPORT  
REGISTER DATE 5/22

.L MOYR 5/22

RUN DATE 06/13/22 11:20 AM  
PAGE 33

GRAND TOTALS									
	THIS YEAR					LAST YEAR			
	GROSS	ADJUSTMENTS	NET/MONTH	YTD	% CHG	MONTH	% CHG	YTD	% CHG
ENERGY	5316473.21	915.71	5317388.92	29721705.66	.17	4746648.00	.17	27862291.53	1.06
FUEL	504948.25	128.41-	504819.84	3739318.52	.13	392865.47-	.33	1184027.47-	3.15
DEMAND	.00	.00	.00	.00	.00	.00	.00	.00	.00
LIGHTS	91526.27	.00	91526.27	452002.20	.20	85678.34	.20	424821.39	1.06
INVESTMENT	.00	.00	.00	.00	.00	.00	.00	.00	.00
RENTAL/EQUIPMENT	.00	.00	.00	.00	.00	.00	.00	.00	.00
LM CREDITS	.00	.00	.00	5069.33-	.00	.00	.00	5108.66-	.99
INTEREST	6.88-	.00	6.88-	20.39-	.33	5.74-	.32	17.67-	1.15
CONTRACT	2061.79	.00	2061.79	14978.45	.13	10446.39	.12	80558.74	.18
TOTAL ****	5915002.64	787.30	5915789.94	33922915.11	.17	4449901.52	.16	27178517.86	1.24
STATE TAX	125156.68	3548.68	128705.36	617083.96	.20	93016.64	.18	506592.68	1.21
LOCAL TAX	124221.00	1744.43	125965.43	735900.51	.17	97992.25	.15	632579.76	1.16
FRANCHISE TAX	10672.54	.00	10672.54	54524.29	.19	8511.98	.17	48169.42	1.13
GROSS TAX	.00	.00	.00	.00	.00	.00	.00	.00	.00
OTHER TAX	.00	.00	.00	.00	.00	.00	.00	.00	.00
TOTAL ****	260050.22	5293.11	265343.33	1407508.76	.18	199520.87	.16	1187341.86	1.18
PENALTY	.00	25055.41	25055.41	177088.76	.14	21413.81	.17	125805.59	1.40
REOCCUR CHARGES	38.50		38.50	192.50	.20	38.50	.19	192.59	.99
MISC CHARGES	11490.00		11490.00	51419.69	.22	11185.00	.19	56720.00	.90
OTHER CHG BILLED	2992.39		2992.39	18084.01	.16	2218.56	.17	12555.49	1.44
OTHER CHG ADJUSTED		.00	.00						
OTHER AMT 3	384503.23	366668.20	751171.43	2583779.84	.29	555381.35	.18	3021652.33	.85
TOTAL ****	399024.12	366668.20	765692.32	2653476.04	.28	568823.41	.18	3091120.41	.85
ANCILLARY SERVICES	.00		.00						
MEMBERSHIPS	220.00-		220.00-	615.00	.35	370.00-	.65	565.00	1.08
DEPOSITS	2410.00-		2410.00-	19854.00-	.12	2755.00-	.14	18575.00-	1.06
OTHER DEPS	.00		.00	.00	.00	.00	.00	.00	.00
TOTAL ****	2630.00-		2630.00-	19239.00-	.13	3125.00-	.17	18010.00-	1.06
GRAND TOTAL ****	6571446.98	397804.02	6969251.00	38141749.67	.18	5236534.61	.16	31564775.72	1.20

PRG. CLASSREG  
FLEMING-MASON ENERGY

REVENUE REPORT  
REGISTER DATE 6/22

BILL MOYR 6/22

RUN DATE 07/08/22 10:52 AM  
PAGE 33

GRAND TOTALS									
	THIS YEAR					LAST YEAR			
	GROSS	ADJUSTMENTS	NET/MONTH	YTD	% CHG	MONTH	% CHG	YTD	% CHG
ENERGY	6087375.08	2659.40	6090034.48	35811740.14	.17	5093202.32	.15	32955493.85	1.08
FUEL	602237.42	100.59-	602136.83	4341455.35	.13	379101.28-	.24	1563128.75-	2.77
DEMAND	.00	.00	.00	.00	.00	.00	.00	.00	.00
LIGHTS	91315.30	182.09-	91133.21	543135.41	.16	85580.71	.16	510402.10	1.06
INVESTMENT	.00	.00	.00	.00	.00	.00	.00	.00	.00
RENTAL/EQUIPMENT	.00	.00	.00	.00	.00	.00	.00	.00	.00
LM CREDITS	.00	.00	.00	5069.33-	.00	.00	.00	5108.66-	.99
INTEREST	8.37-	.00	8.37-	28.76-	.29	7.26-	.29	24.93-	1.15
CONTRACT	1786.78	.00	1786.78	16765.23	.10	8692.44	.09	89251.18	.18
TOTAL ****	6782706.21	2376.72	6785082.93	40707998.04	.16	4808366.93	.15	31986884.79	1.27
STATE TAX	158464.39	5163.84	163628.23	780712.19	.20	106476.15	.17	613068.83	1.27
LOCAL TAX	154251.97	2489.67	156741.64	892642.15	.17	112200.93	.15	744780.69	1.19
FRANCHISE TAX	11935.76	.00	11935.76	66460.05	.17	9444.81	.16	57614.23	1.15
GROSS TAX	.00	.00	.00	.00	.00	.00	.00	.00	.00
OTHER TAX	.00	.00	.00	.00	.00	.00	.00	.00	.00
TOTAL ****	324652.12	7653.51	332305.63	1739814.39	.19	228121.89	.16	1415463.75	1.22
PENALTY	.00	20974.91	20974.91	198063.67	.10	19517.60	.13	145323.19	1.36
REOCUR CHARGES	38.50		38.50	231.00	.16	38.50	.16	231.09	.99
MISC CHARGES	11425.00		11425.00	62844.69	.18	11893.38	.17	68613.38	.91
OTHER CHG BILLED	1991.88		1991.88	20075.89	.09	2693.64	.17	15249.13	1.31
OTHER CHG ADJUSTED		.00	.00						
OTHER AMT 3	434138.41	418101.09	852239.50	3436019.34	.24	792097.75	.20	3813750.08	.90
TOTAL ****	447593.79	418101.09	865694.88	3519170.92	.24	806723.27	.20	3897843.68	.90
ANCILLARY SERVICES	.00		.00						
MEMBERSHIPS	1575.00		1575.00	2190.00	.71	55.00	.08	620.00	3.53
DEPOSITS	7260.00		7260.00	12594.00-	.57	1445.00-	.07	20020.00-	.62
OTHER DEPS	.00		.00	.00	.00	.00	.00	.00	.00
TOTAL ****	8835.00		8835.00	10404.00-	.84	1390.00-	.07	19400.00-	.53
GRAND TOTAL ****	7563787.12	449106.23	8012893.35	46154643.02	.17	5861339.69	.15	37426115.41	1.23

PRG. CLASSREG	REVENUE REPORT					BILL MOYR	7/22	RUN DATE	08/05/22	02:05 PM
FLEMING-MASON ENERGY	REGISTER DATE 7/22					PAGE 33				
GRAND TOTALS										
THIS YEAR										
	GROSS	ADJUSTMENTS	NET/MONTH	YTD	% CHG	MONTH	LAST YEAR % CHG	YTD	% CHG	
ENERGY	6267049.38	2706.84-	6264342.54	42076082.68	.14	5414920.93	.14	38370414.78	1.09	
FUEL	891226.09	1141.39-	890084.70	5231540.05	.17	324402.27-	.17	1887531.02-	2.77	
DEMAND	.00	.00	.00	.00	.00	.00	.00	.00	.00	
LIGHTS	91691.08	217.58-	91473.50	634608.91	.14	85565.27	.14	595967.37	1.06	
INVESTMENT	.00	.00	.00	.00	.00	.00	.00	.00	.00	
RENTAL/EQUIPMENT	.00	.00	.00	.00	.00	.00	.00	.00	.00	
LM CREDITS	.00	.00	.00	5069.33-	.00	.00	.00	5108.66-	.99	
INTEREST	6.65-	.00	6.65-	35.41-	.18	12.41-	.33	37.34-	.94	
CONTRACT	1823.77	.00	1823.77	18589.00	.09	8617.86	.08	97869.04	.18	
TOTAL ****	7251783.67	4065.81-	7247717.86	47955715.90	.15	5184689.38	.13	37171574.17	1.29	
STATE TAX	148732.18	5808.56	154540.74	935252.93	.16	113662.66	.15	726731.49	1.28	
LOCAL TAX	161386.22	2474.37	163860.59	1056502.74	.15	130711.03	.14	875491.72	1.20	
FRANCHISE TAX	13233.16	.00	13233.16	79693.21	.16	11303.62	.16	68917.85	1.15	
GROSS TAX	.00	.00	.00	.00	.00	.00	.00	.00	.00	
OTHER TAX	.00	.00	.00	.00	.00	.00	.00	.00	.00	
TOTAL ****	323351.56	8282.93	331634.49	2071448.88	.16	255677.31	.15	1671141.06	1.23	
PENALTY	.00	26688.19	26688.19	224751.86	.11	20697.06	.12	166020.25	1.35	
REOCCUR CHARGES	38.50		38.50	269.50	.14	38.50	.14	269.59	.99	
MISC CHARGES	9547.42		9547.42	72392.11	.13	9595.00	.12	78208.38	.92	
OTHER CHG BILLED	4042.88		4042.88	24118.77	.16	3115.24	.16	18364.37	1.31	
OTHER CHG ADJUSTED		.00	.00							
OTHER AMT 3	553418.54	483298.67	1036717.21	4472736.55	.23	1134003.49	.22	4947753.57	.90	
TOTAL ****	567047.34	483298.67	1050346.01	4569516.93	.22	1146752.23	.22	5044595.91	.90	
ANCILLARY SERVICES	.00		.00							
MEMBERSHIPS	70.00		70.00	2260.00	.03	135.00	.17	755.00	2.99	
DEPOSITS	5625.00		5625.00	6969.00-	.80	2290.00-	.10	22310.00-	.31	
OTHER DEPS	.00		.00	.00	.00	.00	.00	.00	.00	
TOTAL ****	5695.00		5695.00	4709.00-	1.20	2155.00-	.09	21555.00-	.21	
GRAND TOTAL ****	8147877.57	514203.98	8662081.55	54816724.57	.15	6605660.98	.15	44031776.39	1.24	

PRG. CLASSREG	REVENUE REPORT					BILL MOYR	8/22	RUN DATE	09/08/22	08:12 AM
FLEMING-MASON ENERGY	REGISTER DATE 8/22							PAGE		33
	GRAND TOTALS									
	THIS YEAR									
	GROSS	ADJUSTMENTS	NET/MONTH	YTD	% CHG	MONTH	LAST % CHG	YEAR YTD	% CHG	
ENERGY	6515121.79	4326.27	6519448.06	48595530.74	.13	5646689.80	.12	44017104.58	1.10	
FUEL	1128900.15	291.61-	1128608.54	6360148.59	.17	255394.89-	.11	2142925.91-	2.96	
DEMAND	.00	.00	.00	.00	.00	.00	.00	.00	.00	
LIGHTS	91774.70	91.06-	91683.64	726292.55	.12	86183.06	.12	682150.43	1.06	
INVESTMENT	.00	.00	.00	.00	.00	.00	.00	.00	.00	
RENTAL/EQUIPMENT	.00	.00	.00	.00	.00	.00	.00	.00	.00	
LM CREDITS	.00	.00	.00	5069.33-	.00	.00	.00	5108.66-	.99	
INTEREST	9.58-	.00	9.58-	44.99-	.21	12.46-	.25	49.80-	.90	
CONTRACT	4975.25	.00	4975.25	23564.25	.21	6831.09	.06	104700.13	.22	
TOTAL ****	7740762.31	3943.60	7744705.91	55700421.81	.13	5484296.60	.12	42655870.77	1.30	
STATE TAX	168024.22	4661.90	172686.12	1107939.05	.15	118380.51	.14	845112.00	1.31	
LOCAL TAX	169124.47	2249.97	171374.44	1227877.18	.13	131074.74	.13	1006566.46	1.21	
FRANCHISE TAX	13885.87	.00	13885.87	93579.08	.14	11201.28	.13	80119.13	1.16	
GROSS TAX	.00	.00	.00	.00	.00	.00	.00	.00	.00	
OTHER TAX	.00	.00	.00	.00	.00	.00	.00	.00	.00	
TOTAL ****	351034.56	6911.87	357946.43	2429395.31	.14	260656.53	.13	1931797.59	1.25	
PENALTY	.00	32630.07	32630.07	257381.93	.12	27813.87	.14	193834.12	1.32	
REOCCUR CHARGES	38.50		38.50	308.00	.12	38.50	.12	308.09	.99	
MISC CHARGES	9029.56		9029.56	81421.67	.11	9680.01	.11	87888.39	.92	
OTHER CHG BILLED	2603.91		2603.91	28239.34	.09	3490.65	.15	21855.02	1.29	
OTHER CHG ADJUSTED		1516.66	1516.66							
OTHER AMT 3	486369.28	406963.77	893333.05	5366069.60	.16	840456.42	.14	5788209.99	.92	
TOTAL ****	498041.25	408480.43	906521.68	5476038.61	.16	853665.58	.14	5898261.49	.92	
ANCILLARY SERVICES	.00		.00							
MEMBERSHIPS	245.00		245.00	2505.00	.09	115.00	.13	870.00	2.87	
DEPOSITS	75.00		75.00	6894.00-	.01	10485.00-	.31	32795.00-	.21	
OTHER DEPS	.00		.00	.00	.00	.00	.00	.00	.00	
TOTAL ****	320.00		320.00	4389.00-	.07	10370.00-	.32	31925.00-	.13	
GRAND TOTAL ****	8590158.12	451965.97	9042124.09	63858848.66	.14	6616062.58	.13	50647838.97	1.26	

PRG. CLASSREG  
FLEMING-MASON ENERGY

REVENUE REPORT  
REGISTER DATE 9/22

BILL MOYR 9/22

RUN DATE 10/13/22 09:21 AM  
PAGE 33

	GRAND TOTALS					LAST YEAR			
	GROSS	ADJUSTMENTS	NET/MONTH	YTD	% CHG	MONTH	% CHG	YTD	% CHG
ENERGY	5838754.56	5393.12	5844147.68	54439678.42	.10	5122077.64	.10	49139182.22	1.10
FUEL	988738.91	20.80-	988718.11	7348866.70	.13	182101.33-	.07	2325027.24-	3.16
DEMAND	.00	.00	.00	.00	.00	.00	.00	.00	.00
LIGHTS	91875.75	261.78-	91613.97	817906.52	.11	86217.67	.11	768368.10	1.06
INVESTMENT	.00	.00	.00	.00	.00	.00	.00	.00	.00
RENTAL/EQUIPMENT	.00	.00	.00	.00	.00	.00	.00	.00	.00
LM CREDITS	12640.00-	.00	12640.00-	17709.33-	.71	12240.00-	.70	17348.66-	1.02
INTEREST	8.21-	.00	8.21-	53.20-	.15	10.54-	.17	60.34-	.88
CONTRACT	1294.94	349.75	1644.69	25208.94	.06	7619.06	.06	112319.19	.22
TOTAL ****	6908015.95	5460.29	6913476.24	62613898.05	.11	5021562.50	.10	47677433.27	1.31
STATE TAX	153311.64	4253.50	157565.14	1265504.19	.12	114772.66	.11	959884.66	1.31
LOCAL TAX	141178.60	2058.86	143237.46	1371114.64	.10	115333.41	.10	1121899.87	1.22
FRANCHISE TAX	11228.87	.00	11228.87	104807.95	.10	9578.68	.10	89697.81	1.16
GROSS TAX	.00	.00	.00	.00	.00	.00	.00	.00	.00
OTHER TAX	.00	.00	.00	.00	.00	.00	.00	.00	.00
TOTAL ****	305719.11	6312.36	312031.47	2741426.78	.11	239684.75	.11	2171482.34	1.26
PENALTY	.00	30372.33	30372.33	287754.26	.10	23204.45	.10	217038.57	1.32
REOCCUR CHARGES	38.50		38.50	346.50	.11	38.50	.11	346.59	.99
MISC CHARGES	12196.62		12196.62	93618.29	.13	14000.00	.13	101888.39	.91
OTHER CHG BILLED	2453.68		2453.68	30652.50	.08	2245.63	.09	24100.65	1.27
OTHER CHG ADJUSTED		40.52-	40.52-						
OTHER AMT 3	171936.97	321150.12	493087.09	5859156.69	.08	678127.03	.10	6466337.02	.90
TOTAL ****	186625.77	321109.60	507735.37	5983773.98	.08	694411.16	.10	6592672.65	.90
ANCILLARY SERVICES	.00		.00						
MEMBERSHIPS	765.00		765.00	3270.00	.23	250.00	.22	1120.00	2.91
DEPOSITS	3720.00		3720.00	3174.00-	1.17	3370.00-	.09	36165.00-	.08
OTHER DEPS	.00		.00	.00	.00	.00	.00	.00	.00
TOTAL ****	4485.00		4485.00	96.00	46.71	3120.00-	.08	35045.00-	.00
GRAND TOTAL ****	7404845.83	363254.58	7768100.41	71626949.07	.10	5975742.86	.10	56623581.83	1.26

PRG. CLASSREG  
FLEMING-MASON ENERGY

REVENUE REPORT  
REGISTER DATE 10/22

BILL MOYR 10/22

RUN DATE 11/09/22 11:22 AM  
PAGE 33

GRAND TOTALS									
	THIS YEAR					LAST YEAR			
	GROSS	ADJUSTMENTS	NET/MONTH	YTD	% CHG	MONTH	% CHG	YTD	% CHG
ENERGY	5388020.44	2426.52	5390446.96	59830125.38	.09	5802840.41	.10	54942022.63	1.08
FUEL	1352072.54	31311.71-	1320760.83	8669627.53	.15	120506.63-	.04	2445533.87-	3.54
DEMAND	.00	.00	.00	.00	.00	.00	.00	.00	.00
LIGHTS	91866.90	73.04-	91793.86	909700.38	.10	89334.57	.10	857702.67	1.06
INVESTMENT	.00	.00	.00	.00	.00	.00	.00	.00	.00
RENTAL/EQUIPMENT	.00	.00	.00	.00	.00	.00	.00	.00	.00
LM CREDITS	.00	.00	.00	17709.33-	.00	.00	.00	17348.66-	1.02
INTEREST	10.49-	.00	10.49-	63.69-	.16	16.64-	.21	76.98-	.82
CONTRACT	943.81	543.07	1486.88	26695.82	.05	5074.13	.04	117393.32	.22
TOTAL ****	6832893.20	28415.16-	6804478.04	69418376.09	.09	5776725.84	.10	53454159.11	1.29
STATE TAX	134050.95	2988.23	137039.18	1402543.37	.09	161043.12	.14	1120927.78	1.25
LOCAL TAX	131643.21	1319.82	132963.03	1504077.67	.08	133307.78	.10	1255207.65	1.19
FRANCHISE TAX	10324.27	.00	10324.27	115132.22	.08	9117.31	.09	98815.12	1.16
GROSS TAX	.00	.00	.00	.00	.00	.00	.00	.00	.00
OTHER TAX	.00	.00	.00	.00	.00	.00	.00	.00	.00
TOTAL ****	276018.43	4308.05	280326.48	3021753.26	.09	303468.21	.12	2474950.55	1.22
PENALTY	.00	24143.20	24143.20	311897.46	.07	19806.21	.08	236844.78	1.31
REOCCUR CHARGES	38.50		38.50	385.00	.10	38.50	.09	385.09	.99
MISC CHARGES	11650.00		11650.00	105268.29	.11	9700.00	.08	111588.39	.94
OTHER CHG BILLED	2575.81		2575.81	33228.31	.07	2113.15	.08	26213.80	1.26
OTHER CHG ADJUSTED		.00	.00						
OTHER AMT 3	127806.17	396646.53	524452.70	6383609.39	.08	685404.17	.09	7151741.19	.89
TOTAL ****	142070.48	396646.53	538717.01	6522490.99	.08	697255.82	.09	7289928.47	.89
ANCILLARY SERVICES	.00		.00						
MEMBERSHIPS	1185.00		1185.00	4455.00	.26	455.00	.28	1575.00	2.82
DEPOSITS	1695.00		1695.00	1479.00-	1.14	3450.00-	.08	39615.00-	.03
OTHER DEPS	.00		.00	.00	.00	.00	.00	.00	.00
TOTAL ****	2880.00		2880.00	2976.00	.96	2995.00-	.07	38040.00-	.07
GRAND TOTAL ****	7253862.11	396682.62	7650544.73	79277493.80	.09	6794261.08	.10	63417842.91	1.25



**FLEMING-MASON ENERGY COOPERATIVE, INC.**  
**P. O. BOX 328, FLEMINGSBURG, KY 41041**  
**(606) 845-2661; FAX (606) 845-1008**

**ACCT NUMBER: 104853 003**

**International Paper**  
**Attn: Charles Apple**  
**Maysville 7446**  
**PO Box 182682**  
**Columbus, OH 43218-2682**

**RETAIL POWER INVOICE**  
**SUBSTATION DETAIL CHARGES**  
**FOR MONTH ENDING: November 30, 2020**  
**INVOICE DATE: December 5, 2020**  
**DUE DATE: December 20, 2020**

**KW \$6.98**  
**kWh \$0.03895**  
**Minimum kWh \$0.00900**  
**Fuel Adjustment (\$0.00526)**  
**Based on Actual kWh**  
**Environmental Surcharge 19.9053%**  
**Power Factor 94.00%**

	Billing Notes	Demand	KWH	Demand Charge	Energy Charge	Substation Charge	Fuel Adjustment	Environmental Surcharge	Total Charge
Charges	Oct*	34,841	23,644,839	\$243,190.18	\$920,966.48	\$5,454.00	(\$124,371.85)	\$208,058.00	\$1,253,296.81

\*Prior Month Demand

**TOTAL DUE \$1,253,296.81**

**FLEMING-MASON ENERGY COOPERATIVE, INC.**  
**P. O. BOX 328, FLEMINGSBURG, KY 41041**  
**(606) 845-2661; FAX (606) 845-1008**

**ACCT NUMBER: 104853 003**

**International Paper**  
**Attn: Charles Apple**  
**Maysville 7446**  
**PO Box 182682**  
**Columbus, OH 43218-2682**

**RETAIL POWER INVOICE**  
**SUBSTATION DETAIL CHARGES**  
**FOR MONTH ENDING: December 31, 2020**  
**INVOICE DATE: January 5, 2021**  
**DUE DATE: January 20, 2021**

**KW \$6.98**  
**kWh \$0.03895**  
**Minimum kWh \$0.00900**  
**Fuel Adjustment (\$0.00497)**  
**Based on Actual kWh**  
**Environmental Surcharge 22.5529%**  
**Power Factor 94.00%**

	Billing Notes	Demand	KWH	Demand Charge	Energy Charge	Substation Charge	Fuel Adjustment	Environmental Surcharge	Total Charge
Charges	Oct*	34,841	23,111,711	\$243,190.18	\$900,201.14	\$5,454.00	(\$114,865.20)	\$233,193.00	\$1,267,173.12

\*Prior Month Demand

**TOTAL DUE \$1,267,173.12**

**FLEMING-MASON ENERGY COOPERATIVE, INC.**  
**P. O. BOX 328, FLEMINGSBURG, KY 41041**  
**(606) 845-2661; FAX (606) 845-1008**

**ACCT NUMBER: 104853 003**

**International Paper**  
**Attn: Charles Apple**  
**Maysville 7446**  
**PO Box 182682**  
**Columbus, OH 43218-2682**

**RETAIL POWER INVOICE**  
**SUBSTATION DETAIL CHARGES**  
**FOR MONTH ENDING: January 31, 2021**  
**INVOICE DATE: February 5, 2021**  
**DUE DATE: February 20, 2021**

**KW \$6.98**  
**kWh \$0.03895**  
**Minimum kWh \$0.00900**  
**Fuel Adjustment (\$0.00397)**  
**Based on Actual kWh**  
**Environmental Surcharge 19.9564%**  
**Power Factor 94.00%**

	Billing Notes	Demand	KWH	Demand Charge	Energy Charge	Substation Charge	Fuel Adjustment	Environmental Surcharge	Total Charge
Charges	Oct*	34,841	24,127,138	\$243,190.18	\$939,752.03	\$5,454.00	(\$95,784.74)	\$218,046.00	\$1,310,657.47

\*Prior Month Demand

**TOTAL DUE \$1,310,657.47**

**FLEMING-MASON ENERGY COOPERATIVE, INC.**  
**P. O. BOX 328, FLEMINGSBURG, KY 41041**  
**(606) 845-2661; FAX (606) 845-1008**

**ACCT NUMBER: 104853 003**

**International Paper**  
**Attn: Charles Apple**  
**Maysville 7446**  
**PO Box 182682**  
**Columbus, OH 43218-2682**

**RETAIL POWER INVOICE**  
**SUBSTATION DETAIL CHARGES**  
**FOR MONTH ENDING: February 28, 2021**  
**INVOICE DATE: March 5, 2021**  
**DUE DATE: March 20, 2021**

**KW \$6.98**  
**kWh \$0.03895**  
**Minimum kWh \$0.00900**  
**Fuel Adjustment (\$0.00488)**  
**Based on Actual kWh**  
**Environmental Surcharge 13.3847%**  
**Power Factor 93.00%**

	Billing Notes	Demand	KWH	Demand Charge	Energy Charge	Substation Charge	Fuel Adjustment	Environmental Surcharge	Total Charge
Charges	Oct*	34,841	21,618,506	\$243,190.18	\$842,040.81	\$5,454.00	(\$105,498.31)	\$131,864.00	\$1,117,050.68

\*Prior Month Demand

**TOTAL DUE \$1,117,050.68**

**FLEMING-MASON ENERGY COOPERATIVE, INC.**  
**P. O. BOX 328, FLEMINGSBURG, KY 41041**  
**(606) 845-2661; FAX (606) 845-1008**

International Paper  
Attn: Charles Apple  
Maysville 7446  
PO Box 182682  
Columbus, OH 43218-2682

ACCT NUMBER: 104853 003

**RETAIL POWER INVOICE**  
**SUBSTATION DETAIL CHARGES**  
**FOR MONTH ENDING: March 31, 2021**  
**INVOICE DATE: April 5, 2021**  
**DUE DATE: April 20, 2021**

**KW \$6.98**  
**kWh \$0.03895**  
**Minimum kWh \$0.00900**  
**Fuel Adjustment \$0.00215**  
**Based on Actual kWh**  
**Environmental Surcharge 12.6961%**  
**Power Factor 94.00%**

	Billing Notes	Demand	KWH	Demand Charge	Energy Charge	Substation Charge	Fuel Adjustment	Environmental Surcharge	Total Charge
Charges	Oct*	34,841	23,925,547	\$243,190.18	\$931,900.06	\$5,454.00	\$51,439.93	\$156,414.00	\$1,388,398.17

\*Prior Month Demand

**TOTAL DUE** **\$1,388,398.17**

**FLEMING-MASON ENERGY COOPERATIVE, INC.**  
**P. O. BOX 328, FLEMINGSBURG, KY 41041**  
**(606) 845-2661; FAX (606) 845-1008**

International Paper  
 Attn: Charles Apple  
 Maysville 7446  
 PO Box 182682  
 Columbus, OH 43218-2682

**ACCT NUMBER: 104853 003**

**RETAIL POWER INVOICE**  
**SUBSTATION DETAIL CHARGES**  
**FOR MONTH ENDING: April 30, 2021**  
**INVOICE DATE: May 5, 2021**  
**DUE DATE: May 20, 2021**

**KW \$6.98**  
**kWh \$0.03895**  
**Minimum kWh \$0.00900**  
**Fuel Adjustment (\$0.00419)**  
**Based on Actual kWh**  
**Environmental Surcharge 15.5956%**  
**Power Factor 92.00%**

	Billing Notes	Demand	KWH	Demand Charge	Energy Charge	Substation Charge	Fuel Adjustment	Environmental Surcharge	Total Charge
Charges	Oct*	34,841	20,334,476	\$243,190.18	\$792,027.84	\$5,454.00	(\$85,201.45)	\$149,011.00	\$1,104,481.57

\*Prior Month Demand

**TOTAL DUE \$1,104,481.57**

**FLEMING-MASON ENERGY COOPERATIVE, INC.**  
**P. O. BOX 328, FLEMINGSBURG, KY 41041**  
**(606) 845-2661; FAX (606) 845-1008**

**ACCT NUMBER: 104853 003**

**International Paper**  
**Attn: Charles Apple**  
**Maysville 7446**  
**PO Box 182682**  
**Columbus, OH 43218-2682**

**RETAIL POWER INVOICE**  
**SUBSTATION DETAIL CHARGES**  
**FOR MONTH ENDING: May 31, 2021**  
**INVOICE DATE: June 5, 2021**  
**DUE DATE: June 20, 2021**

**KW \$6.98**  
**kWh \$0.03895**  
**Minimum kWh \$0.00900**  
**Fuel Adjustment (\$0.00707)**  
**Based on Actual kWh**  
**Environmental Surcharge 17.0318%**  
**Power Factor 93.00%**

	Billing Notes	Demand	KWH	Demand Charge	Energy Charge	Substation Charge	Fuel Adjustment	Environmental Surcharge	Total Charge
Charges	Oct*	34,841	24,043,668	\$243,190.18	\$936,500.87	\$5,454.00	(\$169,988.73)	\$172,899.00	\$1,188,055.32

\*Prior Month Demand

**TOTAL DUE \$1,188,055.32**

**FLEMING-MASON ENERGY COOPERATIVE, INC.**  
**P. O. BOX 328, FLEMINGSBURG, KY 41041**  
**(606) 845-2661; FAX (606) 845-1008**

**ACCT NUMBER: 104853 003**

International Paper  
 Attn: Charles Apple  
 Maysville 7446  
 PO Box 182682  
 Columbus, OH 43218-2682

**RETAIL POWER INVOICE**  
**SUBSTATION DETAIL CHARGES**  
**FOR MONTH ENDING: June 30, 2021**  
**INVOICE DATE: July 5, 2021**  
**DUE DATE: July 20, 2021**

**KW \$6.98**  
**kWh \$0.03895**  
**Minimum kWh \$0.00900**  
**Fuel Adjustment (\$0.00466)**  
**Based on Actual kWh**  
**Environmental Surcharge 24.3786%**  
**Power Factor 93.00%**

	Billing Notes	Demand	KWH	Demand Charge	Energy Charge	Substation Charge	Fuel Adjustment	Environmental Surcharge	Total Charge
Charges	Oct*	34,841	22,870,991	\$243,190.18	\$890,825.10	\$5,454.00	(\$106,578.82)	\$251,804.00	\$1,284,694.46

\*Prior Month Demand

**TOTAL DUE \$1,284,694.46**



**FLEMING-MASON ENERGY COOPERATIVE, INC.**  
**P. O. BOX 328, FLEMINGSBURG, KY 41041**  
**(606) 845-2661; FAX (606) 845-1008**

**ACCT NUMBER: 104853 003**

**International Paper**  
**Attn: Charles Apple**  
**Maysville 7446**  
**PO Box 182682**  
**Columbus, OH 43218-2682**

**RETAIL POWER INVOICE**  
**SUBSTATION DETAIL CHARGES**  
**FOR MONTH ENDING: July 31, 2021**  
**INVOICE DATE: August 5, 2021**  
**DUE DATE: August 20, 2021**

**KW \$6.98**  
**kWh \$0.03895**  
**Minimum kWh \$0.00900**  
**Fuel Adjustment (\$0.00403)**  
**Based on Actual kWh**  
**Environmental Surcharge 22.0035%**  
**Power Factor 93.00%**

	Billing Notes	Demand	KWH	Demand Charge	Energy Charge	Substation Charge	Fuel Adjustment	Environmental Surcharge	Total Charge
Charges	Oct*	34,841	23,824,174	\$243,190.18	\$927,951.58	\$5,454.00	(\$96,011.42)	\$237,766.00	\$1,318,350.34

\*Prior Month Demand

**TOTAL DUE \$1,318,350.34**

**FLEMING-MASON ENERGY COOPERATIVE, INC.**  
**P. O. BOX 328, FLEMINGSBURG, KY 41041**  
**(606) 845-2661; FAX (606) 845-1008**

International Paper  
 Attn: Charles Apple  
 Maysville 7446  
 PO Box 182682  
 Columbus, OH 43218-2682

ACCT NUMBER: 104853 003

**RETAIL POWER INVOICE**  
**SUBSTATION DETAIL CHARGES**  
**FOR MONTH ENDING: August 31, 2021**  
**INVOICE DATE: September 5, 2021**  
**DUE DATE: September 20, 2021**

**KW \$6.98**  
**kWh \$0.03895**  
**Minimum kWh \$0.00900**  
**Fuel Adjustment (\$0.00348)**  
**Based on Actual kWh**  
**Environmental Surcharge 20.0743%**  
**Power Factor 94.00%**

	Billing Notes	Demand	KWH	Demand Charge	Energy Charge	Substation Charge	Fuel Adjustment	Environmental Surcharge	Total Charge
Charges	Oct*	34,841	23,810,817	\$243,190.18	\$927,431.32	\$5,454.00	(\$82,861.64)	\$219,455.00	\$1,312,668.86

\*Prior Month Demand

**TOTAL DUE \$1,312,668.86**

**FLEMING-MASON ENERGY COOPERATIVE, INC.**  
**P. O. BOX 328, FLEMINGSBURG, KY 41041**  
**(606) 845-2661; FAX (606) 845-1008**

**ACCT NUMBER: 104853 003**

**International Paper**  
**Attn: Charles Apple**  
**Maysville 7446**  
**PO Box 182682**  
**Columbus, OH 43218-2682**

**RETAIL POWER INVOICE**  
**SUBSTATION DETAIL CHARGES**  
**FOR MONTH ENDING: September 30, 2021**  
**INVOICE DATE: October 5, 2021**  
**DUE DATE: October 20, 2021**

**KW \$6.98**  
**kWh \$0.03895**  
**Minimum kWh \$0.00900**  
**Fuel Adjustment (\$0.00267)**  
**Based on Actual kWh**  
**Environmental Surcharge 18.1184%**  
**Power Factor 93.00%**

	Billing Notes	Demand	KWH	Demand Charge	Energy Charge	Substation Charge	Fuel Adjustment	Environmental Surcharge	Total Charge
Charges	Oct*	34,841	22,616,095	\$243,190.18	\$880,896.90	\$5,454.00	(\$60,384.97)	\$193,714.00	\$1,262,870.11

\*Prior Month Demand

**TOTAL DUE \$1,262,870.11**

**FLEMING-MASON ENERGY COOPERATIVE, INC.**  
**P. O. BOX 328, FLEMINGSBURG, KY 41041**  
**(606) 845-2661; FAX (606) 845-1008**

International Paper  
 Attn: Charles Apple  
 Maysville 7446  
 PO Box 182682  
 Columbus, OH 43218-2682

**ACCT NUMBER: 104853 003**

**RETAIL POWER INVOICE**  
**SUBSTATION DETAIL CHARGES**  
**FOR MONTH ENDING: October 31, 2021**  
**INVOICE DATE: November 5, 2021**  
**DUE DATE: November 20, 2021**

**KW \$7.30**  
**kWh \$0.03978**  
**Minimum kWh \$0.00900**  
**Fuel Adjustment (\$0.00090)**  
**Based on Actual kWh**  
**Environmental Surcharge 17.0557%**  
**Power Factor 93.00%**

	Billing Notes	Demand	KWH	Demand Charge	Energy Charge	Substation Charge	Fuel Adjustment	Environmental Surcharge	Total Charge
Charges	Aug*	34,689	23,819,109	\$253,229.70	\$947,524.16	\$5,727.00	(\$21,437.20)	\$202,117.00	\$1,387,160.66

\*Prior Month Demand

**TOTAL DUE \$1,387,160.66**

**FLEMING-MASON ENERGY COOPERATIVE, INC.**  
**P. O. BOX 328, FLEMINGSBURG, KY 41041**  
**(606) 845-2661; FAX (606) 845-1008**

**International Paper**  
**Attn: Charles Apple**  
**Maysville 7446**  
**PO Box 182682**  
**Columbus, OH 43218-2682**

**ACCT NUMBER: 104853 003**

**RETAIL POWER INVOICE**  
**SUBSTATION DETAIL CHARGES**  
**FOR MONTH ENDING: November 30, 2021**  
**INVOICE DATE: December 5, 2021**  
**DUE DATE: December 20, 2021**

**KW \$7.30**  
**kWh \$0.03978**  
**Minimum kWh \$0.00900**  
**Fuel Adjustment \$0.01125**  
**Based on Actual kWh**  
**Environmental Surcharge 20.4964%**  
**Power Factor 94.00%**

	Billing Notes	Demand	KWH	Demand Charge	Energy Charge	Substation Charge	Fuel Adjustment	Environmental Surcharge	Total Charge
Charges	Aug*	34,689	23,680,309	\$253,229.70	\$942,002.69	\$5,727.00	\$266,403.48	\$300,756.00	\$1,768,118.87

\*Prior Month Demand

**TOTAL DUE \$1,768,118.87**

**FLEMING-MASON ENERGY COOPERATIVE, INC.**  
**P. O. BOX 328, FLEMINGSBURG, KY 41041**  
**(606) 845-2661; FAX (606) 845-1008**

**ACCT NUMBER: 104853 003**

**International Paper**  
**Attn: Charles Apple**  
**Maysville 7446**  
**PO Box 182682**  
**Columbus, OH 43218-2682**

**RETAIL POWER INVOICE**  
**SUBSTATION DETAIL CHARGES**  
**FOR MONTH ENDING: December 31, 2021**  
**INVOICE DATE: January 5, 2022**  
**DUE DATE: January 20, 2022**

**KW \$7.30**  
**kWh \$0.03978**  
**Minimum kWh \$0.00900**  
**Fuel Adjustment \$0.01760**  
**Based on Actual kWh**  
**Environmental Surcharge 19.8253%**  
**Power Factor 92.00%**

	Billing Notes	Demand	KWH	Demand Charge	Energy Charge	Substation Charge	Fuel Adjustment	Environmental Surcharge	Total Charge
Charges	Aug*	34,689	22,940,153	\$253,229.70	\$912,559.29	\$5,727.00	\$403,746.69	\$312,300.00	\$1,887,562.68

\*Prior Month Demand

**TOTAL DUE \$1,887,562.68**

**FLEMING-MASON ENERGY COOPERATIVE, INC.**  
**P. O. BOX 328, FLEMINGSBURG, KY 41041**  
**(606) 845-2661; FAX (606) 845-1008**

International Paper  
 Attn: Charles Apple  
 Maysville 7446  
 PO Box 182682  
 Columbus, OH 43218-2682

**ACCT NUMBER: 104853 003**

**RETAIL POWER INVOICE**  
**SUBSTATION DETAIL CHARGES**  
**FOR MONTH ENDING: January 31, 2022**  
**INVOICE DATE: February 5, 2022**  
**DUE DATE: February 20, 2022**

**KW \$7.30**  
**kWh \$0.03978**  
**Minimum kWh \$0.00900**  
**Fuel Adjustment \$0.00786**  
**Based on Actual kWh**  
**Environmental Surcharge 13.4058%**  
**Power Factor 94.00%**

	Billing Notes	Demand	KWH	Demand Charge	Energy Charge	Substation Charge	Fuel Adjustment	Environmental Surcharge	Total Charge
Charges	Aug*	34,689	23,768,492	\$253,229.70	\$945,510.61	\$5,727.00	\$186,820.35	\$186,513.00	\$1,577,800.66

\*Prior Month Demand

**TOTAL DUE \$1,577,800.66**

**FLEMING-MASON ENERGY COOPERATIVE, INC.**  
**P. O. BOX 328, FLEMINGSBURG, KY 41041**  
**(606) 845-2661; FAX (606) 845-1008**

**ACCT NUMBER: 104853 003**

**International Paper**  
**Attn: Charles Apple**  
**Maysville 7446**  
**PO Box 182682**  
**Columbus, OH 43218-2682**

**RETAIL POWER INVOICE**  
**SUBSTATION DETAIL CHARGES**  
**FOR MONTH ENDING: February 28, 2022**  
**INVOICE DATE: March 5, 2022**  
**DUE DATE: March 20, 2022**

**KW \$7.30**  
**kWh \$0.03978**  
**Minimum kWh \$0.00900**  
**Fuel Adjustment \$0.00994**  
**Based on Actual kWh**  
**Environmental Surcharge 13.1984%**  
**Power Factor 94.00%**

	Billing Notes	Demand	KWH	Demand Charge	Energy Charge	Substation Charge	Fuel Adjustment	Environmental Surcharge	Total Charge
Charges	Aug*	34,689	21,468,045	\$253,229.70	\$853,998.83	\$5,727.00	\$213,392.37	\$175,057.00	\$1,501,404.90

\*Prior Month Demand

**TOTAL DUE \$1,501,404.90**



**FLEMING-MASON ENERGY COOPERATIVE, INC.**  
**P. O. BOX 328, FLEMINGSBURG, KY 41041**  
**(606) 845-2661; FAX (606) 845-1008**

International Paper  
 Attn: Charles Apple  
 Maysville 7446  
 PO Box 182682  
 Columbus, OH 43218-2682

**ACCT NUMBER: 104853 003**

**RETAIL POWER INVOICE**  
**SUBSTATION DETAIL CHARGES**  
**FOR MONTH ENDING: March 31, 2022**  
**INVOICE DATE: April 5, 2022**  
**DUE DATE: April 20, 2022**

**KW \$7.30**  
**kWh \$0.03978**  
**Minimum kWh \$0.00900**  
**Fuel Adjustment \$0.01001**  
**Based on Actual kWh**  
**Environmental Surcharge 10.1442%**  
**Power Factor 93.00%**

	Billing Notes	Demand	KWH	Demand Charge	Energy Charge	Substation Charge	Fuel Adjustment	Environmental Surcharge	Total Charge
Charges	Aug*	34,689	23,807,612	\$253,229.70	\$947,066.81	\$5,727.00	\$238,314.20	\$146,516.00	\$1,590,853.71

\*Prior Month Demand

**TOTAL DUE \$1,590,853.71**

**FLEMING-MASON ENERGY COOPERATIVE, INC.**  
**P. O. BOX 328, FLEMINGSBURG, KY 41041**  
**(606) 845-2661; FAX (606) 845-1008**

**ACCT NUMBER: 104853 003**

**International Paper**  
**Attn: Charles Apple**  
**Maysville 7446**  
**PO Box 182682**  
**Columbus, OH 43218-2682**

**RETAIL POWER INVOICE**  
**SUBSTATION DETAIL CHARGES**  
**FOR MONTH ENDING: April 30, 2022**  
**INVOICE DATE: May 5, 2022**  
**DUE DATE: May 20, 2022**

**KW \$7.30**  
**kWh \$0.03978**  
**Minimum kWh \$0.00900**  
**Fuel Adjustment \$0.00743**  
**Based on Actual kWh**  
**Environmental Surcharge 14.8716%**  
**Power Factor 94.00%**

	Billing Notes	Demand	KWH	Demand Charge	Energy Charge	Substation Charge	Fuel Adjustment	Environmental Surcharge	Total Charge
Charges	Aug*	34,689	19,474,865	\$253,229.70	\$774,710.13	\$5,727.00	\$144,698.25	\$175,242.00	\$1,353,607.08

\*Prior Month Demand

**TOTAL DUE \$1,353,607.08**

**FLEMING-MASON ENERGY COOPERATIVE, INC.**  
**P. O. BOX 328, FLEMINGSBURG, KY 41041**  
**(606) 845-2661; FAX (606) 845-1008**

**ACCT NUMBER: 104853 003**

**International Paper**  
**Attn: Charles Apple**  
**Maysville 7446**  
**PO Box 182682**  
**Columbus, OH 43218-2682**

**RETAIL POWER INVOICE**  
**SUBSTATION DETAIL CHARGES**  
**FOR MONTH ENDING: May 31, 2022**  
**INVOICE DATE: June 5, 2022**  
**DUE DATE: June 20, 2022**

**KW \$7.30**  
**kWh \$0.03978**  
**Minimum kWh \$0.00900**  
**Fuel Adjustment \$0.00707**  
**Based on Actual kWh**  
**Environmental Surcharge 15.7639%**  
**Power Factor 93.00%**

	Billing Notes	Demand	KWH	Demand Charge	Energy Charge	Substation Charge	Fuel Adjustment	Environmental Surcharge	Total Charge
Charges	Aug*	34,689	23,868,064	\$253,229.70	\$949,471.59	\$5,727.00	\$168,747.21	\$217,097.00	\$1,594,272.50

\*Prior Month Demand

**TOTAL DUE \$1,594,272.50**

**FLEMING-MASON ENERGY COOPERATIVE, INC.**  
**P. O. BOX 328, FLEMINGSBURG, KY 41041**  
**(606) 845-2661; FAX (606) 845-1008**

**ACCT NUMBER: 104853 003**

**International Paper**  
**Attn: Charles Apple**  
**Maysville 7446**  
**PO Box 182682**  
**Columbus, OH 43218-2682**

**RETAIL POWER INVOICE**  
**SUBSTATION DETAIL CHARGES**  
**FOR MONTH ENDING: June 30, 2022**  
**INVOICE DATE: July 5, 2022**  
**DUE DATE: July 20, 2022**

**KW \$7.30**  
**kWh \$0.03978**  
**Minimum kWh \$0.00900**  
**Fuel Adjustment \$0.00918**  
**Based on Actual kWh**  
**Environmental Surcharge 17.7603%**  
**Power Factor 93.00%**

	Billing Notes	Demand	KWH	Demand Charge	Energy Charge	Substation Charge	Fuel Adjustment	Environmental Surcharge	Total Charge
Charges	Aug*	34,689	21,110,299	\$253,229.70	\$839,767.69	\$5,727.00	\$193,792.54	\$229,555.00	\$1,522,071.93

\*Prior Month Demand

**TOTAL DUE \$1,522,071.93**

**FLEMING-MASON ENERGY COOPERATIVE, INC.**  
**P. O. BOX 328, FLEMINGSBURG, KY 41041**  
**(606) 845-2661; FAX (606) 845-1008**

**ACCT NUMBER: 104853 003**

**International Paper**  
**Attn: Charles Apple**  
**Maysville 7446**  
**PO Box 182682**  
**Columbus, OH 43218-2682**

**RETAIL POWER INVOICE**  
**SUBSTATION DETAIL CHARGES**  
**FOR MONTH ENDING: July 31, 2022**  
**INVOICE DATE: August 5, 2022**  
**DUE DATE: August 20, 2022**

**KW \$7.30**  
**kWh \$0.03978**  
**Minimum kWh \$0.00900**  
**Fuel Adjustment \$0.01648**  
**Based on Actual kWh**  
**Environmental Surcharge 17.1378%**  
**Power Factor 94.00%**

	Billing Notes	Demand	KWH	Demand Charge	Energy Charge	Substation Charge	Fuel Adjustment	Environmental Surcharge	Total Charge
Charges	Aug*	34,689	22,752,041	\$253,229.70	\$905,076.19	\$5,727.00	\$374,953.64	\$263,749.00	\$1,802,735.53

\*Prior Month Demand

**TOTAL DUE \$1,802,735.53**

**FLEMING-MASON ENERGY COOPERATIVE, INC.**  
**P. O. BOX 328, FLEMINGSBURG, KY 41041**  
**(606) 845-2661; FAX (606) 845-1008**

**ACCT NUMBER: 104853 003**

**International Paper**  
**Attn: Charles Apple**  
**Maysville 7446**  
**PO Box 182682**  
**Columbus, OH 43218-2682**

**RETAIL POWER INVOICE**  
**SUBSTATION DETAIL CHARGES**  
**FOR MONTH ENDING: August 31, 2022**  
**INVOICE DATE: September 5, 2022**  
**DUE DATE: September 20, 2022**

**KW \$7.30**  
**kWh \$0.03978**  
**Minimum kWh \$0.00900**  
**Fuel Adjustment \$0.01486**  
**Based on Actual kWh**  
**Environmental Surcharge 14.0060%**  
**Power Factor 94.00%**

	Billing Notes	Demand	KWH	Demand Charge	Energy Charge	Substation Charge	Fuel Adjustment	Environmental Surcharge	Total Charge
Charges	Apr*	34,000	24,298,983	\$248,200.00	\$966,613.54	\$5,727.00	\$361,082.89	\$221,522.00	\$1,803,145.43

\*Prior Month Demand

**TOTAL DUE \$1,803,145.43**

**FLEMING-MASON ENERGY COOPERATIVE, INC.**  
**P. O. BOX 328, FLEMINGSBURG, KY 41041**  
**(606) 845-2661; FAX (606) 845-1008**

**ACCT NUMBER: 104853 003**

**International Paper**  
**Attn: Charles Apple**  
**Maysville 7446**  
**PO Box 182682**  
**Columbus, OH 43218-2682**

**RETAIL POWER INVOICE**  
**SUBSTATION DETAIL CHARGES**  
**FOR MONTH ENDING: September 30, 2022**  
**INVOICE DATE: October 5, 2022**  
**DUE DATE: October 20, 2022**

**KW \$7.30**  
**kWh \$0.03978**  
**Minimum kWh \$0.00900**  
**Fuel Adjustment \$0.01969**  
**Based on Actual kWh**  
**Environmental Surcharge 11.1510%**  
**Power Factor 93.00%**

	Billing Notes	Demand	KWH	Demand Charge	Energy Charge	Substation Charge	Fuel Adjustment	Environmental Surcharge	Total Charge
Charges	Apr*	34,000	20,396,585	\$248,200.00	\$811,376.15	\$5,727.00	\$401,608.76	\$163,576.00	\$1,630,487.91

\*Prior Month Demand

**TOTAL DUE \$1,630,487.91**

**FLEMING-MASON ENERGY COOPERATIVE, INC.**  
**P. O. BOX 328, FLEMINGSBURG, KY 41041**  
**(606) 845-2661; FAX (606) 845-1008**

**ACCT NUMBER: 104853 003**

**International Paper**  
**Attn: Charles Apple**  
**Maysville 7446**  
**PO Box 182682**  
**Columbus, OH 43218-2682**

**RETAIL POWER INVOICE**  
**SUBSTATION DETAIL CHARGES**  
**FOR MONTH ENDING: October 31, 2022**  
**INVOICE DATE: November 5, 2022**  
**DUE DATE: November 20, 2022**

**KW \$7.30**  
**kWh \$0.03978**  
**Minimum kWh \$0.00900**  
**Fuel Adjustment \$0.02128**  
**Based on Actual kWh**  
**Environmental Surcharge 13.2444%**  
**Power Factor 93.00%**

	Billing Notes	Demand	KWH	Demand Charge	Energy Charge	Substation Charge	Fuel Adjustment	Environmental Surcharge	Total Charge
Charges	Apr*	34,000	22,150,977	\$248,200.00	\$881,165.87	\$5,727.00	\$471,372.79	\$212,767.00	\$1,819,232.66

\*Prior Month Demand

**TOTAL DUE \$1,819,232.66**



**FLEMING-MASON ENERGY COOPERATIVE, INC.**  
**P. O. BOX 328, FLEMINGSBURG, KY 41041**  
**(606) 845-2661; FAX (606) 845-1008**

**ACCT NUMBER: 104853 002**

**International Paper**  
**Attn: Charles Apple**  
**Maysville 7446**  
**PO Box 182682**  
**Columbus, OH 43218-2682**

**STEAM INVOICE**

**Demand/MMBTU \$577.15**  
**Energy/MMBTU \$4.1660**  
**Fuel Adj/MMBTU (\$0.50944)**  
**Minimum Bill \$100,000**  
**Environmental Surcharge 20.8500%**  
**Fuel Adj/kWh (\$0.00526)**

**FOR MONTH ENDING: November 30, 2020**  
**INVOICE DATE: December 5, 2020**  
**DUE DATE: December 20, 2020**

Steam Adj. Factor	Billing Notes	Billing Demand/MMBTU	Billing Energy/MMBTU	Demand Charge	Energy Charge	Fuel Adjustment	Surcharge	Total Charge
1.007		318.600	171,911.800	\$185,167.00	\$721,197.00	(\$100,219.00)	\$168,081.00	\$974,226.00

\*Prior Month Demand

**TOTAL DUE \$974,226.00**

**FLEMING-MASON ENERGY COOPERATIVE, INC.**  
**P. O. BOX 328, FLEMINGSBURG, KY 41041**  
**(606) 845-2661; FAX (606) 845-1008**

**ACCT NUMBER: 104853 002**

**International Paper**  
**Attn: Charles Apple**  
**Maysville 7446**  
**PO Box 182682**  
**Columbus, OH 43218-2682**

**STEAM INVOICE**

**Demand/MMBTU \$577.15**  
**Energy/MMBTU \$4.1660**  
**Fuel Adj/MMBTU (\$0.48309)**  
**Minimum Bill \$100,000**  
**Environmental Surcharge 23.6100%**  
**Fuel Adj/kWh (\$0.00497)**

**FOR MONTH ENDING: December 31, 2020**  
**INVOICE DATE: January 5, 2021**  
**DUE DATE: January 20, 2021**

Steam Adj. Factor	Billing Notes	Billing Demand/MMBTU	Billing Energy/MMBTU	Demand Charge	Energy Charge	Fuel Adjustment	Surcharge	Total Charge
1.004		316.100	178,595.900	\$183,167.00	\$747,005.00	(\$98,435.00)	\$196,373.00	\$1,028,110.00
	*Prior Month Demand							
<b>TOTAL DUE</b>							<b><u>\$1,028,110.00</u></b>	

**FLEMING-MASON ENERGY COOPERATIVE, INC.**  
**P. O. BOX 328, FLEMINGSBURG, KY 41041**  
**(606) 845-2661; FAX (606) 845-1008**

International Paper  
 Attn: Charles Apple  
 Maysville 7446  
 PO Box 182682  
 Columbus, OH 43218-2682

ACCT NUMBER: 104853 002

**STEAM INVOICE**

Demand/MMBTU \$577.15  
 Energy/MMBTU \$4.1660  
 Fuel Adj/MMBTU (\$0.38570)  
 Minimum Bill \$100,000  
 Environmental Surcharge 20.8800%  
 Fuel Adj/kWh (\$0.00397)

FOR MONTH ENDING: January 31, 2021  
 INVOICE DATE: February 5, 2021  
 DUE DATE: February 20, 2021

Steam Adj. Factor	Billing Notes	Billing Demand/MMBTU	Billing Energy/MMBTU	Demand Charge	Energy Charge	Fuel Adjustment	Surcharge	Total Charge
1.004		334.700	191,520.700	\$193,945.00	\$801,068.00	(\$84,278.00)	\$190,161.00	\$1,100,896.00
	*Prior Month Demand							<b>TOTAL DUE</b>
								<b><u>\$1,100,896.00</u></b>

**FLEMING-MASON ENERGY COOPERATIVE, INC.**  
**P. O. BOX 328, FLEMINGSBURG, KY 41041**  
**(606) 845-2661; FAX (606) 845-1008**

**ACCT NUMBER: 104853 002**

**International Paper**  
**Attn: Charles Apple**  
**Maysville 7446**  
**PO Box 182682**  
**Columbus, OH 43218-2682**

**STEAM INVOICE**

**FOR MONTH ENDING: February 28, 2021**  
**INVOICE DATE: March 5, 2021**  
**DUE DATE: March 20, 2021**

**Demand/MMBTU \$577.15**  
**Energy/MMBTU \$4.1660**  
**Fuel Adj/MMBTU (\$0.47434)**  
**Minimum Bill \$100,000**  
**Environmental Surcharge 14.0000%**  
**Fuel Adj/kWh (\$0.00488)**

Steam Adj. Factor	Billing Notes	Billing Demand/MMBTU	Billing Energy/MMBTU	Demand Charge	Energy Charge	Fuel Adjustment	Surcharge	Total Charge
1.004		335.800	182,486.300	\$194,582.00	\$763,278.00	(\$98,758.00)	\$120,274.00	\$979,376.00
	*Prior Month Demand							
<b>TOTAL DUE</b>								<b><u>\$979,376.00</u></b>

**FLEMING-MASON ENERGY COOPERATIVE, INC.**  
**P. O. BOX 328, FLEMINGSBURG, KY 41041**  
**(606) 845-2661; FAX (606) 845-1008**

International Paper  
Attn: Charles Apple  
Maysville 7446  
PO Box 182682  
Columbus, OH 43218-2682

**ACCT NUMBER: 104853 002**

**STEAM INVOICE**

**FOR MONTH ENDING: March 31, 2021**  
**INVOICE DATE: April 5, 2021**  
**DUE DATE: April 20, 2021**

**Demand/MMBTU \$577.15**  
**Energy/MMBTU \$4.1660**  
**Fuel Adj/MMBTU \$0.20854**  
**Minimum Bill \$100,000**  
**Environmental Surcharge 13.2100%**  
**Fuel Adj/kWh \$0.00215**

Steam Adj. Factor	Billing Notes	Billing Demand/MMBTU	Billing Energy/MMBTU	Demand Charge	Energy Charge	Fuel Adjustment	Surcharge	Total Charge
1.006		304.300	178,426.600	\$176,681.00	\$747,785.00	\$42,536.00	\$127,741.00	\$1,094,743.00

\*Prior Month Demand

**TOTAL DUE \$1,094,743.00**

**FLEMING-MASON ENERGY COOPERATIVE, INC.**  
**P. O. BOX 328, FLEMINGSBURG, KY 41041**  
**(606) 845-2661; FAX (606) 845-1008**

International Paper  
Attn: Charles Apple  
Maysville 7446  
PO Box 182682  
Columbus, OH 43218-2682

**STEAM INVOICE**

**FOR MONTH ENDING: April 30, 2021**  
**INVOICE DATE: May 5, 2021**  
**DUE DATE: May 20, 2021**

**ACCT NUMBER: 104853 002**

**Demand/MMBTU \$577.15**  
**Energy/MMBTU \$4.1660**  
**Fuel Adj/MMBTU (\$0.40565)**  
**Minimum Bill \$100,000**  
**Environmental Surcharge 16.2900%**  
**Fuel Adj/kWh (\$0.00419)**

Steam Adj. Factor	Billing Notes	Billing Demand/MMBTU	Billing Energy/MMBTU	Demand Charge	Energy Charge	Fuel Adjustment	Surcharge	Total Charge
1.008		280.700	147,534.600	\$163,302.00	\$619,547.00	(\$68,553.00)	\$116,359.00	\$830,655.00
	*Prior Month Demand							
							<b>TOTAL DUE</b>	<b><u>\$830,655.00</u></b>

**FLEMING-MASON ENERGY COOPERATIVE, INC.**  
**P. O. BOX 328, FLEMINGSBURG, KY 41041**  
**(606) 845-2661; FAX (606) 845-1008**

**ACCT NUMBER: 104853 002**

**International Paper**  
**Attn: Charles Apple**  
**Maysville 7446**  
**PO Box 182682**  
**Columbus, OH 43218-2682**

**STEAM INVOICE**

**FOR MONTH ENDING: May 31, 2021**  
**INVOICE DATE: June 5, 2021**  
**DUE DATE: June 20, 2021**

**Demand/MMBTU \$577.15**  
**Energy/MMBTU \$4.1660**  
**Fuel Adj/MMBTU (\$0.68389)**  
**Minimum Bill \$100,000**  
**Environmental Surcharge 17.8800%**  
**Fuel Adj/kWh (\$0.00707)**

Steam Adj. Factor	Billing Notes	Billing Demand/MMBTU	Billing Energy/MMBTU	Demand Charge	Energy Charge	Fuel Adjustment	Surcharge	Total Charge
1.009		276.700	169,414.700	\$161,135.00	\$712,132.00	(\$132,844.00)	\$132,388.00	\$872,811.00
<b>TOTAL DUE</b>								<b><u>\$872,811.00</u></b>

**FLEMING-MASON ENERGY COOPERATIVE, INC.**  
**P. O. BOX 328, FLEMINGSBURG, KY 41041**  
**(606) 845-2661; FAX (606) 845-1008**

International Paper  
Attn: Charles Apple  
Maysville 7446  
PO Box 182682  
Columbus, OH 43218-2682

**ACCT NUMBER: 104853 002**

**STEAM INVOICE**

**Demand/MMBTU \$577.15**  
**Energy/MMBTU \$4.1660**  
**Fuel Adj/MMBTU (\$0.45146)**  
**Minimum Bill \$100,000**  
**Environmental Surcharge 25.5100%**  
**Fuel Adj/kWh (\$0.00466)**

**FOR MONTH ENDING: June 30, 2021**  
**INVOICE DATE: July 5, 2021**  
**DUE DATE: July 20, 2021**

Steam Adj. Factor	Billing Notes	Billing Demand/MMBTU	Billing Energy/MMBTU	Demand Charge	Energy Charge	Fuel Adjustment	Surcharge	Total Charge	
1.007	Feb*	268.640	146,477.900	\$156,131.00	\$614,497.00	(\$75,673.00)	\$177,283.00	\$872,238.00	
								<b>TOTAL DUE</b>	<b><u>\$872,238.00</u></b>

\*Prior Month Demand



**FLEMING-MASON ENERGY COOPERATIVE, INC.**  
**P. O. BOX 328, FLEMINGSBURG, KY 41041**  
**(606) 845-2661; FAX (606) 845-1008**

International Paper  
 Attn: Charles Apple  
 Maysville 7446  
 PO Box 182682  
 Columbus, OH 43218-2682

**ACCT NUMBER: 104853 002**

**STEAM INVOICE**

**Demand/MMBTU \$577.15**  
**Energy/MMBTU \$4.1660**  
**Fuel Adj/MMBTU (\$0.39020)**  
**Minimum Bill \$100,000**  
**Environmental Surcharge 23.0200%**  
**Fuel Adj/kWh (\$0.00403)**

**FOR MONTH ENDING: July 31, 2021**  
**INVOICE DATE: August 5, 2021**  
**DUE DATE: August 20, 2021**

Steam Adj. Factor	Billing Notes	Billing Demand/MMBTU	Billing Energy/MMBTU	Demand Charge	Energy Charge	Fuel Adjustment	Surcharge	Total Charge
1.008		290.200	150,801.200	\$168,829.00	\$633,265.00	(\$67,402.00)	\$169,126.00	\$903,818.00
							<b>TOTAL DUE</b>	<b><u>\$903,818.00</u></b>

\*Prior Month Demand

**FLEMING-MASON ENERGY COOPERATIVE, INC.**  
**P. O. BOX 328, FLEMINGSBURG, KY 41041**  
**(606) 845-2661; FAX (606) 845-1008**

International Paper  
Attn: Charles Apple  
Maysville 7446  
PO Box 182682  
Columbus, OH 43218-2682

**ACCT NUMBER: 104853 002**

**STEAM INVOICE**

**Demand/MMBTU \$577.15**  
**Energy/MMBTU \$4.1660**  
**Fuel Adj/MMBTU (\$0.33734)**  
**Minimum Bill \$100,000**  
**Environmental Surcharge 20.9900%**  
**Fuel Adj/kWh (\$0.00348)**

**FOR MONTH ENDING: August 31, 2021**  
**INVOICE DATE: September 5, 2021**  
**DUE DATE: September 20, 2021**

Steam Adj. Factor	Billing Notes	Billing Demand/MMBTU	Billing Energy/MMBTU	Demand Charge	Energy Charge	Fuel Adjustment	Surcharge	Total Charge
1.006	Feb*	268.640	148,697.200	\$155,976.00	\$623,188.00	(\$57,344.00)	\$151,510.00	\$873,330.00

\*Prior Month Demand

**TOTAL DUE \$873,330.00**

**FLEMING-MASON ENERGY COOPERATIVE, INC.**  
**P. O. BOX 328, FLEMINGSBURG, KY 41041**  
**(606) 845-2661; FAX (606) 845-1008**

**ACCT NUMBER: 104853 002**

**International Paper**  
**Attn: Charles Apple**  
**Maysville 7446**  
**PO Box 182682**  
**Columbus, OH 43218-2682**

**STEAM INVOICE**

**Demand/MMBTU \$577.15**  
**Energy/MMBTU \$4.1660**  
**Fuel Adj/MMBTU (\$0.25887)**  
**Minimum Bill \$100,000**  
**Environmental Surcharge 18.9200%**  
**Fuel Adj/kWh (\$0.00267)**

**FOR MONTH ENDING: September 30, 2021**  
**INVOICE DATE: October 5, 2021**  
**DUE DATE: October 20, 2021**

Steam Adj. Factor	Billing Notes	Billing Demand/MMBTU	Billing Energy/MMBTU	Demand Charge	Energy Charge	Fuel Adjustment	Surcharge	Total Charge
1.006		268.900	142,630.700	\$156,127.00	\$597,763.00	(\$42,210.00)	\$134,650.00	\$846,330.00
	*Prior Month Demand							
<b>TOTAL DUE</b>								<b><u>\$846,330.00</u></b>

**FLEMING-MASON ENERGY COOPERATIVE, INC.**  
**P. O. BOX 328, FLEMINGSBURG, KY 41041**  
**(606) 845-2661; FAX (606) 845-1008**

International Paper  
Attn: Charles Apple  
Maysville 7446  
PO Box 182682  
Columbus, OH 43218-2682

**ACCT NUMBER: 104853 002**

**STEAM INVOICE**

**Demand/MMBTU \$604.75**  
**Energy/MMBTU \$4.2660**  
**Fuel Adj/MMBTU (\$0.08721)**  
**Minimum Bill \$100,000**  
**Environmental Surcharge 17.7700%**  
**Fuel Adj/kWh (\$0.00090)**

**FOR MONTH ENDING: October 31, 2021**  
**INVOICE DATE: November 5, 2021**  
**DUE DATE: November 20, 2021**

Steam Adj. Factor	Billing Notes	Billing Demand/MMBTU	Billing Energy/MMBTU	Demand Charge	Energy Charge	Fuel Adjustment	Surcharge	Total Charge
1.007		284.300	155,805.100	\$173,134.00	\$669,318.00	(\$15,549.00)	\$146,941.00	\$973,844.00
*Prior Month Demand								
<b>TOTAL DUE</b>							<b><u>\$973,844.00</u></b>	

**FLEMING-MASON ENERGY COOPERATIVE, INC.**  
**P. O. BOX 328, FLEMINGSBURG, KY 41041**  
**(606) 845-2661; FAX (606) 845-1008**

International Paper  
Attn: Charles Apple  
Maysville 7446  
PO Box 182682  
Columbus, OH 43218-2682

**ACCT NUMBER: 104853 002**

**STEAM INVOICE**

**Demand/MMBTU \$604.75**  
**Energy/MMBTU \$4.2660**  
**Fuel Adj/MMBTU \$1.08654**  
**Minimum Bill \$100,000**  
**Environmental Surcharge 21.1800%**  
**Fuel Adj/kWh \$0.01125**

**FOR MONTH ENDING: November 30, 2021**  
**INVOICE DATE: December 5, 2021**  
**DUE DATE: December 20, 2021**

Steam Adj. Factor	Billing Notes	Billing Demand/MMBTU	Billing Energy/MMBTU	Demand Charge	Energy Charge	Fuel Adjustment	Surcharge	Total Charge
1.010		319.600	176,873.000	\$195,211.00	\$762,087.00	\$220,569.00	\$249,472.00	\$1,427,339.00
*Prior Month Demand								
<b>TOTAL DUE</b>							<b><u>\$1,427,339.00</u></b>	

**FLEMING-MASON ENERGY COOPERATIVE, INC.**  
**P. O. BOX 328, FLEMINGSBURG, KY 41041**  
**(606) 845-2661; FAX (606) 845-1008**

International Paper  
 Attn: Charles Apple  
 Maysville 7446  
 PO Box 182682  
 Columbus, OH 43218-2682

**ACCT NUMBER: 104853 002**

**STEAM INVOICE**

**Demand/MMBTU \$604.75**  
**Energy/MMBTU \$4.2660**  
**Fuel Adj/MMBTU \$1.68987**  
**Minimum Bill \$100,000**  
**Environmental Surcharge 20.4200%**  
**Fuel Adj/kWh \$0.01760**

**FOR MONTH ENDING: December 31, 2021**  
**INVOICE DATE: January 5, 2022**  
**DUE DATE: January 20, 2022**

Steam Adj. Factor	Billing Notes	Billing Demand/MMBTU	Billing Energy/MMBTU	Demand Charge	Energy Charge	Fuel Adjustment	Surcharge	Total Charge
1.016		307.400	171,678.900	\$188,874.00	\$744,101.00	\$334,951.00	\$258,911.00	\$1,526,837.00
*Prior Month Demand								
<b>TOTAL DUE</b>							<b><u>\$1,526,837.00</u></b>	

**FLEMING-MASON ENERGY COOPERATIVE, INC.**  
**P. O. BOX 328, FLEMINGSBURG, KY 41041**  
**(606) 845-2661; FAX (606) 845-1008**

International Paper  
Attn: Charles Apple  
Maysville 7446  
PO Box 182682  
Columbus, OH 43218-2682

**ACCT NUMBER: 104853 002**

**STEAM INVOICE**

**Demand/MMBTU \$604.75**  
**Energy/MMBTU \$4.2660**  
**Fuel Adj/MMBTU \$0.75201**  
**Minimum Bill \$100,000**  
**Environmental Surcharge 13.8800%**  
**Fuel Adj/kWh \$0.00786**

**FOR MONTH ENDING: January 31, 2022**  
**INVOICE DATE: February 5, 2022**  
**DUE DATE: February 20, 2022**

Steam Adj. Factor	Billing Notes	Billing Demand/MMBTU	Billing Energy/MMBTU	Demand Charge	Energy Charge	Fuel Adjustment	Surcharge	Total Charge
1.020		323.500	186,519.300	\$199,549.00	\$811,607.00	\$162,579.00	\$162,914.00	\$1,336,649.00
*Prior Month Demand								
<b>TOTAL DUE</b>							<b><u>\$1,336,649.00</u></b>	

**FLEMING-MASON ENERGY COOPERATIVE, INC.**  
**P. O. BOX 328, FLEMINGSBURG, KY 41041**  
**(606) 845-2661; FAX (606) 845-1008**

International Paper  
Attn: Charles Apple  
Maysville 7446  
PO Box 182682  
Columbus, OH 43218-2682

ACCT NUMBER: 104853 002

**STEAM INVOICE**

Demand/MMBTU \$604.75  
Energy/MMBTU \$4.2660  
Fuel Adj/MMBTU \$0.94739  
Minimum Bill \$100,000  
Environmental Surcharge 13.6400%  
Fuel Adj/kWh \$0.00994

FOR MONTH ENDING: February 28, 2022  
INVOICE DATE: March 5, 2022  
DUE DATE: March 20, 2022

Steam Adj. Factor	Billing Notes	Billing Demand/MMBTU	Billing Energy/MMBTU	Demand Charge	Energy Charge	Fuel Adjustment	Surcharge	Total Charge
1.024		303.700	167,796.300	\$188,071.00	\$732,997.00	\$184,981.00	\$150,865.00	\$1,256,914.00
*Prior Month Demand								
<b>TOTAL DUE</b>								<b><u>\$1,256,914.00</u></b>



**FLEMING-MASON ENERGY COOPERATIVE, INC.**  
**P. O. BOX 328, FLEMINGSBURG, KY 41041**  
**(606) 845-2661; FAX (606) 845-1008**

International Paper  
Attn: Charles Apple  
Maysville 7446  
PO Box 182682  
Columbus, OH 43218-2682

**ACCT NUMBER: 104853 002**

**STEAM INVOICE**

**Demand/MMBTU \$604.75**  
**Energy/MMBTU \$4.2660**  
**Fuel Adj/MMBTU \$0.95433**  
**Minimum Bill \$100,000**  
**Environmental Surcharge 10.4900%**  
**Fuel Adj/kWh \$0.01001**

**FOR MONTH ENDING: March 31, 2022**  
**INVOICE DATE: April 5, 2022**  
**DUE DATE: April 20, 2022**

Steam Adj. Factor	Billing Notes	Billing Demand/MMBTU	Billing Energy/MMBTU	Demand Charge	Energy Charge	Fuel Adjustment	Surcharge	Total Charge
1.023		308.000	183,424.500	\$190,547.00	\$800,485.00	\$203,493.00	\$125,306.00	\$1,319,831.00

\*Prior Month Demand

**TOTAL DUE \$1,319,831.00**

**FLEMING-MASON ENERGY COOPERATIVE, INC.**  
**P. O. BOX 328, FLEMINGSBURG, KY 41041**  
**(606) 845-2661; FAX (606) 845-1008**

**ACCT NUMBER: 104853 002**

**International Paper**  
**Attn: Charles Apple**  
**Maysville 7446**  
**PO Box 182682**  
**Columbus, OH 43218-2682**

**STEAM INVOICE**

**Demand/MMBTU \$604.75**  
**Energy/MMBTU \$4.2660**  
**Fuel Adj/MMBTU \$0.70931**  
**Minimum Bill \$100,000**  
**Environmental Surcharge 15.3800%**  
**Fuel Adj/kWh \$0.00743**

**FOR MONTH ENDING: April 30, 2022**  
**INVOICE DATE: May 5, 2022**  
**DUE DATE: May 20, 2022**

Steam Adj. Factor	Billing Notes	Billing Demand/MMBTU	Billing Energy/MMBTU	Demand Charge	Energy Charge	Fuel Adjustment	Surcharge	Total Charge
1.022		295.900	137,892.000	\$182,882.00	\$601,190.00	\$113,591.00	\$138,061.00	\$1,035,724.00
	*Prior Month Demand							
<b>TOTAL DUE</b>								<b><u>\$1,035,724.00</u></b>

**FLEMING-MASON ENERGY COOPERATIVE, INC.**  
**P. O. BOX 328, FLEMINGSBURG, KY 41041**  
**(606) 845-2661; FAX (606) 845-1008**

**ACCT NUMBER: 104853 002**

**International Paper**  
**Attn: Charles Apple**  
**Maysville 7446**  
**PO Box 182682**  
**Columbus, OH 43218-2682**

**STEAM INVOICE**

**FOR MONTH ENDING: May 31, 2022**  
**INVOICE DATE: June 5, 2022**  
**DUE DATE: June 20, 2022**

**Demand/MMBTU \$604.75**  
**Energy/MMBTU \$4.2660**  
**Fuel Adj/MMBTU \$0.67295**  
**Minimum Bill \$100,000**  
**Environmental Surcharge 16.3300%**  
**Fuel Adj/kWh \$0.00707**

Steam Adj. Factor	Billing Notes	Billing Demand/MMBTU	Billing Energy/MMBTU	Demand Charge	Energy Charge	Fuel Adjustment	Surcharge	Total Charge	
1.025		283.300	160,037.600	\$175,609.00	\$699,790.00	\$125,443.00	\$163,438.00	\$1,164,280.00	
								<b>TOTAL DUE</b>	<b><u>\$1,164,280.00</u></b>

\*Prior Month Demand

**FLEMING-MASON ENERGY COOPERATIVE, INC.**  
**P. O. BOX 328, FLEMINGSBURG, KY 41041**  
**(606) 845-2661; FAX (606) 845-1008**

International Paper  
 Attn: Charles Apple  
 Maysville 7446  
 PO Box 182682  
 Columbus, OH 43218-2682

**STEAM INVOICE**

**FOR MONTH ENDING: June 30, 2022**  
**INVOICE DATE: July 5, 2022**  
**DUE DATE: July 20, 2022**

**ACCT NUMBER: 104853 002**

**Demand/MMBTU \$604.75**  
**Energy/MMBTU \$4.2660**  
**Fuel Adj/MMBTU \$0.87445**  
**Minimum Bill \$100,000**  
**Environmental Surcharge 18.3600%**  
**Fuel Adj/kWh \$0.00918**

Steam Adj. Factor	Billing Notes	Billing Demand/MMBTU	Billing Energy/MMBTU	Demand Charge	Energy Charge	Fuel Adjustment	Surcharge	Total Charge
1.024	*Jan	258.800	130,617.300	\$160,265.00	\$570,586.00	\$132,909.00	\$158,586.00	\$1,022,346.00
						<b>TOTAL DUE</b>		<b><u>\$1,022,346.00</u></b>

\*Prior Month Demand

**FLEMING-MASON ENERGY COOPERATIVE, INC.**  
**P. O. BOX 328, FLEMINGSBURG, KY 41041**  
**(606) 845-2661; FAX (606) 845-1008**

**ACCT NUMBER: 104853 002**

**International Paper**  
**Attn: Charles Apple**  
**Maysville 7446**  
**PO Box 182682**  
**Columbus, OH 43218-2682**

**STEAM INVOICE**

**Demand/MMBTU \$604.75**  
**Energy/MMBTU \$4.2660**  
**Fuel Adj/MMBTU \$1.56878**  
**Minimum Bill \$100,000**  
**Environmental Surcharge 17.6600%**  
**Fuel Adj/kWh \$0.01648**

**FOR MONTH ENDING: July 31, 2022**  
**INVOICE DATE: August 5, 2022**  
**DUE DATE: August 20, 2022**

Steam Adj. Factor	Billing Notes	Billing Demand/MMBTU	Billing Energy/MMBTU	Demand Charge	Energy Charge	Fuel Adjustment	Surcharge	Total Charge
1.025		275.800	144,539.900	\$170,960.00	\$632,021.00	\$264,113.00	\$188,449.00	\$1,255,543.00
	*Prior Month Demand							
<b>TOTAL DUE</b>							<b><u>\$1,255,543.00</u></b>	

**FLEMING-MASON ENERGY COOPERATIVE, INC.**  
**P. O. BOX 328, FLEMINGSBURG, KY 41041**  
**(606) 845-2661; FAX (606) 845-1008**

International Paper  
 Attn: Charles Apple  
 Maysville 7446  
 PO Box 182682  
 Columbus, OH 43218-2682

**ACCT NUMBER: 104853 002**

**STEAM INVOICE**

**Demand/MMBTU \$604.75**  
**Energy/MMBTU \$4.2660**  
**Fuel Adj/MMBTU \$1.44034**  
**Minimum Bill \$100,000**  
**Environmental Surcharge 14.4500%**  
**Fuel Adj/kWh \$0.01486**

**FOR MONTH ENDING: August 31, 2022**  
**INVOICE DATE: September 5, 2022**  
**DUE DATE: September 20, 2022**

Steam Adj. Factor	Billing Notes	Billing Demand/MMBTU	Billing Energy/MMBTU	Demand Charge	Energy Charge	Fuel Adjustment	Surcharge	Total Charge
1.007		283.300	153,024.400	\$172,525.00	\$657,374.00	\$252,216.00	\$156,366.00	\$1,238,481.00

\*Prior Month Demand

**TOTAL DUE \$1,238,481.00**

**FLEMING-MASON ENERGY COOPERATIVE, INC.**  
**P. O. BOX 328, FLEMINGSBURG, KY 41041**  
**(606) 845-2661; FAX (606) 845-1008**

International Paper  
 Attn: Charles Apple  
 Maysville 7446  
 PO Box 182682  
 Columbus, OH 43218-2682

**ACCT NUMBER: 104853 002**

**STEAM INVOICE**

**Demand/MMBTU \$604.75**  
**Energy/MMBTU \$4.2660**  
**Fuel Adj/MMBTU \$1.95260**  
**Minimum Bill \$100,000**  
**Environmental Surcharge 11.4700%**  
**Fuel Adj/kWh \$0.01969**

**FOR MONTH ENDING: September 30, 2022**  
**INVOICE DATE: October 5, 2022**  
**DUE DATE: October 20, 2022**

Steam Adj. Factor	Billing Notes	Billing Demand/MMBTU	Billing Energy/MMBTU	Demand Charge	Energy Charge	Fuel Adjustment	Surcharge	Total Charge
0.984		263.800	129,598.500	\$156,980.00	\$544,022.00	\$282,960.00	\$112,860.00	\$1,096,822.00
	*Prior Month Demand							
<b>TOTAL DUE</b>								<b><u>\$1,096,822.00</u></b>

**FLEMING-MASON ENERGY COOPERATIVE, INC.**  
**P. O. BOX 328, FLEMINGSBURG, KY 41041**  
**(606) 845-2661; FAX (606) 845-1008**

**ACCT NUMBER: 104853 002**

**International Paper**  
**Attn: Charles Apple**  
**Maysville 7446**  
**PO Box 182682**  
**Columbus, OH 43218-2682**

**STEAM INVOICE**

**Demand/MMBTU \$604.75**  
**Energy/MMBTU \$4.2660**  
**Fuel Adj/MMBTU \$2.02532**  
**Minimum Bill \$100,000**  
**Environmental Surcharge 13.6200%**  
**Fuel Adj/kWh \$0.02128**

**FOR MONTH ENDING: October 31, 2022**  
**INVOICE DATE: November 5, 2022**  
**DUE DATE: November 20, 2022**

Steam Adj. Factor	Billing Notes	Billing Demand/MMBTU	Billing Energy/MMBTU	Demand Charge	Energy Charge	Fuel Adjustment	Surcharge	Total Charge
1.025		283.800	156,643.100	\$175,919.00	\$684,945.00	\$369,526.00	\$167,579.00	\$1,397,969.00
	*Prior Month Demand							
<b>TOTAL DUE</b>							<b><u>\$1,397,969.00</u></b>	



FLEMING-MASON ENERGY COOPERATIVE, INC.

If the proposal to increase EKPC's base period fuel cost to \$0.03749/kWh is accepted, then the calculation of the increase in Fleming-Mason Energy's base fuel costs for the review period would be as follows:

Changes in rates are calculated by adjusting the EKPC increase for Fleming-Mason's twelve (12) month average line-loss for November 1, 2020, through October 31, 2022.

**Fleming-Mason Schedules RSP, RSP-ETS, RSP-Prepay, RSP-IB, RSP-TOD, SGS, LGS, AES, LIS1, LIS2, LIS3, LIS4, LIS4B, LIS5, LIS5B, LIS6, LIS6B, LIS7:**

EKPC Fuel Base Rate Increase	0.01125
October 2021 Average line loss (1.00 - .041)	<u>.959</u>
Fleming-Mason Proposed Increase (.01125 / .959)	0.01173

**International Paper Special Contracted Rate:**

EKPC Rate Increase	0.01125
Fleming-Mason line loss	<u>0</u>
Fleming-Mason Proposed Increase	0.01125

**AppHarvest Special Contracted Rate:**

EKPC Rate Increase	0.01125
Fleming-Mason line loss	<u>0</u>
Fleming-Mason Proposed Increase	0.01125

**Schedule OLS:**

Mercury Vapor		
7,000 Lumen	(69 kWh x 0.01173)	0.809
20,000 Lumen	(151 kWh x 0.01173)	1.771
High Pressure Sodium		
9,500 Lumen	(39 kWh x 0.01173)	0.457
22,000 Lumen	(81 kWh x 0.01173)	0.950
50,000 Lumen	(162 kWh x 0.01173)	1.900
Light-Emitting Diode (LED)		
6,100 Lumen	(24 kWh x 0.01173)	0.282
9,500 Lumen	(42 kWh x 0.01173)	0.493
23,000 Lumen	(55 kWh x 0.01173)	0.645

FLEMING-MASON ENERGY COOPERATIVE, INC.

PRESENT & PROPOSED RATES

	<u>PRESENT RATE</u>	<u>PROPOSED RATE</u>
<b><u>RESIDENTIAL &amp; SMALL POWER</u></b>		
Customer Charge - Monthly Rate	\$15.57 /Mo.	\$15.57 /Mo.
Energy Charge	0.08330 /kWh	\$0.09503 /kWh
Energy Charge - Electric Thermal Storage (ETS)	0.05079 /kWh	\$0.05702 /kWh
<b><u>RSP - PREPAY SERVICE</u></b>		
Customer Charge - Monthly Rate	\$15.57 /Mo.	\$15.57 /Mo.
Energy Charge	0.08330 /kWh	0.09503 /kWh
Prepay Service Fee - Monthly Rate	\$5.00 /Mo.	\$5.00 /Mo.
<b><u>RSP - INCLINING BLOCK RATE</u></b>		
Customer Charge - Monthly Rate	\$15.57 /Mo.	\$15.57 /Mo.
Energy Charge 0-300 kWh	0.06513 /kWh	0.07686 /kWh
Energy Charge 301-500 kWh	0.07551 /kWh	0.08724 /kWh
Energy Charge Over 500 kWh	0.10665 /kWh	0.11838 /kWh
<b><u>RSP - TIME OF DAY</u></b>		
Customer Charge - Monthly Rate	\$18.97 /Mo.	\$18.97 /Mo.
On-Peak Energy	0.12514 /kWh	0.13687 /kWh
Off-Peak Energy	0.05779 /kWh	0.06952 /kWh
<b><u>SMALL GENERAL SERVICE</u></b>		
Customer Charge - Monthly Rate	\$51.10 /Mo.	\$51.10 /Mo.
Energy Charge	0.06342 /kWh	0.07515 /kWh
Demand Charge	\$7.69 /Kw	\$7.69 /Kw
<b><u>LARGE GENERAL SERVICE</u></b>		
Customer Charge - Monthly Rate	\$68.00 /Mo.	\$68.00 /Mo.
Energy Charge	0.05164 /kWh	0.06337 /kWh
Demand Charge	\$7.19 /Kw	\$7.19 /Kw
<b><u>OUTDOOR LIGHTING SERVICE</u></b>		
Mercury Vapor: 7000 Lumen - Standard	\$8.98 /Mo.	\$9.79 /Mo.
Mercury Vapor: 7000 Lumen - Ornamental	\$20.48 /Mo.	\$21.29 /Mo.
Mercury Vapor: 20000 Lumen - Standard	\$17.26 /Mo.	\$19.03 /Mo.
Mercury Vapor: 20000 Lumen - Ornamental	\$27.24 /Mo.	\$29.01 /Mo.
High Pressure Sodium: 9500 Lumen - Standard	\$8.78 /Mo.	\$9.24 /Mo.
High Pressure Sodium: 9500 Lumen - Ornamental	\$18.73 /Mo.	\$19.19 /Mo.
High Pressure Sodium: 9500 Lumen - Directional	\$8.87 /Mo.	\$9.33 /Mo.
High Pressure Sodium: 22000 Lumen - Standard	\$12.46 /Mo.	\$13.41 /Mo.
High Pressure Sodium: 22000 Lumen - Ornamental	\$22.41 /Mo.	\$23.36 /Mo.
High Pressure Sodium: 22000 Lumen - Directional	\$12.22 /Mo.	\$13.17 /Mo.
High Pressure Sodium: 50000 Lumen - Standard	\$18.70 /Mo.	\$20.60 /Mo.
High Pressure Sodium: 50000 Lumen - Ornamental	\$28.14 /Mo.	\$30.04 /Mo.
High Pressure Sodium: 50000 Lumen - Directional	\$18.32 /Mo.	\$20.22 /Mo.
Light-Emitting Diode (LED): 6100 Lumen - Standard	\$9.13 /Mo.	\$9.41 /Mo.
Light-Emitting Diode (LED): 9500 Lumen - Standard	\$12.52 /Mo.	\$13.01 /Mo.
Light-Emitting Diode (LED): 23000 Lumen - Directional Floodlight	\$24.90 /Mo.	\$25.55 /Mo.
<b><u>ALL ELECTRIC SCHOOL</u></b>		
Customer Charge - Monthly Rate	\$67.34 /Mo.	\$67.34 /Mo.
Energy Charge	0.08179 /kWh	0.09352 /kWh

	<u>PRESENT RATE</u>	<u>PROPOSED RATE</u>
<b><u>SPECIAL CONTRACTED SERVICE - INTERNATIONAL PAPER</u></b>		
Customer Charge - Monthly Rate	\$5,727.00 /Mo.	\$5,727.00 /Mo.
Energy Charge	0.03978 /kWh	0.05103 /kWh
Demand Charge	\$7.30 /Kw	\$7.30 /Kw
<b><u>SPECIAL CONTRACTED SERVICE - APPHARVEST</u></b>		
Substation Charge - Monthly Rate	\$5,727.00 /Mo.	\$5,727.00 /Mo.
Energy Charge	0.04261 /kWh	0.05386 /kWh
Demand Charge - per Contract KW	\$7.44 /Kw	\$7.44 /Kw
Demand Charge - Per KW in Excess of Contract	\$10.36 /Kw	\$10.36 /Kw
<b><u>LARGE INDUSTRIAL SERVICE #1</u></b>		
Customer Charge - Monthly Rate	\$634.70 /Mo.	\$634.70 /Mo.
Energy Charge	0.05072 /kWh	0.06245 /kWh
Demand Charge	\$9.28 /KW	\$9.28 /KW
<b><u>LARGE INDUSTRIAL SERVICE #2</u></b>		
Customer Charge - Monthly Rate	\$1,268.17 /Mo.	\$1,268.17 /Mo.
Energy Charge	0.04685 /kWh	0.05858 /kWh
Demand Charge	\$9.28 /KW	\$9.28 /KW
<b><u>LARGE INDUSTRIAL SERVICE #3</u></b>		
Customer Charge - Monthly Rate	\$1,268.17 /Mo.	\$1,268.17 /Mo.
Energy Charge	0.04560 /kWh	0.05733 /kWh
Demand Charge	\$7.59 /KW	\$7.59 /KW
<b><u>LARGE INDUSTRIAL SERVICE #4</u></b>		
Customer Charge - Monthly Rate	\$634.70 /Mo.	\$634.70 /Mo.
Energy Charge	0.05123 /kWh	0.06296 /kWh
Demand Charge	\$7.44 /KW	\$7.44 /KW
<b><u>LARGE INDUSTRIAL SERVICE #5</u></b>		
Customer Charge - Monthly Rate	\$1,268.17 /Mo.	\$1,268.17 /Mo.
Energy Charge	0.04737 /kWh	0.05910 /kWh
Demand Charge	\$7.44 /KW	\$7.44 /KW
<b><u>LARGE INDUSTRIAL SERVICE #6</u></b>		
Customer Charge - Monthly Rate	\$1,268.17 /Mo.	\$1,268.17 /Mo.
Energy Charge	0.04261 /kWh	0.05434 /kWh
Demand Charge	\$7.44 /KW	\$7.44 /KW
<b><u>LARGE INDUSTRIAL SERVICE #4B</u></b>		
Customer Charge - Monthly Rate	\$634.70 /Mo.	\$634.70 /Mo.
Energy Charge	0.05123 /kWh	0.06296 /kWh
Demand Charge - per Contract KW	\$7.44 /KW	\$7.44 /KW
Demand Charge - Per KW in Excess of Contract	\$10.36 /KW	\$10.36 /KW
<b><u>LARGE INDUSTRIAL SERVICE #5B</u></b>		
Customer Charge - Monthly Rate	\$1,268.17 /Mo.	\$1,268.17 /Mo.
Energy Charge	0.04737 /kWh	0.05910 /kWh
Demand Charge - per Contract KW	\$7.44 /KW	\$7.44 /KW
Demand Charge - Per KW in Excess of Contract	\$10.36 /KW	\$10.36 /KW
<b><u>LARGE INDUSTRIAL SERVICE #6B</u></b>		
Customer Charge - Monthly Rate	\$1,268.17 /Mo.	\$1,268.17 /Mo.
Energy Charge	0.04261 /kWh	0.05434 /kWh
Demand Charge - per Contract KW	\$7.44 /KW	\$7.44 /KW
Demand Charge - Per KW in Excess of Contract	\$10.36 /KW	\$10.36 /KW
<b><u>LARGE INDUSTRIAL SERVICE #7</u></b>		
Customer Charge - Monthly Rate	\$1,268.17 /Mo.	\$1,268.17 /Mo.
Energy Charge	0.04261 /kWh	0.05434 /kWh
Demand Charge	\$7.44 /KW	\$7.44 /KW

Fleming-Mason Energy Cooperative, Inc.

For All Counties Served

P.S.C. No. 4

~~Second First~~ Revised Sheet No. 1

Canceling PSC No. 4

~~First Revised Original~~ Sheet No. 1

---

### CLASSIFICATION OF SERVICE

#### RESIDENTIAL AND SMALL POWER – SCHEDULE RSP

Applicability:

Available to all members of the Cooperative for all service requiring not more than 25kVa of transformer capacity. All use is subject to the established rules and regulations of the Cooperative.

Character of Service:

Single-phase 60 Hertz at 120/240 volts alternating current, or where available, three-phase 60 Hertz at 120/240 volts alternating current.

Monthly Rate:

Customer Charge	\$15.57/meter
Energy Charge – For All kWh	\$0. <del>08330</del> <sup>09503</sup> /kWh

(I)

Minimum Charge:

The monthly customer charge.

Temporary Service:

Temporary service shall be supplied in accordance with the foregoing rate except that the customer shall pay in addition to the foregoing charges the total cost of connecting and disconnecting service less the value of materials returned to stock. The Cooperative may require a deposit, in advance, or the full amount of the estimated bill for service, including the cost of connection and disconnection.

Fuel Adjustment Clause:

The above rate may be increased or decreased by an amount per kWh equal to the fuel adjustment amount per kWh as billed by the Wholesale Power Supplier plus an allowance for line losses. The allowance for line losses will not exceed 10% and is based on a twelve month moving average of such losses. This fuel clause is subject to all other applicable provisions as set out in 807 KAR 5:056.

---

**DATE OF ISSUE:** October 1, 2021

**DATE EFFECTIVE:** October 1, 2021

**ISSUED BY:** \_\_\_\_\_  
President and Chief Executive Officer

Fleming-Mason Energy Cooperative, Inc.

For All Counties Served  
P.S.C. No. 4  
~~Second First~~ Revised Sheet No. 1.1  
Canceling PSC No. 4  
~~First Revised~~ Original Sheet No. 1.1

---

**CLASSIFICATION OF SERVICE**

**RESIDENTIAL AND SMALL POWER – SCHEDULE RSP**

Terms of Payment:

The above rates are net and are due on the billing date, the gross rates being 5% higher. In the event the current monthly bill is not paid within 15 days from the date of the bill, the gross rates shall apply.

Taxes and Fees

The Cooperative shall add to the electric bills of all applicable members the Kentucky Sales and Use Tax, any Utility Gross Receipt License Tax for Schools, any other tax that may be imposed on the Cooperative that is measured or determined by sales or receipts, or any Franchise Fee enacted by an ordinance of a municipality.

---

**DATE OF ISSUE:** October 1, 2021

**DATE EFFECTIVE:** October 1, 2021

**ISSUED BY:** \_\_\_\_\_  
President and Chief Executive Officer

Issued by authority of an order of the Public Service Commission of Kentucky.  
Case No. 2021-00109 Dated: September 30, 2021

Fleming-Mason Energy Cooperative, Inc.

For All Counties Served  
P.S.C. No. 4  
~~Second First~~ Revised Sheet No. 2  
Canceling PSC No. 4  
~~First Revised Original~~ Sheet No. 2

**PREPAY SERVICE – SCHEDULE RSP-PPM**

Standard Rider:

Fleming-Mason Energy Cooperative’s Prepay Service (“Prepay”) is an optional rider to Rate Schedule RSP – Residential and Small Power as defined by the Cooperative.

Availability:

All Rate Schedule RSP – Residential and Small Power, excluding accounts on Levelized/Fixed Budget, Automatic Bank Draft, Net Metering, and accounts greater than 200 Amp Service within the territory served by Fleming-Mason.

Monthly Rate:

Rate Schedule RSP:	
Consumer Facility Charge:	\$ 15.57
Energy Charge per kWh:	\$0.083309503
Prepay Service Fee:	\$ 5.00

(I)

TERMS & CONDITIONS:

Members who qualify as defined above in “Availability” may choose to voluntarily enroll their electric account(s) in the Prepay service and are subject to the following:

1. Each member electing Prepay will be subject to all other applicable rules and regulations which apply to members using the residential tariff, without the Prepay rider.
2. Members should have internet access or the ability to receive electronic communications, including texting services to participate in the voluntary Prepay service.
3. Any member choosing to enroll in Prepay shall sign a *Prepay Service Agreement* (“Agreement”). The Agreement shall remain in effect until the member notifies Fleming-Mason, in writing, to cancel the Agreement.
4. Upon written cancellation of the Agreement, the member shall be subject to the conditions of the applicable tariff, without the Prepay rider. In accordance with Fleming-Mason’s current Rules and Regulations, this may require a security deposit to be paid by the member at the time of cancellations of the Prepay service.
5. Any special equipment issued to the member for participation in Prepay shall be returned in good working condition by the member. Refusal by the member to return the equipment shall result in replacement cost of the equipment being charged to the member.

**DATE OF ISSUE:** October 1, 2021

**DATE EFFECTIVE:** October 1, 2021

**ISSUED BY:** \_\_\_\_\_  
President and Chief Executive Officer

**PREPAY SERVICE – SCHEDULE RSP-PPM (CONTINUED)**

6. The Consumer Facility Charge and Energy Charge will be the same as Fleming-Mason’s applicable residential tariff. The Energy Charge per kWh will be calculated and deducted from the member’s account on a daily basis. The Consumer Facility Charge and Prepay Service Fee will be pro-rated and deducted from the member’s account on a daily basis.
7. The Fuel Cost Adjustment and Environmental Surcharge will be charged or credited to the account daily. The Fuel Adjustment and Environmental Surcharge will be the rates in effect for the time of update.
8. The Prepay account will not be subject to deposits, late fees, disconnect fees, and reconnect fees.
9. At the time Prepay is activated for an account, the initial purchase is recommended to be a minimum of \$100.00. Purchases beyond the point of activation will be at an increment of the member’s choosing, with a minimum purchase being \$20.00. Members may apply funds to their prepay account(s) by most methods as post pay and include the following: credit card, debit card, check and cash. Payment can be made via the website, phone and in person at one of Fleming-Mason’s offices. Payment methods are listed on Fleming-Mason’s website, [www.fme.coop](http://www.fme.coop).
10. When an existing member selects to participate in Prepay and has a security deposit on file, the deposit and any accumulated interest will not be refunded. The deposit will be converted into a credit on the Prepay account going forward. No crediting of the deposit to the Prepay account shall occur if the deposit is needed to cover a pre-existing indebtedness by the member or the member has another account(s) which does not have a satisfactory credit history, the remaining credit will be transferred as a deposit to the unsecured account(s).
11. If a member who has not participated in Prepay is disconnected for non-payment, the member may request to be reconnected and enrolled in Prepay. If the member is unable to pay the account balance in full for the disconnected account, a payment plan whereby future purchases for Prepay will be split 70/30 until the old debt is retired will be established. Seventy percent (70%) of the payments will be applied to new purchases and thirty percent (30%) will be applied towards retirement of the previous balance minus any applicable deposit.
12. A prior member, who previously received service from Fleming-Mason and discontinued service without paying his/her final bill, (i.e. an uncollectible account/bad debt) will be required to pay the past due amount prior to establishing prepay service. If the member is unable to pay the account balance in full, a payment plan whereby future purchases for Prepay will be split 70/30 until the old debt is retired will be established. Seventy percent (70%) of the payments will be applied to new purchases and thirty percent (30%) will be applied towards retirement of the previous balance.
13. Once an account is enrolled in Prepay, the account will no longer be eligible for additional payment arrangements.
14. Financial assistance from community action or other agencies received for a Prepay account will be credited to the balance of the Prepay account upon receipt of a voucher or other supporting official documents of commitment from the agency providing assistance.

**DATE OF ISSUE:** October 1, 2021

**DATE EFFECTIVE:** October 1, 2021

**ISSUED BY:** \_\_\_\_\_  
President and Chief Executive Officer

### PREPAY SERVICE – SCHEDULE RSP-PPM (CONTINUED)

15. When a Prepay account reaches a balance of \$25.00, an automated message(s) will be processed and sent to the member and no written notice will be sent by mail.
16. If a payment on a Prepay account is returned for any reason, the account is subject to the service fee as provided in Fleming-Mason's Rules and Regulations.
17. Members presenting a Winter Hardship Reconnect, Certificate of Need or Medical Certificate as provided in 807 KAR 5:006, Sections 14, 15, and 16 will be removed from Prepay and the account will return to the status of a post-pay account.
18. A monthly paper bill will not be mailed to a member who elects to participate in Prepay. The member may view their Prepay account status on Fleming-Mason's website. Based on the Prepay notification system, the account should not be eligible for past-due status, therefore; a delinquent notice will not be processed or mailed.
19. A Prepay account will be disconnected if the balance of the account becomes negative. The account will be disconnected regardless of weather/temperature as the member is responsible for ensuring that the Prepay account is adequately funded. Fleming-Mason discourages participation in the Prepay program if the member cannot ensure proper funding.
20. If a Prepay account is disconnected due to lack of funds or any other reason, Fleming-Mason shall be held harmless for any damages due to loss of energy service. Likewise, if the account is disconnected and the member applied funds to the Prepay account thus causing the account to be reconnected, the member accepts full responsibility for any damages to the location caused by the account being reconnected and holds the Cooperative harmless from any damages arising from such a reconnection.
21. Prepay accounts will be billed daily with a month-end billing being processed to finalize any applicable miscellaneous fees such as billing contracts, EnviroWatts, WinterCare, etc.
22. If a request is made to disconnect the service at a Prepay account, any remaining balance will be transferred to other active accounts, if applicable, or refunded in form of check.
23. Should damage occur to the equipment as a result of malice or neglect by the member, the member shall be billed for the replacement cost of the equipment.
24. Members may check the status of a Prepay account by utilizing Fleming-Mason's website or by calling the office at any time.
25. The member shall pay any fees as applicable by the Cooperative bylaws and the Cooperative Rules and Regulations as approved by the Kentucky Public Service Commission and as may be required for the member to participate in the Prepay electric service program.

**DATE OF ISSUE:** October 1, 2021

**DATE EFFECTIVE:** October 1, 2021

**ISSUED BY:** \_\_\_\_\_  
President and Chief Executive Officer



Fleming-Mason Energy Cooperative, Inc.

For All Counties Served  
P.S.C. No. 4  
~~Second First~~ Revised Sheet No. 3  
Canceling PSC No. 4  
~~First Revised Original~~ Sheet No. 3

---

### CLASSIFICATION OF SERVICE

#### RESIDENTIAL AND SMALL POWER – ELECTRIC THERMAL STORAGE — SCHEDULE RSP-ETS

OFF-PEAK Retail Marketing Rate

Availability of Service:

Available to consumers eligible for Tariff Residential and Small Power Schedule. The electric power and energy furnished under Tariff Residential and Small Power OFF-PEAK Retail Marketing Rate shall be separately metered for each point of delivery. Other power and energy furnished will be billed under Residential and Small Power Schedule.

Character of Service:

Single-phase 60 Hertz at 120/240 volts alternating current, or where available, three-phase 60 Hertz at 120/240 volts alternating current.

Monthly Rate:

Energy Charge – For All kWh

\$0.05079~~5702~~/kWh

(I)

Minimum Charge:

The monthly customer charge.

Schedule of Hours:

This rate is only applicable for the below listed off-peak hours:

<u>Months</u>	<u>OFF-PEAK Hours - EST</u>
October thru April	12:00 P.M. to 5:00 P.M. 10:00 P.M. to 7:00 A.M.
May thru September	10:00 P.M. to 10:00 A.M.

---

**DATE OF ISSUE:** October 1, 2021

**DATE EFFECTIVE:** October 1, 2021

**ISSUED BY:** \_\_\_\_\_  
President and Chief Executive Officer

Fleming-Mason Energy Cooperative, Inc.

For All Counties Served  
P.S.C. No. 4  
~~Second First~~ Revised Sheet No. 3.1  
Canceling PSC No. 4  
~~First Revised Original~~ Sheet No. 3.1

---

## CLASSIFICATION OF SERVICE

### RESIDENTIAL AND SMALL POWER – ELECTRIC THERMAL STORAGE — SCHEDULE RSP-ETS

#### Fuel Adjustment Clause:

The above rate may be increased or decreased by an amount per kWh equal to the fuel adjustment amount per kWh as billed by the Wholesale Power Supplier plus an allowance for line losses. The allowance for line losses will not exceed 10% and is based on a twelve month moving average of such losses. This fuel clause is subject to all other applicable provisions as set out in 807 KAR 5:056.

#### Terms of Payment:

The above rates are net and are due on the billing date, the gross rates being 5% higher. In the event the current monthly bill is not paid within 15 days from the date of the bill, the gross rates shall apply.

#### Taxes and Fees

The Cooperative shall add to the electric bills of all applicable members the Kentucky Sales and Use Tax, any Utility Gross Receipt License Tax for Schools, any other tax that may be imposed on the Cooperative that is measured or determined by sales or receipts, or any Franchise Fee enacted by an ordinance of a municipality.

#### Terms and Conditions:

This tariff is subject to the Cooperative's standard terms and conditions of service.

The retail marketing rate applies only to programs which are expressly approved by the Commonwealth of Kentucky Public Service Commission to be offered under the Marketing Rate of East Kentucky Power's Wholesale Power Rate Schedule A.

Under this rate, a separate contract will be executed between the Cooperative and the Consumer/Member. A sample copy of which is filed as part of this tariff.

---

**DATE OF ISSUE:** October 1, 2021

**DATE EFFECTIVE:** October 1, 2021

**ISSUED BY:** \_\_\_\_\_  
President and Chief Executive Officer

Fleming-Mason Energy Cooperative, Inc.

For All Counties Served

P.S.C. No. 4

~~Second First~~ Revised Sheet No. 4

Canceling PSC No. 4

~~First Revised Original~~ Sheet No. 4

**CLASSIFICATION OF SERVICE**

**RESIDENTIAL AND SMALL POWER – TIME OF DAY – SCHEDULE RSP – TOD**

Applicability:

Available to all members of the Cooperative for all service requiring not more than 25kVa of transformer capacity. All use is subject to the established rules and regulations of the Cooperative.

Character of Service:

Single-phase 60 Hertz at 120/240 volts alternates current, or where available, three-phase 60 Hertz at 120/240 volts alternating current.

Monthly Rate:

Customer Charge	\$18.97/meter	
Energy Charge –		
On-Peak Energy	\$0.12544 <del>13687</del> /kWh	(I)
Off-Peak Energy	\$0.05779 <del>6952</del> /kWh	(I)

Schedule of Hours:

On-Peak and Off-Peak Hours

<u>Months</u>	<u>Days (5 days a week)*</u>	<u>On-Peak Hours</u>	<u>Off-Peak Hours</u>
May thru Sept	Monday thru Friday	2:00 pm - 9:00 pm	9:00 pm - 2:00 pm
Oct thru April	Monday thru Friday	5:00 am - 11:00 am 5:00 pm - 10:00 pm	11:00 am - 5:00 pm 10:00 pm - 5:00 am

\*Weekends are Off-Peak

Minimum Charge:

The monthly customer charge.

---

**DATE OF ISSUE:**           October 1, 2021

**DATE EFFECTIVE:**       October 1, 2021

**ISSUED BY:**               \_\_\_\_\_

                                    President and Chief Executive Officer

Issued by authority of an order of the Public Service Commission of Kentucky.  
Case No. 2021-00109           Dated: September 30, 2021

Fleming-Mason Energy Cooperative, Inc.

For All Counties Served  
P.S.C. No. 4  
First Revised Sheet No. 4.1  
Canceling PSC No. 4  
Original Sheet No. 4.1

---

**CLASSIFICATION OF SERVICE**

**RESIDENTIAL AND SMALL POWER – TIME OF DAY – SCHEDULE RSP – TOD**

Temporary Service:

Temporary service shall be supplied in accordance with the foregoing rate except that the customer shall pay in addition to the foregoing charges the total cost of connecting and disconnecting service less the value of materials returned to stock. The Cooperative may require a deposit, in advance, or the full amount of the estimated bill for service, including the cost of connection and disconnection.

Fuel Adjustment Clause:

The above rate may be increased or decreased by an amount per kWh equal to the fuel adjustment amount per kWh as billed by the Wholesale Power Supplier plus an allowance for line losses. The allowance for line losses will not exceed 10% and is based on a twelve month moving average of such losses. This fuel clause is subject to all other applicable provisions as set out in 807 KAR 5:056.

Terms of Payment:

The above rates are net and are due on the billing date, the gross rates being 5% higher. In the event the current monthly bill is not paid within 15 days from the date of the bill, the gross rates shall apply.

Taxes and Fees

The Cooperative shall add to the electric bills of all applicable members the Kentucky Sales and Use Tax, any Utility Gross Receipt License Tax for Schools, any other tax that may be imposed on the Cooperative that is measured or determined by sales or receipts, or any Franchise Fee enacted by an ordinance of a municipality.

---

**DATE OF ISSUE:** October 1, 2021

**DATE EFFECTIVE:** October 1, 2021

**ISSUED BY:** \_\_\_\_\_  
President and Chief Executive Officer

Fleming-Mason Energy Cooperative, Inc.

For All Counties Served  
P.S.C. No. 4  
Second First Revised Sheet No. 5  
Canceling PSC No. 4  
First Revised Original Sheet No. 5

---

### CLASSIFICATION OF SERVICE

#### RESIDENTIAL AND SMALL POWER – INCLINING BLOCK – SCHEDULE RSP – IB

Applicability:

Available to all members of the Cooperative for all service requiring not more than 25kVa of transformer capacity. All use is subject to the established rules and regulations of the Cooperative.

Character of Service:

Single-phase 60 Hertz at 120/240 volts alternating current, or where available, three-phase 60 Hertz at 120/240 volts alternating current.

Monthly Rate:

Customer Charge	\$15.57/meter	
Energy Charge –		
0 – 300 kWh	<del>\$.06513</del> 7686/kWh	(I)
301 – 500 kWh	<del>\$.07554</del> 8724/kWh	(I)
Over 500 kWh	<del>\$.10665</del> 11838/kWh	(I)

Temporary Service:

Temporary service shall be supplied in accordance with the foregoing rate except that the customer shall pay in addition to the foregoing charges the total cost of connecting and disconnecting service less the value of materials returned to stock. The Cooperative may require a deposit, in advance, or the full amount of the estimated bill for service, including the cost of connection and disconnection.

Fuel Adjustment Clause:

The above rate may be increased or decreased by an amount per kWh equal to the fuel adjustment amount per kWh as billed by the Wholesale Power Supplier plus an allowance for line losses. The allowance for line losses will not exceed 10% and is based on a twelve-month moving average of such losses. This fuel clause is subject to all other applicable provisions as set out in 807 KAR 5:056.

---

**DATE OF ISSUE:** October 1, 2021

**DATE EFFECTIVE:** October 1, 2021

**ISSUED BY:** \_\_\_\_\_  
President and Chief Executive Officer

Fleming-Mason Energy Cooperative, Inc.

For All Counties Served

P.S.C. No. 4

~~Second First~~ Revised Sheet No. 5.1

Canceling PSC No. 4

~~First Revised~~ Original Sheet No. 5.1

---

**CLASSIFICATION OF SERVICE**

**RESIDENTIAL AND SMALL POWER – INCLINING BLOCK – SCHEDULE RSP – IB**

Terms of Payment:

The above rates are net and are due on the billing date, the gross rates being 5% higher. In the event the current monthly bill is not paid within 15 days from the date of the bill, the gross rates shall apply.

Taxes and Fees

The Cooperative shall add to the electric bills of all applicable members the Kentucky Sales and Use Tax, any Utility Gross Receipt License Tax for Schools, any other tax that may be imposed on the Cooperative that is measured or determined by sales or receipts, or any Franchise Fee enacted by an ordinance of a municipality.

---

**DATE OF ISSUE:** October 1, 2021

**DATE EFFECTIVE:** October 1, 2021

**ISSUED BY:** \_\_\_\_\_  
President and Chief Executive Officer

Fleming-Mason Energy Cooperative, Inc.

For All Counties Served  
P.S.C. No. 4  
~~Second First~~ Revised Sheet No. 11  
Canceling PSC No. 4  
~~First Revised~~ Original Sheet No. 11

---

**CLASSIFICATION OF SERVICE**

---

**SMALL GENERAL SERVICE – SCHEDULE SGS**

Applicability:

Available to all members of the Cooperative for all service requiring 30kva to 112.5kva transformer capacity. All use is subject to the established rules and regulations of the Cooperative.

Character of Service:

Single-phase 60 Hertz alternating current, or where available, three-phase 60 Hertz alternating current, at the Cooperative's prevailing voltage levels.

Monthly Rate:

Customer Charge	\$51.10/meter
Demand Charge – Per Billing KW	\$7.69/KW
Energy Charge – All kWh	\$0.063427515/kWh

(1)

Determination of Billing Demand:

The billing demand shall be the maximum average kilowatt load used by the consumer for any period of fifteen consecutive minutes during the month for which the bill is rendered, as indicated or recorded by a demand meter.

Power Factor:

The consumer agrees to maintain unity power factor as nearly as practicable. The Cooperative reserves the right to measure such power factor at the time. Should such measurements indicate that the power factor at the time of maximum demand is less than 90%, the demand for billing purposes shall be the demand as indicated or recorded by the demand meter multiplied by 90% and divided by the percent power factor.

Minimum Charge:

The monthly customer charge. For temporary or seasonal service a minimum charge of \$613.20 per annum is required in lieu of the monthly customer charge payable at the time of request for service.

---

**DATE OF ISSUE:** October 1, 2021

**DATE EFFECTIVE:** October 1, 2021

**ISSUED BY:** \_\_\_\_\_  
President and Chief Executive Officer

Fleming-Mason Energy Cooperative, Inc.

For All Counties Served  
P.S.C. No. 4  
First Revised Sheet No. 11.1  
Canceling PSC No. 4  
Original Sheet No. 11.1

---

## CLASSIFICATION OF SERVICE

### SMALL GENERAL SERVICE – SCHEDULE SGS

#### Temporary Service:

Temporary service shall be supplied in accordance with the foregoing rate except that the customer shall pay in addition to the foregoing charges the total cost of connecting and disconnecting service less the value of materials returned to stock. The Cooperative may require a deposit, in advance, or the full amount of the estimated bill for service, including the cost of connection and disconnection.

#### Fuel Adjustment Clause:

The above rate may be increased or decreased by an amount per kWh equal to the fuel adjustment amount per kWh as billed by the Wholesale Power Supplier plus an allowance for line losses. The allowance for line losses will not exceed 10% and is based on a twelve month moving average of such losses. This fuel clause is subject to all other applicable provisions as set out in 807 KAR 5:056.

#### Service Provisions:

**Delivery Point.** If service is furnished at secondary voltage, the delivery point shall be the metering point unless otherwise specified in the contract of service. All wiring, pole lines and other electric equipment on the load side of the delivery point shall be owned and maintained by the consumer.

If service is furnished at the Cooperative's primary line voltage, the delivery point shall be the point of attachment of the Cooperative's primary line to consumer's transformer structure unless otherwise specified in the contract for service. All wiring, pole lines and their electric equipment (except metering equipment) on the load side of the delivery point shall be owned and maintained by the consumer.

#### Service at Primary Voltage:

If service is furnished at primary distribution voltage, a discount of \$0.40 shall apply to the demand charge.

#### Terms of Payment:

The above rates are net and are due on the billing date, the gross rates being 5% higher. In the event the current monthly bill is not paid within 15 days from the date of the bill, the gross rates shall apply.

#### Taxes and Fees

The Cooperative shall add to the electric bills of all applicable members the Kentucky Sales and Use Tax, any Utility Gross Receipt License Tax for Schools, any other tax that may be imposed on the Cooperative that is measured or determined by sales or receipts, or any Franchise Fee enacted by an ordinance of a municipality.

---

**DATE OF ISSUE:** October 1, 2021

**DATE EFFECTIVE:** October 1, 2021

**ISSUED BY:** \_\_\_\_\_  
President and Chief Executive Officer

Issued by authority of an order of the Public Service Commission of Kentucky.  
Case No. 2021-00109 Dated: September 30, 2021



Fleming-Mason Energy Cooperative, Inc.

For All Counties Served  
P.S.C. No. 4  
~~Second First~~ Revised Sheet No. 12  
Canceling PSC No. 4  
~~First Revised Original~~ Sheet No. 12

---

## CLASSIFICATION OF SERVICE

### LARGE GENERAL SERVICE – SCHEDULE LGS

Applicability:

Available to all members of the Cooperative for all service requiring greater than 112.5 kVa at voltages of 25kv or less. All use is subject to the established rules and regulations of the Cooperative.

Character of Service:

Three-phase 60 Hertz alternating current at the Cooperative's prevailing voltage levels.

Monthly Rate:

Customer Charge	\$68.00/meter
Demand Charge – Per Billing KW	\$7.19/KW
Energy Charge – All kWh	\$0.05464 <del>64</del> 6337/kWh

(I)

Determination of Billing Demand:

The billing demand shall be the maximum kilowatt demand established by the consumer for any period of fifteen consecutive minutes during the month for which the bill is rendered, as indicated or recorded by a demand meter and adjusted for power factor as provided below.

Power Factor:

The consumer agrees to maintain unity power factor as nearly as practicable. Power factor may be measured at any time. Should such measurements indicate that the power factor at the time of maximum demand is less than 90%, the demand for billing purposes shall be the demand as indicated or recorded by the demand meter multiplied by 90% and divided by the percent power factor.

Minimum Charge:

The monthly customer charge. For temporary or seasonal service a minimum charge of \$816.00 per annum is required in lieu of the monthly customer charge payable at the time of request for service.

---

**DATE OF ISSUE:** October 1, 2021

**DATE EFFECTIVE:** October 1, 2021

**ISSUED BY:** \_\_\_\_\_  
President and Chief Executive Officer

Fleming-Mason Energy Cooperative, Inc.

For All Counties Served  
P.S.C. No. 4  
First Revised Sheet No. 12.1  
Canceling PSC No. 4  
Original Sheet No. 12.1

---

## CLASSIFICATION OF SERVICE

### LARGE GENERAL SERVICE – SCHEDULE LGS

#### Temporary Service:

Temporary service shall be supplied in accordance with the foregoing rate except that the customer shall pay in addition to the foregoing charges the total cost of connecting and disconnecting service less the value of materials returned to stock. The Cooperative may require a deposit, in advance, or the full amount of the estimated bill for service, including the cost of connection and disconnection.

#### Fuel Adjustment Clause:

The above rate may be increased or decreased by an amount per kWh equal to the fuel adjustment amount per kWh as billed by the Wholesale Power Supplier plus an allowance for line losses. The allowance for line losses will not exceed 10% and is based on a twelve month moving average of such losses. This fuel clause is subject to all other applicable provisions as set out in 807 KAR 5:056.

#### Service Provisions:

**Delivery Point.** If service is furnished at secondary voltage, the delivery point shall be the metering point unless otherwise specified in the contract for service. All wiring, pole lines and other electric equipment on the load side of the delivery point shall be owned and maintained by the consumer.

If service is furnished at the Cooperative's primary line voltage, the delivery point shall be the point of attachment of the Cooperative's primary line to consumer's transformer structure unless otherwise specified in the contract for service. All wiring, pole lines and their electric equipment (except metering equipment) on the load side of the delivery point shall be owned and maintained by the consumer.

#### Service at Primary Voltage:

If service is furnished at primary distribution voltage, a discount of \$0.40 shall apply to the demand charge.

#### Terms of Payment:

The above rates are net and are due on the billing date, the gross rates being 5% higher. In the event the current monthly bill is not paid within 15 days from the date of the bill, the gross rates shall apply.

#### Taxes and Fees

The Cooperative shall add to the electric bills of all applicable members the Kentucky Sales and Use Tax, any Utility Gross Receipt License Tax for Schools, any other tax that may be imposed on the Cooperative that is measured or determined by sales or receipts, or any Franchise Fee enacted by an ordinance of a municipality.

---

**DATE OF ISSUE:** October 1, 2021

**DATE EFFECTIVE:** October 1, 2021

**ISSUED BY:** \_\_\_\_\_  
President and Chief Executive Officer

Issued by authority of an order of the Public Service Commission of Kentucky.  
Case No. 2021-00109 Dated: September 30, 2021

Fleming-Mason Energy Cooperative, Inc.

For All Counties Served

P.S.C. No. 4

~~Second First~~ Revised Sheet No. 13

Canceling PSC No. 4

~~First Revised Original~~ Sheet No. 13

---

## CLASSIFICATION OF SERVICE

### OUTDOOR LIGHTING SERVICE – SCHEDULE OLS

Applicability:

Available to members of the Cooperative for controlled lighting from dusk to dawn, approximately 4,000 hours per year.

Character of Service:

1. **Standard Service:** Street Lighting equipment furnished under the standard service rate shall consist of overhead service on wood poles within 300' of the Cooperative's existing 7200 or 14400 volt lines. The Cooperative will install, own, operate and maintain street lighting equipment including lamps, fixtures, circuits, protective equipment and transformers. The member shall pay the standard service rate.
  
2. **Ornamental Service:** Upon request, the Cooperative will furnish, under the Ornamental Service Rate, ornamental poles of the Cooperative's choosing, together with overhead wiring as specified in 1 above. The member shall pay the Ornamental Service Rate.
  
3. **Directional Service:** Upon request, the Cooperative will furnish, under the Directional Service Rate, directional lights on wood poles with overhead wiring as specified in 1 above. The member shall pay the Directional Service Rate.
  
4. **Other than systems specified under Standard, Ornamental or Directional Service** should the member require either initially or upon replacement, a system or equipment other than described in 1, 2 or 3 above, the member may make a nonrefundable contribution to the Cooperative. Where installations are located within 300 feet of the Cooperative's existing 7200 or 14400 volt facilities, the contribution may be equal to the difference in the installed cost between the system or equipment so required and the cost of a conventional system specified in 1, 2 or 3 above. Where installations are located greater than 300 feet of the Cooperative's 7200 or 14400 volt facilities, the contribution may be equal to the installed cost for the system or equipment required for service for the portion in excess of 300 feet, plus the cost difference if any, for that portion of the service or facilities under 300 feet. In a similar manner the member will pay the difference in the cost of operation and maintaining such a system or equipment and the cost of operation and maintaining a conventional overhead system.

---

**DATE OF ISSUE:** October 1, 2021

**DATE EFFECTIVE:** October 1, 2021

**ISSUED BY:** \_\_\_\_\_  
President and Chief Executive Officer

Issued by authority of an order of the Public Service Commission of Kentucky.  
Case No. 2021-00109 Dated: September 30, 2021

Fleming-Mason Energy Cooperative, Inc.

For All Counties Served  
P.S.C. No. 4  
First Revised Sheet No. 13.1  
Canceling PSC No. 4  
Original Sheet No. 13.1

---

**CLASSIFICATION OF SERVICE**
**OUTDOOR LIGHTING SERVICE – SCHEDULE OLS**

5. Any installation costs which are to be borne by the member are due and payable at the time of installation.

**Monthly Rate:**

<u>Mercury Vapor</u>	<u>Watt</u>			
7,000 Lumens (approx.)	207	Standard Service	<del>\$ 8.98</del> 9.79/Mo.	(I)
		Ornamental Service	<del>\$20.48</del> 21.29/Mo.	(I)
20,000 Lumens (approx.)	453	Standard Service	<del>\$17.26</del> 19.03/Mo.	(I)
		Ornamental Service	<del>\$27.24</del> 29.01/Mo.	(I)
<u>High Pressure Sodium</u>	<u>Watt</u>			
9,500 Lumens (approx.)	117	Standard Service	<del>\$ 8.78</del> 9.24/Mo.	(I)
		Ornamental Service	<del>\$18.73</del> 19.19/Mo.	(I)
		Directional Service	<del>\$ 8.87</del> 9.33/Mo.	(I)
22,000 Lumens (approx.)	242	Standard Service	<del>\$12.46</del> 13.41/Mo.	(I)
		Ornamental Service	<del>\$22.44</del> 23.36/Mo.	(I)
		Directional Service	<del>\$12.22</del> 13.17/Mo.	(I)
50,000 Lumens (approx.)	485	Standard Service	<del>\$18.70</del> 20.60/Mo.	(I)
		Ornamental Service	<del>\$28.44</del> 30.04/Mo.	(I)
		Directional Service	<del>\$18.32</del> 20.22/Mo.	(I)
<u>Light-Emitting Diode (LED)</u>	<u>Watt</u>			
6,100 Lumens (approx.)	62	Standard Service	<del>\$ 9.13</del> 9.41/Mo.	(I)
9,500 Lumens (approx.)	110	Standard Service	<del>\$12.52</del> 13.01/Mo.	(I)
23,000 Lumens (approx.)	213	Directional Floodlight	<del>\$24.99</del> 25.55/Mo.	(I)

Minimum Charge:

First year, or any portion thereof, the sum of the monthly charge multiplied by 12 per unit payable in advance. Thereafter, the monthly charge per month per unit.

Additional Charges:

The above charge and term applies to lights mounted on existing Cooperative poles with 120 volts available, or on Cooperative poles, to be set, within 150 feet of an existing 120 volt source. If additional secondary service poles, or conductor, is required the term of the agreement shall be extended in proportion to the number of additional poles needed in excess of one, at the rate of the sum of the monthly charge multiplied by 12 for each additional pole, all paid in advance at the time of commencement of service.

---

**DATE OF ISSUE:** October 1, 2021

**DATE EFFECTIVE:** October 1, 2021

**ISSUED BY:** \_\_\_\_\_  
President and Chief Executive Officer

Fleming-Mason Energy Cooperative, Inc.

For All Counties Served  
P.S.C. No. 4  
First Revised Sheet No. 13.2  
Canceling PSC No. 4  
Original Sheet No. 13.2

---

**CLASSIFICATION OF SERVICE**

**OUTDOOR LIGHTING SERVICE – SCHEDULE OLS**

Fuel Adjustment Clause:

The above rate may be increased or decreased by an amount per kWh equal to the fuel adjustment amount per kWh as billed by the Wholesale Power Supplier plus an allowance for line losses. The monthly energy to which this clause applies for billing purposes is the average monthly operations of 333 hours times the wattage listed above for the appropriate light. This fuel clause is subject to all other applicable provisions as set out in 807 KAR 5:056.

Terms of Payment:

The above rates are net and are due on the billing date, the gross rates being 5% higher. In the event the current monthly bill is not paid within 15 days from the date of the bill, the gross rates shall apply.

Taxes and Fees

The Cooperative shall add to the electric bills of all applicable members the Kentucky Sales and Use Tax, any Utility Gross Receipt License Tax for Schools, any other tax that may be imposed on the Cooperative that is measured or determined by sales or receipts, or any Franchise Fee enacted by an ordinance of a municipality.

---

**DATE OF ISSUE:** October 1, 2021

**DATE EFFECTIVE:** October 1, 2021

**ISSUED BY:** \_\_\_\_\_  
President and Chief Executive Officer

Issued by authority of an order of the Public Service Commission of Kentucky.  
Case No. 2021-00109 Dated: September 30, 2021

Fleming-Mason Energy Cooperative, Inc.

For All Counties Served  
P.S.C. No. 4  
Second First Revised Sheet No. 14  
Canceling PSC No. 3  
First Revised Original Revised Sheet No. 14

---

### CLASSIFICATION OF SERVICE

#### ALL ELECTRIC SCHOOL- SCHEDULE AES

Applicability:

Available to all public or nonprofit private schools whose total energy requirement excluding lighting for athletic fields, is supplied by electricity furnished by the Cooperative.

Character of Service:

Single or three-phase 60 Hertz alternating current, at the Cooperative's prevailing voltage levels.

Monthly Rate:

Customer Charge	\$67.34/meter	
Energy Charge – For All kWh	\$0.08479	9352/kWh

(1)

Minimum Charge:

The minimum annual charge will be not less than \$19.00 per kva of required transformer capacity as determined by the Cooperative.

Term of Contract:

Service under this rate schedule will be furnished under an "Agreement for Purchase of Power" for a term of not less than five (5) years.

Fuel Adjustment Clause:

The above rate may be increased or decreased by an amount per kWh equal to the fuel adjustment amount per kWh as billed by the Wholesale Power Supplier plus an allowance for line losses. The allowance for line losses will not exceed 10% and is based on a twelve month moving average of such losses. This fuel clause is subject to all other applicable provisions as set out in 807 KAR 5:056.

Terms of Payment:

The above rates are net and are due on the billing date, the gross rates being 5% higher. In the event the current monthly bill is not paid within 15 days from the date of the bill, the gross rates shall apply.

Taxes and Fees

The Cooperative shall add to the electric bills of all applicable members the Kentucky Sales and Use Tax, any Utility Gross Receipt License Tax for Schools, any other tax that may be imposed on the Cooperative that is measured or determined by sales or receipts, or any Franchise Fee enacted by an ordinance of a municipality.

---

**DATE OF ISSUE:** October 1, 2021  
**DATE EFFECTIVE:** October 1, 2021  
**ISSUED BY:** \_\_\_\_\_  
 President and Chief Executive Officer

Fleming-Mason Energy Cooperative, Inc.

For All Counties Served  
P.S.C. No. 4  
Second First Revised Sheet No. 21  
Canceling PSC No. 4  
First Revised Original Sheet No. 21

**CLASSIFICATION OF SERVICE**

**LARGE INDUSTRIAL SERVICE – SCHEDULE LIS 1**

Applicability:

Available to all members of the Cooperative for all service where the monthly contract demand is between 1000 KW and 4999 KW. All use is subject to the established rules and regulations of the Cooperative.

Condition:

An "Agreement for Purchased Power" shall be executed by the consumer for service under this schedule.

Character of Service:

Three-phase 60 Hertz alternating current as specified in Agreement for Purchased Power.

Monthly Rate:

Customer Charge	\$ 634.70/Mo.
Demand Charge – Per Billing KW	\$ 9.28/KW
Energy Charge – For All kWh	\$0.05072 <del>2</del> 6245/kWh

(I)

Determination of Billing Demand:

The monthly billing demand shall be the greater of (A) or (B) listed below:

- (A) The contract demand
- (B) The kilowatt demand as indicated or recorded by a demand meter shall be the highest average rate at which energy is used during any fifteen minute interval during the current month during the below listed hours:

<u>Months</u>	<u>Hours Applicable for Demand Billing - EST</u>
October – April	7:00 A.M. to 12:00 Noon; 5:00 P.M. to 10:00 P.M.
May – September	10:00 A.M. to 10:00 P.M.

**DATE OF ISSUE:** October 1, 2021

**DATE EFFECTIVE:** October 1, 2021

**ISSUED BY:** \_\_\_\_\_  
President and Chief Executive Officer

Fleming-Mason Energy Cooperative, Inc.

For All Counties Served  
P.S.C. No. 4  
Second First Revised Sheet No. 21.1  
Canceling PSC No. 4  
First Revised Original Sheet No. 21.1

---

### CLASSIFICATION OF SERVICE

#### LARGE INDUSTRIAL SERVICE – SCHEDULE LIS 1

Monthly Minimum Charge:

The minimum monthly charge shall not be less than the sum of the consumer charge plus the product of the billing demand multiplied by the demand charge per KW.

Power Factor Adjustment:

The consumer agrees to maintain a unity power factor as nearly as practicable at each delivery point at the time of the monthly maximum demand. When the power factor is determined to be less than 90%, the monthly maximum demand at the delivery point will be adjusted by multiplying the actual monthly maximum demand by 90% and dividing this product by the actual power factor at the time of the monthly maximum demand.

Fuel Adjustment Clause:

The above rate may be increased or decreased by amount per kWh equal to the fuel adjustment amount per kWh as billed by the Wholesale Power Supplier plus an allowance for line losses. The allowance for line losses will not exceed 10% and is based on a twelve month moving average of such losses. This fuel clause is subject to all other applicable provisions as set out in 807 KAR 5:056.

Terms of Payment:

The above rates are net and are due on the billing date, the gross rates being 5% higher. In the event the current monthly bill is not paid within 15 days from the date of the bill, the gross rates shall apply.

Taxes and Fees:

The Cooperative shall add to the electric bills of all applicable members the Kentucky Sales and Use Tax, any Utility Gross Receipt License Tax for Schools, any other tax that may be imposed on the Cooperative that is measured or determined by sales or receipts, or any Franchise Fee enacted by an ordinance of a municipality.

---

**DATE OF ISSUE:** October 1, 2021

**DATE EFFECTIVE:** October 1, 2021

**ISSUED BY:** \_\_\_\_\_  
President and Chief Executive Officer



Fleming-Mason Energy Cooperative, Inc.

For All Counties Served  
P.S.C. No. 4  
Second First Revised Sheet No. 22  
Canceling PSC No. 4  
First Revised Original Sheet No. 22

---

### CLASSIFICATION OF SERVICE

#### LARGE INDUSTRIAL SERVICE – SCHEDULE LIS 2

Applicability:

Available to all members of the Cooperative for all service where the monthly contract demand is between 5000 KW and 9999 KW. All use is subject to the established rules and regulations of the Cooperative.

Condition:

An "Agreement for Purchased Power" shall be executed by the consumer for service under this schedule.

Character of Service:

Three-phase 60 Hertz alternating current as specified in Agreement for Purchased Power.

Monthly Rate:

Customer Charge	\$1,268.17/Mo.
Demand Charge – Per Billing KW	\$ 9.28/KW
Energy Charge – For All kWh	\$0.04685 <del>5858</del> /kWh

(1)

Determination of Billing Demand:

The monthly billing demand shall be the greater of (A) or (B) listed below:

- (A) The contract demand
- (B) The kilowatt demand as indicated or recorded by a demand meter shall be the highest average rate at which energy is used during any fifteen minute interval during the current month during the below listed hours:

<u>Months</u>	<u>Hours Applicable for Demand Billing - EST</u>
October – April	7:00 A.M. to 12:00 Noon; 5:00 P.M. to 10:00 P.M.
May – September	10:00 A.M. to 10:00 P.M.

---

**DATE OF ISSUE:** October 1, 2021

**DATE EFFECTIVE:** October 1, 2021

**ISSUED BY:** \_\_\_\_\_  
President and Chief Executive Officer

Fleming-Mason Energy Cooperative, Inc.

For All Counties Served

P.S.C. No. 4

Second First Revised Sheet No. 22.1

Canceling PSC No. 4

First Revised Original Sheet No. 22.1

**CLASSIFICATION OF SERVICE**

**LARGE INDUSTRIAL SERVICE – SCHEDULE LIS 2**

Monthly Minimum Charge:

The minimum monthly charge shall not be less than the sum of the consumer charge plus the product of the billing demand multiplied by the demand charge per KW.

Power Factor Adjustment:

The consumer agrees to maintain a unity power factor as nearly as practicable at each delivery point at the time of the monthly maximum demand. When the power factor is determined to be less than 90%, the monthly maximum demand at the delivery point will be adjusted by multiplying the actual monthly maximum demand by 90% and dividing this product by the actual power factor at the time of the monthly maximum demand.

Fuel Adjustment Clause:

The above rate may be increased or decreased by amount per kWh equal to the fuel adjustment amount per kWh as billed by the Wholesale Power Supplier plus an allowance for line losses. The allowance for line losses will not exceed 10% and is based on a twelve month moving average of such losses. This fuel clause is subject to all other applicable provisions as set out in 807 KAR 5:056.

Terms of Payment:

The above rates are net and are due on the billing date, the gross rates being 5% higher. In the event the current monthly bill is not paid within 15 days from the date of the bill, the gross rates shall apply.

Taxes and Fees:

The Cooperative shall add to the electric bills of all applicable members the Kentucky Sales and Use Tax, any Utility Gross Receipt License Tax for Schools, any other tax that may be imposed on the Cooperative that is measured or determined by sales or receipts, or any Franchise Fee enacted by an ordinance of a municipality.

**DATE OF ISSUE:** October 1, 2021

**DATE EFFECTIVE:** October 1, 2021

**ISSUED BY:** \_\_\_\_\_  
President and Chief Executive Officer

Fleming-Mason Energy Cooperative, Inc.

For All Counties Served  
P.S.C. No. 4  
~~Second First~~ Revised Sheet No. 23  
Canceling PSC No. 4  
~~First Revised Original~~ Sheet No. 23

---

### CLASSIFICATION OF SERVICE

#### LARGE INDUSTRIAL SERVICE – SCHEDULE LIS 3

Applicability:

Available to all members of the Cooperative for all service where the monthly contract demand is 10,000 KW and above. All use is subject to the established rules and regulations of the Cooperative.

Condition:

An "Agreement for Purchased Power" shall be executed by the consumer for service under this schedule.

Character of Service:

Three-phase 60 Hertz alternating current as specified in Agreement for Purchased Power.

Monthly Rate:

Customer Charge	\$ 1,268.17/Mo.
Demand Charge – Per Billing KW	\$ 7.59/KW
Energy Charge – For All kWh	\$0.04560 <del>560</del> 5733/kWh

(I)

Determination of Billing Demand:

The monthly billing demand shall be the greater of (A) or (B) listed below:

- (A) The contract demand
- (B) The kilowatt demand as indicated or recorded by a demand meter shall be the highest average rate at which energy is used during any fifteen minute interval during the current month during the below listed hours:

<u>Months</u>	<u>Hours Applicable for Demand Billing - EST</u>
October – April	7:00 A.M. to 12:00 Noon; 5:00 P.M. to 10:00 P.M.
May – September	10:00 A.M. to 10:00 P.M.

---

**DATE OF ISSUE:** October 1, 2021

**DATE EFFECTIVE:** October 1, 2021

**ISSUED BY:** \_\_\_\_\_  
President and Chief Executive Officer

Fleming-Mason Energy Cooperative, Inc.

For All Counties Served  
P.S.C. No. 4  
Second First Revised Sheet No. 23.1  
Canceling PSC No. 4  
First Revised Original Sheet No. 23.1

---

**CLASSIFICATION OF SERVICE**

**LARGE INDUSTRIAL SERVICE – SCHEDULE LIS 3**

Monthly Minimum Charge:

The minimum monthly charge shall not be less than the sum of the consumer charge plus the product of the billing demand multiplied by the demand charge per KW.

Power Factor Adjustment:

The consumer agrees to maintain a unity power factor as nearly as practicable at each delivery point at the time of the monthly maximum demand. When the power factor is determined to be less than 90%, the monthly maximum demand at the delivery point will be adjusted by multiplying the actual monthly maximum demand by 90% and dividing this product by the actual power factor at the time of the monthly maximum demand.

Fuel Adjustment Clause:

The above rate may be increased or decreased by amount per kWh equal to the fuel adjustment amount per kWh as billed by the Wholesale Power Supplier plus an allowance for line losses. The allowance for line losses will not exceed 10% and is based on a twelve month moving average of such losses. This fuel clause is subject to all other applicable provisions as set out in 807 KAR 5:056.

Terms of Payment:

The above rates are net and are due on the billing date, the gross rates being 5% higher. In the event the current monthly bill is not paid within 15 days from the date of the bill, the gross rates shall apply.

Taxes and Fees:

The Cooperative shall add to the electric bills of all applicable members the Kentucky Sales and Use Tax, any Utility Gross Receipt License Tax for Schools, any other tax that may be imposed on the Cooperative that is measured or determined by sales or receipts, or any Franchise Fee enacted by an ordinance of a municipality.

---

**DATE OF ISSUE:** October 1, 2021

**DATE EFFECTIVE:** October 1, 2021

**ISSUED BY:** \_\_\_\_\_  
President and Chief Executive Officer

Fleming-Mason Energy Cooperative, Inc.

For All Counties Served  
P.S.C. No. 4  
~~Second First~~ Revised Sheet No. 24  
Canceling PSC No. 4  
~~First Revised Original~~ Sheet No. 24

---

### CLASSIFICATION OF SERVICE

#### LARGE INDUSTRIAL SERVICE – SCHEDULE LIS 4

Applicability:

Available to all members of the Cooperative for individual metered service where the monthly contract demand is 500 - 4999 KW with a monthly energy usage equal to or greater than 400 hours per KW of billing demand.

Condition:

An "Agreement for Purchased Power" shall be executed by the consumer for service under this schedule.

Character of Service:

Three-phase 60 Hertz alternating current as specified in Agreement for Purchased Power.

Monthly Rate:

Customer Charge	\$ 634.70/Mo.
Demand Charge – Per Billing KW	\$ 7.44/KW
Energy Charge – For All kWh	\$0.05423 <del>6296</del> /kWh

(1)

Determination of Billing Demand:

The monthly billing demand shall be the greater of (A) or (B) listed below:

- (A) The contract demand
- (B) The ultimate consumer's highest demand during the current month or preceding eleven months coincidental with EKPC's peak demand. EKPC's peak demand is the highest average rate at which energy is used during any fifteen minute interval in the below listed hours for each month and adjusted for power factor as provided herein:

<u>Months</u>	<u>Hours Applicable for Demand Billing - EST</u>
October – April	7:00 A.M. to 12:00 Noon; 5:00 P.M. to 10:00 P.M.
May – September	10:00 A.M. to 10:00 P.M.

---

**DATE OF ISSUE:** October 1, 2021

**DATE EFFECTIVE:** October 1, 2021

**ISSUED BY:** \_\_\_\_\_  
President and Chief Executive Officer

Fleming-Mason Energy Cooperative, Inc.

For All Counties Served  
P.S.C. No. 4  
Second First Revised Sheet No. 24.1  
Canceling PSC No. 4  
First Revised Original Sheet No. 24.1

---

### CLASSIFICATION OF SERVICE

#### LARGE INDUSTRIAL SERVICE – SCHEDULE LIS 4

##### Monthly Minimum Charge:

The minimum monthly charge shall not be less than the sum of (A), (B), and (C) below:

- (A) The customer charge plus,
- (B) The product of the billing demand multiplied by the demand charge, plus
- (C) The product of the billing demand multiplied by 400 hours and the energy charge per kWh.

##### Power Factor Adjustment:

The consumer agrees to maintain a unity power factor as nearly as practicable at each delivery point at the time of the monthly maximum demand. When the power factor is determined to be less than 90%, the monthly maximum demand at the delivery point will be adjusted by multiplying the actual monthly maximum demand by 90% and dividing this product by the actual power factor at the time of the monthly maximum demand.

##### Fuel Adjustment Clause:

The above rate may be increased or decreased by amount per kWh equal to the fuel adjustment amount per kWh as billed by the Wholesale Power Supplier plus an allowance for line losses. The allowance for line losses will not exceed 10% and is based on a twelve month moving average of such losses. This fuel clause is subject to all other applicable provisions as set out in 807 KAR 5:056.

##### Terms of Payment:

The above rates are net and are due on the billing date, the gross rates being 5% higher. In the event the current monthly bill is not paid within 15 days from the date of the bill, the gross rates shall apply.

##### Taxes and Fees:

The Cooperative shall add to the electric bills of all applicable members the Kentucky Sales and Use Tax, any Utility Gross Receipt License Tax for Schools, any other tax that may be imposed on the Cooperative that is measured or determined by sales or receipts, or any Franchise Fee enacted by an ordinance of a municipality.

##### Service at Transmission Voltage:

If service is furnished at transmission voltage, a discount equal to the Customer Charge shall apply.

---

**DATE OF ISSUE:** October 1, 2021

**DATE EFFECTIVE:** October 1, 2021

**ISSUED BY:** \_\_\_\_\_  
President and Chief Executive Officer

Fleming-Mason Energy Cooperative, Inc.

For All Counties Served

P.S.C. No. 4

Second First Revised Sheet No. 25

Canceling PSC No. 4

First Revised Original Sheet No. 25

**CLASSIFICATION OF SERVICE**

**LARGE INDUSTRIAL SERVICE – SCHEDULE LIS 4B**

Applicability:

Available to all members of the Cooperative for individual metered service where the monthly contract demand is 500 - 4999 KW with a monthly energy usage equal to or greater than 400 hours per KW of billing demand.

Condition:

An "Agreement for Purchased Power" shall be executed by the consumer for service under this schedule.

Character of Service:

Three-phase 60 Hertz alternating current as specified in Agreement for Purchased Power.

Monthly Rate:

Customer Charge	\$ 634.70/Mo.
Demand Charge – Per Contract kW	\$ 7.44/kW
Demand Charge – Per kW in Excess of Contract	\$ 10.36/kW
Energy Charge – For All kWh	\$0.051236296/kWh

(1)

Determination of Billing Demand:

The monthly billing demand (kilowatt demand) shall be the contract demand plus any excess demand. Excess demand occurs when the ultimate consumer's highest demand during the current month, coincident with EKPC's peak, exceeds the contract demand. EKPC's peak demand is highest average rate at which energy is used during any fifteen-minute interval in the below listed hours for each month and adjusted for power factor as provided therein:

<u>Months</u>	<u>Hours Applicable for Demand Billing - EST</u>
October – April	7:00 A.M. to 12:00 Noon; 5:00 P.M. to 10:00 P.M.
May – September	10:00 A.M. to 10:00 P.M.

**DATE OF ISSUE:** October 1, 2021

**DATE EFFECTIVE:** October 1, 2021

**ISSUED BY:** \_\_\_\_\_  
President and Chief Executive Officer

Fleming-Mason Energy Cooperative, Inc.

For All Counties Served  
P.S.C. No. 4  
Second First Revised Sheet No. 25.1  
Canceling PSC No. 4  
First Revised Original Sheet No. 25.1

---

### CLASSIFICATION OF SERVICE

#### LARGE INDUSTRIAL SERVICE – SCHEDULE LIS 4B

Monthly Minimum Charge:

The minimum monthly charge shall not be less than the sum of (A), (B), and (C) below:

- (A) The customer charge plus,
- (B) The product of the contract demand multiplied by the demand charge, plus
- (C) The product of the contract demand multiplied by 400 hours and the energy charge per kWh.

Power Factor Adjustment:

The consumer agrees to maintain a unity power factor as nearly as practicable at each delivery point at the time of the monthly maximum demand. When the power factor is determined to be less than 90%, the monthly maximum demand at the delivery point will be adjusted by multiplying the actual monthly maximum demand by 90% and dividing this product by the actual power factor at the time of the monthly maximum demand.

Fuel Adjustment Clause:

The above rate may be increased or decreased by amount per kWh equal to the fuel adjustment amount per kWh as billed by the Wholesale Power Supplier plus an allowance for line losses. The allowance for line losses will not exceed 10% and is based on a twelve month moving average of such losses. This fuel clause is subject to all other applicable provisions as set out in 807 KAR 5:056.

Terms of Payment:

The above rates are net and are due on the billing date, the gross rates being 5% higher. In the event the current monthly bill is not paid within 15 days from the date of the bill, the gross rates shall apply.

Taxes and Fees:

The Cooperative shall add to the electric bills of all applicable members the Kentucky Sales and Use Tax, any Utility Gross Receipt License Tax for Schools, any other tax that may be imposed on the Cooperative that is measured or determined by sales or receipts, or any Franchise Fee enacted by an ordinance of a municipality.

Service at Transmission Voltage:

If service is furnished at transmission voltage, a discount equal to the Customer Charge shall apply.

---

**DATE OF ISSUE:** October 1, 2021  
**DATE EFFECTIVE:** October 1, 2021  
**ISSUED BY:** \_\_\_\_\_  
 President and Chief Executive Officer



Fleming-Mason Energy Cooperative, Inc.

For All Counties Served  
P.S.C. No. 4  
Second First Revised Sheet No. 26  
Canceling PSC No. 4  
First Revised Original Sheet No. 26

---

**CLASSIFICATION OF SERVICE**

**LARGE INDUSTRIAL SERVICE – SCHEDULE LIS 5**

Applicability:

Available to all members of the Cooperative for individual metered service where the monthly contract demand is 5000 - 9999 KW with a monthly energy usage equal to or greater than 400 hours per KW of billing demand.

Condition:

An "Agreement for Purchased Power" shall be executed by the consumer for service under this schedule.

Character of Service:

Three-phase 60 Hertz alternating current as specified in Agreement for Purchased Power.

Monthly Rate:

Customer Charge	\$ 1,268.17/Mo.
Demand Charge – Per Billing KW	\$ 7.44/KW
Energy Charge – For All kWh	\$0.04737 <del>4737</del> 5910/kWh

(1)

Determination of Billing Demand:

The monthly billing demand shall be the greater of (A) or (B) listed below:

- (A) The contract demand
- (B) The ultimate consumer's highest demand during the current month or preceding eleven months coincidental with EKPC's peak demand. EKPC's peak demand is the highest average rate at which energy is used during any fifteen minute interval in the below listed hours for each month and adjusted for power factor as provided herein:

<u>Months</u>	<u>Hours Applicable for Demand Billing - EST</u>
October – April	7:00 A.M. to 12:00 Noon; 5:00 P.M. to 10:00 P.M.
May – September	10:00 A.M. to 10:00 P.M.

---

**DATE OF ISSUE:** October 1, 2021

**DATE EFFECTIVE:** October 1, 2021

**ISSUED BY:** \_\_\_\_\_  
President and Chief Executive Officer

Fleming-Mason Energy Cooperative, Inc.

For All Counties Served  
P.S.C. No. 4  
First Revised Sheet No. 26.1  
Canceling PSC No. 4  
Original Sheet No. 26.1

---

## CLASSIFICATION OF SERVICE

### LARGE INDUSTRIAL SERVICE – SCHEDULE LIS 5

#### Monthly Minimum Charge:

The minimum monthly charge shall not be less than the sum of (A), (B), and (C) below:

- (A) The customer charge plus,
- (B) The product of the billing demand multiplied by the demand charge, plus
- (C) The product of the billing demand multiplied by 400 hours and the energy charge per kWh.

#### Power Factor Adjustment:

The consumer agrees to maintain a unity power factor as nearly as practicable at each delivery point at the time of the monthly maximum demand. When the power factor is determined to be less than 90%, the monthly maximum demand at the delivery point will be adjusted by multiplying the actual monthly maximum demand by 90% and dividing this product by the actual power factor at the time of the monthly maximum demand.

#### Fuel Adjustment Clause:

The above rate may be increased or decreased by amount per kWh equal to the fuel adjustment amount per kWh as billed by the Wholesale Power Supplier plus an allowance for line losses. The allowance for line losses will not exceed 10% and is based on a twelve month moving average of such losses. This fuel clause is subject to all other applicable provisions as set out in 807 KAR 5:056.

#### Terms of Payment:

The above rates are net and are due on the billing date, the gross rates being 5% higher. In the event the current monthly bill is not paid within 15 days from the date of the bill, the gross rates shall apply.

#### Taxes and Fees:

The Cooperative shall add to the electric bills of all applicable members the Kentucky Sales and Use Tax, any Utility Gross Receipt License Tax for Schools, any other tax that may be imposed on the Cooperative that is measured or determined by sales or receipts, or any Franchise Fee enacted by an ordinance of a municipality.

#### Service at Transmission Voltage:

If service is furnished at transmission voltage, a discount equal to the Customer Charge shall apply.

---

**DATE OF ISSUE:** October 1, 2021

**DATE EFFECTIVE:** October 1, 2021

**ISSUED BY:** \_\_\_\_\_  
President and Chief Executive Officer

Issued by authority of an order of the Public Service Commission of Kentucky.  
Case No. 2021-00109 Dated: September 30, 2021

Fleming-Mason Energy Cooperative, Inc.

For All Counties Served

P.S.C. No. 4

Second First Revised Sheet No. 27

Canceling PSC No. 4

First Revised Original Sheet No. 27

**CLASSIFICATION OF SERVICE**

**LARGE INDUSTRIAL SERVICE – SCHEDULE LIS 5B**

Applicability:

Available to all members of the Cooperative for individual metered service where the monthly contract demand is 5000 - 9999 KW with a monthly energy usage equal to or greater than 400 hours per KW of billing demand.

Condition:

An "Agreement for Purchased Power" shall be executed by the consumer for service under this schedule.

Character of Service:

Three-phase 60 Hertz alternating current as specified in Agreement for Purchased Power.

Monthly Rate:

Customer Charge	\$1,268.17/Mo.
Demand Charge – Per Contract KW	\$ 7.44/KW
Demand Charge – Per kW in Excess of Contract	\$ 10.36/kW
Energy Charge – For All kWh	\$0.047375910/kWh

(1)

Determination of Billing Demand:

The monthly billing demand (kilowatt demand) shall be the contract demand plus any excess demand. Excess demand occurs when the ultimate consumer's highest demand during the current month, coincident with EKPC's peak, exceeds the contract demand. EKPC's peak demand is highest average rate at which energy is used during any fifteen-minute interval in the below listed hours for each month and adjusted for power factor as provided therein:

<u>Months</u>	<u>Hours Applicable for Demand Billing - EST</u>
October – April	7:00 A.M. to 12:00 Noon; 5:00 P.M. to 10:00 P.M.
May – September	10:00 A.M. to 10:00 P.M.

**DATE OF ISSUE:** October 1, 2021

**DATE EFFECTIVE:** October 1, 2021

**ISSUED BY:** \_\_\_\_\_  
President and Chief Executive Officer

Fleming-Mason Energy Cooperative, Inc.

For All Counties Served  
P.S.C. No. 4  
First Revised Sheet No. 27.1  
Canceling PSC No. 4  
Original Sheet No. 27.1

---

## CLASSIFICATION OF SERVICE

### LARGE INDUSTRIAL SERVICE – SCHEDULE LIS 5B

#### Monthly Minimum Charge:

The minimum monthly charge shall not be less than the sum of (A), (B), and (C) below:

- (A) The customer charge plus,
- (B) The product of the contract demand multiplied by the demand charge, plus
- (C) The product of the contract demand multiplied by 400 hours and the energy charge per kWh.

#### Power Factor Adjustment:

The consumer agrees to maintain a unity power factor as nearly as practicable at each delivery point at the time of the monthly maximum demand. When the power factor is determined to be less than 90%, the monthly maximum demand at the delivery point will be adjusted by multiplying the actual monthly maximum demand by 90% and dividing this product by the actual power factor at the time of the monthly maximum demand.

#### Fuel Adjustment Clause:

The above rate may be increased or decreased by amount per kWh equal to the fuel adjustment amount per kWh as billed by the Wholesale Power Supplier plus an allowance for line losses. The allowance for line losses will not exceed 10% and is based on a twelve month moving average of such losses. This fuel clause is subject to all other applicable provisions as set out in 807 KAR 5:056.

#### Terms of Payment:

The above rates are net and are due on the billing date, the gross rates being 5% higher. In the event the current monthly bill is not paid within 15 days from the date of the bill, the gross rates shall apply.

#### Taxes and Fees:

The Cooperative shall add to the electric bills of all applicable members the Kentucky Sales and Use Tax, any Utility Gross Receipt License Tax for Schools, any other tax that may be imposed on the Cooperative that is measured or determined by sales or receipts, or any Franchise Fee enacted by an ordinance of a municipality.

#### Service at Transmission Voltage:

If service is furnished at transmission voltage, a discount equal to the Customer Charge shall apply.

---

**DATE OF ISSUE:** October 1, 2021

**DATE EFFECTIVE:** October 1, 2021

**ISSUED BY:** \_\_\_\_\_  
President and Chief Executive Officer

Issued by authority of an order of the Public Service Commission of Kentucky.  
Case No. 2021-00109 Dated: September 30, 2021

Fleming-Mason Energy Cooperative, Inc.

For All Counties Served  
P.S.C. No. 4  
~~Second First~~ Revised Sheet No. 28  
Canceling PSC No. 4  
~~First Revised Original~~ Sheet No. 28

---

**CLASSIFICATION OF SERVICE**
**LARGE INDUSTRIAL SERVICE – SCHEDULE LIS 6**Applicability:

Available to all members of the Cooperative for individual metered service where the monthly contract demand is 10,000 KW and above with a monthly energy usage equal to or greater than 400 hours per KW of billing demand.

Condition:

An "Agreement for Purchased Power" shall be executed by the consumer for service under this schedule.

Character of Service:

Three-phase 60 Hertz alternating current as specified in Agreement for Purchased Power.

Monthly Rate:

Customer Charge	\$1,268.17Mo.
Demand Charge – Per Billing KW	\$ 7.44/KW
Energy Charge – For All kWh	\$0.04261 <del>4</del> 5434/kWh

(I)

Determination of Billing Demand:

The monthly billing demand shall be the greater of (A) or (B) listed below:

- (A) The contract demand
- (B) The ultimate consumer's highest demand during the current month or preceding eleven months coincidental with EKPC's peak demand. EKPC's peak demand is the highest average rate at which energy is used during any fifteen minute interval in the below listed hours for each month and adjusted for power factor as provided herein:

<u>Months</u>	<u>Hours Applicable for Demand Billing - EST</u>
October – April	7:00 A.M. to 12:00 Noon; 5:00 P.M. to 10:00 P.M.
May – September	10:00 A.M. to 10:00 P.M.

---

**DATE OF ISSUE:** October 1, 2021

**DATE EFFECTIVE:** October 1, 2021

**ISSUED BY:** \_\_\_\_\_  
President and Chief Executive Officer

Issued by authority of an order of the Public Service Commission of Kentucky.  
Case No. 2021-00109 Dated: September 30, 2021

Fleming-Mason Energy Cooperative, Inc.

For All Counties Served  
P.S.C. No. 4  
Second First Revised Sheet No. 28.1  
Canceling PSC No. 4  
First Revised Original Sheet No. 28.1

---

**CLASSIFICATION OF SERVICE**

**LARGE INDUSTRIAL SERVICE – SCHEDULE LIS 6**

Monthly Minimum Charge:

The minimum monthly charge shall not be less than the sum of (A), (B), and (C) below:

- (A) The customer charge plus,
- (B) The product of the billing demand multiplied by the demand charge, plus
- (C) The product of the billing demand multiplied by 400 hours and the energy charge per kWh.

Power Factor Adjustment:

The consumer agrees to maintain a unity power factor as nearly as practicable at each delivery point at the time of the monthly maximum demand. When the power factor is determined to be less than 90%, the monthly maximum demand at the delivery point will be adjusted by multiplying the actual monthly maximum demand by 90% and dividing this product by the actual power factor at the time of the monthly maximum demand.

Fuel Adjustment Clause:

The above rate may be increased or decreased by amount per kWh equal to the fuel adjustment amount per kWh as billed by the Wholesale Power Supplier plus an allowance for line losses. The allowance for line losses will not exceed 10% and is based on a twelve month moving average of such losses. This fuel clause is subject to all other applicable provisions as set out in 807 KAR 5:056.

Terms of Payment:

The above rates are net and are due on the billing date, the gross rates being 5% higher. In the event the current monthly bill is not paid within 15 days from the date of the bill, the gross rates shall apply.

Taxes and Fees:

The Cooperative shall add to the electric bills of all applicable members the Kentucky Sales and Use Tax, any Utility Gross Receipt License Tax for Schools, any other tax that may be imposed on the Cooperative that is measured or determined by sales or receipts, or any Franchise Fee enacted by an ordinance of a municipality.

Service at Transmission Voltage:

If service is furnished at transmission voltage, a discount equal to the Customer Charge shall apply.

---

**DATE OF ISSUE:** October 1, 2021

**DATE EFFECTIVE:** October 1, 2021

**ISSUED BY:** \_\_\_\_\_  
President and Chief Executive Officer

Fleming-Mason Energy Cooperative, Inc.

For All Counties Served  
P.S.C. No. 4  
Second First Revised Sheet No. 29  
Canceling PSC No. 4  
First Revised Original Sheet No. 29

---

**CLASSIFICATION OF SERVICE**

**LARGE INDUSTRIAL SERVICE – SCHEDULE LIS 6B**

Applicability:

Available to all members of the Cooperative for individual metered service where the monthly contract demand is 10,000 KW and above with a monthly energy usage equal to or greater than 400 hours per KW of billing demand.

Condition:

An "Agreement for Purchased Power" shall be executed by the consumer for service under this schedule.

Character of Service:

Three-phase 60 Hertz alternating current as specified in Agreement for Purchased Power.

Monthly Rate:

Customer Charge	\$1,268.17/Mo.
Demand Charge – Per Contract kW	\$ 7.44/kW
Demand Charge – Per kW in Excess of Contract	\$ 10.36/kW
Energy Charge – For All kWh	\$0.04261-5434/kWh

(I)

Determination of Billing Demand:

The monthly billing demand (kilowatt demand) shall be the contract demand plus any excess demand. Excess demand occurs when the ultimate consumer's highest demand during the current month, coincident with EKPC's peak, exceeds the contract demand. EKPC's peak demand is highest average rate at which energy is used during any fifteen-minute interval in the below listed hours for each month and adjusted for power factor as provided therein:

<u>Months</u>	<u>Hours Applicable for Demand Billing - EST</u>
October – April	7:00 A.M. to 12:00 Noon; 5:00 P.M. to 10:00 P.M.
May – September	10:00 A.M. to 10:00 P.M.

---

**DATE OF ISSUE:** October 1, 2021

**DATE EFFECTIVE:** October 1, 2021

**ISSUED BY:** \_\_\_\_\_  
President and Chief Executive Officer

Fleming-Mason Energy Cooperative, Inc.

For All Counties Served  
P.S.C. No. 4  
Second First Revised Sheet No. 29.1  
Canceling PSC No. 4  
First Revised Original Sheet No. 29.1

---

### CLASSIFICATION OF SERVICE

#### LARGE INDUSTRIAL SERVICE – SCHEDULE LIS 6B

##### Monthly Minimum Charge:

The minimum monthly charge shall not be less than the sum of (A), (B), and (C) below:

- (A) The customer charge plus,
- (B) The product of the contract demand multiplied by the demand charge, plus
- (C) The product of the contract demand multiplied by 400 hours and the energy charge per kWh.

##### Power Factor Adjustment:

The consumer agrees to maintain a unity power factor as nearly as practicable at each delivery point at the time of the monthly maximum demand. When the power factor is determined to be less than 90%, the monthly maximum demand at the delivery point will be adjusted by multiplying the actual monthly maximum demand by 90% and dividing this product by the actual power factor at the time of the monthly maximum demand.

##### Fuel Adjustment Clause:

The above rate may be increased or decreased by amount per kWh equal to the fuel adjustment amount per kWh as billed by the Wholesale Power Supplier plus an allowance for line losses. The allowance for line losses will not exceed 10% and is based on a twelve month moving average of such losses. This fuel clause is subject to all other applicable provisions as set out in 807 KAR 5:056.

##### Terms of Payment:

The above rates are net and are due on the billing date, the gross rates being 5% higher. In the event the current monthly bill is not paid within 15 days from the date of the bill, the gross rates shall apply.

##### Taxes and Fees:

The Cooperative shall add to the electric bills of all applicable members the Kentucky Sales and Use Tax, any Utility Gross Receipt License Tax for Schools, any other tax that may be imposed on the Cooperative that is measured or determined by sales or receipts, or any Franchise Fee enacted by an ordinance of a municipality.

##### Service at Transmission Voltage:

If service is furnished at transmission voltage, a discount equal to the Customer Charge shall apply.

---

**DATE OF ISSUE:** October 1, 2021

**DATE EFFECTIVE:** October 1, 2021

**ISSUED BY:** \_\_\_\_\_  
President and Chief Executive Officer



Fleming-Mason Energy Cooperative, Inc.

For All Counties Served  
P.S.C. No. 4  
~~Second First~~ Revised Sheet No. 30  
Canceling PSC No. 4  
~~First Revised Original~~ Sheet No. 30

---

### CLASSIFICATION OF SERVICE

#### LARGE INDUSTRIAL SERVICE – SCHEDULE LIS 7

Applicability:

Available to all members of the Cooperative who receive service directly off of a distribution substation and where the monthly contract demand is 7,500 kW and above with a monthly energy usage to or greater than 400 hours per kW of billing demand. Member pays for cost of connecting to substation.

Condition:

An "Agreement for Purchased Power" shall be executed by the consumer for service under this schedule.

Character of Service:

Three-phase 60 Hertz alternating current as specified in Agreement for Purchased Power.

Monthly Rate:

Customer Charge	\$1,268.17/Mo.
Demand Charge – Per Billing KW	\$ 7.44/KW
Energy Charge – For All kWh	\$0.04261-5434/kWh

(1)

Determination of Billing Demand:

The monthly billing demand shall be the greater of (A) or (B) listed below:

- (A) The contract demand
- (B) The ultimate consumer's highest demand during the current month or preceding eleven (11) months coincident with EKPC's peak demand. The EKPC peak demand is the highest average rate at which energy is used during any fifteen minute interval in the below listed hours for each month and adjusted for power factor as provided herein:

<u>Months</u>	<u>Hours Applicable for Demand Billing - EST</u>
October – April	7:00 A.M. to 12:00 Noon; 5:00 P.M. to 10:00 P.M.
May – September	10:00 A.M. to 10:00 P.M.

---

**DATE OF ISSUE:** October 1, 2021

**DATE EFFECTIVE:** October 1, 2021

**ISSUED BY:** \_\_\_\_\_  
President and Chief Executive Officer

Fleming-Mason Energy Cooperative, Inc.

For All Counties Served  
P.S.C. No. 4  
Second First Revised Sheet No. 30.1  
Canceling PSC No. 4  
First Revised Original Sheet No. 30.1

---

### CLASSIFICATION OF SERVICE

#### LARGE INDUSTRIAL SERVICE – SCHEDULE LIS 7

Monthly Minimum Charge:

The minimum monthly charge shall not be less than the sum of (A), (B), and (C) below:

- (A) The customer charge plus,
- (B) The product of the billing demand multiplied by the demand charge, plus
- (C) The product of the billing demand multiplied by 400 hours and the energy charge per kWh.

Power Factor Adjustment:

The consumer agrees to maintain a unity power factor as nearly as practicable at each delivery point at the time of the monthly maximum demand. When the power factor is determined to be less than 90%, the monthly maximum demand at the delivery point will be adjusted by multiplying the actual monthly maximum demand by 90% and dividing this product by the actual power factor at the time of the monthly maximum demand.

Fuel Adjustment Clause:

The above rate may be increased or decreased by amount per kWh equal to the fuel adjustment amount per kWh as billed by the Wholesale Power Supplier plus an allowance for line losses. The allowance for line losses will not exceed 10% and is based on a twelve month moving average of such losses. This fuel clause is subject to all other applicable provisions as set out in 807 KAR 5:056.

Terms of Payment:

The above rates are net and are due on the billing date, the gross rates being 5% higher. In the event the current monthly bill is not paid within 15 days from the date of the bill, the gross rates shall apply.

Service at Transmission Voltage:

If service is furnished at transmission voltage, a discount equal to the Customer Charge shall apply.

Taxes and Fees:

The Cooperative shall add to the electric bills of all applicable members the Kentucky Sales and Use Tax, any Utility Gross Receipt License Tax for Schools, any other tax that may be imposed on the Cooperative that is measured or determined by sales or receipts, or any Franchise Fee enacted by an ordinance of a municipality.

---

**DATE OF ISSUE:** October 1, 2021

**DATE EFFECTIVE:** October 1, 2021

**ISSUED BY:** \_\_\_\_\_  
President and Chief Executive Officer

**FLEMING-MASON ENERGY COOPERATIVE, INC.**

**CHARGES UNDER SPECIAL CONTRACTS**

**International Paper**

Customer Charge	\$5,727.00
Demand Charge Per KW	\$7.30
Energy Charge Per kWh	<del>\$0.03978</del> <b>5103</b>

**International Paper - Steam**

Demand Charge Per MMBTU	\$604.75
Energy Charge Per MMBTU	<del>\$4.2660</del> <b>5.391</b>

**AppHarvest**

Substation Charge	\$5,727.00
Demand Charge Per KW	\$7.44
Excess Demand Charge Per KW	\$10.36
Energy Charge Per kWh	<del>\$0.04264</del> <b>5386</b>

**DATE OF ISSUE:** October 1, 2021

**DATE EFFECTIVE:** October 1, 2021

**ISSUED BY:** \_\_\_\_\_  
President and Chief Executive Officer

Issued by authority of an order of the Public Service Commission of Kentucky.  
Case No. 2021-00109 Dated: September 30, 2021