

**COMMONWEALTH OF KENTUCKY**  
**BEFORE THE PUBLIC SERVICE COMMISSION**

In The Matter Of:

AN ELECTRONIC EXAMINATION OF THE )  
APPLICATION OF THE FUEL ADJUSTMENT )  
CLAUSE OF THE EAST KENTUCKY POWER )  
COOPERATIVE, INC. COOPERATIVES FROM )  
NOVEMBER 1, 2020 THROUGH OCTOBER )  
31, 2022 )

CASE NO.  
2023-00014

RESPONSE TO COMMISSION STAFF'S FIRST REHEARING REQUEST FOR  
INFORMATION TO CLARK ENERGY COOPERATIVE, INC.


DATED JUNE 04, 2024

# CERTIFICATION


COMMONWEALTH OF KENTUCKY )


COUNTY OF CLARK )

Billy O. Frasure, CPA, being duly sworn, states that he has supervised the preparation of the response of Clark Energy Cooperative to the Public Service Commission Staff's First Rehearing Request for information in Case No. 2023-00014 dated June 04, 2024, and that the matters and things set forth therein are true and accurate to the best of his knowledge, information and belief, formed after reasonable inquiry.

  
Billy O. Frasure, CPA

Subscribed and sworn before me on this 13<sup>th</sup> day of June 2024



  
Notary Public

**Request:**

Provide each of the monthly Form A rate sheet filings for the two-year period under review in Excel format with all formulas, columns, and rows unprotected and fully accessible.

**Response:**

Please see Excel file included with this filing titled Monthly Form A Rate Sheets.

**Request:**

Refer to the monthly Form A rate sheet filings for the period under review and the Cooperatives' responses to Commission Staff' First Request for Information (Staff's First Request), Item 1 and Item 4.

- a. For each month of the two-year period under review, reconcile the discrepancies, if any, between the two filings.
- b. If there are discrepancies, provide the impact of the discrepancy for that month. If the discrepancy results in an under-recovery or an over-recovery for the review period, provide the proposed plan the utility has to address the issue.
- c. If there are discrepancies, then provide an update to Staff's First Request, Item 1 and an updated calculation as requested in Staff's First Request, Item 4.

**Response:**

- a. In Clark's response to Commission Staff's First Request for Information Item 1, Clark provided a calculation of the 12-month average line loss by month. This 12-month average line loss was calculated and reported each month using the actual month the energy was purchased and sold, rather than the month the line loss was used in calculating an FAC factor on the Form A rate sheet.

The 12-month average line loss calculation of 4.4790% reported by Clark, in its response to Staff's First Request Item 1, for November 2020 should have been reported as the 12-month average line loss for December 2020.

Clark is filing both an amended calculation of the 12-month average line loss by month, and an amended calculation showing change in Clark's base fuel cost per kWh.

- b. There are no discrepancies to address or provide an impact for. Clark's response to Item 1 of Staff's First Request is being amended to provide the correct 12-month average line loss for the period under review.
- c. Please refer to Item 2a. Clark is amending its response to Staff's First Request, Item 1 and Staff's First Request, Item 4.

**CLARK ENERGY COOPERATIVE, INC.**  
**CASE NO. 2023-00014**

**AMENDED CALCULATION OF 12-MONTH AVERAGE LINE LOSS BY MONTH**

	<b>KWH PURCHASED</b>	<b>KWH SOLD</b>	<b>COOP USE</b>	<b>KWH LOSSES</b>	<b>12-MONTH AVG LINE LOSS</b>
	443,447,216	420,829,693	600,377	22,017,146	
Nov-19	29,071,179	32,897,757	55,565	(3,882,143)	
Nov-20	27,535,692	27,556,238	46,182	(66,728)	
	441,911,729	415,488,174	590,994	25,832,561	5.8456%
Dec-19	40,635,889	37,156,797	61,931	3,417,161	
Dec-20	33,520,360	36,390,674	70,455	(2,940,769)	
	434,796,200	414,722,051	599,518	19,474,631	4.4790%
Jan-20	44,712,421	42,189,839	69,497	2,453,085	
Jan-21	50,061,348	50,267,570	76,525	(282,747)	
	440,145,127	422,799,782	606,546	16,738,799	3.8030%
Feb-20	44,370,940	43,803,414	72,051	495,475	
Feb-21	52,351,464	48,507,120	79,904	3,764,440	
	448,125,651	427,503,488	614,399	20,007,764	4.4648%
Mar-20	43,628,969	37,487,262	50,659	6,091,048	
Mar-21	49,688,283	43,331,626	51,319	6,305,338	
	454,184,965	433,347,852	615,059	20,222,054	4.4524%
Apr-20	33,898,604	31,577,153	41,996	2,279,455	
Apr-21	35,806,045	32,084,930	39,349	3,681,766	
	456,092,406	433,855,629	612,412	21,624,365	4.7412%
May-20	30,507,999	29,265,563	39,232	1,203,204	
May-21	31,213,688	29,002,688	32,632	2,178,368	
	456,798,095	433,592,754	605,812	22,599,529	4.9474%
Jun-20	31,059,018	29,513,134	40,877	1,505,007	
Jun-21	29,669,008	28,653,596	38,776	976,636	
	455,408,085	432,733,216	603,711	22,071,158	4.8465%
Jul-20	33,847,831	35,305,611	46,863	(1,504,643)	
Jul-21	34,779,988	34,734,486	44,849	653	
	456,340,242	432,162,091	601,697	23,576,454	5.1664%
Aug-20	43,507,126	40,168,789	46,645	3,291,692	
Aug-21	39,327,100	37,285,459	42,818	1,998,823	
	452,160,216	429,278,761	597,870	22,283,585	4.9282%
Sep-20	37,870,406	33,880,618	40,055	3,949,733	
Sep-21	39,608,529	36,653,063	37,324	2,918,142	
	453,898,339	432,051,206	595,139	21,251,994	4.6821%
Oct-20	30,336,834	27,583,756	35,006	2,718,072	
Oct-21	30,911,491	27,951,668	30,560	2,929,263	
	454,472,996	432,419,118	590,693	21,463,185	4.7227%
Nov-20	27,535,692	27,556,238	46,182	(66,728)	
Nov-21	28,798,648	30,271,736	47,249	(1,520,337)	
	455,735,952	435,134,616	591,760	20,009,576	4.3906%

Dec-20	33,520,360	36,390,674	70,455	(2,940,769)	
Dec-21	39,051,226	37,756,210	58,753	1,236,263	
	461,266,818	436,500,152	580,058	24,186,608	5.2435%
Jan-21	50,061,348	50,267,570	76,525	(282,747)	
Jan-22	39,347,735	43,163,190	82,529	(3,897,984)	
	450,553,205	429,395,772	586,062	20,571,371	4.5658%
Feb-21	52,351,464	48,507,120	79,904	3,764,440	
Feb-22	58,642,077	53,735,014	65,630	4,841,433	
	456,843,818	434,623,666	571,788	21,648,364	4.7387%
Mar-21	49,688,283	43,331,626	51,319	6,305,338	
Mar-22	44,159,446	37,774,608	47,803	6,337,035	
	451,314,981	429,066,648	568,272	21,680,061	4.8038%
Apr-21	35,806,045	32,084,930	39,349	3,681,766	
Apr-22	37,246,956	35,596,326	39,589	1,611,041	
	452,755,892	432,578,044	568,512	19,609,336	4.3311%
May-21	31,213,688	29,002,688	32,632	2,178,368	
May-22	31,293,528	26,677,829	32,594	4,583,105	
	452,835,732	430,253,185	568,474	22,014,073	4.8614%
Jun-21	29,669,008	28,653,596	38,776	976,636	
Jun-22	30,444,559	30,595,426	38,932	(189,799)	
	453,611,283	432,195,015	568,630	20,847,638	4.5959%
Jul-21	34,779,988	34,734,486	44,849	653	
Jul-22	37,122,575	38,947,877	41,548	(1,866,850)	
	455,953,870	436,408,406	565,329	18,980,135	4.1627%
Aug-21	39,327,100	37,285,459	42,818	1,998,823	
Aug-22	41,128,044	36,730,722	42,095	4,355,227	
	457,754,814	435,853,669	564,606	21,336,539	4.6611%
Sep-21	39,608,529	36,653,063	37,324	2,918,142	
Sep-22	38,475,000	35,397,314	34,581	3,043,105	
	456,621,285	434,597,920	561,863	21,461,502	4.7001%
Oct-21	30,911,491	27,951,668	30,560	2,929,263	
Oct-22	30,652,901	28,544,006	32,833	2,076,062	
	456,362,695	435,190,258	564,136	20,608,301	4.5158%

**CLARK ENERGY COOPERATIVE, INC.**  
**CASE NO. 2023-00014**

**Amended calculation showing change in Clark's base fuel cost per kWh as proposed by EKPC  
adjusted for the 12-month average line loss**

**FORMULA**

$$\begin{array}{l} \text{Change proposed by EKPC} \\ 100\% - \text{Clark's 12-month} \\ \text{average line loss} \end{array} = \begin{array}{l} \text{Change in Clark Energy} \\ \text{Base Fuel Cost} \end{array}$$

**CALCULATION**

$$\begin{array}{l} \underline{\$0.01125} \\ 0.9548 \end{array} = \$0.01178$$