

Andy Beshear
Governor



David Hamilton
Executive Director

Mark Smith
Chairman


February 1, 2022

Bullock Pen Water District
Mr. William Catlett
P.O. Box 188
Crittenden, KY 41030

INVOICE 131221

Water Usage Fees for the Calendar Quarter Ended:		12/31/2021			
	Tier I Usage Gallons	Tier II Usage Gallons	Tier I Fee @ \$.029 Per Thousand	Tier II Fee @ \$.22 Per Thousand	TOTAL FEES
Permit 486	35,570,000	0	\$1,031.53	\$0.00	\$1,031.53
Grand Total Fees Due					\$1,031.53

Please make check payable to Kentucky State Treasurer
and return to this office within ten days of receipt.



KENTUCKY RIVER AUTHORITY
403 Wapping Street, Suite 105 | Frankfort, KY 40601
502-564-2866 | The Kentucky River Authority

WATER WITHDRAWAL REPORTING FORM

Permit # 0486
 Company Name: Bullock Pen Water District
 Address: P.O. Box 188
Crittenden, KY 41030

Signature of Preparer: _____



This report should be submitted within 15 days following the end of each calendar quarter

to: Kentucky River Authority
 403 Wapping Street Suite 105
 Frankfort, KY 40601
 email: jenniem.wolfe@ky.gov

	Month / Year	Month / Year	Month / Year
Day	October 2021	November 2021	December 2021
1	360,000	405,000	455,000
2	315,000	365,000	565,000
3	295,000	180,000	430,000
4	290,000	300,000	425,000
5	330,000	150,000	420,000
6	370,000	355,000	405,000
7	350,000	425,000	440,000
8	375,000	400,000	480,000
9	375,000	350,000	480,000
10	330,000	355,000	405,000
11	335,000	390,000	405,000
12	330,000	360,000	410,000
13	330,000	445,000	480,000
14	265,000	355,000	440,000
15	365,000	390,000	420,000
16	370,000	350,000	440,000
17	270,000	420,000	400,000
18	310,000	560,000	490,000
19	330,000	290,000	425,000
20	365,000	360,000	460,000
21	290,000	400,000	470,000
22	220,000	470,000	445,000
23	265,000	435,000	655,000
24	235,000	530,000	435,000
25	260,000	450,000	450,000
26	205,000	440,000	470,000
27	210,000	450,000	470,000
28	225,000	455,000	450,000
29	330,000	490,000	445,000
30	435,000	450,000	460,000
31	350,000		485,000
*Monthly Total	9,685,000	11,775,000	14,110,000
*Daily Average	312,419	392,500	455,161
No. of Days Water Withdrawn / Pumped	31	30	31



Andy Beshear
Governor

David Hamilton
Executive Director

Mark Smith
Chairman

May 2, 2022

Bullock Pen Water District
Mr. William Callett
P.O. Box 188
Crittenden, KY 41030

INVOICE 130322

Water Usage Fees for the Calendar Quarter Ended:


3/31/2022

	Tier I Usage Gallons	Tier II Usage Gallons	Tier I Fee @ \$.029 Per Thousand	Tier II Fee @ \$.22 Per Thousand	TOTAL FEES
Permit 486	37,235,000	0	\$1,079.82	\$0.00	\$1,079.82

Grand Total Fees Due

\$1,079.82


Please make check payable to Kentucky State Treasurer
and return to this office within ten days of receipt.



KENTUCKY RIVER AUTHORITY
403 Wapping Street, Suite 105 | Frankfort, KY 40601
502-564-2866 | The Kentucky River Authority

WATER WITHDRAWAL REPORTING FORM

Permit # 0486
 Company Name: Bullock Pen Water District
 Address: P.O. Box 188
Crittenden, KY 41030

Signature of Preparer: 

This report should be submitted within 15 days following the end of each calendar quarter
 to: Kentucky River Authority
 403 Wapping Street Suite 105
 Frankfort, KY 40601
 email: jenniem.wolfe@ky.gov

Day	Month / Year	Month / Year	Month / Year
	January / 2022	February / 2022	March / 2022
1	420,000	450,000	400,000
2	445,000	370,000	380,000
3	465,000	455,000	365,000
4	480,000	275,000	415,000
5	395,000	365,000	470,000
6	510,000	365,000	385,000
7	455,000	330,000	345,000
8	445,000	365,000	385,000
9	500,000	360,000	425,000
10	475,000	305,000	420,000
11	495,000	425,000	400,000
12	495,000	410,000	340,000
13	290,000	415,000	410,000
14	365,000	475,000	405,000
15	375,000	445,000	385,000
16	365,000	460,000	410,000
17	395,000	450,000	390,000
18	460,000	435,000	370,000
19	420,000	495,000	500,000
20	410,000	410,000	405,000
21	475,000	480,000	445,000
22	375,000	420,000	390,000
23	500,000	425,000	400,000
24	375,000	425,000	500,000
25	365,000	390,000	380,000
26	270,000	345,000	415,000
27	380,000	425,000	405,000
28	420,000	410,000	400,000
29	635,000		355,000
30	500,000		360,000
31	495,000		350,000
*Monthly Total	13,450,000	11,380,000	12,405,000
*Daily Average	433,871	406,429	400,161
No. of Days Water Withdrawn / Pumped	31	28	31

Andy Beshear
Governor



David Hamilton
Executive Director

Mark Smith
Chairman

August 1, 2022

Bullock Pen Water District
Mr. William Catlett
P.O. Box 188
Crittenden, KY 41030

INVOICE 130622

Water Usage Fees for the Calendar Quarter Ended: 6/30/2022


	Tier I Usage Gallons	Tier II Usage Gallons	Tier I Fee @ \$.029 Per Thousand	Tier II Fee @ \$.22 Per Thousand	TOTAL FEES
Permit 486	36,625,000	0	\$1,062.13	\$0.00	\$1,062.13

Grand Total Fees Due



Please make check payable to Kentucky State Treasurer
and return to this office within ten days of receipt.

\$1,062.13



RECEIVED AUG 04 2022

KENTUCKY RIVER AUTHORITY
403 Wapping Street, Suite 105 | Frankfort, KY 40601
502-564-2866 | The Kentucky River Authority

WATER WITHDRAWAL REPORTING FORM

Permit # 0486
 Company Name: Bullock Pen Water District
 Address: P.O. Box 188
Crittenden, KY 41030

Signature of Preparer: 

This report should be submitted within 15 days following the end of each calendar quarter

to: Kentucky River Authority
 403 Wapping Street Suite 105
 Frankfort, KY 40601

email: jenniem.wolfe@ky.gov

Day	Month / Year April / 2022	Month / Year May / 2022	Month / Year June / 2022
1	390,000	395,000	450,000
2	480,000	495,000	430,000
3	340,000	445,000	375,000
4	390,000	435,000	355,000
5	330,000	460,000	425,000
6	400,000	450,000	485,000
7	375,000	475,000	400,000
8	340,000	410,000	300,000
9	350,000	495,000	225,000
10	335,000	410,000	360,000
11	370,000	425,000	400,000
12	330,000	500,000	415,000
13	345,000	450,000	400,000
14	350,000	425,000	405,000
15	350,000	390,000	575,000
16	390,000	460,000	420,000
17	355,000	395,000	540,000
18	350,000	285,000	600,000
19	350,000	200,000	495,000
20	345,000	360,000	535,000
21	220,000	370,000	530,000
22	405,000	460,000	560,000
23	370,000	350,000	410,000
24	450,000	395,000	235,000
25	500,000	410,000	95,000
26	415,000	380,000	270,000
27	425,000	355,000	390,000
28	370,000	405,000	395,000
29	430,000	440,000	420,000
30	525,000	520,000	455,000
31		455,000	
*Monthly Total	11,375,000	12,900,000	12,350,000
*Daily Average	379,167	416,129	411,667
No. of Days Water Withdrawn / Pumped	30	31	30

Andy Beshear
Governor



David Hamilton
Executive Director

Mark Smith
Chairman

November 1, 2022

Bullock Pen Water District
Mr. William Catlett
P.O. Box 188
Crittenden, KY 41030




INVOICE 130922

Water Usage Fees for the Calendar Quarter Ended: 9/30/2022

	Tier I Usage Gallons	Tier II Usage Gallons	Tier I Fee @ \$.029 Per Thousand	Tier II Fee @ \$.22 Per Thousand	TOTAL FEES
Permit 486	34,055,000	0	\$987.60	\$0.00	\$987.60

Grand Total Fees Due



Please make check payable to **Kentucky State Treasurer**
and return to this office within ten days of receipt.

WATER WITHDRAWAL REPORTING FORM

Permit # 0486

Company Name: Bullock Pen Water District

Address: P.O. Box 188
Crittenden, KY 41030

Signature of Preparer: 

This report should be submitted within 15 days following the end of each calendar quarter

to: Kentucky River Authority
 403 Wapping Street Suite 105
 Frankfort, KY 40601
 email: jenniem.wolfe@ky.gov

	Month / Year	Month / Year	Month / Year
Day	July / 2022	August / 2022	September / 2022
1	455,000	275,000	340,000
2	510,000	230,000	340,000
3	520,000	345,000	340,000
4	505,000	140,000	340,000
5	430,000	300,000	345,000
6	370,000	235,000	240,000
7	340,000	245,000	225,000
8	410,000	220,000	275,000
9	375,000	515,000	215,000
10	85,000	345,000	345,000
11	205,000	120,000	355,000
12	450,000	300,000	475,000
13	445,000	355,000	465,000
14	520,000	450,000	430,000
15	225,000	440,000	475,000
16	555,000	460,000	415,000
17	445,000	700,000	515,000
18	425,000	490,000	440,000
19	465,000	585,000	470,000
20	235,000	405,000	400,000
21	255,000	340,000	500,000
22	165,000	360,000	530,000
23	295,000	590,000	400,000
24	345,000	350,000	340,000
25	345,000	420,000	410,000
26	215,000	350,000	475,000
27	185,000	345,000	395,000
28	330,000	350,000	455,000
29	335,000	335,000	405,000
30	300,000	345,000	440,000
31	250,000	330,000	
*Monthly Total	10,990,000	11,270,000	11,795,000
*Daily Average	354,516	363,548	393,167
# Days in Operation	31	31	30
Max	555,000	700,000	530,000