



duke-energy.com
800.774.1202

Your Energy Bill

Service address
GRANT CO SANITARY SEWER DIST
420 RUSSELL DR
CRITTENDEN KY 41030

Bill date Jan 3, 2022
For service Nov 29 - Dec 28, 2021
30 day

Account number 9101 1952 5779

Billing summary

Previous Amount Due	\$48.15
<i>Payment Received Dec 22</i>	-48.15
Current Electric Charges	60.48
Taxes	3.68
Total Amount Due Jan 24	\$64.16



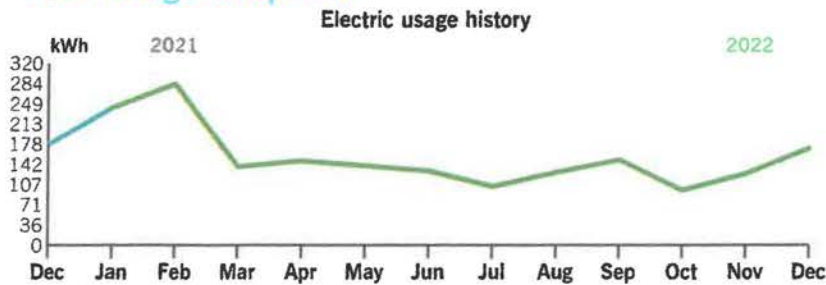
Thank you for your payment.

PAID

JAN 18 2022

ACH

Your usage snapshot



Average temperature in degrees

44°	29°	34°	47°	52°	56°	74°	77°	74°	58°	54°	45°	41°
Current Month	Dec 2021	12-Month Usage	Avg Monthly Usage									
Electric (kWh)	170	177	1,859	155								

12-month usage based on most recent history



ENTERED

Late payments are subject to a 5.0% late charge.

Your usage snapshot - Continued

Current Electric Usage		
<u>Meter Number</u>	<u>Usage Type</u>	<u>Billing Period</u>
320432045	Actual	Nov 29 - Dec 28
<u>Usage Values</u>		
Actual kWh		170.086 kWh
Billed kWh		170.086 kWh
Actual Demand-kW		3.464 kW
Billed Demand kW		6.319 kW
Measured Demand Off Pk kVA		4.692 kVA
Measured Demand On Pk kVA		4.354 kVA
Power Factor Off Peak		73.836 %
Power Factor On Peak		68.991 %
Power Factor		73.840 %

Billing details - Electric

Billing Period - Nov 29 to Dec 28	
Meter - 320432045	
Customer Charge	\$30.00
Energy Charge	
170.086 kWh @ \$0.08917000	15.17
Demand Charge	
6.319 kW @ \$0.00000000	0.00
Demand Side Management Cost Recovery Program Rider (DSM)	
170.086 kWh @ \$-0.00071800	-0.12
Off-System Sales Profit Sharing Mechanism Rider (PSM)	
170.086 kWh @ \$-0.00448700	-0.76
Electric Fuel Adjustment	
170.086 kWh @ \$0.06157900	10.47
Environmental Surcharge Mechanism Rider (ESM)	5.72
Total Current Charges	\$60.48

Your current rate is Service at Distribution Voltage (DS).

For a complete listing of all Kentucky rates and riders, visit duke-energy.com/rates

Billing details - Taxes

Franchise Fee	\$1.81
Rate Increase For School Tax	1.87
Total Taxes	\$3.68





duke-energy.com
800.774.1202

Your Energy Bill

Page 1 of 3

Service address

GRANT CO SANITARY SEWER DIST
3180 ANGELA DR LOT 46
DRY RIDGE KY 41035

Bill date

Jan 3, 2023
For service Dec 1 - Dec 30
30 days

Account number **9101 1784 0737**

Billing summary

Previous Amount Due	\$38.94
Payment Received Dec 27	-38.94
Current Electric Charges	46.35
Taxes	1.39
Total Amount Due Jan 24	\$47.74

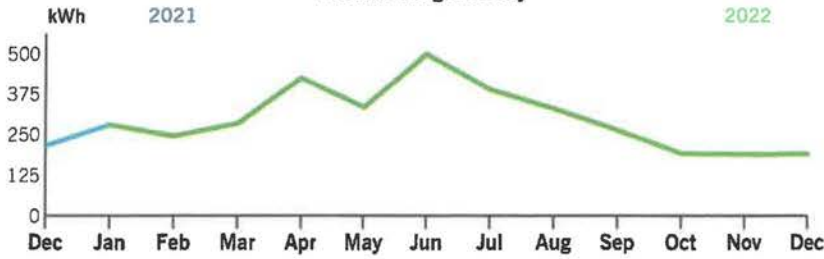


Thank you for your payment.



Your usage snapshot

Electric usage history



Average temperature in degrees

44° 29° 34° 47° 52° 56° 74° 77° 74° 68° 54° 46° 39°

	Current Month	Dec 2021	12-Month Usage	Avg Monthly Usage
Electric (kWh)	190	215	3,623	302

12-month usage based on most recent history

PAID

JAN 18 2023

ALC

Late payments are subject to a 5.0% late charge.



Your usage snapshot - Continued

Current Electric Usage		
<u>Meter Number</u>	<u>Usage Type</u>	<u>Billing Period</u>
320006804	Actual	Dec 1 - Dec 30
<u>Usage Values</u>		
Actual kWh		189.805 kWh
Billed kWh		189.805 kWh
Actual Demand-kW		3.204 kW
Billed Demand kW		5.552 kW

Billing details - Electric

Billing Period - Dec 01 to Dec 30	
Meter - 320006804	
Customer Charge	\$15.00
Energy Charge	
189.805 kWh @ \$0.08917000	16.92
Demand Charge	
5.552 kW @ \$0.00000000	0.00
Demand Side Management Cost Recovery Program Rider (DSM)	
189.805 kWh @ \$-0.00071800	-0.14
Off-System Sales Profit Sharing Mechanism Rider (PSM)	
189.805 kWh @ \$-0.00448700	-0.85
Electric Fuel Adjustment	
189.805 kWh @ \$0.06157900	11.69
Environmental Surcharge Mechanism Rider (ESM)	3.73
Total Current Charges	\$46.35

Your current rate is Service at Distribution Voltage (DS).

For a complete listing of all Kentucky rates and riders, visit duke-energy.com/rates

Billing details - Taxes

Rate Increase For School Tax	\$1.39
Total Taxes	\$1.39





duke-energy.com
800.774.1202

Your Energy Bill

Service address

GRANT CO SANITARY SEWER DIST
3195 DIXIE HWY
DRY RIDGE KY 41035

Bill date Jan 3, 2023

For service Dec 1 - Dec 30
30 days

Account number 9101 1764 8127

Billing summary

Previous Amount Due	\$86.83
Payment Received Dec 29	-86.83
Current Electric Charges	102.63
Taxes	3.08
Total Amount Due Jan 24	\$105.71

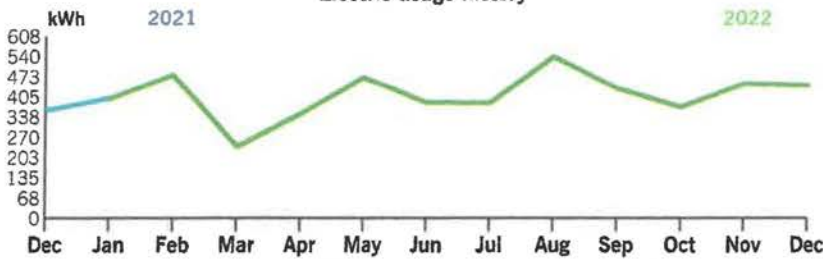


Thank you for your payment.



Your usage snapshot

Electric usage history



Average temperature in degrees

44° 29° 34° 47° 52° 66° 74° 77° 74° 68° 54° 46° 39°

	Current Month	Dec 2021	12-Month Usage	Avg Monthly Usage
Electric (kWh)	444	360	4,952	413
12-month usage based on most recent history				

PAID

JAN 18 2023

Late payments are subject to a 5.0% late charge.



Your usage snapshot - Continued

Current Electric Usage		
<u>Meter Number</u>	<u>Usage Type</u>	<u>Billing Period</u>
320437246	Actual	Dec 1 - Dec 30
<u>Usage Values</u>		
Actual kWh		443.960 kWh
Billed kWh		443.960 kWh
Actual Demand-kW		7.520 kW
Billed Demand kW		13.622 kW
Measured Demand Off Pk kVA		11.454 kVA
Measured Demand On Pk kVA		11.350 kVA
Power Factor Off Peak		65.652 %
Power Factor On Peak		64.847 %
Power Factor		65.650 %

Billing details - Electric

Billing Period - Dec 01 to Dec 30	
Meter - 320437246	
Customer Charge	\$30.00
Energy Charge	
443.960 kWh @ \$0.08917000	39.59
Demand Charge	
13.622 kW @ \$0.00000000	0.00
Demand Side Management Cost Recovery Program Rider (DSM)	
443.960 kWh @ \$-0.00071800	-0.32
Off-System Sales Profit Sharing Mechanism Rider (PSM)	
443.960 kWh @ \$-0.00448700	-1.99
Electric Fuel Adjustment	
443.960 kWh @ \$0.06157900	27.34
Environmental Surcharge Mechanism Rider (ESM)	8.01
Total Current Charges	\$102.63

Your current rate is Service at Distribution Voltage (DS).

For a complete listing of all Kentucky rates and riders, visit duke-energy.com/rates

Billing details - Taxes

Rate Increase For School Tax	\$3.08
Total Taxes	\$3.08





duke-energy.com
800.774.1202

Your Energy Bill

Service address GRANT CO SANITARY SEWER DIST
117 S MAIN ST
CRITTENDEN KY 41030

Bill date Jan 3, 2023
For service Nov 29 - Dec 28
30 days

Account number **9101 1740 1689**

Billing summary

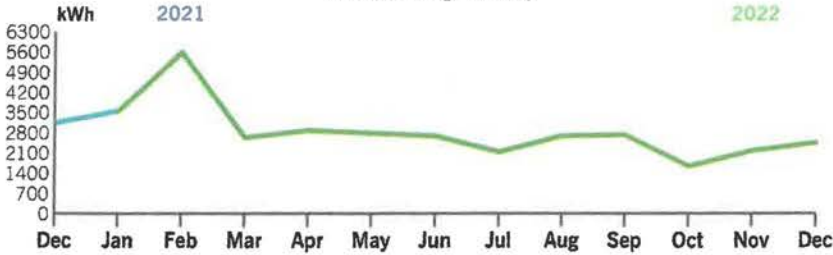
Previous Amount Due	\$425.18
Payment Received Dec 22	-425.18
Current Electric Charges	534.67
Taxes	32.56
Total Amount Due Jan 24	\$567.23



Thank you for your payment.

Your usage snapshot

Electric usage history



Average temperature in degrees

44° 29° 34° 47° 52° 66° 74° 77° 74° 68° 54° 46° 41°

	Current Month	Dec 2021	12-Month Usage	Avg Monthly Usage
Electric (kWh)	2,456	3,140	34,055	2,838
12-month usage based on most recent history				

PAID
JAN 18 2023

ACU

RECEIVED JAN 08 2023



ENTERED

Late payments are subject to a 5.0% late charge.



Your usage snapshot - Continued

Current Electric Usage		
<u>Meter Number</u>	<u>Usage Type</u>	<u>Billing Period</u>
320436876	Actual	Nov 29 - Dec 28
<u>Usage Values</u>		
Actual kWh		2,456.460 kWh
Billed kWh		2,456.460 kWh
Actual Demand-kW		13.920 kW
Billed Demand kW		26.887 kW
Measured Demand Off Pk kVA		18.274 kVA
Measured Demand On Pk kVA		17.772 kVA
Power Factor Off Peak		76.172 %
Power Factor On Peak		76.526 %
Power Factor		76.170 %

Billing details - Electric

Billing Period - Nov 29 to Dec 28	
Meter - 320436876	
Customer Charge	\$30.00
Energy Charge	
2,456.460 kWh @ \$0.08917000	219.04
Demand Charge	
15.000 kW @ \$0.00000000	0.00
Demand Charge	
11.887 kW @ \$9.00000000	106.98
Demand Side Management Cost Recovery Program Rider (DSM)	
2,456.460 kWh @ \$-0.00071800	-1.76
Off-System Sales Profit Sharing Mechanism Rider (PSM)	
2,456.460 kWh @ \$-0.00448700	-11.02
Electric Fuel Adjustment	
2,456.460 kWh @ \$0.06157900	151.27
Environmental Surcharge Mechanism Rider (ESM)	40.16
Total Current Charges	\$534.67

Your current rate is Service at Distribution Voltage (DS).

For a complete listing of all Kentucky rates and riders, visit duke-energy.com/rates

Billing details - Taxes

Franchise Fee	\$16.04
Rate Increase For School Tax	16.52
Total Taxes	\$32.56





duke-energy.com
800.774.1202

Your Energy Bill

Service address
GRANT CO SANITARY SEWER DIST
38 ST RT 491
CRITTENDEN KY 41030

Bill date Jan 3, 2023
For service Dec 1 - Dec 30
30 days

Account number 9101 1862 2098

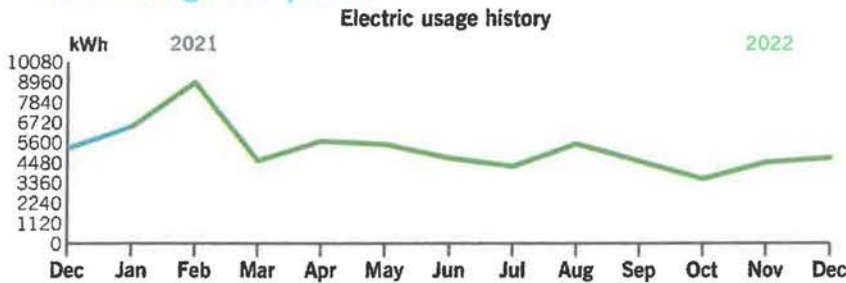
Billing summary

Previous Amount Due	\$649.64
Payment Received Dec 27	-649.64
Current Electric Charges	823.62
Taxes	50.16
Total Amount Due Jan 24	\$873.78



Thank you for your payment.

Your usage snapshot



Average temperature in degrees

44°	29°	34°	47°	52°	66°	74°	77°	74°	68°	54°	46°	39°
Current Month		Dec 2021	12-Month Usage	Avg Monthly Usage								
Electric (kWh)		4,762	5,280	63,281	5,273							
12-month usage based on most recent history												

PAID
JAN 18 2023

Late payments are subject to a 5.0% late charge.

Please return this portion with your payment. Thank you for yr



Duke F
PC

Your usage snapshot - Continued

Current Electric Usage		
<u>Meter Number</u>	<u>Usage Type</u>	<u>Billing Period</u>
320431511	Actual	Dec 1 - Dec 30
<u>Usage Values</u>		
Actual kWh		4,762.000 kWh
Billed kWh		4,762.000 kWh
Actual Demand-kW		20.480 kW
Billed Demand kW		20.480 kW
Measured Demand Off Pk kVA		20.542 kVA
Measured Demand On Pk kVA		20.383 kVA
Power Factor Off Peak		99.696 %
Power Factor On Peak		99.691 %
Power Factor		99.700 %

Billing details - Electric

Billing Period - Dec 01 to Dec 30	
Meter - 320431511	
Customer Charge	\$30.00
Energy Charge	
4,762.000 kWh @ \$0.08917000	424.63
Demand Charge	
15.000 kW @ \$0.00000000	0.00
Demand Charge	
5.480 kW @ \$9.00000000	49.32
Demand Side Management Cost Recovery Program Rider (DSM)	
4,762.000 kWh @ \$-0.00071800	-3.42
Off-System Sales Profit Sharing Mechanism Rider (PSM)	
4,762.000 kWh @ \$-0.00448700	-21.37
Electric Fuel Adjustment	
4,762.000 kWh @ \$0.06157900	293.24
Environmental Surcharge Mechanism Rider (ESM)	51.22
Total Current Charges	\$823.62

Your current rate is Service at Distribution Voltage (DS).

For a complete listing of all Kentucky rates and riders, visit duke-energy.com/rates

Billing details - Taxes

Franchise Fee	\$24.71
Rate Increase For School Tax	25.45
Total Taxes	\$50.16





duke-energy.com
800.774.1202

Your Energy Bill

Service address

GRANT CO SANITARY SEWER DIST
500 KYLEY LN
CRITTENDEN KY 41030

Bill date Dec 30, 2022

For service Nov 24 - Dec 27

34 days

Account number **9101 1966 4000**

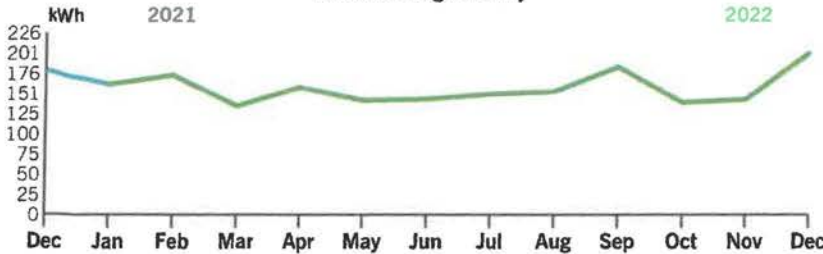
Billing summary

Previous Amount Due	\$33.30
Payment Received	0.00
Current Electric Charges	48.05
Taxes	1.44
Total Amount Due Jan 20	\$82.79

You have the power to promote cleaner energy! Join our community to support the growth of renewable energy sources. Enroll now and start making a positive environmental impact at duke-energy.com/GreenerHome.

Your usage snapshot

Electric usage history



Average temperature in degrees

44° 29° 34° 47° 52° 66° 74° 77° 74° 68° 54° 46° 41°

	Current Month	Dec 2021	12-Month Usage	Avg Monthly Usage
Electric (kWh)	201	179	1,886	157

12-month usage based on most recent history

PAID
JAN 18 2023

RECEIVED JAN 04 2023

ENTERED

Late payments are subject to a 5.0% late charge.

Please return this portion



Your usage snapshot - Continued

Current Electric Usage		
<u>Meter Number</u>	<u>Usage Type</u>	<u>Billing Period</u>
332568628	Actual	Nov 24 - Dec 27
<u>Usage Values</u>		
Actual kWh		200.734 kWh
Billed kWh		200.734 kWh
Actual Demand-kW		2.292 kW
Billed Demand kW		5.889 kW

Billing details - Electric

Billing Period - Nov 24 to Dec 27	
Meter - 332568628	
Customer Charge	\$15.00
Energy Charge	
200.734 kWh @ \$0.08917000	17.90
Demand Charge	
5.889 kW @ \$0.00000000	0.00
Demand Side Management Cost Recovery Program Rider (DSM)	
200.734 kWh @ \$-0.00071800	-0.14
Off-System Sales Profit Sharing Mechanism Rider (PSM)	
200.734 kWh @ \$-0.00448700	-0.90
Electric Fuel Adjustment	
200.734 kWh @ \$0.06157900	12.36
Environmental Surcharge Mechanism Rider (ESM)	3.83
Total Current Charges	\$48.05

Your current rate is Service at Distribution Voltage (DS).

For a complete listing of all Kentucky rates and riders, visit duke-energy.com/rates

Billing details - Taxes

Rate Increase For School Tax	\$1.44
Total Taxes	\$1.44

kb.duk.duke.bills.20221229213545.93.afp-14909-000000629





duke-energy.com
800.774.1202

Your Energy Bill

Service address
GRANT CO SANITARY SEWER DIST
105 MILLER DR
CRITTENDEN KY 41030

Bill date Jan 3, 2023
For service Nov 29 - Dec 28
30 days

Account number 9101 1780 4387

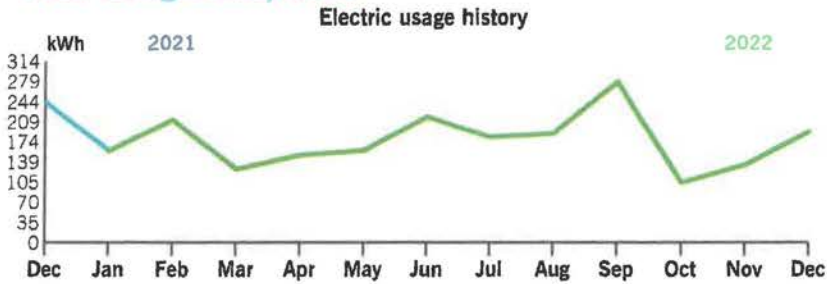
Billing summary

Previous Amount Due	\$49.26
<i>Payment Received Dec 22</i>	-49.26
Current Electric Charges	63.86
Taxes	3.89
Total Amount Due Jan 24	\$67.75



Thank you for your payment.

Your usage snapshot



Average temperature in degrees

44° 29° 34° 42° 62° 66° 74° 77° 74° 68° 54° 46° 41°

	Current Month	Dec 2021	12-Month Usage	Avg Monthly Usage
Electric (kWh)	192	244	2,110	176

12-month usage based on most recent history

RECEIVED JAN 3 2023

Late payments are subject to a 5.0% late charge.

Your usage snapshot - Continued

Current Electric Usage		
<u>Meter Number</u>	<u>Usage Type</u>	<u>Billing Period</u>
320434619	Actual	Nov 29 - Dec 28
<u>Usage Values</u>		
Actual kWh		192.056 kWh
Billed kWh		192.056 kWh
Actual Demand-kW		6.408 kW
Billed Demand kW		8.331 kW
Measured Demand Off Pk kVA		7.382 kVA
Measured Demand On Pk kVA		5.551 kVA
Power Factor Off Peak		86.811 %
Power Factor On Peak		89.065 %
Power Factor		86.810 %

Billing details - Electric

Billing Period - Nov 29 to Dec 28	
Meter - 320434619	
Customer Charge	\$30.00
Energy Charge	
192.056 kWh @ \$0.08917000	17.13
Demand Charge	
8.331 kW @ \$0.00000000	0.00
Demand Side Management Cost Recovery Program Rider (DSM)	
192.056 kWh @ \$-0.00071800	-0.14
Off-System Sales Profit Sharing Mechanism Rider (PSM)	
192.056 kWh @ \$-0.00448700	-0.86
Electric Fuel Adjustment	
192.056 kWh @ \$0.06157900	11.83
Environmental Surcharge Mechanism Rider (ESM)	5.90
Total Current Charges	\$63.86

Your current rate is Service at Distribution Voltage (DS).

For a complete listing of all Kentucky rates and riders, visit duke-energy.com/rates

Billing details - Taxes

Franchise Fee	\$1.92
Rate Increase For School Tax	1.97
Total Taxes	\$3.89





duke-energy.com
800.774.1202

Your Energy Bill

Service address
GRANT CO SANITARY SEWER DIST
43 TIMBERWOOD DR
CRITTENDEN KY 41030

Bill date Jan 3, 2023
For service Nov 29 - Dec 28
30 days

Account number 9101 1804 3904

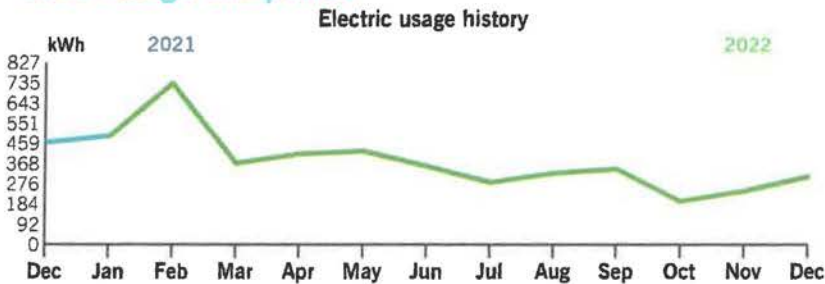
Billing summary

Previous Amount Due	\$63.20
Payment Received Dec 22	-63.20
Current Electric Charges	82.09
Taxes	5.00
Total Amount Due Jan 24	\$87.09



Thank you for your payment.

Your usage snapshot



Average temperature in degrees

44° 29° 34° 47° 50° 66° 74° 77° 74° 68° 54° 46° 41°

	Current Month	Dec 2021	12-Month Usage	Avg Monthly Usage
Electric (kWh)	310	463	4,501	375
12-month usage based on most recent history				

RECEIVED Jan 03 2023
PAID
JAN 18 2023

Late payments are subject to a 5.0% late charge.



Your usage snapshot - Continued

Current Electric Usage		
<u>Meter Number</u>	<u>Usage Type</u>	<u>Billing Period</u>
320432043	Actual	Nov 29 - Dec 28
<u>Usage Values</u>		
Actual kWh		310.491 kWh
Billed kWh		310.491 kWh
Actual Demand-kW		4.784 kW
Billed Demand kW		5.786 kW
Measured Demand Off Pk kVA		5.535 kVA
Measured Demand On Pk kVA		5.025 kVA
Power Factor Off Peak		86.430 %
Power Factor On Peak		86.050 %
Power Factor		86.430 %

Billing details - Electric

Billing Period - Nov 29 to Dec 28	
Meter - 320432043	
Customer Charge	\$30.00
Energy Charge	
310.491 kWh @ \$0.08917000	27.69
Demand Charge	
5.786 kW @ \$0.00000000	0.00
Demand Side Management Cost Recovery Program Rider (DSM)	
310.491 kWh @ \$-0.00071800	-0.22
Off-System Sales Profit Sharing Mechanism Rider (PSM)	
310.491 kWh @ \$-0.00448700	-1.39
Electric Fuel Adjustment	
310.491 kWh @ \$0.06157900	19.12
Environmental Surcharge Mechanism Rider (ESM)	6.89
Total Current Charges	\$82.09

Your current rate is Service at Distribution Voltage (DS).

For a complete listing of all Kentucky rates and riders, visit duke-energy.com/rates

Billing details - Taxes

Franchise Fee	\$2.46
Rate Increase For School Tax	2.54
Total Taxes	\$5.00





duke-energy.com
800.774.1202

Your Energy Bill

Service address
GRANT CO SANITARY SEWER DIST
316 CLAIBORNE DR
DRY RIDGE KY 41035

Bill date Jan 3, 2023
For service Dec 1 - Dec 30
30 days

Account number 9101 1700 9859

Billing summary

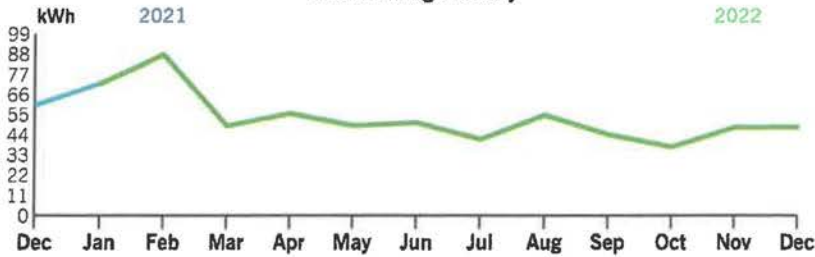
Previous Amount Due	\$21.53
Payment Received Dec 27	-21.53
Current Electric Charges	24.57
Taxes	0.74
Total Amount Due Jan 24	\$25.31



Thank you for your payment.

Your usage snapshot

Electric usage history



Average temperature in degrees

44° 29° 34° 47° 52° 66° 74° 77° 74° 68° 54° 46° 39°

	Current Month	Dec 2021	12-Month Usage	Avg Monthly Usage
Electric (kWh)	48	60	639	53

12-month usage based on most recent history



JAN 18 2023

Late payments are subject to a 5.0% late charge.



Your usage snapshot - Continued

Current Electric Usage		
<u>Meter Number</u>	<u>Usage Type</u>	<u>Billing Period</u>
332567512	Actual	Dec 1 - Dec 30
<u>Usage Values</u>		
Actual kWh		48.184 kWh
Billed kWh		48.184 kWh
Actual Demand-kW		1.204 kW
Billed Demand kW		1.204 kW

Billing details - Electric

Billing Period - Dec 01 to Dec 30	
Meter - 332567512	
Customer Charge	\$15.00
Energy Charge	
48.184 kWh @ \$0.08917000	4.30
Demand Charge	
1.204 kW @ \$0.00000000	0.00
Demand Side Management Cost Recovery Program Rider (DSM)	
48.184 kWh @ \$-0.00071800	-0.03
Off-System Sales Profit Sharing Mechanism Rider (PSM)	
48.184 kWh @ \$-0.00448700	-0.22
Electric Fuel Adjustment	
48.184 kWh @ \$0.06157900	2.97
Environmental Surcharge Mechanism Rider (ESM)	2.55
Total Current Charges	\$24.57

Your current rate is Service at Distribution Voltage (DS).

For a complete listing of all Kentucky rates and riders, visit duke-energy.com/rates

Billing details - Taxes

Rate Increase For School Tax	\$0.74
Total Taxes	\$0.74





duke-energy.com
800.774.1202

Your Energy Bill

Service address
GRANT CO SANITARY SEWER DIST
3846 DIXIE HWY
DRY RIDGE KY 41035

Bill date Jan 3, 2023
For service Dec 1 - Dec 30
30 days

Account number 9101 1969 6751

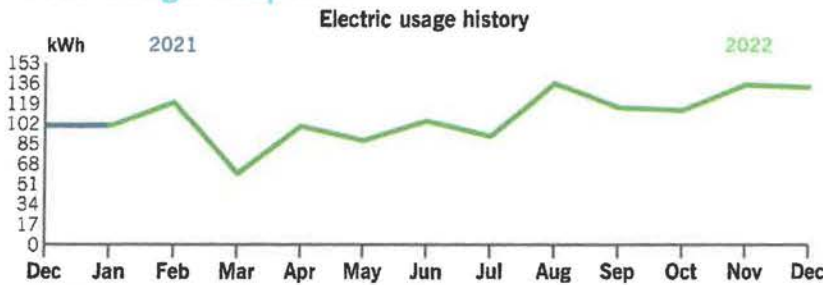
Billing summary

Previous Amount Due	\$47.85
Payment Received Dec 27	-47.85
Current Electric Charges	54.70
Taxes	1.64
Total Amount Due Jan 24	\$56.34



Thank you for your payment.

Your usage snapshot



Average temperature in degrees

44° 29° 34° 47° 52° 66° 74° 77° 74° 68° 54° 46° 39°

	Current Month	Dec 2021	12-Month Usage	Avg Monthly Usage
Electric (kWh)	133	100	1,296	108

12-month usage based on most recent history

PAID

JAN 18 2023

Late payments are subject to a 5.0% late charge.

Your usage snapshot - Continued

Current Electric Usage		
<u>Meter Number</u>	<u>Usage Type</u>	<u>Billing Period</u>
320436900	Actual	Dec 1 - Dec 30
<u>Usage Values</u>		
Actual kWh		132.640 kWh
Billed kWh		132.640 kWh
Actual Demand-kW		5.920 kW
Billed Demand kW		11.566 kW
Measured Demand Off Pk kVA		7.827 kVA
Measured Demand On Pk kVA		7.315 kVA
Power Factor Off Peak		75.636 %
Power Factor On Peak		75.461 %
Power Factor		75.640 %

Billing details - Electric

Billing Period - Dec 01 to Dec 30	
Meter - 320436900	
Customer Charge	\$30.00
Energy Charge	
132.640 kWh @ \$0.08917000	11.83
Demand Charge	
11.566 kW @ \$0.00000000	0.00
Demand Side Management Cost Recovery Program Rider (DSM)	
132.640 kWh @ \$-0.00071800	-0.10
Off-System Sales Profit Sharing Mechanism Rider (PSM)	
132.640 kWh @ \$-0.00448700	-0.60
Electric Fuel Adjustment	
132.640 kWh @ \$0.06157900	8.17
Environmental Surcharge Mechanism Rider (ESM)	5.40
Total Current Charges	\$54.70

Your current rate is Service at Distribution Voltage (DS).

For a complete listing of all Kentucky rates and riders, visit duke-energy.com/rates

Billing details - Taxes

Rate Increase For School Tax	\$1.64
Total Taxes	\$1.64





duke-energy.com
800.774.1202

Your Energy Bill

Service address

GRANT CO SANITARY SEWER DIST
44 KENRICK PL
DRY RIDGE KY 41035

Bill date

Jan 3, 2023

For service

Dec 1 - Dec 30

30 days

Account number **9101 1742 2824**

Billing summary

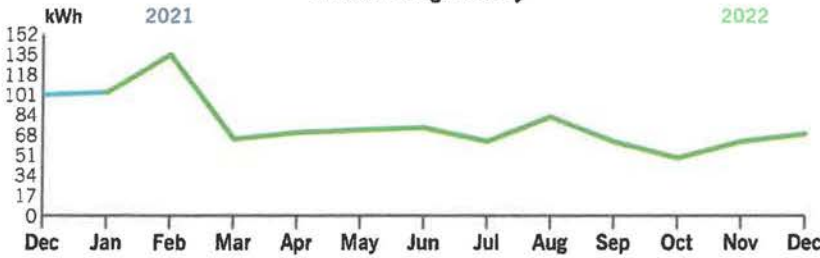
Previous Amount Due	\$23.28
<i>Payment Received Dec 27</i>	-23.28
Current Electric Charges	27.69
Taxes	0.83
Total Amount Due Jan 24	\$28.52



Thank you for your payment.

Your usage snapshot

Electric usage history



Average temperature in degrees

44° 29° 34° 47° 52° 66° 74° 77° 74° 68° 54° 46° 39°

	Current Month	Dec 2021	12-Month Usage	Avg Monthly Usage
Electric (kWh)	69	101	903	75

12-month usage based on most recent history

PAID

JAN 18 2023

Late payments are subject to a 5.0% late charge.



Your usage snapshot - Continued

Current Electric Usage		
<u>Meter Number</u>	<u>Usage Type</u>	<u>Billing Period</u>
320342929	Actual	Dec 1 - Dec 30
<u>Usage Values</u>		
Actual kWh		68.502 kWh
Billed kWh		68.502 kWh
Actual Demand-kW		9.064 kW
Billed Demand kW		9.064 kW

Billing details - Electric

Billing Period - Dec 01 to Dec 30	
Meter - 320342929	
Customer Charge	\$15.00
Energy Charge	
68.502 kWh @ \$0.08917000	6.11
Demand Charge	
9.064 kW @ \$0.00000000	0.00
Demand Side Management Cost Recovery Program Rider (DSM)	
68.502 kWh @ \$-0.00071800	-0.05
Off-System Sales Profit Sharing Mechanism Rider (PSM)	
68.502 kWh @ \$-0.00448700	-0.31
Electric Fuel Adjustment	
68.502 kWh @ \$0.06157900	4.22
Environmental Surcharge Mechanism Rider (ESM)	2.72
Total Current Charges	\$27.69

Your current rate is Service at Distribution Voltage (DS).

For a complete listing of all Kentucky rates and riders, visit duke-energy.com/rates

Billing details - Taxes

Rate Increase For School Tax	\$0.83
Total Taxes	\$0.83





duke-energy.com
800.774.1202

Your Energy Bill

Service address

GRANT CO SANITARY SEWER DIST
210 BARLEY CIR
CRITTENDEN KY 41030

Bill date Jan 3, 2023
For service Dec 1 - Dec 30
30 days

Account number **9101 1784 2888**

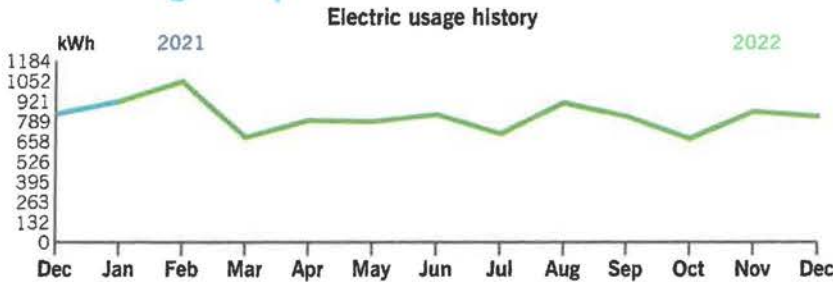
Billing summary

Previous Amount Due	\$124.94
Payment Received Dec 27	-124.94
Current Electric Charges	143.54
Taxes	8.74
Total Amount Due Jan 24	\$152.28



Thank you for your payment.

Your usage snapshot



Average temperature in degrees

44° 29° 34° 47° 62° 66° 74° 77° 74° 68° 54° 46° 39°

	Current Month	Dec 2021	12-Month Usage	Avg Monthly Usage
Electric (kWh)	821	838	9,874	823
12-month usage based on most recent history				



PAID

JAN 18 2023

ACH

Late payments are subject to a 5.0% late charge.



Your usage snapshot - Continued

Current Electric Usage		
<u>Meter Number</u>	<u>Usage Type</u>	<u>Billing Period</u>
320329126	Actual	Dec 1 - Dec 30
<u>Usage Values</u>		
Actual kWh		821.266 kWh
Billed kWh		821.266 kWh
Actual Demand-kW		7.132 kW
Billed Demand kW		7.633 kW

Billing details - Electric

Billing Period - Dec 01 to Dec 30	
Meter - 320329126	
Customer Charge	\$15.00
Energy Charge	
821.266 kWh @ \$0.08917000	73.23
Demand Charge	
7.633 kW @ \$0.00000000	0.00
Demand Side Management Cost Recovery Program Rider (DSM)	
821.266 kWh @ \$-0.00071800	-0.59
Off-System Sales Profit Sharing Mechanism Rider (PSM)	
821.266 kWh @ \$-0.00448700	-3.69
Electric Fuel Adjustment	
821.266 kWh @ \$0.06157900	50.57
Environmental Surcharge Mechanism Rider (ESM)	9.02
Total Current Charges	\$143.54

Your current rate is Service at Distribution Voltage (DS).

For a complete listing of all Kentucky rates and riders, visit duke-energy.com/rates

Billing details - Taxes

Franchise Fee	\$4.31
Rate Increase For School Tax	4.43
Total Taxes	\$8.74





duke-energy.com
800.774.1202

Your Energy Bill

Service address

GRANT CO SANITARY SEWER DIST
175 WALLER DR
CRITTENDEN KY 41030

Bill date

Jan 3, 2023
For service Dec 1 - Dec 30
30 days

Account number **9101 1966 4068**

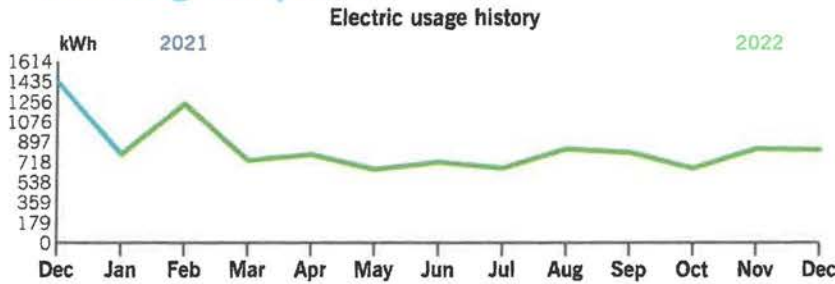
Billing summary

Previous Amount Due	\$138.68
Payment Received Dec 27	-138.68
Current Electric Charges	161.80
Taxes	9.85
Total Amount Due Jan 24	\$171.65



Thank you for your payment.

Your usage snapshot



Average temperature in degrees

44° 29° 34° 47° 52° 66° 74° 77° 74° 68° 64° 46° 39°

	Current Month	Dec 2021	12-Month Usage	Avg Monthly Usage
Electric (kWh)	828	1,435	9,553	796
12-month usage based on most recent history				

PAID

JAN 18 2023

ACH



ENTERED

Late payments are subject to a 5.0% late charge.



Your usage snapshot - Continued

Current Electric Usage		
<u>Meter Number</u>	<u>Usage Type</u>	<u>Billing Period</u>
320329150	Actual	Dec 1 - Dec 30
<u>Usage Values</u>		
Actual kWh		828.392 kWh
Billed kWh		828.392 kWh
Actual Demand-kW		5.028 kW
Billed Demand kW		8.065 kW

Billing details - Electric

Billing Period - Dec 01 to Dec 30	
Meter - 320329150	
Customer Charge	\$30.00
Energy Charge	
828.392 kWh @ \$0.08917000	73.87
Demand Charge	
8.065 kW @ \$0.00000000	0.00
Demand Side Management Cost Recovery Program Rider (DSM)	
828.392 kWh @ \$-0.00071800	-0.59
Off-System Sales Profit Sharing Mechanism Rider (PSM)	
828.392 kWh @ \$-0.00448700	-3.72
Electric Fuel Adjustment	
828.392 kWh @ \$0.06157900	51.01
Environmental Surcharge Mechanism Rider (ESM)	11.23
Total Current Charges	\$161.80

Your current rate is Service at Distribution Voltage (DS).

For a complete listing of all Kentucky rates and riders, visit duke-energy.com/rates

Billing details - Taxes

Franchise Fee	\$4.85
Rate Increase For School Tax	5.00
Total Taxes	\$9.85





duke-energy.com
800.774.1202

Your Energy Bill

Service address
GRANT CO SANITARY SEWER DIST
210 MILO CT
CRITTENDEN KY 41030

Bill date Jan 3, 2023
For service Dec 1 - Dec 30
30 days

Account number 9101 1966 4125

Billing summary

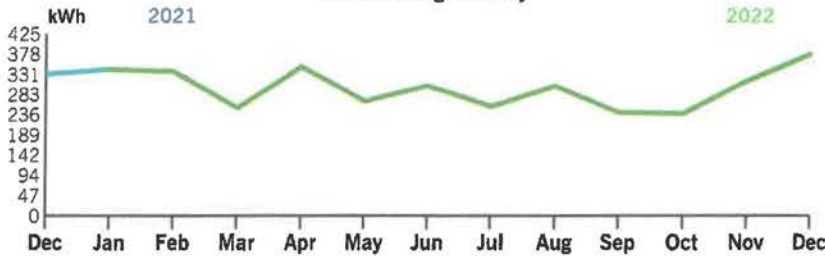
Previous Amount Due	\$56.33
<i>Payment Received Dec 29</i>	-56.33
Current Electric Charges	75.31
Taxes	4.59
Total Amount Due Jan 24	\$79.90



Thank you for your payment.

Your usage snapshot

Electric usage history



Average temperature in degrees

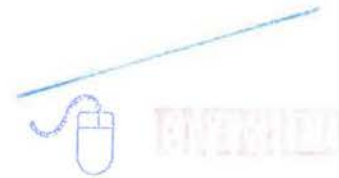
44° 29° 34° 47° 52° 66° 74° 77° 74° 68° 54° 46° 39°

	Current Month	Dec 2021	12-Month Usage	Avg Monthly Usage
Electric (kWh)	378	332	3,594	299

12-month usage based on most recent history

PAID

JAN 18 2023



ENTERED

Late payments are subject to a 5.0% late charge.



Your usage snapshot - Continued

Current Electric Usage		
<u>Meter Number</u>	<u>Usage Type</u>	<u>Billing Period</u>
320329124	Actual	Dec 1 - Dec 30
<u>Usage Values</u>		
Actual kWh		377.949 kWh
Billed kWh		377.949 kWh
Actual Demand-kW		4.860 kW
Billed Demand kW		5.641 kW

Billing details - Electric

Billing Period - Dec 01 to Dec 30	
Meter - 320329124	
Customer Charge	\$15.00
Energy Charge	
377.949 kWh @ \$0.08917000	33.70
Demand Charge	
5.641 kW @ \$0.00000000	0.00
Demand Side Management Cost Recovery Program Rider (DSM)	
377.949 kWh @ \$-0.00071800	-0.27
Off-System Sales Profit Sharing Mechanism Rider (PSM)	
377.949 kWh @ \$-0.00448700	-1.70
Electric Fuel Adjustment	
377.949 kWh @ \$0.06157900	23.27
Environmental Surcharge Mechanism Rider (ESM)	5.31
Total Current Charges	\$75.31

Your current rate is Service at Distribution Voltage (DS).

For a complete listing of all Kentucky rates and riders, visit duke-energy.com/rates

Billing details - Taxes

Franchise Fee	\$2.26
Rate Increase For School Tax	2.33
Total Taxes	\$4.59





duke-energy.com
800.774.1202

Your Energy Bill

Service address
GRANT CO SANITARY SEWER DIST
279 CLAIBORNE DR
DRY RIDGE KY 41035

Bill date Jan 3, 2023
For service Dec 1 - Dec 30
30 days

Account number 9101 1786 0377

Billing summary

Previous Amount Due	\$25.42
Payment Received Dec 27	-25.42
Current Electric Charges	28.87
Taxes	0.87
Total Amount Due Jan 24	\$29.74



Thank you for your payment.

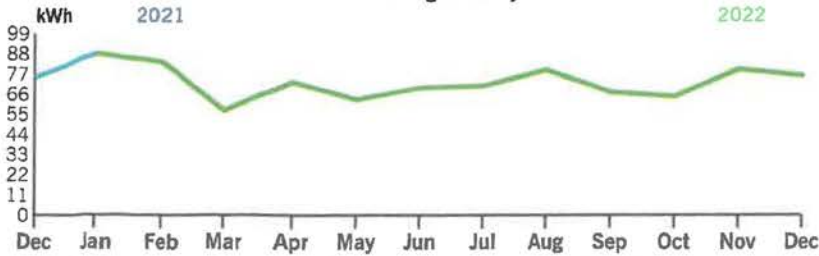
PAID

JAN 18 2023

ACK

Your usage snapshot

Electric usage history



Average temperature in degrees

44° 29° 34° 47° 52° 66° 74° 77° 74° 69° 54° 46° 39°

	Current Month	Dec 2021	12-Month Usage	Avg Monthly Usage
Electric (kWh)	76	75	872	73
12-month usage based on most recent history				



ENTERED

Late payments are subject to a 5.0% late charge.



Your usage snapshot - Continued

Current Electric Usage		
<u>Meter Number</u>	<u>Usage Type</u>	<u>Billing Period</u>
320342928	Actual	Dec 1 - Dec 30
Usage Values		
Actual kWh		76.135 kWh
Billed kWh		76.135 kWh
Actual Demand-kW		0.980 kW
Billed Demand kW		1.591 kW

Billing details - Electric

Billing Period - Dec 01 to Dec 30	
Meter - 320342928	
Customer Charge	\$15.00
Energy Charge	
76.135 kWh @ \$0.08917000	6.79
Demand Charge	
1.591 kW @ \$0.00000000	0.00
Demand Side Management Cost Recovery Program Rider (DSM)	
76.135 kWh @ \$-0.00071800	-0.05
Off-System Sales Profit Sharing Mechanism Rider (PSM)	
76.135 kWh @ \$-0.00448700	-0.34
Electric Fuel Adjustment	
76.135 kWh @ \$0.06157900	4.69
Environmental Surcharge Mechanism Rider (ESM)	2.78
Total Current Charges	\$28.87

Your current rate is Service at Distribution Voltage (DS).

For a complete listing of all Kentucky rates and riders, visit duke-energy.com/rates

Billing details - Taxes

Rate Increase For School Tax	\$0.87
Total Taxes	\$0.87



Your usage snapshot - Continued

Current Electric Usage		
<u>Meter Number</u>	<u>Usage Type</u>	<u>Billing Period</u>
320432037	Actual	Nov 30 - Dec 29
<u>Usage Values</u>		
Actual kWh		927.910 kWh
Billed kWh		927.910 kWh
Actual Demand-kW		4.116 kW
Billed Demand kW		15.833 kW
Measured Demand Off Pk kVA		6.504 kVA
Measured Demand On Pk kVA		6.255 kVA
Power Factor Off Peak		63.284 %
Power Factor On Peak		63.501 %
Power Factor		63.280 %

Billing details - Electric

Billing Period - Nov 30 to Dec 29	
Meter - 320432037	
Customer Charge	\$30.00
Energy Charge	
927.910 kWh @ \$0.08917000	82.74
Demand Charge	
15.000 kW @ \$0.00000000	0.00
Demand Charge	
0.833 kW @ \$9.00000000	7.50
Demand Side Management Cost Recovery Program Rider (DSM)	
927.910 kWh @ \$-0.00071800	-0.67
Off-System Sales Profit Sharing Mechanism Rider (PSM)	
927.910 kWh @ \$-0.00448700	-4.16
Electric Fuel Adjustment	
927.910 kWh @ \$0.06157900	57.14
Environmental Surcharge Mechanism Rider (ESM)	13.13
Total Current Charges	\$185.68

Your current rate is Service at Distribution Voltage (DS).

For a complete listing of all Kentucky rates and riders, visit duke-energy.com/rates

Billing details - Taxes

Franchise Fee	\$5.57
Rate Increase For School Tax	5.74
Total Taxes	\$11.31





duke-energy.com
800.774.1202

Your Energy Bill

Service address

GRANT CO SANITARY SEWER DIST
192 CASE LN
CRITTENDEN KY 41030

Bill date Jan 3, 2023

For service Nov 29 - Dec 28
30 days

Account number **9101 1495 2592**

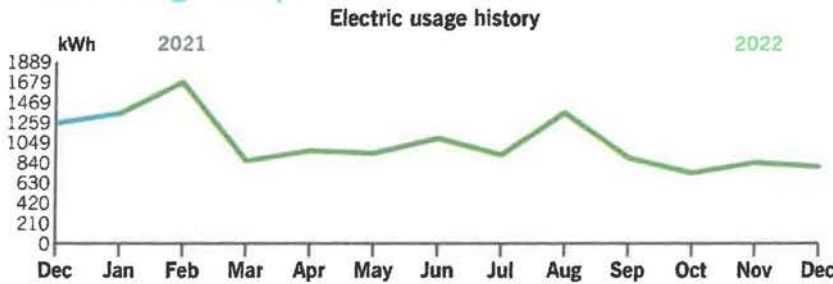
Billing summary

Previous Amount Due	\$158.57
<i>Payment Received Dec 22</i>	-158.57
Current Electric Charges	177.74
Taxes	10.82
Total Amount Due Jan 24	\$188.56



Thank you for your payment.

Your usage snapshot



Average temperature in degrees

44° 29° 34° 47° 52° 66° 74° 77° 74° 68° 54° 46° 41°

	Current Month	Dec 2021	12-Month Usage	Avg Monthly Usage
Electric (kWh)	801	1,252	12,450	1,038

12-month usage based on most recent history



Late payments are subject to a 5.0% late charge.

Your usage snapshot - Continued

Current Electric Usage		
<u>Meter Number</u>	<u>Usage Type</u>	<u>Billing Period</u>
320432042	Actual	Nov 29 - Dec 28
<u>Usage Values</u>		
Actual kWh		801.093 kWh
Billed kWh		801.093 kWh
Actual Demand-kW		5.616 kW
Billed Demand kW		16.959 kW
Measured Demand Off Pk kVA		7.979 kVA
Measured Demand On Pk kVA		7.184 kVA
Power Factor Off Peak		70.384 %
Power Factor On Peak		70.152 %
Power Factor		70.380 %

Billing details - Electric

Billing Period - Nov 29 to Dec 28	
Meter - 320432042	
Customer Charge	\$30.00
Energy Charge	
- 801.093 kWh @ \$0.08917000	71.43
Demand Charge	
15.000 kW @ \$0.00000000	0.00
Demand Charge	
1.959 kW @ \$9.00000000	17.63
Demand Side Management Cost Recovery Program Rider (DSM)	
801.093 kWh @ \$-0.00071800	-0.58
Off-System Sales Profit Sharing Mechanism Rider (PSM)	
801.093 kWh @ \$-0.00448700	-3.59
Electric Fuel Adjustment	
801.093 kWh @ \$0.06157900	49.33
Environmental Surcharge Mechanism Rider (ESM)	13.52
Total Current Charges	\$177.74

Your current rate is Service at Distribution Voltage (DS).

For a complete listing of all Kentucky rates and riders, visit duke-energy.com/rates

Billing details - Taxes

Franchise Fee	\$5.33
Rate Increase For School Tax	5.49
Total Taxes	\$10.82





duke-energy.com
800.774.1202

Your Energy Bill

Service address

GRANT CO SANITARY SEWER DIST
135 PEARTREE LN
CRITTENDEN KY 41030

Bill date

Jan 3, 2023
For service Nov 29 - Dec 28
30 days

Account number **9101 1726 4000**

Billing summary

Previous Amount Due	\$27.50
<i>Payment Received Dec 22</i>	-27.50
Current Electric Charges	30.04
Taxes	1.83
Total Amount Due Jan 24	\$31.87



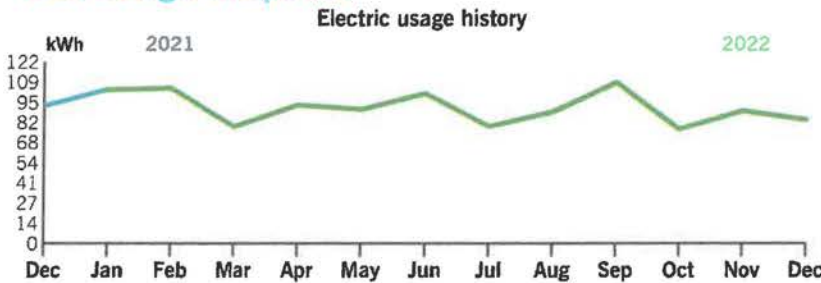
Thank you for your payment.

PAID

JAN 18 2023

ENCLOSURE

Your usage snapshot



Average temperature in degrees

44° 29° 34° 47° 52° 58° 74° 77° 74° 68° 54° 46° 41°

	Current Month	Dec 2021	12-Month Usage	Avg Monthly Usage
Electric (kWh)	84	93	1,102	92

12-month usage based on most recent history

Late payments are subject to a 5.0% late charge.

Your usage snapshot - Continued

Current Electric Usage		
<u>Meter Number</u>	<u>Usage Type</u>	<u>Billing Period</u>
320341465	Actual	Nov 29 - Dec 28
<u>Usage Values</u>		
Actual kWh		83.753 kWh
Billed kWh		83.753 kWh
Actual Demand-kW		0.900 kW
Billed Demand kW		2.904 kW

Billing details - Electric

Billing Period - Nov 29 to Dec 28	
Meter - 320341465	
Customer Charge	\$15.00
Energy Charge	
83.753 kWh @ \$0.08917000	7.47
Demand Charge	
2.904 kW @ \$0.00000000	0.00
Demand Side Management Cost Recovery Program Rider (DSM)	
83.753 kWh @ \$-0.00071800	-0.06
Off-System Sales Profit Sharing Mechanism Rider (PSM)	
83.753 kWh @ \$-0.00448700	-0.38
Electric Fuel Adjustment	
83.753 kWh @ \$0.06157900	5.16
Environmental Surcharge Mechanism Rider (ESM)	2.85
Total Current Charges	\$30.04

Your current rate is Service at Distribution Voltage (DS).

For a complete listing of all Kentucky rates and riders, visit duke-energy.com/rates

Billing details - Taxes

Franchise Fee	\$0.90
Rate Increase For School Tax	0.93
Total Taxes	\$1.83

