



duke-energy.com
800.774.1202

Your Energy Bill

Service address

GRANT CO SANITARY SEWER DIST
316 CLAIBORNE DR
DRY RIDGE KY 41035

Bill date

Nov 2, 2022
For service Sep 30 - Oct 28
29 days

Account number **9101 1700 9859**

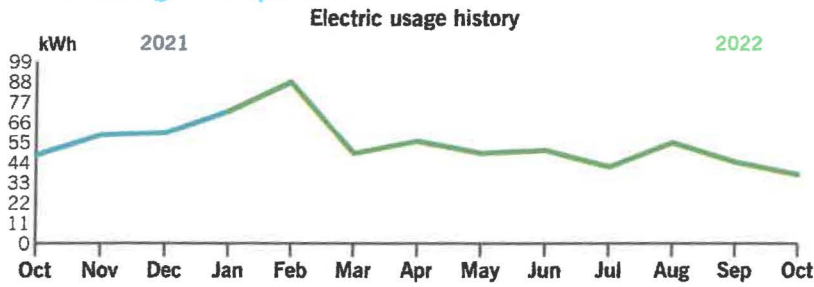
Billing summary

Previous Amount Due	\$21.02
<i>Payment Received Oct 24</i>	-21.02
Current Electric Charges	21.38
Taxes	0.64
Total Amount Due Nov 23	\$22.02



Thank you for your payment.

Your usage snapshot



Average temperature in degrees

62° 42° 44° 29° 34° 47° 52° 66° 74° 77° 74° 68° 53°

	Current Month	Oct 2021	12-Month Usage	Avg Monthly Usage
Electric (kWh)	37	48	661	55
12-month usage based on most recent history				



RECEIVED NOV 07 2022

Late payments are subject to a 5.0% late charge.

Your usage snapshot - Continued

Current Electric Usage		
<u>Meter Number</u>	<u>Usage Type</u>	<u>Billing Period</u>
332567512	Actual	Sep 30 - Oct 28
<u>Usage Values</u>		
Actual kWh		37.407 kWh
Billed kWh		37.407 kWh
Actual Demand-kW		0.928 kW
Billed Demand kW		1.006 kW

Billing details - Electric

Billing Period - Sep 30 to Oct 28	
Meter - 332567512	
Customer Charge	\$15.00
Energy Charge	
37.407 kWh @ \$0.08917000	3.34
Demand Charge	
1.006 kW @ \$0.00000000	0.00
Demand Side Management Cost Recovery Program Rider (DSM)	
37.407 kWh @ \$-0.00071800	-0.03
Off-System Sales Profit Sharing Mechanism Rider (PSM)	
37.407 kWh @ \$-0.00472700	-0.18
Electric Fuel Adjustment	
37.407 kWh @ \$0.05450400	2.04
Environmental Surcharge Mechanism Rider (ESM)	1.21
Total Current Charges	\$21.38

Your current rate is Service at Distribution Voltage (DS).

For a complete listing of all Kentucky rates and riders, visit duke-energy.com/rates

Billing details - Taxes

Rate Increase For School Tax	\$0.64
Total Taxes	\$0.64





duke-energy.com
800.774.1202

Your Energy Bill

Service address

GRANT CO SANITARY SEWER DIST
117 S MAIN ST
CRITTENDEN KY 41030

Bill date Oct 31, 20

For service Sep 28 - Oct 29 da

Account number **9101 1740 168**

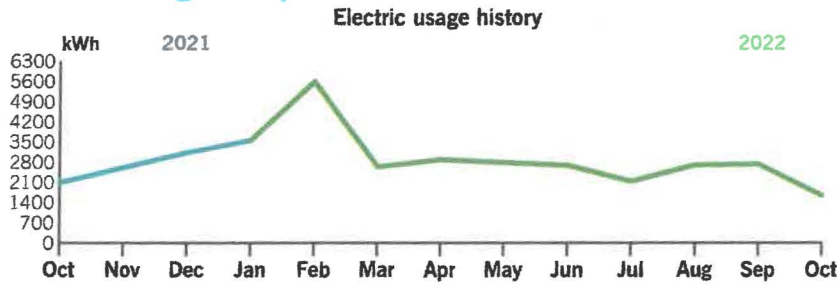
Billing summary

Previous Amount Due	\$483.40
Payment Received Oct 21	-483.40
Current Electric Charges	381.21
Taxes	23.22
Total Amount Due Nov 21	\$404.43



Thank you for your payment.

Your usage snapshot



Average temperature in degrees

62° 42° 44° 29° 34° 47° 52° 66° 74° 77° 74° 68° 55°

	Current Month	Oct 2021	12-Month Usage	Avg Monthly Usage
Electric (kWh)	1,648	2,100	35,174	2,931

12-month usage based on most recent history

RECEIVED NOV 07 2022



Late payments are subject to a 5.0% late charge.



Your usage snapshot - Continued

Current Electric Usage		
<u>Meter Number</u>	<u>Usage Type</u>	<u>Billing Period</u>
320436876	Actual	Sep 28 - Oct 26
<u>Usage Values</u>		
Actual kWh		1,647.800 kWh
Billed kWh		1,647.800 kWh
Actual Demand-kW		13.840 kW
Billed Demand kW		26.887 kW
Measured Demand Off Pk kVA		17.956 kVA
Measured Demand On Pk kVA		17.444 kVA
Power Factor Off Peak		77.077 %
Power Factor On Peak		77.047 %
Power Factor		77.080 %

Billing details - Electric

Billing Period - Sep 28 to Oct 26	
Meter - 320436876	
Customer Charge	\$30.00
Energy Charge	
1,647.800 kWh @ \$0.08917000	146.93
Demand Charge	
15.000 kW @ \$0.00000000	0.00
Demand Charge	
11.887 kW @ \$9.00000000	106.98
Demand Side Management Cost Recovery Program Rider (DSM)	
1,647.800 kWh @ \$-0.00071800	-1.18
Off-System Sales Profit Sharing Mechanism Rider (PSM)	
1,647.800 kWh @ \$-0.00472700	-7.79
Electric Fuel Adjustment	
1,647.800 kWh @ \$0.05450400	89.81
Environmental Surcharge Mechanism Rider (ESM)	16.46
Total Current Charges	\$381.21

Your current rate is Service at Distribution Voltage (DS).

For a complete listing of all Kentucky rates and riders, visit duke-energy.com/rates

Billing details - Taxes

Franchise Fee	\$11.44
Rate Increase For School Tax	11.78
Total Taxes	\$23.22



kh dak duke bills 2022102600505 18 of 66 18470 nnnnnnnn



duke-energy.com
800.774.1202

Your Energy Bill

Page 1 of

Service address

GRANT CO SANITARY SEWER DIST
43 TIMBERWOOD DR
CRITTENDEN KY 41030

Bill date Oct 31, 2021

For service Sep 28 - Oct 26
29 days

Account number **9101 1804 3904**

Billing summary

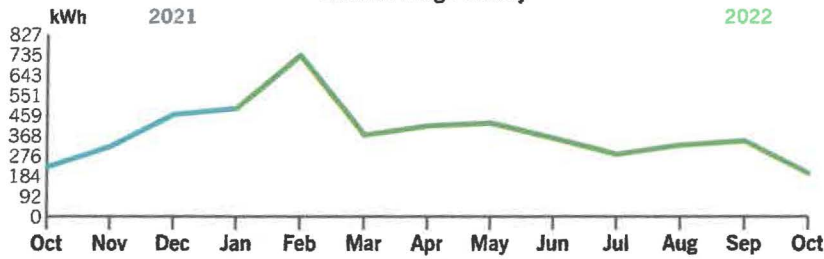
Previous Amount Due	\$71.49
<i>Payment Received Oct 24</i>	-71.49
Current Electric Charges	60.22
Taxes	3.67
Total Amount Due Nov 21	\$63.89



Thank you for your payment.

Your usage snapshot

Electric usage history



Average temperature in degrees

62° 42° 44° 29° 34° 47° 52° 66° 74° 77° 74° 68° 55°

	Current Month	Oct 2021	12-Month Usage	Avg Monthly Usage
Electric (kWh)	197	225	4,727	394
12-month usage based on most recent history				

RECEIVED NOV 07 2022



Late payments are subject to a 5.0% late charge.



Your usage snapshot - Continued

Current Electric Usage		
<u>Meter Number</u>	<u>Usage Type</u>	<u>Billing Period</u>
320432043	Actual	Sep 28 - Oct 26
<u>Usage Values</u>		
Actual kWh		197.378 kWh
Billed kWh		197.378 kWh
Actual Demand-kW		4.628 kW
Billed Demand kW		5.786 kW
Measured Demand Off Pk kVA		4.794 kVA
Measured Demand On Pk kVA		5.210 kVA
Power Factor Off Peak		87.278 %
Power Factor On Peak		88.836 %
Power Factor		88.840 %

Billing details - Electric

Billing Period - Sep 28 to Oct 26	
Meter - 320432043	
Customer Charge	\$30.00
Energy Charge	
197.378 kWh @ \$0.08917000	17.60
Demand Charge	
5.786 kW @ \$0.00000000	0.00
Demand Side Management Cost Recovery Program Rider (DSM)	
197.378 kWh @ \$-0.00071800	-0.14
Off-System Sales Profit Sharing Mechanism Rider (PSM)	
197.378 kWh @ \$-0.00472700	-0.93
Electric Fuel Adjustment	
197.378 kWh @ \$0.05450400	10.76
Environmental Surcharge Mechanism Rider (ESM)	2.93
Total Current Charges	\$60.22

Your current rate is Service at Distribution Voltage (DS).

For a complete listing of all Kentucky rates and riders, visit duke-energy.com/rates

Billing details - Taxes

Franchise Fee	\$1.81
Rate Increase For School Tax	1.86
Total Taxes	\$3.67

kb.dek.duke.bills.2022.1028202.52.5.18.rtf-18499-0000000000





duke-energy.com
800.774.1202

Your Energy Bill

Service address
GRANT CO SANITARY SEWER DIST
135 PEARTREE LN
CRITTENDEN KY 41030

Bill date Oct 31, 2022
For service Sep 28 - Oct 26
29 days

Account number 9101 1726 4000

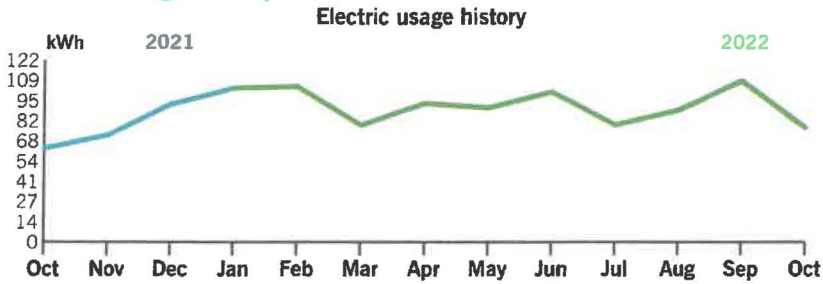
Billing summary

Previous Amount Due	\$28.77
Payment Received Oct 21	-28.77
Current Electric Charges	27.05
Taxes	1.65
Total Amount Due Nov 21	\$28.70



Thank you for your payment.

Your usage snapshot



Average temperature in degrees

62° 42° 44° 29° 34° 47° 52° 66° 74° 77° 74° 68° 55°

	Current Month	Oct 2021	12-Month Usage	Avg Monthly Usage
Electric (kWh)	77	63	1,093	91

12-month usage based on most recent history

RECEIVED NOV 07 2022



Late payments are subject to a 5.0% late charge.



Your usage snapshot - Continued

Current Electric Usage		
<u>Meter Number</u>	<u>Usage Type</u>	<u>Billing Period</u>
320341465	Actual	Sep 28 - Oct 26
<u>Usage Values</u>		
Actual kWh		77.267 kWh
Billed kWh		77.267 kWh
Actual Demand-kW		0.604 kW
Billed Demand kW		2.904 kW

Billing details - Electric

Billing Period - Sep 28 to Oct 26	
Meter - 320341465	
Customer Charge	\$15.00
Energy Charge	
77.267 kWh @ \$0.08917000	6.89
Demand Charge	
2.904 kW @ \$0.00000000	0.00
Demand Side Management Cost Recovery Program Rider (DSM)	
77.267 kWh @ \$-0.00071800	-0.06
Off-System Sales Profit Sharing Mechanism Rider (PSM)	
77.267 kWh @ \$-0.00472700	-0.37
Electric Fuel Adjustment	
77.267 kWh @ \$0.05450400	4.21
Environmental Surcharge Mechanism Rider (ESM)	1.38
Total Current Charges	\$27.05

Your current rate is Service at Distribution Voltage (DS).

For a complete listing of all Kentucky rates and riders, visit duke-energy.com/rates

Billing details - Taxes

Franchise Fee	\$0.81
Rate Increase For School Tax	0.84
Total Taxes	\$1.65





duke-energy.com
800.774.1202

Your Energy Bill

Service address
GRANT CO SANITARY SEWER DIST
192 CASE LN
CRITTENDEN KY 41030

Bill date Oct 31, 2022
For service Sep 28 - Oct 26
29 days

Account number 9101 1495 2592

Billing summary

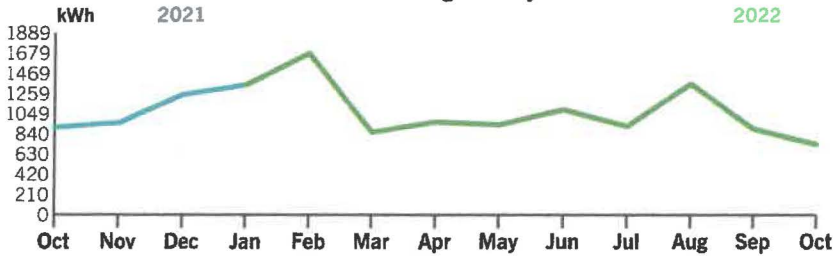
Previous Amount Due	\$151.74
<i>Payment Received Oct 21</i>	-151.74
Current Electric Charges	155.30
Taxes	9.46
Total Amount Due Nov 21	\$164.76



Thank you for your payment.

Your usage snapshot

Electric usage history



Average temperature in degrees

62° 42° 44° 29° 34° 47° 52° 66° 74° 77° 74° 68° 55°

	Current Month	Oct 2021	12-Month Usage	Avg Monthly Usage
Electric (kWh)	733	910	13,014	1,084

12-month usage based on most recent history

RECEIVED NOV 07 2022



ENTERED

Late payments are subject to a 5.0% late charge.

kb.duk.duke.bills.2022.10280705.10.45.4040F.AAAAAA



Your usage snapshot - Continued

Current Electric Usage		
<u>Meter Number</u>	<u>Usage Type</u>	<u>Billing Period</u>
320432042	Actual	Sep 28 - Oct 26
<u>Usage Values</u>		
Actual kWh		732.773 kWh
Billed kWh		732.773 kWh
Actual Demand-kW		5.864 kW
Billed Demand kW		16.959 kW
Measured Demand Off Pk kVA		8.296 kVA
Measured Demand On Pk kVA		7.543 kVA
Power Factor Off Peak		70.687 %
Power Factor On Peak		70.472 %
Power Factor		70.690 %

Billing details - Electric

Billing Period - Sep 28 to Oct 26	
Meter - 320432042	
Customer Charge	\$30.00
Energy Charge	
732.773 kWh @ \$0.08917000	65.34
Demand Charge	
15.000 kW @ \$0.00000000	0.00
Demand Charge	
1.959 kW @ \$9.00000000	17.63
Demand Side Management Cost Recovery Program Rider (DSM)	
732.773 kWh @ \$-0.00071800	-0.53
Off-System Sales Profit Sharing Mechanism Rider (PSM)	
732.773 kWh @ \$-0.00472700	-3.46
Electric Fuel Adjustment	
732.773 kWh @ \$0.05450400	39.94
Environmental Surcharge Mechanism Rider (ESM)	6.38
Total Current Charges	\$155.30

Your current rate is Service at Distribution Voltage (DS).

For a complete listing of all Kentucky rates and riders, visit duke-energy.com/rates

Billing details - Taxes

Franchise Fee	\$4.66
Rate Increase For School Tax	4.80
Total Taxes	\$9.46





duke-energy.com
800.774.1202

Your Energy Bill

Page

Service address
GRANT CO SANITARY SEWER DIST
420 RUSSELL DR
CRITTENDEN KY 41030

Bill date Oct 31, 2021
For service Sep 28 - Oct 29, 2021

Account number 9101 1952 51

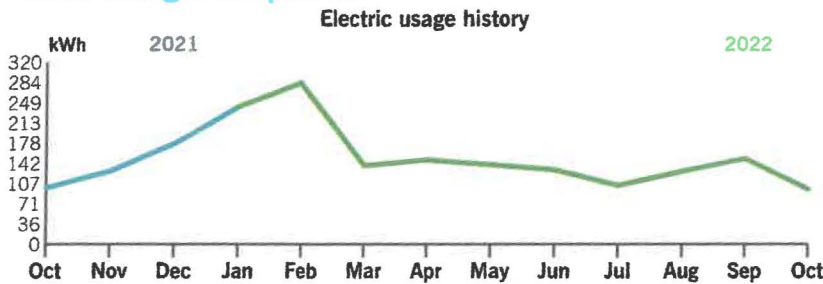
Billing summary

Previous Amount Due	\$50.15
Payment Received Oct 21	-50.15
Current Electric Charges	45.89
Taxes	2.79
Total Amount Due Nov 21	\$48.68



Thank you for your payment.


Your usage snapshot



Average temperature in degrees

62° 42° 44° 29° 34° 47° 52° 56° 74° 77° 74° 68° 55°

	Current Month	Oct 2021	12-Month Usage	Avg Monthly Usage
Electric (kWh)	97	99	1,869	156
12-month usage based on most recent history				



RECEIVED NOV 17 2022

Late payments are subject to a 5.0% late charge.



Your usage snapshot - Continued

Current Electric Usage		
<u>Meter Number</u>	<u>Usage Type</u>	<u>Billing Period</u>
320432045	Actual	Sep 28 - Oct 26
<u>Usage Values</u>		
Actual kWh		96.746 kWh
Billed kWh		96.746 kWh
Actual Demand-kW		2.840 kW
Billed Demand kW		6.319 kW
Measured Demand Off Pk kVA		4.042 kVA
Measured Demand On Pk kVA		3.881 kVA
Power Factor Off Peak		70.264 %
Power Factor On Peak		70.608 %
Power Factor		70.260 %

Billing details - Electric

Billing Period - Sep 28 to Oct 26	
Meter - 320432045	
Customer Charge	\$30.00
Energy Charge	
96.746 kWh @ \$0.08917000	8.63
Demand Charge	
6.319 kW @ \$0.00000000	0.00
Demand Side Management Cost Recovery Program Rider (DSM)	
96.746 kWh @ \$-0.00071800	-0.07
Off-System Sales Profit Sharing Mechanism Rider (PSM)	
96.746 kWh @ \$-0.00472700	-0.46
Electric Fuel Adjustment	
96.746 kWh @ \$0.05450400	5.27
Environmental Surcharge Mechanism Rider (ESM)	2.52
Total Current Charges	\$45.89

Your current rate is Service at Distribution Voltage (DS).

For a complete listing of all Kentucky rates and riders, visit duke-energy.com/rates

Billing details - Taxes

Franchise Fee	\$1.37
Rate Increase For School Tax	1.42
Total Taxes	\$2.79





duke-energy.com
800.774.1202

Your Energy Bill

Service address

GRANT CO SANITARY SEWER DIST
44 KENRICK PL
DRY RIDGE KY 41035

Bill date

Nov 2, 2022
For service Sep 30 - Oct 28
29 days

Account number **9101 1742 2824**

Billing summary

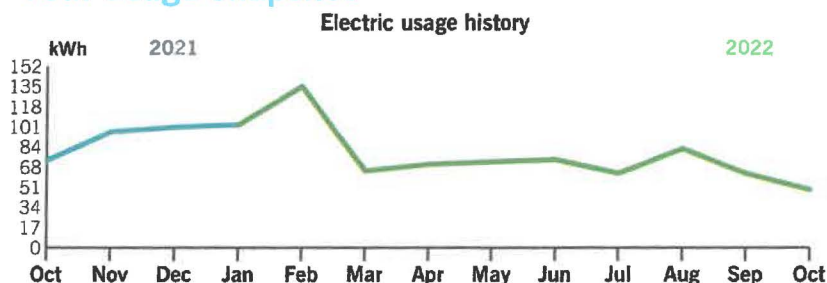
Previous Amount Due	\$22.93
Payment Received Oct 24	-22.93
Current Electric Charges	22.95
Taxes	0.69
Total Amount Due Nov 23	\$23.64



Thank you for your payment.

RECEIVED NOV 17 2022

Your usage snapshot



Average temperature in degrees

62° 42° 44° 29° 34° 47° 52° 66° 74° 77° 74° 68° 53°

	Current Month	Oct 2021	12-Month Usage	Avg Monthly Usage
Electric (kWh)	48	73	971	81
12-month usage based on most recent history				



Late payments are subject to a 5.0% late charge.



Your usage snapshot - Continued

Current Electric Usage		
<u>Meter Number</u>	<u>Usage Type</u>	<u>Billing Period</u>
320342929	Actual	Sep 30 - Oct 28
<u>Usage Values</u>		
Actual kWh		48.376 kWh
Billed kWh		48.376 kWh
Actual Demand-kW		4.436 kW
Billed Demand kW		5.705 kW

Billing details - Electric

Billing Period - Sep 30 to Oct 28	
Meter - 320342929	
Customer Charge	\$15.00
Energy Charge	
48.376 kWh @ \$0.08917000	4.31
Demand Charge	
5.705 kW @ \$0.00000000	0.00
Demand Side Management Cost Recovery Program Rider (DSM)	
48.376 kWh @ \$-0.00071800	-0.03
Off-System Sales Profit Sharing Mechanism Rider (PSM)	
48.376 kWh @ \$-0.00472700	-0.23
Electric Fuel Adjustment	
48.376 kWh @ \$0.05450400	2.64
Environmental Surcharge Mechanism Rider (ESM)	1.26
Total Current Charges	\$22.95

Your current rate is Service at Distribution Voltage (DS).

For a complete listing of all Kentucky rates and riders, visit duke-energy.com/rates

Billing details - Taxes

Rate Increase For School Tax	\$0.69
Total Taxes	\$0.69

kb.duk.duke.bills.20221101193751.26.aip-801-000000396





duke-energy.com
800.774.1202

Your Energy Bill

Service address

GRANT CO SANITARY SEWER DIST
175 WALLER DR
CRITTENDEN KY 41030

Bill date

Nov 2, 2022
For service Sep 30 - Oct 28
29 days

Account number **9101 1966 4068**

Billing summary

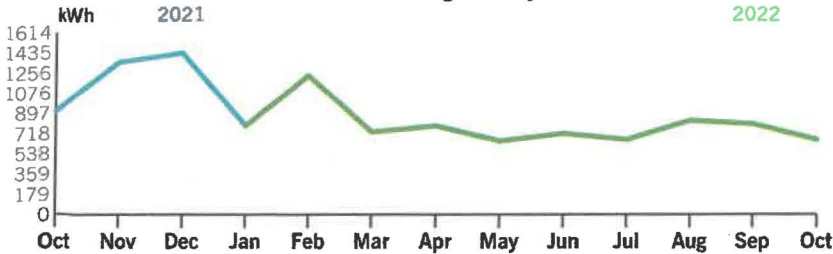
Previous Amount Due	\$122.13
Payment Received Oct 24	-122.13
Current Electric Charges	126.62
Taxes	7.71
Total Amount Due Nov 23	\$134.33



Thank you for your payment.

Your usage snapshot

Electric usage history



Average temperature in degrees

62° 42° 44° 29° 34° 47° 52° 66° 74° 77° 74° 68° 53°

	Current Month	Oct 2021	12-Month Usage	Avg Monthly Usage
Electric (kWh)	664	913	10,676	890
12-month usage based on most recent history				



RECEIVED NOV 07 2022

Late payments are subject to a 5.0% late charge.



Your usage snapshot - Continued

Current Electric Usage		
<u>Meter Number</u>	<u>Usage Type</u>	<u>Billing Period</u>
320329150	Actual	Sep 30 - Oct 28
<u>Usage Values</u>		
Actual kWh		663.906 kWh
Billed kWh		663.906 kWh
Actual Demand-kW		5.048 kW
Billed Demand kW		8.065 kW

Billing details - Electric

Billing Period - Sep 30 to Oct 28	
Meter - 320329150	
Customer Charge	\$30.00
Energy Charge	
663.906 kWh @ \$0.08917000	59.20
Demand Charge	
8.065 kW @ \$0.00000000	0.00
Demand Side Management Cost Recovery Program Rider (DSM)	
663.906 kWh @ \$-0.00071800	-0.48
Off-System Sales Profit Sharing Mechanism Rider (PSM)	
663.906 kWh @ \$-0.00472700	-3.14
Electric Fuel Adjustment	
663.906 kWh @ \$0.05450400	36.19
Environmental Surcharge Mechanism Rider (ESM)	4.85
Total Current Charges	\$126.62

Your current rate is Service at Distribution Voltage (DS).

For a complete listing of all Kentucky rates and riders, visit duke-energy.com/rates

kb.dek.duke.bills.20221101193751.26.afp-605-000000396

Billing details - Taxes

Franchise Fee	\$3.80
Rate Increase For School Tax	3.91
Total Taxes	\$7.71





duke-energy.com
800.774.1202

Your Energy Bill

Service address

GRANT CO SANITARY SEWER DIST
38 ST RT 491
CRITTENDEN KY 41030

Bill date

Nov 1, 2022
For service Sep 30 - Oct 28
29 days

Account number **9101 1862 2098**

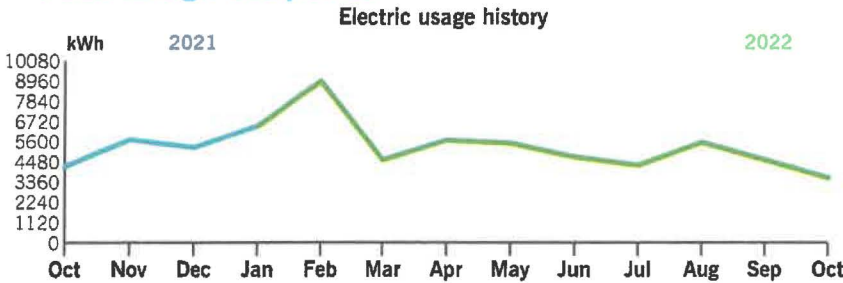
Billing summary

Previous Amount Due	\$644.53
<i>Payment Received Oct 24</i>	-644.53
Current Electric Charges	574.73
Taxes	35.00
Total Amount Due Nov 22	\$609.73



Thank you for your payment.

Your usage snapshot



Average temperature in degrees

62° 42° 44° 29° 34° 47° 52° 66° 72° 77° 74° 68° 53°

	Current Month	Oct 2021	12-Month Usage	Avg Monthly Usage
Electric (kWh)	3,584	4,240	65,007	5,417
12-month usage based on most recent history				



ENTERED

RECEIVED NOV 3 7 2022

Late payments are subject to a 5.0% late charge.



Your usage snapshot - Continued

Current Electric Usage		
<u>Meter Number</u>	<u>Usage Type</u>	<u>Billing Period</u>
320431511	Actual	Sep 30 - Oct 28
<u>Usage Values</u>		
Actual kWh		3,584.440 kWh
Billed kWh		3,584.440 kWh
Actual Demand-kW		14.080 kW
Billed Demand kW		18.360 kW
Measured Demand Off Pk kVA		14.103 kVA
Measured Demand On Pk kVA		13.943 kVA
Power Factor Off Peak		99.839 %
Power Factor On Peak		99.835 %
Power Factor		99.840 %

Billing details - Electric

Billing Period - Sep 30 to Oct 28	
Meter - 320431511	
Customer Charge	\$30.00
Energy Charge	
3,584.440 kWh @ \$0.08917000	319.62
Demand Charge	
15.000 kW @ \$0.00000000	0.00
Demand Charge	
3.360 kW @ \$9.00000000	30.24
Demand Side Management Cost Recovery Program Rider (DSM)	
3,584.440 kWh @ \$-0.00071800	-2.57
Off-System Sales Profit Sharing Mechanism Rider (PSM)	
3,584.440 kWh @ \$-0.00472700	-16.94
Electric Fuel Adjustment	
3,584.440 kWh @ \$0.05450400	195.37
Environmental Surcharge Mechanism Rider (ESM)	19.01
Total Current Charges	\$574.73

Your current rate is Service at Distribution Voltage (DS).

For a complete listing of all Kentucky rates and riders, visit duke-energy.com/rates

Billing details - Taxes

Franchise Fee	\$17.24
Rate Increase For School Tax	17.76
Total Taxes	\$35.00





duke-energy.com
800.774.1202

Your Energy Bill

Service address
GRANT CO SANITARY SEWER DIST
3180 ANGELA DR LOT 46
DRY RIDGE KY 41035

Bill date Nov 2, 2022
For service Sep 30 - Oct 28
29 days

Account number 9101 1784 0737

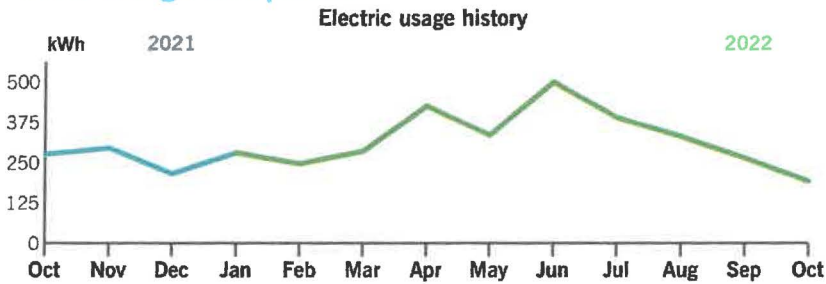
Billing summary

Previous Amount Due	\$44.47
Payment Received Oct 24	-44.47
Current Electric Charges	43.21
Taxes	1.30
Total Amount Due Nov 23	\$44.51



Thank you for your payment.

Your usage snapshot



Average temperature in degrees

62° 42° 44° 29° 34° 47° 52° 66° 74° 77° 74° 68° 53°

	Current Month	Oct 2021	12-Month Usage	Avg Monthly Usage
Electric (kWh)	191	275	3,753	313
12-month usage based on most recent history				



ENTERED

RECEIVED NOV 07 2022

Late payments are subject to a 5.0% late charge.



Your usage snapshot - Continued

Current Electric Usage		
<u>Meter Number</u>	<u>Usage Type</u>	<u>Billing Period</u>
320006804	Actual	Sep 30 - Oct 28
<u>Usage Values</u>		
Actual kWh		190.754 kWh
Billed kWh		190.754 kWh
Actual Demand-kW		4.752 kW
Billed Demand kW		5.552 kW

Billing details - Electric

Billing Period - Sep 30 to Oct 28	
Meter - 320006804	
Customer Charge	\$15.00
Energy Charge	
190.754 kWh @ \$0.08917000	17.01
Demand Charge	
5.552 kW @ \$0.00000000	0.00
Demand Side Management Cost Recovery Program Rider (DSM)	
190.754 kWh @ \$-0.00071800	-0.14
Off-System Sales Profit Sharing Mechanism Rider (PSM)	
190.754 kWh @ \$-0.00472700	-0.90
Electric Fuel Adjustment	
190.754 kWh @ \$0.05450400	10.40
Environmental Surcharge Mechanism Rider (ESM)	1.84
Total Current Charges	\$43.21

Your current rate is Service at Distribution Voltage (DS).

For a complete listing of all Kentucky rates and riders, visit duke-energy.com/rates

Billing details - Taxes

Rate Increase For School Tax	\$1.30
Total Taxes	\$1.30

kb.duk.duke.bills.20221101193751.28.afp-789-000000398





duke-energy.com
800.774.1202

Your Energy Bill

Service address

GRANT CO SANITARY SEWER DIST
3846 DIXIE HWY
DRY RIDGE KY 41035

Bill date Nov 2, 2022

For service Sep 30 - Oct 28
29 days

Account number 9101 1969 6751

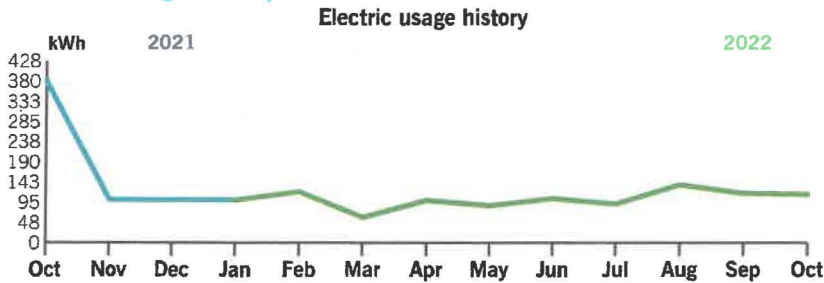
Billing summary

Previous Amount Due	\$44.98
Payment Received Oct 24	-44.98
Current Electric Charges	48.25
Taxes	1.45
Total Amount Due Nov 23	\$49.70



Thank you for your payment.

Your usage snapshot



Average temperature in degrees

62° 42° 44° 29° 34° 47° 52° 66° 74° 77° 74° 68° 53°

	Current Month	Oct 2021	12-Month Usage	Avg Monthly Usage
Electric (kWh)	113	380	1,228	102

12-month usage based on most recent history



RECEIVED NOV 07 2022

Late payments are subject to a 5.0% late charge.



Your usage snapshot - Continued

Current Electric Usage		
<u>Meter Number</u>	<u>Usage Type</u>	<u>Billing Period</u>
320436900	Actual	Sep 30 - Oct 28
<u>Usage Values</u>		
Actual kWh		113.400 kWh
Billed kWh		113.400 kWh
Actual Demand-kW		5.840 kW
Billed Demand kW		11.566 kW
Measured Demand Off Pk kVA		7.820 kVA
Measured Demand On Pk kVA		7.873 kVA
Power Factor Off Peak		74.684 %
Power Factor On Peak		74.178 %
Power Factor		75.710 %

Billing details - Electric

Billing Period - Sep 30 to Oct 28	
Meter - 320436900	
Customer Charge	\$30.00
Energy Charge	
113.400 kWh @ \$0.08917000	10.11
Demand Charge	
11.566 kW @ \$0.00000000	0.00
Demand Side Management Cost Recovery Program Rider (DSM)	
113.400 kWh @ \$-0.00071800	-0.08
Off-System Sales Profit Sharing Mechanism Rider (PSM)	
113.400 kWh @ \$-0.00472700	-0.54
Electric Fuel Adjustment	
113.400 kWh @ \$0.05450400	6.18
Environmental Surcharge Mechanism Rider (ESM)	2.58
Total Current Charges	\$48.25

Your current rate is Service at Distribution Voltage (DS).

For a complete listing of all Kentucky rates and riders, visit duke-energy.com/rates

Billing details - Taxes

Rate Increase For School Tax	\$1.45
Total Taxes	\$1.45





duke-energy.com
800.774.1202

Your Energy Bill

Service address

GRANT CO SANITARY SEWER DIST
279 CLAIBORNE DR
DRY RIDGE KY 41035

Bill date Nov 2, 2022
For service Sep 30 - Oct 28
29 days

Account number **9101 1786 0377**

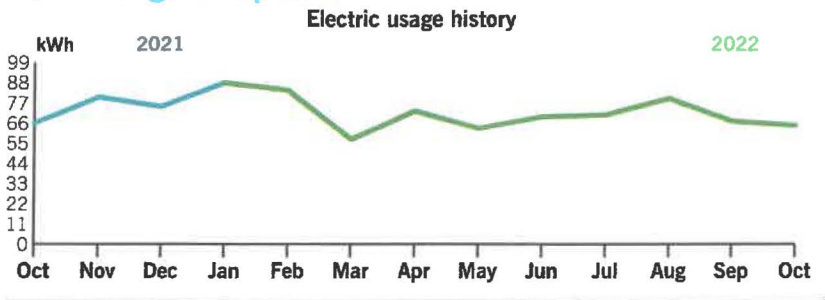
Billing summary

Previous Amount Due	\$23.47
Payment Received Oct 24	-23.47
Current Electric Charges	25.27
Taxes	0.76
Total Amount Due Nov 23	\$26.03



Thank you for your payment.

Your usage snapshot



Average temperature in degrees

62° 42° 44° 29° 34° 47° 52° 66° 74° 77° 74° 68° 53°

	Current Month	Oct 2021	12-Month Usage	Avg Monthly Usage
Electric (kWh)	65	66	872	73
12-month usage based on most recent history				



ENTERED

RECEIVED NOV 07 2022

Late payments are subject to a 5.0% late charge.



Your usage snapshot - Continued

Current Electric Usage		
<u>Meter Number</u>	<u>Usage Type</u>	<u>Billing Period</u>
320342928	Actual	Sep 30 - Oct 28
<u>Usage Values</u>		
Actual kWh		64.756 kWh
Billed kWh		64.756 kWh
Actual Demand-kW		0.992 kW
Billed Demand kW		1.591 kW

Billing details - Electric

Billing Period - Sep 30 to Oct 28	
Meter - 320342928	
Customer Charge	\$15.00
Energy Charge	
64.756 kWh @ \$0.08917000	5.77
Demand Charge	
1.591 kW @ \$0.00000000	0.00
Demand Side Management Cost Recovery Program Rider (DSM)	
64.756 kWh @ \$-0.00071800	-0.05
Off-System Sales Profit Sharing Mechanism Rider (PSM)	
64.756 kWh @ \$-0.00472700	-0.31
Electric Fuel Adjustment	
64.756 kWh @ \$0.05450400	3.53
Environmental Surcharge Mechanism Rider (ESM)	1.33
Total Current Charges	\$25.27

Your current rate is Service at Distribution Voltage (DS).

For a complete listing of all Kentucky rates and riders, visit duke-energy.com/rates

kb.duk.duke.bills.20221101193751.26.afp-761-000000399

Billing details - Taxes

Rate Increase For School Tax	\$0.76
Total Taxes	\$0.76





duke-energy.com
800.774.1202

Your Energy Bill

Service address
GRANT CO SANITARY SEWER DIST
164 QUAIL DR
CRITTENDEN KY 41030

Bill date Nov 2, 2022
For service Sep 29 - Oct 27
29 days

Account number 9101 1936 6079

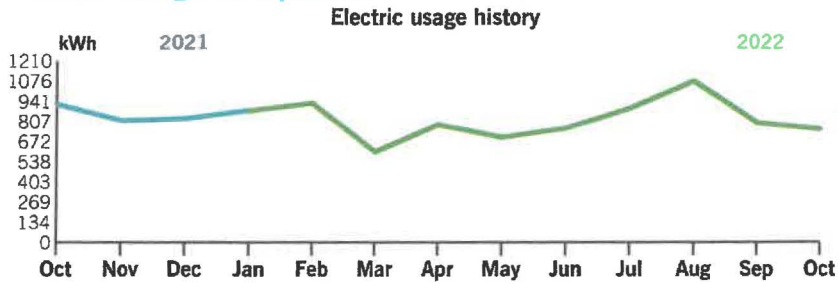
Billing summary

Previous Amount Due	\$129.55
Payment Received Oct 24	-129.55
Current Electric Charges	147.36
Taxes	8.97
Total Amount Due Nov 23	\$156.33



Thank you for your payment.

Your usage snapshot



Average temperature in degrees

62° 42° 44° 29° 34° 47° 52° 66° 74° 77° 74° 68° 54°

	Current Month	Oct 2021	12-Month Usage	Avg Monthly Usage
Electric (kWh)	753	920	9,815	818
12-month usage based on most recent history				

ENTERED

RECEIVED NOV 07 2022

Late payments are subject to a 5.0% late charge.



Your usage snapshot - Continued

Current Electric Usage		
<u>Meter Number</u>	<u>Usage Type</u>	<u>Billing Period</u>
320432037	Actual	Sep 29 - Oct 27
Usage Values		
Actual kWh		753.182 kWh
Billed kWh		753.182 kWh
Actual Demand-kW		4.008 kW
Billed Demand kW		15.833 kW
Measured Demand Off Pk kVA		6.095 kVA
Measured Demand On Pk kVA		5.408 kVA
Power Factor Off Peak		65.757 %
Power Factor On Peak		63.457 %
Power Factor		65.760 %

Billing details - Electric

Billing Period - Sep 29 to Oct 27	
Meter - 320432037	
Customer Charge	\$30.00
Energy Charge	
753.182 kWh @ \$0.08917000	67.16
Demand Charge	
15.000 kW @ \$0.00000000	0.00
Demand Charge	
0.833 kW @ \$9.00000000	7.50
Demand Side Management Cost Recovery Program Rider (DSM)	
753.182 kWh @ \$-0.00071800	-0.54
Off-System Sales Profit Sharing Mechanism Rider (PSM)	
753.182 kWh @ \$-0.00472700	-3.56
Electric Fuel Adjustment	
753.182 kWh @ \$0.05450400	41.05
Environmental Surcharge Mechanism Rider (ESM)	5.75
Total Current Charges	\$147.36

Your current rate is Service at Distribution Voltage (DS).

For a complete listing of all Kentucky rates and riders, visit duke-energy.com/rates

Billing details - Taxes

Franchise Fee	\$4.42
Rate Increase For School Tax	4.55
Total Taxes	\$8.97





duke-energy.com
800.774.1202

Your Energy Bill

Service address

GRANT CO SANITARY SEWER DIST
105 MILLER DR
CRITTENDEN KY 41030

Bill date Oct 31, 2022

For service Sep 28 - Oct 26
29 days

Account number **9101 1780 4387**

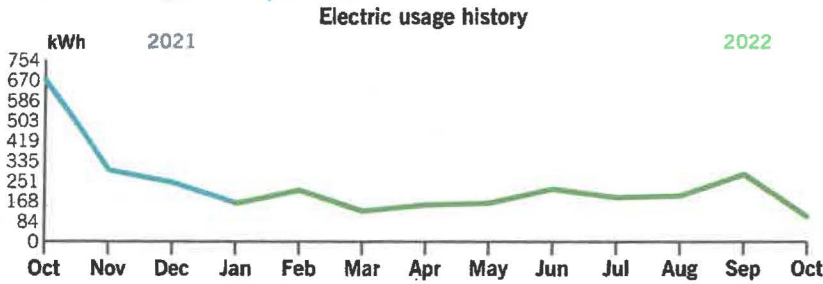
Billing summary

Previous Amount Due	\$64.26
Payment Received Oct 21	-64.26
Current Electric Charges	46.90
Taxes	2.86
Total Amount Due Nov 21	\$49.76



Thank you for your payment.

Your usage snapshot



Average temperature in degrees

62° 42° 44° 29° 34° 47° 52° 66° 74° 77° 74° 68° 55°

	Current Month	Oct 2021	12-Month Usage	Avg Monthly Usage
Electric (kWh)	104	670	2,323	194

12-month usage based on most recent history



RECEIVED NOV 6 7 2022

Late payments are subject to a 5.0% late charge.



Your usage snapshot - Continued

Current Electric Usage		
<u>Meter Number</u>	<u>Usage Type</u>	<u>Billing Period</u>
320434619	Actual	Sep 28 - Oct 26
<u>Usage Values</u>		
Actual kWh		103.754 kWh
Billed kWh		103.754 kWh
Actual Demand-kW		1.232 kW
Billed Demand kW		8.331 kW
Measured Demand Off Pk kVA		1.448 kVA
Measured Demand On Pk kVA		1.419 kVA
Power Factor Off Peak		85.109 %
Power Factor On Peak		85.146 %
Power Factor		85.110 %

Billing details - Electric

Billing Period - Sep 28 to Oct 26	
Meter - 320434619	
Customer Charge	\$30.00
Energy Charge	
103.754 kWh @ \$0.08917000	9.25
Demand Charge	
8.331 kW @ \$0.00000000	0.00
Demand Side Management Cost Recovery Program Rider (DSM)	
103.754 kWh @ \$-0.00071800	-0.07
Off-System Sales Profit Sharing Mechanism Rider (PSM)	
103.754 kWh @ \$-0.00472700	-0.49
Electric Fuel Adjustment	
103.754 kWh @ \$0.05450400	5.66
Environmental Surcharge Mechanism Rider (ESM)	2.55
Total Current Charges	\$46.90

Your current rate is Service at Distribution Voltage (DS).

For a complete listing of all Kentucky rates and riders, visit duke-energy.com/rates

Billing details - Taxes

Franchise Fee	\$1.41
Rate Increase For School Tax	1.45
Total Taxes	\$2.86





duke-energy.com
800.774.1202

Your Energy Bill

Service address

GRANT CO SANITARY SEWER DIST
210 MILO CT
CRITTENDEN KY 41030

Bill date

Nov 3, 2022
For service Sep 30 - Oct 28
29 days

Account number **9101 1966 4125**

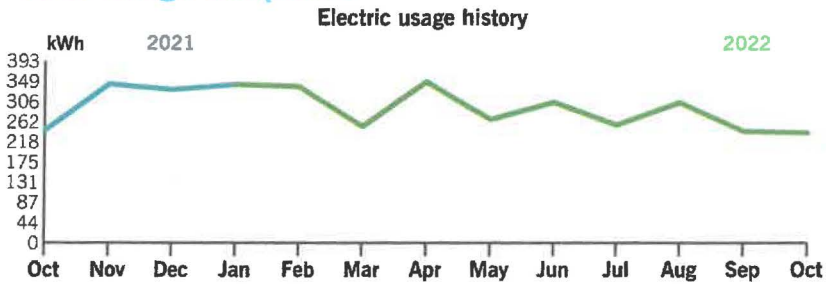
Billing summary

Previous Amount Due	\$43.45
Payment Received Oct 24	-43.45
Current Electric Charges	50.11
Taxes	3.05
Total Amount Due Nov 28	\$53.16



Thank you for your payment.

Your usage snapshot



Average temperature in degrees

62° 42° 44° 29° 34° 47° 52° 66° 74° 77° 74° 68° 53°

	Current Month	Oct 2021	12-Month Usage	Avg Monthly Usage
Electric (kWh)	239	244	3,576	298
12-month usage based on most recent history				



RECEIVED NOV 07 2022

Late payments are subject to a 5.0% late charge.



Your usage snapshot - Continued

Current Electric Usage		
<u>Meter Number</u>	<u>Usage Type</u>	<u>Billing Period</u>
320329124	Actual	Sep 30 - Oct 28
Usage Values		
Actual kWh		239.215 kWh
Billed kWh		239.215 kWh
Actual Demand-kW		3.560 kW
Billed Demand kW		5.641 kW

Billing details - Electric

Billing Period - Sep 30 to Oct 28	
Meter - 320329124	
Customer Charge	\$15.00
Energy Charge	
239.215 kWh @ \$0.08917000	21.33
Demand Charge	
5.641 kW @ \$0.00000000	0.00
Demand Side Management Cost Recovery Program Rider (DSM)	
239.215 kWh @ \$-0.00071800	-0.17
Off-System Sales Profit Sharing Mechanism Rider (PSM)	
239.215 kWh @ \$-0.00472700	-1.13
Electric Fuel Adjustment	
239.215 kWh @ \$0.05450400	13.04
Environmental Surcharge Mechanism Rider (ESM)	2.04
Total Current Charges	\$50.11

Your current rate is Service at Distribution Voltage (DS).

For a complete listing of all Kentucky rates and riders, visit duke-energy.com/rates

Billing details - Taxes

Franchise Fee	\$1.50
Rate Increase For School Tax	1.55
Total Taxes	\$3.05





duke-energy.com
800.774.1202

Your Energy Bill

Service address
GRANT CO SANITARY SEWER DIST
3195 DIXIE HWY
DRY RIDGE KY 41035

Bill date Nov 3, 2022
For service Sep 30 - Oct 28
29 days

Account number **9101 1764 8127**

Billing summary

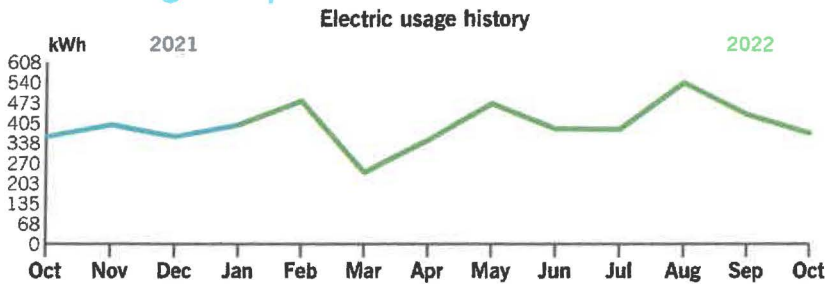
Previous Amount Due	\$79.08
Payment Received Oct 24	-79.08
Current Electric Charges	85.03
Taxes	2.55
Total Amount Due Nov 28	\$87.58



Thank you for your payment.



Your usage snapshot



Average temperature in degrees

62° 42° 44° 29° 34° 47° 52° 66° 74° 77° 74° 68° 53°

	Current Month	Oct 2021	12-Month Usage	Avg Monthly Usage
Electric (kWh)	372	360	4,818	402
12-month usage based on most recent history				

RECEIVED NOV 07 2022

Late payments are subject to a 5.0% late charge.

Your usage snapshot - Continued

Current Electric Usage		
<u>Meter Number</u>	<u>Usage Type</u>	<u>Billing Period</u>
320437246	Actual	Sep 30 - Oct 28
<u>Usage Values</u>		
Actual kWh		371.800 kWh
Billed kWh		371.800 kWh
Actual Demand-kW		7.040 kW
Billed Demand kW		13.622 kW
Measured Demand Off Pk kVA		10.673 kVA
Measured Demand On Pk kVA		11.145 kVA
Power Factor Off Peak		64.460 %
Power Factor On Peak		63.167 %
Power Factor		63.170 %

Billing details - Electric

Billing Period - Sep 30 to Oct 28	
Meter - 320437246	
Customer Charge	\$30.00
Energy Charge	
371.800 kWh @ \$0.08917000	33.15
Demand Charge	
13.622 kW @ \$0.00000000	0.00
Demand Side Management Cost Recovery Program Rider (DSM)	
371.800 kWh @ \$-0.00071800	-0.27
Off-System Sales Profit Sharing Mechanism Rider (PSM)	
371.800 kWh @ \$-0.00472700	-1.76
Electric Fuel Adjustment	
371.800 kWh @ \$0.05450400	20.26
Environmental Surcharge Mechanism Rider (ESM)	3.65
Total Current Charges	\$85.03

Your current rate is Service at Distribution Voltage (DS).

For a complete listing of all Kentucky rates and riders, visit duke-energy.com/rates

Billing details - Taxes

Rate Increase For School Tax	\$2.55
Total Taxes	\$2.55





Your usage snapshot - Continued

Current Electric Usage		
<u>Meter Number</u>	<u>Usage Type</u>	<u>Billing Period</u>
332568628	Actual	Sep 27 - Oct 25
<u>Usage Values</u>		
Actual kWh		139.368 kWh
Billed kWh		139.368 kWh
Actual Demand-kW		2.100 kW
Billed Demand kW		5.889 kW

Billing details - Electric

Billing Period - Sep 27 to Oct 25	
Meter - 332568628	
Customer Charge	\$15.00
Energy Charge	
139.368 kWh @ \$0.08917000	12.43
Demand Charge	
5.889 kW @ \$0.00000000	0.00
Demand Side Management Cost Recovery Program Rider (DSM)	
139.368 kWh @ \$-0.00071800	-0.10
Off-System Sales Profit Sharing Mechanism Rider (PSM)	
139.368 kWh @ \$-0.00472700	-0.66
Electric Fuel Adjustment	
139.368 kWh @ \$0.05450400	7.60
Environmental Surcharge Mechanism Rider (ESM)	1.63
Total Current Charges	\$35.90

Your current rate is Service at Distribution Voltage (DS).

For a complete listing of all Kentucky rates and riders, visit duke-energy.com/rates

Billing details - Taxes

Rate Increase For School Tax	\$1.08
Total Taxes	\$1.08





duke-energy.com
800.774.1202

Your Energy Bill

Service address

GRANT CO SANITARY SEWER DIST
210 BARLEY CIR
CRITTENDEN KY 41030

Bill date

Nov 2, 2022
For service Sep 30 - Oct 28
29 days

Account number **9101 1784 2888**

Billing summary

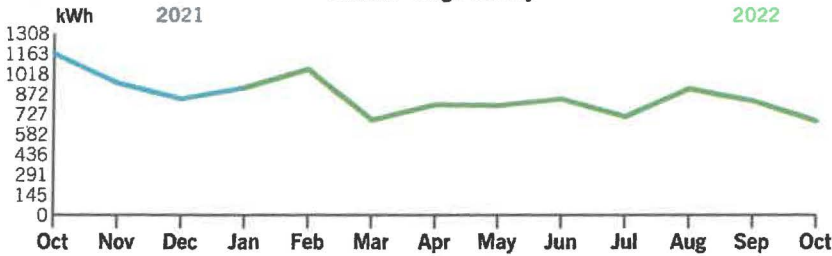
Previous Amount Due	\$107.29
<i>Payment Received Oct 24</i>	-107.29
Current Electric Charges	112.34
Taxes	6.84
Total Amount Due Nov 23	\$119.18



Thank you for your payment.

Your usage snapshot

Electric usage history



Average temperature in degrees

62° 42° 44° 29° 34° 47° 52° 66° 74° 77° 74° 68° 53°

	Current Month	Oct 2021	12-Month Usage	Avg Monthly Usage
Electric (kWh)	676	1,163	9,987	832
12-month usage based on most recent history				

RECEIVED NOV 07 2022
ENTERED

Late payments are subject to a 5.0% late charge.

Your usage snapshot - Continued

Current Electric Usage		
<u>Meter Number</u>	<u>Usage Type</u>	<u>Billing Period</u>
320329126	Actual	Sep 30 - Oct 28
<u>Usage Values</u>		
Actual kWh		676.446 kWh
Billed kWh		676.446 kWh
Actual Demand-kW		4.460 kW
Billed Demand kW		7.633 kW

Billing details - Electric

Billing Period - Sep 30 to Oct 28	
Meter - 320329126	
Customer Charge	\$15.00
Energy Charge	
676.446 kWh @ \$0.08917000	60.32
Demand Charge	
7.633 kW @ \$0.00000000	0.00
Demand Side Management Cost Recovery Program Rider (DSM)	
676.446 kWh @ \$-0.00071800	-0.49
Off-System Sales Profit Sharing Mechanism Rider (PSM)	
676.446 kWh @ \$-0.00472700	-3.20
Electric Fuel Adjustment	
676.446 kWh @ \$0.05450400	36.87
Environmental Surcharge Mechanism Rider (ESM)	3.84
Total Current Charges	\$112.34

Your current rate is Service at Distribution Voltage (DS).

For a complete listing of all Kentucky rates and riders, visit duke-energy.com/rates

Billing details - Taxes

Franchise Fee	\$3.37
Rate Increase For School Tax	3.47
Total Taxes	\$6.84

