

COMMONWEALTH OF KENTUCKY
BEFORE THE PUBLIC SERVICE COMMISSION

In the Matter of:


ELECTRONIC APPLICATION OF)
MOUNTAIN WATER DISTRICT FOR A) CASE NO. 2022-00366
GENERAL ADJUSTMENT OF WATER)
RATES)

**MOUNTAIN WATER DISTRICT'S RESPONSE TO
COMMISSION STAFF'S SECOND REQUEST FOR INFORMATION**

Mountain Water District submits its Response to Commission Staff's Second Request for Information.

Dated: June 5, 2023

Respectfully submitted,



Gerald E. Wuetcher
Stoll Keenon Ogden PLLC
300 West Vine Street, Suite 2100
Lexington, Kentucky 40507-1801
Telephone: (859) 231-3017
Fax: (859) 259-3517
gerald.wuetcher@skofirm.com

Counsel for Mountain Water District

CERTIFICATE OF SERVICE

In accordance with 807 KAR 5:001, Section 8, and the Public Service Commission's Order of July 22, 2021 in Case No. 2020-00085, I certify that this document was transmitted to the Public Service Commission on June 5, 2023 and that there is currently no party that the Public Service Commission has excused from participation by electronic means in this proceeding.


Counsel for Mountain Water District

MOUNTAIN WATER DISTRICT

Response to Commission Staff's Second Request for Information Case No. 2022-00366

Question No. 1

Responding Witnesses: Michael Spears/Tammy Olson/Carrie Hatfield/Connie Allen

- Q-1. Provide copies of each of the following, and when appropriate, provide in Excel spreadsheet format with all formulas, rows, and columns unprotected and fully accessible:**
- a. The general ledger for the Test Year; and the trial balance for the Test Year.**
 - b. Adjusted Trial Balance showing unaudited account balances, audit adjustments, and audited balances for the Test Year.**
 - c. A document listing the names, job titles, job description, and pay rates for each employee during the test year and for those currently employed.**
 - d. A list that describes all employee benefits, other than salaries and wages, paid to, or on behalf of, each employee for each of the previous five years.**
 - e. A document listing the name of all commissioners for each of the five previous years, and state, individually, the total amount of each benefit paid to, or on the behalf of, each commissioner during each year (i.e., wages, health insurance premiums, life insurance premiums, FICA taxes, etc.).**
 - f. Fiscal Court minutes approving each commissioner's appointment and compensation.**
 - g. A document confirming all commissioners have completed their required initial and test year commission approved training.**
 - h. Refer to the Application, Exhibit 6, Schedule of Adjusted Operations Reference. Provide all workpapers used to generate the proposed adjustments.**
- A-1.**
- a. See the Excel files named 001a-GeneralLedger-MWDIncomeStatement.xls and 001a_GeneralLedgerMWDBalanceSheet.xls. Mountain Water District has filed these files separately with this Response. Mountain Water District does not maintain separate registers for its water and sewer operations. Accounts ending in ".17" are related to sewer operations.**
 - b. No audit of Mountain Water District's records for the test period exists. Mountain Water District operates on a calendar fiscal year (January 1 – December 31). Audits are annually performed for those periods. The most recently completed audit was for the period ending December 31, 2021. The test period was July 1, 2021 –**

June 30, 2022. No audit has been performed for this period. Mountain Water District’s auditors will shortly begin their audit of the water district’s records for the year ending December 31, 2022. The unaudited balances can be found in the Excel files. Note that for the Excel file named 001_GeneralLedger_MWDIncomeStatement.xls the account balance at the end of the test period appears under the column labeled “Current Amount.” For separate listing of end-of-test period balances, see Attachment 2-1b.

- c. See Excel spreadsheet “001c_EmployeeList.xls” filed separately with this Response.
- d. For the last 5 years Mountain Water District has provided each employee with medical and dental insurance. Employees are not required to contribute to the cost of the single core medical health plan or the single core (PPO) dental plan. However, employees that choose the single buy up plan are required to pay \$25.91 per month for the medical and \$ 5.24 per month for the single premier dental plan. Employees may obtain family plans but are responsible for the set amount below:

Anthem Core Plan		
	Monthly	Payroll Period
Employee + Spouse	\$186.07	\$ 85.88
Employee + Child	\$111.65	\$ 51.53
Family	\$353.51	\$163.16

Anthem Buyup Plan		
	EE Monthly	Each payroll
Employee Only	\$ 25.91	\$ 11.96
Employee + Spouse	\$234.74	\$108.34
Employee + Child	\$165.04	\$ 76.17
Family	\$386.43	\$178.35

Mountain Water District pays the cost of term life insurance policy in the amount of \$50,000 or one-year’s salary, whichever is greater. Mountain Water District also provides pension and retirement health insurance through the Kentucky County Employees Retirement System. The Kentucky Public Pensions Authority determines the employer and employee contributions for those benefits.

- e. See Attachment 2-1e. Commissioners are paid only a salary and receive no other benefits. Pursuant to the Federal Insurance Contributions Act, Mountain Water District pays a tax of 7.65 percent on each commissioner’s salary.
- f. See Attachment 2-1f.

- g. All current commissioners have completed training required by KRS 74.020(8)(b). All commissioners have attended at least 6 hours of accredited water management training in each year he or she received a salary more than \$3,600. See Attachment 2-1g.
- h. The workpapers showing the calculation of adjustments are found in the zipped files contained in the file named Exhibit17_Cost-of-Service_StudyFiles.zip,” which was filed separately with Mountain Water District’s Application. See Attachment 2-1h for specific location within those files.

**UNADJUSTED
ACCOUNT BALANCES
YEAR ENDING 06/30/2022**

Account No.	Account	Balance
4030.00	Depreciation Expense	\$2,722,308.00
4030.02	Amortization Expense	\$3,440.35
4030.17	Depreciation Expense - Sewer	\$1,175,920.00
4083.00	payroll taxes - FICA and UC	\$167,826.51
4140.00	gain (loss) on dispositions	(\$11,503.11)
4191.00	interest income	(\$3,591.98)
4250.00	bond issuance cost	\$89,980.00
4273.00	interest expense - term debt	\$306,801.11
4273.17	interest expense - term debt	\$120,471.29
4611.00	metered sales - residential	(\$7,120,243.53)
4612.00	metered sales - commercial	(\$645,163.63)
4613.00	metered sales - industrial	(\$63,568.62)
4614.00	metered sales - public authority	(\$407,722.39)
4615.00	metered sales - multifamily	(\$300,452.28)
4621.00	fire protection revenue	(\$1,525.00)
4710.00	customer late payment charges	(\$181,580.72)
4718.00	other water service revenue	(\$26,760.01)
4741.00	service connection fees	(\$173,622.46)
4741.17	service connection fees for wastewater	\$2,880.00
5211.17	sewer revenue - residential	(\$1,557,392.13)
5212.17	sewer revenue - commercial	(\$450,633.91)
6011.01	pumping labor - operations	\$288.00
6011.03	water treatment labor - operations	\$154,676.06
6011.05	T&D labor - operations	\$888,071.60
6011.06	T&D labor - maintenance	\$12,868.96
6011.07	customer accounts - labor	\$280,669.44
6011.08	administration & general labor	\$130,841.80
6011.17	sewer labor	\$385,023.43
6031.00	comp commissioners - auto dist	\$27,900.00
6031.09	compensation - administrator	\$456,894.12
6041.01	health insurance - pumping operations	\$6,960.16
6041.03	health insurance - WTP operations	\$30,395.71
6041.05	health insurance - T&D operations	\$203,248.04
6041.06	health insurance - T&D maintenance	\$82.42
6041.07	health insurance - customer accounts	\$57,061.56
6041.08	health insurance - administration & general	\$37,674.43
6041.17	health insurance - sewer	\$56,220.44
6042.03	dental insurance - WTP operations	\$934.34
6042.05	dental insurance - T&D operations	\$6,543.06
6042.06	dental insurance - T&D maintenance	\$0.00
6042.07	dental insurance - customer accounts	\$1,715.00
6042.08	dental insurance - administration & general	\$5,394.27
6042.17	dental insurance - sewer	\$2,414.66

Account No.	Account	Balance
6043.01	vision insurance - pumping operations	(\$47.20)
6043.03	vision insurance - WTP operations	\$11.46
6043.05	vision insurance - T&D operations	\$545.46
6043.07	vision insurance - customer accounts	\$60.45
6043.08	vision insurance - administration & general	(\$270.74)
6043.17	vision insurance - sewer	(\$211.87)
6044.01	life insurance - pumping operations	(\$1,747.44)
6044.03	life insurance - WTP operations	\$661.89
6044.05	life insurance - T&D operations	\$4,949.93
6044.06	life insurance - T&D maintenance	\$2,622.62
6044.07	life insurance - customer accounts	\$2,297.68
6044.08	life insurance - administration & general	\$2,553.84
6044.17	life insurance - sewer	\$2,117.40
6045.01	short term disability - pumping operations	(\$336.20)
6045.03	short term disability - WTP operations	\$78.75
6045.05	short term disability - T&D operations	\$965.55
6045.06	short term disability - T&D maintenance	\$581.09
6045.07	short term disability - customer accounts	\$159.08
6045.08	short term disability - administration & general	(\$393.55)
6045.17	short term disability - sewer	(\$1.42)
6046.03	uniform expense (plant)	\$110.19
6046.06	uniform expense (water)	\$25,383.77
6046.17	uniform expense (sewer)	\$4,304.90
6047.08	employee expense	\$9,467.71
6048.08	insurance expense	\$157,687.58
6101.01	water purchase - Williamson	\$464,097.76
6102.01	water purchase - Pikeville	\$716,541.94
6103.17	sewage fees	\$65,181.54
6150.06	utility expense	\$12,480.55
6170.06	laboratory supplies	\$13,675.05
6170.17	laboratory supplies	\$5,341.33
6175.06	laboratory testing expense	\$54,084.49
6175.17	laboratory testing expense - sewer	\$27,538.53
6180.03	chemicals	\$173,232.92
6180.17	chemicals - sewer	\$58,352.38
6190.06	safety supplies	\$16,588.31
6190.17	safety supplies - sewer	\$6,866.24
6200.08	electrical expense	\$1,504,326.20
6310.08	contract services - engineering	\$3,992.50
6320.08	contract services - accounting	\$81,848.00
6330.08	contract services - legal	\$9,662.43
6340.08	engineering	\$5.83
6350.08	contract services - general	\$12,762.94

Account No.	Account	Balance
6351.08	contract services - manpower	\$245,620.46
6361.08	contract mgmnt expense assumed	\$8,855.55
6410.05	rental of building - real property	\$0.00
6500.08	auto & transportation expense	\$189,355.33
6500.17	auto & transportation expense - sewer	\$20.60
6600.08	advertisement	\$1,956.20
6670.03	bad debts charged to expenses	\$97,265.44
6701.00	other legal PSC expense	\$1,074.00
6750.08	mobile phone expense	\$24,572.05
6751.08	telephone/internet	\$22,614.43
6751.17	telephone/internet - sewer	\$4,346.93
6752.08	education, dues, mtgs, insurance	\$45,394.68
6755.08	office expense	\$224,860.69
6756.08	easements	\$6,745.58
6758.09	settlement expense	\$32,507.33
6759.00	service fee expense	\$3,892.06
6759.08	bank service fee expense	\$9,054.87
6760.08	telephone	\$236.85
6761.08	workers comp	\$57,455.00
6762.08	PSC tax assessment	\$0.00
6800.00	retirement expense	\$576,811.89
6805.00	rate study expense	\$664.12
6855.00	miscellaneous supplies	\$4,661.28
7000.06	major equipment R&M	\$62,080.91
7000.17	major equipment R&M - sewer	\$2,786.56
7001.06	hand tools R&M	\$21,413.79
7001.17	hand tools R&M - sewer	\$2,830.59
7002.06	PS/LS R&M	\$115,511.30
7002.17	PS/LS R&M - sewer	\$117,507.66
7003.06	vehicle R&M	\$66,771.94
7003.17	vehicle R&M - sewer	\$1,733.91
7006.06	general R&M	\$516,864.70
7006.17	general R&M - sewer	\$23,584.24
7008.06	general R&M telemetry	\$24,585.82
7009.06	R&M leak detection	\$1,951.19
7053.17	supplies & expenses treatment sewer	\$12,855.25

Year	Commissioner	Salary
2019	Michael Blackburn	\$6,000.00
	Kelsey Friend	\$6,000.00
	Eddie Hurley	\$6,000.00
	Kevin Varney	\$6,000.00
	Johnny Denison	\$2,103.00
2020	Michael Blackburn	\$6,000.00
	Kelsey Friend	\$6,000.00
	Randy Tackett	\$3,500.00
	Kevin Varney	\$6,000.00
	Johnny Denison	\$6,000.00
2021	Randy Tackett	\$6,000.00
	Kevin Varney	\$6,000.00
	Johnny Denison	\$6,000.00
	Kelsey Friend	\$3,500.00
	Myrtle Runyon	\$3,600.00
	Paul Chaney	\$1,700.00
2022	Randy Tackett	\$6,000.00
	Johnny Denison	\$6,000.00
	Kevin Varney	\$2,000.00
	Myrtle Runyon	\$6,000.00
	Paul Chaney	\$6,000.00
	Gerald Justice	\$2,700.00
2023 (As of May 31)	Randy Tackett	\$2,500.00
	Johnny Denison	\$2,500.00
	Myrtle Runyon	\$2,500.00
	Paul Chaney	\$2,500.00
	Gerald Justice	\$2,500.00

**ORDER
OF THE
PIKE COUNTY FISCAL COURT**

AUGUST 24, 2022

ORD. NO. 08.24.22.006


IN RE: AUTHORIZATION OF THE SALARY RATE FOR MOUNTAIN WATER
DISTRICT BOARD MEMBERS

Upon motion by Commissioner Ronnie Robertson and second by Commissioner Jason Tackett, THE PIKE COUNTY FISCAL COURT HEREBY AUTHORIZES the salary rate for the Mountain Water District Board members as set out in KRS 74.020 (6).

VOTE WAS TAKEN AS FOLLOWS:

Judge/Executive Ray S. Jones, II	Yes
Commissioner Ronnie Robertson	Yes
Commissioner Jason Tackett	Yes
Commissioner Brian Booth	Yes

MOTION PASSED BY UNANIMOUS ROLL CALL VOTE.



PIKE COUNTY FISCAL COURT BY AND THROUGH
JUDGE/EXECUTIVE RAY S. JONES, II

ATTEST:



FISCAL COURT CLERK

**ORDER
OF THE
PIKE COUNTY FISCAL COURT**

AUGUST 9, 2022

ORD. NO. 08.09.22.006

IN RE: APPROVAL OF APPOINTMENTS TO THE MOUNTAIN WATER DISTRICT
BOARD OF COMMISSIONERS

Upon motion by Judge/Executive Ray S. Jones, II and second by Commissioner Brian Booth, THE PIKE COUNTY FISCAL COURT HEREBY APPROVES the re-appointment of Randy Tackett and Myrtle Runyon to the Mountain Water District Board of Commissioners with their terms expiring on July 31, 2026.

VOTE WAS TAKEN AS FOLLOWS:

Judge/Executive Ray S. Jones, II	Yes
Commissioner Ronnie Robertson	Yes
Commissioner Jason Tackett	Yes
Commissioner Brian Booth	Yes

MOTION PASSED BY UNANIMOUS ROLL CALL VOTE.

PIKE COUNTY FISCAL COURT BY AND THROUGH
JUDGE/EXECUTIVE RAY S. JONES, II

ATTEST:

FISCAL COURT CLERK

**ORDER
OF THE
PIKE COUNTY FISCAL COURT**

June 18, 2019

ORD. NO. 06.18.19.001


IN RE: APPROVAL OF APPOINTMENT TO THE MOUNTAIN WATER DISTRICT
BOARD OF DIRECTORS

Upon motion by Judge/Executive Ray S. Jones, II and second by Commissioner Jason Tackett, THE PIKE COUNTY FISCAL COURT HEREBY APPROVES the appointment of Johnny Dennison, CPA to the Mountain Water District Board of Directors for a four-year term commencing August 1, 2019 to replace Johnny Tackett.

VOTE WAS TAKEN AS FOLLOWS:

Judge/Executive Ray S. Jones, II	Yes
Commissioner Ronnie Robertson	Yes
Commissioner Jason Tackett	Yes
Commissioner Brian Booth	Yes

MOTION PASSED BY UNANIMOUS ROLL CALL VOTE.



 PIKE COUNTY FISCAL COURT BY AND THROUGH
 JUDGE/EXECUTIVE RAY S. JONES, II

ATTEST:

 FISCAL COURT CLERK

**ORDER
OF THE
PIKE COUNTY FISCAL COURT**

JUNE 14, 2022

ORD. NO. 06.14.22.002

IN RE: APPROVAL OF APPOINTMENT TO THE MOUNTAIN WATER BOARD

Upon motion by Judge/Executive Ray S. Jones, II and second by Commissioner Brian Booth, THE PIKE COUNTY FISCAL COURT HEREBY APPROVES the appointment of Gerald Mitchell Justice to the Mountain Water Board to fill the unexpired term of Kevin Varney ending July 31, 2025.

VOTE WAS TAKEN AS FOLLOWS:

Judge/Executive Ray S. Jones, II	Yes
Commissioner Ronnie Robertson	Yes
Commissioner Jason Tackett	Yes
Commissioner Brian Booth	Yes

MOTION PASSED BY UNANIMOUS ROLL CALL VOTE.

PIKE COUNTY FISCAL COURT BY AND THROUGH
JUDGE/EXECUTIVE RAY S. JONES, II

ATTEST:

FISCAL COURT CLERK

**ORDER
OF THE
PIKE COUNTY FISCAL COURT**

JULY 27, 2021

ORD. NO. 07.27.21.001


IN RE: APPROVAL OF AN APPOINTMENT TO THE MOUNTAIN WATER
DISTRICT BOARD

Upon motion by Judge/Executive Ray S. Jones, II and second by Commissioner Ronnie Robertson, THE PIKE COUNTY FISCAL COURT HEREBY APPROVES the appointment of Paul Chaney to the Mountain Water District Board for a four-year term beginning on August 1, 2021 and ending July 31, 2025.

VOTE WAS TAKEN AS FOLLOWS:

Judge/Executive Ray S. Jones, II	Yes
Commissioner Ronnie Robertson	Yes
Commissioner Jason Tackett	Yes
Commissioner Brian Booth	Yes

MOTION PASSED BY UNANIMOUS ROLL CALL VOTE.



 PIKE COUNTY FISCAL COURT BY AND THROUGH
 JUDGE/EXECUTIVE, RAY S. JONES, II

ATTEST:


 FISCAL COURT CLERK

*This Certificate of Attendance
is Being Presented to
Randy Tackett
Upon Completion of*

12 Hours

of Water Training Instruction at the

*Kentucky Public Service Commission
2022 Water Training Seminar*

October 3-4, 2022

Kentucky Public Service Commission

Signed this 10th day of October, 2022



*Kent Chambliss, Chairman
Kentucky Public Service Commission*



*This Certificate of Attendance
is Being Presented to
Paul Chaney
Upon Completion of
6 Hours*

*of Water Training Instruction at the
Kentucky Public Service Commission
2022 Water Training Seminar*

October 3-4, 2022

Kentucky Public Service Commission

Signed this 10th day of October, 2022



*Kent Chandler, Chairman
Kentucky Public Service Commission*



*This Certificate of Attendance
is Being Presented to
Myrtle Runyon
Upon Completion of*

6 Hours

of Water Training Instruction at the

*Kentucky Public Service Commission
2022 Water Training Seminar*

October 3-4, 2022

Kentucky Public Service Commission

Signed this 10th day of October, 2022



Kent Chamdler, Chairman

Kentucky Public Service Commission



*This Certificate of Attendance
is Being Presented to
Mitch Justice
Upon Completion of*

12 Hours

*of Water Training Instruction at the
Kentucky Public Service Commission
2022 Water Training Seminar*

October 3-4, 2022

Kentucky Public Service Commission

Signed this 10th day of October, 2022



A handwritten signature in blue ink, appearing to read "K. Chambliss", written over a horizontal line.

*Kent Chambliss, Chairman
Kentucky Public Service Commission*

*This Certificate of Attendance
is Being Presented to
Johnny Denison
Upon Completion of*

6 Hours

*of Water Training Instruction at the
Kentucky Public Service Commission
2022 Water Training Seminar*

October 3-4, 2022

Kentucky Public Service Commission

Signed this 10th day of October, 2022



*Kent Chandler, Chairman
Kentucky Public Service Commission*



*This Certificate of Attendance
is Being Presented to*

Johnny Denison

Upon Completion of

6 Hours

of Water Training Instruction at the

*Kentucky Public Service Commission
2021 Water Training Seminar*

December 8-9, 2021

Kentucky Public Service Commission

Signed this 10th day of February, 2022



Kent Chandler, Chairman

Kentucky Public Service Commission

*This Certificate of Attendance
is Being Presented to
Kevin Varney
Upon Completion of*

6 Hours

of Water Training Instruction at the

*Kentucky Public Service Commission
2021 Water Training Seminar*

December 8-9, 2021

Kentucky Public Service Commission

Signed this 10th day of February, 2022



Kent Chandler, Chairman

Kentucky Public Service Commission

*This Certificate of Attendance
is Being Presented to*

*Myrtle Runyon
Upon Completion of*

12 Hours

of Water Training Instruction at the

*Kentucky Public Service Commission
2021 Water Training Seminar*

July 13-14, 2021

Kentucky Public Service Commission

Signed this 10th day of February, 2022



Kent Chandler, Chairman

Kentucky Public Service Commission

*This Certificate of Attendance
is Being Presented to
Paul Chaney
Upon Completion of*

12 Hours

of Water Training Instruction at the

*Kentucky Public Service Commission
2021 Water Training Seminar*

December 8-9, 2021

Kentucky Public Service Commission

Signed this 10th day of February, 2022



Kent Chandler, Chairman

Kentucky Public Service Commission

*This Certificate of Attendance
is Being Presented to
Randy Tackett
Upon Completion of*

12 Hours

of Water Training Instruction at the

*Kentucky Public Service Commission
2021 Water Training Seminar*

December 8-9, 2021

Kentucky Public Service Commission

Signed this 10th day of February, 2022



Kent Chandler, Chairman

Kentucky Public Service Commission

This Certificate of Attendance
is Being Presented to

Johnny Denison

Upon Completion of

6 Hours

of Water Training Instruction via the

**Kentucky Public Service Commission
2020 Water Training Seminar**

October 20, 2020

Signed this 28th day of January, 2021



Michael Schmitt, Chairman
Kentucky Public Service Commission

*This Certificate of Attendance
is Being Presented to*

Kelsey Friend III

Upon Completion of

6 Hours

of Water Training Instruction via the

*Kentucky Public Service Commission
2020 Water Training Seminar*

October 20, 2020

Signed this 28th day of January, 2021



Michael Schmitt, Chairman

Kentucky Public Service Commission

*This Certificate of Attendance
is Being Presented to*

Michael Blackburn

Upon Completion of

6 Hours

of Water Training Instruction via the

*Kentucky Public Service Commission
2020 Water Training Seminar*

October 20, 2020

Signed this 28th day of January, 2021



Michael Schmitt, Chairman

Kentucky Public Service Commission

*This Certificate of Attendance
is Being Presented to*

Randy Tackett

Upon Completion of

6 Hours

of Water Training Instruction via the

*Kentucky Public Service Commission
2020 Water Training Seminar*

December 8-9, 2020

Signed this 28th day of January, 2021



Michael Schmitt, Chairman

Kentucky Public Service Commission

This is to acknowledge that

Kevin Varney

of

Mountain Water District

earned 6 hours of continuing education credit
for viewing the webinar,

2020 Water District Commissioner Training,

offered through

Kentucky Rural Water Association

on

August 27, 2020

PSC Case #2020-00212

Please retain this acknowledgement as a record of your attendance.



*This Certificate of Attendance
is Being Presented to*

Michael Blackburn

Upon Completion of

6 Hours

of Water Training Instruction at the

*Kentucky Public Service Commission
2018 Water Training Seminar*

December 4-5, 2018

Public Service Commission, Frankfort, KY

Signed this 20th day of December, 2018



*Michael Schmitt, Chairman
Kentucky Public Service Commission*

This is to acknowledge that

Kevin Varney

of

Mountain Water District

attended training offered during

Kentucky Rural Water Association's 40th Annual Conference

on

August 26-28, 2019

at the

**Hyatt Regency Hotel and Lexington Convention Center
Lexington, Kentucky**

and

earned **6 hours** of continuing education credit
for Water District Commissioners.

PSC Case #2019-00249

Please retain this acknowledgement as a record of your attendance.



Kentucky Rural Water Association

1151 Old Porter pike ♦ Bowling Green, KY 42103 ♦ P: 270.843.2291 ♦ F: 270.796.8623 ♦ www.krwa.org

*This Certificate of Attendance
is Being Presented to
Kevin Varney
Upon Completion of*

12 Hours

of Water Training Instruction at the

*Kentucky Public Service Commission
2017 Water Training Seminar*

December 12 & 13, 2017

Public Service Commission, Frankfort, KY

Signed this 15th day of December, 2017



*Michael Schmitt, Chairman
Kentucky Public Service Commission*

WORKPAPERS RELATED TO ADJUSTMENTS

Adjustment	Item	Location/Remarks
A	Metered Water Sales	The Adjustment is based upon increase in rates approved in Case No. 2022-00423. Ms. Allen was provided the incorrect amount of increased revenues resulting from the purchased water adjustment. The correct amount is \$70,537. The Adjustment was obtained by subtracting "Total Revenue from Test Period Rates" from "Total Revenue from Current Rates" (\$8,581,810 - \$8,511,273 = \$70,537). Revenue Totals are shown in Exhibit 9 to Application. Excel worksheets to support revenue calculations are contained in file named "Question33Materials.xlsx" which was filed with Mountain Water District's Response to Commission Staff's First Request for Information.
B	Salaries and Wages – Employees	See Excel file "001h_water wages.xls" filed with this Response and Attachment 2-1h, pages 3 thru 8. See also Tab "TY Expenses" (note pinned to Cell B9) and Tab "PF Expenses" (note pinned to Cell B2) in Excel file "latest MWD main file.xls" in "Exhibit17_Cost-of-Service_StudyFiles.zip".
C	Employee Benefits	See Excel file "001h_water benes copy.xls" filed with this Response and Attachment 2-1h, pages 9 thru 13. See also Tab "TY Expenses" (note pinned to Cell B10) and Tab "PF Expenses" (note pinned to Cells B10 and B45) in Excel file "latest MWD main file.xls" in "Exhibit17_Cost-of-Service_StudyFiles.zip".
D	Employee Pensions	See Attachment 2-1h, page 14. See also Tab "PF Expenses" (note pinned to Cell B49) in Excel file "latest MWD main file.xls" in "Exhibit17_Cost-of-Service_StudyFiles.zip".
E	Purchased Water	See Attachment 2-1h, page 15. See also Tab "PF Expenses" (note pinned to Cell B5) in Excel file "latest MWD main file.xls" in "Exhibit17_Cost-of-Service_StudyFiles.zip". Water loss deduction calculation is shown at Tab "Summary" of that file.
F	Purchased Power	See Excel files "001_AEP Analysis 2021 – All Bills.xls" and "001_AEP Analysis 2022 – All Bills.xls". See also Tab "PF Expenses" (note pinned to Cell B23) in Excel file "latest MWD main file.xls" in "Exhibit17_Cost-of-Service_StudyFiles.zip". The deduction to power expense due to excess water loss is shown at Tab "Summary" of that file.
G	Chemicals	See Excel file "001h_chemicals.xlsx" filed with this Response and Attachment 2-1h, pages 16 thru 21. See also Tab "PF Expenses" (note pinned to Cell B24) in Excel file "latest MWD main file.xls" in "Exhibit17_Cost-of-Service_StudyFiles.zip". The deduction to chemical expense due to excess water loss is shown at Tab "Summary" of that file.

H	Services - Manpower	See Attachment 2-1h, pages 1 thru 6 and pages 22 thru 29. See Tab "PF Expenses" (note pinned to Cell B21) in Excel file "latest MWD main file.xls" in "Exhibit17_Cost-of-Service_StudyFiles.zip".
I	Insurance-General Liability	See Attachment 2-1h, pages 30 and 31. See Tab "PF Expenses" (note pinned to Cell B61) in Excel file "latest MWD main file.xls" in "Exhibit17_Cost-of-Service_StudyFiles.zip".
J	Insurance-Workers Comp	See Attachment 2-1h, pages 32 and 33. See Tab "PF Expenses" (note pinned to Cell B68) in Excel file "latest MWD main file.xls" in "Exhibit17_Cost-of-Service_StudyFiles.zip".
K	Rate Case Expense	See Attachment 2-1h, pages 34 thru 40. See Tab "PF Expenses" (note pinned to Cell B54) in Excel file "latest MWD main file.xls" in "Exhibit17_Cost-of-Service_StudyFiles.zip". Additional information is found at Mountain Water District's Response to Commission Staff's First Request for Information, Question 7 and supplemental responses thereto
L	Depreciation Expense	See Tab "Depreciation" in Excel file "latest MWD main file.xls" in "Exhibit17_Cost-of-Service_StudyFiles.zip"

MOUNTAIN WATER DISTRICT

RESOLUTION 22-10-001

AUTHORIZATION TO APPROVE PROPOSED EMPLOYEE COMPENSATION RATES PENDING PUBLIC SERVICE COMMISSION APPROVAL

WHEREAS, THE BOARD OF COMMISSIONERS of the Mountain Water District agrees that the employees of the Mountain Water District is our greatest asset and resource.

AND WHEREAS, THE BOARD OF COMMISSIONERS of the Mountain Water District deem it necessary to compensate said employees at a rate commensurate with experience and in appreciation of the essential services that they provide to the community,


NOW, THEREFORE, BE IT RESOLVED THAT the Board of Commissioners of the Mountain Water District hereby vote to approve the employee compensation rates as per the attached list, incorporated into the current application for rate adjustment, pending approval of the Public Service Commission and upon implementation of the revised rate structure.

MOTION FOR ADOPTION of this resolution was made the 17th day of October, 2022, by Commissioner Runyon and seconded by Commissioner Chaney. Commissioner voting as follows:


Commissioner Denison	Aye
Commissioner Tackett	Aye
Commissioner Runyon	Aye
Commissioner Chaney	Aye
Commissioner Justice	Aye

THEREUPON, said motion was declared passed and the resolution adopted.

Dated this the 17th day of October, 2022.



 Johnny Denison, Chairman



 Paul Chaney, Secretary

**MOUNTAIN WATER DISTRICT
PROPOSED 2023 PAY RATE INCREASE**

ANNUAL HOURLY RATE PERCENTAGE INCREASE (38 EMPLOYEES)	10.86%
ANNUAL SALARY RATE PERCENTAGE INCREASE (17 EMPLOYEES)	4.88%
MANPOWER ANNUAL HOURLY RATE PERCENTAGE INCREASE (12 EMPLOYEES)	<u>8.33%</u>
AVERAGE ANNUAL RATE PERCENTAGE INCREASE	8.02%
ANNUAL HOURLY RATE INCREASE	\$214,313.86
ANNUAL SALARY RATE INCREASE	\$67,416.05
MANPOWER ANNUAL HOURLY RATE INCREASE	<u>\$42,332.16</u>
TOTAL ANNUAL RATE INCREASE COST	\$324,062.07
MONTHLY HOURLY RATE INCREASE	\$17,859.49
MONTHLY SALARY RATE INCREASE	\$5,618.00
MANPOWER MONTHLY HOURLY RATE INCREASE.....	<u>\$3,527.68</u>
TOTAL MONTHLY RATE INCREASE COST	\$27,005.17

<u>WATER CUSTOMER COUNT</u>	<u>ANNUAL COST</u>	<u>MONTHLY COST PER CUSTOMER</u>
16,556	\$246,851.64	\$1.24
<u>SEWER CUSTOMER COUNT</u>	<u>ANNUAL COST</u>	<u>MONTHLY COST PER CUSTOMER</u>
2,334	\$77,210.43	\$2.76
<u>WATER & SEWER CUSTOMER COUNT COMBINED</u>	<u>TOTAL COST</u>	<u>MONTHLY COST PER CUSTOMER</u>
18,890	\$324,062.07	\$1.43

NOTE: THE ABOVE ESTIMATED COST PER CUSTOMER IS BASED ON THE PERCENTAGES NOTED IN THE GENERAL LEDGER FOR EMPLOYEES THAT ARE CATEGORIZED AS WATER DISTRIBUTION SYSTEM, SEWER COLLECTION SYSTEM, OR THOSE EMPLOYEES WHO WORK IN BOTH DEPARTMENTS.



Kentucky Rural Water Association

Helping water and wastewater utilities help themselves

Memorandum

To: KRWA Member Utilities
From: Andy Lange
Assistant Director
Date: July 9, 2021
Subject: 2021 KRWA Compensation and Benefit Survey Results

Please find enclosed the 2021 KRWA Compensation and Benefit Survey results. We hope that the information compiled from this survey will give you a basis in your effort to provide equitable compensation and benefit packages for your employees.

We received a 40% response to the survey (139 out of 349 utilities) which provides salary and benefit information for over 1500 full-time employees. To ease in the interpretation of this data, we have broken down the information by type of utility (water district, municipality, etc.) and size (by number of connections). For each utility category, salaries are presented on an annualized basis with the minimum, average and maximum salary for each position. The wage information has been annualized using 2080 hours per year for full time employment. Please take into consideration that years of service, geographic location, and sophistication of operation have not been factored into this survey.

Benefit information is presented for each type and size of utility only in respect to whether a utility offers the benefit to its employees.

Thank you for participating in this survey. If you have specific questions concerning compensation and benefit issues, please give us a call and we will try to provide assistance.

Enclosures

Employee Benefits Summary 2021

All Utilities (136)	
Health Insurance	93%
Life Insurance	67%
Retirement	91%
Vacation	98%
Sick Leave	92%
Incentive Pay	20%

Utilities 0 to 2500 Connections (71)	
Health Insurance	86%
Life Insurance	51%
Retirement	83%
Vacation	96%
Sick Leave	86%
Incentive Pay	14%

Utilities 2501 to 4999 Connections (30)	
Health Insurance	100%
Life Insurance	81%
Retirement	97%
Vacation	100%
Sick Leave	97%
Incentive Pay	17%

Large Utilities Over 5000 Connections (35)	
Health Insurance	100%
Life Insurance	86%
Retirement	100%
Vacation	100%
Sick Leave	100%
Incentive Pay	35%



**Full Time Positions
Water Districts, Sanitation Districts, Water Associations
& Water Commissions
(Over 5000 Connections)**

Position	Count	Annual Salary Range		
		Minimum	Average	Maximum
Asst. Manager/Asst. Superintendent	14	\$42,600.00	\$69,450.50	\$101,000.00
Asst. Office Manager/Asst. City Clerk	14	\$31,200.00	\$47,276.64	\$61,345.00
Bookkeeper	7	\$33,363.00	\$42,713.00	\$63,250.00
Customer Service Rep (CSR)	63	\$19,656.00	\$34,708.11	\$58,365.00
Distribution Supervisor/Foreman	23	\$39,915.00	\$55,370.35	\$83,700.00
Engineer	4	\$63,773.00	\$83,760.50	\$99,158.00
Equipment Operator	24	\$24,024.00	\$45,131.75	\$71,115.00
Finance Director/Accountant	12	\$36,338.00	\$64,124.33	\$99,600.00
GIS Specialist	6	\$37,440.00	\$52,617.33	\$64,147.00
Lab Technician	2	\$28,496.00	\$32,188.00	\$35,880.00
Laborer	31	\$21,840.00	\$34,236.03	\$50,398.00
Maintenance Supervisor/Foreman	12	\$33,779.00	\$52,437.67	\$73,258.00
Manager/Superintendent	25	\$55,744.00	\$84,836.68	\$145,000.00
Mechanic/Electrician	7	\$39,250.00	\$59,311.00	\$71,448.00
Meter Reader	27	\$22,131.00	\$32,616.48	\$45,427.00
Meter Reading Foreman	8	\$41,517.00	\$52,261.88	\$65,312.00
Office Manager/City Clerk	17	\$35,526.00	\$53,387.00	\$85,000.00
Wastewater Collection Operator	10	\$24,024.00	\$36,514.50	\$52,541.00
Wastewater Collection Supervisor	1	\$50,835.00	\$50,835.00	\$50,835.00
Wastewater Plant Operator	28	\$21,278.00	\$36,174.54	\$52,541.00
Wastewater Plant Supt./Foreman	6	\$50,378.00	\$61,595.83	\$77,460.00
Water Distribution Operator	62	\$20,800.00	\$39,120.34	\$55,786.00
Water Plant Operator	73	\$21,840.00	\$43,982.16	\$60,840.00
Water Plant Superintendent/Foreman	12	\$40,310.00	\$61,922.08	\$75,878.00

488

PCFC
Current**PAYSCALE**

2-H (\$12.57) - positions require easily acquired skills. Examples would be cook, janitor, drivers of personal type vehicles, office positions such as receptionists, light duty industrial vehicle operators, loaders on garbage trucks, operators of small hand tools, or secretarial positions that requires typing or similar skills.

3-H (\$15.04) - positions require specific skills acquired through specialized training or extensive experience operating complicated equipment. Examples would be carpenter's helpers mechanics helpers, computer operators, weed mowers and non CDL Truck Drivers.

4-H (\$17.08) - positions require specialized licenses such as CDL Drivers.

5-H (\$20.07) - positions require the a high level of skills necessary to carry on the function of county government. Examples would be positions which requires specialized skills such as computer operators with the ability to do moderate programming tasks, auto body repairman, also mechanics and carpenters.

6-H (\$22.66) - heavy operators such as excavator operators, paver operators, grader operators and bulldozer operators.

Mountain Water District
Water Utility Wages (Test Year, Current, and Future)

last name	employ funcnt	percent water	test year hours worked		test year (2nd half) ending rate	test year water wages	current hourly rate	current water wages	imminent hourly rate	imminent water wages	
			regular	CO & OT							
Burnette, William R	AD	100%	2076.00		\$16.74	\$ 34,442.24	\$ 16.74		\$ 17.74	\$ 36,828.24	
Fields, Tammie R	AD	100%	2127.00	108.25	\$16.74	\$ 37,847.90	\$ 16.74		\$ 17.74	\$ 40,613.51	
Hatfield, Carrie L	AD	81%			\$34,317.00	\$ 54,702.73		\$ 68,633.99		\$ 57,817.27	
Lowe, Arthur K	AD	100%			\$32,184.35	\$ 63,346.64		\$ 64,368.70		\$ 66,943.45	
Newsome, Flora	AD	100%	2059.25		\$12.00	\$ 30,507.50	\$ 15.01		\$ 15.91	\$ 32,762.67	
Olson, Tammy S	AD	100%			\$31,746.25	\$ 62,486.40		\$ 63,492.50		\$ 66,032.20	
Sawyers, Roy B	AD	81%			\$44,600.00	\$ 79,663.44		\$ 89,200.00		\$ 74,419.56	
Stacy, Jamie	AD	81%	2136.00	150.00	\$16.04	\$ 30,246.60	\$ 16.04		\$ 17.16	\$ 32,816.96	
Duty, Jonathan	AD	100%	2080.00				\$ 15.00		\$ 18.00	\$ 37,440.00	
						\$ 393,243.45				\$ 445,673.86	
Brooks, Katrina L	CS	100%	2081.75	19.75	\$13.00	\$ 25,203.97	\$ 13.00		\$ 13.91	\$ 29,369.23	
Hatfield, Tracie R	CS	100%	1260.75	1.50	\$13.00	\$ 15,419.10	\$ 13.00		\$ 13.91	\$ 17,568.33	
Huffman, Michelle R	CS	100%	2092.75	9.00	\$12.00	\$ 23,802.41	\$ 12.00		\$ 13.08	\$ 27,549.75	
McCown, Silena N	CS	100%	2093.25	19.50	\$16.71	\$ 35,037.43	\$ 16.71		\$ 17.71	\$ 37,589.48	
Snodgrass, Courtney L	CS	100%	234.14			\$ 2,209.02					
Watson, Melissa K	CS	100%	2085.00	5.75	\$15.50	\$ 32,036.08	\$ 15.50		\$ 16.43	\$ 34,398.26	
Wright, Melissa	CS	100%			\$19,660.58	\$ 38,319.88		\$ 39,321.15		\$ 41,287.21	
						\$ 172,027.89				\$ 187,762.25	
Belcher, Ronnie K	MN	81%	2145.50	37.50	\$13.75	\$ 24,139.63	\$ 13.75		\$ 15.02	\$ 26,786.93	
Dotson, Edward L	MN	100%	653.75	10.00	\$18.87	\$ 12,618.96					
Lockard, Jacob N	MN	81%	2180.50	137.50	\$14.00	\$ 25,541.72	\$ 14.00		\$ 15.12	\$ 29,231.00	
Newsome, Trevor K	MN	81%	1803.50	216.00	\$13.50	\$ 23,113.43	\$ 13.50		\$ 15.02	\$ 25,883.59	
Taylor, Brad E	MN	81%			\$44,212.50	\$ 35,420.86		\$ 51,500.00		\$ 43,383.60	
						\$ 120,834.60				\$ 125,285.13	
Bentley, Brian K	MT	100%			\$25,081.63	\$ 49,312.12		\$ 50,163.40		\$ 52,169.94	
DeBarge, Caleb T	MT	100%	1526.50	27.50	\$12.00	\$ 17,967.38				\$ -	
Grubb, David K	MT	100%	2110.50	75.00	\$13.50	\$ 28,234.13	\$ 15.00		\$ 16.20	\$ 36,012.60	
Justice, Andrew C	MT	100%	1870.81	131.50	\$16.50	\$ 23,526.57	\$ 16.50		\$ 17.82	\$ 36,852.83	
Ratiff, Darrell	MT	100%	2080.00				\$ 12.00		\$ 14.01	\$ 29,140.80	
						\$ 119,040.20				\$ 154,176.17	
Beckett, Clarence B	TD	100%	2173.00	239.50	\$16.75	\$ 41,199.71	\$ 16.75		\$ 20.39	\$ 51,632.58	

\$ 35,135.97

Mountain Water District
Water Utility Wages (Test Year, Current, and Future)

last name	empty funcnt	percent water	test year hours worked		test year (2nd half) ending rate	test year water wages	current hourly rate	current water wages	imminent hourly rate	imminent water wages	
			regular	CO & OT							
Blackburn, Joshua R	TD	100%	2158.50	130.50	\$14.50	\$ 37,025.32	\$ 14.50		18.02	\$ 42,423.59	
Cole, Dominic D	TD	100%	2350.00	328.50	\$15.50	\$ 39,841.17	\$ 15.50		19.07	\$ 54,211.24	
Collier, Justin E	TD	100%	2027.00	283.00	\$14.00	\$ 31,107.75					quit
Elswick, Tyler W	TD	100%	1676.00	61.00	\$42,000.00	\$ 30,763.31		\$ 42,000.00			went to salary
Gibson, Colby	TD	100%	538.98	83.00	\$11.50	\$ 7,324.67					quit
Joyce, Jonathan D	TD	100%			\$24,202.40	\$ 47,556.28		\$ 48,404.79			
Justice, Whetsel C	TD	100%	2097.00	20.50	\$16.50	\$ 34,309.20	\$ 16.50		17.82	\$ 37,916.51	
Mullins, Jesse W	TD	100%	322.31	21.00	\$12.00	\$ 4,245.74					new
Newcomb, Samuel H	TD				\$11.03	\$ -					quit
Newsome, Brian D	TD	100%	1484.00	155.75	\$12.50	\$ 19,461.52	\$ 14.50		18.02	\$ 30,951.60	
Nichols, Robert G	TD	100%			\$23,770.75	\$ 46,399.64					retired
Scalf, William D	TD	100%			\$27,993.14	\$ 55,115.90		\$ 55,986.28			
Sesco, Jason F	TD	100%	1929.00	129.50	\$13.93	\$ 46,946.18		\$ 48,760.00			went salary
Spears, Jacob I	TD	100%	616.68	29.50		\$ 6,713.38					quit
Stanley, Joshua D	TD	100%	1920.00	137.50	\$16.50	\$ 32,682.34					quit
Tackett, Kasey M	TD	100%				\$ -					quit
Taylor, David M	TD	100%			\$23,316.50	\$ 97,674.86		\$ 88,425.00			
Thacker, James A	TD	100%	2142.50	201.00	\$13.00	\$ 28,655.57	\$ 13.00		15.08	\$ 36,855.52	
Wolford, Aaron D	TD	81%			\$27,310.40	\$ 43,529.08		\$ 54,620.80			
Wood, Brady M	TD	100%	96.54	0.00	\$11.55	\$ 1,115.04					quit
Wright, Terry W	TD	100%	1292.50	154.00	\$16.50	\$ 24,617.86	\$ 16.50		20.09	\$ 30,607.12	
Dills, Kristopher R	WD	100%			\$25,327.09	\$ 49,782.28		\$ 50,654.20			
Lucas, Timothy A	WD	100%			\$26,544.52	\$ 51,723.54		\$ 56,201.60			
						\$ 777,790.34					\$ (23,946.23)
Caudill, Daniel W	WL	100%	2322.78	26.00	\$13.00	\$ 30,600.82	\$ 13.00		15.02	\$ 35,473.94	
Sesco, Andrew T	WL	100%	2400.50	214.00		\$ 36,604.57	\$ 13.93		16.02	\$ 43,598.43	check
Stanley, Harold J	WL	100%	2119.00	63.25	\$13.75	\$ 29,890.75					quit
						\$ 97,096.14					\$ (18,023.77)
Belcher, Brandon S	WOP	100%	682.00	82.00	\$13.75	\$ 9,509.00	\$ 14.00		15.02	\$ 12,091.10	
Overstreet, Austin B	WOP	100%	2163.00	49.00	\$17.50	\$ 38,587.83	\$ 20.50		21.53	\$ 48,151.85	
Smith, Dakoda R	WOP	100%	2183.00	10.00	\$17.50	\$ 37,928.39	\$ 17.50		18.38	\$ 40,399.24	
Taylor Jr., David M	WOP	100%	2140.00	157.00		\$ 47,559.02	\$ 20.50		21.53	\$ 51,144.52	

Mountain Water District
 Water Utility Wages (Test Year, Current, and Future)

last name	employ funcnt	percent water	test year hours worked		test year (2nd half) ending rate	test year water wages	current hourly rate	current water wages	imminent hourly rate	imminent water wages	
			regular	CO & OT							
Blackburn, Gary J	WQ	100%	2158.50	180.50	\$16.01	\$ 133,584.24	\$ 17.01		\$ 18.37	\$ 44,625.32	\$ 18,202.46
Mullins, Donald G	WQ	100%	2098.50	58.50	\$14.00	\$ 29,646.10	\$ 14.00		\$ 15.12	\$ 33,056.10	
						\$ 67,455.50				\$ 77,681.42	\$ 10,225.92
						\$ 1,881,072.36				\$ 1,975,282.00	\$ 94,209.64



Proposed fully insured benefit rates

MOUNTAIN WATER DISTRICT

Group Number: W26979

Effective November 1, 2022 through October 31, 2023

Quote highlights

Funding type: Fully Insured
Commission included in rates

Selected Plan

Renewal Plan Designs

Anthem Blue Access PPO Option 14 (T1): \$10/\$35/\$75/\$25% to \$350, Tiered - 6CVZ Embedded Essential

Anthem Blue Access PPO Option 5 (T1): \$10/\$35/\$75/\$25% to \$350, Tiered - 6CVM Embedded Essential

Benefit	Blue Access Standard	Blue Access Standard
Deductible (individual/family)	\$2,000/\$4,000	\$750/\$2,250
Coinsurance	20%	20%
Out-of-pocket maximum (individual/family)	\$4,500/\$9,000	\$4,000/\$8,000
Office visit (primary care physician/specialist) copay	\$20/\$50	\$20/\$50
Inpatient/Outpatient hospital copay (Surgery)	\$300 + Coins/\$20	\$300 + Coins/Ded & Coins
Emergency room/urgent care copay	\$10/\$35/\$75/\$25% to \$350	\$10/\$35/\$75/\$25% to \$350
Prescription drugs - retail	\$25/\$105/\$225	\$25/\$105/\$225
Prescription drugs - mail order	\$5,000/\$12,000	\$2,250/\$4,500
OON Deductible (individual/family)	50%	50%
OON Coinsurance	\$13,500/\$27,000	\$12,000/\$24,000

Benefit categories reflect In-network benefits unless noted as Out-Of-Network (OON)

Monthly Rates, Assumed Enrollment and Total Premium

Employee	Employees	Current rates	Renewal rates	Employees	Current rates	Renewal rates
Employee	20	\$540.73	\$594.80	18	\$584.91	\$643.40
Employee + Spouse	2	\$1,189.60	\$1,308.56	3	\$1,286.81	\$1,415.49
Employee + Children	2	\$1,027.38	\$1,130.12	5	\$1,111.33	\$1,222.46
Employee + Family	0	\$1,730.32	\$1,903.35	2	\$1,871.72	\$2,058.89
Total Employees/Monthly Premium	24	\$15,249	\$16,773	28	\$23,689	\$26,058
Annual Premium		\$182,993	\$201,280		\$284,267	\$312,693
Premium Action		10.00%	10.00%		10.00%	10.00%

Overall Total Annual Premium \$ 467,250
Overall Premium Action 10.00%
Current Premium \$ 467,250
Renewal Premium \$ 513,973

Authorized Signature: *Christy H. H. H.*
By typing my name I intend to be an agency signature, and that I am authorized to sign on behalf of this group.

Title: *COO*
Date: *10/14/22*

MWD Pro Forma Water Benefits

employee		benefits but no retirement	% water	test year water benefits	how much is healthcare	water healthcare	Anthem 10% increase	pro forma water healthcare	reduction to comply with Cicero's %
Burnette, William R	AD	11,951.16	100%	11,951.16	11,451.00	11,451.00	1,145.10	12,596.10	(4,030.75)
Fields, Tammie R	AD	7,021.18	100%	7,021.18	6,573.00	6,573.00	657.30	7,230.30	(1,518.36)
Hatfield, Carrie L	AD	7,149.92	81%	5,791.44	6,476.00	5,245.56	524.56	5,770.12	(1,211.72)
Lowe, Arthur K	AD	7,095.32	100%	7,095.32	6,476.00	6,476.00	647.60	7,123.60	(1,495.96)
Newsome, Flora	AD	6,628.52	100%	6,628.52	10,915.00	10,915.00	1,091.50	12,006.50	(3,842.08)
Olson, Tammy S	AD	11,428.24	100%	11,428.24	10,915.00	10,915.00	1,091.50	12,006.50	(3,842.08)
Sawyers, Roy B	AD	709.88	81%	575.00		0.00	0.00	0.00	0.00
Stacy, Jamie	AD	4,017.15	81%	3,253.89	3,516.00	2,847.96	284.80	3,132.76	(657.88)
			AD	53,744.75			5,442.35		(16,598.83)
Brooks, Katrina L	CS	6,634.40	100%	6,634.40	6,220.00	6,220.00	622.00	6,842.00	(1,436.82)
Hatfield, Tracie R	CS	3,554.18	100%	3,554.18	3,244.00	3,244.00	324.40	3,568.40	(749.36)
Huffman, Michelle R	CS	6,888.20	100%	6,888.20	6,476.00	6,476.00	647.60	7,123.60	(1,495.96)
McCown, Silena N	CS	6,981.08	100%	6,981.08	6,476.00	6,476.00	647.60	7,123.60	(1,495.96)
Snodgrass, Courtney L	CS	35.16	100%	35.16		0.00	0.00	0.00	0.00
Watson, Melissa K	CS	6,915.92	100%	6,915.92	6,476.00	6,476.00	647.60	7,123.60	(1,495.96)
Wright, Melissa	CS	7,076.23	100%	7,076.23	6,618.00	6,618.00	661.80	7,279.80	(1,528.76)
			CS	38,085.17			3,551.00		(8,202.81)
Belcher, Ronnie K	MN	1,826.76	81%	1,479.68	10,478.00	8,487.18	848.72	9,335.90	(2,987.49)
Dotson, Edward L	MN	5,228.40	100%	5,228.40	5,010.00	5,010.00	501.00	5,511.00	(1,157.31)
Lockard, Jacob N	MN	7,141.38	81%	5,784.52	6,667.00	5,400.27	540.03	5,940.30	(1,247.46)
Newsome, Trevor K	MN	11,317.96	81%	9,167.55	6,330.00	5,127.30	512.73	5,640.03	(1,184.41)
Taylor, Brad E	MN	6,904.46	81%	5,592.61	13,414.00	10,865.34	1,086.53	11,951.87	(3,824.60)
			MN	27,252.75			3,489.01		(10,401.27)
Bentley, Brian K	MT	6,768.44	100%	6,768.44	6,220.00	6,220.00	622.00	6,842.00	(1,436.82)
DeBarge, Caleb T	MT	4,701.20	100%	4,701.20	4,472.00	4,472.00	447.20	4,919.20	(1,033.03)
Grubb, David K	MT	6,621.08	100%	6,621.08	6,220.00	6,220.00	622.00	6,842.00	(1,436.82)
Justice, Andrew C	MT	17,576.12	100%	17,576.12		0.00	0.00	0.00	0.00
			MT	35,666.84			1,691.20		(3,906.67)
Beckett, Clarence B	TD	6,992.96	100%	6,992.96	6,476.00	6,476.00	647.60	7,123.60	(1,495.96)
Blackburn, Joshua R	TD	6,659.84	100%	6,659.84	6,220.00	6,220.00	622.00	6,842.00	(1,436.82)
Cole, Dominic D	TD	4,551.44	100%	4,551.44	4,124.00	4,124.00	412.40	4,536.40	(952.64)
Collier, Justin E	TD	6,621.24	100%	6,621.24	6,220.00	6,220.00	622.00	6,842.00	(1,436.82)
Elswick, Tyler W	TD	414.87	100%	414.87		0.00	0.00	0.00	0.00
Gibson, Colby	TD	4,087.04	100%	4,087.04	4,008.00	4,008.00	400.80	4,408.80	(925.85)
Joyce, Jonathan D	TD	11,366.80	100%	11,366.80	10,915.00	10,915.00	1,091.50	12,006.50	(3,842.08)
Justice, Whetsel C	TD	174.60	100%	174.60	17,081.00	17,081.00	1,708.10	18,789.10	(6,012.51)
Mullins, Jesse W	TD	396.54	100%	396.54	397.00	397.00	39.70	436.70	(91.71)
Newcomb, Samuel H	TD	1,026.04		0.00	947.00	0.00	0.00	0.00	0.00
Newsome, Brian D	TD	6,747.80	100%	6,747.80	6,220.00	6,220.00	622.00	6,842.00	(1,436.82)
Nichols, Robert G	TD	10,925.68	100%	10,925.68	10,478.00	10,478.00	1,047.80	11,525.80	(3,688.26)
Scalf, William D	TD	7,077.32	100%	7,077.32	6,476.00	6,476.00	647.60	7,123.60	(1,495.96)
Sesco, Jason F	TD	517.92	100%	517.92	10,915.00	10,915.00	1,091.50	12,006.50	(3,842.08)
Spears, Jacob I	TD	6,279.20	100%	6,279.20	6,220.00	6,220.00	622.00	6,842.00	(1,436.82)
Stanley, Joshua D	TD	6,906.08	100%	6,906.08	6,476.00	6,476.00	647.60	7,123.60	(1,495.96)
Tackett, Kasey M	TD	0.00	100%	0.00		0.00	0.00	0.00	0.00
Taylor, David M	TD	13,945.41	100%	13,945.41	6,215.00	6,215.00	621.50	6,836.50	(1,435.67)
Thacker, James A	TD	3,906.68	100%	3,906.68	3,486.00	3,486.00	348.60	3,834.60	(805.27)
Wolford, Aaron D	TD	284.52	81%	230.46		0.00	0.00	0.00	0.00
Wood, Brady M	TD	559.00	100%	559.00	559.00	559.00	55.90	614.90	(129.13)
Wright, Terry W	TD	4,069.63	100%	4,069.63	3,785.00	3,785.00	378.50	4,163.50	(874.34)
Dills, Kristopher R	TD	12,000.72	100%	12,000.72	11,451.00	11,451.00	1,145.10	12,596.10	(2,645.18)
Lucas, Timothy A	TD	12,671.16	100%	12,671.16	12,114.00	12,114.00	1,211.40	13,325.40	(2,798.33)
			TD	127,102.39			13,983.60		(38,278.19)
Caudill, Daniel W	WL	6,598.52	100%	6,598.52	6,220.00	6,220.00	622.00	6,842.00	(1,436.82)
Sesco, Andrew T	WL	11,433.82	100%	11,433.82		0.00	0.00	0.00	0.00
Stanley, Harold J	WL	6,647.84	100%	6,647.84	6,220.00	6,220.00	622.00	6,842.00	(1,436.82)
			WL	24,680.18			1,244.00		(2,873.64)
Belcher, Brandon S	WOP	10,906.12	100%	10,906.12	1,677.00	1,677.00	167.70	1,844.70	(387.39)
Overstreet, Austin B	WOP	6,641.00	100%	6,641.00	6,220.00	6,220.00	622.00	6,842.00	(1,436.82)
Smith, Dakota R	WOP	12,623.28	100%	12,623.28	12,114.00	12,114.00	1,211.40	13,325.40	(4,264.13)
Taylor Jr., David M	WOP	0.00	100%	0.00		0.00	0.00	0.00	0.00
			WOP	30,170.40			2,001.10		(6,088.34)
Blackburn, Gary J	WQ	12,611.88	100%	12,611.88	12,114.00	12,114.00	1,211.40	13,325.40	(4,264.13)
Mullins, Donald G	WQ	190.68	100%	190.68			0.00	0.00	0.00
			WQ	12,802.56			1,211.40		(4,264.13)
		totals		349,505.04			32,613.66		(90,613.87)

Employer Contributions

The 2021 Regular Session of the **Kentucky General Assembly** adjourned *sine die* on March 30, 2021, establishing contribution rates effective July 1, 2021. Due to the COVID-19 crisis, the legislature passed a one-year budget during the 2020 Regular Session rather than the customary two-year budget. Therefore, the General Assembly passed House Bill 192 (<https://apps.legislature.ky.gov/recorddocuments/bill/21RS/hb192/bill.pdf>) during the 2021 Session that will cover Fiscal Year 2022.

CERS Employer Contribution Rates

System	Fiscal Year 2022	Fiscal Year 2023
	Effective July 1, 2021	Effective July 1, 2022
CERS Nonhazardous	26.95%	26.79%
CERS Hazardous	44.33%	49.59%

Invoice

WTP

INVOICE DATE	INVOICE NUMBER
07/21/2022	S100186353.001
REMIT TO: CITCO Water P.O. BOX 2163 HUNTINGTON, WV 25722	PAGE NO.
	1 of 1

BILL TO:

SHIP TO:

MOUNTAIN WATER DISTRICT
P O BOX 3157
PIKEVILLE, KY 41502

MOUNTAIN WATER DISTRICT
RUSSELL FORK CREEK
43 HARLESS CREEK ROAD
REGINA, KY 41559

CUSTOMER NUMBER	CUSTOMER PO NUMBER	JOB NAME / RELEASE NUMBER	SALESPERSON		
5641	15770		Andrew Jackson		
WRITER		SHIP VIA	TERMS	SHIP DATE	ORDER DATE
Jonathon Kuchenbrod		DIRECT	NET 30 DAYS	07/21/2022	06/03/2022
ORDER QTY	SHIP QTY	DESCRIPTION	UNIT PRICE	EXT PRICE	
4477gl	4477gl	^RQ, UN1791, HYPOCHLORITE SOLUTIONS, 8, PG III, BULK TANKER (12.5% SODIUM HYPOCHLORITE) CERTIFIED TO * NSF/ ANSI 60 *	2.420/gl	10834.34	

Invoice is due by 08/20/2022

Past Due invoices may be subject to 1.50% late charge. Effective June 1, 2022, CITCO Water is updating its ACH/wire instructions as outlined below. Please continue to send all remittance

PLEASE BE ADVISED THAT EFFECTIVE APRIL 1, 2021, CITCO Water IS CHANGING OUR POLICY ON ACCEPTING PAYMENTS BY USE OF A CREDIT CARD. PAYMENTS AT TIME OF DELIVERY WILL BE ACCEPTED WITH NO CREDIT CARD FEE. ALL OTHER PAYMENTS WITH A CREDIT CARD WILL BE CHARGED A 3.5% FEE IN ADDITION TO THE PAYMENT AMOUNT. FOR QUESTIONS, PLEASE CALL 1-800-999-3484.

Subtotal	10834.34
S&H Charges	952.01
Tax	0.00
Payments	0.00
Amount Due	11786.35



Invoice

INVOICE DATE	INVOICE NUMBER
09/17/2021	S100162788.001
REMIT TO: CITCO Water P.O. BOX 2163 HUNTINGTON, WV 25722	PAGE NO.
	1 of 1

BILL TO:

SHIP TO:

MOUNTAIN WATER DISTRICT
P O BOX 3157
PIKEVILLE, KY 41502

MOUNTAIN WATER DISTRICT
RUSSELL FORK CREEK
43 HARLESS CREEK ROAD
REGINA, KY 41559

CUSTOMER NUMBER		CUSTOMER PO NUMBER		JOB NAME / RELEASE NUMBER		SALESPERSON	
5641		14724				Andrew Jackson	
WRITER		SHIP VIA		TERMS		SHIP DATE	ORDER DATE
Jesse Grubbs		DIRECT		NET 30 DAYS		09/17/2021	09/07/2021
ORDER QTY	SHIP QTY	DESCRIPTION				UNIT PRICE	EXT PRICE
3948gl	3948gl	RQ, UN1791, HYPOCHLORITE SOLUTIONS, 8, PG III, TOTE (12.5% SODIUM HYPOCHLORITE) CERTIFIED TO * NSF/ ANSI 60 * WT OF CONTAINERS FULL _____ WT OF CONTAINERS EMPTY _____ MAXIUM USE 60 MG/L LOT# _____ MFR.DATE _____ REPACKAGE DATE _____				1.862/ea	7351.18

Invoice is due by 10/17/2021

Past Due invoices may be subject to 1.50% late charge.
*****PLEASE SEE IMPORTANT CREDIT CARD UPDATE*****

PLEASE BE ADVISED THAT EFFECTIVE APRIL 1, 2021, CITCO Water IS
 CHANGING OUR POLICY ON ACCEPTING PAYMENTS BY USE OF A CREDIT CARD.
 PAYMENTS AT TIME OF DELIVERY WILL BE ACCEPTED WITH NO CREDIT CARD
 FEE. ALL OTHER PAYMENTS WITH A CREDIT CARD WILL BE CHARGED A 3.5% FEE
 IN ADDITION TO THE PAYMENT AMOUNT.

Subtotal	7351.18
S&H Charges	338.25
Tax	0.00
Payments	0.00
Amount Due	7689.43

Invoice

INVOICE DATE	INVOICE NUMBER
07/21/2022	S100189797.001
REMIT TO: CITCO Water P.O. BOX 2163 HUNTINGTON, WV 25722	PAGE NO.
	1 of 1

BILL TO:

SHIP TO:

MOUNTAIN WATER DISTRICT
P O BOX 3157
PIKEVILLE, KY 41502

MOUNTAIN WATER DISTRICT
RUSSELL FORK CREEK
43 HARLESS CREEK ROAD
REGINA, KY 41559

CUSTOMER NUMBER	CUSTOMER PO NUMBER	JOB NAME / RELEASE NUMBER	SALESPERSON		
5641	15888		Andrew Jackson		
WRITER		SHIP VIA	TERMS	SHIP DATE	ORDER DATE
Jonathon Kuchenbrod		DIRECT	NET 30 DAYS	07/21/2022	07/08/2022
ORDER QTY	SHIP QTY	DESCRIPTION	UNIT PRICE	EXT PRICE	
45100lb	45100lb	^UN1760, CORROSIVE LIQUIDS, N.O.S. 8, PG III, DELPAC 2020, TANKER (POLYALUMINUM HYDROXYCHLOROSULFATE) NSF/ ANSI 60 MAX. USE 250 MG/L	0.358/lb	16145.80	

Invoice is due by 08/20/2022

Past Due invoices may be subject to 1.50% late charge.
Effective June 1, 2022, CITCO Water is updating its ACH/wire instructions as outlined below. Please continue to send all remittance

PLEASE BE ADVISED THAT EFFECTIVE APRIL 1, 2021, CITCO Water IS CHANGING OUR POLICY ON ACCEPTING PAYMENTS BY USE OF A CREDIT CARD. PAYMENTS AT TIME OF DELIVERY WILL BE ACCEPTED WITH NO CREDIT CARD FEE. ALL OTHER PAYMENTS WITH A CREDIT CARD WILL BE CHARGED A 3.5% FEE IN ADDITION TO THE PAYMENT AMOUNT. FOR QUESTIONS, PLEASE CALL 1-800-999-3484.

Subtotal	16145.80
S&H Charges	988.82
Tax	0.00
Payments	0.00
Amount Due	17134.62

Invoice

INVOICE DATE	INVOICE NUMBER	PAGE NO.
10/19/2021	S100165880.002	
REMIT TO: CITCO Water P.O. BOX 2163 HUNTINGTON, WV 25722		1 of 1

BILL TO:

SHIP TO:

MOUNTAIN WATER DISTRICT
P O BOX 3157
PIKEVILLE, KY 41502

MOUNTAIN WATER DISTRICT
RUSSELL FORK CREEK
43 HARLESS CREEK ROAD
REGINA, KY 41559

CUSTOMER NUMBER		CUSTOMER PO NUMBER		JOB NAME / RELEASE NUMBER		SALESPERSON		
5641		14878				Andrew Jackson		
WRITER			SHIP VIA		TERMS		SHIP DATE	ORDER DATE
Jesse Grubbs			DIRECT		NET 30 DAYS		10/19/2021	10/08/2021
ORDER QTY	SHIP QTY	DESCRIPTION				UNIT PRICE	EXT PRICE	
44560lb	44560lb	UN1760, CORROSIVE LIQUIDS, N.O.S. 8, PG III, DELPAC 2020, TOTE (POLYALUMINUM HYDROXYCHLOROSULFATE) NSF/ ANSI 60 MAX. USE 250 MG/L WT. OF CONTAINER(S) FULL _____ WT. OF CONTAINER(S) RETURNED _____ LOT# _____ DATE: _____ REPACKAGE DATE: _____				0.290/lb	12922.40	

Invoice is due by 11/18/2021

Past Due invoices may be subject to 1.50% late charge.
PLEASE SEE IMPORTANT CREDIT CARD UPDATE

PLEASE BE ADVISED THAT EFFECTIVE APRIL 1, 2021, CITCO Water IS CHANGING OUR POLICY ON ACCEPTING PAYMENTS BY USE OF A CREDIT CARD. PAYMENTS AT TIME OF DELIVERY WILL BE ACCEPTED WITH NO CREDIT CARD FEE. ALL OTHER PAYMENTS WITH A CREDIT CARD WILL BE CHARGED A 3.5% FEE IN ADDITION TO THE PAYMENT AMOUNT.

Subtotal	12922.40
S&H Charges	0.00
Tax	0.00
Payments	0.00
Amount Due	12922.40

Invoice

INVOICE DATE	INVOICE NUMBER
08/18/2022	S100193296.001
REMIT TO: CITCO Water P.O. BOX 2163 HUNTINGTON, WV 25722	PAGE NO.
	1 of 1

BILL TO:

SHIP TO:

MOUNTAIN WATER DISTRICT
P O BOX 3157
PIKEVILLE, KY 41502

MOUNTAIN WATER DISTRICT
RUSSELL FORK CREEK
43 HARLESS CREEK ROAD
REGINA, KY 41559

CUSTOMER NUMBER	CUSTOMER PO NUMBER	JOB NAME / RELEASE NUMBER	SALESPERSON		
5641	16005		Andrew Jackson		
WRITER		SHIP VIA	TERMS	SHIP DATE	ORDER DATE
Reed Templeton		ROUTE 23 SOUTH	NET 30 DAYS	08/18/2022	08/12/2022
ORDER QTY	SHIP QTY	DESCRIPTION	UNIT PRICE	EXT PRICE	
10ea	10ea	UN1791, HYPOCHLORITE SOLUTIONS, 8, PG III, 5 GALLON DRUM (SODIUM HYPOCHLORITE) NON RET. DRUM CERTIFIED TO NSF/ ANSI 60	37.000/ea	370.00	
1ea	1ea	FUEL SURCHARGE	0.000/ea	0.00	
<p>08-18-2022 11:01:53 AM</p> <p><i>Austin</i></p> <p>Austin</p>					

Invoice is due by 09/17/2022

Past Due invoices may be subject to 1.50% late charge. Effective June 1, 2022, CITCO Water is updating its ACH/wire instructions as outlined below. Please continue to send all remittance

PLEASE BE ADVISED THAT EFFECTIVE APRIL 1, 2021, CITCO Water IS CHANGING OUR POLICY ON ACCEPTING PAYMENTS BY USE OF A CREDIT CARD. PAYMENTS AT TIME OF DELIVERY WILL BE ACCEPTED WITH NO CREDIT CARD FEE. ALL OTHER PAYMENTS WITH A CREDIT CARD WILL BE CHARGED A 3.5% FEE IN ADDITION TO THE PAYMENT AMOUNT. FOR QUESTIONS, PLEASE CALL 1-800-999-3484.

Subtotal	370.00
S&H Charges	0.00
Tax	0.00
Payments	0.00
Amount Due	370.00



Invoice

INVOICE DATE	INVOICE NUMBER	PAGE NO.
09/10/2021	S100161809.002	
REMIT TO: CITCO Water P.O. BOX 2163 HUNTINGTON, WV 25722		1 of 1

BILL TO:

MOUNTAIN WATER DISTRICT
P O BOX 3157
PIKEVILLE, KY 41502

SHIP TO:

MOUNTAIN WATER DISTRICT
RUSSELL FORK CREEK
43 HARLESS CREEK ROAD
REGINA, KY 41559

CUSTOMER NUMBER	CUSTOMER PO NUMBER	JOB NAME / RELEASE NUMBER	SALESPERSON	
5641	14689		Andrew Jackson	
WRITER	SHIP VIA	TERMS	SHIP DATE	ORDER DATE
Larry Salmons	ROUTE 23 SOUTH	NET 30 DAYS	09/10/2021	08/27/2021
ORDER QTY	SHIP QTY	DESCRIPTION	UNIT PRICE	EXT PRICE
7ea	7ea	UN1791, HYPOCHLORITE SOLUTIONS, 8, PG III, 5 GALLON DRUM (SODIUM HYPOCHLORITE) NON RET. DRUM CERTIFIED TO NSF/ ANSI 60	23.950/ea	167.65

Invoice is due by 10/10/2021

Past Due invoices may be subject to 1.50% late charge.
*****PLEASE SEE IMPORTANT CREDIT CARD UPDATE*****

PLEASE BE ADVISED THAT EFFECTIVE APRIL 1, 2021, CITCO Water IS CHANGING OUR POLICY ON ACCEPTING PAYMENTS BY USE OF A CREDIT CARD. PAYMENTS AT TIME OF DELIVERY WILL BE ACCEPTED WITH NO CREDIT CARD FEE. ALL OTHER PAYMENTS WITH A CREDIT CARD WILL BE CHARGED A 3.5% FEE IN ADDITION TO THE PAYMENT AMOUNT.

Subtotal	167.65
S&H Charges	0.00
Tax	0.00
Payments	0.00
Amount Due	167.65

19.20

James Whitt 1650 (11)
 Proposal was going to be 100% water

MOUNTAIN WATER DISTRICT
 2023 PROPOSED MANPOWER RATE INCREASE

EMPLOYEE NAME	EMPLOYEE JOB TITLE	EMPLOYEE HOURLY RATE	MANPOWER BILLING RATE	MANPOWER ANNUAL BILLING RATE	PROPOSED EMPLOYEE HOURLY RATE	PROPOSED PERCENT INCREASED	MANPOWER PROPOSED BILLING RATE	MANPOWER PROPOSED ANNUAL BILLING INCREASE	MANPOWER PROPOSED ANNUAL BILLING RATE
CURRENT TEMP EMPLOYEES									
1 Dave Maynard	Belfry WW Utility Tech	\$12.00	\$19.20	\$39,936.00	\$13.00	8.33%	\$20.80	\$3,328.00	\$43,264.00
2 Travis Stacy	WTP Operator Trainee	\$12.00	\$19.20	\$39,936.00	\$13.00	8.33%	\$20.80	\$3,328.00	\$43,264.00
3 Nick Robinson	Const. Water Utility Tech (Leak)	\$12.00	\$19.20	\$39,936.00	\$13.00	8.33%	\$20.80	\$3,328.00	\$43,264.00
4 Ryan Scarberry	Night Shift Leak Detection Tech	\$12.00	\$19.20	\$39,936.00	\$13.00	8.33%	\$20.80	\$3,328.00	\$43,264.00
5 Aiden Smith	Pond Creek Water Utility Tech	\$12.00	\$19.20	\$39,936.00	\$13.00	8.33%	\$20.80	\$3,328.00	\$43,264.00
6 Zachary Yates	Const. Water Utility Tech	\$12.00	\$19.20	\$39,936.00	\$13.00	8.33%	\$20.80	\$3,328.00	\$43,264.00
7 Weston Lowe	Meter Service Tech	\$12.00	\$19.20	\$39,936.00	\$13.00	8.33%	\$20.80	\$3,328.00	\$43,264.00
8 Phillip Wallace	Grapevine Equip. Operator Trainee	\$12.00	\$19.20	\$39,936.00	\$13.00	8.33%	\$20.80	\$3,328.00	\$43,264.00
9 Matthew Totten	Const. Water Utility Tech	\$12.00	\$19.20	\$39,936.00	\$13.00	8.33%	\$20.80	\$3,328.00	\$43,264.00
10 James Whitt	Const. Water Utility Tech	\$12.00	\$19.20	\$39,936.00	\$13.00	8.33%	\$20.80	\$3,328.00	\$43,264.00
11 Jacob Spears	Marrowbone Water Utility Tech	\$12.00	\$19.20	\$39,936.00	\$13.00	8.33%	\$20.80	\$3,328.00	\$43,264.00
12 Preston Kirk	Meter Service Tech	\$12.00	\$19.20	\$39,936.00	\$13.00	8.33%	\$20.80	\$3,328.00	\$43,264.00

(5) 1
2
3
4
5
6
7
8
9
10
11
12

Current Annual Temp Salary	\$479,232.00	2023 Proposed Annual Temp Salary	\$519,168.00
Current Estimated Overtime @ 6%	\$28,753.92	2023 Estimated Overtime @ 6%	\$31,150.08
Current Annual Total Salary	\$507,985.92	Proposed Annual Total Salary	\$550,318.08
Current Monthly Total Salary	\$42,332.16	Proposed Monthly Total Salary	\$45,859.84

Difference In Total	
Annual	\$42,332.16
Monthly	\$3,527.68

what manpower bills MWD

where is this on the ledger?

6351.08 only has
 # 245,620.46
 for July 1, 2021 thru
 June 30, 2022.

I was told that account
 was the temps

did car allowance change?

Dec 2x
 + 233,611.54
 + 39,936.00

 # 273,547.54

less sewer
 - 49,264.10
 # 230,283.54
 pro forward

Take a cross-reference for salaries/benefits

14 May 2022

ledger numbers

6011.01 \$ 288.00
 6011.03 \$ 154,676.06
 6011.05 \$ ~~888,071.60~~
 6011.06 \$ 12,868.96
 6011.07 \$ 280,669.84
 6011.08 \$ 130,841.80

for seller rate study

6011.17 \$ 385,023.43
 6031.09 \$ 456,894.12

6011.17 \$ 385,023.43
 6031.09 13% \$ 58,939.34

ledger says \$ 443,962.77
 426,192.89

Carrie's employee information

100% water \$ 1,564,714.87
 joint @ 19% water \$ 316,357.49

\$ 1,881,072.36

Δ in water 15,201

actual water part of 6031.09 \$ 397,952.11

calculate it 2 ways

Carrie's salaries w/ all joint 81% W / 19% S

* 1,881,072.36 water

ledger 6011.01 thru .08 1,467,415.86 plus 87% 6031 397,954.78

for water \$ 1,865,870.64

ledger \$ 2,307,269.25

Carrie's \$ 2,309,333.41

* 426,192.89 seller

6011.17 385,023.43 plus 13% 6031 58,939.34

443,962.77

MOUNTAIN WATER DISTRICT
2023 PROPOSED SALARY INCREASE

EMPLOYEE NAME	EMPLOYEE JOB TITLE	REGULAR HOURS	CURRENT ANNUAL SALARY RATE	PROPOSED PERCENTAGE INCREASE	PROPOSED ANNUAL INCREASE	PROPOSED ANNUAL SALARY	HIRE DATE																																																																
WATER DISTRIBUTION																																																																							
David M. Taylor	Operations Mgr / DW III / WTP Oper Class IV	2080	\$88,425.00	3.00%	\$2,652.75	\$91,077.75	6/12/2000																																																																
David Wolford	Assistant Operations Manager / CDL	2080	\$54,620.80	10.00%	\$5,462.08	\$60,082.88	8/18/2002																																																																
Timmy Lucas	Construction Supervisor / DW III / CDL	2080	\$56,201.60	4.00%	\$2,248.06	\$58,449.66	4/1/1995																																																																
William Scalf	Pond Creek Field Supervisor / DW III	2080	\$55,986.28	4.00%	\$2,239.45	\$58,225.73	3/24/1988																																																																
Jason Saeco	Shelby Valley Field Supervisor / DW III	2080	\$48,760.00	5.00%	\$2,438.00	\$51,198.00	11/7/2005																																																																
Kristopher Dills	Night Shift & Leak Detect Supvr / WTP Oper Class III	2080	\$50,654.20	5.00%	\$2,532.71	\$53,186.91	12/18/2007																																																																
Tyler Elswick	Marrowbone Field Supervisor	2080	\$42,000.00	10.00%	\$4,200.00	\$46,200.00	2/5/2018																																																																
Jonathan Joyce	Field Supervisor / DW III	2080	\$48,404.79	5.00%	\$2,420.24	\$50,825.03	8/25/2003																																																																
REPAIR / PREVENTATIVE MAINTENANCE																																																																							
Brad Taylor	Maintenance Supervisor	2080	\$51,500.00	4.00%	\$2,060.00	\$53,560.00	5/15/2017																																																																
WATER METER SERVICE DEPARTMENT																																																																							
Brian Bentley	Meter Service Spvr.	2080	\$50,163.40	4.00%	\$2,006.54	\$52,169.94	8/6/2002																																																																
WASTEWATER TREATMENT PLANT																																																																							
Jamey Keathley	WW Ops Mgr/Fleet Mgr/DW III/WWTP Opr./WW Collect. II	2080	\$55,300.42	4.00%	\$2,612.02	\$67,912.44	8/10/1991																																																																
Chris Dempsey	WWTP Chief Operator II	2080	\$45,112.10	5.00%	\$2,255.61	\$47,367.71	9/20/2010																																																																
CUSTOMER SERVICE																																																																							
Melissa Wright	Cust. Service Mgr.	2080	\$39,321.15	5.00%	\$1,966.06	\$41,287.21	6/6/2002																																																																
ADMINISTRATION																																																																							
Roy Sawyers	District Project Manager	2080	\$89,200.00	3.00%	\$2,676.00	\$91,876.00	7/1/2000																																																																
Carrie Hatfield	Chief Financial Officer	2080	\$68,633.99	4.00%	\$2,745.36	\$71,379.35	5/13/1999																																																																
Tammy Olson	Compliance / Off. Mgr.	2080	\$63,492.50	4.00%	\$2,539.70	\$66,032.20	6/30/2003																																																																
Kevin Lowe	Office / Billing Mgr.	2080	\$64,368.70	4.00%	\$2,574.75	\$66,943.45	5/10/1999																																																																
<table style="width:100%; border:none;"> <tr> <td style="width:20%;"></td> <td style="width:10%;">Current Total Salary</td> <td style="width:10%;">\$982,144.93</td> <td style="width:10%;">4.88%</td> <td style="width:10%;">\$45,629.32</td> <td style="width:10%;">\$1,027,774.25</td> <td style="width:10%;"></td> <td style="width:10%;"></td> </tr> <tr> <td></td> <td>Retirement Rate For 2022 @ 26.95%</td> <td>\$264,688.06</td> <td></td> <td></td> <td>\$276,985.16</td> <td></td> <td></td> </tr> <tr> <td></td> <td>Payroll Taxes @ 10.63%</td> <td>\$104,402.01</td> <td></td> <td></td> <td>\$109,252.40</td> <td></td> <td></td> </tr> <tr> <td></td> <td>FICA @ 7.65%</td> <td>\$75,134.09</td> <td></td> <td></td> <td>\$78,624.73</td> <td></td> <td></td> </tr> <tr> <td></td> <td>Workers Comp @ 2.50%</td> <td>\$24,553.62</td> <td></td> <td></td> <td>\$25,694.36</td> <td></td> <td></td> </tr> <tr> <td></td> <td>Unemployment Rate</td> <td>\$3,445.39</td> <td></td> <td></td> <td>\$3,445.39</td> <td></td> <td></td> </tr> <tr> <td></td> <td>Current Annual Total Salary</td> <td>\$1,454,368.10</td> <td></td> <td></td> <td>\$1,521,776.29</td> <td></td> <td>Proposed Annual Total</td> </tr> <tr> <td></td> <td>Current Monthly Total</td> <td>\$121,197.34</td> <td></td> <td></td> <td>\$126,814.69</td> <td></td> <td>Proposed Monthly Total</td> </tr> </table>									Current Total Salary	\$982,144.93	4.88%	\$45,629.32	\$1,027,774.25				Retirement Rate For 2022 @ 26.95%	\$264,688.06			\$276,985.16				Payroll Taxes @ 10.63%	\$104,402.01			\$109,252.40				FICA @ 7.65%	\$75,134.09			\$78,624.73				Workers Comp @ 2.50%	\$24,553.62			\$25,694.36				Unemployment Rate	\$3,445.39			\$3,445.39				Current Annual Total Salary	\$1,454,368.10			\$1,521,776.29		Proposed Annual Total		Current Monthly Total	\$121,197.34			\$126,814.69		Proposed Monthly Total
	Current Total Salary	\$982,144.93	4.88%	\$45,629.32	\$1,027,774.25																																																																		
	Retirement Rate For 2022 @ 26.95%	\$264,688.06			\$276,985.16																																																																		
	Payroll Taxes @ 10.63%	\$104,402.01			\$109,252.40																																																																		
	FICA @ 7.65%	\$75,134.09			\$78,624.73																																																																		
	Workers Comp @ 2.50%	\$24,553.62			\$25,694.36																																																																		
	Unemployment Rate	\$3,445.39			\$3,445.39																																																																		
	Current Annual Total Salary	\$1,454,368.10			\$1,521,776.29		Proposed Annual Total																																																																
	Current Monthly Total	\$121,197.34			\$126,814.69		Proposed Monthly Total																																																																

HOURLY EMPLOYEE MONTHLY RATE INCREASE \$17,859.49
SALARY EMPLOYEE MONTHLY RATE INCREASE \$5,617.35
MANPOWER TEMP SERVICE - HOURLY EMPLOYEE MONTHLY RATE INCREASE \$3,527.68
TOTAL MONTHLY INCREASE \$27,004.52

MOUNTAIN WATER DISTRICT
2023 PROPOSED HOURLY RATE INCREASE

EMPLOYEE NAME	EMPLOYEE JOB TITLE	REG. HOURS	CURRENT HOURLY RATE	CURRENT ANNUAL SALARY	PROPOSED HOURLY INCREASE	PROPOSED PERCENT INCREASE	PROPOSED ANNUAL INCREASE	PROPOSED ANNUAL SALARY	HIRE DATE
WASTEWATER TREATMENT PLANT									
Robbie Starberry	WWTP Operator II / WW Collection I	2080	\$16.00	\$33,280.00	\$17.52	9.50%	\$3,161.60	\$36,441.60	4/4/2016
Jeffrey Tackett	WWTP Operator II / WW Collection II	2080	\$16.00	\$33,280.00	\$17.52	9.50%	\$3,161.60	\$36,441.60	10/10/2014
Chris Billeter	WWTP Operator / WW Collect. II	2080	\$16.50	\$34,320.00	\$17.82	8.00%	\$2,745.60	\$37,065.60	10/20/2008
Cory Mullins	WWTP Operator II / CDL	2080	\$16.77	\$34,881.60	\$18.11	8.00%	\$2,790.53	\$37,672.13	9/6/2016
WASTEWATER COLLECTION									
Jeff Bartley	WW Utility Tech / Equipment Operator	2080	\$15.00	\$31,200.00	\$18.00	20.00%	\$6,240.00	\$37,440.00	9/9/2020
Cameron Price	WW Utility Tech	2080	\$13.75	\$28,600.00	\$16.02	16.50%	\$4,719.00	\$33,319.00	1/29/2019
Sean Lamertz	WW Utility Tech	2080	\$13.00	\$27,040.00	\$15.05	15.75%	\$4,258.80	\$31,298.80	6/21/2021
CUSTOMER SERVICE									
Silena McCown	Cust. Service Clerk	2080	\$16.71	\$34,756.80	\$17.71	6.00%	\$2,085.41	\$36,842.21	8/1/2003
Melissa Watson	Cust. Service Clerk	2080	\$15.50	\$32,240.00	\$16.43	6.00%	\$1,994.40	\$34,174.40	8/6/2000
Kathia Brooks	Cust. Service Clerk	2080	\$13.00	\$27,040.00	\$13.91	7.00%	\$1,892.80	\$28,932.80	9/6/2016
Tracie Hatfield	Cust. Service Clerk	2080	\$13.00	\$27,040.00	\$13.91	7.00%	\$1,892.80	\$28,932.80	11/1/2021
Michelle Huffman	Cust. Service Teller	2080	\$12.00	\$24,960.00	\$13.08	9.00%	\$2,246.40	\$27,206.40	9/21/2020
ADMINISTRATION									
Tammie Fields	HR Spec. / AP Asst.	2080	\$16.74	\$34,819.20	\$17.74	6.00%	\$2,089.15	\$36,908.35	8/1/2016
Flore Newsome	Administrative Asst.	2080	\$15.01	\$31,220.80	\$15.91	6.00%	\$1,873.25	\$33,094.05	6/27/2008
Jamie Stacy	Safety Director	2080	\$16.04	\$33,363.20	\$17.16	7.00%	\$2,335.42	\$35,698.62	9/6/2016
Jonathan Dury	Fleet Garage Mech.	2080	\$15.00	\$31,200.00	\$18.00	20.00%	\$6,240.00	\$37,440.00	8/8/2022
Randy Burnette	Warehouse Clerk	2080	\$16.74	\$34,819.20	\$17.74	6.00%	\$2,089.15	\$36,908.35	10/17/1994

This is an increase from 2nd half of 2022

can use either one

53000

yr 1 yr 2 yr 3
0.171 dep (1/2) dep (1/2)

credit us to
new from Jerrit
about overtime

2% postage
increase
(water)

Proposed salaries
next year

raise (+)
Overtime inc (-)

MONTHLY PROPOSED HOURLY RATE INCREASE	\$17,859.49
MONTHLY PROPOSED SALARY RATE INCREASE	\$5,618.00
MONTHLY MANPOWER PROPOSED SALARY INCREASE	\$3,527.68
TOTAL MONTHLY COST	\$27,005.17

Current Annual Total	\$1,879,586.16	Proposed Annual Total	\$2,093,900.02
Current Monthly Total	\$156,632.18	Proposed Monthly Total	\$174,491.67
Current Total Salary	\$1,267,098.56	Proposed Total Salary	\$1,412,169.88
Retirement Rate for 2022 @ 26.95%	\$341,483.06		\$380,579.78
Payroll Taxes @ 10.63%	\$134,692.58		\$150,113.66
FICA @ 7.65%	\$96,933.04		\$109,031.00
Workers Comp @ 2.5%	\$31,677.46		\$35,304.25
Unemployment Rate	\$7,701.46		\$7,701.46
Estimated Overtime @ 5%	\$71,722.56	Cont use	\$79,934.14
Current Total Salary	\$1,267,098.56	Proposed Total Salary	\$1,412,169.88

cont use
\$1,332,235.74
\$1,412,169.88
\$380,579.78
\$150,113.66
\$109,031.00
\$35,304.25
\$7,701.46

4546.10
4153.80
8999.90

GO into next
to find the

MOUNTAIN WATER DISTRICT
2023 PROPOSED HOURLY RATE INCREASE

EMPLOYEE NAME	EMPLOYEE JOB TITLE	REG. HOURS	CURRENT HOURLY RATE	CURRENT ANNUAL SALARY	PROPOSED HOURLY RATE	PROPOSED PERCENT INCREASE	PROPOSED ANNUAL INCREASE	PROPOSED ANNUAL SALARY	HIRE DATE
WATER TREATMENT PLANT									
Brandon Belcher	WTP Operator I OIT	2080	\$14.00	\$29,120.00	\$15.02	7.25%	\$2,111.20	\$31,231.20	2/28/2022
Dakoda Smith	WTP Operator Class III	2080	\$17.50	\$36,400.00	\$18.38	5.00%	\$1,820.00	\$38,220.00	6/17/2020
Austin Overstreet	WTP Operator Class IV	2080	\$20.50	\$42,640.00	\$21.53	5.00%	\$2,132.00	\$44,772.00	2/20/2018
Mitchell D. Taylor	WTP Operator Class IV	2080	\$20.50	\$42,640.00	\$21.53	5.00%	\$2,132.00	\$44,772.00	10/31/2014
WATER DISTRIBUTION									
Jordan Justice	Shelby Valley Water Utility Tech	2080	\$12.00	\$24,960.00	\$14.04	17.00%	\$4,243.20	\$29,203.20	9/15/2022
James Thacker	Night Shift Water Utility Tech	2080	\$13.00	\$27,040.00	\$15.08	16.00%	\$4,326.40	\$31,366.40	5/24/2021
Ryan Blackburn	Marrowbone Equip. Operator Trainee	2080	\$14.50	\$30,160.00	\$18.02	24.25%	\$7,313.80	\$37,473.80	6/20/2022
Dawson Newsome	Shelby Valley Equip. Operator Trainee	2080	\$14.50	\$30,160.00	\$18.02	24.25%	\$7,313.80	\$37,473.80	10/4/2021
Dylan Cole	Pond Creek Equip. Operator	2080	\$15.50	\$32,240.00	\$19.07	23.00%	\$7,415.20	\$39,655.20	4/13/2021
Terry Wright	Construction Equip. Operator	2080	\$16.50	\$34,320.00	\$20.09	21.75%	\$7,464.60	\$41,784.60	11/15/2021
Brandon Beckett	Construction Equip. Operator	2080	\$16.75	\$34,840.00	\$20.39	21.75%	\$7,577.70	\$42,417.70	8/2/2007
WATER QUALITY ENVIRONMENTAL COMPLIANCE									
Jason Blackburn	WQ Compliance Tech Supervisor	2080	\$17.01	\$35,380.80	\$18.37	8.00%	\$2,830.46	\$38,211.26	1/4/2000
Donald Mullins	WQ Compliance Tech	2080	\$14.00	\$29,120.00	\$15.12	8.00%	\$2,329.60	\$31,449.60	7/23/2018
REPAIR / PREVENTATIVE MAINTENANCE									
Jacob Lockard	Maintenance Tech	2080	\$14.00	\$29,120.00	\$15.12	8.00%	\$2,329.60	\$31,449.60	9/30/2019
Ronnie Belcher	Maintenance Tech / CDL	2080	\$13.75	\$28,600.00	\$15.02	9.25%	\$2,645.50	\$31,245.50	6/12/2017
Trevor Newsome	Maintenance Tech	2080	\$13.50	\$28,080.00	\$15.02	11.25%	\$3,159.00	\$31,239.00	12/23/2020
WATER LOSS COMPLIANCE									
Todd Sessio	Night Shift Leak Detection Tech	2080	\$13.93	\$28,974.40	\$16.02	15.00%	\$4,346.16	\$33,320.56	12/14/2015
Daniel Casdill	Night Shift Leak Detection Tech	2080	\$13.00	\$27,040.00	\$15.02	15.50%	\$4,191.20	\$31,231.20	6/10/2019
METER SERVICE DEPARTMENT									
Crit Justice	Meter Service Tech	2080	\$16.50	\$34,320.00	\$17.82	8.00%	\$2,745.60	\$37,065.60	7/16/2007
David Grubb	Meter Service Tech	2080	\$15.00	\$31,200.00	\$16.20	8.00%	\$2,496.00	\$33,696.00	7/17/2017
Darrell Pauliff	Meter Service Tech	2080	\$12.00	\$24,960.00	\$14.01	16.75%	\$4,180.80	\$29,140.80	6/27/2022

3
2
0

Water Wages for Test Period - Functionalized

67,604

Attachment 2-1h Page 28 of 40
 Ledger Bonus
 \$60,539.21

AD 3,571.10

Denvers
 53,744.75

Burnette, William R	AD	21	\$ 18,438.80	\$ 16,003.44	\$ 34,442.24	100%	\$ 34,442.24	
Fields, Tammie R	AD	63	\$ 20,400.56	\$ 17,447.34	\$ 37,847.90	100%	\$ 37,847.90	
Hatfield, Carrie L	AD	10	\$ 35,857.00	\$ 31,677.24	\$ 67,534.24	81%	\$ 54,702.73	
Lowe, Arthur K	AD	34	\$ 33,638.00	\$ 29,708.64	\$ 63,346.64	100%	\$ 63,346.64	
Newsome, Flora	AD	38	\$ 16,165.43	\$ 14,342.07	\$ 30,507.50	100%	\$ 30,507.50	
Olson, Tammy S	AD	40	\$ 33,182.16	\$ 29,304.24	\$ 62,486.40	100%	\$ 62,486.40	
Sawyers, Roy B	AD	9	\$ 53,026.88	\$ 45,323.04	\$ 98,349.92	81%	\$ 79,663.44	
Stacy, Jamie	AD	66	\$ 20,551.61	\$ 16,789.87	\$ 37,341.48	81%	\$ 30,246.60	
			total admin	\$	393,243.45			
Brooks, Katrina L	CS	68	\$ 12,722.47	\$ 12,481.50	\$ 25,203.97	100%	\$ 25,203.97	
Hatfield, Tracie R	CS	126	\$ 3,015.84	\$ 12,403.26	\$ 15,419.10	100%	\$ 15,419.10	
Huffman, Michelle R	CS	28	\$ 12,240.41	\$ 11,562.00	\$ 23,802.41	100%	\$ 23,802.41	
McCown, Silena N	CS	37	\$ 18,937.32	\$ 16,100.11	\$ 35,037.43	100%	\$ 35,037.43	
Snodgrass, Courtney L	CS	X6	\$ 2,209.02	\$ -	\$ 2,209.02	100%	\$ 2,209.02	
Watson, Melissa K	CS	57	\$ 17,103.76	\$ 14,932.32	\$ 32,036.08	100%	\$ 32,036.08	
Wright, Melissa	CS	60	\$ 20,171.68	\$ 18,148.20	\$ 38,319.88	100%	\$ 38,319.88	
			total cust svc	\$	172,027.89			
Belcher, Ronnie K	MN	78	\$ 15,560.33	\$ 14,241.68	\$ 29,802.01	81%	\$ 24,139.63	
Dotson, Edward L	MN	26	\$ 10,656.48	\$ 1,962.48	\$ 12,618.96	100%	\$ 12,618.96	
Lockard, Jacob N	MN	108	\$ 16,454.32	\$ 15,078.67	\$ 31,532.99	81%	\$ 25,541.72	
Newsome, Trevor K	MN	116	\$ 15,797.60	\$ 12,737.50	\$ 28,535.10	81%	\$ 23,113.43	
Taylor, Brad E	MN	76	\$ 23,091.56	\$ 20,637.90	\$ 43,729.46	81%	\$ 35,420.86	
			total maint	\$	120,834.60			
Bentley, Brian K	MT	15	\$ 26,159.80	\$ 23,152.32	\$ 49,312.12	100%	\$ 49,312.12	
DeBarge, Caleb T	MT	123	\$ 5,919.38	\$ 12,048.00	\$ 17,967.38	100%	\$ 17,967.38	
Grubb, David K	MT	80	\$ 14,315.60	\$ 13,918.53	\$ 28,234.13	100%	\$ 28,234.13	
Justice, Andrew C	MT	121	\$ 9,861.35	\$ 13,665.22	\$ 23,526.57	100%	\$ 23,526.57	
			total meters	\$	119,040.20			
Beckett, Clarence B	TD	14	\$ 21,705.07	\$ 19,494.64	\$ 41,199.71	100%	\$ 41,199.71	
Blackburn, Joshua R	TD	69	\$ 19,647.00	\$ 17,378.32	\$ 37,025.32	100%	\$ 37,025.32	
Cole, Dominic D	TD	101	\$ 19,633.02	\$ 20,208.15	\$ 39,841.17	100%	\$ 39,841.17	
Collier, Justin E	TD	120	\$ 14,759.25	\$ 16,348.50	\$ 31,107.75	100%	\$ 31,107.75	
Elswick, Tyler W	TD	84	\$ 12,186.43	\$ 18,576.88	\$ 30,763.31	100%	\$ 30,763.31	
Gibson, Colby	TD	X2	\$ 7,324.67	\$ -	\$ 7,324.67	100%	\$ 7,324.67	
Joyce, Jonathan D	TD	30	\$ 25,215.64	\$ 22,340.64	\$ 47,556.28	100%	\$ 47,556.28	
Justice, Whetsel C	TD	31	\$ 18,011.30	\$ 16,297.90	\$ 34,309.20	100%	\$ 34,309.20	
Mullins, Jesse W	TD	128	\$ -	\$ 4,245.74	\$ 4,245.74	100%	\$ 4,245.74	

ledger bonus
 423,240.87
 VC
 417,109.04
 A 6,132

35,666.84
 27,252.75
 38,085.17

Water Wages for Test Period - Functionalized

Newcomb, Samuel H	TD	X5	\$ -	\$ -	\$ -	\$ -	\$ -	\$ -	\$ -	100%	\$ -	-		
Newsome, Brian D	TD	125	\$ 6,125.02	\$ 13,336.50	\$ 19,461.52	\$ 19,461.52	\$ 19,461.52	\$ 19,461.52	\$ 19,461.52	100%	\$ 19,461.52	-		
Nichols, Robert G	TD	41	\$ 24,457.40	\$ 21,942.24	\$ 46,399.64	\$ 46,399.64	\$ 46,399.64	\$ 46,399.64	\$ 46,399.64	100%	\$ 46,399.64	-		
Scalf, William D	TD	44	\$ 29,276.06	\$ 25,839.84	\$ 55,115.90	\$ 55,115.90	\$ 55,115.90	\$ 55,115.90	\$ 55,115.90	100%	\$ 55,115.90	-		
Sesco, Jason F	TD	48	\$ 24,441.62	\$ 22,504.56	\$ 46,946.18	\$ 46,946.18	\$ 46,946.18	\$ 46,946.18	\$ 46,946.18	100%	\$ 46,946.18	-		
Spears, Jacob I	TD	X7	\$ 6,713.38	\$ -	\$ 6,713.38	\$ 6,713.38	\$ 6,713.38	\$ 6,713.38	\$ 6,713.38	100%	\$ 6,713.38	-		
Stanley, Joshua D	TD	83	\$ 14,264.19	\$ 18,418.15	\$ 32,682.34	\$ 32,682.34	\$ 32,682.34	\$ 32,682.34	\$ 32,682.34	100%	\$ 32,682.34	-		
Tackett, Kasey M	TD	X8	\$ -	\$ -	\$ -	\$ -	\$ -	\$ -	\$ -	100%	\$ -	-		
Taylor, David M	TD	53	\$ 52,709.54	\$ 44,965.32	\$ 97,674.86	\$ 97,674.86	\$ 97,674.86	\$ 97,674.86	\$ 97,674.86	100%	\$ 97,674.86	-		
Thacker, James A	TD	118	\$ 14,971.00	\$ 13,684.57	\$ 28,655.57	\$ 28,655.57	\$ 28,655.57	\$ 28,655.57	\$ 28,655.57	100%	\$ 28,655.57	-		
Wolford, Aaron D	TD	62	\$ 28,530.00	\$ 25,209.60	\$ 53,739.60	\$ 53,739.60	\$ 53,739.60	\$ 53,739.60	\$ 53,739.60	81%	\$ 43,529.08	-		
Wood, Brady M	TD	X10	\$ 1,115.04	\$ -	\$ 1,115.04	\$ 1,115.04	\$ 1,115.04	\$ 1,115.04	\$ 1,115.04	100%	\$ 1,115.04	-		
Wright, Terry W	TD	127	\$ 4,441.75	\$ 20,176.11	\$ 24,617.86	\$ 24,617.86	\$ 24,617.86	\$ 24,617.86	\$ 24,617.86	100%	\$ 24,617.86	-		
Dills, Kristopher R	TD	X1	\$ 26,403.40	\$ 23,378.88	\$ 49,782.28	\$ 49,782.28	\$ 49,782.28	\$ 49,782.28	\$ 49,782.28	100%	\$ 49,782.28	-		
Lucas, Timothy A	TD	35	\$ 27,220.86	\$ 24,502.68	\$ 51,723.54	\$ 51,723.54	\$ 51,723.54	\$ 51,723.54	\$ 51,723.54	100%	\$ 51,723.54	-		
													total lines	\$ 777,790.34
Caudill, Daniel W	WL	105	\$ 15,080.20	\$ 15,520.62	\$ 30,600.82	\$ 30,600.82	\$ 30,600.82	\$ 30,600.82	\$ 30,600.82	100%	\$ 30,600.82	-		
Sesco, Andrew T	WL	47	\$ 18,686.44	\$ 17,918.13	\$ 36,604.57	\$ 36,604.57	\$ 36,604.57	\$ 36,604.57	\$ 36,604.57	100%	\$ 36,604.57	-		
Stanley, Harold J	WL	50	\$ 15,846.66	\$ 14,044.09	\$ 29,890.75	\$ 29,890.75	\$ 29,890.75	\$ 29,890.75	\$ 29,890.75	100%	\$ 29,890.75	-		
													total water loss	\$ 97,096.14
Belcher, Brandon S	WOP	129	\$ -	\$ 9,509.00	\$ 9,509.00	\$ 9,509.00	\$ 9,509.00	\$ 9,509.00	\$ 9,509.00	100%	\$ 9,509.00	-		
Overstreet, Austin B	WOP	86	\$ 20,361.58	\$ 18,226.25	\$ 38,587.83	\$ 38,587.83	\$ 38,587.83	\$ 38,587.83	\$ 38,587.83	100%	\$ 38,587.83	-		
Smith, Dakota R	WOP	71	\$ 20,008.39	\$ 17,920.00	\$ 37,928.39	\$ 37,928.39	\$ 37,928.39	\$ 37,928.39	\$ 37,928.39	100%	\$ 37,928.39	-		
Taylor Jr., David M	WOP	54	\$ 24,291.52	\$ 23,267.50	\$ 47,559.02	\$ 47,559.02	\$ 47,559.02	\$ 47,559.02	\$ 47,559.02	100%	\$ 47,559.02	-		
													total WTP	\$ 133,584.24
Blackburn, Gary J	WQ	19	\$ 20,254.07	\$ 17,555.33	\$ 37,809.40	\$ 37,809.40	\$ 37,809.40	\$ 37,809.40	\$ 37,809.40	100%	\$ 37,809.40	-		
Mullins, Donald G	WQ	91	\$ 15,212.10	\$ 14,434.00	\$ 29,646.10	\$ 29,646.10	\$ 29,646.10	\$ 29,646.10	\$ 29,646.10	100%	\$ 29,646.10	-		
													total quality	\$ 67,455.50

27,102.39

26,100.18

32,170.40

12,802.51

**U.S. SPECIALTY INSURANCE COMPANY
PUBLIC RISK
13403 Northwest Freeway
Houston, Texas 77040
RENEWAL CERTIFICATE**

Policy No. **PKG80710770**
Replacement Number **PKG80610770**

NAMED INSURED AND ADDRESS:
MOUNTAIN WATER DISTRICT
6332 ZEBULON HIGHWAY
P.O. BOX 3157
PIKEVILLE, KY 41502

AGENT NAME AND ADDRESS:
PEOPLES INSURANCE AGENCY, LLC
PO Box 991
1999 Winchester Avenue
Ashland, KY 41105
AGENT NO: 00716

POLICY PERIOD: From: **08/31/2022** To: **08/31/2023**
at 12:01 a.m. Standard Time at your mailing address shown above.

PAYMENT PLAN: ANNUAL

BUSINESS DESCRIPTION: GOVERNMENTAL SUBDIVISION

In return for payment of the renewal premium, the above numbered policy is renewed for the Policy Period specified above, subject to all the terms, conditions, exclusions and limits of this Policy, except as other specified herein.

THIS POLICY CONSISTS OF THE FOLLOWING COVERAGE FORMS FOR WHICH A PREMIUM IS INDICATED.	
	PREMIUM
Commercial General Liability Coverage Part	\$ <u>INCLUDED</u>
Commercial Employee Benefits Coverage Part	\$ <u>INCLUDED</u>
Commercial Liquor Liability Coverage Part	\$ <u>EXCLUDED</u>
Public Officials Liability Coverage Part	\$ <u>INCLUDED</u>
Employment Practices Liability Coverage Part	\$ <u>INCLUDED</u>
Law Enforcement Liability Coverage Part	\$ <u>EXCLUDED</u>
Commercial Property Coverage Part	\$ <u>INCLUDED</u>
Equipment Breakdown Coverage Part	\$ <u>INCLUDED</u>
Commercial Inland Marine Coverage Part	\$ <u>INCLUDED</u>
EDP Coverage Part	\$ <u>INCLUDED</u>
Commercial Crime Coverage Part	\$ <u>INCLUDED</u>
Commercial Auto Coverage Part	\$ <u>INCLUDED</u>
Commercial Excess Coverage Part	\$ <u>INCLUDED</u>
TRIA Coverage	\$ <u>EXCLUDED</u>
	SUBTOTAL: \$ 114,445.00
	KENTUCKY SURCHARGE FEE: \$ 2,060.01
	TOTAL: \$ 116,505.01

FORMS AND ENDORSEMENTS ATTACHED AT POLICY ISSUANCE

Forms and endorsements applying to this Coverage Part and made a part of this policy at time of issue:
Refer to AL000103

The Company has caused this policy to be signed by its President and Secretary:

Michael J. Schell

Cherene D. Jones

President

Secretary

**U.S. SPECIALTY INSURANCE COMPANY
PUBLIC RISK
13403 Northwest Freeway
Houston, Texas 77040
RENEWAL CERTIFICATE**

Policy No. **PKG80610770**
Replacement Number **PKG80510770**

NAMED INSURED AND ADDRESS:
MOUNTAIN WATER DISTRICT
6332 ZEBULON HIGHWAY
P.O. BOX 3157
PIKEVILLE, KY 41502

AGENT NAME AND ADDRESS:
PEOPLES INSURANCE AGENCY, LLC
PO Box 991
1999 Winchester Avenue
Ashland, KY 41105
AGENT NO: 00716

POLICY PERIOD: From: **08/31/2021** To: **08/31/2022**
at 12:01 a.m. Standard Time at your mailing address shown above.

PAYMENT PLAN: **QUARTERLY**

BUSINESS DESCRIPTION: **GOVERNMENTAL SUBDIVISION**

In return for payment of the renewal premium, the above numbered policy is renewed for the Policy Period specified above, subject to all the terms, conditions, exclusions and limits of this Policy, except as other specified herein.

THIS POLICY CONSISTS OF THE FOLLOWING COVERAGE FORMS FOR WHICH A PREMIUM IS INDICATED.	
	PREMIUM
Commercial General Liability Coverage Part	\$ <u>INCLUDED</u>
Commercial Employee Benefits Coverage Part	\$ <u>INCLUDED</u>
Commercial Liquor Liability Coverage Part	\$ <u>EXCLUDED</u>
Public Officials Liability Coverage Part	\$ <u>INCLUDED</u>
Employment Practices Liability Coverage Part	\$ <u>INCLUDED</u>
Law Enforcement Liability Coverage Part	\$ <u>EXCLUDED</u>
Commercial Property Coverage Part	\$ <u>INCLUDED</u>
Equipment Breakdown Coverage Part	\$ <u>INCLUDED</u>
Commercial Inland Marine Coverage Part	\$ <u>INCLUDED</u>
EDP Coverage Part	\$ <u>INCLUDED</u>
Commercial Crime Coverage Part	\$ <u>INCLUDED</u>
Commercial Auto Coverage Part	\$ <u>INCLUDED</u>
Commercial Excess Coverage Part	\$ <u>INCLUDED</u>
TRIA Coverage	\$ <u>EXCLUDED</u>
SUBTOTAL:	\$ 98,999.00
KENTUCKY SURCHARGE FEE:	\$ 1,781.98
TOTAL:	\$ 100,780.98

FORMS AND ENDORSEMENTS ATTACHED AT POLICY ISSUANCE

Forms and endorsements applying to this Coverage Part and made a part of this policy at time of issue:
Refer to AL000103

The Company has caused this policy to be signed by its President and Secretary:

Michael J. Schell

President

Olivera J. J. J.

Secretary

Mountain Water District
Water and Sewer Rate Study
13 February 2022

PROFESSIONAL SERVICES AGREEMENT

between

Salt River Engineering, PLLC

and

The Mountain Water District

This Agreement is made and entered into between Salt River Engineering, PLLC, (Consultant) and the Mountain Water District (District), with its address, Pikeville, Kentucky, effective as of 1 March 2022 (Effective Date).

WHEREAS, the District wishes to employ the services of the Consultant for a Scope of Work detailed later in this Agreement and summarized here as a Water and Sewer Rate Study for its water and sewer utilities; and,

WHEREAS, the Consultant wishes to provide the services sought by the District pursuant to the terms and conditions set forth in this Agreement.

NOW, THEREFORE, in consideration of the mutual covenants and agreements set forth herein, and for good and valuable consideration, the receipt and sufficiency of which are hereby acknowledged, the parties hereto hereby agree as follows:

ARTICLE 1—Scope of Work

The Work contracted herein consists of assisting the District with a water and sewer rate study for all customers of the District, both water and sewer. The rate studies shall be consistent with the principles established in American Water Works Association (AWWA) Manual M-1, Water Environment Federation (WEF) Manual of Practice No. 27 and other reputable guidance documents. In performing the two studies, the Consultant may wish to collaborate with the

Mountain Water District
Water and Sewer Rate Study
13 February 2022

District's General Manager, Rate Attorney and the General Counsel. Access to these individuals is critical to completion of the project deliverables.

Principles and methods of establishing water and sewer rates shall be coordinated with the District's Rate Attorney. The Consultant has an expectation to a reasonable level of availability of the District's Rate Attorney and the guidance that he or she can provide as well as precedent and case law from state and Federal cases on the subject. The Consultant will use engineering judgment as well as defensible and reproducible calculations to establish the recommended rates of the water and sewer rate studies.

Whereas, certain findings shall be delivered in advance, the summation of the rate study shall be presented in a technical memorandum in which key assumptions, decisions and financial spreadsheets are clearly explained. The technical memorandum will establish the rates recommended by the Consultant. If the District proposes to PSC rates differing from those recommended by the Consultant, the District understands the Consultant can only defend the rates she recommended.

The Consultant understands the District's Rate Attorney will file all correspondence and responses with the PSC. The Consultant will provide the Rate Attorney with information and testimony in a timely fashion.

The Consultant understands that a separate surcharge rate will be calculated and recommended to the District by others to provide revenue to finance infrastructure projects and/or water loss reduction endeavors. This Scope of Work does not include the study or calculation of the Surcharge Rate.

ARTICLE 2—Responsibilities

The Consultant shall perform the Scope of Work as identified herein and in doing so, shall endeavor to perform them in a manner consistent with the degree of care and skill ordinarily used by members of the Consultant's profession currently practicing under similar conditions at the same time and in the same locality.

The Consultant understands the regulatory oversight by the Kentucky Public Service Commission (PSC) and will prepare the rate studies generally consistent with the previously approved rate studies brought before the PSC. The Consultant expects rulings and requests by the PSC to be consistent with

Mountain Water District
Water and Sewer Rate Study
13 February 2022

historical cases. Abnormal or excessive requests by the PSC shall be eligible for additional compensation.

The Consultant shall not engage the services of any sub-consultant without the prior approval of the District. The Consultant will call on and may expect to rely on assistance from the District's staff.

The District shall ensure engineering and financial and other relevant data is available to the Consultant. Engineering data includes, but is not limited to, water and sewer system layout and capacities of key infrastructure and District buildings and facilities. Financial information includes, but is not limited to, depreciation records and book value of the various governmental rate bases, separated by function. The District shall ensure staff is available to provide timely feedback at junctures where key guidance is necessary for progress toward a timely deliverable.

ARTICLE 3—Deliverables and Schedule

The District and the Consultant have agreed upon the period 1 July 2021 to 30 June 2022 as the test period for the Water and Sewer Rate Study. Once the District gives Notice to Proceed, the Work must progress without delay to ensure the PSC deems the test period relevant for the proposed rates. While the ultimate deliverable is the final report, interim findings will be shared with the District as they are available and vetted. The Consultant will make every attempt to avail herself for committee meetings, council meetings, workshops and media events as the Client requires.

The completion of the Scope of Work is highly dependent on the timely submittal of information and data requested of the District by the Consultant. However, the Consultant will endeavor to progress through the Scope of Work at a pace acceptable to the District. The burden is upon the District to advise the Consultant if she is not progressing along the expected schedule. The Consultant shall not be responsible for delays caused by the District.

The District postponed the Water and Sewer Rate Study to address the water loss reduction recommendations and efforts of other consultants and the District staff. The Consultant can expect to experience no delays in the Work of this Scope due to fault of other consultants.

Mountain Water District
Water and Sewer Rate Study
13 February 2022

The Consultant will prepare a draft, written report of the rate recommendations for the District's review. After incorporating and/or addressing the District's concerns and comments, the Consultant will provide two copies of the final technical memorandum and an electronic copy for the District's use.

ARTICLE 4—Use of Documents

During the term of this Agreement, all documents and spreadsheets prepared by the Consultant under this Agreement shall be deemed the property of the Consultant. Only upon full and final payment to the Consultant by the District, ownership of final report and supporting financial spreadsheets shall be the District's. The District, however, shall not permit the use of the financial spreadsheets by anyone other than employees of the District and only while addressing the business of the District.

ARTICLE 5—Compensation

The Owner shall pay the Consultant a on lump-sum basis. The contracted lump sum amount is \$53,000. The Consultant is authorized the full lump sum fee regardless of the implementation of either water or sewer rates. If additional Work is requested by the District and accepted by the Consultant such Work outside the original Scope of Work shall be charged on a time-and-expense basis, in accordance with the Consultant's fee schedule, included in Appendix A. The Consultant will endeavor to defend the rates she recommends to the District before the PSC but, in no way, guarantees acceptance of the rates by the PSC.

The Consultant will submit the invoices at a frequency determined by the Consultant, but no more frequent than one invoice per calendar month. The District shall pay invoices within forty-five (45) calendar days from receipt of the invoice. Invoices not paid within 45 days, in whole or in part, will accrue interest at four (4) percent per annum.

Mountain Water District
Water and Sewer Rate Study
13 February 2022

The fee does not include hard copies of the report in excess of the number pledged in Article 3 of this Agreement. Additionally, the fee is contracted based on the following assumptions:

- system mapping and access to relevant GIS products are available to the Consultant at no charge
- if needed, pressurized and open-channel pipe flow modeling is accurate and available
- depreciation schedules are available in Excel format or in a format importable into Excel

ARTICLE 6—Suspension and Termination

The Work of this Agreement may be suspended by the District at any time by written notice of the suspension. The Work of this Agreement may be suspended by the Consultant if engineering data and/or financial information is not provided by the District to the Consultant in a timely fashion. This failure to provide the necessary and relevant data shall constitute a breach of a material provision of this Agreement.

If either party breaches a material provision of this Agreement through no fault of the other party and fails to cure such breach within thirty (30) days after receiving written notice of the breach from the non-breaching party, the non-breaching party may terminate this Agreement upon notice to the breaching party. The right to terminate under this section shall be in addition to, and not in lieu of, all other rights and remedies the non-breaching party may have at law or in equity.

If Work is suspended or terminated, the Consultant shall be compensated for all Work performed prior to the receipt of notice of suspension or termination as set forth herein. The Consultant shall submit an invoice to the District for such Work and payment of the invoice by the District shall be in accordance with the payment provisions of Article 5 of this Agreement.

ARTICLE 7—Indemnification and Insurance

Each party to this Agreement, the District and the Consultant, indemnifies the other party for his/her own negligence. The Consultant's obligation is restricted

Mountain Water District
 Water and Sewer Rate Study
 13 February 2022

to damages or an injury occasioned solely by the Consultant's negligence and does not extend to injuries caused by any other party's culpable conduct, including, without limitation, the District's own negligence.

The Consultant will maintain insurance, at a minimum, in accordance with the following insurance schedule:

General Liability	\$1,000,000/occurrence w/\$2,000,000 aggregate
Automobile Liability	\$300,000/bodily w/\$100,000/person; \$100,000/property
Professional Liability	\$1,000,000/occurrence w/\$2,000,000 aggregate
Workers Compensation	not applicable

ARTICLE 8—Dispute Resolution

In the event of a dispute under this Agreement, the discontented party shall notify the other party of said dispute within thirty (30) days of the date the discontented party becomes aware of the dispute. The other party shall review any dispute of which it has been properly notified in a prompt manner and shall render its decision thereon. In the event the discontented party is dissatisfied with the resolution reached by the other party, the discontented party shall notify the other party of its protest as to said resolution within ten (10) days of the date of receipt of said decision by the discontented party. Any and all disputes not otherwise resolved by this dispute resolution process shall be submitted to mediation prior to the initiation of any lawsuit. In the event a dispute occurs that cannot be resolved by way of mediation and a lawsuit is instituted, the jurisdiction and venue for any litigation involving an aspect of this Agreement shall be in the Pike Circuit Court, Pikeville, Kentucky.

ARTICLE 9—General Considerations


The Consultant represents that it is a licensed engineering firm, duly organized, existing and in good standing under the laws of the Commonwealth of Kentucky; that the execution and delivery of this Agreement has been duly authorized by all necessary corporate actions; and that this Agreement constitutes a valid and binding agreement of Salt River Engineering, PLLC, and shall be enforceable in accordance with its terms.

Mountain Water District
Water and Sewer Rate Study
13 February 2022


The Consultant and the District present below, the person or persons who may bind their respective party in contracts and agreements. Signatures represent agreement with the terms of the contract and the party's intention to meet the terms of the Contract.

For the Consultant:

For the District:



Connie Lea Allen, PE
Owner
Salt River Engineering, PLLC



~~Johnny Denison~~
Michael Blackburn
Chairman
Mountain Water District

MOUNTAIN WATER DISTRICT

**Response to Commission Staff's Second Request for Information
Case No. 2022-00366**

Question No. 2

Responding Witness: Carrie Hatfield

Q-2. Provide a copy of the most recent invoice received for all insurance policies provided to employees.

A-2. See Attachment 2-2.

Anthem Blue Cross and Blue Shield
PO BOX 4445
ATLANTA, GA 30302



KY 700C

*****MIXED AADC 250
1137 2 MB 0.531
MOUNTAIN WATER DISTRICT
C/O CARRIE HATFIELD
PO BOX 3157
PIKEVILLE KY 41502-3157

7

Invoice Number : 001591933H

Billing Entity No.: W26979V002

Prior Bill Amount	\$	43,299.89
Amount Paid		43,299.89 -
Prior Balance Due	\$	0.00
Eligibility Adjustment Subtotal		0.00
Manual Adjustment Subtotal		0.00
Membership Detail Subtotal		45,022.69
Total Amount Due	\$	45,022.69

00108055900

Anthem Blue Cross and Blue Shield is the trade name of Anthem Health Plans of Kentucky, Inc. Independent licensee of the Blue Cross and Blue Shield Association. ANTHEM is a registered trademark of Anthem Insurance Companies, Inc.

WGBLG001 COMB 20230517901 J812
20230516 00:43:43 Env 11:13:71 1 of 8 B 4

Please Detach And Return This Portion With Your Payment

MOUNTAIN WATER DISTRICT
C/O CARRIE HATFIELD
PO BOX 3157
PIKEVILLE, KY 41502

KY Bill Ent No. : W26979V002
Invoice Number 001591933H
Billing Period: 06-01-23 To 07-01-23
Date Billed: 05-17-23
Total Due: \$45,022.69

Enter Amount Paid _____

Make Check Payable To : _____

	BILL	MBS		
SYS DESK	ENTITY	NUMBER	Due Date	
2	3109	W26979V002	KYK00000	06-01-23 6454

Anthem Blue Cross and Blue Shield
P.O. BOX 645438
CINCINNATI, OH 45264-5438

1119001W26979V002000000000700000001591933H2023060100000000045022695

PRODUCT SUMMARY



Billing Entity Name : MOUNTAIN WATER DISTRICT Invoice No. : 001591933H
 Billing Entity No. : W26979V002 Page No. : 1
 Group Contact : CARRIE HATFIELD
 Premium Specialist : CENTRAL RGN CC Desk No. : 3109 Telephone : (888) 290-9159

Billing Period: FROM 06-01-23 TO 07-01-23
 Date Billed: 05-17-23
 Payment Due Date: 06-01-23

00202080200

Group/Product Contract Type	Count	Current Charges	Retro	Total	Billing Rate
W26979DC01 DEN ESS CHOICE COMPLETE			CBR		
Offered By :Anthem Blue Cross and Blue Shield					
S	0	0.00	0.00	0.00	19.30
2P	0	0.00	0.00	0.00	38.90
S+DEP	0	0.00	0.00	0.00	43.60
FAM	0	0.00	0.00	0.00	68.66
S+DEPS	0	0.00	0.00	0.00	43.60
Total	0	0.00	0.00	0.00	
W26979DC02 DEN ESS CHOICE COMPLETE			CBR		
Offered By :Anthem Blue Cross and Blue Shield					
S	0	0.00	0.00	0.00	22.12
2P	0	0.00	0.00	0.00	44.23
S+DEP	0	0.00	0.00	0.00	51.75

WGBLG001 COMB 20230517B01 J812
20230516 004343 Env [1, 137] 2 of 8 B-4

PRODUCT SUMMARY



Billing Entity Name : MOUNTAIN WATER DISTRICT Invoice No. : 001591933H
 Billing Entity No. : W26979V002 Page No. : 2
 Group Contact : CARRIE HATFIELD
 Premium Specialist : CENTRAL RGN CC Desk No. : 3109 Telephone : (888) 290-9159

Billing Period: FROM 06-01-23 TO 07-01-23
 Date Billed: 05-17-23
 Payment Due Date: 06-01-23

Group/Product Contract Type	Count	Current Charges	Retro	Total	Billing Rate
FAM	0	0.00	0.00	0.00	81.68
S+DEPS	0	0.00	0.00	0.00	51.75
Total	0	0.00	0.00	0.00	

W26979D001 DEN ESS CHOICE COMPLETE ACT

Offered By :Anthem Blue Cross and Blue Shield

S	17	328.10	0.00	328.10	19.30
2P	6	233.40	0.00	233.40	38.90
S+DEP	0	0.00	0.00	0.00	43.60
FAM	6	411.96	0.00	411.96	68.66
S+DEPS	1	43.60	0.00	43.60	43.60
Total	30	1,017.06	0.00	1,017.06	

W26979D002 DEN ESS CHOICE COMPLETE ACT

Offered By :Anthem Blue Cross and Blue Shield

S	14	309.68	0.00	309.68	22.12
2P	4	176.92	0.00	176.92	44.23
S+DEP	0	0.00	0.00	0.00	51.75

PRODUCT SUMMARY



Billing Entity Name : MOUNTAIN WATER DISTRICT	Invoice No. : 001591933H
Billing Entity No. : W26979V002	Page No. : 3
Group Contact : CARRIE HATFIELD	
Premium Specialist : CENTRAL RGN CC	Desk No. : 3109 Telephone : (888) 290-9159
Billing Period: FROM 06-01-23 TO 07-01-23	
Date Billed: 05-17-23	
Payment Due Date: 06-01-23	

000000000000000000

Group/Product Contract Type	Count	Current Charges	Retro	Total	Billing Rate
FAM	4	326.72	0.00	326.72	81.68
S+DEPS	2	103.50	0.00	103.50	51.75
Total	24	916.82	0.00	916.82	

W26979MC03 ANTHEM BLUE ACCESS PPO CBR

Offered By :Anthem Blue Cross and Blue Shield

S	0	0.00	0.00	0.00	594.80
2P	0	0.00	0.00	0.00	1,308.56
S+DEP	0	0.00	0.00	0.00	1,130.12
FAM	0	0.00	0.00	0.00	1,903.35
S+DEPS	0	0.00	0.00	0.00	1,130.12
Total	0	0.00	0.00	0.00	

W26979MC04 ANTHEM BLUE ACCESS PPO CBR

Offered By :Anthem Blue Cross and Blue Shield

S	0	0.00	0.00	0.00	643.40
2P	0	0.00	0.00	0.00	1,415.49
S+DEP	0	0.00	0.00	0.00	1,222.46

WGBLG001 COMB 20230517801 J812
20230516 004343 Etw 11 1371 3 of 8 B 4

PRODUCT SUMMARY



Billing Entity Name : MOUNTAIN WATER DISTRICT	Invoice No. : 001591933H
Billing Entity No. : W26979V002	Page No. : 4
Group Contact : CARRIE HATFIELD	
Premium Specialist : CENTRAL RGN CC	Desk No. : 3109 Telephone : (888) 290-9159
Billing Period: FROM 06-01-23 TO 07-01-23	
Date Billed: 05-17-23	
Payment Due Date: 06-01-23	

Group/Product Contract Type	Count	Current Charges	Retro	Total	Billing Rate
FAM	0	0.00	0.00	0.00	2,058.89
S+DEPS	0	0.00	0.00	0.00	1,222.46
Total	0	0.00	0.00	0.00	

W26979M003 ANTHEM BLUE ACCESS PPO ACT

Offered By :Anthem Blue Cross and Blue Shield

S	21	12,490.80	0.00	12,490.80	594.80
2P	2	2,617.12	0.00	2,617.12	1,308.56
S+DEP	0	0.00	0.00	0.00	1,130.12
FAM	0	0.00	0.00	0.00	1,903.35
S+DEPS	0	0.00	0.00	0.00	1,130.12
Total	23	15,107.92	0.00	15,107.92	

W26979M004 ANTHEM BLUE ACCESS PPO ACT

Offered By :Anthem Blue Cross and Blue Shield

S	17	10,937.80	0.00	10,937.80	643.40
2P	3	4,246.47	0.00	4,246.47	1,415.49
S+DEP	2	2,444.92	0.00	2,444.92	1,222.46

PRODUCT SUMMARY



Billing Entity Name : MOUNTAIN WATER DISTRICT Invoice No. : 001591933H
 Billing Entity No. : W26979V002 Page No. : 6
 Group Contact : CARRIE HATFIELD
 Premium Specialist : CENTRAL RGN CC Desk No. : 3109 Telephone : (888) 290-9159

Billing Period: FROM 06-01-23 TO 07-01-23
 Date Billed: 05-17-23
 Payment Due Date: 06-01-23

Group/Product Contract Type	Count	Current Charges	Retro	Total	Billing Rate
FAM	9	166.77	0.00	166.77	18.53
S+DEPS	2	24.28	0.00	24.28	12.14
Total	52	507.65	0.00	507.65	
Subtotal/All Products		45,022.69	0.00	45,022.69	

- LEGEND**
- S = SUBSCRIBER ONLY, 2P = TWO PARTY CONTRACT
 - FAM = FAMILY CONTRACT, DEP = ONE DEPENDENT
 - DEPS = TWO OR MORE DEPENDENTS
 - S+DEP = SUBSCRIBER + 1 DEPENDENT (NO SPOUSE)
 - S+DEPS = SUBSCRIBER + 2 OR MORE DEPENDENTS (NO SPOUSE)



Billing Entity Name : MOUNTAIN WATER DISTRICT Invoice No. : 001591933H
 Billing Entity No. : W26979V002 Page No. : 7
 Group Contact : CARRIE HATFIELD
 Premium Specialist : CENTRAL RGN CC Desk No. : 3109 Telephone : (888) 290-9159
 Billing Period: FROM 06-01-23 TO 07-01-23
 Date Billed: 05-17-23
 Payment Due Date: 06-01-23

MEMBERSHIP DETAIL

ID No.	Dept. No.	Emp. No.	Subscriber Name	COBRA End Date	Group No./ Suffix	Grp. Type	Prod. Type	Cont. Type	No. Cvd	Prem. Amt.
199M54385			[REDACTED]		W26979D001	A	X001	2P	2	38.90
					W26979M004	A	HXUH	S	1	643.40
					W26979V002	A	VVIS	2P	2	11.18
453W12096			[REDACTED]		W26979D002	A	X001	S	1	22.12
					W26979M004	A	HXUH	S	1	643.40
					W26979V002	A	VVIS	S	1	6.39
044W13256			[REDACTED]		W26979D001	A	X001	S	1	19.30
					W26979M003	A	HXUH	S	1	594.80
					W26979V002	A	VVIS	S	1	6.39
884W09984		B	[REDACTED]		W26979D002	A	X001	2P	2	44.23
					W26979M003	A	HXUH	2P	2	1308.56
					W26979V002	A	VVIS	2P	2	11.18
040M70297			[REDACTED]		W26979D001	A	X001	S	1	19.30
					W26979M003	A	HXUH	S	1	594.80
					W26979V002	A	VVIS	S	1	6.39

Group Number identifies the Product and Carrier

001591933H

WGBLG001 COMB 20230517B01 JB12



Billing Entity Name : MOUNTAIN WATER DISTRICT Invoice No. : 001591933H
 Billing Entity No. : W26979V002 Page No. : 8
 Group Contact : CARRIE HATFIELD
 Premium Specialist : CENTRAL RGN CC Desk No. : 3109 Telephone : (888) 290-9159
 Billing Period: FROM 06-01-23 TO 07-01-23
 Date Billed: 05-17-23
 Payment Due Date: 06-01-23

MEMBERSHIP DETAIL

ID No.	Dept. No.	Emp. No.	Subscriber Name	COBRA End Date	Group No./ Suffix	Grp. Type	Prod. Type	Cont. Type	No. Cvd	Prem. Amt.
473W15131					W26979D002	A	X001	S	1	22.12
					W26979M004	A	HXUH	S	1	643.40
					W26979V002	A	VVIS	S	1	6.39
615M99664					W26979D001	A	X001	S	1	19.30
					W26979M004	A	HXUH	S	1	643.40
					W26979V002	A	VVIS	S	1	6.39
173W13725					W26979D001	A	X001	FAM	3	68.66
173W13725					W26979M004	A	HXUH	S	1	643.40
					W26979V002	A	VVIS	FAM	3	18.53
145W10232					W26979M003	A	HXUH	S	1	594.80
224W08941					W26979D001	A	X001	S	1	19.30
					W26979M003	A	HXUH	S	1	594.80
					W26979V002	A	VVIS	S	1	6.39
762W09892					W26979D001	A	X001	S	1	19.30
					W26979M003	A	HXUH	S	1	594.80
					W26979V002	A	VVIS	S	1	6.39
624W07641					W26979D001	A	X001	S	1	19.30
					W26979M003	A	HXUH	S	1	594.80
					W26979V002	A	VVIS	S	1	6.39
217W02710					W26979D001	A	X001	S	1	19.30
					W26979M003	A	HXUH	S	1	594.80
					W26979V002	A	VVIS	S	1	6.39
589W02709					W26979D001	A	X001	S	1	19.30

Group Number identifies the Product and Carrier

BILLING DETAIL



Billing Entity Name : MOUNTAIN WATER DISTRICT Invoice No. : 001591933H
 Billing Entity No. : W26979V002 Page No. : 9
 Group Contact : CARRIE HATFIELD
 Premium Specialist : CENTRAL RGN CC Desk No. : 3109 Telephone : (888) 290-9159
 Billing Period: FROM 06-01-23 TO 07-01-23
 Date Billed: 05-17-23
 Payment Due Date: 06-01-23

MEMBERSHIP DETAIL

ID No.	Dept. No.	Emp. No.	Subscriber Name	COBRA End Date	Group No./ Suffix	Grp. Type	Prod. Type	Cont. Type	No. Cvd	Prem. Amt.
608W13391					W26979M004	A	HXUH	S	1	643.40
					W26979D001	A	X001	S	1	19.30
					W26979M003	A	HXUH	S	1	594.80
					W26979V002	A	VVIS	S	1	6.39
707W16250					W26979D002	A	X001	S	1	22.12
687W09984					W26979D001	A	X001	S	1	19.30
					W26979M003	A	HXUH	S	1	594.80
					W26979V002	A	VVIS	S	1	6.39
746W15909					W26979D002	A	X001	S	1	22.12
					W26979M004	A	HXUH	S	1	643.40
					W26979V002	A	VVIS	S	1	6.39
582W12391					W26979D001	A	X001	S	1	19.30
					W26979M003	A	HXUH	S	1	594.80
572M66173					W26979D002	A	X001	S+DEPS	3	51.75
					W26979M004	A	HXUH	S+DEPS	3	1222.46
					W26979V002	A	VVIS	S+DEPS	3	12.14
604M56203					W26979D001	A	X001	S	1	19.30
					W26979M004	A	HXUH	S	1	643.40
					W26979V002	A	VVIS	S	1	6.39
					Subtotal for the Department #			54		42,219.78
304M62951					W26979D002	A	X001	FAM	3	81.68
					W26979M004	A	HXUH	S	1	643.40
304M62951 0001					W26979V002	A	VVIS	2P	2	11.18

Group Number identifies the Product and Carrier

006363080600

WGBLG001 COMB 20230517B01 J812



Billing Entity Name : MOUNTAIN WATER DISTRICT	Invoice No. :	001591933H
Billing Entity No. : W26979V002	Page No. :	10
Group Contact : CARRIE HATFIELD		
Premium Specialist : CENTRAL RGN CC	Desk No. : 3109	Telephone : (888) 290-9159
Billing Period: FROM 06-01-23 TO 07-01-23		
Date Billed: 05-17-23		
Payment Due Date: 06-01-23		

MEMBERSHIP DETAIL

ID No.	Dept. No.	Emp. No.	Subscriber Name	COBRA End Date	Group No./ Suffix	Grp. Type	Prod. Type	Cont. Type	No. Cvd	Prem. Amt.
388M57921	0001		[REDACTED]		W26979D001	A	X001	S	1	19.30
	0001		[REDACTED]		W26979M003	A	HXUH	S	1	594.80
	0001		[REDACTED]		W26979V002	A	VVIS	S	1	6.39
007M54317			[REDACTED]		W26979D001	A	X001	2P	2	38.90
			[REDACTED]		W26979M003	A	HXUH	S	1	594.80
007M54317	0001		[REDACTED]		W26979V002	A	VVIS	2P	2	11.18
878M56430			[REDACTED]		W26979D001	A	X001	S	1	19.30
			[REDACTED]		W26979M003	A	HXUH	S	1	594.80
878M56430	0001		[REDACTED]		W26979V002	A	VVIS	S	1	6.39
265M56415			[REDACTED]		W26979D001	A	X001	2P	2	38.90
			[REDACTED]		W26979M004	A	HXUH	2P	2	1415.49
265M56415	0001		[REDACTED]		W26979V002	A	VVIS	2P	2	11.18
903M56544			[REDACTED]		W26979D002	A	X001	S	1	22.12
			[REDACTED]		W26979M003	A	HXUH	S	1	594.80
903M56544	0001		[REDACTED]		W26979V002	A	VVIS	FAM	4	18.53
352M64272			[REDACTED]		W26979D002	A	X001	2P	2	44.23
			[REDACTED]		W26979M004	A	HXUH	S	1	643.40
352M64272	0001		[REDACTED]		W26979V002	A	VVIS	S	1	6.39
270M61928			[REDACTED]		W26979D001	A	X001	2P	2	38.90
			[REDACTED]		W26979M003	A	HXUH	2P	2	1308.56
270M61928	0001		[REDACTED]		W26979V002	A	VVIS	2P	2	11.18
141M58194			[REDACTED]		W26979D002	A	X001	S	1	22.12
			[REDACTED]		W26979M004	A	HXUH	S	1	643.40

Group Number Identifies the Product and Carrier

BILLING DETAIL



Billing Entity Name : MOUNTAIN WATER DISTRICT Invoice No. : 001591933H
 Billing Entity No. : W26979V002 Page No. : 11
 Group Contact : CARRIE HATFIELD
 Premium Specialist : CENTRAL RGN CC Desk No. : 3109 Telephone : (888) 290-9159

Billing Period: FROM 06-01-23 TO 07-01-23
 Date Billed: 05-17-23
 Payment Due Date: 06-01-23

MEMBERSHIP DETAIL

ID No.	Dept. No.	Emp. No.	Subscriber Name	COBRA End Date	Group No./ Suffix	Grp. Type	Prod. Type	Cont. Type	No. Cvd	Prem. Amt.
141M58194	0001				W26979V002	A	VVIS	S	1	6.39
176M60287					W26979D002	A	X001	S	1	22.12
					W26979M003	A	HXUH	S	1	594.80
176M60287	0001				W26979V002	A	VVIS	S	1	6.39
796M56211					W26979D002	A	X001	FAM	3	81.68
					W26979M004	A	HXUH	S	1	643.40
796M56211	0001				W26979V002	A	VVIS	S	1	6.39
228M56174					W26979D002	A	X001	S	1	22.12
					W26979M003	A	HXUH	S	1	594.80
228M56174	0001				W26979V002	A	VVIS	S	1	6.39
807M58932					W26979D001	A	X001	S+DEPS	3	43.60
					W26979M004	A	HXUH	S+DEPS	3	1222.46
807M58932	0001				W26979V002	A	VVIS	S+DEPS	3	12.14
337M62951					W26979D002	A	X001	FAM	5	81.68
					W26979M004	A	HXUH	FAM	5	2058.89
337M62951	0001				W26979V002	A	VVIS	FAM	5	18.53
251M56424					W26979D001	A	X001	FAM	3	68.66
					W26979M004	A	HXUH	S+DEP	2	1222.46
251M56424	0001				W26979V002	A	VVIS	S+DEP	2	12.14
800M93437					W26979D001	A	X001	S	1	19.30
					W26979M003	A	HXUH	S	1	594.80
800M93437	0001				W26979V002	A	VVIS	S	1	6.39
535M56352					W26979D002	A	X001	S	1	22.12

Group Number identifies the Product and Carrier

0003080700

WCBLG001 COMB 20230517801 J812
 20230516 004243 Fnu 11 13717 of R R 4

BILLING DETAIL



Billing Entity Name : MOUNTAIN WATER DISTRICT	Invoice No. : 001591933H
Billing Entity No. : W26979V002	Page No. : 12
Group Contact : CARRIE HATFIELD	
Premium Specialist : CENTRAL RGN CC	Desk No. : 3109 Telephone : (888) 290-9159
Billing Period: FROM 06-01-23 TO 07-01-23	
Date Billed: 05-17-23	
Payment Due Date: 06-01-23	

MEMBERSHIP DETAIL

ID No.	Dept. No.	Emp. No.	Subscriber Name	COBRA End Date	Group No./ Suffix	Grp. Type	Prod. Type	Cont. Type	No. Cvd	Prem. Amt.
					W26979M004	A	HXUH	2P	2	1415.49
535M56352	0001				W26979V002	A	VVIS	S	1	6.39
698M54868					W26979D001	A	X001	2P	2	38.90
					W26979M004	A	HXUH	2P	2	1415.49
698M54868	0001				W26979V002	A	VVIS	2P	2	11.18
223M56590					W26979D002	A	X001	S	1	22.12
					W26979M004	A	HXUH	S	1	643.40
223M56590	0001				W26979V002	A	VVIS	S	1	6.39
457M70206	0001				W26979V002	A	VVIS	FAM	3	18.53
510M86725					W26979D002	A	X001	S	1	22.12
510M86725	0001				W26979V002	A	VVIS	S	1	6.39
098M63305					W26979D002	A	X001	FAM	3	81.68
					W26979M004	A	HXUH	S+DEP	2	1222.46
098M63305	0001				W26979V002	A	VVIS	S+DEP	2	12.14
676M56252					W26979D002	A	X001	S	1	22.12
					W26979M004	A	HXUH	S	1	643.40
676M56252	0001				W26979V002	A	VVIS	S	1	6.39
801M93437					W26979D002	A	X001	2P	2	44.23
801M93437	0001				W26979V002	A	VVIS	2P	2	11.18
727M56527					W26979D001	A	X001	FAM	3	68.66
					W26979M004	A	HXUH	S	1	643.40
727M56527	0001				W26979V002	A	VVIS	S	1	6.39
991M86746					W26979D001	A	X001	FAM	3	68.66

Group Number identifies the Product and Carrier



Billing Entity Name : MOUNTAIN WATER DISTRICT Invoice No. : 001591933H
 Billing Entity No. : W26979V002 Page No. : 13
 Group Contact : CARRIE HATFIELD
 Premium Specialist : CENTRAL RGN CC Desk No. : 3109 Telephone : (888) 290-9159
 Billing Period: FROM 06-01-23 TO 07-01-23
 Date Billed: 05-17-23
 Payment Due Date: 06-01-23

MEMBERSHIP DETAIL

ID No.	Dept. No.	Emp. No.	Subscriber Name	COBRA End Date	Group No./ Suffix	Grp. Type	Prod. Type	Cont. Type	No. Cvd	Prem. Amt.
991M86746	0001				W26979V002	A	VVIS	FAM	3	18.53
179M59378					W26979D001	A	X001	FAM	4	68.66
179M59378	0001				W26979M004	A	HXUH	S+DEPS	3	1222.46
	0001				W26979V002	A	VVIS	FAM	4	18.53
500M86725					W26979D001	A	X001	2P	2	38.90
					W26979M004	A	HXUH	FAM	3	2058.89
500M86725	0001				W26979V002	A	VVIS	FAM	3	18.53
294M57855					W26979D002	A	X001	2P	2	44.23
					W26979M003	A	HXUH	S	1	594.80
294M57855	0001				W26979V002	A	VVIS	2P	2	11.18
327M66406					W26979D001	A	X001	S	1	19.30
					W26979M003	A	HXUH	S	1	594.80
327M66406	0001				W26979V002	A	VVIS	S	1	6.39
484M56209					W26979D001	A	X001	FAM	3	68.66
					W26979M004	A	HXUH	FAM	3	2058.89
484M56209	0001				W26979V002	A	VVIS	FAM	3	18.53
985M54295					W26979D002	A	X001	S+DEPS	3	51.75
					W26979M003	A	HXUH	S	1	594.80
985M54295	0001				W26979V002	A	VVIS	FAM	4	18.53
501M86725					W26979D001	A	X001	S	1	19.30
					W26979M004	A	HXUH	S	1	643.40
501M86725	0001				W26979V002	A	VVIS	S	1	6.39
114M56412					W26979D002	A	X001	S	1	22.12

Group Number Identifies the Product and Carrier

004343080000

WGBLG001 COMB 20230517B01 J812



Billing Entity Name : MOUNTAIN WATER DISTRICT Invoice No. : 001591933H
 Billing Entity No. : W26979V002 Page No. : 14
 Group Contact : CARRIE HATFIELD
 Premium Specialist : CENTRAL RGN CC Desk No. : 3109 Telephone : (888) 290-9159

Billing Period: FROM 06-01-23 TO 07-01-23
 Date Billed: 05-17-23
 Payment Due Date: 06-01-23

MEMBERSHIP DETAIL

ID No.	Dept. No.	Emp. No.	Subscriber Name	COBRA End Date	Group No./ Suffix	Grp. Type	Prod. Type	Cont. Type	No. Cvd	Prem. Amt.
					W26979M004	A	HXUH	S	1	643.40
114M56412	0001				W26979V002	A	VVIS	S	1	6.39
113M61328					W26979D002	A	X001	S	1	22.12
113M61328	0001				W26979M003	A	HXUH	S	1	594.80
	0001				W26979V002	A	VVIS	S	1	6.39
Subtotal for the Department # 0001								35		2,802.91
Total Subscribers	89	Membership detail Subtotal								45,022.69
Total Amount Due									45,022.69	

Group Number identifies the Product and Carrier



Mutual of Omaha
Mutual of Omaha Plaza
Omaha, NE 68175

PERSONAL & CONFIDENTIAL
MOUNTAIN WATER DISTRICT
CARRIE HATFIELD
PO BOX 3157
PIKEVILLE KY 41502

Group ID: G000BYTN
Bill Group ID: 0001
Due Date: 06/01/2023
Nashville Group Office

BILLING
TIP

Make sure to include the **premium remittance slip** if mailing in your payment.

This leads to quicker premium processing and more accurate billing.

DETACH HERE AND RETURN THIS SLIP WITH YOUR PAYMENT

Billing Statement

Premium Remittance Slip

Invoice Number: 001535067303

Please make check or money order payable to Mutual of Omaha. Return this premium remittance with your payment to ensure proper credit.



MOUNTAIN WATER DISTRICT
CARRIE HATFIELD
PO BOX 3157
PIKEVILLE KY 41502

Group ID: G000BYTN
Bill Group ID: 0001
Due Date: 06/01/2023
Nashville Group Office

•••••
MUTUAL OF OMAHA
PAYMENT PROCESSING CENTER
PO BOX 2147
OMAHA NE 68103-2147

TOTAL AMOUNT DUE: \$ 2,806.27



126680 G000BYTN00018 9999999990 00002806271

Group ID: G000BYTN
 Bill Group ID: 0001
 Invoice Number: 001535067303
 Nashville Group Office

Due Date: 06/01/2023
 Billing Date: 05/17/2023
 Coverage Period From: 06/01/2023
 Through: 06/30/2023

ACCOUNT DETAIL

PLAN	PARTICIPANT/ FAMILY INDICATOR	CURRENT NUMBER OF PARTICIPANTS	VOLUME	CURRENT	ADJUSTMENT	NET
Life	Participant	61	3,191,000	465.89		465.89
AD&D	Participant	61	3,191,000	111.72		111.72
Life Vol EE	Participant	27	2,310,000	732.46		732.46
Life Vol Sp	Spouse	22	725,000	200.58		200.58
Life Vol Dep	Dependent	20	200,000	40.00		40.00
AD&D Vol EE	Participant	27	2,310,000	69.30		69.30
AD&D Vol Sp	Spouse	22	725,000	21.75		21.75
GF Life Vol EE	Participant	1	175,000	23.10		23.10
GF AD&D Vol EE	Participant	1	175,000	5.25		5.25
LTD	Participant	61	177,101.2	534.88		534.88
STD Vol	Participant	37	14,339.64	635.89	-34.55	601.34
CURRENT BILL TOTALS				<u>\$ 2,840.82</u>	<u>\$ -34.55</u>	<u>\$ 2,806.27</u>
BALANCE CARRIED FORWARD						\$ 0.00
TOTAL						<u>\$ 2,806.27</u>

DO NOT RETURN THIS PAGE

Group ID: G000BYTN
 Bill Group ID: 0001
 Invoice Number: 001535067303
 Nashville Group Office

Due Date: 06/01/2023
 Billing Date: 05/17/2023
 Coverage Period From: 06/01/2023
 Through: 06/30/2023

PARTICIPANT DETAIL

PARTICIPANT	ID	FAMILY INDICATOR	EFF DATE	PLAN	VOLUME	AMOUNT	ADJ	TOTAL
██████████	5756	Participant	11/01/21	Life	50,000	7.30		69.81
		Participant	11/01/21	AD&D	50,000	1.75		
		Participant	11/01/21	Life Vol EE	50,000	25.40		
		Spouse	11/01/21	Life Vol Sp	25,000	12.70		
		Participant	11/01/21	AD&D Vol EE	50,000	1.50		
		Spouse	11/01/21	AD&D Vol Sp	25,000	0.75		
		Participant	11/01/21	LTD	2,093.87	6.32		
		Participant	11/01/21	STD Vol	289.92	14.09		
██████████	4436	Participant	11/01/21	Life	50,000	7.30		93.28
		Participant	11/01/21	AD&D	50,000	1.75		
		Participant	11/01/21	Life Vol EE	150,000	59.70		
		Spouse	11/01/21	Life Vol Sp	25,000	9.95		
		Dependent	11/01/21	Life Vol Dep	10,000	2.00		
		Participant	11/01/21	AD&D Vol EE	150,000	4.50		
		Spouse	11/01/21	AD&D Vol Sp	25,000	0.75		
		Participant	11/01/21	LTD	2,426.67	7.33		
██████████	7131	Participant	03/30/22	Life	50,000	7.30		25.63
		Participant	03/30/22	AD&D	50,000	1.75		
		Participant	03/30/22	LTD	2,253.33	6.81		
		Participant	03/30/22	STD Vol	312	9.77		
██████████	5460	Participant	11/01/21	Life	50,000	7.30		67.28
		Participant	11/01/21	AD&D	50,000	1.75		
		Participant	11/01/21	Life Vol EE	120,000	47.76		
		Participant	11/01/21	AD&D Vol EE	120,000	3.60		
		Participant	11/01/21	LTD	2,275.83	6.87		
██████████	7340	Participant	11/01/21	Life	50,000	7.30		21.16
		Participant	11/01/21	AD&D	50,000	1.75		
		Participant	11/01/21	LTD	4,009.83	12.11		
██████████	2432	Participant	11/01/21	Life	50,000	7.30		78.90
		Participant	11/01/21	AD&D	50,000	1.75		
		Spouse	11/01/21	Life Vol Sp	125,000	16.50		
		Spouse	11/01/21	AD&D Vol Sp	125,000	3.75		
		Participant	11/01/21	GF Life Vol EE	175,000	23.10		
		Participant	11/01/21	GF AD&D Vol EE	175,000	5.25		
		Participant	11/01/21	LTD	2,775	8.38		
		Participant	11/01/21	STD Vol	384.23	12.87		
██████████	1559	Participant	07/20/22	Life	50,000	7.30		15.33
		Participant	07/20/22	AD&D	50,000	1.75		
		Participant	07/20/22	LTD	2,080	6.28		
██████████	5973	Participant	11/01/21	Life	50,000	7.30		16.91
		Participant	11/01/21	AD&D	50,000	1.75		
		Participant	11/01/21	LTD	2,601.75	7.86		

DO NOT RETURN THIS PAGE



Group ID: G000BYTN
 Bill Group ID: 0001
 Invoice Number: 001535067303
 Nashville Group Office

Due Date: 06/01/2023
 Billing Date: 05/17/2023
 Coverage Period From: 06/01/2023
 Through: 06/30/2023

PARTICIPANT DETAIL

PARTICIPANT	ID	FAMILY INDICATOR	EFF DATE	PLAN	VOLUME	AMOUNT	ADJ	TOTAL
██████████	7409	Participant	11/01/21	Life	50,000	7.30		
		Participant	11/01/21	AD&D	50,000	1.75		
		Participant	11/01/21	Life Vol EE	50,000	19.90		
		Spouse	11/01/21	Life Vol Sp	25,000	9.95		
		Dependent	11/01/21	Life Vol Dep	10,000	2.00		
		Participant	11/01/21	AD&D Vol EE	50,000	1.50		
		Spouse	11/01/21	AD&D Vol Sp	25,000	0.75		
		Participant	11/01/21	LTD	1,898	5.73		
		Participant	11/01/21	STD Vol	262.8	10.51		
								59.39
██████████	5476	Participant	11/01/21	Life	50,000	7.30		
		Participant	11/01/21	AD&D	50,000	1.75		
		Participant	11/01/21	LTD	2,679.67	8.09		
								17.14
██████████	6642	Participant	09/01/22	Life	50,000	7.30		
		Participant	09/01/22	AD&D	50,000	1.75		
		Participant	09/01/22	LTD	166.67	0.50		
								9.55
██████████	2808	Participant	01/04/23	Life	50,000	7.30		
		Participant	01/04/23	AD&D	50,000	1.75		
		Participant	01/04/23	LTD	2,513.33	7.59		
								16.64
██████████	7948	Participant	11/01/21	Life	50,000	7.30		
		Participant	11/01/21	AD&D	50,000	1.75		
		Participant	11/01/21	LTD	2,253.33	6.81		
								15.86
D ██████████	1554	Participant	11/01/21	Life	50,000	7.30		
		Participant	11/01/21	AD&D	50,000	1.75		
		Participant	11/01/21	Life Vol EE	50,000	5.05		
		Spouse	11/01/21	Life Vol Sp	25,000	2.53		
		Dependent	11/01/21	Life Vol Dep	10,000	2.00		
		Participant	11/01/21	AD&D Vol EE	50,000	1.50		
		Spouse	11/01/21	AD&D Vol Sp	25,000	0.75		
		Participant	11/01/21	LTD	3,588.92	10.84		
		Participant	11/01/21	STD Vol	496.93	24.15		
								55.87
██████████	2827	Participant	11/01/21	Life	50,000	7.30		
		Participant	11/01/21	AD&D	50,000	1.75		
		Participant	11/01/21	Life Vol EE	100,000	13.20		
		Spouse	11/01/21	Life Vol Sp	25,000	3.30		
		Dependent	11/01/21	Life Vol Dep	10,000	2.00		
		Participant	11/01/21	AD&D Vol EE	100,000	3.00		
		Spouse	11/01/21	AD&D Vol Sp	25,000	0.75		
		Participant	11/01/21	LTD	4,047.5	12.22		
		Participant	11/01/21	STD Vol	500	16.75		
								60.27
██████████	4952	Participant	09/07/22	Life	50,000	7.30		
		Participant	09/07/22	AD&D	50,000	1.75		
		Participant	09/07/22	LTD	2,600	7.85		
								16.90

DO NOT RETURN THIS PAGE

Group ID: G000BYTN
 Bill Group ID: 0001
 Invoice: 001635067303
 Number:
 Nashville Group Office

Due Date: 06/01/2023
 Billing Date: 05/17/2023
 Coverage Period: 06/01/2023
 From:
 Through: 06/30/2023

PARTICIPANT DETAIL

PARTICIPANT	ID	FAMILY INDICATOR	EFF DATE	PLAN	VOLUME	AMOUNT	ADJ	TOTAL
██████████	9929	Participant	11/01/21	Life	50,000	7.30		44.20
		Participant	11/01/21	AD&D	50,000	1.75		
		Participant	11/01/21	Life Vol EE	80,000	5.36		
		Spouse	11/01/21	Life Vol Sp	25,000	1.68		
		Dependent	11/01/21	Life Vol Dep	10,000	2.00		
		Participant	11/01/21	AD&D Vol EE	80,000	2.40		
		Spouse	11/01/21	AD&D Vol Sp	25,000	0.75		
		Participant	11/01/21	LTD	2,355.58	7.11		
		Participant	11/01/21	STD Vol	326.16	15.85		
██████████	4013	Participant	11/01/21	Life	50,000	7.30		44.48
		Participant	11/01/21	AD&D	50,000	1.75		
		Participant	11/01/21	LTD	2,814.92	8.50		
		Participant	11/01/21	STD Vol	389.76	26.93		
██████████	8866	Participant	11/01/21	Life	50,000	7.30		35.58
		Participant	11/01/21	AD&D	50,000	1.75		
		Participant	11/01/21	Life Vol EE	20,000	2.02		
		Spouse	11/01/21	Life Vol Sp	15,000	1.52		
		Dependent	11/01/21	Life Vol Dep	10,000	2.00		
		Participant	11/01/21	AD&D Vol EE	20,000	0.60		
		Spouse	11/01/21	AD&D Vol Sp	15,000	0.45		
		Participant	11/01/21	LTD	2,045.33	6.18		
		Participant	11/01/21	STD Vol	283.2	13.76		
██████████	8095	Participant	11/01/21	Life	67,000	9.78		58.64
		Participant	11/01/21	AD&D	67,000	2.35		
		Participant	11/01/21	Life Vol EE	50,000	19.90		
		Spouse	11/01/21	Life Vol Sp	15,000	5.97		
		Dependent	11/01/21	Life Vol Dep	10,000	2.00		
		Participant	11/01/21	AD&D Vol EE	50,000	1.50		
		Spouse	11/01/21	AD&D Vol Sp	15,000	0.45		
		Participant	11/01/21	LTD	5,526.08	16.69		
██████████	9270	Participant	12/01/21	Life	50,000	7.30		23.89
		Participant	12/01/21	AD&D	50,000	1.75		
		Participant	12/01/21	LTD	1,733.33	5.24		
		Participant	11/01/22	STD Vol	240	9.60		
██████████	0959	Participant	11/01/21	Life	50,000	7.30		29.39
		Participant	11/01/21	AD&D	50,000	1.75		
		Participant	11/01/21	LTD	1,833.83	5.54		
		Participant	11/01/21	STD Vol	253.92	14.80		
██████████	2476	Participant	11/01/21	Life	50,000	7.30		29.39
		Participant	11/01/21	AD&D	50,000	1.75		
		Participant	11/01/21	Life Vol EE	150,000	59.70		
		Dependent	11/01/21	Life Vol Dep	10,000	2.00		
		Participant	11/01/21	AD&D Vol EE	150,000	4.50		
		Participant	11/01/21	LTD	3,863.75	11.67		

DO NOT RETURN THIS PAGE



Group ID: G000BYTN
 Bill Group ID: 0001
 Invoice Number: 001535067303
 Nashville Group Office

Due Date: 06/01/2023
 Billing Date: 05/17/2023
 Coverage Period: 06/01/2023
 From:
 Through: 06/30/2023

PARTICIPANT DETAIL

PARTICIPANT	ID	FAMILY INDICATOR	EFF DATE	PLAN	VOLUME	AMOUNT	ADJ	TOTAL
		Participant	11/01/21	STD Vol	500	20.00		
	7167	Participant	11/01/21	Life	50,000	7.30		106.92
		Participant	11/01/21	AD&D	50,000	1.75		
		Participant	11/01/21	Life Vol EE	20,000	7.96		
		Spouse	11/01/21	Life Vol Sp	10,000	3.98		
		Dependent	11/01/21	Life Vol Dep	10,000	2.00		
		Participant	11/01/21	AD&D Vol EE	20,000	0.60		
		Spouse	11/01/21	AD&D Vol Sp	10,000	0.30		
		Participant	11/01/21	LTD	2,700.5	8.16		
		Participant	11/01/21	STD Vol	373.92	14.96		
	8436	Participant	11/01/21	Life	63,000	9.20		47.01
		Participant	11/01/21	AD&D	63,000	2.21		
		Participant	11/01/21	Life Vol EE	120,000	47.76		
		Spouse	11/01/21	Life Vol Sp	25,000	9.95		
		Dependent	11/01/21	Life Vol Dep	10,000	2.00		
		Participant	11/01/21	AD&D Vol EE	120,000	3.60		
		Spouse	11/01/21	AD&D Vol Sp	25,000	0.75		
		Participant	11/01/21	LTD	5,170.25	15.61		
		Participant	11/01/21	STD Vol	500	20.00		
	8743	Participant	04/26/23	Life	50,000	7.30		111.08
		Participant	04/26/23	AD&D	50,000	1.75		
		Participant	04/26/23	LTD	2,080	6.28		
	3176	Participant	11/01/21	Life	50,000	7.30		15.33
		Participant	11/01/21	AD&D	50,000	1.75		
		Participant	11/01/21	LTD	1,906.67	5.76		
		Participant	11/01/21	STD Vol	264	16.82		
	6743	Participant	11/01/21	Life	50,000	7.30		31.63
		Participant	11/01/21	AD&D	50,000	1.75		
		Participant	11/01/21	Life Vol EE	20,000	1.34		
		Participant	11/01/21	AD&D Vol EE	20,000	0.60		
		Participant	11/01/21	LTD	1,963.83	5.93		
	3797	Participant	11/01/21	Life	63,000	9.20		16.92
		Participant	11/01/21	AD&D	63,000	2.21		
		Participant	11/01/21	LTD	5,182.67	15.65		
		Participant	11/01/21	STD Vol	500	20.00		
	9014	Participant	11/01/21	Life	51,000	7.45		47.06
		Participant	11/01/21	AD&D	51,000	1.79		
		Participant	11/01/21	Life Vol EE	50,000	19.90		
		Spouse	11/01/21	Life Vol Sp	25,000	9.95		
		Dependent	11/01/21	Life Vol Dep	10,000	2.00		
		Participant	11/01/21	AD&D Vol EE	50,000	1.50		
		Spouse	11/01/21	AD&D Vol Sp	25,000	0.75		
		Participant	11/01/21	LTD	4,174.08	12.61		

DO NOT RETURN THIS PAGE

Group ID: G000BYTN
 Bill Group ID: 0001
 Invoice: 001535067303
 Number:
 Nashville Group Office

Due Date: 06/01/2023
 Billing Date: 05/17/2023
 Coverage Period: 06/01/2023
 From:
 Through: 06/30/2023

PARTICIPANT DETAIL

PARTICIPANT	ID	FAMILY INDICATOR	EFF DATE	PLAN	VOLUME	AMOUNT	ADJ	TOTAL
		Participant	11/01/21	STD Vol	500	20.00		
	7997	Participant	12/07/22	Life	50,000	7.30		75.95
		Participant	12/07/22	AD&D	50,000	1.75		
		Participant	12/07/22	LTD	2,080	6.28		
	8029	Participant	11/01/21	Life	50,000	7.30		15.33
		Participant	11/01/21	AD&D	50,000	1.75		
		Participant	11/01/21	Life Vol EE	150,000	19.80		
		Spouse	11/01/21	Life Vol Sp	125,000	16.50		
		Dependent	11/01/21	Life Vol Dep	10,000	2.00		
		Participant	11/01/21	AD&D Vol EE	150,000	4.50		
		Spouse	11/01/21	AD&D Vol Sp	125,000	3.75		
		Participant	11/01/21	LTD	2,809.67	8.49		
		Participant	11/01/21	STD Vol	389.03	13.03		
	5309	Participant	11/01/21	Life	50,000	7.30		77.12
		Participant	11/01/21	AD&D	50,000	1.75		
		Participant	11/01/21	LTD	2,263.75	6.84		
	0115	Participant	11/01/21	Life	50,000	7.30		15.89
		Participant	11/01/21	AD&D	50,000	1.75		
		Participant	11/01/21	Life Vol EE	120,000	10.44		
		Participant	11/01/21	AD&D Vol EE	120,000	3.60		
		Participant	11/01/21	LTD	2,820.17	8.52		
		Participant	11/01/21	STD Vol	390.48	24.87		
	6873	Participant	11/03/21	Life	50,000	7.30		56.48
		Participant	11/03/21	AD&D	50,000	1.75		
		Participant	11/03/21	LTD	1,733.33	5.24		
		Participant	11/03/21	STD Vol	240	7.51		
	2401	Participant	11/01/21	Life	50,000	7.30		21.80
		Participant	11/01/21	AD&D	50,000	1.75		
		Participant	11/01/21	Life Vol EE	120,000	60.96		
		Spouse	11/01/21	Life Vol Sp	25,000	12.70		
		Dependent	11/01/21	Life Vol Dep	10,000	2.00		
		Participant	11/01/21	AD&D Vol EE	120,000	3.60		
		Spouse	11/01/21	AD&D Vol Sp	25,000	0.75		
		Participant	11/01/21	LTD	2,515.08	7.60		
		Participant	11/01/21	STD Vol	348.24	16.92		
	0076	Participant	11/01/21	Life	50,000	7.30		113.58
		Participant	11/01/21	AD&D	50,000	1.75		
		Participant	11/01/21	LTD	1,993.33	6.02		
		Participant	11/01/21	STD Vol	276	8.64		
	6341	Participant	11/01/21	Life	62,000	9.05		23.71
		Participant	11/01/21	AD&D	62,000	2.17		
		Participant	11/01/21	Life Vol EE	120,000	60.96		

DO NOT RETURN THIS PAGE



Group ID: G000BYTN
 Bill Group ID: 0001
 Invoice Number: 001535067303
 Nashville Group Office

Due Date: 06/01/2023
 Billing Date: 05/17/2023
 Coverage Period From: 06/01/2023
 Through: 06/30/2023

PARTICIPANT DETAIL

PARTICIPANT	ID	FAMILY INDICATOR	EFF DATE	PLAN	VOLUME	AMOUNT	ADJ	TOTAL
		Dependent	11/01/21	Life Vol Dep	10,000	2.00		
		Participant	11/01/21	AD&D Vol EE	120,000	3.60		
		Participant	11/01/21	LTD	5,112.17	15.44		
		Participant	11/01/21	STD Vol	500	24.30		
								117.52
	7215	Participant	11/01/21	Life	50,000	7.30		
		Participant	11/01/21	AD&D	50,000	1.75		
		Participant	11/01/21	LTD	2,080	6.28		
								15.33
	6760	Participant	11/01/21	Life	50,000	7.30		
		Participant	11/01/21	AD&D	50,000	1.75		
		Participant	11/01/21	LTD	1,906.67	5.76		
								14.81
	4750	Participant	07/27/22	Life	50,000	7.30		
		Participant	07/27/22	AD&D	50,000	1.75		
		Participant	07/27/22	LTD	2,080	6.28		
								15.33
	8737	Participant	12/07/22	Life	50,000	7.30		
		Participant	12/07/22	AD&D	50,000	1.75		
		Participant	12/07/22	LTD	2,080	6.28		
								15.33
	7048	Participant	04/26/23	Life	50,000	7.30		
		Participant	04/26/23	AD&D	50,000	1.75		
		Participant	04/26/23	LTD	2,080	6.28		
								15.33
	0704	Participant	11/01/21	Life	90,000	13.14		
		Participant	11/01/21	AD&D	90,000	3.15		
		Participant	11/01/21	Life Vol EE	80,000	136.16		
		Spouse	11/01/21	Life Vol Sp	25,000	42.55		
		Participant	11/01/21	AD&D Vol EE	80,000	2.40		
		Spouse	11/01/21	AD&D Vol Sp	25,000	0.75		
		Participant	11/01/21	LTD	7,433.33	22.45		
		Participant	11/01/21	STD Vol	500	0.00		
			Retroactive Change	05/01/2023			-34.55	
								186.05
	1481	Participant	11/01/21	Life	53,000	7.74		
		Participant	11/01/21	AD&D	53,000	1.86		
		Participant	11/01/21	Life Vol EE	20,000	21.40		
		Spouse	11/01/21	Life Vol Sp	10,000	10.70		
		Dependent	11/01/21	Life Vol Dep	10,000	2.00		
		Participant	11/01/21	AD&D Vol EE	20,000	0.60		
		Spouse	11/01/21	AD&D Vol Sp	10,000	0.30		
		Participant	11/01/21	LTD	4,360.42	13.17		
								57.77
	0648	Participant	11/01/21	Life	50,000	7.30		
		Participant	11/01/21	AD&D	50,000	1.75		
		Participant	11/01/21	Life Vol EE	120,000	8.04		
		Spouse	11/01/21	Life Vol Sp	25,000	1.68		
		Dependent	11/01/21	Life Vol Dep	10,000	2.00		
		Participant	11/01/21	AD&D Vol EE	120,000	3.60		

DO NOT RETURN THIS PAGE

Group ID: G000BYTN
 Bill Group ID: 0001
 Invoice Number: 001535067303
 Nashville Group Office

Due Date: 06/01/2023
 Billing Date: 05/17/2023
 Coverage Period From: 06/01/2023
 Through: 06/30/2023

PARTICIPANT DETAIL

PARTICIPANT	ID	FAMILY INDICATOR	EFF DATE	PLAN	VOLUME	AMOUNT	ADJ	TOTAL
		Spouse	11/01/21	AD&D Vol Sp	25,000	0.75		
		Participant	11/01/21	LTD	2,600	7.85		
		Participant	11/01/21	STD Vol	360	17.50		50.47
	5987	Participant	03/15/23	Life	50,000	7.30		
		Participant	03/15/23	AD&D	50,000	1.75		
		Participant	03/15/23	LTD	2,080	6.28		15.33
	0353	Participant	11/01/21	Life	50,000	7.30		
		Participant	11/01/21	AD&D	50,000	1.75		
		Participant	11/01/21	Life Vol EE	100,000	6.70		
		Spouse	11/01/21	Life Vol Sp	25,000	1.68		
		Dependent	11/01/21	Life Vol Dep	10,000	2.00		
		Participant	11/01/21	AD&D Vol EE	100,000	3.00		
		Spouse	11/01/21	AD&D Vol Sp	25,000	0.75		
		Participant	11/01/21	LTD	2,241.17	6.77		
		Participant	11/01/21	STD Vol	310.32	15.08		45.03
	6585	Participant	11/01/21	Life	50,000	7.30		
		Participant	11/01/21	AD&D	50,000	1.75		
		Participant	11/01/21	Life Vol EE	150,000	15.15		
		Spouse	11/01/21	Life Vol Sp	25,000	2.53		
		Dependent	11/01/21	Life Vol Dep	10,000	2.00		
		Participant	11/01/21	AD&D Vol EE	150,000	4.50		
		Spouse	11/01/21	AD&D Vol Sp	25,000	0.75		
		Participant	11/01/21	LTD	3,042	9.19		
		Participant	11/01/21	STD Vol	421.2	20.47		63.64
	6235	Participant	11/01/21	Life	50,000	7.30		
		Participant	11/01/21	AD&D	50,000	1.75		
		Participant	11/01/21	Life Vol EE	100,000	8.70		
		Spouse	11/01/21	Life Vol Sp	25,000	2.18		
		Participant	11/01/21	AD&D Vol EE	100,000	3.00		
		Spouse	11/01/21	AD&D Vol Sp	25,000	0.75		
		Participant	11/01/21	LTD	2,917.17	8.81		
		Participant	11/01/21	STD Vol	403.92	25.73		58.22
	5121	Participant	11/01/21	Life	50,000	7.30		
		Participant	11/01/21	AD&D	50,000	1.75		
		Participant	11/01/21	LTD	2,693.58	8.14		17.19
	4416	Participant	12/07/22	Life	50,000	7.30		
		Participant	12/07/22	AD&D	50,000	1.75		
		Participant	12/07/22	LTD	2,426.67	7.33		16.38
	0753	Participant	11/01/21	Life	50,000	7.30		
		Participant	11/01/21	AD&D	50,000	1.75		
		Participant	11/01/21	Life Vol EE	50,000	4.35		
		Spouse	11/01/21	Life Vol Sp	25,000	2.18		
		Dependent	11/01/21	Life Vol Dep	10,000	2.00		

DO NOT RETURN THIS PAGE



Group ID: G000BYTN
 Bill Group ID: 0001
 Invoice Number: 001535067303
 Nashville Group Office

Due Date: 06/01/2023
 Billing Date: 05/17/2023
 Coverage Period: 06/01/2023
 From:
 Through: 06/30/2023

PARTICIPANT DETAIL

PARTICIPANT	ID	FAMILY INDICATOR	EFF DATE	PLAN	VOLUME	AMOUNT	ADJ	TOTAL
		Participant	11/01/21	AD&D Vol EE	50,000	1.50		
		Spouse	11/01/21	AD&D Vol Sp	25,000	0.75		
		Participant	11/01/21	LTD	2,600	7.85		
		Participant	11/01/21	STD Vol	360	22.93		
								50.61
	0825	Participant	11/01/21	Life	50,000	7.30		
		Participant	11/01/21	AD&D	50,000	1.75		
		Participant	11/01/21	LTD	3,535	10.68		
		Participant	11/01/21	STD Vol	489.46	16.40		
								36.13
	0824	Participant	11/01/21	Life	50,000	7.30		
		Participant	11/01/21	AD&D	50,000	1.75		
		Participant	11/01/21	LTD	3,369.17	10.15		
		Participant	11/01/21	STD Vol	465.12	22.61		
								41.81
	1791	Participant	11/01/21	Life	89,000	12.99		
		Participant	11/01/21	AD&D	89,000	3.12		
		Participant	11/01/21	LTD	7,368.75	22.25		
		Participant	11/01/21	STD Vol	500	20.00		
								58.36
	4566	Participant	01/04/23	Life	50,000	7.30		
		Participant	01/04/23	AD&D	50,000	1.75		
		Participant	01/04/23	LTD	2,513.33	7.59		
		Participant	01/04/23	STD Vol	348	22.17		
								38.81
	3682	Participant	11/01/21	Life	50,000	7.30		
		Participant	11/01/21	AD&D	50,000	1.75		
		Participant	11/01/21	LTD	2,600	7.85		
		Participant	11/01/21	STD Vol	360	24.88		
								41.78
	5180	Participant	11/01/21	Life	53,000	7.74		
		Participant	11/01/21	AD&D	53,000	1.86		
		Participant	11/01/21	LTD	4,376.67	13.22		
		Participant	11/01/21	STD Vol	500	16.75		
								39.57
	8117	Participant	11/01/21	Life	50,000	7.30		
		Participant	11/01/21	AD&D	50,000	1.75		
		Participant	11/01/21	Life Vol EE	100,000	39.80		
		Spouse	11/01/21	Life Vol Sp	50,000	19.90		
		Dependent	11/01/21	Life Vol Dep	10,000	2.00		
		Participant	11/01/21	AD&D Vol EE	100,000	3.00		
		Spouse	11/01/21	AD&D Vol Sp	50,000	1.50		
		Participant	11/01/21	LTD	3,098.58	9.36		
		Participant	11/01/21	STD Vol	429.03	17.16		
								101.77
	1392	Participant	12/15/21	Life	50,000	7.30		
		Participant	12/15/21	AD&D	50,000	1.75		
		Participant	12/15/21	Life Vol EE	50,000	5.05		
		Participant	12/15/21	AD&D Vol EE	50,000	1.50		
		Participant	12/15/21	LTD	2,686.67	8.11		

DO NOT RETURN THIS PAGE

Group ID: G000BYTN
 Bill Group ID: 0001
 Invoice Number: 001535067303
 Nashville Group Office

Due Date: 06/01/2023
 Billing Date: 05/17/2023
 Coverage Period From: 06/01/2023
 Through: 06/30/2023

PARTICIPANT DETAIL

PARTICIPANT	ID	FAMILY INDICATOR	EFF DATE	PLAN	VOLUME	AMOUNT	ADJ	TOTAL
		Participant	12/15/21	STD Vol	372	18.08		41.79
						PARTICIPANT PREMIUM	\$ 2,840.82	
						PARTICIPANT ADJUSTMENTS	\$ -34.55	
						CURRENT PREMIUM		\$ 2,806.27



MOUNTAIN WATER DISTRICT

Response to Commission Staff's Second Request for Information Case No. 2022-00366

Question No. 3

Responding Witnesses: Connie Allen/Carrie Hatfield

- Q-3. Refer to the Application, Exhibit 8, Written Testimony of Connie L. Allen, Exhibit CLA-4, Mountain Water District, Water Utility Wages (Test Year, Current, and Future) table. Provide an explanation how some of the employees are able to work more than 2,080 regular hours during the test year.**
- A-3. Regular hours represent all hours paid at the regular hourly wage rate. Hours that are not paid at the regular rate are reported as overtime hours. Mountain Water District does not pay an employee at the overtime hourly rate until the employee has worked 40 hours in a work week. For example, an employee takes five weekdays of vacation time (40 hours) during a work week but works eight hours on the Saturday of that week. Because the employee has not physically worked 40 hours during that week, Mountain Water District pays the employee at the regular wage rate for the employee's work on Saturday and reports the employee as working 48 regular hours. Working on a weekend day in a week in which vacation time or sick leave is taken or paid holiday occurs may result in an employee being reported as having more than 40 regular work hours for the week.

MOUNTAIN WATER DISTRICT

**Response to Commission Staff's Second Request for Information
Case No. 2022-00366**

Question No. 4

Responding Witness: Tammy Olson

Q-4. Provide a monthly breakdown in both gallons and dollar amount, of water purchased during the test year by vendor, identifying all vendors from whom Mountain District purchased water.

A-4. See Attachment 2-4.

**PURCHASED WATER SUMMARY
CITY OF PIKEVILLE
TEST PERIOD
JULY 2021 - JUNE 2022**

MASTER METER	JUL	AUG	SEPT	OCT	NOV	DEC	JAN	FEB	MAR	APR	MAY	JUN	ANNUAL TOTALS
TOWNSHIP	14,729,000	13,332,000	13,447,000	12,727,000	12,450,000	5,872,000	21,313,872	19,893,000	16,370,000	12,938,000	16,343,000	15,124,000	174,538,872
HURRICANE	1,895,000	1,688,000	1,862,000	1,842,000	1,368,000	1,713,000	2,040,000	1,899,000	2,072,000	1,966,000	1,758,000	1,889,000	21,992,000
CONWEN	2,777,000	2,883,000	2,576,000	2,407,000	2,360,000	2,803,000	2,703,000	2,717,000	2,805,000	2,687,000	2,835,000	2,888,000	32,441,000
CHLOE	2,525,000	1,951,000	1,997,000	1,911,000	1,628,000	1,653,000	1,592,000	1,521,000	1,702,000	1,812,000	1,821,000	1,686,000	21,739,000
INDIAN HILLS	6,140,000	7,305,000	7,059,000	4,836,000	3,286,000	4,465,000	8,586,000	10,330,000	5,294,000	4,702,000	5,524,000	5,991,000	73,518,000
ISLAND CREEK	70,000	752,000	1,136,000	648,000	613,000	994,000	2,515,000	3,057,000	585,000	600,000	1,456,000	2,005,000	14,431,000
MODERN MHP	256,000	387,000	225,000	214,000	242,000	176,000	135,000	139,000	149,000	141,000	133,000	130,000	1,321,000
HOOPWOOD	186,000	147,000	136,000	122,000	88,000	96,000	94,000	89,000	92,000	96,000	149,000	164,000	1,459,000
COON BRANCH	124,000	101,000	91,000	97,000	85,000	84,000	90,000	63,000	69,000	67,000	82,000	81,000	1,094,000
ANNUAL TOTAL	28,702,000	28,546,000	28,529,000	24,804,000	22,120,000	17,856,000	39,008,872	39,702,000	29,138,000	25,009,000	30,101,000	29,958,000	343,473,872
COST FOR 1ST 28,000,000 GALLONS BEYOND	\$55,160.00	\$55,160.00	\$55,160.00	\$55,160.00	\$55,160.00	\$55,160.00	\$55,160.00	\$55,160.00	\$55,160.00	\$55,160.00	\$55,160.00	\$55,160.00	\$661,920.00
28,000,000 / MO	702,000	546,000	529,000	-3,196,000	-5,880,000	-10,144,000	11,008,872	11,702,000	1,138,000	-2,991,000	2,101,000	1,958,000	7,473,872
COST FOR GALLONS BEYOND 28,000,000	\$1,382.94	\$1,075.62	\$1,042.13	\$0.00	\$0.00	\$0.00	\$21,687.48	\$23,052.94	\$2,241.86	\$0.00	\$4,138.97	\$3,857.26	\$58,479.20
TOTAL BILLED	\$56,542.94	\$56,235.62	\$56,202.13	\$55,160.00	\$55,160.00	\$55,160.00	\$76,847.48	\$78,212.94	\$57,401.86	\$55,160.00	\$59,298.97	\$59,017.26	\$720,399.20

* Pikeville's wholesale rate to the Mountain Water District was \$1.97 per 1,000 gallons during the test period with a 28,000,000 gallon per month minimum. Any month that a full 28,000,000 was not purchased, the District still paid the minimum bill of 28,000,000 gallons equating \$55,160.00

**PURCHASED WATER SUMMARY
CITY OF WILLIAMSON, WV
TEST PERIOD
JULY 2021 - JUNE 2022**

MASTER METER	JUL	AUG	SEPT	OCT	NOV	DEC	JAN	FEB	MAR	APR	MAY	JUN	ANNUAL TOTALS
WILLIAMSON #1	17,015,900	20,973,600	19,066,000	15,116,300	19,037,000	22,569,000	15,351,000	18,482,000	19,332,000	17,029,400	19,422,600	19,529,000	222,923,800
WILLIAMSON #2	2,842,500	3,247,500	3,207,800	2,511,900	2,385,800	2,563,000	1,808,700	3,111,900	2,265,900	2,202,000	2,963,500	2,579,500	31,690,000
ANNUAL TOTAL	19,858,400	24,221,100	22,273,800	17,628,200	21,422,800	25,132,000	17,159,700	21,593,900	21,597,900	19,231,400	22,386,100	22,108,500	254,613,800
COST FOR 1ST 20,000,000 GALLONS BEYOND	\$36,600.00	\$36,600.00	\$36,600.00	\$36,600.00	\$36,600.00	\$36,600.00	\$36,600.00	\$36,600.00	\$36,600.00	\$36,600.00	\$36,600.00	\$36,600.00	\$439,200.00
20,000,000 / MO	-141,600	4,221,100	2,273,800	-2,371,800	1,422,800	5,132,000	-2,840,300	1,593,900	1,597,900	-768,600	2,386,100	2,108,500	14,613,800
COST FOR GALLONS BEYOND 20,000,000	\$0.00	\$7,724.61	\$4,161.05	\$0.00	\$2,603.72	\$9,391.56	\$0.00	\$2,916.84	\$2,924.16	\$0.00	\$4,366.56	\$3,858.56	\$37,947.06
TOTAL BILLED	\$36,600.00	\$44,324.61	\$40,761.05	\$36,600.00	\$39,203.72	\$45,991.56	\$36,600.00	\$39,516.84	\$39,524.16	\$36,600.00	\$40,966.56	\$40,458.56	\$477,147.06

* Williamson's wholesale rate to the Mountain Water District was \$1.83 per 1,000 gallons during the test period with a 20,000,000 gallon per month minimum and a quarterly true-up. Any quarter without an average combined purchase of 20,000,000 per month, was charged for the gallons under that amount. There were no instances of a true-up penalty during the test period.

MOUNTAIN WATER DISTRICT

**Response to Commission Staff's Second Request for Information
Case No. 2022-00366**

Question No. 5

Responding Witness: Tammy Olson

Q-5. Provide the current rate charged by each vendor from whom Mountain District purchases water.

A-5. City of Pikeville:

First 20,000,000 gallons	\$45,000 (Monthly Minimum Bill)
Over 20,000,000 gallons	\$2.26 per 1,000 gallons

Williamson, West Virginia:

\$1.83 per 1,000 gallons

20,000,000 gallons per month minimum with a quarterly true-up (each quarter's monthly average must be 20,000,000 gallons or above or the District is billed for the difference.)

MOUNTAIN WATER DISTRICT

**Response to Commission Staff's Second Request for Information
Case No. 2022-00366**

Question No. 6

Responding Witness: Legal Counsel/Carrie Hatfield

**Q-6. Refer to the Application, Exhibit 11, Debt Service Requirements for 2023-2027 table.
For each outstanding debt issuance still active:**

- a. Provide the case number in which Mountain District was authorized to issue the debt.**
- b. Provide the debt amortization tables.**

A-6. a. See Attachment 2-6a.

b. See Attachment 2-6b

Debt Instrument	Amount	Interest Rate	Lender	Issuance Date	Case No.	Division
KIA B291-07	\$5,165,093	2.900	KIA	06/00/1994	1992-00227	Water
KIA B291-01	\$ 377,760	3.000	KIA	06/00/1994	1993-00060	Water
RD 91-24	\$ 800,000	3.500	RD	07/00/2002	2001-00339	Water
KIA F01-07	\$1,197,072	1.800	KIA	01/00/2002	2001-00339	Water
RD 91-45	\$3,150,000	1.500	RD	00/00/2020	2019-00346	Water
KRWFC Refunding	\$5,580,000	Varies	KRWFC	01/27/2021	2021-00412	Water/Sewer
KIA A03-06	\$ 226,776	1.000	KIA	06/00/2004	2003-00282	Sewer
KIA A09-32	\$ 390,750	1.000	KIA	01/00/2010	2009-00541	Sewer
KIA A15-077	\$3,419,563	0.750	KIA	10/01/2016	2016-00356	Sewer
KIA A16-079	\$ 300,000	0.750	KIA	04/01/2017	2017-00150	Sewer
Belfty	\$3,653,000	1.730	RD	00/00/2020	2018-00400	Sewer

Lender Key:

RD: Rural Development

KIA: Kentucky Infrastructure Authority

KRWFC: Kentucky Rural Water Finance Corporation



United States Department of Agriculture
CPAP - Community Program Application Processing

RD 91-45



CPAP - Bond Schedule Detail

Name of Borrower: Moutain Water District			
Amount of Loan	3150000.00	Annual Interest Rate	0.015
Number of Initial Interest Only Payments	0	Number of principal and/or Interest Payments	40
Payment Frequency	Annual	This is a split payment bond.	No
Principal Payment Units	100	Interest Payment Units.	1

Year	Period	Number	Payment	Interest	Principal	Balance
2021	1	1	105350	47250	58100	3091900.00
2022	1	2	105278	46378	58900	3033000.00
2023	1	3	105295	45495	59800	2973200.00
2024	1	4	105298	44598	60700	2912500.00
2025	1	5	105287	43687	61600	2850900.00
2026	1	6	105263	42763	62500	2788400.00
2027	1	7	105326	41826	63500	2724900.00
2028	1	8	105273	40873	64400	2660500.00
2029	1	9	105307	39907	65400	2595100.00
2030	1	10	105326	38926	66400	2528700.00
2031	1	11	105330	37930	67400	2461300.00
2032	1	12	105319	36919	68400	2392900.00
2033	1	13	105293	35893	69400	2323500.00
2034	1	14	105352	34852	70500	2253000.00
2035	1	15	105295	33795	71500	2181500.00
2036	1	16	105322	32722	72600	2108900.00
2037	1	17	105333	31633	73700	2035200.00
2038	1	18	105328	30528	74800	1960400.00
2039	1	19	105306	29406	75900	1884500.00
2040	1	20	105267	28267	77000	1807500.00
2041	1	21	105312	27112	78200	1729300.00
2042	1	22	105339	25939	79400	1649900.00
2043	1	23	105348	24748	80600	1569300.00
2044	1	24	105339	23539	81800	1487500.00
2045	1	25	105312	22312	83000	1404500.00
2046	1	26	105267	21067	84200	1320300.00
2047	1	27	105304	19804	85500	1234800.00
2048	1	28	105322	18522	86800	1148000.00
2049	1	29	105320	17220	88100	1059900.00
2050	1	30	105298	15898	89400	970500.00
2051	1	31	105257	14557	90700	879800.00
2052	1	32	105297	13197	92100	787700.00
2053	1	33	105315	11815	93500	694200.00
2054	1	34	105313	10413	94900	599300.00
2055	1	35	105289	8989	96300	503000.00
2056	1	36	105345	7545	97800	405200.00
2057	1	37	105278	6078	99200	308000.00
2058	1	38	105290	4590	100700	205300.00
2059	1	39	105279	3079	102200	103100.00
2060	1	40	104846	1546	103100.00	0
TOTALS			\$4,211,618.00	\$1,061,618.00	\$3,150,000.00	

Warning: This schedule is an estimate of payments. Rural Development calculates interest amounts and principle reduction as of the date the payment is processed. Because over the life of the loan payments will be processed on dates other than the due date, the actual interest amounts and principle reduction will not match the schedule provided here.

B291-07

Mountain Water District
Revenue Bonds
Kentucky Infrastructure Authority

Multi-Area		Interest Rate 2.90%		Loan Number B291-07			
Due Date	Principal Payment	Interest Payment	Total Principal & Interest	Servicing Fee	Total Payment	Principal Balance to Date	Principal Paid to Date
6/1/1994	\$ 54,585.53	\$ 68,943.20	\$ 123,528.73	\$ 5,165.09	\$ 128,693.82	\$ 5,165,093.00	\$ 54,585.53
12/1/1994	\$ 55,377.02	\$ 74,102.36	\$ 129,479.38	\$ 5,110.51	\$ 134,589.89	\$ 5,055,130.45	\$ 109,962.55
6/1/1995	\$ 56,179.99	\$ 73,299.39	\$ 129,479.38	\$ 5,055.13	\$ 134,534.51	\$ 4,958,950.46	\$ 166,142.54
12/1/1995	\$ 56,994.60	\$ 72,484.78	\$ 129,479.38	\$ 4,998.95	\$ 134,478.33	\$ 4,941,955.86	\$ 223,137.14
6/1/1996	\$ 57,821.02	\$ 71,658.36	\$ 129,479.38	\$ 4,941.96	\$ 134,421.34	\$ 4,884,134.84	\$ 280,958.16
12/1/1996	\$ 58,659.42	\$ 70,819.96	\$ 129,479.38	\$ 4,884.13	\$ 134,363.51	\$ 4,825,475.42	\$ 339,617.58
6/1/1997	\$ 59,509.99	\$ 69,969.39	\$ 129,479.38	\$ 4,825.48	\$ 134,304.86	\$ 4,765,965.43	\$ 399,127.57
12/1/1997	\$ 60,372.88	\$ 69,106.50	\$ 129,479.38	\$ 4,765.97	\$ 134,245.35	\$ 4,705,592.55	\$ 459,500.45
6/1/1998	\$ 61,248.29	\$ 68,231.09	\$ 129,479.38	\$ 4,705.59	\$ 134,184.97	\$ 4,644,344.26	\$ 520,748.74
12/1/1998	\$ 62,136.39	\$ 67,342.99	\$ 129,479.38	\$ 4,644.34	\$ 134,123.72	\$ 4,582,207.87	\$ 582,885.13
6/1/1999	\$ 63,037.37	\$ 66,442.01	\$ 129,479.38	\$ 4,582.21	\$ 134,061.59	\$ 4,519,170.51	\$ 645,922.49
12/1/1999	\$ 63,951.41	\$ 65,527.97	\$ 129,479.38	\$ 4,519.17	\$ 133,998.55	\$ 4,455,219.10	\$ 709,873.90
6/1/2000	\$ 64,878.70	\$ 64,600.68	\$ 129,479.38	\$ 4,455.22	\$ 133,934.60	\$ 4,390,340.40	\$ 774,752.60
12/1/2000	\$ 65,819.44	\$ 63,659.94	\$ 129,479.38	\$ 4,390.34	\$ 133,869.77	\$ 4,324,520.95	\$ 840,572.05
6/1/2001	\$ 66,773.83	\$ 62,705.55	\$ 129,479.38	\$ 4,324.52	\$ 133,803.90	\$ 4,257,747.13	\$ 907,345.87
12/1/2001	\$ 67,742.05	\$ 61,737.33	\$ 129,479.38	\$ 4,257.15	\$ 133,737.13	\$ 4,190,005.08	\$ 975,087.92
6/1/2002	\$ 68,724.31	\$ 60,755.07	\$ 129,479.38	\$ 4,190.01	\$ 133,669.39	\$ 4,121,280.77	\$ 1,043,812.23
12/1/2002	\$ 69,720.81	\$ 59,758.57	\$ 129,479.38	\$ 4,121.28	\$ 133,600.66	\$ 4,051,559.97	\$ 1,113,533.03
6/1/2003	\$ 70,731.76	\$ 58,747.62	\$ 129,479.38	\$ 4,051.56	\$ 133,530.94	\$ 3,980,828.21	\$ 1,184,264.79
12/1/2003	\$ 71,757.37	\$ 57,722.01	\$ 129,479.38	\$ 3,980.83	\$ 133,460.21	\$ 3,909,070.83	\$ 1,256,022.17
6/1/2004	\$ 72,797.85	\$ 56,681.53	\$ 129,479.38	\$ 3,909.07	\$ 133,388.45	\$ 3,836,272.98	\$ 1,328,820.02
12/1/2004	\$ 73,853.42	\$ 55,625.96	\$ 129,479.38	\$ 3,836.27	\$ 133,315.65	\$ 3,762,419.56	\$ 1,402,673.44
6/1/2005	\$ 74,924.30	\$ 54,555.08	\$ 129,479.38	\$ 3,762.42	\$ 133,241.80	\$ 3,687,495.26	\$ 1,477,597.74
12/1/2005	\$ 76,010.70	\$ 53,468.68	\$ 129,479.38	\$ 3,687.50	\$ 133,166.88	\$ 3,611,484.56	\$ 1,553,608.44
6/1/2006	\$ 77,112.85	\$ 52,366.53	\$ 129,479.38	\$ 3,611.48	\$ 133,090.86	\$ 3,534,371.71	\$ 1,630,721.29
12/1/2006	\$ 78,230.99	\$ 51,248.39	\$ 129,479.38	\$ 3,534.37	\$ 133,013.75	\$ 3,456,140.72	\$ 1,708,952.28
6/1/2007	\$ 79,365.34	\$ 50,114.04	\$ 129,479.38	\$ 3,456.14	\$ 132,935.52	\$ 3,376,775.38	\$ 1,788,317.62
12/1/2007	\$ 80,516.14	\$ 48,963.24	\$ 129,479.38	\$ 3,376.78	\$ 132,856.16	\$ 3,296,259.24	\$ 1,868,833.76
6/1/2008	\$ 81,683.62	\$ 47,795.76	\$ 129,479.38	\$ 3,296.26	\$ 132,775.64	\$ 3,214,575.62	\$ 1,950,517.38
12/1/2008	\$ 82,868.03	\$ 46,611.35	\$ 129,479.38	\$ 3,214.58	\$ 132,693.96	\$ 3,131,707.59	\$ 2,033,385.41
6/1/2009	\$ 84,069.62	\$ 45,409.76	\$ 129,479.38	\$ 3,131.71	\$ 132,611.09	\$ 3,047,637.97	\$ 2,117,455.03
12/1/2009	\$ 85,288.63	\$ 44,190.75	\$ 129,479.38	\$ 3,047.64	\$ 132,527.07	\$ 2,962,349.34	\$ 2,202,743.66
6/1/2010	\$ 86,525.31	\$ 42,954.07	\$ 129,479.38	\$ 2,962.35	\$ 132,441.73	\$ 2,875,824.03	\$ 2,289,268.97
12/1/2010	\$ 87,779.93	\$ 41,699.45	\$ 129,479.38	\$ 2,875.82	\$ 132,355.20	\$ 2,788,044.09	\$ 2,377,048.91
6/1/2011	\$ 89,052.74	\$ 40,426.64	\$ 129,479.38	\$ 2,788.04	\$ 132,267.42	\$ 2,698,991.35	\$ 2,466,101.65
12/1/2011	\$ 90,344.01	\$ 39,135.37	\$ 129,479.38	\$ 2,698.99	\$ 132,178.37	\$ 2,608,647.35	\$ 2,556,445.65
6/1/2012	\$ 91,653.99	\$ 37,825.39	\$ 129,479.38	\$ 2,608.65	\$ 132,088.03	\$ 2,516,993.35	\$ 2,648,099.65
12/1/2012	\$ 92,982.98	\$ 36,496.40	\$ 129,479.38	\$ 2,516.99	\$ 131,996.37	\$ 2,424,010.38	\$ 2,741,082.62
6/1/2013	\$ 94,331.23	\$ 35,148.15	\$ 129,479.38	\$ 2,424.01	\$ 131,903.39	\$ 2,329,679.15	\$ 2,835,413.85
12/1/2013	\$ 95,699.03	\$ 33,780.35	\$ 129,479.38	\$ 2,329.68	\$ 131,809.06	\$ 2,233,980.12	\$ 2,931,112.88
6/1/2014	\$ 97,086.67	\$ 32,392.71	\$ 129,479.38	\$ 2,233.98	\$ 131,713.36	\$ 2,136,893.45	\$ 3,028,199.55
12/1/2014	\$ 98,494.43	\$ 30,984.95	\$ 129,479.38	\$ 2,136.89	\$ 131,616.27	\$ 2,038,399.02	\$ 3,126,693.98
6/1/2015	\$ 99,922.59	\$ 29,556.79	\$ 129,479.38	\$ 2,038.40	\$ 131,517.78	\$ 1,938,476.43	\$ 3,226,616.57
12/1/2015	\$ 101,371.47	\$ 28,107.91	\$ 129,479.38	\$ 1,938.48	\$ 131,417.86	\$ 1,837,104.96	\$ 3,327,988.04
6/1/2016	\$ 102,841.36	\$ 26,638.02	\$ 129,479.38	\$ 1,837.10	\$ 131,316.48	\$ 1,734,263.60	\$ 3,430,829.40
12/1/2016	\$ 104,332.56	\$ 25,146.82	\$ 129,479.38	\$ 1,734.26	\$ 131,213.64	\$ 1,629,931.04	\$ 3,535,161.96
6/1/2017	\$ 105,845.38	\$ 23,634.00	\$ 129,479.38	\$ 1,629.93	\$ 131,109.31	\$ 1,524,085.66	\$ 3,641,007.34
12/1/2017	\$ 107,380.14	\$ 22,099.24	\$ 129,479.38	\$ 1,524.09	\$ 131,003.47	\$ 1,416,705.52	\$ 3,748,387.48
6/1/2018	\$ 108,937.15	\$ 20,542.23	\$ 129,479.38	\$ 1,416.71	\$ 130,896.09	\$ 1,307,768.37	\$ 3,857,324.63
12/1/2018	\$ 110,516.74	\$ 18,962.64	\$ 129,479.38	\$ 1,307.77	\$ 130,787.15	\$ 1,197,251.64	\$ 3,967,841.36
6/1/2019	\$ 112,119.23	\$ 17,360.15	\$ 129,479.38	\$ 1,197.25	\$ 130,676.63	\$ 1,085,132.40	\$ 4,079,960.60
12/1/2019	\$ 113,744.96	\$ 15,734.42	\$ 129,479.38	\$ 1,085.13	\$ 130,564.51	\$ 971,387.44	\$ 4,193,705.56
6/1/2020	\$ 115,394.26	\$ 14,085.12	\$ 129,479.38	\$ 971.39	\$ 130,450.77	\$ 855,993.18	\$ 4,309,099.82
12/1/2020	\$ 117,067.48	\$ 12,411.90	\$ 129,479.38	\$ 855.99	\$ 130,335.37	\$ 738,925.70	\$ 4,426,167.30
6/1/2021	\$ 118,764.96	\$ 10,714.42	\$ 129,479.38	\$ 738.93	\$ 130,218.31	\$ 620,160.75	\$ 4,544,932.25
12/1/2021	\$ 120,487.05	\$ 8,992.33	\$ 129,479.38	\$ 620.16	\$ 130,099.54	\$ 499,673.70	\$ 4,665,419.30
6/1/2022	\$ 122,234.11	\$ 7,245.27	\$ 129,479.38	\$ 499.67	\$ 129,979.05	\$ 377,439.58	\$ 4,787,653.42
12/1/2022	\$ 124,006.51	\$ 5,472.87	\$ 129,479.38	\$ 377.44	\$ 129,856.82	\$ 253,433.08	\$ 4,911,659.92
6/1/2023	\$ 125,804.60	\$ 3,674.78	\$ 129,479.38	\$ 253.43	\$ 129,732.81	\$ 127,628.48	\$ 5,037,464.52
12/1/2023	\$ 127,628.48	\$ 1,850.61	\$ 129,479.38	\$ 127.63	\$ 129,607.01	\$ 0.00	\$ 5,165,093.00
Total	\$ 5,165,093.00	\$ 2,597,718.86	\$ 7,762,812.15	\$ 179,563.41	\$ 7,942,375.56	# Payments	60

Mountain Water District
 Revenue Bonds
 Kentucky Infrastructure Authority

B291-01

Indian Creek		Interest Rate 3.00%		Loan Number B291-01			
Due Date	Principal Payment	Interest Payment	Total Principal & Interest	Servicing Fee	Total Payment	Principal Balance to Date	Principal Paid to Date
						\$ 337,760.00	
6/1/1994	\$ 3,510.49	\$ 6,357.29	\$ 9,867.78	\$ 337.76	\$ 10,205.54	\$ 334,249.51	\$ 3,510.49
12/1/1994	\$ 3,563.14	\$ 5,013.74	\$ 8,576.88	\$ 334.25	\$ 8,911.13	\$ 330,686.37	\$ 7,073.63
6/1/1995	\$ 3,616.58	\$ 4,960.30	\$ 8,576.88	\$ 330.69	\$ 8,907.57	\$ 327,069.79	\$ 10,690.21
12/1/1995	\$ 3,670.83	\$ 4,906.05	\$ 8,576.88	\$ 327.07	\$ 8,903.95	\$ 323,398.95	\$ 14,361.05
6/1/1996	\$ 3,725.90	\$ 4,850.98	\$ 8,576.88	\$ 323.40	\$ 8,900.28	\$ 319,673.06	\$ 18,086.94
12/1/1996	\$ 3,781.78	\$ 4,795.10	\$ 8,576.88	\$ 319.67	\$ 8,896.55	\$ 315,891.27	\$ 21,868.73
6/1/1997	\$ 3,838.51	\$ 4,738.37	\$ 8,576.88	\$ 315.99	\$ 8,892.77	\$ 312,052.76	\$ 25,707.24
12/1/1997	\$ 3,896.09	\$ 4,680.79	\$ 8,576.88	\$ 312.05	\$ 8,888.93	\$ 308,156.67	\$ 29,603.33
6/1/1998	\$ 3,954.53	\$ 4,622.35	\$ 8,576.88	\$ 308.16	\$ 8,885.04	\$ 304,202.14	\$ 33,557.86
12/1/1998	\$ 4,013.85	\$ 4,563.03	\$ 8,576.88	\$ 304.20	\$ 8,881.08	\$ 300,188.30	\$ 37,571.70
6/1/1999	\$ 4,074.06	\$ 4,502.82	\$ 8,576.88	\$ 300.19	\$ 8,877.07	\$ 296,114.24	\$ 41,645.76
12/1/1999	\$ 4,135.17	\$ 4,441.71	\$ 8,576.88	\$ 296.11	\$ 8,872.99	\$ 291,979.07	\$ 45,780.93
6/1/2000	\$ 4,197.19	\$ 4,379.69	\$ 8,576.88	\$ 291.98	\$ 8,868.86	\$ 287,781.88	\$ 49,978.12
12/1/2000	\$ 4,260.15	\$ 4,316.73	\$ 8,576.88	\$ 287.78	\$ 8,864.66	\$ 283,521.73	\$ 54,238.27
6/1/2001	\$ 4,324.05	\$ 4,252.83	\$ 8,576.88	\$ 283.52	\$ 8,860.40	\$ 279,197.67	\$ 58,562.33
12/1/2001	\$ 4,388.91	\$ 4,187.97	\$ 8,576.88	\$ 279.20	\$ 8,856.08	\$ 274,808.76	\$ 62,951.24
6/1/2002	\$ 4,454.75	\$ 4,122.13	\$ 8,576.88	\$ 274.81	\$ 8,851.69	\$ 270,354.01	\$ 67,405.99
12/1/2002	\$ 4,521.57	\$ 4,055.31	\$ 8,576.88	\$ 270.35	\$ 8,847.23	\$ 265,832.44	\$ 71,927.56
6/1/2003	\$ 4,589.39	\$ 3,987.49	\$ 8,576.88	\$ 265.83	\$ 8,842.71	\$ 261,243.05	\$ 76,516.95
12/1/2003	\$ 4,658.23	\$ 3,918.65	\$ 8,576.88	\$ 261.24	\$ 8,838.12	\$ 256,584.81	\$ 81,175.19
6/1/2004	\$ 4,728.11	\$ 3,848.77	\$ 8,576.88	\$ 256.58	\$ 8,833.46	\$ 251,856.70	\$ 85,903.30
12/1/2004	\$ 4,799.03	\$ 3,777.85	\$ 8,576.88	\$ 251.86	\$ 8,828.74	\$ 247,057.68	\$ 90,702.32
6/1/2005	\$ 4,871.01	\$ 3,705.87	\$ 8,576.88	\$ 247.05	\$ 8,823.94	\$ 242,186.66	\$ 95,573.34
12/1/2005	\$ 4,944.08	\$ 3,632.80	\$ 8,576.88	\$ 242.19	\$ 8,819.07	\$ 237,242.58	\$ 100,517.42
6/1/2006	\$ 5,018.24	\$ 3,558.64	\$ 8,576.88	\$ 237.24	\$ 8,814.12	\$ 232,224.34	\$ 105,535.66
12/1/2006	\$ 5,093.51	\$ 3,483.37	\$ 8,576.88	\$ 232.22	\$ 8,809.10	\$ 227,130.82	\$ 110,629.18
6/1/2007	\$ 5,169.92	\$ 3,408.96	\$ 8,576.88	\$ 227.13	\$ 8,804.01	\$ 221,960.91	\$ 115,799.09
12/1/2007	\$ 5,247.47	\$ 3,329.41	\$ 8,576.88	\$ 221.96	\$ 8,798.84	\$ 216,713.44	\$ 121,046.56
6/1/2008	\$ 5,326.18	\$ 3,250.70	\$ 8,576.88	\$ 216.71	\$ 8,793.59	\$ 211,387.26	\$ 126,372.74
12/1/2008	\$ 5,406.07	\$ 3,170.81	\$ 8,576.88	\$ 211.39	\$ 8,788.27	\$ 205,981.19	\$ 131,778.81
6/1/2009	\$ 5,487.16	\$ 3,089.72	\$ 8,576.88	\$ 205.98	\$ 8,782.86	\$ 200,494.03	\$ 137,265.97
12/1/2009	\$ 5,569.47	\$ 3,007.41	\$ 8,576.88	\$ 200.49	\$ 8,777.37	\$ 194,924.56	\$ 142,835.44
6/1/2010	\$ 5,653.01	\$ 2,923.87	\$ 8,576.88	\$ 194.92	\$ 8,771.80	\$ 189,271.55	\$ 148,488.45
12/1/2010	\$ 5,737.81	\$ 2,839.07	\$ 8,576.88	\$ 189.27	\$ 8,766.15	\$ 183,533.74	\$ 154,226.26
6/1/2011	\$ 5,823.87	\$ 2,753.01	\$ 8,576.88	\$ 183.53	\$ 8,760.41	\$ 177,709.87	\$ 160,050.13
12/1/2011	\$ 5,911.23	\$ 2,665.65	\$ 8,576.88	\$ 177.71	\$ 8,754.59	\$ 171,798.63	\$ 165,961.37
6/1/2012	\$ 5,999.90	\$ 2,575.98	\$ 8,576.88	\$ 171.80	\$ 8,748.68	\$ 165,798.73	\$ 171,961.27
12/1/2012	\$ 6,089.90	\$ 2,486.98	\$ 8,576.88	\$ 165.80	\$ 8,742.68	\$ 159,708.83	\$ 178,051.17
6/1/2013	\$ 6,181.25	\$ 2,395.63	\$ 8,576.88	\$ 159.71	\$ 8,736.59	\$ 153,527.59	\$ 184,232.41
12/1/2013	\$ 6,273.97	\$ 2,302.91	\$ 8,576.88	\$ 153.53	\$ 8,730.41	\$ 147,253.62	\$ 190,506.38
6/1/2014	\$ 6,368.08	\$ 2,208.80	\$ 8,576.88	\$ 147.25	\$ 8,724.13	\$ 140,855.55	\$ 196,874.45
12/1/2014	\$ 6,463.60	\$ 2,113.28	\$ 8,576.88	\$ 140.89	\$ 8,717.77	\$ 134,421.95	\$ 203,338.05
6/1/2015	\$ 6,560.55	\$ 2,016.33	\$ 8,576.88	\$ 134.42	\$ 8,711.30	\$ 127,851.40	\$ 209,898.60
12/1/2015	\$ 6,658.96	\$ 1,917.92	\$ 8,576.88	\$ 127.86	\$ 8,704.74	\$ 121,202.44	\$ 216,557.56
6/1/2016	\$ 6,758.84	\$ 1,815.04	\$ 8,576.88	\$ 121.20	\$ 8,698.08	\$ 114,443.60	\$ 223,316.40
12/1/2016	\$ 6,860.23	\$ 1,716.65	\$ 8,576.88	\$ 114.44	\$ 8,691.32	\$ 107,583.37	\$ 230,176.63
6/1/2017	\$ 6,963.13	\$ 1,613.75	\$ 8,576.88	\$ 107.58	\$ 8,684.46	\$ 100,620.24	\$ 237,139.76
12/1/2017	\$ 7,067.58	\$ 1,509.30	\$ 8,576.88	\$ 100.62	\$ 8,677.50	\$ 93,552.66	\$ 244,207.34
6/1/2018	\$ 7,173.59	\$ 1,403.29	\$ 8,576.88	\$ 93.55	\$ 8,670.43	\$ 86,379.07	\$ 251,380.93
12/1/2018	\$ 7,281.19	\$ 1,295.69	\$ 8,576.88	\$ 86.38	\$ 8,663.26	\$ 79,097.88	\$ 258,662.12
6/1/2019	\$ 7,390.41	\$ 1,186.47	\$ 8,576.88	\$ 79.10	\$ 8,655.98	\$ 71,707.47	\$ 266,052.53
12/1/2019	\$ 7,501.27	\$ 1,075.61	\$ 8,576.88	\$ 71.71	\$ 8,648.59	\$ 64,206.20	\$ 273,553.80
6/1/2020	\$ 7,613.79	\$ 963.09	\$ 8,576.88	\$ 64.21	\$ 8,641.09	\$ 56,592.41	\$ 281,167.59
12/1/2020	\$ 7,727.99	\$ 848.89	\$ 8,576.88	\$ 56.59	\$ 8,633.47	\$ 48,864.42	\$ 288,895.58
6/1/2021	\$ 7,843.91	\$ 732.97	\$ 8,576.88	\$ 48.86	\$ 8,625.74	\$ 41,020.51	\$ 296,739.49
12/1/2021	\$ 7,961.57	\$ 615.31	\$ 8,576.88	\$ 41.02	\$ 8,617.90	\$ 33,058.93	\$ 304,701.07
6/1/2022	\$ 8,081.00	\$ 495.88	\$ 8,576.88	\$ 33.06	\$ 8,609.94	\$ 24,977.94	\$ 312,782.06
12/1/2022	\$ 8,202.21	\$ 374.67	\$ 8,576.88	\$ 24.98	\$ 8,601.86	\$ 16,775.73	\$ 320,984.27
6/1/2023	\$ 8,325.24	\$ 251.64	\$ 8,576.88	\$ 16.78	\$ 8,593.66	\$ 8,450.48	\$ 329,309.52
12/1/2023	\$ 8,450.48	\$ 126.76	\$ 8,576.88	\$ 8.45	\$ 8,585.33	\$ (0.00)	\$ 337,760.00
Total	\$ 337,760.00	\$ 178,144.06	\$ 515,903.70	\$ 11,790.21	\$ 527,693.91	# Payments	60

Mountain Water District
Revenue Bonds
Kentucky Infrastructure Authority

F01-07

Feds Creek Water Plant	Interest Rate 1.80%	Loan Number F01-07
------------------------	---------------------	--------------------

Due Date	Principal Payment	Interest Payment	Total Principal & Interest	Servicing Fee	Total Payment	Principal Balance to Date	Principal Paid to Date
						\$ 1,197,072.00	
12/1/2004	\$ 24,995.52	\$ 10,713.21	\$ 35,708.73	\$ 1,496.34	\$ 37,205.07	\$ 1,172,076.48	\$ 24,995.52
6/1/2005	\$ 25,220.48	\$ 10,548.69	\$ 35,769.17	\$ 1,465.10	\$ 37,234.27	\$ 1,146,856.00	\$ 50,216.00
12/1/2005	\$ 25,447.47	\$ 10,321.70	\$ 35,769.17	\$ 1,433.57	\$ 37,202.74	\$ 1,121,408.53	\$ 75,663.47
6/1/2006	\$ 25,676.49	\$ 10,092.68	\$ 35,769.17	\$ 1,401.76	\$ 37,170.93	\$ 1,095,732.04	\$ 101,339.96
12/1/2006	\$ 25,907.58	\$ 9,861.59	\$ 35,769.17	\$ 1,369.67	\$ 37,138.84	\$ 1,069,824.46	\$ 127,247.54
6/1/2007	\$ 26,140.75	\$ 9,628.42	\$ 35,769.17	\$ 1,337.28	\$ 37,106.45	\$ 1,043,683.71	\$ 153,388.29
12/1/2007	\$ 26,376.02	\$ 9,393.15	\$ 35,769.17	\$ 1,304.60	\$ 37,073.77	\$ 1,017,307.69	\$ 179,764.31
6/1/2008	\$ 26,613.40	\$ 9,155.77	\$ 35,769.17	\$ 1,271.63	\$ 37,040.80	\$ 990,694.29	\$ 206,377.71
12/1/2008	\$ 26,852.92	\$ 8,916.25	\$ 35,769.17	\$ 1,238.37	\$ 37,007.54	\$ 963,841.37	\$ 233,230.63
6/1/2009	\$ 27,094.60	\$ 8,674.57	\$ 35,769.17	\$ 1,204.80	\$ 36,973.97	\$ 936,746.77	\$ 260,325.23
12/1/2009	\$ 27,338.45	\$ 8,430.72	\$ 35,769.17	\$ 1,170.93	\$ 36,940.10	\$ 909,408.32	\$ 287,663.68
6/1/2010	\$ 27,584.50	\$ 8,184.67	\$ 35,769.17	\$ 1,136.76	\$ 36,905.93	\$ 881,823.83	\$ 315,248.17
12/1/2010	\$ 27,832.76	\$ 7,936.41	\$ 35,769.17	\$ 1,102.28	\$ 36,871.45	\$ 853,991.07	\$ 343,080.93
6/1/2011	\$ 28,083.25	\$ 7,685.92	\$ 35,769.17	\$ 1,067.49	\$ 36,836.66	\$ 825,907.82	\$ 371,164.18
12/1/2011	\$ 28,336.00	\$ 7,433.17	\$ 35,769.17	\$ 1,032.38	\$ 36,801.55	\$ 797,571.82	\$ 399,500.18
6/1/2012	\$ 28,591.02	\$ 7,178.15	\$ 35,769.17	\$ 996.96	\$ 36,766.13	\$ 768,980.80	\$ 428,091.20
12/1/2012	\$ 28,848.34	\$ 6,920.83	\$ 35,769.17	\$ 961.23	\$ 36,730.40	\$ 740,132.45	\$ 456,939.55
6/1/2013	\$ 29,107.98	\$ 6,661.19	\$ 35,769.17	\$ 925.17	\$ 36,694.34	\$ 711,024.48	\$ 486,047.52
12/1/2013	\$ 29,369.95	\$ 6,399.22	\$ 35,769.17	\$ 888.78	\$ 36,657.95	\$ 681,654.53	\$ 515,417.47
6/1/2014	\$ 29,634.28	\$ 6,134.89	\$ 35,769.17	\$ 852.07	\$ 36,621.24	\$ 652,020.25	\$ 545,051.75
12/1/2014	\$ 29,900.99	\$ 5,868.18	\$ 35,769.17	\$ 815.03	\$ 36,584.20	\$ 622,119.26	\$ 574,952.74
6/1/2015	\$ 30,170.10	\$ 5,599.07	\$ 35,769.17	\$ 777.65	\$ 36,546.82	\$ 591,949.16	\$ 605,122.84
12/1/2015	\$ 30,441.63	\$ 5,327.54	\$ 35,769.17	\$ 739.94	\$ 36,509.11	\$ 561,507.54	\$ 635,564.46
6/1/2016	\$ 30,715.60	\$ 5,053.57	\$ 35,769.17	\$ 701.88	\$ 36,471.05	\$ 530,791.93	\$ 666,280.07
12/1/2016	\$ 30,992.04	\$ 4,777.13	\$ 35,769.17	\$ 663.49	\$ 36,432.66	\$ 499,799.89	\$ 697,272.11
6/1/2017	\$ 31,270.97	\$ 4,498.20	\$ 35,769.17	\$ 624.75	\$ 36,393.92	\$ 468,528.92	\$ 728,543.08
12/1/2017	\$ 31,552.41	\$ 4,216.76	\$ 35,769.17	\$ 585.66	\$ 36,354.83	\$ 436,976.51	\$ 760,095.49
6/1/2018	\$ 31,836.38	\$ 3,932.79	\$ 35,769.17	\$ 546.22	\$ 36,315.39	\$ 405,140.13	\$ 791,931.87
12/1/2018	\$ 32,122.91	\$ 3,646.26	\$ 35,769.17	\$ 506.43	\$ 36,275.60	\$ 373,017.22	\$ 824,054.78
6/1/2019	\$ 32,412.02	\$ 3,357.15	\$ 35,769.17	\$ 466.27	\$ 36,235.44	\$ 340,605.21	\$ 856,466.79
12/1/2019	\$ 32,703.72	\$ 3,065.45	\$ 35,769.17	\$ 425.76	\$ 36,194.93	\$ 307,901.48	\$ 889,170.52
6/1/2020	\$ 32,998.06	\$ 2,771.11	\$ 35,769.17	\$ 384.88	\$ 36,154.05	\$ 274,903.43	\$ 922,168.57
12/1/2020	\$ 33,295.04	\$ 2,474.13	\$ 35,769.17	\$ 343.53	\$ 36,112.80	\$ 241,608.39	\$ 955,463.61
6/1/2021	\$ 33,594.69	\$ 2,174.48	\$ 35,769.17	\$ 302.01	\$ 36,071.18	\$ 208,013.69	\$ 989,058.31
12/1/2021	\$ 33,897.05	\$ 1,872.12	\$ 35,769.17	\$ 260.02	\$ 36,029.19	\$ 174,116.65	\$ 1,022,955.35
6/1/2022	\$ 34,202.12	\$ 1,567.05	\$ 35,769.17	\$ 217.65	\$ 35,986.82	\$ 139,914.52	\$ 1,057,157.48
12/1/2022	\$ 34,509.94	\$ 1,259.23	\$ 35,769.17	\$ 174.89	\$ 35,944.06	\$ 105,404.59	\$ 1,091,667.41
6/1/2023	\$ 34,820.53	\$ 948.64	\$ 35,769.17	\$ 131.76	\$ 35,900.93	\$ 70,584.06	\$ 1,126,487.94
12/1/2023	\$ 35,133.91	\$ 635.26	\$ 35,769.17	\$ 88.23	\$ 35,857.40	\$ 35,450.14	\$ 1,161,621.86
6/1/2024	\$ 35,450.14	\$ 319.05	\$ 35,769.19	\$ 44.31	\$ 35,813.50	\$ 0.00	\$ 1,197,072.00
Total	\$ 1,197,072.00	\$ 233,634.38	\$ 1,430,706.38	\$ 32,457.61	\$ 1,463,163.99	# Payments	40

RD
91-2

Name		Mountain Water District			LOAN NUMBER	91-24
Bond Series		Amount of Bond			Interest Rate	Semi Annual
2001		\$800,000.00			3.250%	7/26/2002
			January	July		
YEAR	PRINCIPAL	INTEREST	Principal/ Interest Payment Due	INTEREST Interest Payment Due	Yearly Total Paid	BALANCE
						\$800,000.00
2005	\$11,000.00	\$13,000.00	\$24,000.00	\$12,821.25	\$36,821.25	\$789,000.00
2006	\$11,000.00	\$12,821.25	\$23,821.25	\$12,642.50	\$36,463.75	\$778,000.00
2007	\$12,000.00	\$12,642.50	\$24,642.50	\$12,447.50	\$37,090.00	\$766,000.00
2008	\$12,000.00	\$12,447.50	\$24,447.50	\$12,252.50	\$36,700.00	\$754,000.00
2009	\$12,000.00	\$12,252.50	\$24,252.50	\$12,057.50	\$36,310.00	\$742,000.00
2010	\$13,000.00	\$12,057.50	\$25,057.50	\$11,846.25	\$36,903.75	\$729,000.00
2011	\$13,000.00	\$11,846.25	\$24,846.25	\$11,635.00	\$36,481.25	\$716,000.00
2012	\$14,000.00	\$11,635.00	\$25,635.00	\$11,407.50	\$37,042.50	\$702,000.00
2013	\$14,000.00	\$11,407.50	\$25,407.50	\$11,180.00	\$36,587.50	\$688,000.00
2014	\$15,000.00	\$11,180.00	\$26,180.00	\$10,936.25	\$37,116.25	\$673,000.00
2015	\$15,000.00	\$10,936.25	\$25,936.25	\$10,692.50	\$36,628.75	\$658,000.00
2016	\$16,000.00	\$10,692.50	\$26,692.50	\$10,432.50	\$37,125.00	\$642,000.00
2017	\$16,000.00	\$10,432.50	\$26,432.50	\$10,172.50	\$36,605.00	\$626,000.00
2018	\$17,000.00	\$10,172.50	\$27,172.50	\$9,896.25	\$37,068.75	\$609,000.00
2019	\$17,000.00	\$9,896.25	\$26,896.25	\$9,620.00	\$36,516.25	\$592,000.00
2020	\$18,000.00	\$9,620.00	\$27,620.00	\$9,327.50	\$36,947.50	\$574,000.00
2021	\$18,000.00	\$9,327.50	\$27,327.50	\$9,035.00	\$36,362.50	\$556,000.00
2022	\$19,000.00	\$9,035.00	\$28,035.00	\$8,726.25	\$36,761.25	\$537,000.00
2023	\$19,000.00	\$8,726.25	\$27,726.25	\$8,417.50	\$36,143.75	\$518,000.00
2024	\$20,000.00	\$8,417.50	\$28,417.50	\$8,092.50	\$36,510.00	\$498,000.00
2025	\$21,000.00	\$8,092.50	\$29,092.50	\$7,751.25	\$36,843.75	\$477,000.00
2026	\$21,000.00	\$7,751.25	\$28,751.25	\$7,410.00	\$36,161.25	\$456,000.00
2027	\$22,000.00	\$7,410.00	\$29,410.00	\$7,052.50	\$36,462.50	\$434,000.00
2028	\$23,000.00	\$7,052.50	\$30,052.50	\$6,678.75	\$36,731.25	\$411,000.00
2029	\$24,000.00	\$6,678.75	\$30,678.75	\$6,288.75	\$36,967.50	\$387,000.00
2030	\$24,000.00	\$6,288.75	\$30,288.75	\$5,898.75	\$36,187.50	\$363,000.00
2031	\$25,000.00	\$5,898.75	\$30,898.75	\$5,492.50	\$36,391.25	\$338,000.00
2032	\$26,000.00	\$5,492.50	\$31,492.50	\$5,070.00	\$36,562.50	\$312,000.00
2033	\$27,000.00	\$5,070.00	\$32,070.00	\$4,631.25	\$36,701.25	\$285,000.00
2034	\$28,000.00	\$4,631.25	\$32,631.25	\$4,176.25	\$36,807.50	\$257,000.00
2035	\$28,000.00	\$4,176.25	\$32,176.25	\$3,721.25	\$35,897.50	\$229,000.00
2036	\$30,000.00	\$3,721.25	\$33,721.25	\$3,233.75	\$36,955.00	\$199,000.00
2037	\$30,000.00	\$3,233.75	\$33,233.75	\$2,746.25	\$35,980.00	\$169,000.00
2038	\$32,000.00	\$2,746.25	\$34,746.25	\$2,226.25	\$36,972.50	\$137,000.00
2039	\$32,000.00	\$2,226.25	\$34,226.25	\$1,706.25	\$35,932.50	\$105,000.00
2040	\$34,000.00	\$1,706.25	\$35,706.25	\$1,153.75	\$36,860.00	\$71,000.00
2041	\$35,000.00	\$1,153.75	\$36,153.75	\$585.00	\$36,738.75	\$36,000.00
2042	\$36,000.00	\$585.00	\$36,585.00	\$0.00	\$36,585.00	\$0.00
2043	\$0.00	\$0.00	\$0.00	\$0.00	\$0.00	\$0.00

KENTUCKY RURAL WATER FINANCE CORPORATION FLEXIBLE TERM FINANCE PROGRAM SERIES 2022 A**Borrower: Mountain Water District****Closing Date: 01/27/22****Borrower Payment Schedule**

Payment Date	Principal	Interest Rate	Interest	Trustee Fees	Total	Fiscal Total
01/27/22						
08/01/22			109,651.23		374,651.23	374,651.23
02/01/23	265,000.00	5.200%	107,267.50	450.00	107,717.50	
08/01/23			100,377.50		100,377.50	208,095.00
02/01/24	290,000.00	5.200%	100,377.50	450.00	390,827.50	
08/01/24			92,837.50		92,837.50	483,665.00
02/01/25	305,000.00	5.200%	92,837.50	450.00	398,287.50	
08/01/25			84,907.50		84,907.50	483,195.00
02/01/26	320,000.00	5.200%	84,907.50	450.00	405,357.50	
08/01/26			76,587.50		76,587.50	481,945.00
02/01/27	330,000.00	5.200%	76,587.50	450.00	407,037.50	
08/01/27			68,007.50		68,007.50	475,045.00
02/01/28	335,000.00	5.200%	68,007.50	450.00	403,457.50	
08/01/28			59,297.50		59,297.50	462,755.00
02/01/29	340,000.00	5.200%	59,297.50	450.00	399,747.50	
08/01/29			50,457.50		50,457.50	450,205.00
02/01/30	355,000.00	5.200%	50,457.50	450.00	405,907.50	
08/01/30			41,227.50		41,227.50	447,135.00
02/01/31	280,000.00	4.200%	41,227.50	450.00	321,677.50	
08/01/31			35,347.50		35,347.50	357,025.00
02/01/32	300,000.00	3.200%	35,347.50	450.00	335,797.50	
08/01/32			30,547.50		30,547.50	366,345.00
02/01/33	265,000.00	2.200%	30,547.50	450.00	295,997.50	
08/01/33			27,632.50		27,632.50	323,630.00
02/01/34	275,000.00	2.200%	27,632.50	450.00	303,082.50	
08/01/34			24,607.50		24,607.50	327,690.00
02/01/35	275,000.00	2.200%	24,607.50	450.00	300,057.50	
08/01/35			21,582.50		21,582.50	321,640.00
02/01/36	205,000.00	2.325%	21,582.50	450.00	227,032.50	
08/01/36			19,199.38		19,199.38	246,231.88
02/01/37	215,000.00	2.450%	19,199.38	450.00	234,649.38	
08/01/37			16,565.63		16,565.63	251,215.01
02/01/38	225,000.00	2.450%	16,565.63	450.00	242,015.63	
08/01/38			13,809.38		13,809.38	255,825.01
02/01/39	225,000.00	2.575%	13,809.38	450.00	239,259.38	
08/01/39			10,912.50		10,912.50	250,171.88
02/01/40	130,000.00	2.700%	10,912.50	450.00	141,362.50	
08/01/40			9,157.50		9,157.50	150,520.00
02/01/41	140,000.00	2.700%	9,157.50	450.00	149,607.50	
08/01/41			7,267.50		7,267.50	156,875.00
02/01/42	145,000.00	2.700%	7,267.50	450.00	152,717.50	
08/01/42			5,310.00		5,310.00	158,027.50
02/01/43	145,000.00	2.950%	5,310.00	450.00	150,760.00	

Payment Date	Principal	Interest Rate	Interest	Trustee Fees	Total	Fiscal Total
08/01/43			3,171.25		3,171.25	153,931.25
02/01/44	125,000.00	2.950%	3,171.25	450.00	128,621.25	
08/01/44			1,327.50		1,327.50	129,948.75
02/01/45	90,000.00	2.950%	1,327.50	450.00	91,777.50	
08/01/45						91,777.50
Totals	<u>5,580,000.00</u>		<u>1,817,195.01</u>	<u>10,350.00</u>	<u>7,407,545.01</u>	<u>7,407,545.01</u>

**KRWFC Flexible Term Program Series 2022 A
Sinking Fund Payment Schedule**

Borrower: Mountain Water District

Closing Date: 01/27/22

	Monthly Principal	Monthly Interest	Total Monthly Sinking Fund Payments
3/22-7/22	21,200.00	21,930.25	43,130.25
8/22-1/23	26,500.00	17,877.92	44,377.92
2/23-7/23	24,166.67	16,729.58	40,896.25
8/23-1/24	24,166.67	16,729.58	40,896.25
2/24-7/24	25,416.67	15,472.92	40,889.58
8/24-1/25	25,416.67	15,472.92	40,889.58
2/25-7/25	26,666.67	14,151.25	40,817.92
8/25-1/26	26,666.67	14,151.25	40,817.92
2/26-7/26	27,500.00	12,764.58	40,264.58
8/26-1/27	27,500.00	12,764.58	40,264.58
2/27-7/27	27,916.67	11,334.58	39,251.25
8/27-1/28	27,916.67	11,334.58	39,251.25
2/28-7/28	28,333.33	9,882.92	38,216.25
8/28-1/29	28,333.33	9,882.92	38,216.25
2/29-7/29	29,583.33	8,409.58	37,992.92
8/29-1/30	29,583.33	8,409.58	37,992.92
2/30-7/30	23,333.33	6,871.25	30,204.58
8/30-2/31	23,333.33	6,871.25	30,204.58
2/31-7/31	25,000.00	5,891.25	30,891.25
8/31-1/32	25,000.00	5,891.25	30,891.25
2/32-7/32	22,083.33	5,091.25	27,174.58
8/32-1/33	22,083.33	5,091.25	27,174.58
2/33-7/33	22,916.67	4,605.42	27,522.08
8/33-1/34	22,916.67	4,605.42	27,522.08
2/34-7/34	22,916.67	4,101.25	27,017.92
8/34-1/35	22,916.67	4,101.25	27,017.92
2/35-7/35	17,083.33	3,597.08	20,680.42
8/35-1/36	17,083.33	3,597.08	20,680.42
2/36-7/36	17,916.67	3,199.90	21,116.56
8/36-1/37	17,916.67	3,199.90	21,116.56
2/37-7/37	18,750.00	2,760.94	21,510.94
8/37-1/37	18,750.00	2,760.94	21,510.94
2/38-7/38	18,750.00	2,301.56	21,051.56
8/38-1/39	18,750.00	2,301.56	21,051.56
2/39-7/39	10,833.33	1,818.75	12,652.08
8/39-1/40	10,833.33	1,818.75	12,652.08
2/40-7/40	11,666.67	1,526.25	13,192.92
8/40-1/41	11,666.67	1,526.25	13,192.92
2/41-7/41	12,083.33	1,211.25	13,294.58
8/41-1/42	12,083.33	1,211.25	13,294.58
2/42-7/42	12,083.33	885.00	12,968.33
8/42-1/43	12,083.33	885.00	12,968.33

	Monthly Principal	Monthly Interest	Total Monthly Sinking Fund Payments
2/43-7/43	10,416.67	528.54	10,945.21
8/43-1/44	10,416.67	528.54	10,945.21
2/44-7/44	7,500.00	221.25	7,721.25
8/44-1/45	7,500.00	221.25	7,721.25
	<u>5,580,000.00</u>	<u>1,817,195.01</u>	<u>7,397,195.01</u>

MOUNTAIN WATER DISTRICT

**Response to Commission Staff's Second Request for Information
Case No. 2022-00366**

Question No. 7

Responding Witness: Kevin Lowe

Q-7. Refer to Mountain District's Response to Commission Staff's First Request for Information (Staff's First Request), Item 35.

a. Confirm there were no occurrences for the following nonrecurring charges listed in Mountain District's tariff on file with the Commission.

- (1) Connection Charge;**
- (2) Connection Charge After Hours;**
- (3) Meter Re-Read Charge;**
- (4) Meter Test Charge;**
- (5) Returned Check Charge;**
- (6) Service Investigation Charge;**
- (7) Service Investigation Charge After Hours;**
- (8) Termination Charge;**
- (9) Turn On Charge; and**
- (10) Unauthorized Investigation Charge After Hours.**

b. If there were occurrences for these nonrecurring charges, provide the number of occurrences and the total revenue collected for each of these nonrecurring charges.

A-7. a. Mountain Water District failed to correctly respond to Question 35 and apologizes for the incorrect and inaccurate response. During the test period, Mountain Water District assessed all the non-recurring charges listed at least once, except for the Service Investigation Charge After Hours.

b. See table on next page.

Charge	Number of Transactions	Amount Collected (\$)
Water Disconnection/Termination Fee	1,802	54,693.00
Water Reconnection Fee	1,835	59,230.00
Tap Fee	117	89,521.96
Water Deposit	1,390	108,480.00
Connection Charge	1,835	55,080.00
Connection Charge (After Hours)	83	4,150.00
Meter Re-read Charge	27	810.00
Meter Test Charge	10	300.00
Returned Check	264	6,600.00
Service Investigation Charge	6	180.00
Service Investigation Charge (After Hours)	0	0.00
Turn On Charge	871	26,130.00
Unauthorized Investigation Charge (After Hours)	87	6,525.00

MOUNTAIN WATER DISTRICT

**Response to Commission Staff's Second Request for Information
Case No. 2022-00366**

Question No. 8

Responding Witness: Kevin Lowe

- Q-8. Refer to Mountain District's Tariff, PSC Ky. No. 3, 2nd Revised Sheet No. 16, Paragraph 12 and Paragraph 14 and Mountain District's response to Staff's First Request, Item 36.**
- a. Explain the omission of the cost of justification [sic] of the Termination Charge and Turn-On Charge to the response.**
 - b. If Mountain District is eliminating these charges from their tariff, confirm this elimination.**
 - c. If there should have been a cost of justification [sic] for these charges, provide these.**
- A-8.
- a. Completed cost justification forms for those charges were included in the response to Question 36, but the charges were labeled as Disconnection Fee for Non-payment and Service Connection Charge. Revised sheets reflecting the correct names of those charges are attached as Attachment 2-8.
 - b. Mountain Water District is not proposing to eliminate these charges from its filed rate schedules.
 - c. See Attachment 2-8.

MOUNTAIN WATER DISTRICT

**Response to Commission Staff's Second Request for Information
Case No. 2022-00366**

Question No. 9

Responding Witness: Kevin Lowe

Q-9. Refer to Mountain District's response to Staff's First Request, Item 36.

- a. Explain the inclusion of the Water Connection Cost Estimate for a 3/4-Inch Meter but was not provided on a cost justification sheet for water meter installations/tap fee.**
- b. Explain the inclusion of the Hydrant Installation Cost Estimate but was not provided on a cost justification sheet for an increase to a nonrecurring charge.**
- c. Explain the inclusion of the Justification for Increase on Reread Meter Fee but was not provided on a cost justification sheet for an increase to a nonrecurring charge.**
- d. Explain the inclusion of the Justification for same day Connection Charge After 3 p.m. but was not provided on a cost justification sheet for an increase to a nonrecurring charge.**

- A-9.
- a. Based upon its previous interactions with the Public Service Commission, Mountain Water District incorrectly assumed that a detailed cost estimation would be responsive to the Question 36 even if not the cost justification form found on the Commission's website was not used. It apologizes for not providing the requested information on such form. The requested information on the Commission's cost justification form is attached as Attachment 2-9. Please note that, as a result of placing the information on the cost justification form, Mountain Water District has revised the total cost to reflect the addition of administrative costs as the form requires.
 - b. See response to Question 9a.
 - c. See response to Question 9a.
 - d. See response to Question 9a.

**AVERAGE METER CONNECTION EXPENSE
COST JUSTIFICATION**

Name of Utility MOUNTAIN WATER DISTRICT

The following is an itemization of expenses for providing a metered service connection.

A. Meter Size

5/8-Inch 3/4-Inch 1-Inch 1 1/2 -Inch 2-Inch

Other (specify) _____

B. Materials Expense

	<u>Unit Quantity</u>	<u>Cost</u>	<u>Total Cost</u>
1. Water Meter	<u>1</u>	<u>\$155.60</u>	<u>\$155.60</u>
2. Meter Yoke	INCLUDED IN PREFAB METER BOX		
3. Corporation Stop	<u>1</u>	<u>\$37.50</u>	<u>\$37.50</u>
4. Meter Box and Top	<u>1</u>	<u>\$402.62</u>	<u>\$402.62</u>
5. Miscellaneous Fittings	<u>2</u>	<u>\$0.93</u>	<u>\$1.86</u>
6. Other (Itemize)			
<u>8 X 3/4" BRASS SADDLE-PVC</u>	<u>1</u>	<u>\$75.58</u>	<u>\$75.58</u>
<u>REGULATOR ADAPTER</u>	<u>2</u>	<u>\$22.38</u>	<u>\$44.76</u>
<u>3/4" REGULATOR</u>	<u>1</u>	<u>\$56.50</u>	<u>\$56.50</u>
 TOTAL MATERIALS EXPENSE (add total cost)			 <u>\$774.42</u>

C. Service Pipe ExpenseType of Service Pipe PE TUBING Size of Service Pipe 3/4"

		<u>Unit Quantity</u>	<u>Cost</u>	<u>Total Cost</u>
1.	Short Side Service	<u>20</u>	<u>\$0.32</u>	<u>\$6.40</u>
2.	Long Side Service	<u>50</u>	<u>\$0.32</u>	<u>\$16.00</u>
AVERAGE SERVICE PIPE EXPENSE (add total cost and divide by 2)				<u>\$11.20</u>

D. Installation Labor Expense

		<u>Total Hours</u>	<u>Hourly Rate</u>	<u>Total Cost</u>
1.	Short Side Service	<u>2</u>	<u>\$73.62</u>	<u>\$147.24</u>
2.	Long Side Service	<u>6</u>	<u>\$73.62</u>	<u>\$441.72</u>
AVERAGE INSTALLATION LABOR EXPENSE (add total cost and divide by 2)				<u>\$294.48</u>

E. Installation Equipment Expense

		<u>Total Hours</u>	<u>Hourly Rate</u>	<u>Total Cost</u>
1.	Short Side Service	<u>2</u>	<u>\$34.05</u>	<u>\$68.10</u>
2.	Long Side Service	<u>6</u>	<u>\$34.05</u>	<u>\$204.30</u>
AVERAGE INSTALLATION EQUIPMENT EXPENSE (add total cost and divide by 2)				<u>\$ 136.20</u>

F. Installation Miscellaneous Expense

	<u>Total Hours</u>	<u>Hourly Rate</u>	<u>Total Cost</u>
1. Inspection	<u>1/2</u>	<u>\$34.05</u>	<u>\$17.03</u>
2. Site Clean-Up	<u>1/2</u>	<u>\$34.05</u>	<u>\$17.03</u>
3. Other			
<u>STRAW & SEED LABOR</u>	<u>1/2</u>	<u>\$34.05</u>	<u>\$17.03</u>
<u>STRAW & SEED</u>			<u>\$15.00</u>
AVERAGE INSTALLATION MISCELLANEOUS EXPENSE (add total cost)			<u>\$ 66.09</u>

G. Overhead Expense

1. Installation expense (<u>\$496.77</u>) times overhead rate (<u>15%</u>)	<u>\$74.52</u>
---	----------------

H. Administrative Expense

1. Office expense for establishing a new account and billing record.	<u>\$ 14.12</u>
---	-----------------

I. Total Expenses

Materials Expense	<u>\$ 774.42</u>
Service Pipe Expense	<u>11.20</u>
Installation Labor Expense	<u>294.48</u>
Installation Equipment Expense	<u>136.20</u>
Installation Miscellaneous Expense	<u>66.09</u>
Overhead Expense	<u>74.52</u>
Administrative Expense	<u>14.12</u>

TOTAL CONNECTION EXPENSE **\$ 1371.03**

NONRECURRING CHARGE COST JUSTIFICATIONType of Charge: HYDRANT INSTALLATION

1. Field Expense:

A. Materials (Itemize)

<u>1- 5 1/4" HYDRANT 3' BURY/6" SHOE</u>	<u>\$ 3740.00</u>
<u>1- 6X6 TAP SLEEVE</u>	<u>435.31</u>
<u>1- 6" TAP VALVE</u>	<u>979.00</u>
<u>1- 6" MJ GATE VALVE</u>	<u>979.00</u>
<u>8- 6" DI PIPE</u>	<u>148.00</u>
<u>5- 6" DI RESTRAINT KIT</u>	<u>219.65</u>

B. Labor (Time and Wage)

<u>6 HOURS AT \$73.62</u>	<u>441.72</u>
---------------------------	---------------

Total Field Expense	<u>\$ 6942.68</u>
----------------------------	--------------------------

2. Clerical and Office Expense

A. Supplies	<u>\$ 0.20</u>
-------------	----------------

B. Labor	<u>7.06</u>
----------	-------------

Total Clerical and Office Expense	<u>\$ 7.26</u>
--	-----------------------

3. Miscellaneous Expense

A. Transportation	<u>\$ 39.30</u>
-------------------	-----------------

B. Other (Itemize)

<u>EQUIPMENT (EXCAVATOR)</u>	<u>\$160.00</u>
<u> </u>	<u> </u>
<u> </u>	<u> </u>

Total Miscellaneous Expense	<u>\$ 199.30</u>
------------------------------------	-------------------------

Total Nonrecurring Charge Expense	<u>\$ 7149.24</u>
--	--------------------------

NONRECURRING CHARGE COST JUSTIFICATION

Type of Charge: REREREAD METER FEE

1. Field Expense:

A. Materials (Itemize)

_____	\$ _____
_____	_____
_____	_____

B. Labor (Time and Wage)

<u>3/4 HOUR AT \$25.73</u>	<u>\$19.30</u>
----------------------------	----------------

Total Field Expense	\$ <u>19.30</u>
----------------------------	------------------------

2. Clerical and Office Expense

A. Supplies

\$ 0.20

B. Labor

7.41

Total Clerical and Office Expense	\$ <u>7.61</u>
--	-----------------------

3. Miscellaneous Expense

A. Transportation

\$ 13.10

B. Other (Itemize)

_____	_____
_____	_____
_____	_____

Total Miscellaneous Expense	\$ <u>13.10</u>
------------------------------------	------------------------

Total Nonrecurring Charge Expense	\$ <u>48.81</u>
--	------------------------

NONRECURRING CHARGE COST JUSTIFICATION

Type of Charge: SAME DAY COMMECTION CHARGE AFTER 3:00 PM

1. Field Expense:

A. Materials (Itemize)

_____	\$ _____
_____	_____
_____	_____

B. Labor (Time and Wage)

<u>1 HOUR AT OT RATE OF \$38.60</u>	<u>\$38.60</u>
-------------------------------------	----------------

Total Field Expense	\$ <u>38.60</u>
----------------------------	------------------------

2. Clerical and Office Expense

A. Supplies	\$ <u>0.20</u>
-------------	----------------

B. Labor	<u>19.48</u>
----------	--------------

Total Clerical and Office Expense	\$ <u>19.68</u>
--	------------------------

3. Miscellaneous Expense

A. Transportation	\$ <u>13.10</u>
-------------------	-----------------

B. Other (Itemize)	_____
_____	_____
_____	_____

Total Miscellaneous Expense	\$ <u>13.10</u>
------------------------------------	------------------------

Total Nonrecurring Charge Expense	\$ <u>71.38</u>
--	------------------------

MOUNTAIN WATER DISTRICT

**Response to Commission Staff's Second Request for Information
Case No. 2022-00366**

Question No. 10

Responding Witness: Kevin Lowe

Q-10. Refer to Mountain District's response to Staff's First Request, Item 36, Nonrecurring Charge Cost Justification, Clerical and Office Expense, Supplies.

- a. Provide an explanation and itemization of the \$1.40 for the supplies included in all charges responded to in this request.**
- b. Explain why this charge was not included in the justification of the Reread Meter Fee and the same day Connection Charge after 3 p.m.**

A-10. a. The cost of supplies comprised of the following:

Postage (As of July 9, 2023)	\$0.66
Envelope Cost	\$0.085
Letterhead Cost	\$0.257
Copy Paper and Ink for Customer and File Cost	<u>\$0.40</u>
Total	\$1.40 (Rounded)

- b. There is no mailing involved with those non-recurring charges. The response to Question 36 failed to consider the copy cost. This cost has been included in the completed cost justification forms for the Reread Meter Fee and Connection Charge After 3:00 p.m., which are found at Attachment 2-9 of this Response.

MOUNTAIN WATER DISTRICT

**Response to Commission Staff’s Second Request for Information
Case No. 2022-00366**

Question No. 11

Responding Witness: Kevin Lowe

Q-11. Refer to the Application, Exhibit 6, Schedule of Adjusted Operations (SAO), Reference A and Exhibit 9, Statement of Usage and Revenues at Present and Proposed Rates.

- a. Reconcile the adjustment to water sales of \$100,902 for a total of \$8,274,887 in the SAO, Reference A with the total revenue stated in Exhibit 9 of \$8,511,273.**
- b. Provide an itemization of all revenues included in the Miscellaneous Service Revenues of \$175,147 and Other Water Revenues of \$26,760.**
- c. If there are miscellaneous revenues included in the two categories, explain what may be included in these amounts.**

A-11. a. The adjustment to water sales shown in Exhibit 6 intended only to reflect the increase revenue due to the rate increase that occurred in December 2022 to passthrough the increase in the City of Pikeville’ wholesale rate. The amount of this adjustment was incorrectly calculated. The erroneous adjustment was not discovered and communicated to Ms. Allen before completion of her cost-of-service study. The rate adjustment that occurred in December 2022 is expected to produce additional annual revenues of \$70,537 (\$8,581,810 - \$8,511,273). The adjustment shown on Exhibit 6 should be \$70,537, not \$100,902.

Based upon the amounts reported in the general ledger, total test period revenues from water sales are \$8,537,150.45. As reported in the general ledger, the sources of this revenue are:

Metered Sales – Residential	\$7,120,243.53
Metered Sales – Commercial	\$ 645,163.63
Metered Sales – Industrial	\$ 63,568.62
Metered Sales – Public Authority	\$ 407,722.39
Metered Sales – Multi-Family	\$ 300,452.28
Total	\$8,537,150.45

Because the test period records are not audited, test period billing as recorded in the general ledger was also reviewed. The general ledger shows that Mountain Water District billed its customers \$8,308,005.42 The table on the next page provides a breakdown of this billing. The general ledger further shows that billing

adjustments of \$129,984.32 for the test period. After these adjustments, the total amount billed would be \$8,178,021.11.

Sales	Reported Billed	Bill Adjustments	Final
Metered Sales – Residential	\$6,885,183.80	\$107,476.75	\$6,777,707.05
Metered Sales – Commercial	\$ 650,013.55	\$ 21,442.78	\$ 628,570.77
Metered Sales – Industrial	\$ 63,568.62	\$ 0.00	\$ 63,568.62
Metered Sales – Public Authority	\$ 408,787.17	\$ 1,064.78	\$ 407,722.39
Metered Sales – Multi-Family	\$ 300,452.28	\$ 0.00	\$ 300,452.28
Total	\$8,308,005.42	\$129,984.31	\$8,178,021.11

As the difference between the general ledger billed amount and projected revenue using test period rates shown in Exhibit 9 is less than 2.4 percent. Mountain Water District believes that reported test period revenue is within an acceptable range and no adjustment, other than for the December 2022 rate adjustment, is necessary.

- b. Other Water Revenues represents the assessment of fees assessed to recover the cost to repair or replace customer damaged equipment. The charges included in Miscellaneous Service Revenues are listed below.

Charge	Amount Collected (\$)
Water Disconnection Fee	54,693.00
Water Reconnection Fee	59,230.00
Connection Charge	55,080.00
Connection Charge (After Hours)	4,150.00
Meter Re-read Charge	810.00
Meter Test Charge	300.00
Returned Check	6,600.00
Service Investigation Charge	180.00
Turn On Charge	26,130.00
Unauthorized Investigation Charge (After Hours)	6,525.00
Total	213,698.00

- c. All miscellaneous service revenues are listed in the response to Question 11b.

MOUNTAIN WATER DISTRICT

Response to Commission Staff's Second Request for Information Case No. 2022-00366

Question No. 12

Responding Witness: Connie Allen

Q-12. Refer to the Application Exhibit 8, Direct Testimony of Connie L. Allen, P.E., page 2-3, beginning at line 21 (Allen Testimony):

- a. Explain the assertion that allocating the cost of service by rate classification instead of by meter size, more accurately allocates the cost of service among its customers.**
- b. Explain the assertion that, if allocating by meter sizes, the cost of service to supply water to customers using the larger sized meters would be as equitable as your customer classification method.**
- c. Explain the decision to change the manner in which the allocation of cost of service has been revised to allocate costs on customer classification instead of allocating the cost of service based on meter.**
- d. Explain why the customer classifications' proposed rate schedules vary so greatly in the minimum bill and volumetric charges as shown in the proposed rate schedule in the application and proposed tariff.**

A-12. Currently, MWD charges one customer charge (\$24.09, which includes 2,000 gallons) and one, 2-step rate (\$8.55 for next 8,000 and \$7.62 for all over 10,000) to every direct customer, regardless of meter size, (or any other characteristic, for that matter). Only the amount of the minimum bill varies, and it varies mathematically, according to the meter size. Ms. Allen acknowledges that her testimony included three statements that were worded lazily, likely creating confusion.

She amends the sentence beginning at page 2, line 21 of her testimony as follows: "To more fairly and accurately allocate the cost of service among its customers, the District proposes to revise its rate classifications to assess rates on customer type and continue to calculate the minimum bills based on meter size."

She amends the sentence beginning at page 3, line 1 of her testimony as follows: "Currently, direct customer rates and charges are the same for all customers."

She amends the sentence beginning at page 3, line 9 of her testimony as follows: "To calculate water bills (and therefore generate revenue) differentiated solely on meter size lacks defendability, as potential to cause costs governs rather than actual cost causation."

- a. Mountain Water District currently does not vary customer charges and volumetric rates among its direct customers. Performing a cost-of-service study to determine cost causation and revenue requirements by customer classes will more accurately allocate the cost of service among its customers. Mountain Water District has chosen to continue to calculate and charge a minimum bill based on the customer's meter size, regardless of the functional customer class in which that customer is assigned.
- b. Customers with larger meters will continue to pay a larger minimum bill. That characteristic of Mountain Water District's tariff will not change.
- c. As the current tariff uses the same charges and rates for every customer, Ms. Allen sees no evidence of an allocation of cost of service in the past. She recommends that going forward functional classes be used to allocate costs and generate revenue for two main reasons.

First, all customers do not use Mountain Water District's distribution system in the same way. They do not all place the same burden on existing infrastructure, nor do they all pose the same design considerations for future assets. Rate making is a process of refinement. For instance, we know that different customer classes have different demand patterns. The peaks of the various demand curves have a tremendous effect on rural utility line sizing. While we may not yet be able to precisely quantify those peaks, we can use industry standards and our operational experience and professional judgment to recognize the demand differences among the classes and attempt to allocate costs accordingly. With the capabilities of the new metering system, we can refine our assumptions in future cost-of-service studies and more accurately allocate costs. Establishing customer classes based on the nature of demands upon the system is a critical first step toward true cost-based rates.

Second, using different customer classes better facilitates equitable cost recovery. Pike County has been the beneficiary of many grants and low interest loans, especially with respect to infrastructure supporting economic development for the city and county. The projects are needed, and grant money is incredibly scarce; the County is fortunate to be on the receiving end of federally-funded economic development projects. Whereas the construction of infrastructure may come without the costs associated with debt service, the utility incurs a significant amount of costs with such projects. The most recent example is the various components associated with the Wolfpit Industrial Park. The Kentucky Water Resource Information System project profile for the Wolfpit project is attached as Attachment 2-12c. Ms. Allen's calculations are shown on the attachment, but, bottom line, the annual depreciation from the project infrastructure is approximately \$21,450. The contractor's warranty period starts upon substantial completion and the depreciation starts the day the assets are accepted. Only one small, dry industry has manifested its intent to locate in the park. The construction estimate indicates approximately \$63 and \$125 per linear foot for installed 4- and 8-inch ductile iron

pipe, respectively. Given those unit prices, it is doubtful wrapping of the pipe is included. The ductile iron pipe will be installed along KY 3174 and US 460 and along the existing Wolfpit Industrial Site Access Road.¹ Whereas, it is not necessarily fair for current industrial customers to pay the costs associated with Wolfpit, it certainly is not equitable for residential customers to subsidize an industrial park that does not cash flow or to replace a water line that likely will be replaced decades before its assigned service life. At least with an established industrial customer class, costs can be allocated, and the utility can make rate structure decisions based on clearly identified cost causation.

- d. The various allocation factors place costs (expenses) in the “accounts” associated with the various customer classes. Some of the costs are direct expenses in that they are not dependent or influenced by the volume of water used. In other words, the need to generate revenue to pay those expenses exists no matter the volume of water the customer uses. Other expenses that vary with the amount of water produced exist in the numerator of the volumetric rate. The customer costs are divided by the number of customers in that customer class; the denominator for the variable costs is the volumetric units sold. A customer’s bill consists of a customer charge and a volumetric rate. Ideally, all direct expenses would exist in the numerator of the customer charge. However, to put all those expenses (debt service, depreciation, administrative costs, employee benefits, etc.) in the customer charge would result in a minimum bill not affordable for most customers on fixed incomes. Even so, if a particular class does not have many customers, their customer charge will be quite high since the denominator is small. Likewise, if a class has many customers, such as the residential class, the customer charge will be lower. In any case, the customer charge is simply customer costs divided by number of customers; the volumetric rate is all other costs, divided by units sold. Since we endeavor to equitably assign costs to those who cause them, the numerators are unique to each class, as are the number of customers and units. Therefore, charges and rates for the various classes will be different.

¹ See Exhibit CLA-15 to Ms. Allen’s Testimony, SRE Technical Memorandum, “Pipe Service Life for Rate Case” (discussing the corrosive nature of soils along the shoulders of roads in coal counties).



Drinking Water Project Profile

Legal Applicant: Pike County Fiscal Court		
Project Title: Wolfpit Industrial Park Water Infrastructure		
Project Number: WX21195042	View Map	Submitted By: BSADD
Funding Status: Fully Funded		Primary County: Pike
Project Status: Approved		Planning Unit: Pike
Project Schedule: 0-2 Years		Multi-County: No
E-Clearinghouse SAI: KY202003110244		ECH Status: Approved
Applicant Entity Type: County Fiscal Court		ADD WMC Contact: Matt Scofield
Date Approved (AWMPC): 12-17-2019		

Project Description:

Install water service and storage at the Wolfpit Industrial site in Pike County. Approximately 3,300 feet to the north of the Wolfpit Industrial Site, there is a graded connection drive between the KY 3174 (new -US 460) and Wolfpit Branch Road. The connection to the existing 4 inch ductile iron water line will be made at this location with a proposed 4 inch ductile iron water line. If Mountain Water District would accept the proposed 4 inch water line on the 2:1 fill slope of the KY 3174 (new -US 460), then approximately 2,500 linear feet of 4 inch pipe could be eliminated.

A 160 linear feet jack and bore (8 inch steel casing with 4 inch carrier pipe) will be required to cross KY 3174 (new -US 460). Approximately 3,600 linear feet of proposed 4 inch ductile iron water line will be placed in the US 460 right of way. Approximately 3,200 linear feet of this water line will be placed in the ditch line of KY 3174 (new -US 460) adjacent to the rock cut.

Approximately 3,000 linear feet of 4 inch water line will be placed along the existing Wolfpit Industrial Site Access Road and "T" into the proposed 8 inch water line connecting to the proposed water tank and industrial park tenants. This 8 inch water line is necessary for fire protection purposes.

The existing Wolfpit Branch Road 10,000 gallon water storage tank will be removed from the system and a new 200,000 gallon storage tank will be installed at the site. The on-site water main connecting the proposed water storage tank to the industries will need to be an 8 inch water line to meet the fire flow demand and pressure requirements. A proposed 8 inch site water distribution line will allow for firm fire flow of over 1800 gpm at near empty tank water elevation. An additional storage tank would need to be added to meet the 2 hour time requirement.

The existing 2 inch water line interconnect between the existing 8 inch water line in Wolfpit and the existing 4 inch water line at Wolfpit Branch Road is recommended to be replaced with a 6 inch water line to improve flow and pressure conditions within the water system. Booster pump flow improvements with the existing 2 inch water line interconnect would be limited to approximately 35 gpm (with booster pump improvements) due to desired minimum suction line pressures.

Need for Project:

Briefly describe how this project promotes public health or achieves and/or maintains compliance with the Clean Water Act or Safe Drinking Water Act:

The site is being developed by the Pike County IDEA in order to attract businesses to the area. Without proper infrastructure development the property has no way of attracting businesses to the site.

Project Alternatives:

Alternate A:

Do nothing.

Alternate B:



Drinking Water Project Profile

WX21195042 - Pike County Fiscal Court
Wolfpit Industrial Park Water Infrastructure

Legal Applicant:

Entity Type: **County Fiscal Court** PSC Group ID:
Entity Name: **Pike County Fiscal Court**
Web URL: **www.pikecountychamber.org**
Office EMail: **ray.jones@ky.gov**
Office Phone: **606-432-6247** Toll Free: Fax: **606-432-6242**

Mail Address Line 1: **146 Main St** Phys Address Line 1:
Mail Address Line 2: Phys Address Line 2:
Mail City, State Zip: **Pikeville, KY 41501** Phys City, State Zip:

Contact: **Ray Jones II** Financial Contact: Auth Official: **Ray Jones II**
Contact Title: **County Judge Executive** Financial Contact Title: Auth Official Title: **County Judge Executive**
Contact EMail: **ray.jones@ky.gov** Financial Contact EMail: Auth Official EMail: **ray.jones@ky.gov**
Contact Phone: **606-432-6247** Financial Contact Phone: Auth Official Phone: **606-432-6247**

Data Source: **Kentucky Department for Local Government** Date Last Modified: **05.27.2023**

Project Administrator (PA) Information

Name: **Sharon Hall**
Title: **Grants Administrator**
Organization: **Pike County Fiscal Court**
Address Line 1: **146 Main St**
Address Line 2:
City: **Pikeville** State: **KY** Zip: **41501**
Phone: **606-432-6369** Fax:

Applicant Contact (AC) Information

Name: **Sharon Hall**
Title: **Grants Administrator**
Organization: **Pike County Fiscal Court**
Address Line 1: **146 Main St**
Address Line 2:
City: **Pikeville** State: **KY** Zip: **41501**
Phone: **606-432-6369** Fax:

Project Engineer (PE) Information:

- ✓ This project requires a licensed Professional Engineer.
- ✓ A Professional Engineer has been procured for this project.

Project Engineer Information:

License No: **PE 16975**
PE Name: **Kevin Fred Damron**
Phone: **859-744-1218** Fax:
E-Mail: **dlindeman@palmernet.com**
Firm Name: **Palmer Engineering Co., Inc.**
Addr Line 1: **Ky. Dept. of Transportation**
Addr Line 2: **P. O. Box 2468**
Addr Line 3:
City: **Pikeville** State: **KY** Zip: **41502**
Status: **Current** Disciplinary Actions: **NO**
Issued: **07-18-1991** Expires: **06-30-2025**

Engineering Firm Information:

Permit No: **6**
Firm Name: **Palmer Engineering Co., Inc.**
Phone: **859-744-1218** Fax: **859-744-1218**
Web URL: **http://www.palmernet.com/**
E-Mail: **dlindeman@palmernet.com**
Addr Line 1: **P.O. Box 747**
Addr Line 2:
City: **Winchester** State: **KY** Zip: **40392**
Status: **Current** Disciplinary Actions: **NO**
Issued: **03-02-1993** Expires: **12-31-2023**



Drinking Water Project Profile

WX21195042 - Pike County Fiscal Court
Wolfpit Industrial Park Water Infrastructure

Estimated Budget

Project Cost Categories:	
Cost Category	Cost
Administrative Expenses:	\$ 26,633
Legal Expenses:	
Land, Appraisals, Easements:	
Relocation Expenses & Repayments:	
Planning:	
Engineering Fees - Design:	\$ 95,879
Engineering Fees - Construction:	
Engineering Fees - Inspection:	
Engineering Fees - Other:	\$ 79,899
Construction:	* \$ 1,065,320
Equipment:	
Miscellaneous:	
Contingencies:	+ \$ 106,532
Total Project Cost:	\$ 1,374,263

Construction Cost Categories:	
Cost Category	Cost
Treatment:	SL 62.5
Transmission & Distribution:	\$ 737,820
Lead Remediation:	
Source:	SL 45
Storage:	\$ 327,500
Purchase of Systems:	
Restructuring:	
Land Acquisition:	
Non-Categorized:	
Total Construction Cost:	\$ 1,065,320
Total Sustainable Infrastructure Costs:	

Note: Total Sustainability Infrastructure Costs are included within construction and other costs reported in this section. This breakout is provided for SRF review purposes.

63/LF for 4-in
→ # 125/LF for 8-in
\$ 1.64 per gallon

annual depreciation
737820 ÷ 62.5
327500 ÷ 45
106532 ÷ 45
21,450 annual depreciation

Project Funding Sources:

Total Project Cost:	\$ 1,374,263	1,065,320
Total Committed Funding:	\$ 1,374,263	106,532
Funding Gap:	\$ 0	+ 1,171,852

This project will be requesting SRF funding for fiscal year 2024.

Estimated Project Schedule:

Est. Environmental Review Submittal Date:	conting
Estimated Bid Date:	09-15-2020
Estimated Construction Start Date:	11-01-2020
Estimated Construction Completion Date:	08-01-2021

Funding Source	Loan or Grant ID	Fiscal Year	Amount	Status	Applicable Date
Local		2020	\$ 274,853	Committed	05-27-2021
EDA		2020	\$ 1,099,410	Committed	05-27-2021
Total Committed Funding:			\$ 1,374,263		

w/ no net asset revenue

Funding Source Notes:

The following systems are beneficiaries of this project:

KY0980575 Mountain Water District

Note: Check mark indicates primary system for this project.

Project Ranking by AWMPC:

Regional Ranking(s):	<input type="radio"/> Plans and specs have been sent to DOW.
Planning Unit Ranking:	<input type="radio"/> Plans and specs have been reviewed by DOW.
Total Points:	<input type="radio"/> Plans and specs have been sent to PSC.
	<input type="radio"/> Plans and specs have been reviewed by PSC.

Economic, Demographic and Geographic Impacts

Economic Impacts	
Jobs Created:	
Jobs Retained:	



Drinking Water Project Profile

WX21195042 - Pike County Fiscal Court
Wolfport Industrial Park Water Infrastructure

*Demographic Impacts (GIS Census Overlay)			
Serviceable Demographic	Project Area	Included Systems	Included Utilities
Population:	13	35,094	35,092
Households:	3	17,453	17,453
MHI:	\$30,174	\$37,514	*\$37,514
MHI MOE	\$10,991	\$10,917	*\$10,917
MOE as Pct:	36%	29.0%	29.0%
**NSRL:		2	2

Population and household counts are based on 2010 census block values from the SF1 (100%) dataset.

MHI Source is from the American Community Survey 2017-2021 5 Yr Estimates (Table B19013 *(for the primary system operated by the above listed beneficiary utilities).

MHI MOE = Med HH Income Margin of Error.

** NSRL (Non-Standard Rate Levels):

- 0 = Income above Kentucky MHI (KMHI).
- 1 = Income between 80% KMHI and KMHI.
- 2 = Income less than or equal to 80% KMHI.
- KMHI = \$55,454
- 80% KHMI = \$44,363

New Customers	
New Residential Customers:	
New Commercial Customers:	
New Institutional Customers:	
New Industrial Customers:	

New or Improved Service		
Service Demographic	Survey Based	Census Overlay*
To Unserved Households:		3
To Underserved Households:		
To Total Households:		3
** Cost Per Household:		

* GIS Census block overlay figures are estimates of population and households potentially served by systems and projects based on a proximity analysis of relevant service lines to census block boundaries.

** Cost per household is based on surveyed household counts, not GIS overlay values.

Geographic Impacts For Project Area	
Counties	
Pike	
Legislative Districts	
District Name	Legislator
House 092	John Blanton
Senate 31	Phillip Wheeler
Congressional 5	Hal Rogers
Groundwater Sensitivity Zones	
HUC 10 Watersheds	
HUC Code	Watershed Name
0507020207	Russell Fork-Levisa Fork

Geographic Impacts For Included System(s)	
Counties	
Letcher	
Pike	
Legislative Districts	
District Name	Legislator
House 092	John Blanton
House 094	Jacob Justice
House 095	Ashley Tackett Laferty
House 097	Bobby McCool
Senate 29	Johnnie Turner
Senate 31	Phillip Wheeler
Congressional 5	Hal Rogers



Drinking Water Project Profile

WX21195042 - Pike County Fiscal Court
Wolfpit Industrial Park Water Infrastructure

DW Specific Impacts

- This project relates to a public health emergency.
- This project will assist a non-compliant system to achieve compliance.
- This project will assist a compliant system to meet future requirements.
- This project will provide assistance not compliance related.
- This project is necessary to achieve full or partial compliance with a court order, agreed order, or a judicial or administrative consent decree.
- Primary system has not received any SDWA Notices of Violation within the previous state fiscal year-July through June, i.e. July 2014 – June 2015).
- Primary system has had an action level exceedance (lead concentrations exceed an action level of 15 ppb in more than 10% of customer taps sampled) within the last compliance period.
- Primary system has received a lead trigger level exceedance (lead concentrations exceed a trigger level of 10 ppb in more than 10% of customer taps sampled) within the last compliance period.

Project Readiness - Lead Inventory and Lead Service Line Replacement:

Lead Service Line Inventory:

- A description of goals to be achieved and products to be created (e.g., electronic or GIS database; customer communication tools) when creating a lead service line inventory procedure, including a proposed timeline for achieving each goal.

Lead Service Line Replacement:

- A strategy for informing customers before a LSLR and a template for an agreement with the private property owner to replace the LSL.
- A process for documenting all property owners declining replacement of privately owned portion of LSL.
- A procedure for customers to flush service lines and premise plumbing of particulate lead.
- A proposed plan for conducting LSL replacement utilizing all requested funding.
- A funding strategy for conducting LSLRs utilizing all requested funding.

Project Components - Mapped Point Features							
DOW Permit ID	Count	FeatureType	Purpose	Status	Existing Capacity	Proposed Capacity	Units
KY0980575	1	HYDRANT	FIRE PROTECTION.				EA
KY0980575	1	PUMP STATION	PUMP - FILL TANK	REHAB	35.00	50.00	GPM
KY0980575	1	WATER TANK	TANK - INCREASE STORAGE	NEW		200,000.00	GALLONS
KY0980575	1	WATER TANK	TANK - INCREASE STORAGE	REPLACE - DECOMMISSION	10,000.00		GALLONS

Project Components - Mapped Line Features							
DOW Permit ID	Line Type	Purpose	Activity	Size (in.)	Material	Length (LF)	
KY0980575	WATER LINE: FINISHED	DISTRIBUTION	EXTENSION	4.00	DUCTILE IRON	6,475	55%
KY0980575	WATER LINE: FINISHED	DISTRIBUTION	EXTENSION	8.00	DUCTILE IRON	2,652	45%
					Total Length	9,127	

Administrative Components:

- Planning
 Design
 Construction
 Management

Regionalization Components and Eliminated Systems/Plants:

Public Water Systems Eliminated:

- This project includes the elimination of public water system(s) through merger or acquisition.

Water Treatment Plants Eliminated:

- This project includes the elimination of water treatment plant(s).

25,900
 21,216

 47,116

55%
 45%

lines
 737,820

405,585
 is 4" line #63
 332,235
 is 8" line #125



Drinking Water Project Profile
WX21195042 - Pike County Fiscal Court
Wolfpit Industrial Park Water Infrastructure

Supplementation of Raw Water Supply:

This project includes supplementing the existing raw water supply.

Supplementation of Potable Water Supply:

This project includes supplementing the existing potable water supply.

Supplementation of Emergency Water Supply:

This project includes supplementing the existing emergency water supply.

Water Source Protection

- This project will preventatively address PFAS or other emerging contaminants of the source water.
 - This project will address current PFAS or other emerging contaminants of the source water.
 - This project rehabilitates a water source dam or reservoir.
 - This project includes land acquisition for water source protection.
-

Water Treatment Components

This project includes water treatment components.

Water Distribution and Storage Components:

This project includes water distribution and/or storage components.



Drinking Water Project Profile

WX21195042 - Pike County Fiscal Court
Wolfpit Industrial Park Water Infrastructure

Water Line Extensions:

- This project includes water line extension(s).
 - Length of extensions (LF): **9,127**
 - Number of new connections: **-**
- This projects extends service to unserved rural areas.

Redundancy Components:

- This project includes emergency power generators for distribution and/or storage activities.
- This project includes redundant distribution and/or storage processes.

Finished Water Quality:

- This project includes infrastructure to address inadequate water turnover and disinfection byproducts (DBPs).

Service Line Inventory:

- This project includes implementation of a service line inventory.

Water Line Replacement:

- This project replaces problem water lines (breaks, leaks, or restrictive flows due to age), water lines consisting of lead and/or asbestos-cement (AC), and/or inadequately sized water lines.
- In-line or in-situ repair methods will be used in lieu of water line replacement.
 - Total length of in-place or in-line repair (LF): **-**
- This project replaces lead service lines.

Water Loss in the past 12 Months:

The system has experienced the following water loss over the past 12 months:

Water Loss Volume (MG): **132.712**
 Water Loss Percent (%): **12.000**

Water Storage and Pressure Components:

- This project includes the construction of new water tank(s).
 - Number of new tank(s): **1**
 - Proposed storage capacity of new tank(s): **200,000**

Reason for increased storage:

- This project includes the replacement of existing water tank(s).
- This project includes the rehabilitation of existing water tank(s).
- This project includes the construction of new pump station(s).
- This project includes the rehabilitation of existing pump station(s).
 - Number of rehabilitated pump stations: **1**

Security:

- This project includes security components for water distribution infrastructure.

MOUNTAIN WATER DISTRICT

**Response to Commission Staff's Second Request for Information
Case No. 2022-00366**

Question No. 13

Responding Witness: Connie Allen

Q-13. Refer to Allen Testimony, page 3, line 7:

- a. Explain the statement, "The District desires to employ cost-based rates."**
- b. Explain if your statement is that rates based on meter sizes are not cost based.**
- c. Explain why the meter sized based rates are not defensible.**

A-13. See Introduction to Response to Question 12.

- a. The members of Mountain Water District's Board of Commissioners and its staff want to determine the costs necessary to serve each customer class and to create a rate structure that collects the appropriate level of revenue from each customer class to ensure that each customer class pays its fair share.
- b. Mountain Water District does not base its rates on meter size. The potential to cause costs is not the same as cost causation. The fact that the demand expected from an operational facility with a 6-inch meter has the potential to cause significant costs to the system does not mean it actually causes those costs. Further, for Mountain Water District, cost causation is more clearly visible in grouping customers by their use of its system, not by the size of the meter their meter box.
- c. There may be situations where meter size-based rates would be defensible. In Ms. Allen's opinion, Mountain Water District does not present one of those situations.

MOUNTAIN WATER DISTRICT

**Response to Commission Staff's Second Request for Information
Case No. 2022-00366**

Question No. 14

Responding Witness: Connie Allen

Q-14. Refer to Allen Testimony, page 3, line 12:

- a. Explain if rates based on meter sizes are not within the generally accepted ratemaking principle.**
- b. Provide any material that discusses the generally accepted ratemaking principles of cost-based rates determined by customer classification and by meter sizes.**

A-14. See Introduction to Response to Question 12.

- a. Ms. Allen does not believe that, as a single rate analyst, she is qualified to address the question presented. Please note, however, that AWWA Manual M-1, "Principles of Water Rates, Fees, and Charges states that "the cost of providing service can reasonably be determined for groups or classes of customers that have similar water-use characteristics and for special customers having unusual or unique water-use or service requirements." American Water Works Association, *Principles of Water Rates, Fees and Charges* (7th ed. 2017) at 73. It further provides: "In establishing customer classes, water utilities consider service characteristics, demand patterns, and whether service is provided to customers both inside and outside the owning city's jurisdictional limits." *Id.* Finally, it provides that "general service characteristics, facility requirements, demand patterns, and location with regard to city limits are generally the principal considerations in customer classification." *Id.* at 74.

While rates based on meter sizes are not expressly excluded in the text, AWWA does not discuss relying on meter size to signal service characteristics, facility requirements, demand patterns or location. The proposed rates do not eliminate the use of meter size in the rate schedule. Meter sizes still correlate to unique minimum bills, though the minimum amounts are simply mathematical calculations using the respective class customer charge, volumetric rate and AWWA meter equivalent.

- b. Ms. Allen is not aware of any material that discusses the generally accepted ratemaking principles of cost-based rates determined by meter sizes.

MOUNTAIN WATER DISTRICT

**Response to Commission Staff's Second Request for Information
Case No. 2022-00366**

Question No. 15

Responding Witness: Connie Allen

Q-15. Refer to Allen Testimony, page 4, line 5:

- a. Explain the selection for the test period of July 1, 2021, through June 30, 2022.**
- b. Explain the decision to not choose the test period of January 1, 2021, through December 31, 2021, the same time frame as the PSC Annual Report filed by Mountain District.**

A-15. a. Expenses drive the cost-of-service study—not revenue. Mountain Water District staff believed that the period 1 January 2021 to 31 December 2021 reflected lower expenses (mostly maintenance and replacements) due to COVID-related staff shortages. Lower expenses would result in lower numerators in the rate calculation. With so much of the water demand coming from residential-type customers (approximately 88 percent), the denominator was unlikely to vary much from pre-COVID years. With a lower resultant unit cost and, therefore, volumetric rate, revenue generated from years with more “normal” expenses would not be adequate to cover the operation and maintenance costs.

- b. See response to Question 15a.