

COMMONWEALTH OF KENTUCKY
BEFORE THE PUBLIC SERVICE COMMISSION

In the Matter of:

THE APPLICATION OF DUKE ENERGY)
KENTUCKY, INC. TO AMEND ITS) Case No. 2022-00251
DEMAND SIDE MANAGEMENT)
PROGRAMS)

**PETITION OF DUKE ENERGY KENTUCKY, INC. FOR
CONFIDENTIAL TREATMENT OF INFORMATION CONTAINED IN ITS
RESPONSES TO THE ATTORNEY GENERAL’S SECOND SET OF
INFORMATION REQUESTS**

Duke Energy Kentucky, Inc. (Duke Energy Kentucky or Company), pursuant to 807 KAR 5:001, Section 13, respectfully requests the Commission to classify and protect certain information provided by Duke Energy Kentucky in its responses to the Kentucky Attorney General’s Office (AG) Second Request for Information, Items 4 and 9, issued on October 7, 2022. The information the AG seeks through discovery and for which Duke Energy Kentucky now seeks confidential treatment (Confidential Information), generally includes third-party modeling tools, third-party proprietary information, and competitive vendor pricing.

In support of this Petition, Duke Energy Kentucky states:

1. The Kentucky Open Records Act exempts from disclosure certain critical infrastructure information per KRS 61.878(1)(m). To qualify for this exemption and, therefore, maintain the confidentiality of the information, a party must establish that disclosure of the record would expose a vulnerability in providing the location of public utility critical systems.

2. The Confidential Information for which the Company is seeking confidential protection includes, alludes to, or incorporates third-party modeling tools and competitive vendor pricing, the disclosure of which would injure Duke Energy Kentucky and its competitive position and business interests. Releasing this information would give other vendors access to these models and costs, which would act to the detriment of Duke Energy Kentucky and its customers in the future, as existing and potential vendors would know how competing suppliers price their commodities and services.

3. Furthermore, the information for which Duke Energy Kentucky is seeking confidential treatment was either developed internally, or acquired on a proprietary basis, by Duke Energy Corporation and Duke Energy Kentucky personnel, is not on file publicly with any public agency, and is not publicly available from any commercial or other source. The aforementioned information is distributed within Duke Energy Kentucky only to those employees who must have access for business reasons and is generally recognized as confidential and proprietary in the utility industry.

4. Duke Energy Kentucky does not object to limited disclosure of the Confidential Information described herein, pursuant to an acceptable protective agreement, with the Attorney General or other intervenors with a legitimate interest in reviewing the same for the purpose of participating in this case.

5. This information was, and remains, integral to Duke Energy Kentucky's effective execution of business decisions. And such information is generally regarded as confidential or proprietary. Indeed, as the Kentucky Supreme Court has found, "information concerning the inner workings of a corporation is 'generally accepted as

confidential or proprietary.’” *Hoy v. Kentucky Industrial Revitalization Authority*, 904 S.W.2d 766, 768 (Ky. 1995).

6. In accordance with the provisions of 807 KAR 5:001, Section 13(3), the Company is filing one copy of the Confidential Information separately under seal, and one copy without the confidential information included.

7. Duke Energy Kentucky respectfully requests that the Confidential Information be withheld from public disclosure for a period of ten years. This will assure that the Confidential Information – if disclosed after that time – will no longer be commercially sensitive so as to likely impair the interests of the Company or its customers if publicly disclosed.

8. To the extent the Confidential information becomes generally available to the public, whether through filings required by other agencies or otherwise, Duke Energy Kentucky will notify the Commission and have its confidential status removed, pursuant to 807 KAR 5:001 Section 13(10)(a).

WHEREFORE, Duke Energy Kentucky, Inc., respectfully requests that the Commission classify and protect as confidential the specific information described herein.

Respectfully submitted,

/s/ Larisa M. Vaysman

Larisa M. Vaysman (98944)

Senior Counsel

Duke Energy Business Services LLC

139 East Fourth Street, 1303-Main

Cincinnati, Ohio 45202

Phone: (513) 287-4010

Fax: (513) 370-5720

E-mail: larisa.vaysman@duke-energy.com

Counsel for Duke Energy Kentucky, Inc.

CERTIFICATE OF SERVICE

This is to certify that the foregoing electronic filing is a true and accurate copy of the document in paper medium; that the electronic filing was transmitted to the Commission on October 21, 2022; that there are currently no parties that the Commission has excused from participation by electronic means in this proceeding; and that submitting the original filing to the Commission in paper medium is no longer required as it has been granted a permanent deviation.¹

John G. Horne, II
The Office of the Attorney General
Utility Intervention and Rate Division
700 Capital Avenue, Ste 118
Frankfort, Kentucky 40601
John.Horne@ky.gov

Catrena Bowman-Thomas
Northern Kentucky Community Action Commission
P.O. Box 193
Covington, Kentucky 41012
cbowman-thomas@nkcac.org

Peter Nienaber
Northern Kentucky Legal Aid, Inc.
302 Greenup
Covington, Kentucky 41011
pnienaber@lablaw.org

/s/ Larisa M. Vaysman


Larisa M. Vaysman

¹*In the Matter of Electronic Emergency Docket Related to the Novel Coronavirus COVID-19*, Order, Case No. 2020-00085 (Ky. P.S.C. July 22, 2021).

VERIFICATION

STATE OF OHIO)
)
COUNTY OF HAMILTON) SS:

The undersigned, Bruce L. Sailers, Director Jurisdictional Rate Administration, being duly sworn, deposes and says that he has personal knowledge of the matters set forth in the foregoing data requests and that the answers contained therein are true and correct to the best of his knowledge, information and belief.



Bruce L. Sailers, Affiant

Subscribed and sworn to before me by Bruce L. Sailers, on this 12th day of October, 2022.



NOTARY PUBLIC

My Commission Expires: July 8, 2027



EMILIE SUNDERMAN
Notary Public
State of Ohio
My Comm. Expires
July 8, 2027

VERIFICATION


STATE OF NORTH CAROLINA)
) SS:
COUNTY OF WAKE)

The undersigned, Melissa Adams, Director Analytics, being duly sworn, deposes and says that she has personal knowledge of the matters set forth in the foregoing data requests, and that the answers contained therein are true and correct to the best of her knowledge, information and belief.

Melissa Adams
Melissa Adams, Affiant

Subscribed and sworn to before me by Melissa Adams on this 14 day of October, 2022.

Peggy Holton
NOTARY PUBLIC



My Commission Expires: 12/22/2026

KyPSC Case No. 2022-00251

TABLE OF CONTENTS

<u>DATA REQUEST</u>	<u>WITNESS</u>	<u>TAB NO.</u>
AG-DR-02-001	Bruce Sailers	1
AG-DR-02-002	Bruce Sailers	2
AG-DR-02-003	Bruce Sailers	3
AG-DR-02-004	Bruce Sailers	4
AG-DR-02-005	Bruce Sailers	5
AG-DR-02-006	Bruce Sailers John Swez	6
AG-DR-02-007	Bruce Sailers	7
AG-DR-02-008	Bruce Sailers	8
AG-DR-02-009	Melissa Adams	9
AG-DR-02-010	Bruce Sailers	10
AG-DR-02-011	Bruce Sailers	11
AG-DR-02-012	Bruce Sailers	12
AG-DR-02-013	Bruce Sailers	13
AG-DR-02-014	Melissa Adams	14
AG-DR-02-015	Bruce Sailers	15
AG-DR-02-016	Bruce Sailers	16
AG-DR-02-017	Legal	17
AG-DR-02-018	Bruce Sailers	18

Duke Energy Kentucky
Case No. 2022-00251
Attorney General’s Second Set Data Requests
Date Received: October 7, 2022

AG-DR-02-001

REQUEST:

Provide the amount of the credit, in terms of dollars and cents, that the average program participant received. Provide this information for both those participants who receive the \$0.60 / kWh credit, and for those who receive the \$1.20 / kWh credit.

RESPONSE:

Objection. This request is vague and ambiguous and subject to interpretation as to what is meant by “the amount of the credit . . . that the average program participant received.” Without waiving this objection, to the extent discoverable, and in the spirit of discovery, the Company provides the following table that shows the average credit calculated per participant (*i.e.*, all participants even if their credit amount calculated = \$0.00) per event for the original and two incentive research pilot groups.

	Original Group (\$0.60 incentive)	Summer 2022 Group (\$0.60 incentive)	Summer 2022 Group (\$1.20 incentive)
Average Credit per Participant per Event	\$0.84	\$1.16	\$2.08

PERSON RESPONSIBLE: As to objection, Legal
As to response, Bruce L. Sailors

Duke Energy Kentucky
Case No. 2022-00251
Attorney General's Second Set Data Requests
Date Received: October 7, 2022

AG-DR-02-002

REQUEST:

Provide the cumulative total amount of credits, in terms of monetary savings, that program participants have experienced to date.

RESPONSE:

Objection. This request is vague and ambiguous and subject to interpretation as to what is meant by “the cumulative total amount of credits, in terms of monetary savings, that program participants have experienced to date.” Without waiving this objection, to the extent discoverable, and in the spirit of discovery, the Company assumes the request is for the total credits calculated across all pilot groups and across all pilot years. The total credits calculated is \$30,972.

PERSON RESPONSIBLE: As to objection, Legal
 As to response, Bruce L. Sailors

Duke Energy Kentucky
Case No. 2022-00251
Attorney General's Second Set Data Requests
Date Received: October 7, 2022

AG-DR-02-003

REQUEST:

For each Critical Peak Event (“CPE”), provide the percentage of participants who responded by reducing consumption.

RESPONSE:

Objection. This request is overbroad, unduly burdensome, and seeks information that is irrelevant to the case, insofar as it seeks information that is not maintained or calculated by the Company and insofar as it seeks information regarding the Summer 2022 Group. Objecting further, this request is vague and ambiguous and subject to interpretation as it does not specify a time period or program group to which the request pertains. Without waiving these objections, to the extent discoverable, and in the spirit of discovery, this information is not available since load reduction (i.e., Resource Innovations calculated EM&V load reduction) is calculated at a group level and not for individual participants. However, the table below shows the percentage of participants that received a credit during each event.

Original Group (\$0.60 incentive)

Event Day	Percent of Participants that Received Credit
8/25/2020	64%
8/26/2020	61%
1/29/2021	47%
2/12/2021	51%
6/18/2021	70%
6/28/2021	51%
6/29/2021	48%

7/7/2021	48%
7/15/2021	54%
7/20/2021	47%
7/28/2021	63%
7/29/2021	63%
8/10/2021	77%
8/11/2021	59%
8/12/2021	56%
8/23/2021	46%
8/24/2021	44%
8/25/2021	64%
8/26/2021	43%
8/27/2021	47%
1/26/2022	56%
6/14/2022	60%
6/15/2022	43%
8/3/2022	46%

Summer 2022 Groups

Event Day	Percent of Participants that Received Credit	
	\$0.60 incentive	\$1.20 incentive
6/14/2022	64%	66%
6/15/2022	54%	54%
6/21/2022	60%	59%
7/6/2022	51%	46%
7/20/2022	70%	70%
7/28/2022	65%	68%
8/3/2022	50%	53%

PERSON RESPONSIBLE:

As to objection, Legal
As to response, Bruce L. Sailors

REQUEST:

Reference the Confidential Attachment to Staff DR 1-002.

- a. At p. 3 of 8, paragraph 1, explain [REDACTED]
[REDACTED]
- b. At p. 3 of 8, paragraph 2, explain the criteria that would be used for [REDACTED]
[REDACTED] Explain also the nature of [REDACTED]
[REDACTED]
[REDACTED]
- c. At p. 3 of 8, paragraph 3, explain the meaning of [REDACTED]
- d. At p. 3 of 8, paragraph 5, explain: (i) whether the [REDACTED]
[REDACTED]
[REDACTED]; and (ii) whether the [REDACTED]
[REDACTED]
[REDACTED]
- e. At p. 7, confirm that [REDACTED]
[REDACTED]

RESPONSE:

CONFIDENTIAL PROPRIETARY TRADE SECRET

- a. The [REDACTED]
[REDACTED].

b. Objection. This request is unduly burdensome insofar as it requests information that is not in the possession of the Company in that it has not yet been developed. Notwithstanding this objection, to the extent discoverable, and in the spirit of discovery, one possible example of such criteria might be that customers with [REDACTED]

[REDACTED]

[REDACTED]

c. [REDACTED]

[REDACTED]

d. (i) Objection. This request is vague and ambiguous and subject to interpretation as to what is meant by “E Source approach of compiling significant amounts of customer data.” Objecting further, the request is overbroad and unduly burdensome in that it seeks information not in possession of the Company.

(ii) The Company would follow the appropriate applicable procedures and processes established to maintain confidential treatment and protection of customer data.

e. The Company [REDACTED]

[REDACTED]

[REDACTED]

PERSON RESPONSIBLE:

As to objections, Legal
As to response, Bruce L. Sailors

**Duke Energy Kentucky
Case No. 2022-00251
Attorney General's Second Set Data Requests
Date Received: October 7, 2022**

AG-DR-02-005

REQUEST:

Refer to Attachment 2 provided by the Company in response to AG-DR-01-005. Please provide this Attachment in MS Excel spreadsheet format.

RESPONSE:

Please see AG-DR-02-005 Attachment.

PERSON RESPONSIBLE: Bruce L. Sailors

Duke Energy Kentucky
Peak Time Rebate Pilot Program

Customer	Event	Baseline Usage Hour Ending				Total
		4:00	5:00	6:00	7:00	
1	8/25/2020	3.290	3.330	3.508	3.660	13.787
2	8/25/2020	0.654	0.984	1.003	0.939	3.580
3	8/25/2020	2.361	2.635	3.283	3.719	11.999
4	8/25/2020	2.310	2.460	2.960	3.212	10.943
5	8/25/2020	0.700	1.021	0.799	0.748	3.268
6	8/25/2020	2.277	3.267	2.966	3.101	11.611
7	8/25/2020	1.179	2.286	2.064	2.348	7.877
8	8/25/2020	3.249	3.362	3.187	3.597	13.395
9	8/25/2020	0.717	0.809	0.737	1.201	3.464
10	8/25/2020	2.476	3.189	3.549	3.546	12.760
11	8/25/2020	3.316	4.645	4.728	4.469	17.159
12	8/25/2020	2.343	2.324	2.409	2.958	10.034
13	8/25/2020	2.625	2.838	3.113	3.522	12.098
14	8/25/2020	1.946	2.163	2.059	2.022	8.190
15	8/25/2020	1.998	2.197	2.066	1.980	8.241
16	8/25/2020	1.770	1.683	1.629	2.078	7.159
17	8/25/2020	1.545	1.757	1.977	2.501	7.780
18	8/25/2020	1.770	1.852	2.074	2.237	7.932
19	8/25/2020	1.651	1.831	1.912	1.809	7.203
20	8/25/2020	2.083	2.236	2.697	2.334	9.350
21	8/25/2020	2.646	2.731	2.548	2.280	10.205
22	8/25/2020	3.918	4.112	3.925	5.082	17.037
23	8/25/2020	3.279	3.875	4.229	4.579	15.962
24	8/25/2020	2.293	2.416	2.553	2.749	10.011
25	8/25/2020	2.179	2.548	2.496	3.384	10.608
26	8/25/2020	4.030	4.906	4.968	4.945	18.849
27	8/25/2020	5.986	5.864	6.129	6.399	24.377
28	8/25/2020	3.452	3.519	2.999	3.383	13.353
29	8/25/2020	0.839	1.324	1.172	1.349	4.683
30	8/25/2020	1.027	1.025	1.678	1.686	5.416
31	8/25/2020	2.420	2.709	2.996	3.011	11.135
32	8/25/2020	3.199	3.332	3.227	2.992	12.750
33	8/25/2020	6.947	7.779	7.646	8.616	30.988
34	8/25/2020	2.158	1.858	2.201	2.138	8.354
35	8/25/2020	0.375	0.582	0.473	0.682	2.113
36	8/25/2020	2.777	2.482	1.942	1.884	9.086
37	8/25/2020	2.146	2.958	3.237	2.971	11.312
38	8/25/2020	2.461	2.748	3.303	2.952	11.464
39	8/25/2020	4.681	5.048	5.290	5.191	20.209
40	8/25/2020	2.056	3.354	3.291	3.610	12.310
41	8/25/2020	2.955	2.739	2.561	2.661	10.916
42	8/25/2020	2.165	1.413	2.019	1.968	7.565
43	8/25/2020	2.470	2.325	2.060	2.284	9.138
44	8/25/2020	1.275	1.040	0.818	0.826	3.959
45	8/25/2020	0.186	0.340	0.322	0.286	1.134
46	8/25/2020	2.919	3.437	3.642	3.396	13.394
47	8/25/2020	5.022	4.355	4.071	3.914	17.362
48	8/25/2020	2.239	2.698	2.258	2.660	9.855
49	8/25/2020	3.667	3.842	4.215	4.266	15.990
50	8/25/2020	0.137	0.177	0.186	0.172	0.672
51	8/25/2020	2.619	2.544	2.103	3.128	10.394
52	8/25/2020	2.634	2.652	2.990	2.921	11.197
53	8/25/2020	0.666	0.649	0.845	0.904	3.064
54	8/25/2020	4.786	5.275	5.352	5.606	21.019
55	8/25/2020	1.359	1.747	2.696	1.847	7.650
56	8/25/2020	0.696	1.215	1.297	0.854	4.062
57	8/25/2020	2.150	3.093	2.713	2.090	10.046
58	8/25/2020	1.846	1.988	2.248	2.275	8.356
59	8/25/2020	1.274	1.385	1.457	1.771	5.888
60	8/25/2020	0.149	0.281	0.494	1.469	2.393
61	8/25/2020	1.863	1.613	1.629	1.716	6.821
62	8/25/2020	1.824	2.051	2.026	2.434	8.336

Duke Energy Kentucky
Peak Time Rebate Pilot Program

Customer	Event	Baseline Usage Hour Ending				Total
		4:00	5:00	6:00	7:00	
63	8/25/2020	3.071	3.531	4.256	4.859	15.717
64	8/25/2020	3.416	3.956	4.205	4.050	15.627
65	8/25/2020	1.005	1.138	1.453	2.681	6.278
66	8/25/2020	2.249	2.472	2.050	1.950	8.720
67	8/25/2020	1.899	2.058	1.953	2.177	8.087
68	8/25/2020	2.234	2.548	3.057	3.250	11.089
69	8/25/2020	1.392	1.633	1.680	1.953	6.657
70	8/25/2020	0.557	1.323	2.185	2.967	7.033
71	8/25/2020	0.726	0.740	0.751	0.825	3.043
72	8/25/2020	4.489	5.082	5.870	5.365	20.805
73	8/25/2020	1.620	1.599	1.724	1.987	6.930
74	8/25/2020	0.681	1.015	1.515	1.474	4.684
75	8/25/2020	0.214	0.354	0.612	0.329	1.509
76	8/25/2020	2.878	3.157	2.388	2.247	10.670
77	8/25/2020	1.435	2.072	2.596	2.286	8.389
78	8/25/2020	5.917	6.322	5.983	6.478	24.699
79	8/25/2020	2.134	2.117	2.067	2.227	8.546
80	8/25/2020	3.160	3.067	3.073	2.814	12.114
81	8/25/2020	0.673	0.917	0.901	1.322	3.813
82	8/25/2020	0.606	0.539	0.317	0.716	2.180
83	8/25/2020	3.758	4.349	4.122	4.062	16.291
84	8/25/2020	1.037	1.098	0.921	0.862	3.918
85	8/25/2020	1.117	0.862	0.725	1.660	4.364
86	8/25/2020	2.398	2.477	2.529	2.946	10.350
87	8/25/2020	1.329	1.187	1.177	0.598	4.290
88	8/25/2020	2.900	3.243	3.074	2.782	11.999
89	8/25/2020	3.908	3.667	3.947	4.136	15.658
90	8/25/2020	2.076	2.338	2.534	2.380	9.329
91	8/25/2020	3.023	3.507	2.718	3.278	12.526
92	8/25/2020	2.995	3.663	4.049	4.476	15.182
93	8/25/2020	1.170	1.042	1.540	2.272	6.025
94	8/25/2020	1.926	2.042	2.608	2.954	9.531
95	8/25/2020	1.577	1.914	2.511	2.766	8.769
96	8/25/2020	2.563	2.722	2.077	2.910	10.273
97	8/25/2020	2.892	2.933	3.019	3.249	12.094
98	8/25/2020	2.201	3.086	3.416	3.626	12.330
99	8/25/2020	3.869	3.781	3.148	3.755	14.553
100	8/25/2020	4.837	3.813	3.530	4.474	16.654
101	8/25/2020	4.112	4.513	4.117	4.176	16.918
102	8/25/2020	1.229	1.384	1.296	1.396	5.306
103	8/25/2020	1.459	1.701	1.932	2.123	7.215
104	8/25/2020	1.129	1.691	1.758	2.435	7.013
105	8/25/2020	5.500	6.380	7.029	7.881	26.790
106	8/25/2020	3.999	3.913	4.292	4.324	16.528
107	8/25/2020	2.719	2.531	2.507	2.678	10.435
108	8/25/2020	1.703	1.892	1.726	1.439	6.759
109	8/25/2020	1.264	1.233	1.308	1.354	5.159
110	8/25/2020	3.272	2.882	3.073	3.681	12.908
111	8/25/2020	0.836	1.041	1.167	0.927	3.972
112	8/25/2020	1.146	0.877	0.816	0.644	3.482
113	8/25/2020	2.082	2.174	2.102	2.061	8.419
114	8/25/2020	2.448	2.343	2.505	2.550	9.845
115	8/25/2020	2.194	2.132	2.469	2.142	8.937
116	8/25/2020	1.062	0.803	1.508	1.229	4.602
117	8/25/2020	1.054	1.167	0.905	2.034	5.159
118	8/25/2020	2.179	2.304	1.968	2.397	8.849
119	8/25/2020	2.824	3.558	3.536	3.239	13.157
120	8/25/2020	1.529	1.835	3.046	2.146	8.556
121	8/25/2020	0.521	0.880	1.471	3.113	5.985
122	8/25/2020	5.687	5.729	6.151	5.698	23.265
123	8/25/2020	1.745	2.101	2.075	2.091	8.012
124	8/25/2020	1.702	1.994	1.909	1.322	6.927

Duke Energy Kentucky
Peak Time Rebate Pilot Program

Customer	Event	Baseline Usage Hour Ending				Total
		4:00	5:00	6:00	7:00	
125	8/25/2020	1.705	1.898	2.244	1.772	7.619
126	8/25/2020	0.687	0.614	1.323	1.159	3.784
127	8/25/2020	1.793	2.189	2.571	2.519	9.073
128	8/25/2020	3.003	3.667	3.448	2.032	12.149
129	8/25/2020	3.702	3.859	3.774	4.018	15.353
130	8/25/2020	1.101	1.278	1.695	1.795	5.868
131	8/25/2020	3.277	3.235	3.199	3.624	13.335
132	8/25/2020	2.399	1.981	2.014	1.823	8.217
133	8/25/2020	0.693	0.699	0.689	0.749	2.830
134	8/25/2020	2.471	2.495	2.591	2.630	10.187
135	8/25/2020	1.213	1.702	1.938	1.869	6.722
136	8/25/2020	3.036	3.401	3.772	4.203	14.412
137	8/25/2020	2.359	2.327	3.068	2.619	10.373
138	8/25/2020	2.807	3.127	3.707	3.821	13.461
139	8/25/2020	3.744	4.115	3.755	3.664	15.277
140	8/25/2020	3.317	3.373	3.735	3.371	13.797
141	8/25/2020	1.799	2.561	1.782	1.247	7.389
142	8/25/2020	2.403	1.871	3.283	2.770	10.327
143	8/25/2020	0.607	0.239	0.194	0.192	1.232
144	8/25/2020	1.369	1.814	1.619	1.786	6.588
145	8/25/2020	0.655	1.154	1.241	1.190	4.240
146	8/25/2020	1.916	2.324	2.430	2.617	9.286
147	8/25/2020	1.719	1.973	1.764	1.501	6.956
148	8/25/2020	1.667	2.044	3.851	3.322	10.883
149	8/25/2020	5.585	5.782	5.352	6.236	22.954
150	8/25/2020	2.855	3.219	2.998	3.227	12.298
151	8/25/2020	4.502	4.619	4.383	4.553	18.057
152	8/25/2020	4.302	4.012	3.734	3.383	15.431
153	8/25/2020	1.382	2.025	1.610	1.678	6.696
154	8/25/2020	2.284	2.457	2.501	2.519	9.762
155	8/25/2020	0.647	0.721	0.821	0.954	3.143
156	8/25/2020	0.393	0.428	0.458	0.698	1.977
157	8/25/2020	1.857	2.312	2.365	2.165	8.699
158	8/25/2020	1.018	1.109	1.044	1.161	4.333
159	8/25/2020	1.881	2.038	2.966	3.171	10.055
160	8/25/2020	0.606	0.432	0.422	0.968	2.427
161	8/25/2020	1.547	1.460	1.571	2.141	6.719
162	8/25/2020	1.614	1.586	1.703	2.016	6.919
163	8/25/2020	2.025	2.087	2.238	2.597	8.946
164	8/25/2020	4.246	4.594	4.325	4.500	17.666
165	8/25/2020	0.271	0.246	0.250	0.266	1.032
166	8/25/2020	2.935	3.482	2.898	2.809	12.123
167	8/25/2020	1.120	1.011	1.099	1.021	4.251
168	8/25/2020	5.685	5.745	5.569	6.027	23.027
169	8/25/2020	1.271	1.246	1.384	1.274	5.175
170	8/25/2020	1.388	1.860	1.596	1.949	6.793
171	8/25/2020	3.918	3.814	3.758	3.947	15.437
172	8/25/2020	3.144	3.657	4.051	3.739	14.590
173	8/25/2020	5.683	6.319	5.375	5.670	23.046
174	8/25/2020	3.053	3.486	2.695	3.256	12.490
175	8/25/2020	1.596	1.687	1.618	1.875	6.777
176	8/25/2020	2.805	2.691	2.601	2.641	10.737
177	8/25/2020	1.964	2.398	2.427	2.522	9.311
178	8/25/2020	3.150	3.549	3.734	4.030	14.463
179	8/25/2020	1.006	0.770	0.911	0.999	3.686
180	8/25/2020	4.702	4.493	4.354	4.970	18.518
181	8/25/2020	1.273	1.464	2.142	1.816	6.695
182	8/25/2020	0.126	0.383	1.439	1.192	3.140
183	8/25/2020	0.775	0.665	0.703	0.707	2.849
184	8/25/2020	2.064	2.127	2.341	2.432	8.963
185	8/25/2020	1.008	1.372	1.372	1.684	5.435
186	8/25/2020	6.164	6.498	5.916	6.170	24.748

Duke Energy Kentucky
Peak Time Rebate Pilot Program

Customer	Event	Baseline Usage Hour Ending				Total
		4:00	5:00	6:00	7:00	
187	8/25/2020	3.761	3.719	4.604	3.176	15.261
188	8/25/2020	3.173	3.125	3.327	4.367	13.993
189	8/25/2020	0.876	0.948	1.178	1.686	4.687
190	8/25/2020	1.240	1.252	1.263	1.326	5.081
191	8/25/2020	1.426	1.565	1.838	1.345	6.173
192	8/25/2020	2.141	2.129	2.187	3.030	9.488
193	8/25/2020	5.803	5.904	6.215	6.719	24.641
194	8/25/2020	2.271	2.615	2.779	2.856	10.521
195	8/25/2020	2.158	3.066	3.220	3.712	12.156
196	8/25/2020	5.006	5.712	5.568	5.890	22.176
197	8/25/2020	0.248	0.597	0.735	1.512	3.092
198	8/25/2020	1.707	2.355	2.551	2.589	9.202
199	8/25/2020	1.174	1.361	1.032	1.129	4.697
200	8/25/2020	2.420	2.982	3.629	3.849	12.880
201	8/25/2020	1.113	1.193	0.951	1.549	4.806
202	8/25/2020	3.289	2.669	2.483	2.615	11.057
203	8/25/2020	2.316	1.876	1.993	2.634	8.818
204	8/25/2020	1.678	1.497	1.442	1.679	6.297
205	8/25/2020	3.326	3.674	3.706	3.737	14.444
206	8/25/2020	0.384	0.379	0.363	0.388	1.514
207	8/25/2020	0.838	0.911	0.944	1.037	3.730
208	8/25/2020	2.958	2.187	3.629	4.650	13.424
209	8/25/2020	2.301	2.343	2.597	2.765	10.005
210	8/25/2020	2.109	2.463	2.872	3.653	11.098
211	8/25/2020	1.749	2.334	2.340	2.600	9.024
212	8/25/2020	3.288	3.308	3.603	3.293	13.491
213	8/25/2020	1.041	0.962	0.958	1.016	3.977
214	8/25/2020	1.685	2.078	2.267	2.552	8.581
215	8/25/2020	1.035	1.380	1.115	1.832	5.361
216	8/25/2020	1.802	2.087	2.652	2.333	8.874
217	8/25/2020	2.638	1.903	1.652	1.780	7.973
218	8/25/2020	1.933	3.366	3.060	2.907	11.267
219	8/25/2020	2.871	2.848	3.429	3.647	12.795
220	8/25/2020	2.149	2.650	3.303	3.628	11.730
221	8/25/2020	2.120	2.314	2.770	2.575	9.779
222	8/25/2020	2.210	2.248	2.313	2.518	9.290
223	8/25/2020	3.269	3.048	3.216	3.651	13.185
224	8/25/2020	2.996	3.133	3.452	3.798	13.378
225	8/25/2020	3.830	3.959	4.208	4.381	16.378
226	8/25/2020	5.469	4.642	5.151	4.956	20.218
227	8/25/2020	2.939	3.173	3.943	3.089	13.145
228	8/25/2020	1.982	2.016	1.942	2.203	8.144
229	8/25/2020	3.316	3.724	4.008	3.830	14.878
230	8/25/2020	1.283	1.309	1.217	1.054	4.861
231	8/25/2020	2.490	2.930	3.112	2.853	11.385
232	8/25/2020	2.223	1.937	1.906	1.981	8.047
233	8/25/2020	1.835	2.032	2.259	2.173	8.300
234	8/25/2020	1.834	1.731	1.645	1.918	7.128
235	8/25/2020	2.263	2.276	2.082	1.747	8.368
236	8/25/2020	1.067	1.116	1.094	1.135	4.411
237	8/25/2020	2.937	2.874	2.590	2.750	11.151
238	8/25/2020	1.176	2.551	2.590	2.901	9.218
239	8/25/2020	2.085	2.341	3.233	3.302	10.961
240	8/25/2020	0.537	0.503	0.511	0.495	2.046
241	8/25/2020	1.070	1.062	1.163	1.226	4.520
242	8/25/2020	3.057	3.681	3.303	3.838	13.878
243	8/25/2020	1.380	1.520	1.498	1.884	6.283
244	8/25/2020	0.833	1.019	0.543	0.343	2.737
245	8/25/2020	1.373	0.984	1.087	1.116	4.560
246	8/25/2020	1.682	1.735	1.423	1.081	5.921
247	8/25/2020	1.762	1.735	1.612	1.536	6.645
248	8/25/2020	2.703	2.487	2.234	1.483	8.907

Duke Energy Kentucky
Peak Time Rebate Pilot Program

Customer	Event	Baseline Usage Hour Ending				Total
		4:00	5:00	6:00	7:00	
249	8/25/2020	0.539	0.536	0.838	1.004	2.917
250	8/25/2020	1.436	1.545	1.503	1.631	6.115
251	8/25/2020	1.282	2.031	2.442	2.061	7.816
252	8/25/2020	2.227	2.303	1.170	1.648	7.349
253	8/25/2020	2.470	3.031	2.813	2.548	10.861
254	8/25/2020	4.581	4.427	4.351	4.716	18.074
255	8/25/2020	0.581	2.290	3.327	2.173	8.371
256	8/25/2020	1.611	1.996	2.074	1.872	7.553
257	8/25/2020	1.039	1.307	1.801	1.600	5.747
258	8/25/2020	1.513	1.530	1.418	1.437	5.898
259	8/25/2020	3.519	3.778	3.414	4.019	14.730
260	8/25/2020	7.301	6.758	7.529	7.435	29.024
261	8/25/2020	4.245	4.368	4.705	4.040	17.358
262	8/25/2020	2.792	2.886	3.442	3.049	12.168
263	8/25/2020	0.408	0.457	0.417	0.500	1.782
264	8/25/2020	4.705	4.326	4.459	4.910	18.400
265	8/25/2020	3.356	3.872	3.494	4.064	14.785
266	8/25/2020	3.851	2.779	2.467	2.414	11.511
267	8/25/2020	1.982	2.002	2.631	2.806	9.421
268	8/25/2020	3.064	3.931	3.263	3.799	14.057
269	8/25/2020	0.781	0.791	0.717	0.465	2.754
270	8/25/2020	1.972	2.151	2.304	2.752	9.179
271	8/25/2020	1.472	2.084	1.458	1.491	6.505
272	8/25/2020	0.913	0.974	0.845	0.680	3.412
273	8/25/2020	2.549	2.262	2.880	2.382	10.074
274	8/25/2020	2.717	3.471	3.427	4.170	13.786
275	8/25/2020	5.749	5.297	5.168	5.092	21.306
276	8/25/2020	1.888	2.338	2.442	2.393	9.061
277	8/25/2020	2.413	2.073	1.979	1.974	8.439
278	8/25/2020	0.766	0.943	0.768	0.944	3.421
279	8/25/2020	2.277	2.965	2.776	2.999	11.016
280	8/25/2020	2.715	3.081	3.623	5.183	14.601
281	8/25/2020	3.224	3.590	4.290	3.817	14.920
282	8/25/2020	1.892	1.832	2.246	1.885	7.855
283	8/25/2020	1.801	2.296	2.149	2.988	9.234
284	8/25/2020	2.253	2.408	3.807	3.815	12.283
285	8/25/2020	2.155	2.506	2.939	3.519	11.120
286	8/25/2020	1.819	1.255	1.502	1.411	5.986
287	8/25/2020	1.961	2.226	2.529	2.652	9.368
288	8/25/2020	1.531	2.109	3.216	3.570	10.426
289	8/25/2020	1.681	1.614	1.551	1.588	6.433
290	8/25/2020	1.096	1.216	1.704	1.840	5.857
291	8/25/2020	2.622	2.427	2.712	2.223	9.984
292	8/25/2020	2.073	2.277	1.981	1.692	8.023
293	8/25/2020	1.996	2.933	2.723	3.360	11.011
294	8/25/2020	0.856	1.000	1.080	0.979	3.915
295	8/25/2020	1.367	2.904	4.037	3.502	11.811
296	8/25/2020	2.216	2.078	1.811	1.884	7.988
297	8/25/2020	2.430	2.031	1.866	2.265	8.592
298	8/25/2020	0.956	0.867	0.870	3.237	5.930
299	8/25/2020	1.031	1.273	1.318	1.273	4.895
300	8/25/2020	0.609	0.939	1.364	0.880	3.792
301	8/25/2020	2.452	2.126	2.101	2.308	8.987
302	8/25/2020	1.139	1.097	1.118	1.475	4.829
303	8/25/2020	1.009	1.141	1.022	1.278	4.451
304	8/25/2020	2.757	3.238	3.000	3.348	12.344
305	8/25/2020	0.775	0.998	1.484	2.127	5.384
306	8/25/2020	2.273	2.435	2.522	2.702	9.931
307	8/25/2020	2.232	1.697	1.806	2.395	8.130
308	8/25/2020	0.264	0.635	0.639	0.816	2.354
309	8/25/2020	1.026	1.295	1.658	1.480	5.458
310	8/25/2020	2.322	2.392	2.351	2.343	9.408

Duke Energy Kentucky
Peak Time Rebate Pilot Program

Customer	Event	Baseline Usage Hour Ending				Total
		4:00	5:00	6:00	7:00	
311	8/25/2020	3.553	3.881	3.762	4.560	15.756
312	8/25/2020	2.003	1.820	2.130	2.185	8.138
313	8/25/2020	2.764	3.155	3.141	3.359	12.418
314	8/25/2020	1.251	1.673	1.227	2.016	6.166
315	8/25/2020	2.423	2.625	1.805	1.706	8.559
316	8/25/2020	1.356	2.264	3.818	3.240	10.678
317	8/25/2020	3.607	4.110	3.595	3.441	14.753
318	8/25/2020	1.138	1.297	2.616	3.507	8.558
319	8/25/2020	1.822	1.612	1.716	1.461	6.611
320	8/25/2020	3.951	3.837	3.892	4.095	15.774
321	8/25/2020	1.082	0.969	1.166	1.233	4.449
322	8/25/2020	3.345	3.164	3.249	2.806	12.565
323	8/25/2020	1.428	1.325	1.203	1.101	5.058
324	8/25/2020	5.067	4.804	6.046	5.732	21.650
325	8/25/2020	3.138	3.304	3.346	3.485	13.273
326	8/25/2020	6.108	6.524	7.034	6.326	25.992
327	8/25/2020	1.019	1.102	1.654	1.342	5.118
328	8/25/2020	1.500	1.493	1.642	1.481	6.115
329	8/25/2020	2.697	3.226	2.470	2.798	11.192
330	8/25/2020	2.561	2.648	2.877	2.964	11.050
331	8/25/2020	3.877	3.847	4.282	4.014	16.020
332	8/25/2020	2.415	2.713	2.872	2.735	10.735
333	8/25/2020	1.220	1.286	1.740	1.715	5.962
334	8/25/2020	3.359	3.450	3.362	3.467	13.639
335	8/25/2020	2.215	2.302	1.910	1.984	8.412
336	8/25/2020	0.161	0.301	0.346	0.484	1.292
337	8/25/2020	1.529	1.659	1.496	1.604	6.287
338	8/25/2020	0.658	0.716	0.745	0.838	2.957
339	8/25/2020	2.658	2.957	3.061	3.548	12.224
340	8/25/2020	0.569	0.551	1.173	1.729	4.022
341	8/25/2020	2.160	2.271	2.884	2.707	10.022
342	8/25/2020	0.708	1.194	1.079	1.215	4.196
343	8/25/2020	1.912	2.188	2.607	3.078	9.785
344	8/25/2020	3.005	2.928	2.899	3.011	11.843
345	8/25/2020	1.008	0.981	1.295	1.353	4.637
346	8/25/2020	3.485	3.345	3.528	4.392	14.750
347	8/25/2020	5.082	5.508	5.123	4.362	20.075
348	8/25/2020	0.338	0.784	0.852	0.718	2.691
349	8/25/2020	2.047	2.134	1.627	1.624	7.432
350	8/25/2020	2.958	3.437	3.873	4.271	14.539
351	8/25/2020	1.376	1.456	1.910	1.280	6.023
352	8/25/2020	0.803	0.860	0.639	1.005	3.307
353	8/25/2020	3.917	3.901	3.687	3.774	15.279
354	8/25/2020	3.424	3.960	4.285	4.628	16.298
355	8/25/2020	0.621	0.638	0.621	0.644	2.524
356	8/25/2020	1.808	2.764	1.758	1.611	7.941
357	8/25/2020	3.737	3.448	3.867	4.155	15.207
358	8/25/2020	1.373	1.391	2.388	2.501	7.653
359	8/25/2020	2.274	2.525	2.506	2.905	10.210
360	8/25/2020	2.006	2.564	2.297	2.977	9.844
361	8/25/2020	3.803	4.146	3.486	3.455	14.891
362	8/25/2020	1.878	2.167	1.750	2.471	8.266
363	8/25/2020	3.328	3.884	3.990	3.109	14.312
364	8/25/2020	1.944	1.908	2.119	1.843	7.814
365	8/25/2020	1.795	1.495	1.321	1.158	5.768
366	8/25/2020	0.309	0.421	0.422	0.219	1.370
367	8/25/2020	0.375	0.483	1.016	1.400	3.274
368	8/25/2020	1.372	1.992	2.055	2.416	7.835
369	8/25/2020	3.170	3.764	3.815	3.937	14.687
370	8/25/2020	1.722	3.110	2.980	2.196	10.007
371	8/25/2020	1.774	1.555	1.174	1.875	6.378
372	8/25/2020	2.479	2.837	2.939	2.379	10.634

Duke Energy Kentucky
Peak Time Rebate Pilot Program

Customer	Event	Baseline Usage Hour Ending				Total
		4:00	5:00	6:00	7:00	
373	8/25/2020	1.132	1.114	1.605	0.983	4.834
374	8/25/2020	1.529	1.383	1.825	2.216	6.953
375	8/25/2020	4.129	4.178	4.902	4.019	17.228
376	8/25/2020	1.958	2.187	2.012	2.149	8.306
377	8/25/2020	3.593	3.491	3.372	3.407	13.863
378	8/25/2020	2.356	1.960	2.061	2.258	8.635
379	8/25/2020	3.780	3.363	3.378	3.508	14.029
380	8/25/2020	0.704	0.808	0.835	1.080	3.427
381	8/25/2020	1.688	1.896	1.675	1.707	6.966
382	8/25/2020	1.771	1.643	1.792	1.737	6.942
383	8/25/2020	2.947	3.520	4.468	4.126	15.062
384	8/25/2020	2.977	2.940	3.004	3.026	11.947
385	8/25/2020	0.552	0.586	0.616	0.734	2.488
386	8/25/2020	3.021	3.526	3.251	3.094	12.892
387	8/25/2020	2.255	2.669	3.103	3.297	11.324
388	8/25/2020	1.678	2.097	2.054	1.986	7.815
389	8/25/2020	0.814	1.432	1.772	1.565	5.583
390	8/25/2020	0.219	0.246	0.212	0.646	1.322
391	8/25/2020	0.404	0.433	0.463	0.491	1.792
392	8/25/2020	1.237	2.135	2.426	3.443	9.241
393	8/25/2020	1.127	0.917	0.962	1.193	4.199
394	8/25/2020	2.662	3.175	3.023	2.877	11.737
395	8/25/2020	0.378	0.404	0.413	0.358	1.553
396	8/25/2020	1.883	2.479	2.736	3.051	10.149
397	8/25/2020	5.038	5.722	4.841	4.055	19.656
398	8/25/2020	2.287	2.167	2.233	2.502	9.189
399	8/25/2020	3.423	4.015	4.218	4.683	16.340
400	8/25/2020	2.065	2.175	2.308	3.009	9.557
401	8/25/2020	2.234	2.125	1.855	2.185	8.399
402	8/25/2020	1.405	1.287	1.436	1.100	5.228
403	8/25/2020	1.097	1.337	1.412	1.468	5.313
404	8/25/2020	4.371	5.479	5.248	5.497	20.594
405	8/25/2020	1.287	1.126	1.620	1.688	5.721
406	8/25/2020	1.724	1.239	1.554	1.754	6.270
407	8/25/2020	2.857	3.204	3.162	3.595	12.817
408	8/25/2020	2.333	3.039	2.761	2.705	10.839
409	8/25/2020	0.285	0.253	0.416	0.883	1.837
410	8/25/2020	2.099	2.194	2.036	2.316	8.645
411	8/25/2020	0.894	2.432	2.904	2.325	8.555
412	8/25/2020	2.029	2.600	3.291	2.917	10.837
413	8/25/2020	1.548	1.786	1.287	0.639	5.260
414	8/25/2020	2.433	3.002	2.859	2.385	10.679
415	8/25/2020	0.740	0.821	1.064	1.433	4.058
416	8/25/2020	2.067	2.679	4.375	5.276	14.398
417	8/25/2020	1.358	1.738	1.823	1.861	6.780
418	8/25/2020	0.479	0.860	2.381	2.457	6.177
419	8/25/2020	3.627	4.113	4.626	4.703	17.070
420	8/25/2020	2.330	2.927	4.722	5.452	15.431
421	8/25/2020	1.388	1.071	1.125	1.247	4.830
422	8/25/2020	1.979	1.431	1.423	1.166	6.000
423	8/25/2020	4.508	4.353	4.226	4.050	17.137
424	8/25/2020	2.624	2.530	2.045	3.307	10.506
425	8/25/2020	0.373	0.427	0.648	0.898	2.347
426	8/25/2020	0.795	1.317	1.454	2.338	5.904
427	8/25/2020	3.898	3.562	3.429	3.017	13.906
428	8/25/2020	0.896	0.995	1.018	1.132	4.040
429	8/25/2020	1.852	2.203	2.255	2.393	8.703
430	8/25/2020	4.146	3.558	3.676	3.852	15.232
431	8/25/2020	4.149	5.047	4.832	4.860	18.887
432	8/25/2020	2.898	3.461	3.336	3.693	13.388
433	8/25/2020	1.694	2.693	2.668	2.140	9.195
434	8/25/2020	5.436	5.547	5.805	6.399	23.187

Duke Energy Kentucky
Peak Time Rebate Pilot Program

Customer	Event	Baseline Usage Hour Ending				Total
		4:00	5:00	6:00	7:00	
435	8/25/2020	6.220	6.645	6.214	6.717	25.796
436	8/25/2020	1.385	1.611	2.200	2.250	7.445
437	8/25/2020	1.248	1.187	1.129	1.292	4.856
438	8/25/2020	1.249	1.214	1.644	1.454	5.561
439	8/25/2020	4.550	4.712	5.007	6.962	21.230
440	8/25/2020	2.641	3.058	3.441	3.609	12.749
441	8/25/2020	0.300	0.264	0.357	0.224	1.144
442	8/25/2020	2.492	2.631	2.792	3.417	11.332
443	8/25/2020	1.373	1.544	1.660	1.487	6.064
444	8/25/2020	3.500	3.689	3.357	3.335	13.881
445	8/25/2020	1.671	1.360	1.837	2.508	7.377
446	8/25/2020	0.782	0.491	0.365	0.442	2.080
447	8/25/2020	4.321	4.719	4.938	5.083	19.061
448	8/25/2020	4.330	3.835	3.917	3.871	15.953
449	8/25/2020	3.036	3.176	2.839	2.732	11.783
450	8/25/2020	1.331	0.876	0.804	0.893	3.904
451	8/25/2020	4.665	4.418	4.577	4.851	18.510
452	8/25/2020	2.463	2.650	2.679	2.798	10.590
453	8/25/2020	2.461	2.219	2.403	2.750	9.834
454	8/25/2020	1.751	1.652	1.733	1.616	6.751
455	8/25/2020	5.041	5.468	4.938	5.109	20.555
456	8/25/2020	2.815	2.869	3.256	2.988	11.929
457	8/25/2020	3.045	3.076	3.184	3.246	12.552
458	8/25/2020	2.162	2.806	3.403	3.031	11.402
459	8/25/2020	2.441	3.186	3.656	3.900	13.182
460	8/25/2020	0.564	0.760	0.773	1.180	3.276
461	8/25/2020	1.604	1.480	1.722	1.773	6.579
462	8/25/2020	0.416	0.422	0.444	0.567	1.849
463	8/25/2020	2.710	3.238	3.356	3.561	12.866
464	8/25/2020	1.652	1.696	1.639	1.833	6.820
465	8/25/2020	0.702	2.463	1.652	1.490	6.307
466	8/25/2020	3.742	2.637	2.475	2.015	10.869
467	8/25/2020	2.898	3.694	3.525	3.990	14.107
468	8/25/2020	0.603	0.648	0.612	0.666	2.530
469	8/25/2020	1.405	1.523	1.505	1.230	5.664
470	8/25/2020	1.937	2.251	2.418	2.942	9.548
471	8/25/2020	0.999	1.165	1.096	1.562	4.822
472	8/25/2020	3.256	2.994	3.475	4.352	14.076
473	8/25/2020	2.945	2.761	2.427	2.780	10.914
474	8/25/2020	1.325	1.850	2.188	2.068	7.430
475	8/25/2020	1.031	0.945	0.808	0.827	3.610
476	8/25/2020	0.796	0.914	0.926	0.895	3.532
477	8/25/2020	0.542	0.408	0.590	0.467	2.007
478	8/25/2020	0.781	1.002	1.240	1.331	4.354
479	8/25/2020	1.575	1.821	3.058	4.036	10.490
480	8/25/2020	5.307	5.180	5.421	6.596	22.504
481	8/25/2020	4.040	4.850	5.086	5.061	19.037
482	8/25/2020	2.760	2.946	2.932	2.924	11.562
483	8/25/2020	1.131	1.448	1.315	1.301	5.195
484	8/25/2020	1.827	1.760	1.730	2.419	7.736
485	8/25/2020	0.216	0.273	0.240	1.290	2.019
486	8/25/2020	3.466	4.026	4.709	4.465	16.666
487	8/25/2020	2.489	3.504	2.755	3.430	12.178
488	8/25/2020	1.615	1.840	1.869	1.933	7.257
489	8/25/2020	2.314	2.148	2.179	2.192	8.833
490	8/25/2020	1.379	1.513	1.397	1.720	6.009
491	8/25/2020	3.028	3.427	2.774	1.925	11.154
492	8/25/2020	3.738	4.247	3.691	3.944	15.620
493	8/25/2020	5.756	5.696	5.327	5.608	22.386
494	8/25/2020	1.003	1.102	0.991	1.187	4.283
495	8/25/2020	2.419	2.642	2.876	2.566	10.503
496	8/25/2020	0.862	1.173	1.495	1.356	4.886

Duke Energy Kentucky
Peak Time Rebate Pilot Program

Customer	Event	Baseline Usage Hour Ending				Total
		4:00	5:00	6:00	7:00	
497	8/25/2020	8.684	9.221	9.800	9.650	37.354
498	8/25/2020	0.269	0.292	0.295	0.315	1.170
499	8/25/2020	3.839	4.563	3.905	4.243	16.550
500	8/25/2020	0.901	0.896	0.945	1.785	4.527
501	8/25/2020	1.801	1.750	1.704	1.720	6.975
502	8/25/2020	3.041	3.276	3.388	3.458	13.164
503	8/25/2020	3.684	4.329	4.771	4.845	17.628
504	8/25/2020	2.251	2.103	2.813	2.925	10.092
505	8/25/2020	0.729	0.832	0.746	0.857	3.164
506	8/25/2020	1.357	1.546	1.809	1.664	6.375
507	8/25/2020	2.539	3.823	3.587	4.303	14.251
508	8/25/2020	1.835	1.084	1.198	2.047	6.163
509	8/25/2020	2.758	3.054	3.042	2.652	11.506
510	8/25/2020	2.474	2.478	1.365	3.340	9.657
511	8/25/2020	3.580	4.199	4.152	3.853	15.784
512	8/25/2020	2.946	3.182	3.522	3.703	13.354
513	8/25/2020	1.558	1.668	1.635	1.731	6.592
514	8/25/2020	3.584	3.321	3.164	3.158	13.227
515	8/25/2020	2.095	2.174	2.020	2.228	8.517
516	8/25/2020	3.819	3.820	1.504	0.767	9.909
517	8/25/2020	1.345	1.007	0.590	0.388	3.330
518	8/25/2020	1.470	1.733	1.767	2.159	7.128
519	8/25/2020	0.265	0.282	0.350	0.467	1.364
520	8/25/2020	4.726	5.771	6.474	6.138	23.109
521	8/25/2020	3.015	3.167	5.435	6.894	18.511
522	8/25/2020	1.043	1.013	1.095	1.532	4.683
523	8/25/2020	2.216	2.430	3.268	2.603	10.517
524	8/25/2020	1.645	2.049	2.257	2.219	8.170
525	8/25/2020	4.626	4.501	4.020	4.945	18.092
526	8/25/2020	2.434	1.954	1.916	2.109	8.413
527	8/25/2020	1.442	1.666	1.612	1.858	6.579
528	8/25/2020	3.430	3.846	4.495	4.437	16.208
529	8/25/2020	3.405	3.875	4.280	3.603	15.163
530	8/25/2020	0.611	0.936	0.681	0.557	2.785
531	8/25/2020	2.452	2.524	3.032	3.180	11.188
532	8/25/2020	1.311	1.490	1.475	1.427	5.703
533	8/25/2020	0.447	0.625	0.660	0.553	2.285
534	8/25/2020	0.910	0.996	1.078	1.330	4.315
535	8/25/2020	2.723	2.467	2.676	2.042	9.909
536	8/25/2020	2.432	2.554	2.572	2.368	9.926
537	8/25/2020	1.467	1.778	0.985	1.506	5.737
538	8/25/2020	3.592	4.204	4.774	5.123	17.693
539	8/25/2020	2.421	3.003	2.740	2.689	10.853
540	8/25/2020	1.367	2.288	2.061	2.057	7.773
541	8/25/2020	1.133	0.899	0.580	0.864	3.476
542	8/25/2020	2.142	2.150	2.186	2.336	8.815
543	8/25/2020	3.597	3.307	3.262	2.974	13.140
544	8/25/2020	3.292	4.033	2.841	2.972	13.138
545	8/25/2020	2.565	2.423	2.711	2.404	10.102
546	8/25/2020	3.783	4.391	4.817	5.350	18.341
547	8/25/2020	1.438	1.756	1.570	2.148	6.913
548	8/25/2020	0.891	0.925	1.046	1.049	3.912
549	8/25/2020	0.882	0.815	0.954	1.554	4.205
550	8/25/2020	1.693	2.386	1.508	1.653	7.241
551	8/25/2020	2.493	2.575	1.859	2.090	9.016
552	8/25/2020	1.406	1.371	1.370	1.475	5.622
553	8/25/2020	1.232	1.743	2.050	2.062	7.087
554	8/25/2020	2.845	2.890	3.541	3.129	12.404
555	8/25/2020	3.528	3.949	4.062	4.132	15.672
556	8/25/2020	1.442	1.352	1.905	2.375	7.075
557	8/25/2020	2.920	4.153	5.415	5.193	17.681
558	8/25/2020	2.012	2.507	2.621	2.309	9.449

Duke Energy Kentucky
Peak Time Rebate Pilot Program

Customer	Event	Baseline Usage Hour Ending				Total
		4:00	5:00	6:00	7:00	
559	8/25/2020	3.412	3.337	3.801	4.104	14.654
560	8/25/2020	3.117	3.223	3.736	3.981	14.057
561	8/25/2020	1.707	1.968	1.881	1.598	7.154
562	8/25/2020	3.029	3.268	3.612	4.065	13.975
563	8/25/2020	1.573	1.583	1.523	1.613	6.293
564	8/25/2020	0.448	0.620	0.407	0.278	1.752
565	8/25/2020	1.818	2.179	2.768	5.113	11.878
566	8/25/2020	1.050	1.123	1.144	1.442	4.759
567	8/25/2020	1.776	2.756	2.355	2.991	9.877
568	8/25/2020	0.320	0.565	0.608	0.834	2.327
569	8/25/2020	1.003	1.211	1.153	1.131	4.498
570	8/25/2020	0.629	0.570	0.780	1.172	3.150
571	8/25/2020	2.776	2.744	3.062	3.092	11.674
572	8/25/2020	3.042	2.502	2.891	2.580	11.015
573	8/25/2020	0.568	0.652	0.826	0.923	2.969
574	8/25/2020	0.999	1.232	0.921	0.790	3.942
575	8/25/2020	3.835	4.042	4.401	3.661	15.938
576	8/25/2020	5.196	5.432	4.736	5.510	20.873
577	8/25/2020	0.899	1.267	1.915	1.891	5.972
578	8/25/2020	3.145	3.031	2.856	3.302	12.333
579	8/25/2020	2.796	2.200	2.418	4.167	11.582
580	8/25/2020	3.610	3.410	3.390	2.848	13.259
581	8/25/2020	3.238	2.959	3.341	3.382	12.920
582	8/25/2020	1.244	1.272	0.905	0.813	4.234
583	8/25/2020	0.562	0.776	0.610	0.566	2.514
584	8/25/2020	1.518	1.967	1.759	1.564	6.807
585	8/25/2020	0.895	0.913	1.646	1.388	4.842
586	8/25/2020	4.935	4.892	4.304	4.325	18.456
587	8/25/2020	1.410	1.337	1.861	1.611	6.218
588	8/25/2020	3.527	3.139	4.944	6.056	17.666
589	8/25/2020	2.739	2.830	2.765	2.680	11.013
590	8/25/2020	0.411	0.467	0.694	1.205	2.777
591	8/25/2020	1.849	2.224	1.778	2.011	7.862
592	8/25/2020	1.818	1.989	2.082	2.154	8.043
593	8/25/2020	1.273	1.872	2.282	2.605	8.033
594	8/25/2020	1.861	1.811	1.652	1.810	7.134
595	8/25/2020	0.882	1.620	1.344	2.117	5.964
596	8/25/2020	0.474	0.567	0.601	0.812	2.454
597	8/25/2020	4.750	4.795	4.662	4.645	18.851
598	8/25/2020	1.950	2.096	1.908	1.769	7.723
599	8/25/2020	2.504	2.599	2.581	2.757	10.440
600	8/25/2020	2.534	2.447	2.697	2.889	10.567
601	8/25/2020	2.903	3.430	3.301	2.684	12.318
602	8/25/2020	2.434	3.013	3.139	4.218	12.804
603	8/25/2020	2.016	2.746	2.746	3.644	11.152
604	8/25/2020	1.592	2.004	1.906	1.207	6.709
605	8/25/2020	1.723	1.333	1.107	1.021	5.184
606	8/25/2020	3.831	4.917	4.316	3.603	16.668
607	8/25/2020	0.779	1.139	1.111	1.155	4.185
608	8/25/2020	3.576	3.544	3.362	3.477	13.960
609	8/25/2020	0.546	0.430	0.522	0.457	1.955
610	8/25/2020	2.028	2.266	2.146	2.526	8.966
611	8/25/2020	2.246	2.824	2.863	3.460	11.394
612	8/25/2020	1.301	1.505	1.549	1.560	5.915
613	8/25/2020	2.053	2.200	2.375	3.236	9.865
614	8/25/2020	2.703	3.268	2.835	2.959	11.766
615	8/25/2020	2.321	2.044	1.834	1.962	8.162
616	8/25/2020	1.667	1.039	1.675	1.640	6.021
617	8/25/2020	1.685	1.685	1.625	1.880	6.874
618	8/25/2020	0.541	0.778	1.031	0.891	3.241
619	8/25/2020	0.641	1.178	1.866	2.300	5.985
620	8/25/2020	0.329	0.265	0.255	0.267	1.116

Duke Energy Kentucky
Peak Time Rebate Pilot Program

Customer	Event	Baseline Usage Hour Ending				Total
		4:00	5:00	6:00	7:00	
621	8/25/2020	4.577	3.517	3.757	5.211	17.063
622	8/25/2020	1.586	2.064	2.082	2.396	8.128
623	8/25/2020	3.033	3.398	3.475	2.921	12.827
624	8/25/2020	2.072	2.151	2.069	2.223	8.514
625	8/25/2020	1.366	1.628	1.446	1.560	6.001
626	8/25/2020	1.133	1.237	1.054	1.215	4.639
627	8/25/2020	2.425	2.865	2.250	2.258	9.798
628	8/25/2020	3.031	3.373	3.274	3.194	12.872
629	8/25/2020	4.170	4.481	4.569	4.250	17.470
630	8/25/2020	3.957	3.813	4.068	3.076	14.914
631	8/25/2020	3.177	2.192	2.340	2.310	10.018
632	8/25/2020	0.323	0.417	0.425	0.633	1.798
633	8/25/2020	1.157	0.841	0.882	0.724	3.605
634	8/25/2020	3.369	2.747	2.937	2.841	11.894
635	8/25/2020	1.126	1.606	1.816	2.160	6.708
636	8/25/2020	2.116	1.693	1.789	2.752	8.350
637	8/25/2020	1.674	1.655	2.067	2.158	7.555
638	8/25/2020	0.845	1.157	1.521	1.089	4.612
639	8/25/2020	1.862	1.654	1.706	1.692	6.913
640	8/25/2020	1.553	1.428	1.287	1.156	5.425
641	8/25/2020	4.409	4.501	4.657	5.083	18.650
642	8/25/2020	0.407	0.656	1.012	1.183	3.258
643	8/25/2020	2.339	3.323	3.087	3.174	11.923
644	8/25/2020	3.751	4.296	4.309	4.049	16.405
645	8/25/2020	0.573	0.778	0.946	1.016	3.313
646	8/25/2020	2.418	2.381	2.834	3.314	10.947
647	8/25/2020	2.855	2.496	2.982	2.485	10.818
648	8/25/2020	2.786	2.789	3.056	2.793	11.425
649	8/25/2020	2.233	2.407	2.331	3.051	10.022
650	8/25/2020	3.136	3.414	3.360	3.359	13.268
651	8/25/2020	5.131	5.332	4.618	5.573	20.655
652	8/25/2020	1.734	1.798	1.818	2.029	7.379
653	8/25/2020	1.713	1.736	2.174	1.800	7.423
654	8/25/2020	0.694	0.924	1.030	1.433	4.081
655	8/25/2020	0.633	0.513	0.422	0.247	1.815
656	8/25/2020	2.413	2.300	3.286	3.440	11.439
657	8/25/2020	0.400	0.397	0.515	0.538	1.849
658	8/25/2020	6.876	7.250	9.011	8.366	31.503
659	8/25/2020	1.896	2.106	2.429	2.036	8.467
660	8/25/2020	1.702	1.717	1.937	1.469	6.825
661	8/25/2020	1.201	1.927	1.536	1.451	6.116
662	8/25/2020	0.601	0.663	0.633	0.586	2.483
663	8/25/2020	1.589	2.255	2.005	1.947	7.796
664	8/25/2020	1.931	1.456	1.780	1.699	6.865
665	8/25/2020	1.107	0.872	0.847	0.807	3.633
666	8/25/2020	3.565	4.126	3.702	3.631	15.024
667	8/25/2020	1.643	2.354	2.435	2.541	8.973
668	8/25/2020	5.929	6.160	6.117	6.110	24.316
669	8/25/2020	2.024	1.989	1.905	2.430	8.348
670	8/25/2020	1.185	1.359	1.748	2.089	6.381
671	8/25/2020	3.317	3.810	3.957	4.312	15.395
672	8/25/2020	2.190	2.429	2.688	3.016	10.323
673	8/25/2020	0.653	1.189	2.038	2.872	6.753
674	8/25/2020	4.124	4.122	4.186	4.248	16.679
675	8/25/2020	1.719	1.670	1.660	2.887	7.936
676	8/25/2020	3.447	2.584	3.459	2.913	12.403
677	8/25/2020	3.655	4.197	4.017	4.107	15.975
678	8/25/2020	3.622	3.675	4.148	3.766	15.211
679	8/25/2020	2.934	3.263	3.218	3.231	12.645
680	8/25/2020	1.216	1.334	1.314	2.116	5.980
681	8/25/2020	3.473	3.536	3.196	3.095	13.300
682	8/25/2020	2.143	2.670	3.581	3.800	12.194

Duke Energy Kentucky
Peak Time Rebate Pilot Program

Customer	Event	Baseline Usage Hour Ending				Total
		4:00	5:00	6:00	7:00	
683	8/25/2020	2.194	2.208	2.039	2.167	8.608
684	8/25/2020	2.861	3.146	3.253	3.662	12.922
685	8/25/2020	2.206	3.560	3.409	3.376	12.551
686	8/25/2020	1.624	2.021	3.604	3.859	11.109
687	8/25/2020	4.027	4.661	4.348	6.826	19.862
688	8/25/2020	1.584	2.240	2.525	2.829	9.178
689	8/25/2020	0.003	0.004	0.052	0.004	0.063
690	8/25/2020	2.419	3.030	2.824	2.894	11.167
691	8/25/2020	0.356	0.411	0.409	0.662	1.838
692	8/25/2020	2.144	2.346	3.046	3.112	10.649
693	8/25/2020	2.748	2.754	3.804	3.405	12.711
694	8/25/2020	1.132	1.443	1.280	1.439	5.294
695	8/25/2020	2.206	2.851	2.826	3.035	10.919
696	8/25/2020	0.439	0.537	0.776	0.786	2.538
697	8/25/2020	0.331	0.309	0.316	0.426	1.382
698	8/25/2020	1.243	1.350	1.146	0.896	4.635
699	8/25/2020	1.220	1.255	1.063	2.120	5.658
700	8/25/2020	1.895	2.333	2.134	1.719	8.081
701	8/25/2020	5.579	5.511	5.860	6.511	23.462
702	8/25/2020	2.596	2.818	2.703	2.726	10.843
703	8/25/2020	2.551	3.214	2.909	2.944	11.618
704	8/25/2020	0.827	0.830	0.690	0.710	3.057
705	8/25/2020	3.258	3.118	2.980	3.119	12.475
706	8/25/2020	0.155	0.097	0.113	0.207	0.572
707	8/25/2020	3.923	4.672	5.325	4.773	18.692
708	8/25/2020	1.097	1.445	2.013	1.791	6.346
709	8/25/2020	2.503	2.638	2.892	3.022	11.056
710	8/25/2020	1.485	2.875	2.799	3.358	10.517
711	8/25/2020	3.748	4.062	4.269	4.176	16.256
712	8/25/2020	1.322	1.259	1.209	2.001	5.791
713	8/25/2020	2.328	2.624	3.128	3.804	11.884
714	8/25/2020	1.060	1.067	0.908	0.879	3.914
715	8/25/2020	0.924	1.003	1.283	0.960	4.170
716	8/25/2020	1.825	2.049	2.021	1.961	7.856
717	8/25/2020	1.538	2.029	2.334	1.613	7.514
718	8/25/2020	2.897	3.502	3.482	3.559	13.440
719	8/25/2020	3.743	3.000	2.642	2.813	12.198
720	8/25/2020	0.844	1.330	1.578	1.320	5.072
721	8/25/2020	3.004	3.100	3.157	3.297	12.558
722	8/25/2020	2.213	2.574	2.267	3.142	10.195
723	8/25/2020	2.178	2.770	2.569	2.797	10.315
724	8/25/2020	1.316	1.916	2.148	2.464	7.844
725	8/25/2020	0.205	0.406	0.213	0.199	1.023
726	8/25/2020	1.791	0.980	0.678	0.860	4.309
727	8/25/2020	1.379	1.884	1.793	1.972	7.028
728	8/25/2020	2.205	2.241	2.303	2.353	9.102
729	8/25/2020	0.961	1.445	1.276	1.541	5.223
730	8/25/2020	2.044	2.452	2.810	3.089	10.395
731	8/25/2020	1.065	1.122	0.896	0.755	3.837
732	8/25/2020	5.621	5.630	5.387	5.760	22.399
733	8/25/2020	1.393	1.747	1.445	1.252	5.838
734	8/25/2020	0.700	1.272	1.086	0.590	3.648
735	8/25/2020	5.025	4.641	4.040	3.178	16.884
736	8/25/2020	2.170	2.842	2.570	3.327	10.908
737	8/25/2020	2.002	2.295	1.745	1.457	7.500
738	8/25/2020	1.249	1.015	1.234	1.356	4.854
739	8/25/2020	1.734	1.796	2.368	2.772	8.670
740	8/25/2020	1.823	1.868	2.544	2.270	8.505
741	8/25/2020	3.843	3.856	3.578	3.977	15.255
742	8/25/2020	5.122	5.072	5.502	5.394	21.091
743	8/25/2020	1.417	1.575	1.566	1.614	6.172
744	8/25/2020	1.168	1.333	1.298	2.022	5.822

Duke Energy Kentucky
Peak Time Rebate Pilot Program

Customer	Event	Baseline Usage Hour Ending				Total
		4:00	5:00	6:00	7:00	
745	8/25/2020	2.208	2.291	2.396	2.521	9.416
746	8/25/2020	4.098	3.551	3.811	3.856	15.316
747	8/25/2020	1.600	1.612	1.499	1.620	6.332
748	8/25/2020	5.948	5.544	5.063	5.840	22.395
749	8/25/2020	1.001	1.058	1.019	1.527	4.606
750	8/25/2020	2.811	2.739	2.574	3.151	11.274
751	8/25/2020	2.807	3.057	3.015	3.753	12.632
752	8/25/2020	5.167	5.685	5.599	6.195	22.647
753	8/25/2020	1.237	1.616	1.931	1.754	6.538
754	8/25/2020	3.506	3.857	3.519	3.829	14.712
755	8/25/2020	2.715	2.836	2.671	2.691	10.912
756	8/25/2020	1.455	1.384	1.139	0.849	4.826
757	8/25/2020	2.534	2.544	3.048	3.300	11.426
758	8/25/2020	3.652	4.162	3.720	3.694	15.228
759	8/25/2020	1.071	1.144	0.929	1.113	4.257
760	8/25/2020	1.756	1.905	2.121	2.090	7.871
761	8/25/2020	3.650	4.244	5.097	4.533	17.523
762	8/25/2020	1.077	1.296	1.155	1.679	5.207
763	8/25/2020	0.562	0.355	0.498	0.427	1.842
764	8/25/2020	3.239	3.300	3.180	3.201	12.920
765	8/25/2020	4.053	4.242	4.433	4.966	17.693
766	8/25/2020	2.021	1.994	1.865	1.907	7.787
767	8/25/2020	1.035	1.093	1.045	1.127	4.300
768	8/25/2020	1.613	1.917	2.537	1.668	7.734
769	8/25/2020	3.937	3.827	4.071	4.222	16.058
770	8/25/2020	1.807	1.915	2.185	2.003	7.910
771	8/25/2020	0.385	0.231	0.728	0.418	1.762
772	8/25/2020	1.002	1.338	1.743	1.530	5.613
773	8/25/2020	1.824	1.910	1.874	2.069	7.677
774	8/25/2020	1.241	1.855	1.644	1.307	6.047
775	8/25/2020	0.674	1.339	1.766	1.159	4.937
776	8/25/2020	2.821	3.127	2.911	2.950	11.810
777	8/25/2020	4.221	4.068	3.969	3.873	16.131
778	8/25/2020	2.320	2.658	2.558	2.686	10.222
779	8/25/2020	2.081	2.704	2.139	2.167	9.091
780	8/25/2020	0.697	1.020	0.633	0.729	3.080
781	8/25/2020	3.252	3.575	2.967	3.116	12.910
782	8/25/2020	3.345	3.587	3.981	3.886	14.800
783	8/25/2020	2.303	2.278	1.976	2.280	8.836
784	8/25/2020	1.429	1.417	1.208	1.387	5.441
785	8/25/2020	4.255	4.267	5.107	4.767	18.396
786	8/25/2020	0.273	0.318	0.376	0.458	1.426
787	8/25/2020	1.033	1.059	1.156	1.125	4.373
788	8/25/2020	2.901	2.977	2.620	2.848	11.346
789	8/25/2020	2.356	2.555	3.375	4.125	12.411
790	8/25/2020	1.343	1.454	1.030	1.184	5.011
791	8/25/2020	1.042	1.058	1.199	1.574	4.874
792	8/25/2020	0.904	0.939	1.309	1.312	4.465
793	8/25/2020	1.879	1.872	1.865	1.902	7.517
794	8/25/2020	2.872	3.101	3.466	3.237	12.675
795	8/25/2020	1.754	1.938	1.944	2.175	7.810
796	8/25/2020	1.648	1.524	1.560	1.560	6.292
797	8/25/2020	0.161	0.156	0.349	0.556	1.222
798	8/25/2020	1.026	1.075	1.030	1.031	4.162
799	8/25/2020	0.532	1.098	1.883	1.808	5.321
800	8/25/2020	1.247	1.430	1.527	1.732	5.936
801	8/25/2020	1.507	2.741	2.471	2.387	9.106
802	8/25/2020	1.639	1.635	2.083	2.165	7.522
803	8/25/2020	0.300	0.342	0.324	0.316	1.282
804	8/25/2020	1.030	1.132	1.804	1.679	5.645
805	8/25/2020	1.674	2.212	2.226	2.814	8.926
806	8/25/2020	0.760	0.653	0.693	0.711	2.817

Duke Energy Kentucky
Peak Time Rebate Pilot Program

Customer	Event	Baseline Usage Hour Ending				Total
		4:00	5:00	6:00	7:00	
807	8/25/2020	2.502	2.634	2.547	2.769	10.453
808	8/25/2020	1.913	0.837	2.144	2.369	7.263
809	8/25/2020	0.360	0.389	0.161	0.191	1.102
810	8/25/2020	2.120	1.958	2.126	2.478	8.682
811	8/25/2020	0.698	0.811	1.467	1.593	4.569
812	8/25/2020	0.826	0.776	1.470	1.530	4.602
813	8/25/2020	2.645	2.867	2.936	3.369	11.818
814	8/25/2020	1.860	1.727	1.432	1.670	6.689
815	8/25/2020	3.764	3.713	3.613	3.323	14.413
816	8/25/2020	4.127	3.146	3.185	4.445	14.903
817	8/25/2020	2.529	2.547	2.060	1.729	8.866
818	8/25/2020	3.254	3.471	3.721	4.277	14.722
819	8/25/2020	0.756	0.849	0.927	0.943	3.475
820	8/25/2020	1.313	1.275	1.341	1.464	5.393
821	8/25/2020	3.330	3.010	3.018	3.487	12.845
822	8/25/2020	2.793	2.738	2.904	3.218	11.652
823	8/25/2020	1.452	1.450	1.507	1.592	6.000
824	8/25/2020	2.872	3.183	3.351	2.829	12.235
825	8/25/2020	3.387	3.538	3.044	3.177	13.146
826	8/25/2020	2.136	2.390	2.346	2.679	9.551
827	8/25/2020	2.460	2.538	2.116	2.899	10.013
828	8/25/2020	2.465	2.524	2.995	2.630	10.613
829	8/25/2020	3.224	3.396	3.310	3.796	13.726
830	8/25/2020	2.881	3.067	2.614	4.152	12.713
831	8/25/2020	1.995	1.966	1.541	1.639	7.142
832	8/25/2020	1.101	1.086	1.416	1.538	5.141
833	8/25/2020	2.647	3.429	2.690	2.811	11.577
834	8/25/2020	0.197	0.203	0.702	0.672	1.774
835	8/25/2020	3.238	3.847	4.003	4.831	15.919
836	8/25/2020	2.109	2.136	1.990	1.868	8.103
837	8/25/2020	2.794	2.868	2.542	3.614	11.818
838	8/25/2020	1.856	1.895	1.962	2.136	7.849
839	8/25/2020	3.539	3.607	4.677	3.770	15.593
840	8/25/2020	3.722	3.675	3.522	3.703	14.622
841	8/25/2020	2.082	2.208	2.713	3.140	10.143
842	8/25/2020	0.934	0.684	1.613	1.299	4.530
843	8/25/2020	1.774	2.470	2.995	2.761	10.000
844	8/25/2020	0.730	0.861	0.843	0.892	3.326
845	8/25/2020	1.836	2.061	1.994	1.852	7.744
846	8/25/2020	0.418	0.282	0.364	0.555	1.618
847	8/25/2020	2.329	2.857	2.922	2.766	10.875
848	8/25/2020	0.496	0.575	0.768	0.957	2.797
849	8/25/2020	1.391	1.756	2.066	2.374	7.587
850	8/25/2020	0.902	0.873	0.711	0.835	3.321
851	8/25/2020	3.267	4.485	4.034	4.463	16.250
852	8/25/2020	0.871	0.872	1.042	1.366	4.152
853	8/25/2020	0.681	0.726	0.776	0.823	3.006
854	8/25/2020	1.557	1.497	1.639	1.496	6.188
855	8/25/2020	1.113	1.284	1.434	1.223	5.054
856	8/25/2020	2.970	5.009	5.078	5.021	18.078
857	8/25/2020	0.197	0.166	0.145	0.281	0.789
858	8/25/2020	2.902	2.886	2.929	3.144	11.861
859	8/25/2020	4.118	4.559	4.738	4.949	18.364
860	8/25/2020	3.372	2.899	2.646	2.810	11.727
861	8/25/2020	0.801	0.828	0.745	0.852	3.227
862	8/25/2020	1.123	1.218	1.430	1.945	5.717
863	8/25/2020	0.397	0.549	0.755	0.810	2.511
864	8/25/2020	3.119	4.033	3.909	5.409	16.470
865	8/25/2020	3.410	3.875	4.231	5.310	16.826
866	8/25/2020	0.291	0.487	0.402	0.294	1.473
867	8/25/2020	4.765	4.471	4.602	4.351	18.190
868	8/25/2020	4.075	4.400	4.598	4.528	17.601

Duke Energy Kentucky
Peak Time Rebate Pilot Program

Customer	Event	Baseline Usage Hour Ending				Total
		4:00	5:00	6:00	7:00	
869	8/25/2020	4.586	4.090	4.282	4.767	17.725
870	8/25/2020	0.571	0.518	0.678	0.629	2.396
871	8/25/2020	0.867	0.907	0.956	1.007	3.737
872	8/25/2020	2.542	3.263	2.787	3.010	11.602
873	8/25/2020	1.906	1.620	1.151	1.487	6.164
874	8/25/2020	4.714	4.913	5.323	6.108	21.058
875	8/25/2020	2.562	3.769	4.144	4.022	14.496
876	8/25/2020	1.060	1.477	1.701	1.711	5.949
877	8/25/2020	3.038	3.201	3.213	3.350	12.802
878	8/25/2020	1.834	1.976	2.195	2.443	8.447
879	8/25/2020	0.663	1.064	1.982	2.130	5.838
880	8/25/2020	0.708	1.186	1.231	1.012	4.137
881	8/25/2020	2.431	2.249	2.971	3.119	10.771
882	8/25/2020	0.911	1.132	1.500	1.258	4.801
883	8/25/2020	3.854	3.803	3.830	3.873	15.361
884	8/25/2020	2.013	1.113	1.257	2.219	6.602
885	8/25/2020	2.160	1.866	1.948	1.637	7.611
886	8/25/2020	2.330	2.645	2.760	2.877	10.613
887	8/25/2020	2.462	2.830	3.257	4.102	12.652
888	8/25/2020	0.932	1.018	0.969	1.012	3.931
889	8/25/2020	2.994	2.715	2.628	2.685	11.023
890	8/25/2020	2.348	2.285	2.392	2.219	9.244
891	8/25/2020	3.685	3.696	3.648	3.699	14.727
892	8/25/2020	0.814	1.370	1.616	1.881	5.682
893	8/25/2020	0.739	1.246	1.323	1.254	4.562
894	8/25/2020	2.574	2.655	2.665	3.084	10.978
895	8/25/2020	1.178	0.920	0.902	1.006	4.006
896	8/25/2020	1.127	1.728	1.873	1.812	6.539
897	8/25/2020	1.379	1.652	1.920	1.862	6.813
898	8/25/2020	0.899	1.066	1.264	1.347	4.577
899	8/25/2020	1.619	1.659	1.749	2.127	7.154
1	8/26/2020	6.27	4.504	4.706	2.262	17.742
2	8/26/2020	1.065	2.089	1.914	1.006	6.074
3	8/26/2020	3.078	3.285	3.621	3.736	13.720
4	8/26/2020	2.641	3.104	2.566	2.451	10.762
5	8/26/2020	0.663	0.622	0.706	0.727	2.718
6	8/26/2020	4.235	6.684	5.741	4.925	21.585
7	8/26/2020	1.433	2.766	2.736	2.674	9.609
8	8/26/2020	2.893	2.806	2.75	2.219	10.668
9	8/26/2020	1.025	1.039	1.018	2.107	5.189
10	8/26/2020	3.993	2.843	3.731	3.315	13.882
11	8/26/2020	3.013	3.909	3.492	3.487	13.901
12	8/26/2020	3.269	3.22	3.273	3.232	12.994
13	8/26/2020	0.764	0.9	2.144	0.701	4.509
14	8/26/2020	2.842	2.691	2.739	4.858	13.130
15	8/26/2020	2.032	2.255	2.735	1.571	8.593
16	8/26/2020	1.913	1.646	2.041	2.011	7.611
17	8/26/2020	1.759	1.971	2.045	3.171	8.946
18	8/26/2020	1.133	1.491	1.538	3.11	7.272
19	8/26/2020	1.972	2.11	1.737	2.276	8.095
20	8/26/2020	2.084	1.306	3.451	2.593	9.434
21	8/26/2020	2.739	2.736	3.748	2.468	11.691
22	8/26/2020	4.177	4.65	4.843	4.337	18.007
23	8/26/2020	4.389	4.928	4.417	3.845	17.579
24	8/26/2020	5.046	3.373	2.091	2.036	12.546
25	8/26/2020	4.116	3.885	2.615	2.095	12.711
26	8/26/2020	3.622	4.515	5.559	3.467	17.163
27	8/26/2020	6.505	7.187	7.262	5.671	26.625
28	8/26/2020	2.976	3.406	2.751	2.808	11.941
29	8/26/2020	0.533	0.495	0.519	1.333	2.880
30	8/26/2020	1.533	0.606	1.421	1.306	4.866

Duke Energy Kentucky
Peak Time Rebate Pilot Program

Customer	Event	Baseline Usage Hour Ending				Total
		4:00	5:00	6:00	7:00	
31	8/26/2020	3.412	2.301	3.407	2.337	11.457
32	8/26/2020	4.512	4.354	4.808	4.676	18.350
33	8/26/2020	6.901	8.186	8.389	11.008	34.484
34	8/26/2020	4.457	2.998	2.83	2.128	12.413
35	8/26/2020	0.343	0.394	0.244	0.668	1.649
36	8/26/2020	2.513	2.112	0.725	0.612	5.962
37	8/26/2020	1.869	2.96	3.887	3.217	11.933
38	8/26/2020	2.496	2.153	3.199	2.654	10.502
39	8/26/2020	2.45	2.45	2.405	2.584	9.889
40	8/26/2020	1.653	4.793	4.729	4.809	15.984
41	8/26/2020	3.555	2.633	2.441	2.48	11.109
42	8/26/2020	3.674	0.575	1.601	1.12	6.970
43	8/26/2020	1.729	0.496	0.559	0.457	3.241
44	8/26/2020	0.948	1.111	0.851	0.806	3.716
45	8/26/2020	0.299	0.317	0.164	0.178	0.958
46	8/26/2020	2.658	2.759	3.443	3.262	12.122
47	8/26/2020	5.153	3.988	3.312	3.104	15.557
48	8/26/2020	2.311	2.429	1.961	3.633	10.334
49	8/26/2020	5.891	6.097	5.827	4.835	22.650
50	8/26/2020	0.076	0.119	0.276	0.292	0.763
51	8/26/2020	2.653	1.954	1.89	1.838	8.335
52	8/26/2020	2.834	4.165	2.995	2.24	12.234
53	8/26/2020	0.952	0.597	0.294	0.569	2.412
54	8/26/2020	6.361	8.061	6.501	5.551	26.474
55	8/26/2020	2.885	2.481	4.767	1.038	11.171
56	8/26/2020	0.844	1.104	1.213	1.097	4.258
57	8/26/2020	2.158	2.263	1.942	2.264	8.627
58	8/26/2020	1.99	2.087	2.182	2.65	8.909
59	8/26/2020	0.231	0.361	0.691	0.551	1.834
60	8/26/2020	0.053	0.054	0.56	2.092	2.759
61	8/26/2020	1.964	1.14	1.136	1.538	5.778
62	8/26/2020	2.472	2.575	2.165	2.441	9.653
63	8/26/2020	3.002	2.036	3.564	3.869	12.471
64	8/26/2020	4.097	3.84	3.556	4.62	16.113
65	8/26/2020	0.893	1.393	2.155	3.233	7.674
66	8/26/2020	1.689	3.358	2.43	2.436	9.913
67	8/26/2020	1.81	1.658	1.946	2.388	7.802
68	8/26/2020	2.194	2.784	5.892	3.714	14.584
69	8/26/2020	1.25	1.222	1.264	1.211	4.947
70	8/26/2020	1.061	1.53	2.351	2.103	7.045
71	8/26/2020	0.775	0.766	0.883	0.798	3.222
72	8/26/2020	4.148	4.505	5.493	3.605	17.751
73	8/26/2020	1.62	1.409	1.509	1.7	6.238
74	8/26/2020	0.49	1.999	0.528	0.385	3.402
75	8/26/2020	0.164	0.508	1.419	0.179	2.270
76	8/26/2020	2.76	2.817	2.787	2.627	10.991
77	8/26/2020	1.972	1.241	3.505	3.748	10.466
78	8/26/2020	6.383	8.902	6.403	8.709	30.397
79	8/26/2020	2.245	2.297	2.208	2.327	9.077
80	8/26/2020	3.99	2.15	2.103	2.852	11.095
81	8/26/2020	0.615	1.18	1.762	0.312	3.869
82	8/26/2020	0.781	0.711	0.111	0.616	2.219
83	8/26/2020	4.002	4.17	4.633	4.228	17.033
84	8/26/2020	1.127	1.18	1.49	1.006	4.803
85	8/26/2020	3.799	0.907	1.113	0.941	6.760
86	8/26/2020	2.266	2.281	2.24	2.351	9.138
87	8/26/2020	1.225	1.178	1.001	0.276	3.680
88	8/26/2020	2.601	2.601	2.594	2.563	10.359
89	8/26/2020	3.6	3.442	4.195	3.127	14.364
90	8/26/2020	2.149	2.086	1.759	1.696	7.690
91	8/26/2020	3.417	3.464	3.452	3.338	13.671
92	8/26/2020	4.041	3.627	4.396	4.225	16.289

Duke Energy Kentucky
Peak Time Rebate Pilot Program

Customer	Event	Baseline Usage Hour Ending				Total
		4:00	5:00	6:00	7:00	
93	8/26/2020	1.041	1.348	1.694	3.957	8.040
94	8/26/2020	1.895	1.566	0.976	3.564	8.001
95	8/26/2020	2.278	3.782	2.703	2.429	11.192
96	8/26/2020	4.663	3.094	0.301	3.02	11.078
97	8/26/2020	2.989	2.853	2.348	2.987	11.177
98	8/26/2020	0.757	2.608	4.12	3.15	10.635
99	8/26/2020	4.018	4.404	4.385	4.495	17.302
100	8/26/2020	4.64	0.586	0.931	5.703	11.860
101	8/26/2020	3.926	4.182	5.976	7.15	21.234
102	8/26/2020	2.726	1.121	0.815	0.867	5.529
103	8/26/2020	2.226	1.784	2.421	1.937	8.368
104	8/26/2020	1.051	1.346	1.346	1.687	5.430
105	8/26/2020	5.506	5.585	5.133	4.742	20.966
106	8/26/2020	3.292	3.166	3.551	3.519	13.528
107	8/26/2020	2.47	2.105	1.626	2.338	8.539
108	8/26/2020	1.202	1.126	1.098	1.043	4.469
109	8/26/2020	1.401	1.361	1.404	1.416	5.582
110	8/26/2020	4.401	4.435	3.795	3.261	15.892
111	8/26/2020	0.237	0.473	0.527	1.257	2.494
112	8/26/2020	1.163	0.594	0.589	0.619	2.965
113	8/26/2020	3.966	4.166	2.187	3.549	13.868
114	8/26/2020	2.082	1.939	2.449	2.527	8.997
115	8/26/2020	2.068	2.095	2.14	1.956	8.259
116	8/26/2020	0.991	0.58	2.177	1.231	4.979
117	8/26/2020	0.72	1.033	1.067	0.855	3.675
118	8/26/2020	1.617	1.706	1.569	3.011	7.903
119	8/26/2020	3.156	6.494	3.996	2.064	15.710
120	8/26/2020	1.303	1.913	3.101	1.466	7.783
121	8/26/2020	0.299	0.228	0.267	5.409	6.203
122	8/26/2020	5.193	5.308	5.115	5.499	21.115
123	8/26/2020	1.595	1.888	2.135	1.497	7.115
124	8/26/2020	2.774	3.111	2.512	2.308	10.705
125	8/26/2020	1.782	1.631	2.327	3.887	9.627
126	8/26/2020	0.941	0.789	0.888	0.799	3.417
127	8/26/2020	1.896	2.053	3.201	1.537	8.687
128	8/26/2020	3.188	3.199	3.051	3.095	12.533
129	8/26/2020	3.683	4.05	4.291	3.16	15.184
130	8/26/2020	1.471	1.318	1.092	1.016	4.897
131	8/26/2020	4.473	2.386	1.591	1.625	10.075
132	8/26/2020	0.922	1.753	1.95	0.619	5.244
133	8/26/2020	0.695	0.693	0.794	1.036	3.218
134	8/26/2020	2.337	2.521	2.396	2.339	9.593
135	8/26/2020	1.825	4.704	4.846	4.342	15.717
136	8/26/2020	2.583	3.191	2.655	3.214	11.643
137	8/26/2020	2.241	2.104	2.924	2.316	9.585
138	8/26/2020	3.527	2.934	3.4	3.435	13.296
139	8/26/2020	3.923	3.95	3.915	3.775	15.563
140	8/26/2020	1.991	3.427	4.586	3.975	13.979
141	8/26/2020	1.838	3.442	2.174	0.556	8.010
142	8/26/2020	2.94	1.146	3.19	4.1	11.376
143	8/26/2020	0.078	0.039	0.078	0.061	0.256
144	8/26/2020	2.009	2.157	1.45	1.446	7.062
145	8/26/2020	0.616	0.302	0.84	0.933	2.691
146	8/26/2020	1.417	2.993	3.19	1.991	9.591
147	8/26/2020	2.217	2.389	2.406	2.194	9.206
148	8/26/2020	1.839	3.638	3.792	1.833	11.102
149	8/26/2020	4.403	4.31	4.327	4.313	17.353
150	8/26/2020	2.338	2.379	2.308	2.425	9.450
151	8/26/2020	5.716	4.705	4.461	4.171	19.053
152	8/26/2020	6.514	5.154	3.526	3.06	18.254
153	8/26/2020	1.132	1.414	1.423	1.197	5.166
154	8/26/2020	1.857	2.476	2.645	2.65	9.628

Duke Energy Kentucky
Peak Time Rebate Pilot Program

Customer	Event	Baseline Usage Hour Ending				Total
		4:00	5:00	6:00	7:00	
155	8/26/2020	0.32	0.322	0.961	0.976	2.579
156	8/26/2020	0.117	0.309	0.441	0.909	1.776
157	8/26/2020	1.842	2.228	1.985	2.179	8.234
158	8/26/2020	1.539	1.578	1.5	1.481	6.098
159	8/26/2020	2.955	3.588	2.523	3.635	12.701
160	8/26/2020	0.109	0.26	0.269	1.943	2.581
161	8/26/2020	2.754	1.614	1.648	1.721	7.737
162	8/26/2020	1.465	1.466	1.542	1.557	6.030
163	8/26/2020	1.228	1.109	1.082	1.012	4.431
164	8/26/2020	3.908	3.673	3.792	3.784	15.157
165	8/26/2020	0.207	0.208	0.208	0.209	0.832
166	8/26/2020	2.9	2.888	2.707	2.655	11.150
167	8/26/2020	0.972	0.807	1.656	1.568	5.003
168	8/26/2020	4.654	4.571	4.899	3.987	18.111
169	8/26/2020	0.683	0.836	1.169	0.999	3.687
170	8/26/2020	1.705	1.708	0.947	1.247	5.607
171	8/26/2020	4.34	3.884	3.373	3.387	14.984
172	8/26/2020	3.104	3.404	2.972	2.726	12.206
173	8/26/2020	5.625	6.999	5.034	4.519	22.177
174	8/26/2020	2.106	2.805	1.924	1.591	8.426
175	8/26/2020	0.976	1.209	1.225	1.981	5.391
176	8/26/2020	2.311	2.618	1.914	1.911	8.754
177	8/26/2020	1.775	3.331	2.222	2.267	9.595
178	8/26/2020	3.644	3.663	3.609	3.508	14.424
179	8/26/2020	1.489	0.924	0.909	1.075	4.397
180	8/26/2020	4.255	4.32	4.174	4.014	16.763
181	8/26/2020	1.378	1.43	1.599	1.781	6.188
182	8/26/2020	0.132	0.799	4.299	1.645	6.875
183	8/26/2020	0.862	0.676	0.62	0.59	2.748
184	8/26/2020	1.807	2.376	2.311	1.989	8.483
185	8/26/2020	0.669	1.241	0.979	1.729	4.618
186	8/26/2020	5.381	5.427	5.383	5.201	21.392
187	8/26/2020	4.815	4.521	3.536	3.166	16.038
188	8/26/2020	1.964	2.506	2.954	4.034	11.458
189	8/26/2020	1.106	0.042	1.529	2.108	4.785
190	8/26/2020	1.02	1.128	1.074	1.926	5.148
191	8/26/2020	2.281	1.152	0.98	1.018	5.431
192	8/26/2020	1.834	1.54	1.721	2.288	7.383
193	8/26/2020	5.505	7.376	7.067	6.057	26.005
194	8/26/2020	2.826	2.749	2.545	2.519	10.639
195	8/26/2020	1.48	3.779	3.746	1.759	10.764
196	8/26/2020	4.579	4.486	6.361	5.017	20.443
197	8/26/2020	0.376	1.804	1.824	2.572	6.576
198	8/26/2020	2.096	2.523	2.775	2.787	10.181
199	8/26/2020	1.247	1.242	1.063	1.028	4.580
200	8/26/2020	2.864	2.681	3.197	3.072	11.814
201	8/26/2020	1.543	0.958	0.845	1.498	4.844
202	8/26/2020	1.465	1.61	1.865	1.894	6.834
203	8/26/2020	5.63	2.936	2.176	2.604	13.346
204	8/26/2020	2.39	1.823	3.032	2.164	9.409
205	8/26/2020	4.368	4.353	3.993	4.204	16.918
206	8/26/2020	0.312	0.304	0.278	0.292	1.186
207	8/26/2020	1.277	1.335	1.115	1.241	4.968
208	8/26/2020	2.411	2.437	3.208	3.544	11.600
209	8/26/2020	2.358	2.206	2.403	2.633	9.600
210	8/26/2020	2.478	2.61	2.975	3.119	11.182
211	8/26/2020	2.447	2.07	1.998	1.842	8.357
212	8/26/2020	2.515	3.325	3.62	3.326	12.786
213	8/26/2020	1.221	1.216	1.24	1.256	4.933
214	8/26/2020	2.082	2.373	2.702	2.757	9.914
215	8/26/2020	1.003	1.329	1.085	1.206	4.623
216	8/26/2020	0.649	2.034	1.908	1.991	6.582

Duke Energy Kentucky
Peak Time Rebate Pilot Program

Customer	Event	Baseline Usage Hour Ending				Total
		4:00	5:00	6:00	7:00	
217	8/26/2020	1.978	1.857	1.86	2.081	7.776
218	8/26/2020	1.759	2.703	2.72	2.2	9.382
219	8/26/2020	2.355	2.119	2.119	2.35	8.943
220	8/26/2020	1.403	3.738	2.1	2.95	10.191
221	8/26/2020	2.301	2.192	2.799	2.278	9.570
222	8/26/2020	2.054	2.08	2.441	2.104	8.679
223	8/26/2020	3.539	3.008	3.083	4.184	13.814
224	8/26/2020	2.719	2.668	2.774	2.875	11.036
225	8/26/2020	4.069	3.975	4.543	4.045	16.632
226	8/26/2020	5.547	1.612	3.563	3.875	14.597
227	8/26/2020	2.238	1.972	3.7	2.201	10.111
228	8/26/2020	1.283	1.356	1.338	1.488	5.465
229	8/26/2020	3.189	3.179	3.252	3.037	12.657
230	8/26/2020	1.509	1.53	1.511	1.497	6.047
231	8/26/2020	2.543	2.957	2.735	2.94	11.175
232	8/26/2020	1.632	1.331	1.801	1.74	6.504
233	8/26/2020	1.4	2.087	2.064	1.497	7.048
234	8/26/2020	1.723	1.709	1.841	2.338	7.611
235	8/26/2020	1.711	1.466	1.461	1.103	5.741
236	8/26/2020	1.427	1.512	1.402	1.013	5.354
237	8/26/2020	2.865	2.419	2.505	2.334	10.123
238	8/26/2020	0.6	3.269	3.96	4.021	11.850
239	8/26/2020	1.858	1.811	3.686	3.037	10.392
240	8/26/2020	0.328	0.4	0.606	0.539	1.873
241	8/26/2020	1.36	1.316	1.479	1.121	5.276
242	8/26/2020	2.923	3.198	3.36	2.705	12.186
243	8/26/2020	1.34	1.397	1.516	2.129	6.382
244	8/26/2020	1.295	2.133	0.356	0.077	3.861
245	8/26/2020	2.678	1.458	3.11	1.874	9.120
246	8/26/2020	0.947	1.323	1.546	1.218	5.034
247	8/26/2020	1.773	1.76	1.734	2.055	7.322
248	8/26/2020	4.361	4.534	4.478	4.522	17.895
249	8/26/2020	0.288	1.035	1.168	1.151	3.642
250	8/26/2020	1.748	1.774	1.885	1.918	7.325
251	8/26/2020	2.575	0.83	1.165	1.033	5.603
252	8/26/2020	4.011	3.146	0.948	1.763	9.868
253	8/26/2020	2.856	2.289	2.082	2.166	9.393
254	8/26/2020	4.127	4.859	4.518	4.029	17.533
255	8/26/2020	0.318	2.204	2.895	1.967	7.384
256	8/26/2020	1.874	1.252	1.846	1.699	6.671
257	8/26/2020	0.284	0.298	0.46	0.293	1.335
258	8/26/2020	1.552	1.635	1.755	1.409	6.351
259	8/26/2020	3.064	2.91	2.846	3.358	12.178
260	8/26/2020	6.617	6.106	9.517	7.558	29.798
261	8/26/2020	3.205	6.305	4.93	5.009	19.449
262	8/26/2020	1.281	1.57	1.629	1.413	5.893
263	8/26/2020	0.212	0.502	0.387	0.302	1.403
264	8/26/2020	7.37	4.493	4.132	4.087	20.082
265	8/26/2020	4.063	5.408	3.972	3.423	16.866
266	8/26/2020	3.433	3.363	2.251	2.245	11.292
267	8/26/2020	1.794	2.014	2.026	1.858	7.692
268	8/26/2020	3.945	3.338	2.155	3.323	12.761
269	8/26/2020	0.445	1.135	0.367	0.525	2.472
270	8/26/2020	1.862	2.115	2.132	2.063	8.172
271	8/26/2020	2.403	3.23	1.523	3.219	10.375
272	8/26/2020	0.837	1.124	1.141	0.763	3.865
273	8/26/2020	2.771	2.256	1.802	2.196	9.025
274	8/26/2020	3.45	3.035	3.422	3.831	13.738
275	8/26/2020	5.143	5.225	5.1	4.561	20.029
276	8/26/2020	2.239	2.376	2.379	4.476	11.470
277	8/26/2020	3.014	1.955	1.254	2.608	8.831
278	8/26/2020	0.446	0.664	1.972	0.987	4.069

Duke Energy Kentucky
Peak Time Rebate Pilot Program

Customer	Event	Baseline Usage Hour Ending				Total
		4:00	5:00	6:00	7:00	
279	8/26/2020	2.472	2.509	1.226	3.041	9.248
280	8/26/2020	3.462	2.34	2.021	2.836	10.659
281	8/26/2020	3.344	3.273	5.587	3.405	15.609
282	8/26/2020	3.491	2.323	1.829	1.87	9.513
283	8/26/2020	2.21	1.539	1.885	1.754	7.388
284	8/26/2020	1.817	1.856	3.736	3.941	11.350
285	8/26/2020	2.519	2.967	3.61	3.717	12.813
286	8/26/2020	1.958	1.385	0.934	1.249	5.526
287	8/26/2020	1.551	1.958	1.575	1.889	6.973
288	8/26/2020	1.476	1.364	1.461	1.593	5.894
289	8/26/2020	1.586	1.553	1.451	1.381	5.971
290	8/26/2020	1.127	1.283	1.657	1.269	5.336
291	8/26/2020	2.504	2.552	3.383	2.051	10.490
292	8/26/2020	2.33	2.76	3.742	2.434	11.266
293	8/26/2020	2.689	1.243	2.87	2.464	9.266
294	8/26/2020	1.14	0.999	0.793	0.587	3.519
295	8/26/2020	1.326	4.184	2.169	3.029	10.708
296	8/26/2020	2.824	2.779	2.42	1.988	10.011
297	8/26/2020	2.074	1.896	1.929	2.881	8.780
298	8/26/2020	1.025	1.314	1.023	2.641	6.003
299	8/26/2020	1.215	1.185	1.209	0.82	4.429
300	8/26/2020	0.446	1.111	0.95	1.387	3.894
301	8/26/2020	4.26	3.815	2.526	2.08	12.681
302	8/26/2020	1.429	1.475	1.399	1.396	5.699
303	8/26/2020	0.753	0.925	0.9	0.923	3.501
304	8/26/2020	2.788	2.718	2.746	2.852	11.104
305	8/26/2020	0.462	0.558	3.433	1.881	6.334
306	8/26/2020	1.881	1.992	2.007	1.776	7.656
307	8/26/2020	1.694	1.642	0.774	0.867	4.977
308	8/26/2020	0.289	0.978	0.881	0.929	3.077
309	8/26/2020	0.92	0.801	1.218	1.069	4.008
310	8/26/2020	2.769	2.636	2.362	2.317	10.084
311	8/26/2020	3.558	3.647	4.102	9.039	20.346
312	8/26/2020	1.099	1.058	1.125	0.804	4.086
313	8/26/2020	2.645	2.851	2.789	2.761	11.046
314	8/26/2020	3.092	4.681	1.472	5.021	14.266
315	8/26/2020	1.998	2.799	1.443	1.355	7.595
316	8/26/2020	2.783	3.96	3.006	2.766	12.515
317	8/26/2020	3.245	3.439	3.563	2.63	12.877
318	8/26/2020	1.132	0.991	1.71	4.941	8.774
319	8/26/2020	1.643	2.017	2.381	1.825	7.866
320	8/26/2020	3.759	3.683	3.695	3.781	14.918
321	8/26/2020	0.796	1.199	0.774	0.928	3.697
322	8/26/2020	0.954	0.95	0.972	0.969	3.845
323	8/26/2020	1.163	1	0.581	0.701	3.445
324	8/26/2020	3.454	3.454	5.963	5.612	18.483
325	8/26/2020	3.403	3.471	5.99	4.026	16.890
326	8/26/2020	6.475	3.961	5.778	4.163	20.377
327	8/26/2020	1.123	1.076	1.706	1.436	5.341
328	8/26/2020	2.452	1.264	1.739	1.645	7.100
329	8/26/2020	5.831	6.183	3.541	3.259	18.814
330	8/26/2020	2.371	2.525	2.53	2.451	9.877
331	8/26/2020	3.812	4.106	4.47	3.382	15.770
332	8/26/2020	3.265	3.836	3.327	2.431	12.859
333	8/26/2020	1.185	1.104	1.991	2.06	6.340
334	8/26/2020	2.855	2.902	2.871	2.861	11.489
335	8/26/2020	3.394	1.428	1.521	1.452	7.795
336	8/26/2020	0.113	0.643	0.698	0.775	2.229
337	8/26/2020	1.442	1.432	1.184	0.871	4.929
338	8/26/2020	0.933	0.848	0.531	0.837	3.149
339	8/26/2020	2.928	2.75	2.782	2.778	11.238
340	8/26/2020	0.235	1.765	2.129	1.282	5.411

Duke Energy Kentucky
Peak Time Rebate Pilot Program

Customer	Event	Baseline Usage Hour Ending				Total
		4:00	5:00	6:00	7:00	
341	8/26/2020	2.073	3.173	4.748	3.042	13.036
342	8/26/2020	2.419	2.494	0.227	0.924	6.064
343	8/26/2020	1.92	1.953	2.178	2.541	8.592
344	8/26/2020	2.606	2.487	2.692	4.527	12.312
345	8/26/2020	1.059	1.124	0.767	1.086	4.036
346	8/26/2020	3.451	3.443	3.095	4.543	14.532
347	8/26/2020	2.695	2.342	2.98	3.675	11.692
348	8/26/2020	0.22	0.772	0.787	0.081	1.860
349	8/26/2020	0.73	1.174	1.176	0.821	3.901
350	8/26/2020	4.178	4.102	4.028	3.869	16.177
351	8/26/2020	1.187	1.228	1.12	1.14	4.675
352	8/26/2020	1.271	1.527	1.236	1.25	5.284
353	8/26/2020	3.553	3.68	3.593	3.806	14.632
354	8/26/2020	2.941	4.552	4.494	0.667	12.654
355	8/26/2020	0.564	0.54	0.533	0.64	2.277
356	8/26/2020	3.342	3.738	1.204	1.049	9.333
357	8/26/2020	3.665	3.406	3.712	5.393	16.176
358	8/26/2020	0.648	0.557	3.159	2.589	6.953
359	8/26/2020	2.654	3.574	3.216	3.232	12.676
360	8/26/2020	1.836	1.921	1.861	2.24	7.858
361	8/26/2020	3.571	3.042	2.657	1.554	10.824
362	8/26/2020	2.451	2.065	2.458	1.384	8.358
363	8/26/2020	4.726	3.606	4.004	1.886	14.222
364	8/26/2020	2.007	1.91	1.68	2.621	8.218
365	8/26/2020	2.638	0.905	0.13	0.124	3.797
366	8/26/2020	0.265	0.167	0.438	0.24	1.110
367	8/26/2020	1.107	1.275	1.381	1.854	5.617
368	8/26/2020	1.39	1.496	4.542	5.006	12.434
369	8/26/2020	3.057	3.113	3.025	3.189	12.384
370	8/26/2020	1.798	2.962	3.031	2.042	9.833
371	8/26/2020	4.09	1.709	1.06	1.768	8.627
372	8/26/2020	5.536	2.619	1.341	1.234	10.730
373	8/26/2020	1.805	1.333	2.396	1.319	6.853
374	8/26/2020	1.345	1.227	1.652	2.279	6.503
375	8/26/2020	3.257	3.937	3.875	4.361	15.430
376	8/26/2020	2.219	2.198	2.171	2.111	8.699
377	8/26/2020	3.251	3.21	2.914	3.54	12.915
378	8/26/2020	1.477	1.251	1.376	1.702	5.806
379	8/26/2020	3.465	2.409	3.684	3.471	13.029
380	8/26/2020	0.573	0.722	0.779	0.643	2.717
381	8/26/2020	2.176	1.575	1.006	1.076	5.833
382	8/26/2020	1.663	1.68	1.568	1.675	6.586
383	8/26/2020	3.323	3.034	3.933	3.55	13.840
384	8/26/2020	3.265	2.965	3.075	3.471	12.776
385	8/26/2020	1.622	1.131	0.978	0.975	4.706
386	8/26/2020	4.029	4.328	1.936	2.043	12.336
387	8/26/2020	2.651	2.046	2.459	3.315	10.471
388	8/26/2020	1.613	1.833	1.641	1.587	6.674
389	8/26/2020	0.455	2.118	1.402	0.136	4.111
390	8/26/2020	0.139	0.154	0.132	1.064	1.489
391	8/26/2020	0.201	0.331	0.479	0.455	1.466
392	8/26/2020	1.68	2.369	2.255	2.848	9.152
393	8/26/2020	1.655	1.985	1.602	1.452	6.694
394	8/26/2020	2.566	2.836	2.156	1.98	9.538
395	8/26/2020	0.295	0.204	0.241	0.253	0.993
396	8/26/2020	2.059	2.786	2.42	2.81	10.075
397	8/26/2020	4.971	4.922	4.343	3.125	17.361
398	8/26/2020	3.065	2.277	2.041	2.105	9.488
399	8/26/2020	3.397	3.762	3.506	3.984	14.649
400	8/26/2020	2.4	1.315	2.355	3.508	9.578
401	8/26/2020	2.56	2.61	2.3	2.205	9.675
402	8/26/2020	2.085	1.374	1.454	0.977	5.890

Duke Energy Kentucky
Peak Time Rebate Pilot Program

Customer	Event	Baseline Usage Hour Ending				Total
		4:00	5:00	6:00	7:00	
403	8/26/2020	0.959	1.043	0.975	0.847	3.824
404	8/26/2020	4.542	4.826	4.025	3.417	16.810
405	8/26/2020	0.902	1.22	0.482	0.482	3.086
406	8/26/2020	2.174	2.035	1.401	2.542	8.152
407	8/26/2020	3.241	2.752	2.793	2.662	11.448
408	8/26/2020	2.626	3.284	2.704	2.174	10.788
409	8/26/2020	0.105	0.106	0.366	0.971	1.548
410	8/26/2020	2.661	2.734	2.557	2.096	10.048
411	8/26/2020	1.179	3.229	2.662	1.33	8.400
412	8/26/2020	0.296	2.625	3.466	1.839	8.226
413	8/26/2020	2.204	2.513	1.594	0.191	6.502
414	8/26/2020	2.033	2.058	1.785	1.041	6.917
415	8/26/2020	3.426	1.131	0.942	0.687	6.186
416	8/26/2020	2.08	3.84	5.371	4.003	15.294
417	8/26/2020	1.179	1.29	1.855	1.45	5.774
418	8/26/2020	0.73	0.684	3.513	3.299	8.226
419	8/26/2020	1.291	2.747	4.198	3.633	11.869
420	8/26/2020	2.111	2.166	2.178	3.504	9.959
421	8/26/2020	1.524	1.515	0.914	0.974	4.927
422	8/26/2020	2.176	2.946	2.898	0.914	8.934
423	8/26/2020	3.362	3.264	3.378	3.723	13.727
424	8/26/2020	0.902	3.128	0.93	2.425	7.385
425	8/26/2020	0.159	0.136	1.319	1.447	3.061
426	8/26/2020	1.905	2.591	2.219	2.49	9.205
427	8/26/2020	3.111	3.239	3.981	5.19	15.521
428	8/26/2020	0.877	0.845	0.945	0.962	3.629
429	8/26/2020	1.638	3.16	2.195	3.162	10.155
430	8/26/2020	4.747	3.88	3.271	4.013	15.911
431	8/26/2020	4.619	6.844	5.994	5.758	23.215
432	8/26/2020	5.024	5.164	4.818	4.421	19.427
433	8/26/2020	1.281	3.656	1.601	2.782	9.320
434	8/26/2020	6.803	6.658	6.341	5.81	25.612
435	8/26/2020	5.494	5.635	5.471	5.62	22.220
436	8/26/2020	2.029	1.596	1.191	1.43	6.246
437	8/26/2020	1.032	1.299	1.14	1.096	4.567
438	8/26/2020	1.028	1.163	1.199	1.251	4.641
439	8/26/2020	4.086	6.859	3.881	7.092	21.918
440	8/26/2020	3.208	2.903	3.711	2.685	12.507
441	8/26/2020	0.11	0.106	0.107	0.107	0.430
442	8/26/2020	2.535	2.642	3.942	3.897	13.016
443	8/26/2020	1.421	1.388	2.331	1.874	7.014
444	8/26/2020	3.344	3.585	4.298	3.405	14.632
445	8/26/2020	2.092	1.474	2.605	3.111	9.282
446	8/26/2020	0.516	0.287	0.281	0.392	1.476
447	8/26/2020	3.81	3.812	3.859	4.364	15.845
448	8/26/2020	3.4	2.849	3.801	3.298	13.348
449	8/26/2020	1.37	1.744	1.037	1.26	5.411
450	8/26/2020	1.227	1.501	0.189	0.158	3.075
451	8/26/2020	3.044	3.027	3.988	6.751	16.810
452	8/26/2020	2.086	2.032	1.791	1.795	7.704
453	8/26/2020	2.706	2.319	2.158	2.095	9.278
454	8/26/2020	1.999	1.554	1.778	1.338	6.669
455	8/26/2020	4.319	6.375	5.779	4.38	20.853
456	8/26/2020	2.98	2.985	3.048	2.928	11.941
457	8/26/2020	2.696	2.706	3.062	2.757	11.221
458	8/26/2020	2.449	2.819	3.56	2.72	11.548
459	8/26/2020	1.811	2.695	3.484	3.589	11.579
460	8/26/2020	1.387	1.022	1.328	1.548	5.285
461	8/26/2020	2.748	1.648	1.884	1.065	7.345
462	8/26/2020	0.725	0.849	0.789	0.715	3.078
463	8/26/2020	2.669	3.263	3.393	3.605	12.930
464	8/26/2020	1.812	0.435	1.06	2.649	5.956

Duke Energy Kentucky
Peak Time Rebate Pilot Program

Customer	Event	Baseline Usage Hour Ending				Total
		4:00	5:00	6:00	7:00	
465	8/26/2020	0.582	2.576	1.334	1.432	5.924
466	8/26/2020	5.741	3.97	2.029	1.573	13.313
467	8/26/2020	3.035	3.372	3.727	3.557	13.691
468	8/26/2020	1.066	0.832	0.764	0.955	3.617
469	8/26/2020	3.496	2.669	1.248	1.086	8.499
470	8/26/2020	3.175	2.849	3.28	3.059	12.363
471	8/26/2020	1.096	0.868	0.853	1.021	3.838
472	8/26/2020	2.326	2.24	2.469	3.619	10.654
473	8/26/2020	3.074	2.575	2.499	2.299	10.447
474	8/26/2020	1.475	2.216	2.076	1.286	7.053
475	8/26/2020	0.965	0.959	0.817	0.812	3.553
476	8/26/2020	0.414	0.578	1.374	1.352	3.718
477	8/26/2020	0.232	0.345	0.258	0.178	1.013
478	8/26/2020	1.11	1.885	3.287	2.416	8.698
479	8/26/2020	1.656	1.737	1.992	2.891	8.276
480	8/26/2020	8.047	6.222	6.664	7.456	28.389
481	8/26/2020	3.897	3.826	3.813	5.101	16.637
482	8/26/2020	2.856	2.84	2.732	2.794	11.222
483	8/26/2020	1.929	1.921	1.584	2.458	7.892
484	8/26/2020	1.774	1.77	1.581	2.391	7.516
485	8/26/2020	0.153	0.48	0.123	0.115	0.871
486	8/26/2020	6.258	3.97	4.116	4.81	19.154
487	8/26/2020	4.069	4.051	4.022	2.677	14.819
488	8/26/2020	1.716	1.582	1.712	1.509	6.519
489	8/26/2020	1.824	1.751	2.189	1.747	7.511
490	8/26/2020	1.559	1.405	1.61	2.3	6.874
491	8/26/2020	2.221	3.076	1.851	1.922	9.070
492	8/26/2020	3.192	3.16	3.156	3.153	12.661
493	8/26/2020	5.414	5.766	5.816	5.312	22.308
494	8/26/2020	1.504	0.997	1.336	1.282	5.119
495	8/26/2020	2.476	2.773	3.028	2.565	10.842
496	8/26/2020	0.337	1.03	1.613	2.488	5.468
497	8/26/2020	11.138	9.454	10.932	8.897	40.421
498	8/26/2020	0.251	0.203	0.298	0.252	1.004
499	8/26/2020	4.383	6.364	3.906	3.681	18.334
500	8/26/2020	2.66	1.152	1.129	2.631	7.572
501	8/26/2020	2.062	2	2.017	2.012	8.091
502	8/26/2020	2.612	2.649	3.193	3.329	11.783
503	8/26/2020	3.243	3.504	3.416	2.627	12.790
504	8/26/2020	1.674	1.616	1.402	2.772	7.464
505	8/26/2020	0.698	0.764	0.781	1.152	3.395
506	8/26/2020	0.965	1.408	4.023	2.319	8.715
507	8/26/2020	1.804	1.966	3.922	4.021	11.713
508	8/26/2020	0.973	1.454	0.979	1.013	4.419
509	8/26/2020	1.246	2.935	3.392	1.946	9.519
510	8/26/2020	2.344	2.813	1.352	3.817	10.326
511	8/26/2020	3.742	6.03	4.256	3.586	17.614
512	8/26/2020	4.282	3.157	2.991	5.076	15.506
513	8/26/2020	1.489	1.555	1.532	1.453	6.029
514	8/26/2020	2.75	2.773	3.879	3.17	12.572
515	8/26/2020	2.432	2.104	2.008	1.938	8.482
516	8/26/2020	4.537	4.504	1.175	0.621	10.837
517	8/26/2020	1.941	2.047	0.382	0.362	4.732
518	8/26/2020	1.283	1.351	1.239	1.709	5.582
519	8/26/2020	0.237	0.234	0.232	0.228	0.931
520	8/26/2020	4.191	4.453	7.517	5.086	21.247
521	8/26/2020	2.827	3.63	4.402	8.249	19.108
522	8/26/2020	1.756	2.983	0.926	1.279	6.944
523	8/26/2020	1.708	2.161	2.019	2.025	7.913
524	8/26/2020	1.232	1.359	1.225	1.411	5.227
525	8/26/2020	4.653	5.632	4.42	5.278	19.983
526	8/26/2020	1.501	1.352	1.621	1.687	6.161

Duke Energy Kentucky
Peak Time Rebate Pilot Program

Customer	Event	Baseline Usage Hour Ending				Total
		4:00	5:00	6:00	7:00	
527	8/26/2020	1.114	1.34	1.823	1.853	6.130
528	8/26/2020	3.679	3.631	4.815	4.752	16.877
529	8/26/2020	5.511	5.632	4.848	3.41	19.401
530	8/26/2020	0.741	0.168	0.864	0.284	2.057
531	8/26/2020	2.71	5.516	2.871	2.273	13.370
532	8/26/2020	0.81	0.929	1.437	1.156	4.332
533	8/26/2020	0.335	0.491	0.508	0.846	2.180
534	8/26/2020	0.603	0.344	0.346	0.343	1.636
535	8/26/2020	2.944	4.515	2.36	2.823	12.642
536	8/26/2020	3.276	3.295	3.249	1.694	11.514
537	8/26/2020	2.66	3.075	1.131	0.96	7.826
538	8/26/2020	2.373	3.23	3.256	3.633	12.492
539	8/26/2020	3.011	4.364	3.415	2.753	13.543
540	8/26/2020	3.724	4.184	3.166	0.843	11.917
541	8/26/2020	1.272	1.335	0.15	0.676	3.433
542	8/26/2020	2.487	2.169	2.02	2.24	8.916
543	8/26/2020	3.463	3.706	3.052	3.148	13.369
544	8/26/2020	3.117	2.975	2.683	2.846	11.621
545	8/26/2020	2.187	2.73	2.228	2.451	9.596
546	8/26/2020	3.331	5.38	5.71	6.372	20.793
547	8/26/2020	1.034	2.825	0.953	1.555	6.367
548	8/26/2020	0.984	0.498	0.391	0.799	2.672
549	8/26/2020	1.098	0.503	0.549	2.893	5.043
550	8/26/2020	0.115	0.544	0.527	0.509	1.695
551	8/26/2020	1.426	4.051	1.334	2.156	8.967
552	8/26/2020	1.44	1.263	1.234	1.244	5.181
553	8/26/2020	0.5	0.618	1.4	1.441	3.959
554	8/26/2020	0.659	0.608	3.463	2.902	7.632
555	8/26/2020	3.186	3.214	2.948	3.91	13.258
556	8/26/2020	2.134	1.533	1.534	1.827	7.028
557	8/26/2020	4.371	4.1	9.04	5.692	23.203
558	8/26/2020	2.269	2.351	2.652	2.666	9.938
559	8/26/2020	3.119	3.338	4.045	5.642	16.144
560	8/26/2020	3.035	2.953	3.572	5.709	15.269
561	8/26/2020	1.245	1.808	3.464	1.611	8.128
562	8/26/2020	3.652	3.061	6.074	6.012	18.799
563	8/26/2020	1.299	1.437	1.495	1.99	6.221
564	8/26/2020	0.152	0.506	0.569	0.549	1.776
565	8/26/2020	1.046	0.727	2.726	5.254	9.753
566	8/26/2020	1.473	1.701	1.543	1.459	6.176
567	8/26/2020	2.606	2.244	2.483	2.791	10.124
568	8/26/2020	0.331	0.148	1.132	1.297	2.908
569	8/26/2020	1.053	0.946	0.955	1.113	4.067
570	8/26/2020	1.295	1.119	1.29	0.448	4.152
571	8/26/2020	3.596	2.418	2.464	2.37	10.848
572	8/26/2020	2.567	2.341	2.399	2.568	9.875
573	8/26/2020	0.726	0.847	0.798	0.749	3.120
574	8/26/2020	0.749	1.181	1.185	0.141	3.256
575	8/26/2020	7.344	8.994	5.482	5.624	27.444
576	8/26/2020	4.12	4.544	4.525	4.856	18.045
577	8/26/2020	0.453	0.617	0.749	0.973	2.792
578	8/26/2020	3.843	3.927	3.425	3.273	14.468
579	8/26/2020	3.732	2.271	1.817	3.045	10.865
580	8/26/2020	3.668	2.216	1.76	0.411	8.055
581	8/26/2020	7.517	7.183	3.981	2.615	21.296
582	8/26/2020	1.455	0.748	0.597	0.843	3.643
583	8/26/2020	1.187	1.925	0.067	0.353	3.532
584	8/26/2020	1.283	2.262	1.282	0.964	5.791
585	8/26/2020	1.041	0.654	0.874	0.58	3.149
586	8/26/2020	5.731	5.081	3.981	4.114	18.907
587	8/26/2020	2.432	1.976	0.858	2.521	7.787
588	8/26/2020	3.373	2.807	3.182	6.608	15.970

Duke Energy Kentucky
Peak Time Rebate Pilot Program

Customer	Event	Baseline Usage Hour Ending				Total
		4:00	5:00	6:00	7:00	
589	8/26/2020	2.743	2.824	2.591	2.173	10.331
590	8/26/2020	1.208	1.199	1.212	1.395	5.014
591	8/26/2020	1.326	1.398	1.283	5.459	9.466
592	8/26/2020	0.633	1.88	4.213	2.097	8.823
593	8/26/2020	1.878	2.544	2.003	2.097	8.522
594	8/26/2020	4.059	5.186	3.246	1.802	14.293
595	8/26/2020	1.346	1.603	1.576	1.553	6.078
596	8/26/2020	0.919	0.536	0.882	0.565	2.902
597	8/26/2020	3.841	0.855	0.728	0.976	6.400
598	8/26/2020	2.654	1.545	0.631	0.671	5.501
599	8/26/2020	2.369	2.409	2.257	2.257	9.292
600	8/26/2020	2.794	3.078	3.679	3.903	13.454
601	8/26/2020	2.757	3.492	4.022	2.837	13.108
602	8/26/2020	2.554	3.288	3.267	3.245	12.354
603	8/26/2020	2.357	6.073	3.763	5.953	18.146
604	8/26/2020	2.181	2.441	0.876	1.811	7.309
605	8/26/2020	0.648	0.751	0.661	0.882	2.942
606	8/26/2020	1.696	3.458	3.772	3.329	12.255
607	8/26/2020	1.067	1.462	0.707	0.359	3.595
608	8/26/2020	3.148	3.057	2.958	2.919	12.082
609	8/26/2020	1.925	1.068	1.84	0.935	5.768
610	8/26/2020	2.405	2.517	2.411	2.466	9.799
611	8/26/2020	2.819	3.851	3.732	1.752	12.154
612	8/26/2020	1.548	2.813	2.834	2.681	9.876
613	8/26/2020	2.052	2.331	3.375	3.646	11.404
614	8/26/2020	1.821	2.707	2.859	2.376	9.763
615	8/26/2020	1.541	1.775	2.207	2.876	8.399
616	8/26/2020	1.424	0.322	1.235	1.443	4.424
617	8/26/2020	1.959	1.634	1.244	1.474	6.311
618	8/26/2020	0.818	2.327	2.029	2.131	7.305
619	8/26/2020	0.659	1.98	2.189	0.872	5.700
620	8/26/2020	0.212	0.143	0.112	0.11	0.577
621	8/26/2020	3.614	2.85	3.973	4.576	15.013
622	8/26/2020	1.059	1.896	2.647	3.304	8.906
623	8/26/2020	2.112	3.116	5.531	4.334	15.093
624	8/26/2020	1.935	1.895	1.882	1.979	7.691
625	8/26/2020	1.693	1.57	0.275	0.561	4.099
626	8/26/2020	0.952	1.263	1.234	1.536	4.985
627	8/26/2020	3.083	3.071	3.172	2.635	11.961
628	8/26/2020	3.625	3.998	4.115	3.864	15.602
629	8/26/2020	3.962	3.978	4.022	4.292	16.254
630	8/26/2020	4.67	4.102	3.323	2.498	14.593
631	8/26/2020	3.2	2.15	2.498	3.53	11.378
632	8/26/2020	0.343	0.281	0.307	0.827	1.758
633	8/26/2020	0.976	0.679	0.45	0.21	2.315
634	8/26/2020	2.649	2.312	3.106	3.817	11.884
635	8/26/2020	1.428	1.669	1.829	1.963	6.889
636	8/26/2020	0.328	0.254	1.414	4.32	6.316
637	8/26/2020	2.623	1.906	3.191	3.041	10.761
638	8/26/2020	1.796	2.227	0.894	0.943	5.860
639	8/26/2020	1.48	1.401	1.651	1.43	5.962
640	8/26/2020	2.83	2.271	1.868	1.062	8.031
641	8/26/2020	4.315	4.084	4.877	5.287	18.563
642	8/26/2020	0.727	0.752	1.162	0.804	3.445
643	8/26/2020	1.758	2.757	3.072	1.545	9.132
644	8/26/2020	4.915	5.876	4.135	3.242	18.168
645	8/26/2020	1.075	1.465	1.466	1.48	5.486
646	8/26/2020	2.25	1.976	1.775	2.089	8.090
647	8/26/2020	2.237	2.482	2.324	2.08	9.123
648	8/26/2020	2.907	2.848	2.792	2.443	10.990
649	8/26/2020	4.226	4.396	2.494	7.318	18.434
650	8/26/2020	2.901	2.657	3.036	2.45	11.044

Duke Energy Kentucky
Peak Time Rebate Pilot Program

Customer	Event	Baseline Usage Hour Ending				Total
		4:00	5:00	6:00	7:00	
651	8/26/2020	6.367	6.018	6.747	8.004	27.136
652	8/26/2020	2.476	2.428	2.465	3.778	11.147
653	8/26/2020	1.513	1.492	1.583	1.862	6.450
654	8/26/2020	1.274	1.573	1.894	2.46	7.201
655	8/26/2020	0.425	0.417	0.397	0.343	1.582
656	8/26/2020	2.035	1.84	3.397	3.046	10.318
657	8/26/2020	0.367	0.365	1.253	0.528	2.513
658	8/26/2020	6.889	7.052	9.053	9.481	32.475
659	8/26/2020	1.402	1.402	1.534	1.321	5.659
660	8/26/2020	2.608	3.041	4.579	1.073	11.301
661	8/26/2020	0.999	3.023	2.744	2.164	8.930
662	8/26/2020	0.686	0.604	0.756	0.751	2.797
663	8/26/2020	2.176	1.578	1.796	1.662	7.212
664	8/26/2020	1.105	0.775	1.5	0.946	4.326
665	8/26/2020	1.991	1.204	1.163	1.166	5.524
666	8/26/2020	4.21	6.065	3.466	3.308	17.049
667	8/26/2020	3.148	3.55	3.897	2.974	13.569
668	8/26/2020	5.401	5.803	5.522	5.5	22.226
669	8/26/2020	2.055	2.009	1.968	2.042	8.074
670	8/26/2020	0.912	1.595	3.233	1.929	7.669
671	8/26/2020	2.833	3.743	3.956	3.693	14.225
672	8/26/2020	2.185	2.719	4.758	6.39	16.052
673	8/26/2020	0.483	1.346	2.037	2.399	6.265
674	8/26/2020	3.443	3.46	4.127	3.826	14.856
675	8/26/2020	1.31	1.31	1.321	2.281	6.222
676	8/26/2020	2.202	3.612	4.261	3.167	13.242
677	8/26/2020	3.574	3.417	3.386	3.381	13.758
678	8/26/2020	3.185	3.06	4.186	3.792	14.223
679	8/26/2020	2.844	2.995	2.817	2.948	11.604
680	8/26/2020	1.087	1.178	1.257	1.162	4.684
681	8/26/2020	3.317	3.218	3.093	3.098	12.726
682	8/26/2020	2.464	3.008	3.825	3.857	13.154
683	8/26/2020	2.36	2.33	1.951	2.26	8.901
684	8/26/2020	3.076	2.808	3.407	3.507	12.798
685	8/26/2020	2.508	3.345	3.571	3.351	12.775
686	8/26/2020	1.765	1.518	3.78	3.775	10.838
687	8/26/2020	2.281	2.937	3.233	4.517	12.968
688	8/26/2020	2.471	2.472	3.116	2.655	10.714
689	8/26/2020	0.003	0.004	0.003	0.004	0.014
690	8/26/2020	1.666	2.394	1.662	1.786	7.508
691	8/26/2020	0.074	0.117	0.085	1.635	1.911
692	8/26/2020	0.744	1.455	5.019	3.515	10.733
693	8/26/2020	2.542	2.394	2.42	4.235	11.591
694	8/26/2020	1.022	1.133	1.031	1.544	4.730
695	8/26/2020	3.002	3.163	2.331	2.316	10.812
696	8/26/2020	0.75	0.764	0.958	1.103	3.575
697	8/26/2020	0.344	0.319	0.312	0.319	1.294
698	8/26/2020	0.791	1.438	0.924	0.624	3.777
699	8/26/2020	1.565	1.428	0.115	0.93	4.038
700	8/26/2020	1.529	1.859	1.809	1.178	6.375
701	8/26/2020	5.016	4.873	5.046	6.461	21.396
702	8/26/2020	2.29	2.313	2.49	2.504	9.597
703	8/26/2020	2.519	2.929	2.939	3.341	11.728
704	8/26/2020	0.892	0.79	0.781	0.754	3.217
705	8/26/2020	4.116	3.286	2.66	2.169	12.231
706	8/26/2020	0.405	0.078	0.099	0.098	0.680
707	8/26/2020	2.462	3.924	5.689	4.296	16.371
708	8/26/2020	1.329	1.501	2.116	3.193	8.139
709	8/26/2020	4.104	2.947	3.245	2.945	13.241
710	8/26/2020	1.476	3.512	2.619	3.214	10.821
711	8/26/2020	4.625	6.03	7.118	4.382	22.155
712	8/26/2020	1.4	1.185	1.165	2.11	5.860

Duke Energy Kentucky
Peak Time Rebate Pilot Program

Customer	Event	Baseline Usage Hour Ending				Total
		4:00	5:00	6:00	7:00	
713	8/26/2020	3.134	3.087	5.792	2.666	14.679
714	8/26/2020	1.546	1.239	1.291	1.412	5.488
715	8/26/2020	1.06	0.504	0.894	0.817	3.275
716	8/26/2020	1.986	1.894	1.793	1.907	7.580
717	8/26/2020	1.201	3.77	1.871	1.5	8.342
718	8/26/2020	2.357	4.369	3.065	2.407	12.198
719	8/26/2020	2.326	3.523	2.561	1.931	10.341
720	8/26/2020	0.794	2.395	2.125	2.044	7.358
721	8/26/2020	2.697	2.844	2.897	2.775	11.213
722	8/26/2020	2.067	1.908	3.558	2.656	10.189
723	8/26/2020	1.745	5.031	3.928	4.451	15.155
724	8/26/2020	0.923	0.914	0.925	0.914	3.676
725	8/26/2020	0.149	0.082	0.096	0.334	0.661
726	8/26/2020	2.011	1.279	0.392	0.679	4.361
727	8/26/2020	1.574	1.536	1.831	1.432	6.373
728	8/26/2020	2.592	2.612	2.434	2.003	9.641
729	8/26/2020	1.937	2.091	2.07	1.537	7.635
730	8/26/2020	3.083	2.994	2.919	3.85	12.846
731	8/26/2020	1.844	1.387	0.338	0.26	3.829
732	8/26/2020	6.689	7.375	6.564	6.443	27.071
733	8/26/2020	2.142	3.486	2.826	1.769	10.223
734	8/26/2020	0.608	1.188	2.001	0.472	4.269
735	8/26/2020	7.183	6.138	5.122	3.047	21.490
736	8/26/2020	1.69	2.074	2.86	4.08	10.704
737	8/26/2020	0.956	0.965	1.125	0.768	3.814
738	8/26/2020	1.034	2.117	2.006	0.348	5.505
739	8/26/2020	2.261	2.204	2.635	3.084	10.184
740	8/26/2020	1.671	2.89	2.785	0.956	8.302
741	8/26/2020	3.478	3.422	3.541	3.97	14.411
742	8/26/2020	4.356	4.087	4.285	4.052	16.780
743	8/26/2020	1.45	1.255	1.241	1.288	5.234
744	8/26/2020	1.001	1.377	0.849	0.831	4.058
745	8/26/2020	2.441	2.48	2.288	2.001	9.210
746	8/26/2020	3.855	2.748	3.481	4.52	14.604
747	8/26/2020	2.123	1.951	1.942	1.591	7.607
748	8/26/2020	6.04	5.003	4.987	4.964	20.994
749	8/26/2020	2.125	1.187	1.284	1.545	6.141
750	8/26/2020	2.439	2.029	3.166	3.995	11.629
751	8/26/2020	3.591	3.317	3.212	3.091	13.211
752	8/26/2020	5.303	5.416	5.114	5.379	21.212
753	8/26/2020	1.5	1.613	3.629	3.037	9.779
754	8/26/2020	2.503	3.53	2.471	2.458	10.962
755	8/26/2020	2.651	2.575	2.669	2.556	10.451
756	8/26/2020	1.412	1.785	0.449	0.537	4.183
757	8/26/2020	3.002	4.063	4.414	4.56	16.039
758	8/26/2020	4.119	4.12	4.077	4.06	16.376
759	8/26/2020	0.943	2.641	1.221	1.136	5.941
760	8/26/2020	1.355	0.458	1.084	1.416	4.313
761	8/26/2020	2.994	3.009	3.073	2.816	11.892
762	8/26/2020	0.985	2.019	1.753	1.372	6.129
763	8/26/2020	0.069	0.437	0.755	0.724	1.985
764	8/26/2020	3	2.987	2.806	3	11.793
765	8/26/2020	2.997	5.096	4.769	5.147	18.009
766	8/26/2020	1.704	1.649	1.64	1.627	6.620
767	8/26/2020	0.815	0.882	1.15	0.914	3.761
768	8/26/2020	1.467	2.496	3.526	3.161	10.650
769	8/26/2020	4.785	4.69	4.57	4.733	18.778
770	8/26/2020	2.156	2.167	2.122	2.19	8.635
771	8/26/2020	0.111	0.563	0.92	0.342	1.936
772	8/26/2020	0.915	2.211	2.283	1.489	6.898
773	8/26/2020	2.088	1.969	1.687	1.463	7.207
774	8/26/2020	0.854	1.016	0.972	0.96	3.802

Duke Energy Kentucky
Peak Time Rebate Pilot Program

Customer	Event	Baseline Usage Hour Ending				Total
		4:00	5:00	6:00	7:00	
775	8/26/2020	0.923	2.241	0.761	0.567	4.492
776	8/26/2020	2.696	2.671	2.58	2.567	10.514
777	8/26/2020	6.985	3.724	3.652	3.452	17.813
778	8/26/2020	3.089	3.163	3.341	3.442	13.035
779	8/26/2020	2.08	2.469	2.542	2.593	9.684
780	8/26/2020	0.537	0.781	0.365	0.846	2.529
781	8/26/2020	2.887	3.064	2.943	2.975	11.869
782	8/26/2020	2.27	3.984	4.612	4.366	15.232
783	8/26/2020	1.768	1.686	1.664	2.088	7.206
784	8/26/2020	1.169	1.086	1.304	0.956	4.515
785	8/26/2020	3.983	3.84	7.074	5.759	20.656
786	8/26/2020	0.047	0.046	0.047	0.797	0.937
787	8/26/2020	0.799	1.12	0.829	0.952	3.700
788	8/26/2020	4.519	2.827	2.812	2.93	13.088
789	8/26/2020	2.312	3.101	4.359	3.294	13.066
790	8/26/2020	1.011	1.025	1.276	0.923	4.235
791	8/26/2020	0.838	0.859	0.898	0.98	3.575
792	8/26/2020	4.855	1.834	2.319	1.84	10.848
793	8/26/2020	2.35	1.958	2.11	2.201	8.619
794	8/26/2020	2.842	2.894	3.473	3.404	12.613
795	8/26/2020	1.937	2.019	1.819	2.493	8.268
796	8/26/2020	1.265	1.22	1.024	1.278	4.787
797	8/26/2020	0.194	0.177	0.14	0.637	1.148
798	8/26/2020	1.135	1.152	1.134	1.131	4.552
799	8/26/2020	3.389	2.599	3.794	5.54	15.322
800	8/26/2020	1.389	1.852	1.415	1.594	6.250
801	8/26/2020	3.142	4.927	5.368	4.976	18.413
802	8/26/2020	1.207	1.563	2.882	2.235	7.887
803	8/26/2020	0.298	0.304	0.331	0.377	1.310
804	8/26/2020	0.115	0.126	0.128	0.12	0.489
805	8/26/2020	1.781	2.662	0.984	2.175	7.602
806	8/26/2020	0.444	0.456	1.277	0.667	2.844
807	8/26/2020	2.059	2.182	2.142	1.971	8.354
808	8/26/2020	2.313	0.833	3.028	1.133	7.307
809	8/26/2020	0.059	0.059	0.059	0.079	0.256
810	8/26/2020	1.836	2.543	2.195	3.653	10.227
811	8/26/2020	1.045	1.633	2.56	2.243	7.481
812	8/26/2020	0.658	0.711	0.634	0.708	2.711
813	8/26/2020	3.241	3.362	3.315	3.288	13.206
814	8/26/2020	0.501	0.6	0.634	2.897	4.632
815	8/26/2020	2.15	2.84	2.172	2.173	9.335
816	8/26/2020	4.111	3.293	4.532	4.663	16.599
817	8/26/2020	2.034	2.403	1.218	1.177	6.832
818	8/26/2020	3.747	3.058	3.233	4.329	14.367
819	8/26/2020	0.432	0.415	0.382	0.894	2.123
820	8/26/2020	1.156	1.071	1.282	1.218	4.727
821	8/26/2020	3.697	3.038	3.852	4.813	15.400
822	8/26/2020	3.995	1.241	4.32	1.314	10.870
823	8/26/2020	1.447	1.604	1.484	1.563	6.098
824	8/26/2020	2.76	4.716	7.12	1.324	15.920
825	8/26/2020	3.063	3.256	3.28	3.142	12.741
826	8/26/2020	1.4	1.529	1.686	1.739	6.354
827	8/26/2020	2.586	2.785	1.487	2.271	9.129
828	8/26/2020	4.323	3.947	2.748	1.566	12.584
829	8/26/2020	2.777	3.079	2.689	2.729	11.274
830	8/26/2020	3.623	3.65	3.091	3.184	13.548
831	8/26/2020	3.247	2.554	2.004	1.565	9.370
832	8/26/2020	1.576	0.758	1.49	1.679	5.503
833	8/26/2020	2.656	3.081	3.448	3.397	12.582
834	8/26/2020	0.238	0.124	0.923	1.032	2.317
835	8/26/2020	3.02	4.219	4.024	3.274	14.537
836	8/26/2020	2.254	2.625	2.529	2.754	10.162

Duke Energy Kentucky
Peak Time Rebate Pilot Program

Customer	Event	Baseline Usage Hour Ending				Total
		4:00	5:00	6:00	7:00	
837	8/26/2020	2.479	2.973	1.806	5.169	12.427
838	8/26/2020	2.11	2.278	2.317	2.404	9.109
839	8/26/2020	4.901	3.856	4.367	4.928	18.052
840	8/26/2020	3.299	3.059	3.073	3.154	12.585
841	8/26/2020	2.723	2.467	2.497	5.381	13.068
842	8/26/2020	0.981	0.817	0.774	0.265	2.837
843	8/26/2020	2.018	1.986	3.691	3.787	11.482
844	8/26/2020	0.811	0.865	0.718	0.712	3.106
845	8/26/2020	4.016	2.067	1.72	1.427	9.230
846	8/26/2020	0.359	0.092	0.097	0.401	0.949
847	8/26/2020	1.844	1.746	3.429	2.715	9.734
848	8/26/2020	0.42	0.495	0.523	0.573	2.011
849	8/26/2020	1.621	1.999	2.383	2.58	8.583
850	8/26/2020	1	0.948	1.132	1.006	4.086
851	8/26/2020	3.444	3.441	3.855	4.6	15.340
852	8/26/2020	1.133	1.396	1.629	1.848	6.006
853	8/26/2020	1.578	1.582	1.565	1.547	6.272
854	8/26/2020	1.551	1.672	1.728	1.61	6.561
855	8/26/2020	1.561	1.684	1.598	1.051	5.894
856	8/26/2020	4.437	4.901	3.892	3.94	17.170
857	8/26/2020	0.063	0.077	0.093	0.399	0.632
858	8/26/2020	2.634	2.81	2.779	2.725	10.948
859	8/26/2020	4.806	4.678	4.355	4.582	18.421
860	8/26/2020	2.644	2.375	2.36	2.326	9.705
861	8/26/2020	0.929	1.11	1.101	1.04	4.180
862	8/26/2020	0.986	1.011	0.93	0.915	3.842
863	8/26/2020	0.301	0.384	1.727	1.226	3.638
864	8/26/2020	1.131	3.696	3.814	4.152	12.793
865	8/26/2020	3.898	4.031	4.602	4.573	17.104
866	8/26/2020	0.18	0.873	1.259	0.65	2.962
867	8/26/2020	3.68	2.597	2.851	2.369	11.497
868	8/26/2020	3.544	4.344	3.599	3.516	15.003
869	8/26/2020	4.036	3.989	3.987	3.979	15.991
870	8/26/2020	0.535	0.536	0.509	0.516	2.096
871	8/26/2020	0.735	0.797	0.997	1.021	3.550
872	8/26/2020	2.682	2.142	1.922	3.597	10.343
873	8/26/2020	1.866	1.443	0.79	0.533	4.632
874	8/26/2020	4.98	3.882	7.419	6.871	23.152
875	8/26/2020	4.246	2.426	2.553	1.668	10.893
876	8/26/2020	0.966	1.769	1.925	1.701	6.361
877	8/26/2020	2.751	2.615	2.636	2.697	10.699
878	8/26/2020	1.511	3.923	2.719	1.499	9.652
879	8/26/2020	0.237	0.883	2.546	2.107	5.773
880	8/26/2020	1.721	3.238	1.146	1.392	7.497
881	8/26/2020	2.364	1.855	1.7	2.916	8.835
882	8/26/2020	1.453	1.097	0.309	0.66	3.519
883	8/26/2020	4.196	4.233	3.46	3.642	15.531
884	8/26/2020	3.788	1.902	1.75	1.212	8.652
885	8/26/2020	4.024	1.658	1.594	1.424	8.700
886	8/26/2020	2.292	2.229	2.288	3.006	9.815
887	8/26/2020	2.781	3.438	3.396	3.17	12.785
888	8/26/2020	1.462	1.701	1.485	1.149	5.797
889	8/26/2020	2.907	2.882	2.251	2.682	10.722
890	8/26/2020	4.095	3.199	4.304	3.152	14.750
891	8/26/2020	3.162	3.29	3.648	3.167	13.267
892	8/26/2020	0.651	2.577	2.628	3.035	8.891
893	8/26/2020	1.191	1.429	1.094	1.316	5.030
894	8/26/2020	2.411	2.429	2.414	2.21	9.464
895	8/26/2020	0.451	0.644	0.506	0.685	2.286
896	8/26/2020	0.823	1.98	0.973	0.754	4.530
897	8/26/2020	0.49	2.012	1.349	2.11	5.961
898	8/26/2020	0.165	0.058	0.052	0.109	0.384

Duke Energy Kentucky
Peak Time Rebate Pilot Program

Customer	Event	Baseline Usage Hour Ending				Total
		4:00	5:00	6:00	7:00	
899	8/26/2020	1.428	1.971	1.562	2.787	7.748
2	1/29/2021	1.471	1.057	2.842	2.53	7.900
3	1/29/2021	4.905	4.736	4.702	5.916	20.259
4	1/29/2021	1.517	1.343	1.168	2.551	6.579
5	1/29/2021	0.398	0.502	0.725	0.703	2.328
6	1/29/2021	1.241	1.659	1.016	1.03	4.946
7	1/29/2021	0.427	0.368	0.59	0.821	2.206
8	1/29/2021	0.888	2.091	2.244	2.343	7.566
9	1/29/2021	0.121	0.183	0.251	0.114	0.669
10	1/29/2021	3.52	1.185	5.212	0.658	10.575
11	1/29/2021	12.109	20.71	13.787	12.198	58.804
12	1/29/2021	1.664	0.45	0.464	0.366	2.944
13	1/29/2021	2.368	13.816	12.808	7.914	36.906
14	1/29/2021	3.153	3.251	14.411	8.276	29.091
15	1/29/2021	0.462	0.404	0.348	0.538	1.752
16	1/29/2021	3.189	3.013	4.614	4.284	15.100
17	1/29/2021	0.161	0.161	0.16	0.161	0.643
18	1/29/2021	3.423	4.619	3.498	3.811	15.351
19	1/29/2021	3.061	3.045	4.743	2.669	13.518
20	1/29/2021	0.368	0.456	0.385	0.333	1.542
21	1/29/2021	3.336	3.28	2.486	2.905	12.007
22	1/29/2021	0.596	0.951	1.179	1.77	4.496
23	1/29/2021	0.471	0.565	0.494	0.6	2.130
24	1/29/2021	0.785	0.88	0.815	0.703	3.183
25	1/29/2021	0.484	0.434	0.692	0.512	2.122
26	1/29/2021	0.989	0.897	1.37	0.924	4.180
27	1/29/2021	2.075	1.897	1.838	2.485	8.295
28	1/29/2021	1.491	1.105	1.218	1.174	4.988
29	1/29/2021	0.354	0.701	0.333	0.208	1.596
30	1/29/2021	1.161	2.733	1.84	1.995	7.729
32	1/29/2021	0.28	0.901	0.241	1.077	2.499
33	1/29/2021	11.232	12.792	10.688	7.011	41.723
34	1/29/2021	0.672	0.571	0.684	0.854	2.781
35	1/29/2021	0.992	0.927	0.292	0.446	2.657
36	1/29/2021	0.403	1.605	0.551	1.098	3.657
37	1/29/2021	0.962	1.141	1.643	0.253	3.999
38	1/29/2021	3.888	3.525	5.834	2.559	15.806
39	1/29/2021	10.818	8.018	10.058	7.527	36.421
41	1/29/2021	0.063	0.033	0.037	0.062	0.195
42	1/29/2021	0.379	0.328	0.329	0.282	1.318
43	1/29/2021	0.536	0.98	0.945	0.712	3.173
44	1/29/2021	2.082	1.713	2.587	3.793	10.175
45	1/29/2021	0.169	0.202	0.199	0.2	0.770
46	1/29/2021	0.791	1.283	1.275	1.208	4.557
47	1/29/2021	4.975	7.834	8.38	6.125	27.314
48	1/29/2021	5.245	5.683	3.197	3.857	17.982
49	1/29/2021	0.761	0.737	1.17	0.58	3.248
50	1/29/2021	0.217	0.193	0.265	0.219	0.894
51	1/29/2021	0.572	1.101	0.521	0.695	2.889
52	1/29/2021	3.318	3.21	2.535	1.906	10.969
53	1/29/2021	1.457	1.944	1.581	1.456	6.438
54	1/29/2021	1.568	0.896	0.736	0.673	3.873
55	1/29/2021	1.569	2.06	3.009	0.271	6.909
56	1/29/2021	1.998	2.804	2.264	1.723	8.789
57	1/29/2021	1.123	1.411	1.114	1.151	4.799
58	1/29/2021	1.357	1.307	1.361	1.217	5.242
59	1/29/2021	0.435	0.414	0.653	0.552	2.054
60	1/29/2021	0.593	2.118	1.386	0.528	4.625
61	1/29/2021	6.388	5.409	6.107	4.327	22.231
62	1/29/2021	1.832	1.316	1.156	0.384	4.688
63	1/29/2021	0.904	0.519	1.113	0.762	3.298

Duke Energy Kentucky
Peak Time Rebate Pilot Program

Customer	Event	Baseline Usage Hour Ending				Total
		4:00	5:00	6:00	7:00	
64	1/29/2021	4.702	2.797	2.836	3.887	14.222
65	1/29/2021	1.49	1.693	2.279	0.695	6.157
66	1/29/2021	6.519	4.892	3.648	3.395	18.454
67	1/29/2021	0.217	0.244	0.472	0.674	1.607
68	1/29/2021	6.248	4.796	6.353	5.887	23.284
69	1/29/2021	0.273	0.244	0.254	0.227	0.998
70	1/29/2021	1.022	0.214	0.723	0.052	2.011
71	1/29/2021	1.323	1.37	0.599	0.355	3.647
72	1/29/2021	5.154	8.361	3.962	3.804	21.281
73	1/29/2021	0.593	0.575	0.529	0.628	2.325
74	1/29/2021	0.081	4.57	5.974	9.482	20.107
75	1/29/2021	0.072	0.071	0.072	0.07	0.285
76	1/29/2021	0.272	0.381	0.378	0.3	1.331
77	1/29/2021	2.458	2.127	2.01	3.056	9.651
78	1/29/2021	2.136	2.249	2.193	2.309	8.887
79	1/29/2021	0.492	0.608	0.661	0.756	2.517
80	1/29/2021	1.321	3.863	1.302	0.982	7.468
81	1/29/2021	0.144	0.689	0.365	0.261	1.459
82	1/29/2021	1.11	0.699	1.009	0.703	3.521
83	1/29/2021	8.794	4.803	7.484	5.591	26.672
84	1/29/2021	2.96	3.576	1.423	2.118	10.077
85	1/29/2021	0.533	0.61	0.85	1.93	3.923
86	1/29/2021	0.364	1.105	1.122	0.675	3.266
88	1/29/2021	0.197	0.308	0.275	0.36	1.140
89	1/29/2021	0.833	4.517	0.726	1.347	7.423
90	1/29/2021	0.561	0.564	0.59	0.532	2.247
91	1/29/2021	0.378	0.35	0.341	0.378	1.447
92	1/29/2021	1.099	0.94	1.145	2.108	5.292
94	1/29/2021	5.779	8.162	6.945	5.14	26.026
95	1/29/2021	3.954	5.79	3.612	3.157	16.513
97	1/29/2021	5.864	6.465	6.56	4.624	23.513
98	1/29/2021	5.55	3.291	5.357	3.822	18.020
99	1/29/2021	0.563	0.514	2.31	2.201	5.588
100	1/29/2021	1.352	4.039	3.545	4.341	13.277
101	1/29/2021	3.382	4.66	7.068	4.643	19.753
102	1/29/2021	1.622	1.47	2.606	1.463	7.161
103	1/29/2021	3.553	3.049	6.841	2.739	16.182
104	1/29/2021	3.498	2.366	1.409	1.406	8.679
105	1/29/2021	1.383	1.433	1.347	1.202	5.365
106	1/29/2021	2.245	2.162	3.949	4.499	12.855
107	1/29/2021	0.782	0.571	0.519	0.9	2.772
108	1/29/2021	1.837	3.455	2.709	1.097	9.098
109	1/29/2021	0.365	0.369	0.617	0.747	2.098
110	1/29/2021	0.793	0.931	0.942	1.234	3.900
111	1/29/2021	0.166	3.015	4.187	4.193	11.561
112	1/29/2021	1.401	1.404	2.215	1.52	6.540
113	1/29/2021	1.311	2.131	3.254	0.291	6.987
114	1/29/2021	6.808	5.955	5.503	5.556	23.822
115	1/29/2021	0.4	0.393	2.649	0.576	4.018
116	1/29/2021	1.074	3.748	1.091	1.368	7.281
117	1/29/2021	2.717	4.506	7.105	1.918	16.246
118	1/29/2021	0.244	0.333	0.525	0.45	1.552
119	1/29/2021	0.427	0.42	0.44	0.405	1.692
120	1/29/2021	11.166	4.404	3.161	4.939	23.670
121	1/29/2021	0.569	0.632	0.64	0.855	2.696
122	1/29/2021	7.322	7.413	5.942	6.716	27.393
123	1/29/2021	1.733	1.733	2.187	1.668	7.321
124	1/29/2021	1.359	2.215	1.623	1.353	6.550
126	1/29/2021	1.145	1.888	5.197	1.069	9.299
127	1/29/2021	1.471	1.873	1.369	1.538	6.251
128	1/29/2021	2.842	5.013	6.784	4.945	19.584
129	1/29/2021	0.54	0.631	0.548	0.649	2.368

Duke Energy Kentucky
Peak Time Rebate Pilot Program

Customer	Event	Baseline Usage Hour Ending				Total
		4:00	5:00	6:00	7:00	
130	1/29/2021	2.329	4.196	6.119	1.734	14.378
131	1/29/2021	2.757	2.701	2.659	2.786	10.903
132	1/29/2021	0.325	0.865	2.656	2.608	6.454
134	1/29/2021	0.242	0.304	0.331	0.325	1.202
135	1/29/2021	0.465	1.483	1.169	1.432	4.549
136	1/29/2021	5.053	4.316	4.253	2.906	16.528
137	1/29/2021	0.73	0.44	0.575	0.653	2.398
138	1/29/2021	3.372	3.672	1.442	2.533	11.019
139	1/29/2021	1.73	1.445	1.451	1.234	5.860
140	1/29/2021	7.173	3.711	7.435	0.711	19.030
141	1/29/2021	2.33	1.369	0.983	1.017	5.699
142	1/29/2021	2.393	2.442	2.402	2.522	9.759
143	1/29/2021	0.062	0.076	1.262	0.16	1.560
144	1/29/2021	0.349	0.651	0.451	0.453	1.904
145	1/29/2021	1.088	0.444	0.946	0.562	3.040
146	1/29/2021	1.267	1.17	0.817	0.816	4.070
147	1/29/2021	0.668	0.763	0.95	0.559	2.940
148	1/29/2021	0.674	0.693	0.764	0.746	2.877
149	1/29/2021	0.636	0.592	1.576	0.657	3.461
150	1/29/2021	0.74	0.587	0.82	1.34	3.487
151	1/29/2021	4.294	6.068	5.694	6.017	22.073
152	1/29/2021	0.816	0.613	0.897	0.981	3.307
153	1/29/2021	0.634	0.523	0.517	0.522	2.196
154	1/29/2021	1.041	0.639	0.578	0.546	2.804
155	1/29/2021	0.415	0.406	0.334	0.259	1.414
156	1/29/2021	0.492	0.511	0.564	0.403	1.970
157	1/29/2021	0.404	0.418	0.553	0.471	1.846
158	1/29/2021	0.111	0.13	0.303	0.351	0.895
159	1/29/2021	2.012	3.676	4.772	4.145	14.605
160	1/29/2021	1.698	3.551	2.889	0.103	8.241
161	1/29/2021	0.139	0.116	0.125	0.079	0.459
162	1/29/2021	0.464	0.51	0.384	0.255	1.613
164	1/29/2021	0.491	0.55	0.498	0.522	2.061
165	1/29/2021	0.357	0.35	0.41	0.393	1.510
166	1/29/2021	1.685	2.529	1.393	1.012	6.619
167	1/29/2021	2.117	0.864	2.264	2.46	7.705
168	1/29/2021	0.607	0.533	0.956	0.733	2.829
169	1/29/2021	0.475	1.066	0.407	0.368	2.316
170	1/29/2021	4.038	4.387	2.398	3.579	14.402
171	1/29/2021	0.503	0.485	1.483	1.321	3.792
172	1/29/2021	0.595	0.698	0.961	3.022	5.276
173	1/29/2021	4.01	4.248	0.939	1.234	10.431
174	1/29/2021	4.443	5.161	4.861	4.63	19.095
175	1/29/2021	0.461	0.428	0.356	0.353	1.598
177	1/29/2021	0.746	0.452	0.414	0.33	1.942
178	1/29/2021	0.532	0.79	0.669	0.669	2.660
179	1/29/2021	0.774	3.397	2.005	4.045	10.221
180	1/29/2021	1.124	1.135	5.018	3.15	10.427
181	1/29/2021	0.46	0.392	0.386	0.406	1.644
182	1/29/2021	2.372	1.478	0.116	0.102	4.068
183	1/29/2021	0.322	0.333	0.29	0.379	1.324
184	1/29/2021	0.478	1.522	1.797	1.746	5.543
185	1/29/2021	1.354	1.842	0.797	0.328	4.321
186	1/29/2021	1.843	1.832	1.727	1.968	7.370
187	1/29/2021	1.551	3.394	2.623	1.663	9.231
188	1/29/2021	1.143	1.159	0.806	0.546	3.654
189	1/29/2021	0.092	0.096	0.178	0.109	0.475
190	1/29/2021	3.717	3.541	3.193	3.148	13.599
191	1/29/2021	1.846	3.42	6.373	6.971	18.610
192	1/29/2021	1.891	1.844	2.819	2.577	9.131
193	1/29/2021	0.958	1.645	1.263	0.905	4.771
194	1/29/2021	1.982	1.227	2.655	2.187	8.051

Duke Energy Kentucky
Peak Time Rebate Pilot Program

Customer	Event	Baseline Usage Hour Ending				Total
		4:00	5:00	6:00	7:00	
195	1/29/2021	0.35	0.404	0.223	0.15	1.127
196	1/29/2021	1.732	2.018	1.207	0.816	5.773
197	1/29/2021	0.072	0.161	0.251	0.03	0.514
198	1/29/2021	0.413	0.548	0.589	0.501	2.051
199	1/29/2021	0.411	0.413	0.611	0.804	2.239
200	1/29/2021	0.614	0.673	0.671	0.795	2.753
202	1/29/2021	1.69	2.233	1.538	1.786	7.247
203	1/29/2021	2.583	3.168	4.276	4.044	14.071
204	1/29/2021	1.543	1.497	1.253	1.282	5.575
205	1/29/2021	1.584	0.446	0.374	0.344	2.748
206	1/29/2021	0.727	0.651	0.656	0.686	2.720
207	1/29/2021	0.583	0.32	0.375	0.341	1.619
208	1/29/2021	10.399	7.775	7.979	5.933	32.086
209	1/29/2021	0.39	0.379	0.892	0.933	2.594
210	1/29/2021	0.388	1.398	0.74	1.453	3.979
211	1/29/2021	5.57	6.321	2.908	4.416	19.215
212	1/29/2021	1.142	0.929	1.438	1.111	4.620
213	1/29/2021	0.239	0.338	0.269	0.256	1.102
214	1/29/2021	2.829	1.597	1.764	1.149	7.339
215	1/29/2021	2.179	1.268	1.576	1.284	6.307
216	1/29/2021	3.749	4.153	2.562	6.494	16.958
217	1/29/2021	4.352	4.358	3.294	3.889	15.893
218	1/29/2021	0.727	1.007	0.857	0.68	3.271
219	1/29/2021	0.91	2.977	1.31	1.139	6.336
220	1/29/2021	0.528	0.926	1.248	0.975	3.677
221	1/29/2021	0.772	1.065	0.799	0.723	3.359
222	1/29/2021	6.824	4.069	7.321	4.318	22.532
223	1/29/2021	5.391	3.35	3.898	2.648	15.287
224	1/29/2021	0.344	0.335	0.3	0.343	1.322
225	1/29/2021	0.701	0.569	1.266	2.662	5.198
226	1/29/2021	1.586	1.591	2.133	2.576	7.886
227	1/29/2021	3.465	2.541	2.17	1.983	10.159
228	1/29/2021	0.413	0.367	0.39	0.364	1.534
229	1/29/2021	11.161	12.283	7.674	5.933	37.051
230	1/29/2021	0.452	0.484	0.384	0.414	1.734
231	1/29/2021	0.84	1.236	0.827	0.809	3.712
232	1/29/2021	2.244	1.396	7.649	2.37	13.659
233	1/29/2021	2.786	3.508	3.904	2.705	12.903
234	1/29/2021	1.321	1.456	1.43	1.53	5.737
235	1/29/2021	1.662	1.414	3.012	4.28	10.368
236	1/29/2021	3.723	3.954	3.872	3.275	14.824
237	1/29/2021	1.147	0.881	0.913	0.825	3.766
238	1/29/2021	0.508	0.613	0.202	0.154	1.477
239	1/29/2021	3.584	2.582	5.123	3.411	14.700
240	1/29/2021	0.346	0.394	0.427	1.038	2.205
241	1/29/2021	0.114	0.12	0.147	0.085	0.466
242	1/29/2021	3.285	2.352	2.288	3.354	11.279
244	1/29/2021	2.601	0.388	4.874	0.433	8.296
245	1/29/2021	0.69	1.886	8.062	3.204	13.842
246	1/29/2021	7.831	6.282	5.432	3.628	23.173
247	1/29/2021	2.933	4.449	5.574	3.713	16.669
248	1/29/2021	0.401	0.482	0.478	0.395	1.756
249	1/29/2021	1.023	0.629	0.194	0.165	2.011
250	1/29/2021	0.834	0.842	0.81	0.776	3.262
251	1/29/2021	1.055	0.765	0.868	0.417	3.105
252	1/29/2021	0.335	0.345	0.358	0.353	1.391
253	1/29/2021	0.354	0.301	0.325	0.286	1.266
254	1/29/2021	4.823	6.928	8.376	8.407	28.534
255	1/29/2021	1.718	1.648	1.94	1.996	7.302
256	1/29/2021	0.608	1.178	0.512	1.889	4.187
257	1/29/2021	0.708	0.714	0.587	2.124	4.133
258	1/29/2021	0.369	1.246	5.917	4.662	12.194

Duke Energy Kentucky
Peak Time Rebate Pilot Program

Customer	Event	Baseline Usage Hour Ending				Total
		4:00	5:00	6:00	7:00	
259	1/29/2021	0.303	0.358	0.346	0.433	1.440
260	1/29/2021	1.578	1.625	1.876	1.992	7.071
261	1/29/2021	3.407	1.004	0.38	0.44	5.231
262	1/29/2021	4.993	5.638	7.667	10.447	28.745
263	1/29/2021	0.344	0.357	0.369	0.366	1.436
264	1/29/2021	7.25	4.558	6.609	7.831	26.248
265	1/29/2021	4.247	2.684	3.141	4.229	14.301
266	1/29/2021	1.799	1.877	2.818	1.86	8.354
267	1/29/2021	2.53	2.626	2.797	1.829	9.782
268	1/29/2021	0.843	1.3	0.642	1.965	4.750
269	1/29/2021	1.416	1.157	1.089	2.125	5.787
270	1/29/2021	3.435	5.461	4.988	2.972	16.856
271	1/29/2021	0.369	0.377	0.449	0.541	1.736
272	1/29/2021	3.093	3.253	3.278	3.987	13.611
273	1/29/2021	1.551	11.421	14.501	2.739	30.212
274	1/29/2021	1.457	1.443	1.262	2.503	6.665
275	1/29/2021	2.611	2.599	2.733	2.621	10.564
276	1/29/2021	5.744	7.426	5.449	5.697	24.316
277	1/29/2021	0.359	0.354	0.229	0.22	1.162
278	1/29/2021	2.18	2.193	3.549	5.61	13.532
279	1/29/2021	2.666	2.066	4.798	2.034	11.564
280	1/29/2021	5.017	6.397	2.917	6.04	20.371
281	1/29/2021	1.413	0.924	2.697	3.529	8.563
282	1/29/2021	0.456	0.652	0.344	0.356	1.808
283	1/29/2021	0.458	0.227	0.237	0.196	1.118
284	1/29/2021	0.503	2.282	1.171	0.695	4.651
285	1/29/2021	0.599	0.541	0.529	0.518	2.187
286	1/29/2021	1.689	2.44	1.684	1.559	7.372
287	1/29/2021	0.361	0.346	0.341	0.45	1.498
288	1/29/2021	0.772	0.707	1.322	0.826	3.627
289	1/29/2021	0.452	0.536	0.546	0.546	2.080
290	1/29/2021	3.706	2.907	2.228	2.493	11.334
291	1/29/2021	5.941	4.103	4.342	5.689	20.075
292	1/29/2021	7.206	4.831	6.986	4.881	23.904
293	1/29/2021	0.465	0.73	0.609	0.974	2.778
294	1/29/2021	0.253	4.215	1.538	1.686	7.692
295	1/29/2021	0.521	0.556	1.532	3.573	6.182
296	1/29/2021	0.23	0.317	0.228	0.317	1.092
297	1/29/2021	3.698	2.079	3.722	1.698	11.197
298	1/29/2021	0.309	1.25	0.795	0.718	3.072
299	1/29/2021	1.442	2.684	0.098	0.525	4.749
300	1/29/2021	0.576	0.144	0.107	0.139	0.966
301	1/29/2021	0.2	0.622	1.831	0.29	2.943
302	1/29/2021	0.395	0.845	1.625	1.719	4.584
303	1/29/2021	0.369	0.388	0.449	0.585	1.791
304	1/29/2021	0.745	1.238	2.131	1.708	5.822
305	1/29/2021	0.913	1.476	3.746	1.7	7.835
306	1/29/2021	1.653	1.595	1.984	1.586	6.818
307	1/29/2021	1.435	1.04	1.121	1.693	5.289
308	1/29/2021	0.283	0.356	0.344	0.241	1.224
310	1/29/2021	1.159	1.229	1.044	1.263	4.695
312	1/29/2021	1.452	0.255	1.323	0.211	3.241
313	1/29/2021	0.718	0.91	0.592	0.504	2.724
314	1/29/2021	2.271	2.457	2.814	2.38	9.922
315	1/29/2021	2.083	2.953	1.887	1.795	8.718
316	1/29/2021	5.833	6.473	8.79	3.518	24.614
317	1/29/2021	0.41	0.177	1.987	1.212	3.786
318	1/29/2021	4.605	2.058	0.795	1.501	8.959
319	1/29/2021	1.582	1.691	2.364	0.7	6.337
320	1/29/2021	0.848	1.095	0.592	0.578	3.113
321	1/29/2021	2.086	2.836	2.37	3.054	10.346
322	1/29/2021	0.599	0.574	0.593	0.557	2.323

Duke Energy Kentucky
Peak Time Rebate Pilot Program

Customer	Event	Baseline Usage Hour Ending				Total
		4:00	5:00	6:00	7:00	
324	1/29/2021	6.927	11.69	6.19	4.007	28.814
325	1/29/2021	0.322	0.372	0.315	0.281	1.290
326	1/29/2021	0.758	1.221	1.38	1.086	4.445
327	1/29/2021	1.898	1.686	1.541	4.192	9.317
328	1/29/2021	0.321	0.577	0.301	0.473	1.672
329	1/29/2021	0.452	0.54	0.632	0.677	2.301
330	1/29/2021	5.069	5.631	5.126	5.776	21.602
331	1/29/2021	0.632	0.641	0.727	1.964	3.964
332	1/29/2021	2.794	2.502	2.655	2.731	10.682
333	1/29/2021	3.258	2.798	3.256	2.832	12.144
334	1/29/2021	0.458	0.374	0.28	0.279	1.391
335	1/29/2021	0.913	1.861	0.469	1.888	5.131
336	1/29/2021	0.312	0.5	0.363	0.44	1.615
337	1/29/2021	0.136	0.05	0.059	0.068	0.313
338	1/29/2021	3.713	3.712	3.795	3.342	14.562
339	1/29/2021	1.755	2.746	2.261	1.713	8.475
340	1/29/2021	4.975	0.567	0.422	0.283	6.247
341	1/29/2021	0.273	0.329	0.489	0.509	1.600
342	1/29/2021	0.285	0.287	0.288	0.404	1.264
343	1/29/2021	0.736	0.598	0.516	0.589	2.439
344	1/29/2021	2.328	2.286	2.666	2.215	9.495
345	1/29/2021	6.538	3.76	4.087	1.543	15.928
346	1/29/2021	1.96	1.857	3.91	2.48	10.207
347	1/29/2021	4.366	5.426	5.96	3.58	19.332
348	1/29/2021	0.39	0.351	2.808	0.963	4.512
350	1/29/2021	0.346	0.371	0.387	0.387	1.491
351	1/29/2021	1.496	1.688	0.941	1.182	5.307
352	1/29/2021	1.693	3.816	1.867	3.854	11.230
353	1/29/2021	0.555	0.511	1.737	1.886	4.689
354	1/29/2021	0.642	1.026	0.676	2.577	4.921
355	1/29/2021	0.329	0.334	0.384	0.284	1.331
356	1/29/2021	0.756	0.754	0.71	0.617	2.837
357	1/29/2021	5.05	4.425	3.25	1.934	14.659
358	1/29/2021	1.617	3.058	2.113	3.021	9.809
359	1/29/2021	0.516	0.613	1.285	2.12	4.534
360	1/29/2021	2.254	3.138	3.093	2.925	11.410
361	1/29/2021	0.279	0.301	0.352	1.241	2.173
362	1/29/2021	1.241	2.563	4.85	1.705	10.359
363	1/29/2021	17.34	3.847	6.428	3.91	31.525
364	1/29/2021	0.718	2.866	0.699	1.143	5.426
365	1/29/2021	2.118	2.201	2.141	2.188	8.648
366	1/29/2021	0.507	0.454	0.425	1.346	2.732
367	1/29/2021	0.413	0.374	0.141	0.218	1.146
368	1/29/2021	2.793	2.514	2.633	3.169	11.109
370	1/29/2021	0.909	0.632	0.528	0.578	2.647
371	1/29/2021	0.704	0.116	0.388	0.141	1.349
372	1/29/2021	1.295	1.519	3.037	3.597	9.448
374	1/29/2021	0.284	0.255	5.255	3.603	9.397
375	1/29/2021	4.827	4.942	5.544	6.063	21.376
376	1/29/2021	0.524	0.52	0.617	0.662	2.323
377	1/29/2021	1.097	1.123	1.391	1.093	4.704
378	1/29/2021	0.579	0.622	0.793	3.935	5.929
380	1/29/2021	0.439	0.515	0.34	0.347	1.641
381	1/29/2021	2.319	2.352	2.336	2.357	9.364
383	1/29/2021	1.018	0.149	0.414	0.227	1.808
384	1/29/2021	0.902	1.06	0.76	0.657	3.379
385	1/29/2021	1.344	1.353	1.562	1.573	5.832
386	1/29/2021	0.825	1.065	2.051	2.312	6.253
387	1/29/2021	8.379	4.683	4.217	12.576	29.855
388	1/29/2021	1.982	2.765	2.093	2.347	9.187
389	1/29/2021	2.37	2.774	1.448	1.696	8.288
390	1/29/2021	0.137	0.136	0.136	0.137	0.546

Duke Energy Kentucky
Peak Time Rebate Pilot Program

Customer	Event	Baseline Usage Hour Ending				Total
		4:00	5:00	6:00	7:00	
392	1/29/2021	0.69	0.836	0.352	0.311	2.189
393	1/29/2021	0.121	6.799	6.682	2.226	15.828
395	1/29/2021	2.065	2.797	4.544	3.022	12.428
396	1/29/2021	0.396	0.499	0.406	0.523	1.824
397	1/29/2021	0.618	0.476	0.471	0.448	2.013
398	1/29/2021	4.247	3.348	2.16	2.198	11.953
399	1/29/2021	0.359	0.586	0.419	0.569	1.933
400	1/29/2021	0.305	0.785	0.625	0.422	2.137
401	1/29/2021	0.295	0.333	0.366	0.367	1.361
402	1/29/2021	3.301	3.939	3.194	3.299	13.733
403	1/29/2021	2.82	4.745	3.459	1.468	12.492
404	1/29/2021	12.778	12.736	12.395	13.274	51.183
405	1/29/2021	0.654	1.712	1.031	0.996	4.393
406	1/29/2021	5.24	2.538	3.249	5.321	16.348
407	1/29/2021	0.893	1.096	1.65	1.633	5.272
408	1/29/2021	0.643	0.675	0.756	0.745	2.819
409	1/29/2021	0.37	0.285	0.276	0.304	1.235
410	1/29/2021	0.363	0.362	0.378	0.375	1.478
411	1/29/2021	0.693	0.92	1.697	1.083	4.393
412	1/29/2021	0.431	0.479	0.798	0.551	2.259
413	1/29/2021	0.494	0.71	0.406	0.984	2.594
414	1/29/2021	4.683	4.495	4.358	5.08	18.616
415	1/29/2021	0.06	0.373	1.322	1.588	3.343
416	1/29/2021	0.612	1.396	1.118	0.763	3.889
417	1/29/2021	5.57	6.092	5.767	5.193	22.622
418	1/29/2021	0.563	1.066	0.699	0.713	3.041
419	1/29/2021	1.023	1.339	1.115	0.836	4.313
420	1/29/2021	0.633	1.095	1.121	0.893	3.742
421	1/29/2021	3.391	3.343	3.324	3.839	13.897
422	1/29/2021	0.929	1.061	1.559	0.713	4.262
423	1/29/2021	0.934	0.881	0.66	0.645	3.120
424	1/29/2021	0.395	0.755	0.305	0.761	2.216
425	1/29/2021	0.476	0.252	0.241	0.23	1.199
426	1/29/2021	0.339	0.322	0.451	0.487	1.599
427	1/29/2021	0.291	0.341	0.335	0.306	1.273
428	1/29/2021	1.669	2.188	1.741	1.472	7.070
429	1/29/2021	0.435	0.382	0.407	0.37	1.594
430	1/29/2021	13.547	14.949	16.508	13.796	58.800
431	1/29/2021	1.14	1.143	3.309	4.16	9.752
432	1/29/2021	2.926	6.261	2.837	4.523	16.547
433	1/29/2021	2.327	2.882	4.148	3.418	12.775
434	1/29/2021	1.193	1.014	1.179	1.171	4.557
435	1/29/2021	1.403	1.043	0.95	1.177	4.573
436	1/29/2021	1.935	2.028	2.048	3.422	9.433
437	1/29/2021	0.708	0.671	0.783	1.191	3.353
438	1/29/2021	3.873	3.455	2.955	3.302	13.585
439	1/29/2021	2.913	2.165	1.69	2.428	9.196
440	1/29/2021	1.012	1.176	0.756	0.708	3.652
441	1/29/2021	0.054	0.054	0.111	0.294	0.513
442	1/29/2021	0.384	0.372	1.26	0.397	2.413
443	1/29/2021	0.082	0.057	0.08	0.087	0.306
444	1/29/2021	0.681	1.011	0.986	1.433	4.111
445	1/29/2021	0.401	0.481	0.382	0.51	1.774
446	1/29/2021	3.736	1.448	4.25	1.538	10.972
447	1/29/2021	4.557	5.866	5.409	4.925	20.757
448	1/29/2021	1.719	1.713	2.092	2.546	8.070
449	1/29/2021	5.1	6.606	6.656	5.405	23.767
450	1/29/2021	1.449	0.954	1.576	1.043	5.022
451	1/29/2021	0.704	1.27	3.09	1.977	7.041
452	1/29/2021	0.732	0.762	0.713	1.159	3.366
453	1/29/2021	3.19	3.014	4.061	1.914	12.179
454	1/29/2021	0.392	0.406	0.465	0.427	1.690

Duke Energy Kentucky
Peak Time Rebate Pilot Program

Customer	Event	Baseline Usage Hour Ending				Total
		4:00	5:00	6:00	7:00	
455	1/29/2021	7.352	4.85	3.852	3.804	19.858
456	1/29/2021	0.569	2.502	2.671	1.478	7.220
457	1/29/2021	1.213	1.083	1.102	0.889	4.287
458	1/29/2021	0.611	0.533	0.776	0.568	2.488
459	1/29/2021	0.956	0.548	0.536	1.146	3.186
460	1/29/2021	2.67	2.139	2.616	2.263	9.688
461	1/29/2021	0.703	0.458	0.948	3.782	5.891
462	1/29/2021	2.427	2.323	2.65	2.08	9.480
463	1/29/2021	0.429	0.379	0.402	0.382	1.592
464	1/29/2021	0.849	1.766	2.776	1.52	6.911
465	1/29/2021	3.977	0.961	0.621	0.129	5.688
466	1/29/2021	3.306	4.234	3.589	2.726	13.855
467	1/29/2021	1.633	1.675	2.014	2.195	7.517
468	1/29/2021	0.591	0.655	0.594	0.457	2.297
469	1/29/2021	2.104	2.644	2.011	2.466	9.225
470	1/29/2021	0.529	0.759	0.743	0.609	2.640
471	1/29/2021	2.163	1.542	1.948	1.307	6.960
472	1/29/2021	2.854	4.492	7.171	5.705	20.222
474	1/29/2021	0.64	0.259	0.276	0.274	1.449
475	1/29/2021	2.749	3.166	4.782	2.859	13.556
476	1/29/2021	0.505	0.611	0.749	1.163	3.028
477	1/29/2021	0.138	0.32	0.346	0.597	1.401
478	1/29/2021	0.671	0.092	0.206	0.314	1.283
479	1/29/2021	3.241	2.925	5.084	5.252	16.502
480	1/29/2021	0.662	0.781	0.829	0.743	3.015
481	1/29/2021	0.753	1.143	1.546	4.418	7.860
482	1/29/2021	0.682	0.765	0.542	0.53	2.519
483	1/29/2021	3.176	3.753	3.868	2.701	13.498
484	1/29/2021	1.394	1.77	1.582	1.45	6.196
485	1/29/2021	0.109	0.095	0.108	0.106	0.418
486	1/29/2021	1.899	1.618	2.524	3.222	9.263
487	1/29/2021	0.386	0.436	0.407	0.427	1.656
488	1/29/2021	0.567	0.552	0.558	0.619	2.296
489	1/29/2021	0.291	0.356	0.338	0.245	1.230
490	1/29/2021	4.549	4.387	3.58	4.109	16.625
491	1/29/2021	4.603	2.618	4.072	2.814	14.107
492	1/29/2021	0.427	0.45	0.758	1.737	3.372
493	1/29/2021	1.394	1.662	1.705	1.683	6.444
494	1/29/2021	2.823	2.626	2.214	2.179	9.842
495	1/29/2021	2.646	1.425	1.322	1.814	7.207
496	1/29/2021	2.88	1.095	2.512	3.469	9.956
497	1/29/2021	9.634	4.633	8.631	7.768	30.666
498	1/29/2021	4.063	4.523	1.937	2.741	13.264
499	1/29/2021	3.158	3.087	3.106	3.447	12.798
500	1/29/2021	3.134	3.722	3.008	3.173	13.037
501	1/29/2021	0.593	0.747	0.738	0.573	2.651
503	1/29/2021	0.795	0.649	0.576	0.529	2.549
504	1/29/2021	2.718	2.233	4.251	3.218	12.420
505	1/29/2021	1.494	2.33	1.202	1.466	6.492
506	1/29/2021	1.016	0.981	2.323	2.716	7.036
507	1/29/2021	6.908	5.736	5.13	3.147	20.921
508	1/29/2021	5.26	7.541	2.044	1.41	16.255
509	1/29/2021	2.755	4.331	1.82	2.052	10.958
510	1/29/2021	5.605	4.221	4.013	2.282	16.121
511	1/29/2021	0.431	0.457	0.595	0.565	2.048
512	1/29/2021	0.328	0.407	0.456	0.859	2.050
514	1/29/2021	1.579	2.002	1.535	1.778	6.894
515	1/29/2021	2.849	2.867	3.203	2.229	11.148
516	1/29/2021	0.401	0.442	0.336	0.373	1.552
517	1/29/2021	4.035	2.686	4.364	3.053	14.138
518	1/29/2021	0.355	0.345	1.165	1.033	2.898
519	1/29/2021	0.393	0.361	0.363	0.362	1.479

Duke Energy Kentucky
Peak Time Rebate Pilot Program

Customer	Event	Baseline Usage Hour Ending				Total
		4:00	5:00	6:00	7:00	
520	1/29/2021	0.345	0.412	1.617	0.73	3.104
521	1/29/2021	4.309	5.621	6.842	5.276	22.048
522	1/29/2021	1.761	1.929	2.293	1.907	7.890
523	1/29/2021	0.276	0.58	0.8	2.522	4.178
524	1/29/2021	0.373	0.371	2.813	0.619	4.176
525	1/29/2021	0.96	0.997	1.03	1.008	3.995
526	1/29/2021	2.016	1.997	2.161	1.923	8.097
527	1/29/2021	0.871	2.011	1.75	0.731	5.363
528	1/29/2021	1.162	1.467	2.063	3.986	8.678
529	1/29/2021	1.694	1.735	1.38	1.156	5.965
530	1/29/2021	0.449	1.452	1.451	0.262	3.614
531	1/29/2021	0.347	0.391	0.657	0.582	1.977
532	1/29/2021	4.173	1.758	5.66	1.813	13.404
533	1/29/2021	0.222	0.309	1.28	2.939	4.750
534	1/29/2021	0.038	0.037	0.09	0.038	0.203
535	1/29/2021	0.901	2.401	3.468	0.9	7.670
536	1/29/2021	0.526	0.447	0.428	0.319	1.720
537	1/29/2021	0.771	0.848	1.171	0.968	3.758
538	1/29/2021	5.68	4.255	4.925	2.339	17.199
539	1/29/2021	10.792	10.752	11.227	1.738	34.509
540	1/29/2021	0.305	0.689	0.792	0.597	2.383
541	1/29/2021	0.721	0.688	0.628	1.083	3.120
542	1/29/2021	0.526	0.552	0.609	0.231	1.918
543	1/29/2021	1.475	1.567	1.475	2.295	6.812
544	1/29/2021	1.073	1.182	0.953	0.766	3.974
545	1/29/2021	0.495	0.48	0.735	0.828	2.538
546	1/29/2021	1.667	0.803	0.586	0.891	3.947
547	1/29/2021	0.696	1.547	1.017	0.961	4.221
548	1/29/2021	0.288	0.305	0.284	0.262	1.139
549	1/29/2021	0.794	1.166	0.798	0.892	3.650
550	1/29/2021	1.504	1.337	1.426	1.773	6.040
551	1/29/2021	5.122	3.928	3.761	3.818	16.629
552	1/29/2021	0.496	0.577	0.583	0.583	2.239
553	1/29/2021	1.775	3.618	1.681	3.774	10.848
554	1/29/2021	1.553	5.441	3.787	1.445	12.226
555	1/29/2021	0.651	0.658	0.581	0.681	2.571
556	1/29/2021	1.92	1.938	2.148	2.878	8.884
557	1/29/2021	0.68	2.342	2.572	3.018	8.612
558	1/29/2021	0.664	0.425	1.074	0.422	2.585
559	1/29/2021	2.376	5.509	3.007	3.112	14.004
560	1/29/2021	9.939	9.704	10.871	9.099	39.613
561	1/29/2021	3.911	3.729	3.87	3.763	15.273
562	1/29/2021	1.992	2.283	2.245	2.345	8.865
563	1/29/2021	3.304	3.628	3.324	3.222	13.478
564	1/29/2021	0.05	0.591	0.348	0.441	1.430
565	1/29/2021	0.544	1.69	1.784	1.794	5.812
566	1/29/2021	0.224	0.241	0.208	0.27	0.943
567	1/29/2021	0.433	0.481	0.366	0.393	1.673
568	1/29/2021	0.275	0.251	0.299	0.277	1.102
569	1/29/2021	1.016	1.231	1.029	0.93	4.206
570	1/29/2021	0.23	0.493	0.372	0.299	1.394
571	1/29/2021	0.676	0.349	0.319	0.321	1.665
572	1/29/2021	2.939	3.137	3.103	2.919	12.098
573	1/29/2021	0.217	0.225	0.277	0.361	1.080
574	1/29/2021	2.157	2.551	2.056	2.127	8.891
575	1/29/2021	0.599	1.235	0.626	0.443	2.903
576	1/29/2021	0.769	0.737	0.751	1.021	3.278
577	1/29/2021	0.216	0.151	0.119	0.091	0.577
578	1/29/2021	0.57	0.767	0.572	0.453	2.362
579	1/29/2021	0.537	0.601	0.303	0.296	1.737
580	1/29/2021	1.897	1.982	2.43	5.411	11.720
581	1/29/2021	2.413	3.055	2.795	3.796	12.059

Duke Energy Kentucky
Peak Time Rebate Pilot Program

Customer	Event	Baseline Usage Hour Ending				Total
		4:00	5:00	6:00	7:00	
582	1/29/2021	1.755	1.599	1.233	0.886	5.473
584	1/29/2021	0.313	0.282	0.574	0.352	1.521
585	1/29/2021	2.731	1.693	5.38	1.953	11.757
586	1/29/2021	0.765	1.019	0.733	1.293	3.810
587	1/29/2021	2.772	0.311	2.763	0.761	6.607
588	1/29/2021	2.255	6.357	4.742	3.954	17.308
589	1/29/2021	0.65	0.617	0.598	0.747	2.612
590	1/29/2021	0.318	0.362	0.337	0.293	1.310
591	1/29/2021	0.746	0.405	0.505	2.293	3.949
592	1/29/2021	0.992	1.232	1.236	1.052	4.512
593	1/29/2021	0.604	0.818	0.848	0.864	3.134
594	1/29/2021	0.495	0.769	0.412	0.284	1.960
595	1/29/2021	3.082	8.116	8.884	3.986	24.068
596	1/29/2021	0.267	0.795	1.077	0.466	2.605
597	1/29/2021	2.052	2.4	2.118	2.18	8.750
598	1/29/2021	0.5	0.415	0.432	0.709	2.056
599	1/29/2021	0.863	0.536	0.506	0.499	2.404
600	1/29/2021	11.344	13.366	13.3	10.556	48.566
601	1/29/2021	0.659	0.279	0.314	0.288	1.540
602	1/29/2021	0.463	0.766	1.115	0.952	3.296
603	1/29/2021	0.754	0.931	0.619	0.493	2.797
604	1/29/2021	4.732	2.573	0.506	0.415	8.226
605	1/29/2021	1.837	5.998	2.993	2.192	13.020
606	1/29/2021	10.629	3.412	4.04	3.917	21.998
607	1/29/2021	0.083	0.593	2.61	2.604	5.890
608	1/29/2021	2.001	2.04	2.105	2.32	8.466
609	1/29/2021	2.451	1.039	1.975	1.417	6.882
610	1/29/2021	0.309	0.441	0.288	0.333	1.371
611	1/29/2021	0.847	1.067	0.969	0.842	3.725
612	1/29/2021	0.239	0.226	0.252	0.249	0.966
613	1/29/2021	0.524	0.519	1.477	0.592	3.112
614	1/29/2021	0.853	0.953	0.932	1.008	3.746
615	1/29/2021	1.994	1.951	4.267	1.652	9.864
616	1/29/2021	0.189	0.203	0.196	0.21	0.798
617	1/29/2021	0.512	0.604	0.915	0.655	2.686
618	1/29/2021	1.184	2.024	1.121	1.378	5.707
619	1/29/2021	0.771	0.908	1.473	0.479	3.631
620	1/29/2021	0.478	0.594	0.571	0.533	2.176
621	1/29/2021	0.886	1.256	1.035	1.014	4.191
622	1/29/2021	4.561	1.983	3.481	1.776	11.801
623	1/29/2021	0.401	0.5	0.435	0.284	1.620
624	1/29/2021	0.382	0.365	0.306	0.299	1.352
625	1/29/2021	0.36	0.321	0.5	0.461	1.642
626	1/29/2021	2.336	2.068	2.385	1.282	8.071
627	1/29/2021	0.849	1.013	0.443	0.467	2.772
628	1/29/2021	0.536	0.557	1.849	2.018	4.960
629	1/29/2021	0.787	0.786	1.138	1.533	4.244
630	1/29/2021	4.187	1.95	3.188	2.633	11.958
631	1/29/2021	3.066	3.881	2.146	4.299	13.392
632	1/29/2021	0.557	0.772	0.946	0.929	3.204
633	1/29/2021	0.971	0.998	0.151	3.133	5.253
634	1/29/2021	2.383	2.333	3.366	2.91	10.992
635	1/29/2021	0.768	0.898	0.966	3.397	6.029
636	1/29/2021	0.456	0.284	0.222	0.197	1.159
637	1/29/2021	0.994	1.821	3.176	1.164	7.155
638	1/29/2021	3.425	3.502	3.695	3.587	14.209
639	1/29/2021	2.529	2.468	2.282	2.424	9.703
640	1/29/2021	2.823	2.274	8.333	3.71	17.140
641	1/29/2021	1.18	1.302	1.514	1.759	5.755
642	1/29/2021	4.661	4.342	5.101	4.769	18.873
643	1/29/2021	0.73	0.622	0.617	0.603	2.572
644	1/29/2021	1.151	1.029	1.019	2.816	6.015

Duke Energy Kentucky
Peak Time Rebate Pilot Program

Customer	Event	Baseline Usage Hour Ending				Total
		4:00	5:00	6:00	7:00	
645	1/29/2021	0.03	0.532	0.407	0.532	1.501
646	1/29/2021	0.572	0.564	4.361	1.387	6.884
647	1/29/2021	0.516	0.484	0.284	0.416	1.700
648	1/29/2021	0.437	0.592	0.577	0.566	2.172
649	1/29/2021	3.138	3.043	3.58	2.752	12.513
650	1/29/2021	0.592	0.605	0.652	0.704	2.553
651	1/29/2021	5.223	6.76	6.185	5.54	23.708
652	1/29/2021	0.376	0.41	0.768	2.338	3.892
653	1/29/2021	2.156	2.313	3.007	2.154	9.630
654	1/29/2021	1.542	0.75	0.471	0.503	3.266
655	1/29/2021	0.178	0.176	0.204	1.17	1.728
656	1/29/2021	3.953	4.302	4.995	3.846	17.096
657	1/29/2021	0.178	0.144	0.163	0.182	0.667
658	1/29/2021	19.543	10.974	12.602	8.637	51.756
659	1/29/2021	3.164	2.946	4.263	2.329	12.702
660	1/29/2021	2.428	3.04	2.119	3.022	10.609
661	1/29/2021	1.46	0.526	0.483	1.479	3.948
662	1/29/2021	1.491	1.394	1.391	1.776	6.052
663	1/29/2021	1.908	2.96	1.666	1.63	8.164
665	1/29/2021	9.176	7.318	6.33	4.769	27.593
666	1/29/2021	0.444	0.641	0.761	2.243	4.089
667	1/29/2021	0.821	0.864	0.907	0.917	3.509
668	1/29/2021	0.6	0.636	1.274	1.194	3.704
669	1/29/2021	0.577	0.594	0.791	0.785	2.747
670	1/29/2021	0.416	0.972	0.402	2.225	4.015
672	1/29/2021	2.03	3.848	3.268	3.119	12.265
673	1/29/2021	0.302	0.27	0.543	0.495	1.610
674	1/29/2021	9.153	8.818	3.211	5.269	26.451
675	1/29/2021	0.686	0.618	0.376	0.397	2.077
676	1/29/2021	1.216	1.023	0.953	1.215	4.407
677	1/29/2021	1.436	0.393	0.393	0.373	2.595
678	1/29/2021	4.207	3.138	1.333	2.052	10.730
679	1/29/2021	0.671	0.743	0.494	0.554	2.462
680	1/29/2021	1.389	1.208	1.356	0.803	4.756
681	1/29/2021	1.137	0.904	0.571	0.672	3.284
682	1/29/2021	0.432	3.445	0.788	0.74	5.405
683	1/29/2021	0.397	0.423	0.297	0.312	1.429
685	1/29/2021	1.332	2.814	0.94	0.766	5.852
686	1/29/2021	1.811	2.473	2.374	2.286	8.944
687	1/29/2021	6.518	8.461	5.209	3.301	23.489
688	1/29/2021	0.397	0.185	0.945	2.018	3.545
689	1/29/2021	2.404	0.086	2.481	2.48	7.451
690	1/29/2021	5.084	5.065	5.354	5.912	21.415
691	1/29/2021	0.224	0.183	0.241	0.273	0.921
692	1/29/2021	3.659	1.659	1.85	0.447	7.615
693	1/29/2021	0.634	1.032	0.978	0.896	3.540
694	1/29/2021	0.221	0.407	0.244	0.553	1.425
695	1/29/2021	3.119	2.069	4.348	2.858	12.394
696	1/29/2021	1.385	1.406	1.675	3.034	7.500
697	1/29/2021	0.109	0.108	0.099	0.102	0.418
698	1/29/2021	1.671	1.003	1.182	1.298	5.154
699	1/29/2021	3.107	3.316	5.005	0.173	11.601
700	1/29/2021	2.536	1.678	5.219	2.481	11.914
701	1/29/2021	0.795	0.786	0.741	0.883	3.205
702	1/29/2021	1.87	1.74	1.911	1.509	7.030
703	1/29/2021	1.58	1.121	0.969	1.034	4.704
704	1/29/2021	0.52	0.839	0.842	0.884	3.085
705	1/29/2021	1.503	1.617	1.629	1.602	6.351
706	1/29/2021	0.266	0.298	0.284	0.35	1.198
707	1/29/2021	1.111	0.989	0.945	0.833	3.878
708	1/29/2021	4.98	4.683	6.524	6.552	22.739
709	1/29/2021	1.002	0.648	0.509	0.455	2.614

Duke Energy Kentucky
Peak Time Rebate Pilot Program

Customer	Event	Baseline Usage Hour Ending				Total
		4:00	5:00	6:00	7:00	
710	1/29/2021	2.009	2.304	2.286	2.488	9.087
711	1/29/2021	6.161	6.931	7.972	5.507	26.571
712	1/29/2021	3.019	2.488	2.717	2.259	10.483
713	1/29/2021	4.543	5.15	1.726	3.111	14.530
714	1/29/2021	0.27	0.265	0.95	1.724	3.209
715	1/29/2021	2.735	0.507	2.24	2.47	7.952
716	1/29/2021	2.681	2.597	2.656	2.631	10.565
717	1/29/2021	2.188	2.96	3.015	2.909	11.072
719	1/29/2021	1.328	1.32	1.168	1.282	5.098
720	1/29/2021	0.482	0.715	0.772	1.501	3.470
721	1/29/2021	0.498	0.293	0.24	0.227	1.258
722	1/29/2021	2.554	3.302	3.223	2.527	11.606
723	1/29/2021	0.202	0.191	0.68	0.363	1.436
724	1/29/2021	3.972	3.034	4.441	4.678	16.125
725	1/29/2021	2.131	2.94	0.456	0.169	5.696
726	1/29/2021	0.455	0.458	0.769	0.042	1.724
728	1/29/2021	0.49	0.633	0.497	0.453	2.073
729	1/29/2021	0.339	0.393	0.739	0.462	1.933
730	1/29/2021	0.474	0.513	0.474	0.685	2.146
731	1/29/2021	0.243	0.221	0.244	0.237	0.945
732	1/29/2021	3.912	6.69	4.118	6.31	21.030
733	1/29/2021	0.67	0.723	0.544	0.279	2.216
734	1/29/2021	1.851	1.755	1.8	0.664	6.070
735	1/29/2021	1.442	1.33	0.92	0.941	4.633
736	1/29/2021	1.57	4.819	2.486	2.711	11.586
737	1/29/2021	9.025	9.086	8.268	6.419	32.798
738	1/29/2021	3.35	4.984	3.197	2.66	14.191
739	1/29/2021	0.603	0.894	0.442	1.287	3.226
740	1/29/2021	0.645	0.653	1.015	0.186	2.499
741	1/29/2021	0.914	0.595	0.608	0.975	3.092
743	1/29/2021	1.042	2.265	0.913	0.835	5.055
744	1/29/2021	0.359	0.198	0.256	0.266	1.079
745	1/29/2021	0.176	0.232	0.212	1.613	2.233
746	1/29/2021	3.89	3.123	9.338	4.286	20.637
747	1/29/2021	3.096	2.647	3.338	1.811	10.892
748	1/29/2021	2.649	3.197	2.942	3.849	12.637
749	1/29/2021	2.289	2.052	2.157	1.061	7.559
750	1/29/2021	1.82	2.645	4.048	2.403	10.916
751	1/29/2021	0.346	0.425	1.278	2.703	4.752
752	1/29/2021	0.965	1.008	0.939	1.021	3.933
753	1/29/2021	0.742	0.814	1.636	2.219	5.411
754	1/29/2021	3.414	4.178	2.448	3.506	13.546
755	1/29/2021	0.387	0.429	0.493	0.344	1.653
756	1/29/2021	2.967	1.626	1.271	2.324	8.188
757	1/29/2021	5.54	5.075	6.339	3.136	20.090
758	1/29/2021	0.63	0.69	0.789	0.863	2.972
759	1/29/2021	0.387	0.385	0.376	0.465	1.613
760	1/29/2021	7.054	0.513	4.285	4.597	16.449
761	1/29/2021	13.518	9.825	0.764	2.516	26.623
762	1/29/2021	3.026	3.085	2.9	3.03	12.041
763	1/29/2021	0.389	0.736	0.353	0.303	1.781
764	1/29/2021	0.601	0.505	0.459	0.495	2.060
765	1/29/2021	1.359	1.259	0.842	1.136	4.596
766	1/29/2021	1.954	1.96	1.995	1.8	7.709
767	1/29/2021	2.323	4.131	2.157	1.397	10.008
768	1/29/2021	1.377	0.584	2.165	2.76	6.886
769	1/29/2021	1.209	0.966	0.991	0.982	4.148
771	1/29/2021	2.632	4.638	8.689	2.654	18.613
772	1/29/2021	0.3	0.472	0.255	0.243	1.270
773	1/29/2021	0.27	0.607	1.918	0.994	3.789
774	1/29/2021	2.154	3.351	4.632	1.427	11.564
775	1/29/2021	0.77	1.327	0.745	0.958	3.800

Duke Energy Kentucky
Peak Time Rebate Pilot Program

Customer	Event	Baseline Usage Hour Ending				Total
		4:00	5:00	6:00	7:00	
776	1/29/2021	0.469	0.509	0.492	0.458	1.928
777	1/29/2021	3.308	4.839	1.856	1.934	11.937
778	1/29/2021	0.324	0.35	1.103	2.225	4.002
779	1/29/2021	1.922	2.476	0.863	7	12.261
780	1/29/2021	0.556	1.413	0.68	0.199	2.848
781	1/29/2021	0.58	0.388	0.314	0.539	1.821
782	1/29/2021	4.113	4.173	3.812	2.877	14.975
783	1/29/2021	6.72	7.253	8.933	7.095	30.001
784	1/29/2021	0.574	0.392	0.464	0.439	1.869
785	1/29/2021	3.985	6.196	6.892	2.532	19.605
786	1/29/2021	0.893	0.597	0.369	1.421	3.280
787	1/29/2021	3.228	4.673	2.922	5.577	16.400
789	1/29/2021	0.54	0.584	0.727	0.493	2.344
790	1/29/2021	3.011	1.649	1.468	1.709	7.837
791	1/29/2021	0.66	2.025	1.203	1.881	5.769
793	1/29/2021	0.384	0.476	1.776	0.649	3.285
794	1/29/2021	4.274	2.638	2.3	2.878	12.090
795	1/29/2021	2.323	2.861	3.001	2.558	10.743
796	1/29/2021	0.072	0.072	0.059	0.055	0.258
797	1/29/2021	0.775	5.547	1.836	2.744	10.902
798	1/29/2021	0.427	0.523	0.333	0.327	1.610
799	1/29/2021	1.349	2.407	2.956	5.648	12.360
800	1/29/2021	0.499	0.742	0.793	0.712	2.746
802	1/29/2021	0.746	1.571	3.478	3.154	8.949
803	1/29/2021	0.706	0.639	0.638	0.659	2.642
804	1/29/2021	4.251	0.525	5.395	1.736	11.907
805	1/29/2021	5.411	7.272	3.89	6.043	22.616
806	1/29/2021	3.593	2.58	0.05	0.842	7.065
807	1/29/2021	0.322	0.301	1.118	0.706	2.447
808	1/29/2021	1.236	0.655	3.239	0.691	5.821
810	1/29/2021	2.087	1.858	1.934	1.73	7.609
811	1/29/2021	3.826	3.611	3.929	3.866	15.232
813	1/29/2021	0.366	0.444	2.916	1.053	4.779
814	1/29/2021	2.623	2.742	3.423	1.288	10.076
816	1/29/2021	0.574	1.507	1.154	2.148	5.383
817	1/29/2021	3.005	4.292	7.814	3.127	18.238
818	1/29/2021	2.025	3.4	2.741	1.617	9.783
819	1/29/2021	4.774	4.778	4.669	4.7	18.921
820	1/29/2021	4.373	4.57	4.366	4.289	17.598
821	1/29/2021	0.223	5.778	1.367	3.664	11.032
822	1/29/2021	0.609	0.986	0.792	0.891	3.278
823	1/29/2021	0.448	0.471	0.289	0.317	1.525
824	1/29/2021	0.487	0.393	0.577	0.751	2.208
825	1/29/2021	0.754	0.646	0.66	0.646	2.706
826	1/29/2021	2.503	1.786	1.752	1.782	7.823
827	1/29/2021	0.842	1.069	0.819	0.723	3.453
828	1/29/2021	2.208	4.066	5.871	2.514	14.659
829	1/29/2021	0.37	0.375	0.4	0.592	1.737
830	1/29/2021	0.452	0.629	0.905	0.697	2.683
831	1/29/2021	0.709	0.95	0.534	0.345	2.538
832	1/29/2021	0.558	0.53	0.508	0.735	2.331
833	1/29/2021	2.206	2.416	3.014	2.735	10.371
834	1/29/2021	0.037	0.065	0.557	0.387	1.046
835	1/29/2021	7.704	7.263	5.207	8.344	28.518
836	1/29/2021	1.526	1.418	1.639	1.6	6.183
837	1/29/2021	3.392	3.411	3.372	3.455	13.630
838	1/29/2021	0.106	0.421	0.421	0.413	1.361
839	1/29/2021	4.312	0.723	0.853	0.902	6.790
840	1/29/2021	0.721	0.626	0.751	0.9	2.998
841	1/29/2021	1.185	2.835	4.278	10.532	18.830
842	1/29/2021	0.874	0.998	0.344	0.272	2.488
843	1/29/2021	4.468	6.187	12.912	5.368	28.935

Duke Energy Kentucky
Peak Time Rebate Pilot Program

Customer	Event	Baseline Usage Hour Ending				Total
		4:00	5:00	6:00	7:00	
844	1/29/2021	0.401	0.354	0.438	0.417	1.610
845	1/29/2021	2.969	4.471	4.376	3.524	15.340
846	1/29/2021	0.911	0.826	1.812	0.811	4.360
847	1/29/2021	4.503	4.042	3.597	2.51	14.652
848	1/29/2021	0.54	2.227	1.7	2.008	6.475
849	1/29/2021	0.476	0.505	0.511	0.77	2.262
850	1/29/2021	8.517	8.336	8.447	8.33	33.630
851	1/29/2021	0.978	0.716	0.695	1.414	3.803
852	1/29/2021	0.282	0.392	1.112	0.466	2.252
853	1/29/2021	0.467	1.162	0.416	0.458	2.503
854	1/29/2021	0.534	0.513	0.649	1.022	2.718
855	1/29/2021	0.506	0.572	0.446	0.609	2.133
856	1/29/2021	1.183	1.128	1.124	1.216	4.651
857	1/29/2021	0.977	0.943	0.676	0.516	3.112
858	1/29/2021	1.033	1.324	1.135	1.7	5.192
859	1/29/2021	0.806	1.495	1.444	1.494	5.239
861	1/29/2021	0.227	0.183	0.164	0.163	0.737
862	1/29/2021	2.467	4.317	3.278	2.467	12.529
863	1/29/2021	1.633	1.207	1.415	1.759	6.014
864	1/29/2021	0.867	1.833	2.594	2.94	8.234
865	1/29/2021	3.075	3.215	3.33	3.153	12.773
866	1/29/2021	2.77	2.912	2.823	2.937	11.442
867	1/29/2021	3.669	3.664	3.916	3.629	14.878
868	1/29/2021	0.722	0.771	0.747	0.754	2.994
869	1/29/2021	0.773	0.752	0.655	0.648	2.828
870	1/29/2021	1.365	2.575	1.838	1.43	7.208
871	1/29/2021	3.192	3.575	2.977	2.663	12.407
872	1/29/2021	4.942	4.268	3.134	5.299	17.643
873	1/29/2021	1.315	0.603	1.35	0.836	4.104
874	1/29/2021	1.294	1.691	1.406	2.523	6.914
875	1/29/2021	0.734	0.638	0.525	1.111	3.008
876	1/29/2021	0.226	0.326	0.232	0.227	1.011
877	1/29/2021	0.907	0.948	0.981	0.993	3.829
878	1/29/2021	0.175	0.165	0.183	2.953	3.476
879	1/29/2021	0.306	0.301	0.134	0.132	0.873
880	1/29/2021	0.36	0.34	0.372	0.407	1.479
881	1/29/2021	0.542	0.472	0.963	0.662	2.639
882	1/29/2021	1.855	1.326	2.212	1.406	6.799
883	1/29/2021	2.586	2.65	2.797	2.737	10.770
884	1/29/2021	4.637	5.848	3.685	4.815	18.985
885	1/29/2021	2.034	1.139	3.74	1.786	8.699
886	1/29/2021	0.624	0.35	0.346	0.313	1.633
887	1/29/2021	0.827	0.709	0.33	0.317	2.183
888	1/29/2021	0.237	0.229	0.227	0.48	1.173
889	1/29/2021	1.307	1.298	1.222	1.141	4.968
890	1/29/2021	2.02	0.767	1.897	2.054	6.738
891	1/29/2021	0.869	0.972	1.057	1.027	3.925
892	1/29/2021	1.51	2.959	2.55	1.595	8.614
893	1/29/2021	0.384	0.553	2.644	9.225	12.806
894	1/29/2021	0.303	0.418	0.475	0.3	1.496
895	1/29/2021	2.165	2.057	2.149	2.062	8.433
896	1/29/2021	0.654	1.16	0.382	0.482	2.678
898	1/29/2021	0.132	0.116	0.075	0.075	0.398
899	1/29/2021	0.284	0.391	1.655	0.26	2.590
2	2/12/2021	0.86	0.927	2.742	3.826	8.355
3	2/12/2021	4.882	4.06	3.181	3.669	15.792
4	2/12/2021	1.634	2.059	2.016	1.569	7.278
5	2/12/2021	0.439	0.551	0.752	0.725	2.467
6	2/12/2021	0.881	1.43	1.044	0.998	4.353
7	2/12/2021	1.815	2.523	2.824	2.846	10.008
8	2/12/2021	0.582	1.023	1.071	0.988	3.664

Duke Energy Kentucky
Peak Time Rebate Pilot Program

Customer	Event	Baseline Usage Hour Ending				Total
		4:00	5:00	6:00	7:00	
10	2/12/2021	1.927	1.138	0.533	1.291	4.889
11	2/12/2021	18.77	20.358	12.336	10.805	62.269
12	2/12/2021	0.685	0.602	0.531	0.496	2.314
13	2/12/2021	2.424	8.545	11.974	8.901	31.844
14	2/12/2021	3.284	3.081	4.039	10.757	21.161
15	2/12/2021	0.472	0.469	0.347	0.815	2.103
16	2/12/2021	2.965	2.804	2.928	2.827	11.524
17	2/12/2021	0.176	0.165	0.175	0.162	0.678
18	2/12/2021	1.575	2.35	3.64	4.936	12.501
19	2/12/2021	2.653	2.853	2.947	2.069	10.522
20	2/12/2021	0.385	0.362	0.264	0.25	1.261
21	2/12/2021	3.837	3.466	3.342	2.627	13.272
22	2/12/2021	0.583	0.814	1.53	1.585	4.512
23	2/12/2021	3.004	3.111	3.009	2.938	12.062
24	2/12/2021	0.739	0.884	0.864	0.933	3.420
25	2/12/2021	0.821	3.104	4.615	2.845	11.385
26	2/12/2021	1.151	0.973	1.279	1.021	4.424
27	2/12/2021	1.899	1.808	1.811	2.795	8.313
28	2/12/2021	1.254	1.142	1.548	1.741	5.685
29	2/12/2021	0.279	0.493	0.397	0.361	1.530
30	2/12/2021	3.82	3.969	1.916	3.808	13.513
32	2/12/2021	0.417	0.46	0.318	0.268	1.463
33	2/12/2021	12.401	11.687	12.822	10.924	47.834
34	2/12/2021	0.622	0.642	0.809	1.068	3.141
35	2/12/2021	0.27	0.475	0.649	0.416	1.810
36	2/12/2021	0.716	1.543	1.086	0.578	3.923
37	2/12/2021	2.852	1.4	2.011	0.562	6.825
38	2/12/2021	1.911	3.842	3.276	1.415	10.444
39	2/12/2021	9.288	7.078	7.804	8.221	32.391
41	2/12/2021	0.923	0.874	0.668	0.841	3.306
42	2/12/2021	0.264	0.192	0.165	0.159	0.780
43	2/12/2021	0.774	1.089	1.052	1.043	3.958
44	2/12/2021	2.594	2.465	3.154	3.987	12.200
45	2/12/2021	0.178	0.191	0.184	0.185	0.738
46	2/12/2021	0.572	0.89	0.982	0.992	3.436
47	2/12/2021	5.594	6.355	6.763	9.386	28.098
48	2/12/2021	4.416	4.563	4.668	5.75	19.397
49	2/12/2021	0.793	0.755	1.342	0.676	3.566
50	2/12/2021	0.16	0.161	0.258	0.17	0.749
51	2/12/2021	0.744	0.648	1.147	0.864	3.403
52	2/12/2021	2.864	3.754	3.257	3.265	13.140
53	2/12/2021	1.359	1.299	1.319	1.174	5.151
54	2/12/2021	1.224	1.418	1.575	1.728	5.945
55	2/12/2021	2.476	3.916	1.704	1.089	9.185
56	2/12/2021	2.629	3.621	2.555	2.749	11.554
57	2/12/2021	1.374	1.107	1.134	1.3	4.915
58	2/12/2021	1.156	0.936	0.994	0.954	4.040
59	2/12/2021	0.35	0.471	0.313	0.527	1.661
60	2/12/2021	0.568	2.568	0.806	0.56	4.502
61	2/12/2021	4.857	4.542	5.542	4.44	19.381
62	2/12/2021	1.502	1.243	0.765	1.648	5.158
63	2/12/2021	0.662	0.931	2.722	1.752	6.067
64	2/12/2021	3.708	4.411	3.587	5.156	16.862
65	2/12/2021	1.057	0.955	1.402	0.686	4.100
66	2/12/2021	6.566	5.207	3.172	3.022	17.967
67	2/12/2021	0.887	1.563	1.852	1.256	5.558
68	2/12/2021	5.09	4.699	6.71	7.198	23.697
69	2/12/2021	0.27	0.248	0.236	0.252	1.006
70	2/12/2021	4.217	0.174	0.508	0.284	5.183
71	2/12/2021	1.27	1.482	0.739	0.373	3.864
72	2/12/2021	3.607	4.49	4.768	3.89	16.755
73	2/12/2021	0.653	0.686	0.63	0.58	2.549

Duke Energy Kentucky
Peak Time Rebate Pilot Program

Customer	Event	Baseline Usage Hour Ending				Total
		4:00	5:00	6:00	7:00	
74	2/12/2021	0.065	0.398	5.33	8.554	14.347
75	2/12/2021	0.075	0.073	0.072	0.069	0.289
76	2/12/2021	0.446	0.49	0.511	0.527	1.974
77	2/12/2021	3.012	2.594	2.577	2.315	10.498
78	2/12/2021	2.394	2.443	2.363	2.368	9.568
79	2/12/2021	0.492	0.548	0.583	0.743	2.366
80	2/12/2021	0.778	3.825	2.763	1.263	8.629
81	2/12/2021	0.195	0.631	0.676	0.309	1.811
82	2/12/2021	1.594	1.476	3.462	2.043	8.575
83	2/12/2021	6.581	6.137	4.862	3.538	21.118
84	2/12/2021	0.96	0.706	1.032	0.55	3.248
85	2/12/2021	0.935	1.008	0.91	0.964	3.817
86	2/12/2021	0.631	1.236	0.984	1.032	3.883
88	2/12/2021	0.184	0.253	0.299	0.276	1.012
89	2/12/2021	0.561	1.498	0.73	0.923	3.712
90	2/12/2021	0.536	0.549	0.582	0.545	2.212
91	2/12/2021	0.373	0.393	0.357	0.436	1.559
92	2/12/2021	2.222	1.88	2.49	4.077	10.669
94	2/12/2021	6.341	6.983	7.011	4.179	24.514
95	2/12/2021	3.641	4.56	3.93	2.941	15.072
97	2/12/2021	4.517	6.195	4.936	3.075	18.723
98	2/12/2021	3.132	4.722	4.529	3.319	15.702
99	2/12/2021	0.978	2.832	1.883	1.648	7.341
100	2/12/2021	1.11	2.601	1.845	2.101	7.657
101	2/12/2021	1.575	2.071	3.568	2.468	9.682
102	2/12/2021	1.374	2.667	1.715	2.94	8.696
103	2/12/2021	2.951	4.128	3.473	5.189	15.741
104	2/12/2021	2.966	3.723	2.438	1.447	10.574
105	2/12/2021	1.35	1.492	1.455	1.412	5.709
106	2/12/2021	2.297	2.206	1.872	2.007	8.382
107	2/12/2021	0.406	0.471	0.909	0.635	2.421
108	2/12/2021	2.44	1.384	2.399	1.233	7.456
109	2/12/2021	0.457	0.416	0.605	0.666	2.144
110	2/12/2021	0.757	0.948	0.955	0.942	3.602
111	2/12/2021	2.135	2.877	2.305	0.543	7.860
112	2/12/2021	1.693	1.55	2.379	2.2	7.822
113	2/12/2021	1.266	1.795	2.736	1.833	7.630
114	2/12/2021	5.094	5.344	4.818	3.909	19.165
115	2/12/2021	0.426	0.737	0.805	0.405	2.373
116	2/12/2021	1.255	1.171	1.344	0.986	4.756
117	2/12/2021	3.416	3.228	2.894	2.012	11.550
118	2/12/2021	0.314	0.353	0.39	0.293	1.350
119	2/12/2021	0.448	0.401	0.55	0.418	1.817
120	2/12/2021	10.508	5.72	3.81	2.286	22.324
121	2/12/2021	0.543	0.605	0.934	0.433	2.515
122	2/12/2021	8.162	6.854	6.39	6.778	28.184
123	2/12/2021	1.71	1.846	1.584	1.706	6.846
124	2/12/2021	1.561	3.426	4.177	1.207	10.371
126	2/12/2021	1.5	1.685	1.449	2.82	7.454
127	2/12/2021	2.241	2.802	2.204	1.91	9.157
128	2/12/2021	3.516	3.726	8.746	3.31	19.298
129	2/12/2021	1.526	1.596	1.54	1.562	6.224
130	2/12/2021	2.199	3.39	3.112	1.922	10.623
131	2/12/2021	2.338	2.231	2.212	2.141	8.922
132	2/12/2021	2.451	4.807	1.544	1.171	9.973
134	2/12/2021	0.196	0.246	0.222	0.63	1.294
135	2/12/2021	0.11	0.976	0.734	0.379	2.199
136	2/12/2021	3.125	4.599	3.627	3.508	14.859
137	2/12/2021	0.662	0.67	0.791	0.59	2.713
138	2/12/2021	2.769	1.702	2.018	2.229	8.718
139	2/12/2021	1.173	1.365	1.849	3.445	7.832
140	2/12/2021	5.814	5.558	4.673	2.92	18.965

Duke Energy Kentucky
Peak Time Rebate Pilot Program

Customer	Event	Baseline Usage Hour Ending				Total
		4:00	5:00	6:00	7:00	
141	2/12/2021	1.276	2.172	2.28	2.118	7.846
142	2/12/2021	3.158	3.195	3.244	3.215	12.812
143	2/12/2021	0.541	0.353	0.785	0.513	2.192
144	2/12/2021	0.405	0.336	1.087	0.28	2.108
145	2/12/2021	1.197	0.793	0.643	0.824	3.457
146	2/12/2021	1.178	1.103	1.139	0.884	4.304
147	2/12/2021	0.507	0.468	0.439	0.616	2.030
148	2/12/2021	1.932	2.047	1.529	1.505	7.013
149	2/12/2021	0.967	0.814	0.973	1.611	4.365
150	2/12/2021	0.996	1.069	1.045	1.05	4.160
151	2/12/2021	5.131	4.773	4.877	4.783	19.564
152	2/12/2021	0.981	0.691	0.701	0.733	3.106
153	2/12/2021	1.167	1.185	0.554	0.516	3.422
154	2/12/2021	0.872	0.817	0.685	0.591	2.965
155	2/12/2021	0.573	0.38	0.36	0.341	1.654
156	2/12/2021	0.341	0.383	0.343	0.35	1.417
157	2/12/2021	0.385	0.452	0.304	0.327	1.468
158	2/12/2021	0.15	0.226	0.432	0.335	1.143
159	2/12/2021	1.552	1.398	1.307	1.085	5.342
160	2/12/2021	4.003	1.276	0.649	0.603	6.531
161	2/12/2021	0.617	0.366	0.266	0.248	1.497
162	2/12/2021	0.406	0.411	0.461	0.497	1.775
164	2/12/2021	0.557	0.62	0.494	0.508	2.179
165	2/12/2021	0.373	0.355	0.375	0.44	1.543
166	2/12/2021	1.755	2.769	1.721	1.489	7.734
167	2/12/2021	2.004	1.141	1.835	1.094	6.074
168	2/12/2021	0.636	0.574	0.942	3.057	5.209
169	2/12/2021	0.67	1.308	0.682	0.497	3.157
170	2/12/2021	2.345	2.951	1.545	1.761	8.602
171	2/12/2021	0.588	0.664	0.945	1.035	3.232
172	2/12/2021	0.601	0.74	1.1	1.574	4.015
173	2/12/2021	3.773	3.504	1.061	1.048	9.386
174	2/12/2021	5.99	4.463	4.539	5.023	20.015
175	2/12/2021	0.564	0.581	0.658	0.754	2.557
177	2/12/2021	0.797	0.42	0.394	0.365	1.976
178	2/12/2021	0.694	0.699	0.59	0.812	2.795
179	2/12/2021	3.027	2.041	1.573	1.791	8.432
180	2/12/2021	1.037	1.104	4.937	1.749	8.827
181	2/12/2021	0.437	0.432	0.451	0.399	1.719
182	2/12/2021	2.707	2.539	1.525	1.837	8.608
183	2/12/2021	0.389	0.407	0.288	0.388	1.472
184	2/12/2021	1.848	0.822	0.698	0.812	4.180
185	2/12/2021	1.858	2.992	0.793	0.731	6.374
186	2/12/2021	2.285	2.33	2.415	2.451	9.481
187	2/12/2021	1.517	2.302	2.602	1.393	7.814
188	2/12/2021	1.27	1.202	1.225	1.176	4.873
189	2/12/2021	0.244	0.514	0.448	0.355	1.561
190	2/12/2021	3.907	3.924	3.965	3.618	15.414
191	2/12/2021	5.631	5.342	6.34	5.265	22.578
192	2/12/2021	1.796	1.641	2.476	2.055	7.968
193	2/12/2021	0.966	1.615	1.429	1.033	5.043
194	2/12/2021	0.998	1.158	1.193	2.094	5.443
195	2/12/2021	0.343	0.411	0.211	0.158	1.123
196	2/12/2021	2.507	2.314	2.184	1.302	8.307
197	2/12/2021	0.06	0.188	0.229	0.041	0.518
198	2/12/2021	0.602	0.695	0.548	0.479	2.324
199	2/12/2021	0.713	0.764	0.701	0.874	3.052
200	2/12/2021	0.696	1.047	0.801	0.785	3.329
202	2/12/2021	2.557	2.09	1.569	1.787	8.003
203	2/12/2021	4.448	4.503	3.523	3.886	16.360
204	2/12/2021	1.586	1.498	1.203	1.243	5.530
205	2/12/2021	0.762	0.479	0.876	0.621	2.738

Duke Energy Kentucky
Peak Time Rebate Pilot Program

Customer	Event	Baseline Usage Hour Ending				Total
		4:00	5:00	6:00	7:00	
206	2/12/2021	1.035	0.657	1.011	0.643	3.346
207	2/12/2021	0.722	0.329	0.313	0.318	1.682
208	2/12/2021	7.765	7.09	6.778	5.109	26.742
209	2/12/2021	0.385	0.392	0.796	0.664	2.237
210	2/12/2021	0.348	0.718	1.576	1.517	4.159
211	2/12/2021	5.002	5.181	2.572	2.96	15.715
212	2/12/2021	0.908	1.213	1.076	1.304	4.501
213	2/12/2021	0.255	0.399	0.412	0.46	1.526
214	2/12/2021	2.336	1.207	0.578	1.498	5.619
215	2/12/2021	1.525	0.758	0.84	0.838	3.961
216	2/12/2021	3.767	3.441	5.364	5.198	17.770
217	2/12/2021	4.145	4.928	4.353	3.408	16.834
218	2/12/2021	0.742	1.01	0.966	0.87	3.588
219	2/12/2021	0.91	0.72	1.009	0.57	3.209
220	2/12/2021	0.53	0.774	0.893	0.874	3.071
221	2/12/2021	1.022	1.133	1.522	2.076	5.753
222	2/12/2021	4.018	5.515	6.026	3.752	19.311
223	2/12/2021	3.321	4.906	5.289	2.73	16.246
224	2/12/2021	0.351	0.402	0.448	0.605	1.806
225	2/12/2021	1.492	2.127	1.964	1.838	7.421
226	2/12/2021	1.768	2.083	1.76	2.024	7.635
227	2/12/2021	1.899	1.665	2.416	2.12	8.100
228	2/12/2021	1.101	1.153	1.122	1.089	4.465
229	2/12/2021	7.359	9.156	11.845	3.124	31.484
230	2/12/2021	0.444	0.533	0.492	0.545	2.014
231	2/12/2021	1.417	1.272	1.253	3.479	7.421
232	2/12/2021	1.863	1.874	7.326	2.688	13.751
233	2/12/2021	3.115	2.765	3.135	2.687	11.702
234	2/12/2021	1.334	1.535	1.623	1.543	6.035
235	2/12/2021	1.799	1.841	1.525	1.901	7.066
236	2/12/2021	3.679	3.717	5.009	3.874	16.279
237	2/12/2021	0.698	0.722	0.715	0.503	2.638
238	2/12/2021	0.532	0.645	0.208	0.178	1.563
239	2/12/2021	2.573	4.309	4.942	4.25	16.074
240	2/12/2021	0.346	0.401	0.362	0.89	1.999
241	2/12/2021	0.359	0.15	0.088	0.088	0.685
242	2/12/2021	2.046	2.111	2.157	2.205	8.519
244	2/12/2021	3.496	0.28	4.901	0.839	9.516
245	2/12/2021	2.344	0.594	0.786	3.156	6.880
246	2/12/2021	5.084	7.538	4.361	4.189	21.172
247	2/12/2021	3.768	2.996	2.809	3.471	13.044
248	2/12/2021	0.474	0.455	0.381	0.326	1.636
249	2/12/2021	0.448	0.389	0.137	0.272	1.246
250	2/12/2021	0.794	0.802	0.819	0.882	3.297
251	2/12/2021	0.316	0.616	0.583	0.749	2.264
252	2/12/2021	0.284	0.282	0.514	0.351	1.431
253	2/12/2021	0.644	0.531	0.508	0.565	2.248
254	2/12/2021	4.984	5.881	5.715	7.064	23.644
255	2/12/2021	1.495	1.623	0.986	0.753	4.857
256	2/12/2021	0.669	0.706	0.737	1.217	3.329
257	2/12/2021	0.846	1.297	1.568	1.197	4.908
258	2/12/2021	1.332	3.766	5.631	4.907	15.636
259	2/12/2021	0.389	0.361	0.381	0.396	1.527
260	2/12/2021	1.871	2.268	2.972	2.839	9.950
261	2/12/2021	3.057	0.66	0.489	1.819	6.025
262	2/12/2021	5.708	7.446	7.324	5.339	25.817
263	2/12/2021	0.31	0.329	0.356	0.367	1.362
264	2/12/2021	8.072	8.082	7.457	6.391	30.002
265	2/12/2021	3.331	2.882	2.942	3.221	12.376
266	2/12/2021	4.331	4.123	2.951	2.367	13.772
267	2/12/2021	2.007	2.377	4.083	2.776	11.243
268	2/12/2021	1.067	1.098	0.907	0.931	4.003

Duke Energy Kentucky
Peak Time Rebate Pilot Program

Customer	Event	Baseline Usage Hour Ending				Total
		4:00	5:00	6:00	7:00	
269	2/12/2021	1.659	1.416	1.056	1.61	5.741
270	2/12/2021	4.969	4.438	3.121	2.955	15.483
271	2/12/2021	0.432	0.386	0.437	0.62	1.875
272	2/12/2021	2.08	2.787	3.632	4.261	12.760
273	2/12/2021	1.318	7.053	10.497	2.83	21.698
274	2/12/2021	3.246	2.822	2.287	1.332	9.687
275	2/12/2021	2.404	2.587	2.585	2.963	10.539
276	2/12/2021	5.027	6.122	4.857	3.786	19.792
277	2/12/2021	0.635	0.554	0.434	0.289	1.912
278	2/12/2021	1.667	1.402	2.802	2.598	8.469
279	2/12/2021	2.691	2.936	3.939	4.124	13.690
280	2/12/2021	3.864	3.948	3.99	2.957	14.759
281	2/12/2021	1.353	1.68	0.907	0.999	4.939
282	2/12/2021	0.286	0.409	0.377	0.243	1.315
283	2/12/2021	0.468	0.242	0.211	0.211	1.132
284	2/12/2021	0.547	1.33	1.642	2.779	6.298
285	2/12/2021	0.705	0.781	0.515	0.491	2.492
286	2/12/2021	1.585	1.882	1.843	1.661	6.971
287	2/12/2021	0.324	0.35	0.458	0.355	1.487
288	2/12/2021	0.717	0.936	1.714	1.447	4.814
289	2/12/2021	0.406	0.396	0.458	0.475	1.735
290	2/12/2021	5.841	2.572	2.5	2.574	13.487
291	2/12/2021	4.219	4.09	5.518	2.103	15.930
292	2/12/2021	7.246	5.119	4.955	5.033	22.353
293	2/12/2021	0.534	0.6	0.592	0.556	2.282
294	2/12/2021	0.345	4.634	2.593	1.291	8.863
295	2/12/2021	0.817	1.57	1.67	1.31	5.367
296	2/12/2021	0.158	0.193	0.108	0.146	0.605
297	2/12/2021	2.922	2.764	3.448	2.498	11.632
298	2/12/2021	0.504	0.744	1.494	1.552	4.294
299	2/12/2021	1.557	1.146	1.246	0.951	4.900
300	2/12/2021	0.162	0.26	0.135	0.202	0.759
301	2/12/2021	0.87	0.602	0.222	0.856	2.550
302	2/12/2021	2.492	3.02	2.919	2.631	11.062
303	2/12/2021	0.395	0.535	0.469	0.623	2.022
304	2/12/2021	0.658	0.68	1.309	2.219	4.866
305	2/12/2021	0.805	1.058	0.681	2.141	4.685
306	2/12/2021	2.04	2.092	1.64	1.112	6.884
307	2/12/2021	1.449	1.412	1.717	0.96	5.538
308	2/12/2021	0.166	0.083	0.06	0.153	0.462
310	2/12/2021	0.977	0.889	1.041	1.115	4.022
312	2/12/2021	0.966	0.556	1.66	0.735	3.917
313	2/12/2021	0.702	0.846	0.503	0.542	2.593
314	2/12/2021	2.018	2.236	0.756	1.306	6.316
315	2/12/2021	1.791	2.025	1.913	1.714	7.443
316	2/12/2021	5.202	4.633	4.936	4.603	19.374
317	2/12/2021	0.39	0.531	1.906	2.469	5.296
318	2/12/2021	0.904	1.085	0.869	0.645	3.503
319	2/12/2021	1.359	1.517	1.562	0.781	5.219
320	2/12/2021	0.71	1.046	0.69	0.639	3.085
321	2/12/2021	2.677	2.108	2.614	3.979	11.378
322	2/12/2021	0.971	1.185	1.162	1.797	5.115
324	2/12/2021	4.686	5.703	8.191	6.741	25.321
325	2/12/2021	0.436	1.283	0.9	0.512	3.131
326	2/12/2021	1.39	1.005	0.804	0.553	3.752
327	2/12/2021	2.047	2.916	1.703	1.59	8.256
328	2/12/2021	0.375	0.49	0.464	0.63	1.959
329	2/12/2021	1.158	1.014	0.982	0.997	4.151
330	2/12/2021	4.975	4.844	4.858	4.115	18.792
331	2/12/2021	1.421	1.359	1.215	0.827	4.822
332	2/12/2021	2.508	2.591	2.998	2.176	10.273
333	2/12/2021	2.913	2.851	2.952	2.626	11.342

Duke Energy Kentucky
Peak Time Rebate Pilot Program

Customer	Event	Baseline Usage Hour Ending				Total
		4:00	5:00	6:00	7:00	
334	2/12/2021	0.313	0.303	0.305	0.302	1.223
335	2/12/2021	1.211	0.781	1.473	1.114	4.579
336	2/12/2021	0.468	0.55	0.578	0.553	2.149
337	2/12/2021	0.16	0.171	0.16	0.233	0.724
338	2/12/2021	3.388	3.37	3.619	3.5	13.877
339	2/12/2021	1.969	2.654	2.474	2.253	9.350
340	2/12/2021	4.849	0.704	0.401	0.289	6.243
341	2/12/2021	0.291	0.303	0.303	0.383	1.280
342	2/12/2021	0.234	0.242	0.304	0.35	1.130
343	2/12/2021	0.699	0.736	0.588	0.591	2.614
344	2/12/2021	2.644	2.54	2.789	2.688	10.661
345	2/12/2021	5.837	4.482	2.484	2.399	15.202
346	2/12/2021	1.852	2.699	3.014	2.515	10.080
347	2/12/2021	4.882	5.564	4.717	3.742	18.905
348	2/12/2021	0.374	0.452	2.791	1.132	4.749
350	2/12/2021	0.383	0.409	0.433	0.384	1.609
351	2/12/2021	2.284	1.529	1.396	0.546	5.755
352	2/12/2021	1.65	4.026	3.624	2.332	11.632
353	2/12/2021	0.577	0.999	1.951	1.966	5.493
354	2/12/2021	0.62	0.755	1.32	1.844	4.539
355	2/12/2021	0.305	0.344	0.357	0.299	1.305
356	2/12/2021	0.674	1.018	0.722	1.095	3.509
357	2/12/2021	2.189	2.406	2.108	2.57	9.273
358	2/12/2021	2.318	2.553	2.029	2.224	9.124
359	2/12/2021	0.586	2.313	2.38	0.864	6.143
360	2/12/2021	2.917	3.064	3.016	3.539	12.536
361	2/12/2021	0.415	0.551	0.535	0.506	2.007
362	2/12/2021	0.777	2.277	1.477	1.031	5.562
363	2/12/2021	14.352	6.615	4.619	8.652	34.238
364	2/12/2021	1.096	0.846	0.762	0.977	3.681
365	2/12/2021	2.211	2.189	2.482	2.631	9.513
366	2/12/2021	0.451	0.467	0.652	1.289	2.859
367	2/12/2021	0.269	0.242	0.258	0.24	1.009
368	2/12/2021	4.558	2.765	2.766	2.795	12.884
370	2/12/2021	0.389	0.255	0.15	0.165	0.959
371	2/12/2021	1.013	2.274	1.132	0.515	4.934
372	2/12/2021	1.385	2.087	2.45	2.269	8.191
374	2/12/2021	0.26	0.367	0.275	0.557	1.459
375	2/12/2021	4.526	5.303	6.735	7.85	24.414
376	2/12/2021	0.548	0.505	0.503	0.528	2.084
377	2/12/2021	0.774	1.096	1.393	1.02	4.283
378	2/12/2021	0.526	0.559	1.296	1.966	4.347
380	2/12/2021	0.352	0.345	0.365	0.33	1.392
381	2/12/2021	2.505	2.331	2.579	3.636	11.051
383	2/12/2021	1.04	0.259	0.59	0.367	2.256
384	2/12/2021	1.189	1.523	0.974	0.853	4.539
385	2/12/2021	1.541	1.354	1.571	1.333	5.799
386	2/12/2021	0.969	1.143	1.929	2.38	6.421
387	2/12/2021	4.03	6.673	9.128	6.766	26.597
388	2/12/2021	2.222	1.943	2.148	2.02	8.333
389	2/12/2021	2.325	1.706	1.184	1.088	6.303
390	2/12/2021	0.173	0.154	0.152	0.16	0.639
392	2/12/2021	0.742	0.644	0.276	0.238	1.900
393	2/12/2021	0.155	0.138	2.859	2.319	5.471
395	2/12/2021	1.114	1.191	1.154	1.417	4.876
396	2/12/2021	0.348	0.506	0.413	0.487	1.754
397	2/12/2021	0.579	0.517	0.461	0.439	1.996
398	2/12/2021	1.9	1.938	1.834	1.965	7.637
399	2/12/2021	0.751	0.443	0.391	0.506	2.091
400	2/12/2021	0.374	0.697	0.818	0.853	2.742
401	2/12/2021	0.304	0.306	0.235	0.182	1.027
402	2/12/2021	2.844	2.555	2.831	3.284	11.514

Duke Energy Kentucky
Peak Time Rebate Pilot Program

Customer	Event	Baseline Usage Hour Ending				Total
		4:00	5:00	6:00	7:00	
403	2/12/2021	4.84	3.065	3.241	2.868	14.014
404	2/12/2021	13.476	12.457	13.335	12.912	52.180
405	2/12/2021	1.004	1.213	1.408	0.793	4.418
406	2/12/2021	4.048	2.984	3.33	3.92	14.282
407	2/12/2021	0.882	1.113	1.601	1.607	5.203
408	2/12/2021	0.726	0.759	0.732	0.696	2.913
409	2/12/2021	0.315	0.272	0.294	0.288	1.169
410	2/12/2021	0.437	0.406	0.451	0.554	1.848
411	2/12/2021	0.613	0.747	0.819	0.826	3.005
412	2/12/2021	0.516	0.533	0.56	0.697	2.306
413	2/12/2021	0.563	0.722	0.637	0.718	2.640
414	2/12/2021	4.472	4.543	4.372	3.919	17.306
415	2/12/2021	0.133	1.095	1.615	1.426	4.269
416	2/12/2021	0.559	0.911	0.66	0.671	2.801
417	2/12/2021	5.784	5.471	5.526	4.638	21.419
418	2/12/2021	1.499	1.028	1.46	0.823	4.810
419	2/12/2021	1.093	1.023	1.035	1.141	4.292
420	2/12/2021	0.756	1.263	1.449	0.848	4.316
421	2/12/2021	3.221	3.207	3.081	3.678	13.187
422	2/12/2021	1.225	1.186	1.667	1.104	5.182
423	2/12/2021	1.047	0.728	0.838	0.681	3.294
424	2/12/2021	0.394	0.73	0.269	0.507	1.900
425	2/12/2021	0.377	0.47	0.548	0.741	2.136
426	2/12/2021	1.497	1.227	0.285	0.405	3.414
427	2/12/2021	0.283	0.363	0.286	0.249	1.181
428	2/12/2021	2.424	1.835	1.848	1.809	7.916
429	2/12/2021	0.517	0.43	0.375	0.348	1.670
430	2/12/2021	13.412	13.954	15.137	15.323	57.826
431	2/12/2021	1.077	0.967	1.532	1.474	5.050
432	2/12/2021	4.034	5.435	3.897	4.627	17.993
433	2/12/2021	2.434	2.704	2.78	3.519	11.437
434	2/12/2021	1.099	1.215	1.205	1.291	4.810
435	2/12/2021	1.376	2.011	3.144	2.266	8.797
436	2/12/2021	1.782	2.379	2.105	1.812	8.078
437	2/12/2021	0.602	0.631	0.635	0.741	2.609
438	2/12/2021	2.189	2.125	4.049	2.698	11.061
439	2/12/2021	3.155	5.205	3.802	1.657	13.819
440	2/12/2021	0.714	0.728	0.732	0.753	2.927
441	2/12/2021	0.048	0.057	0.046	0.055	0.206
442	2/12/2021	0.934	0.77	0.729	0.625	3.058
443	2/12/2021	0.069	0.111	0.299	0.352	0.831
444	2/12/2021	1.228	1.224	1.586	1.399	5.437
445	2/12/2021	0.459	0.584	0.987	0.624	2.654
446	2/12/2021	2.405	2.635	2.424	2.771	10.235
447	2/12/2021	4.939	5.375	4.976	4.55	19.840
448	2/12/2021	1.686	1.825	2.193	3.049	8.753
449	2/12/2021	3.131	4.873	3.512	2.727	14.243
450	2/12/2021	1.168	1.254	1.247	0.95	4.619
451	2/12/2021	1.433	1.914	1.953	3.397	8.697
452	2/12/2021	0.702	0.759	0.911	0.691	3.063
453	2/12/2021	2.756	2.368	2.169	2.947	10.240
454	2/12/2021	0.472	0.465	0.467	0.459	1.863
455	2/12/2021	3.197	3.255	3.366	3.318	13.136
456	2/12/2021	0.582	0.632	0.901	1.025	3.140
457	2/12/2021	0.773	1.272	0.918	1.002	3.965
458	2/12/2021	2.55	0.674	0.824	0.476	4.524
459	2/12/2021	1.259	1.686	1.644	1.313	5.902
460	2/12/2021	2.415	3.099	2.471	2.041	10.026
461	2/12/2021	1.175	0.391	0.601	0.843	3.010
462	2/12/2021	2.039	2.156	2.283	2.121	8.599
463	2/12/2021	0.366	0.413	0.374	0.318	1.471
464	2/12/2021	1.111	1.662	1.671	1.074	5.518

Duke Energy Kentucky
Peak Time Rebate Pilot Program

Customer	Event	Baseline Usage Hour Ending				Total
		4:00	5:00	6:00	7:00	
465	2/12/2021	3.675	0.598	0.852	0.265	5.390
466	2/12/2021	3.087	4.792	3.321	2.163	13.363
467	2/12/2021	1.954	2.122	2.228	2.428	8.732
468	2/12/2021	0.427	0.415	0.373	0.371	1.586
469	2/12/2021	2.162	2.298	2.268	2.215	8.943
470	2/12/2021	0.538	0.514	0.628	0.457	2.137
471	2/12/2021	1.533	2.15	1.772	1.526	6.981
472	2/12/2021	3.269	3.991	5.973	4.616	17.849
474	2/12/2021	1.152	0.697	0.684	0.732	3.265
475	2/12/2021	3.23	3.206	4.202	3.456	14.094
476	2/12/2021	0.447	0.637	0.613	0.548	2.245
477	2/12/2021	0.18	0.246	0.389	0.511	1.326
478	2/12/2021	0.645	0.227	0.322	0.328	1.522
479	2/12/2021	2.879	2.321	2.076	2.905	10.181
480	2/12/2021	0.807	0.663	0.769	0.729	2.968
481	2/12/2021	0.918	2.462	1.851	2.261	7.492
482	2/12/2021	0.436	0.478	0.554	0.567	2.035
483	2/12/2021	3.464	3.318	2.919	3.028	12.729
484	2/12/2021	0.87	1.455	1.413	1.08	4.818
485	2/12/2021	0.422	0.813	0.122	0.696	2.053
486	2/12/2021	3.077	4.057	4.165	4.405	15.704
487	2/12/2021	0.445	0.449	0.355	0.408	1.657
488	2/12/2021	0.556	0.56	0.58	0.536	2.232
489	2/12/2021	0.361	0.433	0.424	0.47	1.688
490	2/12/2021	3.958	4.347	4.54	4.089	16.934
491	2/12/2021	3.824	4.003	5.793	3.33	16.950
492	2/12/2021	1.841	1.839	1.809	1.726	7.215
493	2/12/2021	1.304	1.626	1.702	1.632	6.264
494	2/12/2021	2.674	2.515	2.713	2.74	10.642
495	2/12/2021	1.654	1.526	1.693	4.836	9.709
496	2/12/2021	1.113	2.155	2.521	1.652	7.441
497	2/12/2021	9.048	5.063	10.695	8.977	33.783
498	2/12/2021	2.7	3.711	1.92	1.491	9.822
499	2/12/2021	3.026	2.998	2.901	2.892	11.817
500	2/12/2021	3.147	3.331	3.041	2.841	12.360
501	2/12/2021	1.123	0.841	0.808	0.755	3.527
503	2/12/2021	0.683	0.795	0.686	0.648	2.812
504	2/12/2021	2.163	2.072	2.74	3.172	10.147
505	2/12/2021	1.314	1.265	1.764	1.486	5.829
506	2/12/2021	1.208	1.318	1.534	1.129	5.189
507	2/12/2021	4.527	4.739	4.216	5.467	18.949
508	2/12/2021	5.171	5.594	3.152	0.938	14.855
509	2/12/2021	11.701	1.521	2.288	2.963	18.473
510	2/12/2021	5.298	5.221	3.919	2.081	16.519
511	2/12/2021	0.52	0.657	0.81	0.835	2.822
512	2/12/2021	0.565	1.873	1.128	1.703	5.269
514	2/12/2021	1.602	1.701	1.511	1.713	6.527
515	2/12/2021	2.384	2.997	3.475	3.975	12.831
516	2/12/2021	0.531	0.32	0.484	0.59	1.925
517	2/12/2021	3.664	2.903	4.604	2.686	13.857
518	2/12/2021	0.337	0.421	0.451	0.286	1.495
519	2/12/2021	0.37	0.362	0.368	0.332	1.432
520	2/12/2021	0.306	0.443	0.819	0.663	2.231
521	2/12/2021	4.733	5.244	7.42	4.5	21.897
522	2/12/2021	1.776	2.216	2.499	2.843	9.334
523	2/12/2021	0.626	1.041	1.103	1.341	4.111
524	2/12/2021	0.463	1.918	1.048	1.618	5.047
525	2/12/2021	1.018	1.046	1.007	0.978	4.049
526	2/12/2021	1.381	0.875	0.904	0.867	4.027
527	2/12/2021	1.042	2.147	1.538	1.726	6.453
528	2/12/2021	1.136	1.405	2.193	2.903	7.637
529	2/12/2021	0.831	0.871	0.735	0.968	3.405

Duke Energy Kentucky
Peak Time Rebate Pilot Program

Customer	Event	Baseline Usage Hour Ending				Total
		4:00	5:00	6:00	7:00	
530	2/12/2021	0.909	1.829	2.538	2.183	7.459
531	2/12/2021	0.414	1.988	1.198	1.53	5.130
532	2/12/2021	2.565	3.129	4.987	0.991	11.672
533	2/12/2021	1.236	0.812	1.885	3.788	7.721
534	2/12/2021	0.166	0.18	0.269	0.292	0.907
535	2/12/2021	1.77	2.687	2.404	1.481	8.342
536	2/12/2021	0.402	0.415	0.386	0.381	1.584
537	2/12/2021	1.183	0.987	1.042	0.721	3.933
538	2/12/2021	1.308	1.388	1.726	2.252	6.674
539	2/12/2021	10.525	10.626	11.528	1.948	34.627
540	2/12/2021	0.405	0.65	0.638	0.463	2.156
541	2/12/2021	0.534	1.106	3.492	1.904	7.036
542	2/12/2021	0.529	0.506	0.63	0.537	2.202
543	2/12/2021	1.278	1.291	1.56	2.381	6.510
544	2/12/2021	1.103	1.165	1.562	0.756	4.586
545	2/12/2021	0.608	0.667	0.667	1.023	2.965
546	2/12/2021	0.66	0.7	1.445	2.234	5.039
547	2/12/2021	0.485	1.173	1.062	1.43	4.150
548	2/12/2021	0.332	0.29	0.271	0.295	1.188
549	2/12/2021	0.565	0.75	0.675	1.417	3.407
550	2/12/2021	1.661	2.078	1.782	1.061	6.582
551	2/12/2021	4.398	3.484	4.22	2.554	14.656
552	2/12/2021	0.387	0.41	0.417	0.423	1.637
553	2/12/2021	1.576	2.08	2.561	1.523	7.740
554	2/12/2021	1.988	2.226	1.898	1.76	7.872
555	2/12/2021	0.607	0.595	0.63	0.602	2.434
556	2/12/2021	1.643	1.916	3.561	2.647	9.767
557	2/12/2021	0.623	0.747	1.121	2.222	4.713
558	2/12/2021	0.7	0.732	0.842	0.973	3.247
559	2/12/2021	3.808	3.863	2.016	1.742	11.429
560	2/12/2021	9.803	10.417	11.352	10.228	41.800
561	2/12/2021	3.881	5.268	5.166	5.005	19.320
562	2/12/2021	2.127	2.266	2.453	2.465	9.311
563	2/12/2021	2.61	2.651	3.464	3.13	11.855
564	2/12/2021	0.075	0.087	0.481	0.225	0.868
565	2/12/2021	0.448	0.934	1.087	1.167	3.636
566	2/12/2021	0.375	0.31	0.255	0.216	1.156
567	2/12/2021	1.672	0.576	0.451	0.387	3.086
568	2/12/2021	0.268	0.28	0.241	0.279	1.068
569	2/12/2021	1.06	1.099	1.075	0.98	4.214
570	2/12/2021	0.332	0.357	0.34	0.338	1.367
571	2/12/2021	0.853	0.387	0.321	0.311	1.872
572	2/12/2021	2.96	2.942	3.091	3.521	12.514
573	2/12/2021	0.212	0.231	0.301	0.347	1.091
574	2/12/2021	0.211	0.443	4.825	7.044	12.523
575	2/12/2021	0.978	1.487	2.012	0.863	5.340
576	2/12/2021	0.806	0.81	0.862	1.145	3.623
577	2/12/2021	0.283	0.471	0.366	0.311	1.431
578	2/12/2021	0.681	0.672	0.603	0.472	2.428
579	2/12/2021	0.45	0.467	0.349	0.355	1.621
580	2/12/2021	1.796	2.688	3.071	2.461	10.016
581	2/12/2021	1.088	0.646	1.403	2.24	5.377
582	2/12/2021	2.036	1.113	0.428	0.568	4.145
584	2/12/2021	0.368	0.43	0.506	0.468	1.772
585	2/12/2021	1.884	2.371	4.406	2.699	11.360
586	2/12/2021	0.959	1.476	1.277	1.855	5.567
587	2/12/2021	4.442	0.605	0.416	0.377	5.840
588	2/12/2021	2.616	1.225	1.282	1.167	6.290
589	2/12/2021	0.637	0.664	0.575	0.494	2.370
590	2/12/2021	0.279	0.31	0.334	0.306	1.229
591	2/12/2021	1.01	0.724	0.801	0.823	3.358
592	2/12/2021	1.06	1.948	1.26	1.258	5.526

Duke Energy Kentucky
Peak Time Rebate Pilot Program

Customer	Event	Baseline Usage Hour Ending				Total
		4:00	5:00	6:00	7:00	
593	2/12/2021	0.602	0.741	1.08	1.436	3.859
594	2/12/2021	0.639	0.716	0.34	0.298	1.993
595	2/12/2021	3.573	6.879	6.592	5.204	22.248
596	2/12/2021	0.427	0.53	0.918	0.868	2.743
597	2/12/2021	2.272	2.581	2.639	2.517	10.009
598	2/12/2021	0.387	0.489	0.815	0.526	2.217
599	2/12/2021	0.886	0.761	0.458	0.436	2.541
600	2/12/2021	12.7	12.357	11.364	10.993	47.414
601	2/12/2021	1.02	0.52	0.616	0.579	2.735
602	2/12/2021	0.43	0.48	0.815	1.019	2.744
603	2/12/2021	0.968	1.7	1.619	1.697	5.984
604	2/12/2021	3.515	2.372	0.622	1.145	7.654
605	2/12/2021	1.752	3.46	1.479	1.14	7.831
606	2/12/2021	12.199	3.9	3.306	1.777	21.182
607	2/12/2021	0.129	0.064	0.073	0.032	0.298
608	2/12/2021	2.053	2.17	2.146	2.078	8.447
609	2/12/2021	1.721	1.857	1.512	1.531	6.621
610	2/12/2021	0.287	0.327	0.266	0.346	1.226
611	2/12/2021	0.855	1.34	0.998	0.864	4.057
612	2/12/2021	0.318	0.279	0.246	0.268	1.111
613	2/12/2021	0.59	0.622	0.988	1.17	3.370
614	2/12/2021	1.371	1.334	1.277	1.213	5.195
615	2/12/2021	2.443	3.337	1.822	2.546	10.148
616	2/12/2021	0.176	0.185	0.226	0.317	0.904
617	2/12/2021	0.664	0.993	0.67	0.704	3.031
618	2/12/2021	1.36	1.081	0.971	0.591	4.003
619	2/12/2021	0.683	1.201	0.904	0.817	3.605
620	2/12/2021	0.568	0.535	0.571	0.717	2.391
621	2/12/2021	1.029	1.344	3.787	4.152	10.312
622	2/12/2021	3.776	3.427	1.669	1.904	10.776
623	2/12/2021	0.352	0.387	0.389	0.442	1.570
624	2/12/2021	0.56	0.371	0.356	0.285	1.572
625	2/12/2021	0.285	0.296	0.278	0.302	1.161
626	2/12/2021	3.399	1.816	2.007	1.967	9.189
627	2/12/2021	0.711	0.632	0.481	0.446	2.270
628	2/12/2021	0.68	0.448	0.544	1.115	2.787
629	2/12/2021	0.59	0.544	1.536	0.864	3.534
630	2/12/2021	3.371	2.244	2.388	5.028	13.031
631	2/12/2021	2.955	3.595	2.064	1.832	10.446
632	2/12/2021	0.568	0.971	0.819	0.839	3.197
633	2/12/2021	0.106	0.457	1.137	3.945	5.645
634	2/12/2021	2.555	3.379	2.801	3.313	12.048
635	2/12/2021	0.87	0.856	0.896	0.909	3.531
636	2/12/2021	0.329	0.344	0.3	0.349	1.322
637	2/12/2021	0.939	1.326	2.134	1.701	6.100
638	2/12/2021	3.489	3.483	3.538	3.664	14.174
639	2/12/2021	0.069	0.076	2.298	3.142	5.585
640	2/12/2021	2.672	2.694	8.798	3.912	18.076
641	2/12/2021	3.524	1.778	1.591	1.379	8.272
642	2/12/2021	4.177	4.416	4.306	4.542	17.441
643	2/12/2021	0.856	0.963	0.878	1.75	4.447
644	2/12/2021	1.125	0.884	0.728	0.618	3.355
645	2/12/2021	0.233	0.2	0.431	0.295	1.159
646	2/12/2021	0.547	1.809	1.047	1.135	4.538
647	2/12/2021	0.496	0.464	0.279	0.363	1.602
648	2/12/2021	0.602	0.467	0.453	0.457	1.979
649	2/12/2021	3.423	3.329	3.482	3.319	13.553
650	2/12/2021	0.565	0.584	0.64	0.884	2.673
651	2/12/2021	4.95	6.348	5.612	5.834	22.744
652	2/12/2021	0.345	1.536	1.241	2.203	5.325
653	2/12/2021	2.345	2.399	2.017	2.622	9.383
654	2/12/2021	1.631	1.6	0.887	0.61	4.728

Duke Energy Kentucky
Peak Time Rebate Pilot Program

Customer	Event	Baseline Usage Hour Ending				Total
		4:00	5:00	6:00	7:00	
655	2/12/2021	1.221	0.446	0.459	0.369	2.495
656	2/12/2021	3.47	4.858	4.586	3.222	16.136
657	2/12/2021	0.164	0.361	1.207	0.687	2.419
658	2/12/2021	17.971	12.922	9.193	9.103	49.189
659	2/12/2021	3.172	3.277	3.061	1.287	10.797
660	2/12/2021	3.693	2.438	2.91	1.991	11.032
661	2/12/2021	0.572	1.534	0.678	0.477	3.261
662	2/12/2021	1.251	2.181	1.328	1.915	6.675
663	2/12/2021	1.89	1.777	2.19	2.195	8.052
665	2/12/2021	2.135	2.432	7.569	7.831	19.967
666	2/12/2021	0.598	1.32	0.99	0.873	3.781
667	2/12/2021	1.119	1.218	0.913	1.145	4.395
668	2/12/2021	0.552	0.473	1.29	1.5	3.815
669	2/12/2021	0.486	0.614	0.657	1.228	2.985
670	2/12/2021	0.401	0.893	0.443	0.416	2.153
672	2/12/2021	2.783	3.111	3.974	4.718	14.586
673	2/12/2021	0.301	0.244	0.644	0.752	1.941
674	2/12/2021	8.595	8.968	7.208	7.584	32.355
675	2/12/2021	0.838	0.43	0.263	0.335	1.866
676	2/12/2021	1.207	1.285	0.824	0.703	4.019
677	2/12/2021	1.546	0.363	0.329	0.347	2.585
678	2/12/2021	4.011	2.303	1.893	3.164	11.371
679	2/12/2021	0.957	1.024	0.562	0.545	3.088
680	2/12/2021	1.41	1.434	0.639	0.384	3.867
681	2/12/2021	1.586	0.98	0.529	0.19	3.285
682	2/12/2021	0.411	3.646	1.608	0.895	6.560
683	2/12/2021	0.394	0.416	0.337	0.391	1.538
685	2/12/2021	1.713	1.938	4.307	4.083	12.041
686	2/12/2021	2.48	2.699	1.812	1.937	8.928
687	2/12/2021	9.957	7.867	4.396	4.315	26.535
688	2/12/2021	1.193	0.887	0.993	1.19	4.263
689	2/12/2021	1.24	2.41	1.648	2.083	7.381
690	2/12/2021	4.739	6.693	6.821	5.571	23.824
691	2/12/2021	0.192	0.197	0.195	0.211	0.795
692	2/12/2021	1.287	1.79	1.348	0.642	5.067
693	2/12/2021	0.646	0.764	1.11	0.732	3.252
694	2/12/2021	0.338	0.648	0.941	0.387	2.314
695	2/12/2021	3.135	2.582	4.203	4.049	13.969
696	2/12/2021	1.68	1.583	1.737	2.299	7.299
697	2/12/2021	0.102	0.106	0.103	0.104	0.415
698	2/12/2021	1.489	1.047	1.131	0.669	4.336
699	2/12/2021	2.222	4.559	4.804	0.978	12.563
700	2/12/2021	2.757	3.189	3.046	4.213	13.205
701	2/12/2021	0.834	1.302	0.761	1.824	4.721
702	2/12/2021	0.33	0.16	0.244	0.269	1.003
703	2/12/2021	1.549	1.148	1.231	1.103	5.031
704	2/12/2021	0.582	0.77	0.935	0.861	3.148
705	2/12/2021	1.006	1.25	1.355	1.294	4.905
706	2/12/2021	0.273	0.294	0.308	0.394	1.269
707	2/12/2021	1.229	1.149	1.046	0.986	4.410
708	2/12/2021	2.813	3.727	3.531	3.711	13.782
709	2/12/2021	0.963	0.651	0.507	0.531	2.652
710	2/12/2021	1.447	1.061	0.731	0.402	3.641
711	2/12/2021	3.886	4.863	4.841	4.55	18.140
712	2/12/2021	2.869	2.742	1.913	1.325	8.849
713	2/12/2021	2.977	4.478	2.562	2.769	12.786
714	2/12/2021	0.215	0.239	0.257	0.333	1.044
715	2/12/2021	1.895	0.866	2.095	3.074	7.930
716	2/12/2021	1.865	1.81	1.804	1.888	7.367
717	2/12/2021	2.819	2.628	3.061	3.473	11.981
719	2/12/2021	1.031	1.191	1.023	0.826	4.071
720	2/12/2021	1.728	3.386	1.88	1.491	8.485

Duke Energy Kentucky
Peak Time Rebate Pilot Program

Customer	Event	Baseline Usage Hour Ending				Total
		4:00	5:00	6:00	7:00	
721	2/12/2021	1.118	1.328	0.318	0.179	2.943
722	2/12/2021	3.345	4.05	2.938	3.113	13.446
723	2/12/2021	1.182	0.459	0.227	0.608	2.476
724	2/12/2021	10.639	2.897	4.299	4.115	21.950
725	2/12/2021	1.425	1.407	1.584	0.57	4.986
726	2/12/2021	0.476	0.62	0.19	0.33	1.616
728	2/12/2021	0.425	0.398	0.349	0.377	1.549
729	2/12/2021	0.346	0.399	0.548	0.519	1.812
730	2/12/2021	0.434	0.502	0.59	0.516	2.042
731	2/12/2021	0.203	0.186	0.147	0.193	0.729
732	2/12/2021	3.607	4.792	4.114	2.68	15.193
733	2/12/2021	0.724	0.71	0.683	0.808	2.925
734	2/12/2021	0.579	0.487	0.379	0.474	1.919
735	2/12/2021	1.141	1.152	0.978	1.05	4.321
736	2/12/2021	3.875	4.047	2.071	3.826	13.819
737	2/12/2021	5.913	8.189	9.917	8.206	32.225
738	2/12/2021	3.135	3.797	3.493	1.885	12.310
739	2/12/2021	0.901	1.289	0.649	0.806	3.645
740	2/12/2021	0.946	1.276	0.964	1.837	5.023
741	2/12/2021	0.621	0.818	1.523	0.93	3.892
743	2/12/2021	1.327	1.341	1.791	1.016	5.475
744	2/12/2021	0.324	0.274	0.38	0.611	1.589
745	2/12/2021	0.249	0.266	0.261	0.589	1.365
746	2/12/2021	3.246	4.331	4.704	6.731	19.012
747	2/12/2021	2.504	2.358	3.08	2.193	10.135
748	2/12/2021	4.373	4.101	4.447	4.586	17.507
749	2/12/2021	2.129	2.542	2.234	1.695	8.600
750	2/12/2021	1.618	2.538	4.356	3.145	11.657
751	2/12/2021	0.505	0.615	1.841	0.582	3.543
752	2/12/2021	2.47	2.705	2.424	2.827	10.426
753	2/12/2021	0.676	0.764	0.841	1.088	3.369
754	2/12/2021	3.019	3.145	3.196	3.188	12.548
755	2/12/2021	0.552	0.467	0.423	0.527	1.969
756	2/12/2021	1.975	2.102	1.678	2.045	7.800
757	2/12/2021	4.502	5.872	4.938	4.27	19.582
758	2/12/2021	0.747	0.78	1.299	0.762	3.588
759	2/12/2021	0.328	0.33	0.302	0.361	1.321
760	2/12/2021	5.314	4.298	4.705	4.961	19.278
761	2/12/2021	12.585	12.457	0.802	1.182	27.026
762	2/12/2021	2.648	2.915	2.993	2.885	11.441
763	2/12/2021	0.418	0.572	0.493	0.445	1.928
764	2/12/2021	0.542	0.566	0.604	0.557	2.269
765	2/12/2021	1.29	2.432	1.679	1.72	7.121
766	2/12/2021	2.069	2.198	1.973	1.774	8.014
767	2/12/2021	1.927	2.682	1.926	1.793	8.328
768	2/12/2021	1.142	1.321	1.245	3.767	7.475
769	2/12/2021	2.683	2.582	1.967	2.475	9.707
771	2/12/2021	2.898	4.632	4.313	2.957	14.800
772	2/12/2021	0.33	0.425	0.346	0.241	1.342
773	2/12/2021	0.388	0.307	1.296	1.141	3.132
774	2/12/2021	4.012	1.927	4.122	2.087	12.148
775	2/12/2021	1.245	1.186	1.316	1.013	4.760
776	2/12/2021	0.901	1.023	1.106	1.32	4.350
777	2/12/2021	1.837	3.899	1.875	1.932	9.543
778	2/12/2021	0.295	0.443	0.848	1.088	2.674
779	2/12/2021	1.381	2.857	1.79	4.85	10.878
780	2/12/2021	0.435	0.434	0.444	0.546	1.859
781	2/12/2021	0.5	0.338	0.446	0.408	1.692
782	2/12/2021	4.635	4.945	3.053	2.038	14.671
783	2/12/2021	7.601	7.476	7.336	4.88	27.293
784	2/12/2021	0.48	0.455	0.427	0.541	1.903
785	2/12/2021	10.342	9.272	2.469	7.559	29.642

Duke Energy Kentucky
Peak Time Rebate Pilot Program

Customer	Event	Baseline Usage Hour Ending				Total
		4:00	5:00	6:00	7:00	
786	2/12/2021	1.202	0.598	1.045	0.947	3.792
787	2/12/2021	3.277	3.833	5.162	5.068	17.340
789	2/12/2021	0.65	1.806	0.8	0.588	3.844
790	2/12/2021	1.951	2.016	0.862	0.993	5.822
791	2/12/2021	1.659	0.963	2.355	1.213	6.190
793	2/12/2021	0.387	0.452	0.816	0.802	2.457
794	2/12/2021	4.185	5.215	4.739	2.667	16.806
795	2/12/2021	3.048	2.423	3.138	2.638	11.247
796	2/12/2021	0.189	0.218	0.206	0.54	1.153
797	2/12/2021	1.88	6.113	2.171	3.445	13.609
798	2/12/2021	0.344	0.343	0.334	0.382	1.403
799	2/12/2021	2.384	2.341	3.533	5.165	13.423
800	2/12/2021	0.67	0.751	0.736	0.657	2.814
802	2/12/2021	1.173	1.189	1.359	1.231	4.952
803	2/12/2021	0.652	0.693	0.787	0.666	2.798
804	2/12/2021	0.481	2.576	2.716	3.135	8.908
805	2/12/2021	5.606	8.119	5.463	5.964	25.152
806	2/12/2021	3.59	2.488	0.075	0.393	6.546
807	2/12/2021	0.468	0.9	0.464	0.517	2.349
808	2/12/2021	0.788	0.902	2.703	1.138	5.531
810	2/12/2021	1.839	2.036	2.018	1.528	7.421
811	2/12/2021	4.556	4.664	4.964	4.691	18.875
813	2/12/2021	0.418	0.4	2.377	1.464	4.659
814	2/12/2021	2.067	2.04	3.13	3.396	10.633
816	2/12/2021	1.67	1.187	1.596	1.899	6.352
817	2/12/2021	4.144	3.02	2.546	1.994	11.704
818	2/12/2021	1.186	2.12	1.742	2.011	7.059
819	2/12/2021	4.46	4.577	4.331	4.447	17.815
820	2/12/2021	4.571	4.4	4.541	4.523	18.035
821	2/12/2021	0.736	4.8	2.41	3.804	11.750
822	2/12/2021	1.19	1.331	1.286	1.134	4.941
823	2/12/2021	0.386	0.364	0.362	0.406	1.518
824	2/12/2021	0.514	0.465	1.673	1.249	3.901
825	2/12/2021	0.506	0.612	0.475	0.471	2.064
826	2/12/2021	1.295	1.698	1.561	2.381	6.935
827	2/12/2021	1.387	1.394	1.06	0.623	4.464
828	2/12/2021	3.146	4.011	5.15	4.794	17.101
829	2/12/2021	0.35	0.403	0.35	0.397	1.500
830	2/12/2021	0.478	0.786	0.775	0.78	2.819
831	2/12/2021	0.879	0.741	0.638	0.801	3.059
832	2/12/2021	0.425	0.442	0.51	0.739	2.116
833	2/12/2021	2.117	2.259	2.527	2.775	9.678
834	2/12/2021	0.067	0.04	0.405	0.377	0.889
835	2/12/2021	6.8	6.841	4.737	4.124	22.502
836	2/12/2021	1.208	1.644	1.598	1.428	5.878
837	2/12/2021	3.306	3.185	3.291	3.094	12.876
838	2/12/2021	0.381	0.275	0.372	0.352	1.380
839	2/12/2021	5.997	3.429	5.067	4.428	18.921
840	2/12/2021	0.715	0.702	0.75	0.747	2.914
841	2/12/2021	2.486	3.811	4.991	7.414	18.702
842	2/12/2021	1.36	0.656	0.368	0.431	2.815
843	2/12/2021	3.283	6.607	9.629	5.673	25.192
844	2/12/2021	0.422	0.416	0.389	0.378	1.605
845	2/12/2021	3.477	5.657	6.987	6.394	22.515
846	2/12/2021	0.784	0.617	0.763	0.719	2.883
847	2/12/2021	4.075	4.117	5.761	2.772	16.725
848	2/12/2021	0.663	1.565	1.582	1.488	5.298
849	2/12/2021	0.518	0.645	0.701	0.655	2.519
850	2/12/2021	7.74	7.58	7.758	8.076	31.154
851	2/12/2021	0.837	0.668	0.665	1.46	3.630
852	2/12/2021	0.271	0.383	0.871	0.765	2.290
853	2/12/2021	0.753	0.477	0.539	0.38	2.149

Duke Energy Kentucky
Peak Time Rebate Pilot Program

Customer	Event	Baseline Usage Hour Ending				Total
		4:00	5:00	6:00	7:00	
854	2/12/2021	0.654	0.6	0.611	0.608	2.473
855	2/12/2021	0.67	0.579	0.523	0.613	2.385
856	2/12/2021	1.24	1.255	1.213	1.013	4.721
857	2/12/2021	1.191	1.399	1.151	0.946	4.687
858	2/12/2021	1.221	1.249	1.033	1.323	4.826
859	2/12/2021	1.02	1.323	2.528	1.797	6.668
861	2/12/2021	0.186	0.184	0.152	0.186	0.708
862	2/12/2021	3.038	3.025	2.965	3.238	12.266
863	2/12/2021	1.071	1.075	1.539	1.36	5.045
864	2/12/2021	0.781	1.902	3.542	3.658	9.883
865	2/12/2021	3.068	3.089	3.133	3.126	12.416
866	2/12/2021	2.778	2.652	2.808	2.844	11.082
867	2/12/2021	4.539	4.489	4.206	4.252	17.486
868	2/12/2021	1.638	2.192	1.209	1.647	6.686
869	2/12/2021	0.641	0.633	0.659	0.672	2.605
870	2/12/2021	1.63	1.633	1.832	1.49	6.585
871	2/12/2021	2.579	3.57	2.255	2.416	10.820
872	2/12/2021	3.44	3.864	4.32	3.424	15.048
873	2/12/2021	0.483	0.759	0.393	0.66	2.295
874	2/12/2021	1.663	1.626	1.538	2.614	7.441
875	2/12/2021	0.614	0.554	1.187	2.096	4.451
876	2/12/2021	0.314	0.311	0.346	0.44	1.411
877	2/12/2021	0.913	0.97	1.013	1.056	3.952
878	2/12/2021	0.512	1.054	2.669	4.044	8.279
879	2/12/2021	0.411	0.365	0.156	0.18	1.112
880	2/12/2021	0.526	0.561	0.536	0.698	2.321
881	2/12/2021	0.454	0.474	0.898	0.786	2.612
882	2/12/2021	1.447	1.685	2.052	2.234	7.418
883	2/12/2021	1.024	1.985	2.923	2.74	8.672
884	2/12/2021	4.575	7.46	4.368	1.183	17.586
885	2/12/2021	1.752	1.347	2.168	2.517	7.784
886	2/12/2021	0.509	0.297	0.349	0.406	1.561
887	2/12/2021	0.717	0.865	0.894	1.065	3.541
888	2/12/2021	0.793	0.254	0.248	0.221	1.516
889	2/12/2021	0.97	1.044	1.13	1.16	4.304
890	2/12/2021	0.973	1.405	1.793	1.922	6.093
891	2/12/2021	0.908	0.994	1.139	0.927	3.968
892	2/12/2021	2.016	2.44	1.826	2.078	8.360
893	2/12/2021	1.157	1.125	3.288	4.572	10.142
894	2/12/2021	0.486	0.507	0.564	1.113	2.670
895	2/12/2021	1.002	0.886	0.86	1.02	3.768
896	2/12/2021	0.327	0.312	0.465	0.404	1.508
898	2/12/2021	0.454	0.674	0.472	0.581	2.181
899	2/12/2021	0.455	0.585	1.609	0.944	3.593
2	6/18/2021	1.030	1.144	1.662	1.134	4.971
3	6/18/2021	1.878	2.370	3.422	4.066	11.736
4	6/18/2021	1.490	1.976	2.861	3.605	9.932
5	6/18/2021	0.679	1.195	1.343	0.631	3.847
6	6/18/2021	2.941	2.590	4.287	2.965	12.783
7	6/18/2021	0.618	0.526	0.714	0.582	2.440
8	6/18/2021	1.844	3.823	4.251	3.915	13.833
11	6/18/2021	2.430	3.413	4.141	4.533	14.518
12	6/18/2021	2.327	2.987	2.966	3.211	11.491
13	6/18/2021	0.732	1.071	1.912	2.698	6.413
14	6/18/2021	1.049	1.596	1.588	0.898	5.131
15	6/18/2021	2.104	1.940	2.093	1.781	7.918
16	6/18/2021	1.603	1.907	1.976	2.385	7.870
17	6/18/2021	0.088	0.097	0.093	0.092	0.371
18	6/18/2021	2.294	1.903	1.670	1.235	7.102
19	6/18/2021	1.393	1.296	1.308	1.665	5.662
20	6/18/2021	1.084	1.552	2.744	2.580	7.960

Duke Energy Kentucky
Peak Time Rebate Pilot Program

Customer	Event	Baseline Usage Hour Ending				Total
		4:00	5:00	6:00	7:00	
21	6/18/2021	1.892	2.457	2.429	2.489	9.267
22	6/18/2021	4.774	4.794	4.810	5.263	19.642
23	6/18/2021	3.069	4.075	4.916	4.703	16.762
24	6/18/2021	1.548	1.845	2.065	2.649	8.106
25	6/18/2021	1.736	2.669	3.612	2.653	10.669
27	6/18/2021	5.942	6.904	7.920	7.626	28.391
28	6/18/2021	1.692	1.500	1.952	2.165	7.309
29	6/18/2021	1.081	1.523	2.562	1.423	6.590
30	6/18/2021	0.450	0.649	0.629	0.676	2.404
32	6/18/2021	1.709	1.986	2.375	1.214	7.285
34	6/18/2021	1.409	1.873	1.701	1.969	6.953
35	6/18/2021	0.202	0.237	0.526	0.698	1.663
36	6/18/2021	2.751	2.936	3.505	1.944	11.136
37	6/18/2021	1.511	1.936	1.949	2.688	8.085
38	6/18/2021	2.269	2.413	2.260	2.190	9.132
39	6/18/2021	3.795	5.601	6.224	4.794	20.413
42	6/18/2021	0.165	0.316	0.376	0.732	1.590
43	6/18/2021	2.142	2.209	2.297	2.777	9.424
44	6/18/2021	1.141	1.682	1.802	2.364	6.989
46	6/18/2021	3.225	3.877	4.666	4.016	15.784
47	6/18/2021	3.708	4.815	3.843	3.002	15.368
48	6/18/2021	1.551	1.277	2.299	1.979	7.106
49	6/18/2021	4.112	4.138	4.627	5.091	17.968
50	6/18/2021	0.144	0.118	0.168	0.354	0.785
52	6/18/2021	2.673	2.517	2.651	3.611	11.452
53	6/18/2021	0.587	0.401	0.342	0.439	1.770
54	6/18/2021	4.718	7.003	7.328	5.856	24.905
55	6/18/2021	1.202	1.423	1.708	0.507	4.841
56	6/18/2021	0.694	0.882	1.209	0.871	3.656
57	6/18/2021	1.220	1.490	1.369	1.477	5.556
58	6/18/2021	1.751	1.886	2.063	2.029	7.728
59	6/18/2021	1.330	1.426	1.592	1.659	6.008
60	6/18/2021	0.125	0.195	0.683	1.789	2.792
61	6/18/2021	2.164	2.141	2.907	2.143	9.355
62	6/18/2021	1.471	1.780	2.071	2.582	7.903
63	6/18/2021	2.026	2.053	2.511	2.847	9.436
64	6/18/2021	3.630	3.820	4.025	4.151	15.627
65	6/18/2021	1.039	1.329	1.901	2.523	6.791
66	6/18/2021	2.046	2.531	2.784	1.889	9.250
67	6/18/2021	1.510	2.473	2.906	2.553	9.443
68	6/18/2021	1.802	2.480	2.874	2.574	9.730
69	6/18/2021	0.318	0.337	0.373	0.343	1.371
70	6/18/2021	0.179	0.197	0.611	0.680	1.667
71	6/18/2021	1.138	1.247	1.309	1.299	4.993
73	6/18/2021	1.753	1.851	1.767	2.366	7.737
74	6/18/2021	0.762	0.837	1.073	1.385	4.057
76	6/18/2021	1.804	1.956	2.139	2.152	8.051
77	6/18/2021	1.182	2.655	2.312	2.342	8.491
78	6/18/2021	5.759	6.252	5.369	5.425	22.805
79	6/18/2021	1.323	1.682	2.475	3.079	8.559
80	6/18/2021	1.867	2.871	3.196	3.190	11.124
81	6/18/2021	1.279	1.711	1.787	1.883	6.661
82	6/18/2021	1.237	0.827	0.972	0.712	3.748
83	6/18/2021	2.678	3.270	4.202	4.222	14.372
84	6/18/2021	0.434	0.528	0.628	0.753	2.344
85	6/18/2021	1.138	1.271	2.582	1.429	6.419
86	6/18/2021	2.254	2.520	2.551	3.281	10.605
88	6/18/2021	2.581	3.104	3.435	3.606	12.726
89	6/18/2021	3.531	4.254	4.272	4.205	16.262
90	6/18/2021	1.867	1.815	1.864	1.689	7.235
91	6/18/2021	2.942	3.231	3.566	4.028	13.767
92	6/18/2021	0.585	1.148	2.111	2.900	6.743

Duke Energy Kentucky
Peak Time Rebate Pilot Program

Customer	Event	Baseline Usage Hour Ending				Total
		4:00	5:00	6:00	7:00	
94	6/18/2021	1.755	2.248	4.197	3.063	11.263
95	6/18/2021	1.344	2.253	2.152	1.268	7.016
97	6/18/2021	2.355	2.778	3.543	3.735	12.411
98	6/18/2021	1.342	2.431	3.625	3.789	11.187
99	6/18/2021	2.629	3.587	3.014	2.775	12.005
100	6/18/2021	2.665	3.880	1.851	2.826	11.222
101	6/18/2021	5.098	5.671	5.496	6.920	23.184
102	6/18/2021	0.971	1.255	1.066	1.407	4.699
103	6/18/2021	1.762	2.382	1.722	2.159	8.025
104	6/18/2021	0.569	0.803	1.286	2.662	5.320
105	6/18/2021	6.433	8.072	9.303	9.430	33.237
106	6/18/2021	2.618	3.086	3.452	4.062	13.218
107	6/18/2021	2.339	3.325	3.632	3.466	12.763
108	6/18/2021	1.074	1.466	1.447	1.536	5.523
109	6/18/2021	0.755	0.764	0.705	0.727	2.951
110	6/18/2021	2.660	4.041	3.480	3.855	14.036
111	6/18/2021	0.688	0.577	0.946	1.241	3.452
112	6/18/2021	0.907	1.052	1.484	1.083	4.526
113	6/18/2021	0.851	1.170	1.355	1.717	5.093
114	6/18/2021	1.956	2.485	2.848	2.420	9.710
115	6/18/2021	1.780	1.800	1.867	1.697	7.144
117	6/18/2021	0.535	0.536	0.561	0.715	2.347
118	6/18/2021	1.821	1.812	2.331	2.239	8.203
120	6/18/2021	1.828	2.185	2.330	2.340	8.684
121	6/18/2021	1.638	2.237	2.546	2.678	9.099
122	6/18/2021	4.153	4.473	4.453	4.267	17.346
123	6/18/2021	0.681	0.648	0.700	1.006	3.036
126	6/18/2021	0.924	0.370	0.226	0.377	1.897
127	6/18/2021	1.461	2.077	3.021	3.055	9.615
128	6/18/2021	2.414	3.393	3.222	3.230	12.259
129	6/18/2021	3.426	4.192	4.523	4.125	16.266
130	6/18/2021	1.128	1.938	2.283	1.229	6.577
131	6/18/2021	2.222	2.372	2.189	2.511	9.294
132	6/18/2021	1.208	1.712	2.915	3.008	8.842
135	6/18/2021	1.087	1.679	2.052	1.734	6.551
136	6/18/2021	3.605	3.922	3.870	3.886	15.283
138	6/18/2021	2.425	2.097	1.941	2.280	8.744
139	6/18/2021	2.717	3.655	4.143	4.869	15.384
140	6/18/2021	2.730	2.681	3.690	2.820	11.921
141	6/18/2021	0.443	0.582	0.635	0.649	2.309
142	6/18/2021	1.892	2.052	2.025	2.316	8.285
145	6/18/2021	2.330	2.197	1.260	1.120	6.906
146	6/18/2021	2.397	2.676	2.668	2.491	10.232
147	6/18/2021	1.339	1.508	2.262	1.726	6.836
148	6/18/2021	1.307	2.671	4.326	3.264	11.568
149	6/18/2021	3.145	3.652	3.857	4.083	14.737
150	6/18/2021	2.967	3.587	3.498	2.563	12.615
151	6/18/2021	3.259	4.469	5.444	4.393	17.564
152	6/18/2021	3.413	3.361	3.044	2.248	12.065
153	6/18/2021	1.596	2.124	1.895	1.401	7.015
154	6/18/2021	2.170	2.707	3.127	2.803	10.807
155	6/18/2021	0.444	0.486	0.473	0.539	1.941
156	6/18/2021	0.216	0.243	0.276	0.389	1.124
158	6/18/2021	0.650	0.818	0.836	0.895	3.199
160	6/18/2021	0.580	1.423	0.986	1.318	4.308
161	6/18/2021	1.391	1.714	1.732	2.377	7.215
162	6/18/2021	0.370	0.504	0.606	0.643	2.123
164	6/18/2021	4.084	4.495	4.625	4.591	17.795
165	6/18/2021	0.333	0.320	0.333	0.321	1.307
166	6/18/2021	2.844	3.430	2.629	2.592	11.495
167	6/18/2021	1.317	1.159	1.433	1.270	5.179
168	6/18/2021	5.149	5.591	6.309	6.219	23.268

Duke Energy Kentucky
Peak Time Rebate Pilot Program

Customer	Event	Baseline Usage Hour Ending				Total
		4:00	5:00	6:00	7:00	
170	6/18/2021	1.265	1.625	1.550	1.935	6.374
171	6/18/2021	3.309	4.096	4.287	3.919	15.611
172	6/18/2021	3.541	3.877	4.916	4.926	17.260
173	6/18/2021	4.517	5.380	5.352	5.740	20.989
174	6/18/2021	1.820	3.078	3.411	2.178	10.487
175	6/18/2021	1.915	1.999	1.719	1.722	7.355
177	6/18/2021	2.185	2.392	2.922	2.654	10.152
178	6/18/2021	2.868	3.983	4.779	4.333	15.964
180	6/18/2021	5.020	5.851	4.775	4.834	20.479
181	6/18/2021	0.917	1.284	2.092	1.771	6.064
182	6/18/2021	0.327	0.270	0.957	0.505	2.059
184	6/18/2021	1.580	2.015	2.931	3.291	9.818
185	6/18/2021	0.683	0.496	0.568	0.621	2.369
187	6/18/2021	3.201	3.604	3.485	3.559	13.849
188	6/18/2021	2.592	2.846	3.096	3.778	12.313
190	6/18/2021	0.686	0.678	0.866	0.717	2.947
191	6/18/2021	2.231	1.916	1.535	1.062	6.744
192	6/18/2021	0.965	1.517	2.670	3.434	8.587
193	6/18/2021	1.571	2.871	2.200	2.583	9.225
194	6/18/2021	1.900	2.259	2.721	2.430	9.311
195	6/18/2021	0.693	0.887	0.722	1.996	4.297
196	6/18/2021	1.460	2.612	4.724	4.569	13.365
197	6/18/2021	0.092	0.132	0.159	0.433	0.817
198	6/18/2021	2.026	1.770	1.546	1.648	6.991
200	6/18/2021	2.725	2.994	3.496	3.629	12.845
202	6/18/2021	1.101	1.896	1.718	1.751	6.465
203	6/18/2021	1.731	2.145	1.811	1.982	7.670
204	6/18/2021	0.895	1.127	1.714	1.431	5.167
205	6/18/2021	2.684	4.662	5.364	3.329	16.038
206	6/18/2021	0.337	0.425	0.506	0.331	1.599
207	6/18/2021	0.798	0.846	0.877	0.906	3.428
208	6/18/2021	3.489	3.869	4.886	4.023	16.266
209	6/18/2021	1.536	1.778	1.811	1.892	7.018
210	6/18/2021	1.092	1.812	3.097	3.700	9.701
211	6/18/2021	1.232	1.443	1.676	1.684	6.035
212	6/18/2021	3.250	3.899	3.578	4.133	14.860
213	6/18/2021	0.624	0.607	0.591	0.698	2.520
214	6/18/2021	0.393	1.137	1.393	2.583	5.507
215	6/18/2021	0.399	0.797	0.599	0.481	2.277
217	6/18/2021	2.464	2.424	1.878	1.905	8.672
218	6/18/2021	1.589	2.251	2.443	2.338	8.621
219	6/18/2021	2.649	3.659	3.477	3.381	13.164
220	6/18/2021	2.432	3.002	3.291	2.660	11.386
221	6/18/2021	2.190	2.079	2.153	2.217	8.638
222	6/18/2021	2.186	2.473	2.616	2.428	9.704
223	6/18/2021	4.312	4.052	3.655	4.183	16.202
225	6/18/2021	3.226	4.275	5.055	4.848	17.404
226	6/18/2021	3.839	3.601	4.262	4.257	15.959
227	6/18/2021	2.046	3.264	3.457	3.263	12.029
228	6/18/2021	1.525	1.591	1.539	1.603	6.257
229	6/18/2021	3.328	3.363	3.985	3.643	14.319
230	6/18/2021	0.494	0.469	0.451	0.422	1.836
231	6/18/2021	1.859	2.667	3.047	3.807	11.380
232	6/18/2021	1.483	1.633	2.344	2.760	8.220
233	6/18/2021	1.182	1.885	1.741	1.611	6.419
235	6/18/2021	1.611	2.960	2.198	2.550	9.319
236	6/18/2021	1.444	1.531	1.494	1.559	6.028
237	6/18/2021	2.031	2.794	3.002	2.279	10.105
238	6/18/2021	0.983	1.638	1.930	2.859	7.411
239	6/18/2021	1.763	2.016	2.792	3.755	10.326
240	6/18/2021	1.076	1.324	0.885	0.850	4.136
241	6/18/2021	1.272	1.244	1.617	1.229	5.363

Duke Energy Kentucky
Peak Time Rebate Pilot Program

Customer	Event	Baseline Usage Hour Ending				Total
		4:00	5:00	6:00	7:00	
242	6/18/2021	3.191	3.497	2.994	3.063	12.745
244	6/18/2021	1.289	0.940	1.490	2.505	6.224
245	6/18/2021	0.836	1.621	0.815	1.020	4.292
246	6/18/2021	1.049	0.934	1.129	1.939	5.050
247	6/18/2021	2.676	2.521	2.797	3.731	11.725
248	6/18/2021	2.537	1.355	0.515	0.521	4.928
249	6/18/2021	1.196	1.383	1.481	1.597	5.658
250	6/18/2021	1.196	1.185	1.338	1.303	5.022
251	6/18/2021	1.776	2.262	2.216	1.863	8.118
253	6/18/2021	2.005	2.210	2.263	3.021	9.499
254	6/18/2021	3.420	4.145	5.208	5.665	18.438
255	6/18/2021	0.871	2.437	2.278	2.071	7.657
256	6/18/2021	2.905	3.504	3.752	3.890	14.050
257	6/18/2021	0.639	0.713	0.878	0.909	3.139
258	6/18/2021	0.516	0.649	0.793	0.877	2.835
259	6/18/2021	2.903	3.329	3.476	3.403	13.111
260	6/18/2021	6.027	6.340	6.490	6.295	25.152
261	6/18/2021	3.095	4.229	3.351	3.220	13.895
262	6/18/2021	1.857	2.229	2.446	2.531	9.063
263	6/18/2021	0.425	0.452	0.347	0.487	1.711
264	6/18/2021	3.838	3.582	3.317	4.129	14.867
265	6/18/2021	5.487	3.730	3.847	3.422	16.484
266	6/18/2021	3.298	2.641	3.147	2.163	11.249
267	6/18/2021	1.361	1.343	1.597	2.384	6.685
268	6/18/2021	4.749	4.814	7.301	7.202	24.066
269	6/18/2021	0.677	0.557	0.611	0.530	2.375
270	6/18/2021	2.090	2.210	2.560	2.439	9.299
271	6/18/2021	1.544	2.056	1.777	1.669	7.046
272	6/18/2021	0.556	0.633	0.424	0.447	2.060
274	6/18/2021	0.793	2.177	3.747	2.702	9.419
275	6/18/2021	3.952	3.937	4.180	4.327	16.396
276	6/18/2021	0.942	1.087	0.957	1.110	4.095
277	6/18/2021	1.317	1.920	2.027	1.835	7.099
278	6/18/2021	1.103	1.041	0.851	0.849	3.843
279	6/18/2021	3.379	3.441	3.816	3.821	14.458
280	6/18/2021	3.651	3.173	4.847	6.352	18.022
281	6/18/2021	2.579	2.981	3.143	4.215	12.919
282	6/18/2021	1.395	1.399	1.793	1.892	6.479
283	6/18/2021	1.954	1.880	2.348	3.099	9.281
284	6/18/2021	1.608	1.994	2.694	4.865	11.161
285	6/18/2021	2.171	2.582	3.200	3.490	11.443
286	6/18/2021	1.704	1.584	1.272	2.018	6.579
287	6/18/2021	1.285	1.288	1.346	1.366	5.285
288	6/18/2021	1.303	3.498	1.582	2.117	8.499
289	6/18/2021	1.131	1.286	1.489	1.551	5.457
290	6/18/2021	1.208	1.967	1.883	1.813	6.872
291	6/18/2021	1.409	1.760	1.492	1.505	6.167
292	6/18/2021	2.248	2.554	2.174	1.647	8.623
293	6/18/2021	0.888	1.290	0.307	0.664	3.148
294	6/18/2021	0.932	1.160	1.115	1.142	4.348
295	6/18/2021	1.363	4.098	3.133	2.853	11.447
296	6/18/2021	0.659	1.689	1.914	1.175	5.437
297	6/18/2021	2.247	1.976	1.958	1.801	7.982
298	6/18/2021	0.493	1.155	1.616	2.192	5.456
299	6/18/2021	1.618	2.056	2.006	1.849	7.529
300	6/18/2021	0.473	0.539	0.829	0.627	2.468
301	6/18/2021	1.559	1.980	2.476	2.407	8.423
302	6/18/2021	1.725	1.797	1.730	1.437	6.689
304	6/18/2021	2.065	2.156	2.993	2.536	9.750
305	6/18/2021	1.022	1.928	3.727	3.102	9.780
306	6/18/2021	1.310	1.607	1.911	1.234	6.063
307	6/18/2021	1.702	1.218	2.201	2.923	8.044

Duke Energy Kentucky
Peak Time Rebate Pilot Program

Customer	Event	Baseline Usage Hour Ending				Total
		4:00	5:00	6:00	7:00	
308	6/18/2021	0.103	0.154	0.172	0.286	0.714
310	6/18/2021	2.195	2.356	2.612	2.504	9.666
313	6/18/2021	2.089	2.820	3.028	2.885	10.822
314	6/18/2021	2.087	1.872	1.586	2.197	7.742
315	6/18/2021	2.145	1.648	1.548	1.523	6.864
316	6/18/2021	1.037	1.340	2.213	3.295	7.885
317	6/18/2021	3.007	3.171	3.798	2.721	12.698
318	6/18/2021	1.722	2.960	2.097	2.297	9.076
319	6/18/2021	1.323	1.285	1.317	1.107	5.032
320	6/18/2021	3.694	4.647	4.885	4.867	18.093
321	6/18/2021	1.087	1.495	0.956	1.028	4.565
322	6/18/2021	2.547	2.231	2.421	2.451	9.650
324	6/18/2021	4.230	4.096	5.492	5.422	19.240
325	6/18/2021	2.472	2.949	3.864	3.348	12.634
326	6/18/2021	5.806	8.074	7.770	5.594	27.245
327	6/18/2021	0.869	1.879	1.722	1.935	6.406
328	6/18/2021	1.602	1.285	1.244	1.044	5.174
329	6/18/2021	2.684	2.893	3.314	2.801	11.692
330	6/18/2021	3.643	3.075	3.735	3.762	14.214
331	6/18/2021	2.848	3.010	3.645	3.475	12.977
332	6/18/2021	1.932	2.470	2.919	3.112	10.432
333	6/18/2021	1.015	1.078	1.840	1.823	5.756
334	6/18/2021	3.232	3.717	3.942	3.890	14.781
336	6/18/2021	0.304	0.408	0.777	0.476	1.965
337	6/18/2021	0.834	0.906	1.792	1.006	4.538
338	6/18/2021	1.293	0.941	0.907	1.085	4.226
339	6/18/2021	3.182	3.269	3.046	3.055	12.551
340	6/18/2021	0.517	0.442	0.616	0.558	2.133
341	6/18/2021	1.500	2.268	1.768	2.080	7.615
342	6/18/2021	0.742	0.900	0.908	1.475	4.025
343	6/18/2021	1.238	1.576	1.652	1.587	6.054
344	6/18/2021	2.734	3.195	3.390	2.927	12.247
345	6/18/2021	1.038	1.391	2.645	2.619	7.694
346	6/18/2021	3.556	3.984	4.496	4.942	16.978
347	6/18/2021	3.959	3.740	4.491	4.072	16.262
348	6/18/2021	1.782	1.422	1.167	1.284	5.655
350	6/18/2021	2.484	3.486	3.920	3.970	13.860
351	6/18/2021	1.110	1.492	1.068	1.281	4.952
352	6/18/2021	0.391	2.084	1.904	1.904	6.283
353	6/18/2021	2.574	3.605	2.429	2.258	10.866
354	6/18/2021	2.984	3.602	2.907	3.238	12.731
355	6/18/2021	0.298	0.286	0.287	0.283	1.154
356	6/18/2021	1.668	2.089	1.868	2.228	7.853
357	6/18/2021	3.232	4.133	4.429	4.622	16.416
358	6/18/2021	1.392	2.260	2.667	4.015	10.334
359	6/18/2021	2.601	3.335	4.215	4.301	14.453
360	6/18/2021	1.901	2.583	3.303	2.532	10.319
361	6/18/2021	1.500	1.619	1.772	1.626	6.517
362	6/18/2021	1.434	2.678	2.616	2.895	9.623
363	6/18/2021	1.937	2.397	4.368	4.678	13.380
364	6/18/2021	2.119	1.683	1.761	1.750	7.314
365	6/18/2021	1.940	2.527	2.752	2.780	9.999
366	6/18/2021	0.206	0.241	0.255	0.247	0.949
367	6/18/2021	0.687	1.097	1.144	1.415	4.343
368	6/18/2021	1.151	1.057	1.878	1.837	5.922
370	6/18/2021	2.013	3.524	2.926	2.106	10.570
371	6/18/2021	1.735	1.149	0.783	0.774	4.441
372	6/18/2021	3.605	2.540	1.547	3.058	10.750
374	6/18/2021	0.694	0.962	1.977	1.854	5.488
375	6/18/2021	3.608	3.106	3.060	2.447	12.220
376	6/18/2021	2.957	3.067	3.285	3.191	12.500
377	6/18/2021	2.307	2.428	3.756	3.808	12.299

Duke Energy Kentucky
Peak Time Rebate Pilot Program

Customer	Event	Baseline Usage Hour Ending				Total
		4:00	5:00	6:00	7:00	
378	6/18/2021	2.652	2.179	2.716	2.957	10.504
380	6/18/2021	0.795	0.859	0.853	0.966	3.473
381	6/18/2021	0.610	0.957	0.792	0.727	3.086
383	6/18/2021	1.642	3.103	3.786	3.515	12.046
384	6/18/2021	1.933	2.377	2.473	2.788	9.571
385	6/18/2021	1.377	1.394	1.516	1.027	5.315
386	6/18/2021	3.417	3.250	3.463	3.482	13.612
387	6/18/2021	2.378	2.576	3.078	2.948	10.980
388	6/18/2021	1.772	2.859	2.539	2.879	10.049
389	6/18/2021	1.412	1.700	3.549	3.101	9.762
390	6/18/2021	0.291	0.289	0.263	0.358	1.201
392	6/18/2021	2.060	2.308	1.737	2.903	9.008
393	6/18/2021	0.475	0.529	0.515	1.014	2.533
395	6/18/2021	0.436	0.413	0.282	0.391	1.522
396	6/18/2021	2.789	3.019	3.228	2.989	12.024
397	6/18/2021	2.736	4.315	4.121	3.756	14.928
398	6/18/2021	2.538	3.079	3.029	3.007	11.654
399	6/18/2021	2.298	2.967	4.020	4.274	13.559
400	6/18/2021	1.149	1.560	1.791	1.704	6.204
402	6/18/2021	0.612	1.281	1.118	1.148	4.159
403	6/18/2021	1.322	1.527	1.557	1.601	6.006
404	6/18/2021	2.902	3.552	3.595	3.828	13.877
405	6/18/2021	1.056	1.424	1.479	1.596	5.555
407	6/18/2021	2.309	2.448	2.825	2.793	10.376
408	6/18/2021	2.427	2.725	2.610	2.553	10.314
409	6/18/2021	0.220	0.486	0.477	0.521	1.704
410	6/18/2021	1.947	1.996	2.150	2.139	8.232
411	6/18/2021	0.813	1.855	3.647	3.500	9.815
412	6/18/2021	1.429	1.050	1.378	1.563	5.420
413	6/18/2021	1.114	1.020	1.877	2.400	6.411
414	6/18/2021	3.400	2.804	3.677	3.621	13.501
415	6/18/2021	1.356	1.267	1.041	1.042	4.706
416	6/18/2021	2.492	3.693	2.631	3.052	11.869
417	6/18/2021	1.235	1.304	1.484	1.615	5.637
418	6/18/2021	0.948	1.444	1.667	1.202	5.260
419	6/18/2021	2.815	3.468	4.104	4.021	14.408
420	6/18/2021	4.208	5.251	6.475	6.087	22.020
421	6/18/2021	0.744	0.803	1.199	0.732	3.478
422	6/18/2021	2.181	1.718	0.804	1.175	5.877
423	6/18/2021	3.119	4.181	5.364	4.221	16.885
424	6/18/2021	1.711	2.174	2.613	2.739	9.238
426	6/18/2021	0.209	1.132	1.218	1.871	4.430
427	6/18/2021	2.033	3.050	3.482	2.881	11.446
428	6/18/2021	0.840	0.927	1.292	1.151	4.210
429	6/18/2021	1.616	2.072	2.534	2.480	8.701
430	6/18/2021	5.042	4.726	5.499	4.853	20.119
431	6/18/2021	4.005	3.829	4.382	3.587	15.802
432	6/18/2021	2.384	2.602	2.590	2.246	9.822
433	6/18/2021	1.513	2.309	2.117	1.846	7.785
434	6/18/2021	5.979	6.989	6.973	6.812	26.752
435	6/18/2021	6.951	6.862	6.948	7.625	28.387
436	6/18/2021	1.124	1.784	1.185	1.166	5.259
437	6/18/2021	0.613	0.397	0.393	0.501	1.904
438	6/18/2021	1.041	1.150	1.011	0.945	4.147
439	6/18/2021	3.845	5.062	6.730	6.802	22.439
440	6/18/2021	2.177	2.712	3.648	3.675	12.212
441	6/18/2021	0.177	0.215	0.141	0.352	0.885
442	6/18/2021	2.514	2.890	3.276	2.885	11.565
443	6/18/2021	1.381	1.382	1.362	2.054	6.179
444	6/18/2021	3.271	3.550	3.516	3.402	13.739
445	6/18/2021	1.005	1.379	1.798	1.109	5.291
446	6/18/2021	0.205	0.319	0.305	0.349	1.178

Duke Energy Kentucky
Peak Time Rebate Pilot Program

Customer	Event	Baseline Usage Hour Ending				Total
		4:00	5:00	6:00	7:00	
447	6/18/2021	4.300	5.038	5.692	3.567	18.597
448	6/18/2021	3.174	3.085	2.828	3.726	12.813
449	6/18/2021	2.000	2.888	3.123	3.525	11.536
450	6/18/2021	1.179	0.740	0.807	0.929	3.655
451	6/18/2021	4.057	3.939	4.698	5.054	17.747
452	6/18/2021	2.589	2.931	2.998	3.066	11.584
455	6/18/2021	2.836	2.863	3.016	2.710	11.425
456	6/18/2021	2.636	3.017	3.375	1.720	10.748
457	6/18/2021	2.224	2.771	2.825	3.133	10.953
458	6/18/2021	2.393	3.315	3.472	3.310	12.490
459	6/18/2021	1.681	2.857	2.647	2.310	9.494
460	6/18/2021	0.729	0.809	0.727	0.892	3.157
461	6/18/2021	1.542	1.504	1.586	1.719	6.351
462	6/18/2021	1.114	1.146	1.412	1.359	5.031
463	6/18/2021	2.218	3.064	3.432	3.585	12.300
464	6/18/2021	1.571	1.684	2.054	2.159	7.469
465	6/18/2021	0.274	2.520	1.615	1.404	5.813
466	6/18/2021	1.601	1.954	2.217	2.635	8.407
467	6/18/2021	2.485	3.038	3.518	3.638	12.680
468	6/18/2021	0.547	0.545	0.657	0.684	2.434
470	6/18/2021	2.280	2.687	2.797	2.464	10.228
472	6/18/2021	2.843	3.269	3.388	3.736	13.235
474	6/18/2021	1.195	1.923	2.409	2.154	7.681
475	6/18/2021	0.233	0.268	0.235	0.285	1.021
476	6/18/2021	0.764	1.059	1.002	0.899	3.725
477	6/18/2021	0.645	0.642	0.859	0.783	2.929
478	6/18/2021	0.402	0.563	0.698	0.847	2.510
479	6/18/2021	2.210	2.991	4.364	3.447	13.012
480	6/18/2021	3.283	5.367	5.847	6.504	21.002
481	6/18/2021	3.299	4.382	4.954	5.652	18.287
482	6/18/2021	2.937	3.294	3.737	2.587	12.555
483	6/18/2021	0.604	0.604	0.516	0.537	2.261
484	6/18/2021	1.905	2.291	2.228	2.965	9.390
486	6/18/2021	3.613	3.743	3.854	5.131	16.342
487	6/18/2021	1.172	1.473	2.663	3.236	8.544
488	6/18/2021	2.389	2.637	3.108	3.016	11.149
489	6/18/2021	1.427	1.819	2.002	2.133	7.381
490	6/18/2021	1.702	1.687	1.549	1.479	6.416
491	6/18/2021	2.560	2.884	1.959	1.428	8.831
492	6/18/2021	2.996	3.635	3.286	4.212	14.129
493	6/18/2021	5.069	5.637	6.148	6.455	23.309
494	6/18/2021	1.227	2.238	2.163	1.414	7.042
495	6/18/2021	1.639	1.867	1.945	1.753	7.204
496	6/18/2021	0.471	0.366	0.666	0.583	2.086
497	6/18/2021	7.848	9.938	10.928	10.102	38.816
498	6/18/2021	0.247	0.257	0.318	0.251	1.073
499	6/18/2021	3.245	4.073	3.552	3.891	14.762
500	6/18/2021	2.314	0.710	0.789	0.798	4.611
501	6/18/2021	0.463	0.375	0.314	0.476	1.628
503	6/18/2021	3.002	3.443	3.748	4.528	14.720
505	6/18/2021	0.664	0.784	0.800	0.737	2.985
507	6/18/2021	3.925	3.784	4.998	4.791	17.499
508	6/18/2021	1.085	1.291	1.899	1.897	6.172
509	6/18/2021	2.009	3.169	2.871	1.943	9.992
510	6/18/2021	1.329	1.873	0.866	1.261	5.329
511	6/18/2021	3.044	3.442	3.798	3.315	13.600
512	6/18/2021	1.699	2.648	3.346	1.948	9.642
514	6/18/2021	4.829	4.556	4.493	4.185	18.063
515	6/18/2021	2.250	1.849	2.392	2.934	9.424
516	6/18/2021	2.964	3.033	0.414	0.168	6.579
517	6/18/2021	0.360	0.553	0.816	0.475	2.204
518	6/18/2021	1.403	1.952	2.347	2.362	8.065

Duke Energy Kentucky
Peak Time Rebate Pilot Program

Customer	Event	Baseline Usage Hour Ending				Total
		4:00	5:00	6:00	7:00	
520	6/18/2021	5.368	6.716	7.440	7.801	27.325
521	6/18/2021	2.447	2.812	2.788	3.710	11.757
522	6/18/2021	1.189	1.396	0.808	1.046	4.439
523	6/18/2021	2.071	2.062	1.963	1.819	7.915
524	6/18/2021	0.813	1.305	1.026	1.500	4.644
526	6/18/2021	1.169	1.071	1.094	1.209	4.543
527	6/18/2021	0.513	0.720	0.853	1.111	3.197
528	6/18/2021	4.564	5.376	6.006	5.132	21.078
529	6/18/2021	2.765	2.862	3.320	4.005	12.953
530	6/18/2021	0.271	0.188	0.213	0.207	0.879
531	6/18/2021	1.667	2.002	2.287	3.228	9.184
532	6/18/2021	0.713	0.800	1.051	1.094	3.657
533	6/18/2021	0.395	0.585	0.489	0.480	1.949
534	6/18/2021	1.043	1.030	0.872	0.979	3.923
535	6/18/2021	2.773	3.390	3.467	2.653	12.283
536	6/18/2021	3.344	3.679	3.809	3.588	14.420
537	6/18/2021	1.666	1.601	1.673	1.193	6.133
538	6/18/2021	3.457	4.787	5.184	5.094	18.522
539	6/18/2021	1.068	1.508	1.607	1.914	6.097
540	6/18/2021	0.864	1.468	1.707	1.360	5.400
541	6/18/2021	0.425	0.466	0.548	0.597	2.035
542	6/18/2021	1.754	1.808	2.262	2.279	8.103
543	6/18/2021	3.465	3.596	3.679	3.770	14.510
544	6/18/2021	2.872	3.275	3.387	2.607	12.141
545	6/18/2021	1.367	2.213	1.716	2.229	7.525
546	6/18/2021	4.346	5.000	5.398	5.485	20.228
547	6/18/2021	1.473	1.606	1.482	1.900	6.461
548	6/18/2021	0.857	0.897	0.991	1.418	4.163
549	6/18/2021	0.917	0.414	1.108	1.598	4.037
550	6/18/2021	2.922	3.058	2.102	1.892	9.973
551	6/18/2021	0.749	0.497	0.827	1.002	3.075
552	6/18/2021	2.025	2.095	2.022	1.990	8.131
553	6/18/2021	1.072	0.805	0.737	1.325	3.939
554	6/18/2021	2.280	3.510	3.371	3.436	12.597
555	6/18/2021	3.208	4.063	3.990	3.960	15.220
556	6/18/2021	1.300	1.650	1.589	2.172	6.711
557	6/18/2021	1.240	1.255	2.372	3.552	8.419
558	6/18/2021	0.803	1.624	2.113	1.890	6.430
559	6/18/2021	3.758	4.594	4.700	3.814	16.866
560	6/18/2021	2.276	3.655	5.028	4.789	15.749
561	6/18/2021	2.496	1.639	0.882	1.057	6.073
562	6/18/2021	2.845	2.829	3.318	3.819	12.812
563	6/18/2021	1.371	1.422	1.436	1.278	5.508
565	6/18/2021	3.166	3.704	4.616	4.801	16.287
566	6/18/2021	0.896	1.039	0.962	1.063	3.960
567	6/18/2021	1.177	2.495	2.209	2.379	8.260
568	6/18/2021	0.159	0.228	0.227	0.500	1.114
569	6/18/2021	0.635	0.970	1.036	0.992	3.633
570	6/18/2021	0.626	1.069	1.233	1.551	4.480
571	6/18/2021	2.064	2.645	2.606	2.590	9.904
572	6/18/2021	2.931	3.322	3.495	3.638	13.387
573	6/18/2021	0.631	0.739	0.750	0.791	2.910
574	6/18/2021	0.968	1.568	1.933	1.096	5.566
575	6/18/2021	1.938	2.166	2.483	2.613	9.200
576	6/18/2021	4.976	5.355	6.125	5.625	22.082
577	6/18/2021	0.795	0.914	0.874	1.149	3.731
578	6/18/2021	2.200	2.362	2.062	2.047	8.671
579	6/18/2021	3.533	4.258	5.146	4.765	17.702
580	6/18/2021	3.203	4.684	4.767	2.773	15.426
581	6/18/2021	2.425	2.628	3.269	3.185	11.506
582	6/18/2021	2.183	2.918	3.753	4.597	13.451
584	6/18/2021	1.157	1.229	0.983	1.120	4.489

Duke Energy Kentucky
Peak Time Rebate Pilot Program

Customer	Event	Baseline Usage Hour Ending				Total
		4:00	5:00	6:00	7:00	
585	6/18/2021	1.426	1.693	1.405	1.074	5.598
586	6/18/2021	3.970	4.811	4.868	4.343	17.993
587	6/18/2021	0.922	1.435	3.380	2.967	8.703
588	6/18/2021	3.271	3.340	4.643	5.709	16.963
589	6/18/2021	1.881	1.739	1.919	2.745	8.284
590	6/18/2021	0.533	0.764	0.943	1.213	3.453
591	6/18/2021	1.788	2.125	1.938	1.685	7.537
592	6/18/2021	1.007	1.481	1.929	1.616	6.034
593	6/18/2021	2.008	2.672	3.224	2.853	10.757
594	6/18/2021	1.997	2.006	1.874	1.815	7.693
595	6/18/2021	1.057	1.807	1.488	1.659	6.010
596	6/18/2021	0.520	1.130	1.314	1.044	4.008
597	6/18/2021	4.845	5.671	4.055	4.101	18.672
598	6/18/2021	1.249	1.404	1.261	1.315	5.229
599	6/18/2021	1.904	2.175	2.364	2.537	8.980
600	6/18/2021	1.826	1.890	2.498	2.551	8.764
601	6/18/2021	4.182	5.216	4.975	5.691	20.065
602	6/18/2021	2.555	3.014	3.287	3.467	12.324
603	6/18/2021	2.581	2.610	3.381	4.766	13.337
604	6/18/2021	0.634	1.053	1.280	1.560	4.526
605	6/18/2021	1.213	1.363	1.375	1.258	5.209
606	6/18/2021	0.002	0.039	0.084	0.057	0.182
608	6/18/2021	3.441	3.861	4.047	3.837	15.185
609	6/18/2021	0.413	0.582	0.454	0.291	1.741
610	6/18/2021	1.428	2.070	2.224	2.711	8.432
611	6/18/2021	0.961	1.375	2.031	3.287	7.655
612	6/18/2021	1.174	1.476	1.552	1.253	5.455
613	6/18/2021	1.647	1.983	2.550	2.927	9.107
614	6/18/2021	3.273	2.997	2.607	2.594	11.470
615	6/18/2021	2.109	2.515	2.688	2.378	9.690
616	6/18/2021	0.800	1.083	1.016	1.294	4.193
617	6/18/2021	1.051	1.268	1.366	1.565	5.251
618	6/18/2021	0.887	0.767	0.719	0.410	2.783
619	6/18/2021	0.471	1.024	1.987	2.737	6.218
620	6/18/2021	0.627	0.637	0.634	0.619	2.517
621	6/18/2021	3.189	2.903	3.687	4.380	14.158
622	6/18/2021	2.558	2.244	2.754	2.033	9.589
623	6/18/2021	2.772	3.439	2.675	2.314	11.200
624	6/18/2021	1.941	2.135	2.171	2.005	8.253
625	6/18/2021	0.660	0.928	1.269	1.343	4.200
626	6/18/2021	0.793	0.956	0.789	0.595	3.133
627	6/18/2021	1.077	2.120	1.298	1.149	5.643
628	6/18/2021	2.196	2.095	1.710	2.369	8.370
629	6/18/2021	1.872	1.979	2.128	2.692	8.672
630	6/18/2021	2.189	2.090	2.648	3.941	10.868
631	6/18/2021	1.577	2.364	1.835	2.386	8.162
632	6/18/2021	0.342	0.270	0.372	0.388	1.372
633	6/18/2021	0.736	1.020	0.620	0.887	3.264
634	6/18/2021	2.738	3.013	3.768	3.338	12.858
635	6/18/2021	1.404	1.281	2.024	1.405	6.113
636	6/18/2021	1.889	1.812	2.183	2.569	8.454
637	6/18/2021	0.549	0.625	0.735	0.809	2.718
638	6/18/2021	0.102	0.261	0.120	0.207	0.690
639	6/18/2021	1.970	2.040	1.951	1.983	7.944
640	6/18/2021	1.001	1.112	1.419	1.408	4.941
641	6/18/2021	4.138	5.127	6.902	5.784	21.950
642	6/18/2021	0.366	0.454	0.331	0.425	1.576
643	6/18/2021	0.557	2.079	1.535	1.827	5.998
644	6/18/2021	4.225	5.092	4.522	5.018	18.857
645	6/18/2021	0.332	0.470	0.805	0.708	2.315
646	6/18/2021	1.936	3.397	3.489	2.986	11.808
647	6/18/2021	2.104	2.212	2.373	1.981	8.670

Duke Energy Kentucky
Peak Time Rebate Pilot Program

Customer	Event	Baseline Usage Hour Ending				Total
		4:00	5:00	6:00	7:00	
648	6/18/2021	2.620	2.767	2.897	2.912	11.196
649	6/18/2021	1.424	2.096	2.559	2.307	8.387
650	6/18/2021	2.615	2.582	3.134	3.241	11.572
651	6/18/2021	6.133	6.405	5.924	4.999	23.461
652	6/18/2021	0.856	0.988	0.948	1.124	3.916
653	6/18/2021	0.758	0.948	1.576	2.118	5.400
654	6/18/2021	1.313	1.312	1.337	1.340	5.302
655	6/18/2021	0.293	0.394	0.411	0.304	1.402
657	6/18/2021	0.448	0.465	0.460	0.552	1.925
658	6/18/2021	6.665	7.986	8.039	7.237	29.926
659	6/18/2021	2.206	2.634	2.471	2.553	9.863
660	6/18/2021	2.415	1.854	1.387	1.088	6.744
661	6/18/2021	1.127	1.098	1.150	1.321	4.697
662	6/18/2021	0.780	0.822	0.818	0.986	3.407
663	6/18/2021	2.738	2.584	1.917	1.816	9.054
665	6/18/2021	0.970	1.035	1.047	1.115	4.166
666	6/18/2021	3.094	4.448	4.249	3.251	15.042
667	6/18/2021	1.262	1.453	1.671	1.739	6.125
668	6/18/2021	5.880	6.804	7.100	6.800	26.583
669	6/18/2021	2.437	2.590	2.940	2.966	10.933
670	6/18/2021	1.944	1.069	1.613	1.604	6.230
672	6/18/2021	2.193	3.027	3.261	2.573	11.053
673	6/18/2021	1.135	1.736	2.447	3.323	8.641
674	6/18/2021	4.538	4.884	4.065	3.829	17.315
675	6/18/2021	0.940	0.820	1.073	1.007	3.841
676	6/18/2021	1.845	2.125	3.107	2.884	9.962
677	6/18/2021	3.933	4.607	4.463	4.373	17.376
678	6/18/2021	3.414	4.012	3.585	3.896	14.908
679	6/18/2021	2.610	3.348	3.580	3.592	13.130
680	6/18/2021	0.862	0.736	0.762	1.139	3.499
681	6/18/2021	1.862	1.851	2.580	1.774	8.067
682	6/18/2021	1.367	2.058	3.633	4.023	11.081
683	6/18/2021	1.309	1.741	1.787	1.863	6.699
685	6/18/2021	2.843	4.840	5.047	3.612	16.341
686	6/18/2021	2.589	3.399	4.278	3.858	14.124
687	6/18/2021	2.286	2.670	5.576	5.539	16.071
688	6/18/2021	1.915	2.857	3.115	3.411	11.298
689	6/18/2021	0.320	0.260	0.004	0.004	0.588
690	6/18/2021	2.849	3.027	3.516	3.824	13.216
691	6/18/2021	0.358	0.770	0.793	1.066	2.988
692	6/18/2021	4.058	3.920	5.272	4.960	18.209
693	6/18/2021	1.651	1.875	3.006	3.684	10.216
694	6/18/2021	1.105	1.161	1.361	1.458	5.085
695	6/18/2021	2.462	2.440	2.814	3.444	11.161
696	6/18/2021	0.726	0.615	0.595	0.497	2.434
697	6/18/2021	0.453	0.672	0.980	0.996	3.101
698	6/18/2021	1.289	1.336	1.479	1.337	5.441
699	6/18/2021	1.037	0.843	1.078	2.319	5.278
700	6/18/2021	1.452	1.680	1.735	1.869	6.736
701	6/18/2021	4.800	5.806	6.871	7.521	24.999
703	6/18/2021	1.513	2.273	2.911	3.023	9.720
704	6/18/2021	0.228	0.268	0.316	0.278	1.090
705	6/18/2021	2.448	2.385	2.556	2.352	9.740
706	6/18/2021	0.095	0.100	0.121	0.177	0.493
707	6/18/2021	2.003	2.547	3.224	2.852	10.626
708	6/18/2021	0.445	0.382	0.348	0.954	2.130
709	6/18/2021	0.992	1.214	1.881	1.977	6.065
710	6/18/2021	0.504	1.769	2.039	2.437	6.750
711	6/18/2021	1.395	1.434	2.485	5.425	10.740
712	6/18/2021	1.131	1.162	1.056	1.601	4.950
713	6/18/2021	1.569	0.398	1.739	2.713	6.420
714	6/18/2021	1.153	1.251	1.527	1.479	5.410

Duke Energy Kentucky
Peak Time Rebate Pilot Program

Customer	Event	Baseline Usage Hour Ending				Total
		4:00	5:00	6:00	7:00	
715	6/18/2021	0.982	0.698	1.129	0.964	3.773
716	6/18/2021	2.587	3.158	3.023	3.263	12.031
719	6/18/2021	3.615	4.008	3.606	3.611	14.840
720	6/18/2021	1.912	2.305	2.319	2.906	9.443
721	6/18/2021	2.602	2.812	2.963	2.979	11.356
722	6/18/2021	2.495	3.050	3.127	3.379	12.051
723	6/18/2021	1.918	2.102	1.792	1.327	7.139
724	6/18/2021	1.870	2.745	1.541	3.012	9.169
725	6/18/2021	0.172	0.158	0.180	0.174	0.684
728	6/18/2021	1.121	1.991	1.853	1.429	6.394
729	6/18/2021	1.457	1.487	1.495	1.127	5.566
730	6/18/2021	2.030	2.424	2.686	2.680	9.821
731	6/18/2021	0.245	0.263	0.276	0.256	1.040
732	6/18/2021	4.380	5.805	5.800	8.417	24.402
733	6/18/2021	0.987	1.445	1.509	1.164	5.105
734	6/18/2021	1.202	0.667	1.043	0.821	3.733
737	6/18/2021	1.184	1.438	1.334	1.085	5.042
738	6/18/2021	1.700	1.530	1.715	1.772	6.716
739	6/18/2021	1.277	1.884	1.691	1.842	6.694
740	6/18/2021	2.056	2.882	2.814	1.956	9.707
741	6/18/2021	3.810	4.339	3.475	3.230	14.853
743	6/18/2021	1.015	1.486	1.614	1.043	5.158
744	6/18/2021	1.226	1.144	1.266	0.937	4.573
745	6/18/2021	0.814	1.045	1.678	2.000	5.538
746	6/18/2021	3.230	4.257	5.223	6.104	18.814
747	6/18/2021	1.223	1.824	1.220	1.740	6.008
748	6/18/2021	3.383	4.782	6.045	6.093	20.303
749	6/18/2021	0.723	1.132	1.716	1.386	4.957
750	6/18/2021	1.775	2.038	2.509	2.257	8.579
751	6/18/2021	2.685	3.282	3.974	3.541	13.482
752	6/18/2021	3.170	4.378	4.939	4.564	17.051
753	6/18/2021	1.338	1.399	1.650	1.903	6.289
754	6/18/2021	3.527	3.650	3.686	4.410	15.273
755	6/18/2021	2.213	2.549	2.466	2.415	9.643
756	6/18/2021	1.072	0.751	0.955	0.611	3.389
757	6/18/2021	3.989	4.227	4.601	4.425	17.242
758	6/18/2021	3.472	4.328	4.544	4.338	16.682
759	6/18/2021	1.510	1.666	1.690	1.710	6.576
760	6/18/2021	1.218	1.462	1.593	2.490	6.763
761	6/18/2021	3.109	4.296	5.499	4.699	17.602
762	6/18/2021	0.761	1.065	1.362	1.896	5.084
763	6/18/2021	0.498	0.525	0.474	0.377	1.874
764	6/18/2021	2.653	3.236	3.305	3.302	12.497
765	6/18/2021	2.100	2.752	2.524	2.327	9.703
766	6/18/2021	1.605	1.834	1.760	1.700	6.899
767	6/18/2021	0.947	1.022	0.969	1.029	3.967
768	6/18/2021	1.567	1.676	1.857	1.449	6.549
769	6/18/2021	3.737	4.241	4.207	3.347	15.531
771	6/18/2021	0.591	0.592	0.570	0.545	2.298
772	6/18/2021	0.992	0.866	1.161	0.988	4.006
773	6/18/2021	1.011	0.972	1.004	1.400	4.386
774	6/18/2021	1.283	1.440	1.755	1.264	5.743
775	6/18/2021	0.504	0.874	1.470	1.711	4.559
776	6/18/2021	1.757	2.296	2.364	2.055	8.472
777	6/18/2021	4.023	4.217	4.094	4.335	16.669
778	6/18/2021	1.194	1.483	1.390	1.576	5.644
779	6/18/2021	1.440	1.899	2.418	2.322	8.080
780	6/18/2021	0.500	0.405	0.633	0.801	2.340
781	6/18/2021	2.446	3.617	2.506	2.402	10.970
782	6/18/2021	1.867	2.064	2.287	2.214	8.433
783	6/18/2021	1.996	2.580	2.360	2.991	9.927
784	6/18/2021	1.278	1.326	1.067	1.069	4.740

Duke Energy Kentucky
Peak Time Rebate Pilot Program

Customer	Event	Baseline Usage Hour Ending				Total
		4:00	5:00	6:00	7:00	
785	6/18/2021	3.743	3.392	4.240	5.068	16.443
786	6/18/2021	0.423	0.497	0.557	0.731	2.208
787	6/18/2021	0.819	0.556	0.748	0.704	2.827
789	6/18/2021	2.040	2.235	2.420	3.477	10.173
790	6/18/2021	0.805	1.675	1.328	2.013	5.821
793	6/18/2021	1.205	1.578	2.248	2.071	7.102
794	6/18/2021	2.480	2.335	2.227	3.884	10.926
796	6/18/2021	1.425	1.344	1.763	1.436	5.968
797	6/18/2021	0.445	0.249	1.044	0.771	2.508
798	6/18/2021	0.935	1.006	1.047	1.024	4.012
799	6/18/2021	0.807	1.478	1.296	1.413	4.994
800	6/18/2021	0.805	1.338	1.208	1.187	4.539
802	6/18/2021	1.848	1.877	1.781	1.476	6.982
804	6/18/2021	0.132	0.213	0.800	2.006	3.151
805	6/18/2021	1.109	1.418	1.505	1.913	5.945
810	6/18/2021	2.314	2.398	2.419	2.541	9.672
813	6/18/2021	1.173	1.635	1.670	1.829	6.307
814	6/18/2021	1.752	1.615	1.308	1.605	6.281
815	6/18/2021	2.680	3.282	3.880	3.550	13.393
816	6/18/2021	2.602	3.365	4.045	4.355	14.367
817	6/18/2021	2.546	2.974	2.476	2.034	10.030
818	6/18/2021	3.266	4.074	5.182	4.279	16.801
819	6/18/2021	1.324	1.286	1.141	1.531	5.282
820	6/18/2021	1.110	1.326	1.472	1.330	5.238
821	6/18/2021	0.766	1.275	2.419	3.149	7.609
822	6/18/2021	2.008	2.930	2.914	2.261	10.114
823	6/18/2021	0.931	1.113	1.392	1.457	4.892
824	6/18/2021	2.945	3.159	3.178	2.890	12.172
825	6/18/2021	2.133	2.443	2.967	3.297	10.840
826	6/18/2021	1.410	2.190	2.203	1.932	7.735
827	6/18/2021	2.358	2.695	2.109	2.561	9.724
828	6/18/2021	2.358	2.214	2.114	1.489	8.174
829	6/18/2021	2.914	3.497	3.884	4.319	14.614
830	6/18/2021	3.427	2.672	3.158	4.489	13.746
831	6/18/2021	2.374	2.136	2.433	2.599	9.542
832	6/18/2021	0.932	1.204	1.396	1.172	4.704
833	6/18/2021	1.498	2.642	3.885	3.831	11.857
834	6/18/2021	0.251	0.424	0.346	0.239	1.260
835	6/18/2021	4.251	4.074	5.141	4.250	17.715
836	6/18/2021	1.962	2.698	3.370	2.400	10.431
837	6/18/2021	2.412	3.764	2.382	2.037	10.596
838	6/18/2021	0.351	0.517	0.467	0.456	1.791
839	6/18/2021	2.904	3.679	4.316	3.885	14.784
840	6/18/2021	3.692	4.137	4.074	4.128	16.030
841	6/18/2021	2.071	3.101	3.220	2.769	11.161
843	6/18/2021	2.035	1.578	1.850	2.666	8.129
844	6/18/2021	0.850	0.740	0.806	0.741	3.137
845	6/18/2021	0.914	1.023	1.105	1.243	4.285
846	6/18/2021	0.362	0.584	0.469	0.529	1.944
847	6/18/2021	4.521	5.192	4.006	4.283	18.001
848	6/18/2021	0.476	0.710	1.071	0.806	3.063
849	6/18/2021	1.319	2.018	2.514	2.624	8.475
851	6/18/2021	0.839	0.866	1.226	2.592	5.523
852	6/18/2021	0.976	0.736	1.493	1.682	4.886
853	6/18/2021	0.528	0.542	0.494	0.494	2.057
854	6/18/2021	1.248	1.458	1.459	1.272	5.437
855	6/18/2021	0.629	0.960	1.232	1.308	4.130
856	6/18/2021	3.264	5.479	5.530	5.488	19.761
857	6/18/2021	0.114	0.287	0.183	0.159	0.743
858	6/18/2021	1.800	2.034	2.128	2.103	8.066
859	6/18/2021	3.738	4.276	4.335	5.023	17.372
861	6/18/2021	0.322	0.418	0.484	0.434	1.659

Duke Energy Kentucky
Peak Time Rebate Pilot Program

Customer	Event	Baseline Usage Hour Ending				Total
		4:00	5:00	6:00	7:00	
862	6/18/2021	0.928	1.199	2.457	2.673	7.256
863	6/18/2021	0.485	0.434	0.368	1.286	2.573
864	6/18/2021	2.475	2.965	3.639	4.184	13.263
865	6/18/2021	4.387	5.594	6.047	6.055	22.083
866	6/18/2021	0.506	0.556	0.536	0.128	1.727
867	6/18/2021	4.659	5.131	4.562	4.419	18.771
868	6/18/2021	3.707	4.125	4.276	4.574	16.682
869	6/18/2021	2.405	2.485	2.620	3.087	10.597
870	6/18/2021	0.446	0.539	0.709	1.140	2.835
871	6/18/2021	0.973	1.079	1.064	1.110	4.225
872	6/18/2021	2.436	2.513	2.700	2.870	10.520
873	6/18/2021	1.001	0.758	1.084	1.118	3.961
874	6/18/2021	2.527	5.102	4.772	4.707	17.108
875	6/18/2021	1.420	2.594	2.124	1.216	7.354
876	6/18/2021	1.061	1.118	1.197	1.745	5.121
877	6/18/2021	2.677	3.014	2.980	3.283	11.954
879	6/18/2021	0.261	0.425	0.954	0.564	2.205
880	6/18/2021	0.223	0.833	0.851	0.847	2.754
881	6/18/2021	2.693	2.562	2.579	3.135	10.969
882	6/18/2021	1.647	1.346	1.701	1.731	6.424
883	6/18/2021	3.648	4.269	4.295	4.050	16.262
884	6/18/2021	2.617	1.582	2.033	3.267	9.498
885	6/18/2021	1.528	1.710	1.814	1.952	7.004
886	6/18/2021	2.032	2.296	2.838	2.608	9.774
887	6/18/2021	2.795	3.109	3.303	3.965	13.172
888	6/18/2021	0.587	0.625	0.550	0.507	2.269
889	6/18/2021	2.310	2.567	2.437	2.480	9.793
890	6/18/2021	1.674	2.521	1.687	2.495	8.377
891	6/18/2021	3.086	3.166	3.342	3.101	12.695
892	6/18/2021	2.087	2.074	2.686	3.069	9.915
893	6/18/2021	0.824	0.939	1.126	1.109	3.998
894	6/18/2021	2.518	3.071	2.957	3.600	12.146
895	6/18/2021	0.315	0.414	0.510	0.453	1.691
896	6/18/2021	0.591	0.471	0.666	0.670	2.398
898	6/18/2021	0.936	1.515	1.260	1.400	5.110
899	6/18/2021	0.924	1.346	1.004	1.690	4.964
2	6/28/2021	0.880	0.750	1.245	1.255	4.130
3	6/28/2021	2.319	2.603	3.906	4.304	13.132
4	6/28/2021	1.809	2.134	3.836	4.206	11.985
5	6/28/2021	0.730	1.070	1.432	0.829	4.061
6	6/28/2021	2.364	2.340	3.960	3.567	12.231
7	6/28/2021	0.632	0.492	0.597	0.488	2.208
8	6/28/2021	2.231	3.917	4.452	4.456	15.057
11	6/28/2021	2.944	3.779	3.999	3.969	14.691
12	6/28/2021	2.475	2.770	3.231	3.666	12.142
13	6/28/2021	0.987	1.532	1.903	3.001	7.422
14	6/28/2021	1.147	1.802	1.693	0.941	5.583
15	6/28/2021	1.966	1.938	1.903	2.041	7.849
16	6/28/2021	2.058	1.787	1.939	2.933	8.717
17	6/28/2021	0.077	0.081	0.080	0.082	0.320
18	6/28/2021	2.104	1.647	1.924	2.169	7.844
19	6/28/2021	1.060	1.192	1.182	1.319	4.753
20	6/28/2021	0.818	1.159	2.774	3.260	8.010
21	6/28/2021	2.021	2.525	2.640	2.592	9.777
22	6/28/2021	3.814	4.031	4.345	4.819	17.009
23	6/28/2021	3.252	4.241	5.209	5.292	17.993
24	6/28/2021	1.825	2.153	2.108	2.633	8.719
25	6/28/2021	2.033	2.057	3.240	2.777	10.107
27	6/28/2021	6.025	6.523	8.434	8.519	29.502
28	6/28/2021	2.067	1.857	2.242	2.947	9.114
29	6/28/2021	1.254	1.352	2.663	1.402	6.671

Duke Energy Kentucky
Peak Time Rebate Pilot Program

Customer	Event	Baseline Usage Hour Ending				Total
		4:00	5:00	6:00	7:00	
30	6/28/2021	0.539	0.663	0.826	0.764	2.792
32	6/28/2021	1.691	1.612	2.078	1.285	6.667
34	6/28/2021	2.119	2.939	2.457	3.129	10.644
35	6/28/2021	0.311	0.322	0.506	0.782	1.921
36	6/28/2021	2.621	3.123	3.392	1.852	10.989
37	6/28/2021	1.488	1.691	1.681	2.107	6.968
38	6/28/2021	2.171	2.453	2.516	2.431	9.571
39	6/28/2021	4.265	5.241	5.590	5.564	20.661
42	6/28/2021	0.169	0.338	0.289	0.784	1.580
43	6/28/2021	2.067	2.199	2.150	2.405	8.822
44	6/28/2021	1.266	1.774	2.631	2.680	8.351
46	6/28/2021	3.516	3.692	4.714	3.888	15.810
47	6/28/2021	3.303	3.972	3.567	2.954	13.797
48	6/28/2021	1.968	1.587	2.510	2.527	8.592
49	6/28/2021	4.321	4.572	5.440	5.509	19.841
50	6/28/2021	0.141	0.115	0.236	0.359	0.852
52	6/28/2021	2.581	2.045	3.372	4.428	12.425
53	6/28/2021	0.639	0.384	0.366	0.504	1.893
54	6/28/2021	4.013	6.606	7.558	7.248	25.426
55	6/28/2021	1.144	0.650	1.655	1.263	4.712
56	6/28/2021	0.946	1.273	1.565	1.133	4.918
57	6/28/2021	1.294	1.401	1.303	1.410	5.409
58	6/28/2021	1.754	1.753	1.994	1.867	7.368
59	6/28/2021	1.557	1.561	1.706	1.923	6.747
60	6/28/2021	0.179	0.115	0.556	1.596	2.445
61	6/28/2021	2.434	2.446	2.923	2.833	10.636
62	6/28/2021	1.396	1.690	1.899	2.309	7.294
63	6/28/2021	2.074	1.742	2.617	2.742	9.174
64	6/28/2021	2.965	3.314	4.033	3.939	14.251
65	6/28/2021	1.214	1.549	2.379	3.162	8.304
66	6/28/2021	1.868	2.156	2.679	2.354	9.057
67	6/28/2021	1.603	2.332	2.916	2.633	9.483
68	6/28/2021	1.994	2.471	3.048	2.726	10.239
70	6/28/2021	0.371	0.275	0.865	1.207	2.718
71	6/28/2021	1.273	1.327	1.449	1.458	5.508
73	6/28/2021	1.836	1.972	1.858	2.439	8.104
74	6/28/2021	0.731	0.954	1.460	1.341	4.486
76	6/28/2021	2.281	1.857	2.182	2.080	8.399
77	6/28/2021	1.240	2.634	2.476	2.945	9.295
78	6/28/2021	5.788	6.188	5.867	5.708	23.551
79	6/28/2021	1.935	1.939	2.059	2.654	8.587
80	6/28/2021	2.413	2.889	3.136	2.953	11.391
81	6/28/2021	1.187	1.343	1.810	2.088	6.429
82	6/28/2021	1.360	0.691	1.120	0.927	4.098
83	6/28/2021	3.107	3.286	4.468	4.460	15.321
84	6/28/2021	0.400	0.512	0.588	0.903	2.403
85	6/28/2021	0.970	1.409	2.312	1.240	5.931
86	6/28/2021	2.618	2.771	2.633	3.455	11.477
88	6/28/2021	2.500	3.088	3.770	4.343	13.701
89	6/28/2021	4.064	4.531	4.979	4.840	18.414
90	6/28/2021	1.956	1.779	1.946	1.816	7.498
91	6/28/2021	3.252	3.485	3.898	4.947	15.583
92	6/28/2021	0.692	1.488	2.836	3.388	8.403
94	6/28/2021	2.106	2.123	4.390	4.027	12.645
95	6/28/2021	1.340	2.514	2.523	1.150	7.528
97	6/28/2021	2.536	2.794	4.084	4.361	13.775
98	6/28/2021	1.520	3.174	4.171	3.997	12.861
99	6/28/2021	2.947	3.424	3.268	3.024	12.662
100	6/28/2021	2.763	3.963	2.624	3.300	12.651
101	6/28/2021	4.814	5.109	5.063	6.197	21.184
102	6/28/2021	1.376	1.248	1.216	1.273	5.113
103	6/28/2021	1.463	2.247	1.767	1.828	7.305

Duke Energy Kentucky
Peak Time Rebate Pilot Program

Customer	Event	Baseline Usage Hour Ending				Total
		4:00	5:00	6:00	7:00	
104	6/28/2021	0.843	1.231	1.474	2.218	5.767
105	6/28/2021	5.752	6.947	8.458	9.108	30.265
106	6/28/2021	2.399	2.680	3.689	4.421	13.190
107	6/28/2021	2.597	3.249	3.717	3.386	12.949
108	6/28/2021	1.170	1.341	1.427	1.601	5.539
109	6/28/2021	0.757	0.756	0.692	0.711	2.916
110	6/28/2021	2.701	4.079	4.215	4.135	15.130
111	6/28/2021	0.410	0.295	0.770	0.972	2.446
112	6/28/2021	0.690	0.626	1.050	1.637	4.002
113	6/28/2021	0.896	1.032	1.381	1.683	4.991
114	6/28/2021	1.973	2.463	2.446	2.490	9.373
115	6/28/2021	2.304	2.303	2.478	2.038	9.124
117	6/28/2021	0.564	0.741	0.863	0.743	2.911
118	6/28/2021	1.686	1.852	2.405	2.513	8.457
120	6/28/2021	1.394	0.920	1.177	1.930	5.421
121	6/28/2021	1.896	2.918	3.003	3.396	11.213
122	6/28/2021	4.539	4.904	4.833	4.674	18.950
123	6/28/2021	1.372	1.454	1.661	1.817	6.305
126	6/28/2021	0.942	0.393	0.516	0.555	2.406
127	6/28/2021	1.572	2.293	2.862	3.055	9.781
128	6/28/2021	3.006	3.185	2.956	2.769	11.915
129	6/28/2021	3.339	4.313	4.962	4.591	17.203
130	6/28/2021	1.070	1.885	2.045	1.662	6.661
131	6/28/2021	2.322	2.217	2.142	2.243	8.924
132	6/28/2021	1.474	2.404	3.585	3.068	10.530
135	6/28/2021	0.978	1.440	1.755	1.744	5.916
136	6/28/2021	4.286	3.547	4.021	3.802	15.657
138	6/28/2021	2.440	2.193	1.789	1.924	8.346
139	6/28/2021	3.217	3.352	3.298	4.719	14.586
140	6/28/2021	3.244	2.693	2.903	2.345	11.185
141	6/28/2021	0.461	0.572	0.631	0.689	2.353
142	6/28/2021	1.753	2.180	2.131	2.645	8.709
145	6/28/2021	1.634	1.739	1.690	2.171	7.235
146	6/28/2021	2.539	2.741	3.000	2.976	11.257
147	6/28/2021	0.736	0.881	1.507	1.025	4.148
148	6/28/2021	1.469	2.732	4.380	4.142	12.723
149	6/28/2021	3.534	3.993	4.677	4.804	17.009
150	6/28/2021	2.641	3.483	3.642	2.774	12.540
151	6/28/2021	3.329	5.102	7.303	5.104	20.838
152	6/28/2021	3.794	3.859	2.737	3.448	13.839
153	6/28/2021	1.911	2.334	2.195	1.674	8.115
154	6/28/2021	2.270	2.745	3.169	3.048	11.231
155	6/28/2021	0.446	0.539	0.572	0.676	2.233
156	6/28/2021	0.187	0.225	0.225	0.350	0.987
158	6/28/2021	0.615	0.813	0.898	1.028	3.353
160	6/28/2021	0.654	1.160	1.063	1.307	4.184
161	6/28/2021	1.887	1.855	2.561	2.930	9.232
162	6/28/2021	0.329	0.375	0.789	0.652	2.145
164	6/28/2021	4.218	4.616	4.538	4.609	17.980
165	6/28/2021	0.331	0.304	0.324	0.315	1.275
166	6/28/2021	2.938	3.341	3.159	3.089	12.526
167	6/28/2021	1.421	1.027	1.609	1.238	5.296
168	6/28/2021	5.241	5.567	6.414	6.760	23.983
170	6/28/2021	1.190	1.644	1.416	1.669	5.919
171	6/28/2021	3.763	4.395	5.009	4.911	18.078
172	6/28/2021	3.802	3.650	4.961	5.296	17.710
173	6/28/2021	4.119	5.040	5.514	6.126	20.799
174	6/28/2021	2.055	2.925	3.464	2.043	10.488
175	6/28/2021	2.105	1.984	1.894	1.978	7.962
177	6/28/2021	2.359	2.521	3.313	3.386	11.578
178	6/28/2021	2.624	3.540	4.722	5.021	15.907
180	6/28/2021	5.135	5.777	5.093	5.135	21.139

Duke Energy Kentucky
Peak Time Rebate Pilot Program

Customer	Event	Baseline Usage Hour Ending				Total
		4:00	5:00	6:00	7:00	
181	6/28/2021	1.345	1.663	1.865	1.912	6.785
182	6/28/2021	0.451	0.294	0.847	0.429	2.021
184	6/28/2021	1.594	1.979	3.169	3.793	10.535
185	6/28/2021	0.575	0.482	0.693	0.571	2.321
187	6/28/2021	2.842	3.042	3.511	3.605	13.001
188	6/28/2021	2.864	3.030	3.430	4.678	14.002
190	6/28/2021	0.888	0.760	0.917	0.770	3.334
191	6/28/2021	2.480	1.663	1.605	1.078	6.826
192	6/28/2021	1.193	1.534	2.676	3.345	8.748
193	6/28/2021	1.859	3.241	2.487	3.459	11.045
194	6/28/2021	2.156	2.313	3.046	2.775	10.290
195	6/28/2021	0.746	0.926	1.503	1.942	5.117
196	6/28/2021	1.514	3.013	5.314	5.229	15.069
197	6/28/2021	0.200	0.217	0.415	0.684	1.515
198	6/28/2021	1.550	1.698	1.523	1.611	6.382
200	6/28/2021	2.613	2.808	3.185	3.456	12.062
202	6/28/2021	0.998	1.735	1.919	1.792	6.443
203	6/28/2021	2.216	2.647	2.131	2.643	9.637
204	6/28/2021	0.983	1.458	2.281	2.281	7.004
205	6/28/2021	3.371	4.127	4.551	3.602	15.652
206	6/28/2021	0.395	0.339	0.520	0.315	1.570
207	6/28/2021	0.787	0.834	0.897	1.114	3.631
208	6/28/2021	2.962	2.973	3.370	3.169	12.474
209	6/28/2021	1.724	1.760	1.919	2.069	7.472
210	6/28/2021	1.393	1.846	3.138	3.953	10.330
211	6/28/2021	1.201	1.236	1.273	1.457	5.167
212	6/28/2021	3.686	3.668	3.881	4.887	16.122
213	6/28/2021	0.681	0.661	0.667	0.819	2.829
214	6/28/2021	0.098	0.995	1.834	2.337	5.265
215	6/28/2021	0.713	1.315	0.804	0.648	3.479
217	6/28/2021	2.137	2.708	2.069	1.922	8.836
218	6/28/2021	1.782	1.982	2.522	2.617	8.902
219	6/28/2021	2.861	3.846	4.541	5.005	16.253
220	6/28/2021	2.604	3.108	3.950	3.275	12.937
221	6/28/2021	2.119	2.004	2.395	2.486	9.003
222	6/28/2021	1.828	2.277	2.525	2.581	9.210
223	6/28/2021	4.370	3.847	4.046	4.926	17.190
225	6/28/2021	3.252	3.879	5.610	5.698	18.439
226	6/28/2021	3.512	4.032	4.882	4.228	16.654
227	6/28/2021	1.597	2.903	2.910	2.800	10.211
228	6/28/2021	1.518	1.644	1.660	1.789	6.612
229	6/28/2021	3.965	3.216	4.534	4.461	16.176
230	6/28/2021	0.482	0.446	0.478	0.430	1.836
231	6/28/2021	2.007	2.335	3.246	3.755	11.344
232	6/28/2021	1.454	1.175	2.225	2.611	7.465
233	6/28/2021	1.251	1.612	1.865	1.784	6.511
235	6/28/2021	0.426	1.950	2.264	2.085	6.725
236	6/28/2021	1.270	1.051	1.385	1.562	5.268
237	6/28/2021	1.537	2.186	2.621	2.302	8.646
238	6/28/2021	0.846	1.270	1.252	1.628	4.996
239	6/28/2021	2.119	1.969	2.770	3.183	10.041
240	6/28/2021	0.684	0.938	0.646	0.727	2.994
241	6/28/2021	1.321	1.176	1.446	1.534	5.477
242	6/28/2021	2.720	2.887	2.507	2.674	10.788
244	6/28/2021	1.762	1.366	1.761	2.320	7.209
245	6/28/2021	0.693	0.928	0.535	0.978	3.134
246	6/28/2021	1.450	0.615	1.085	2.107	5.257
247	6/28/2021	2.482	2.334	2.605	3.324	10.744
248	6/28/2021	1.836	0.561	0.132	0.156	2.685
249	6/28/2021	1.203	1.404	1.539	1.832	5.978
250	6/28/2021	1.185	1.127	1.624	1.859	5.795
251	6/28/2021	2.274	1.897	1.833	2.016	8.019

Duke Energy Kentucky
Peak Time Rebate Pilot Program

Customer	Event	Baseline Usage Hour Ending				Total
		4:00	5:00	6:00	7:00	
253	6/28/2021	1.512	2.070	2.307	3.479	9.369
254	6/28/2021	3.602	3.988	5.188	5.795	18.574
255	6/28/2021	0.783	2.231	2.272	1.989	7.275
256	6/28/2021	2.317	3.517	4.061	3.767	13.662
257	6/28/2021	0.946	0.655	0.929	0.985	3.516
258	6/28/2021	0.583	0.881	0.913	1.081	3.458
259	6/28/2021	3.284	3.471	4.191	3.925	14.871
260	6/28/2021	5.916	6.208	6.627	6.644	25.396
261	6/28/2021	3.872	4.589	4.047	3.950	16.458
262	6/28/2021	1.605	1.909	1.629	1.811	6.954
263	6/28/2021	0.341	0.432	0.374	0.464	1.611
264	6/28/2021	3.348	3.263	3.308	3.639	13.559
265	6/28/2021	5.490	4.068	4.234	3.991	17.784
266	6/28/2021	2.879	2.737	3.707	2.582	11.906
267	6/28/2021	1.790	1.586	1.896	2.455	7.726
268	6/28/2021	4.632	5.126	7.032	8.926	25.716
269	6/28/2021	0.489	0.610	0.496	0.791	2.386
270	6/28/2021	2.110	2.237	2.659	2.435	9.441
271	6/28/2021	1.539	1.967	1.848	2.075	7.429
272	6/28/2021	0.453	0.597	0.372	0.453	1.875
274	6/28/2021	0.776	1.794	3.654	2.335	8.559
275	6/28/2021	3.717	3.574	3.655	3.782	14.728
276	6/28/2021	1.793	1.234	1.595	1.448	6.070
277	6/28/2021	1.137	1.691	1.684	1.632	6.146
278	6/28/2021	0.922	0.795	1.043	1.019	3.779
279	6/28/2021	2.939	4.053	3.591	4.487	15.070
280	6/28/2021	3.681	3.470	5.103	4.825	17.079
281	6/28/2021	2.852	2.781	3.563	4.100	13.297
282	6/28/2021	1.645	1.692	2.115	2.665	8.117
283	6/28/2021	1.781	1.975	2.531	3.294	9.581
284	6/28/2021	1.429	2.092	2.914	5.063	11.498
285	6/28/2021	2.278	2.667	3.752	3.712	12.409
286	6/28/2021	1.149	1.209	1.227	1.449	5.034
287	6/28/2021	1.301	1.306	1.550	1.663	5.819
288	6/28/2021	1.357	3.788	1.305	1.535	7.985
289	6/28/2021	1.251	1.324	1.632	1.724	5.931
290	6/28/2021	1.068	1.867	2.141	2.099	7.175
291	6/28/2021	1.336	1.641	1.496	1.464	5.938
292	6/28/2021	1.613	1.859	1.613	1.151	6.236
293	6/28/2021	1.135	1.285	0.371	1.013	3.803
294	6/28/2021	0.889	1.149	1.099	1.294	4.430
295	6/28/2021	1.544	4.403	3.850	3.447	13.245
296	6/28/2021	0.714	1.610	1.922	1.277	5.524
297	6/28/2021	2.243	1.944	1.953	1.856	7.997
298	6/28/2021	1.468	1.919	1.842	2.271	7.500
299	6/28/2021	1.683	1.904	2.254	2.360	8.201
300	6/28/2021	0.477	0.594	0.712	0.587	2.370
301	6/28/2021	1.859	1.995	2.536	2.875	9.265
302	6/28/2021	1.572	1.815	1.825	1.488	6.701
304	6/28/2021	1.830	2.136	2.660	2.461	9.087
305	6/28/2021	1.757	3.034	3.230	2.880	10.901
306	6/28/2021	1.728	1.816	2.344	2.115	8.003
307	6/28/2021	2.439	1.506	2.185	2.857	8.987
308	6/28/2021	0.100	0.177	0.218	0.332	0.826
310	6/28/2021	2.266	2.347	2.574	2.392	9.578
313	6/28/2021	2.287	2.866	3.188	3.221	11.562
314	6/28/2021	1.834	1.273	1.618	1.881	6.605
315	6/28/2021	2.156	1.477	1.532	1.536	6.702
316	6/28/2021	0.943	0.797	2.515	2.833	7.088
317	6/28/2021	3.480	3.170	3.193	2.604	12.447
318	6/28/2021	1.904	2.549	2.015	2.707	9.174
319	6/28/2021	1.040	0.882	1.016	0.856	3.794

Duke Energy Kentucky
Peak Time Rebate Pilot Program

Customer	Event	Baseline Usage Hour Ending				Total
		4:00	5:00	6:00	7:00	
320	6/28/2021	3.353	4.053	4.727	5.557	17.690
321	6/28/2021	0.881	0.802	0.621	0.511	2.815
322	6/28/2021	2.786	2.009	2.348	2.873	10.017
324	6/28/2021	4.555	4.700	6.202	4.765	20.222
325	6/28/2021	2.206	2.471	3.427	3.332	11.437
326	6/28/2021	5.673	7.663	7.866	6.958	28.160
327	6/28/2021	0.806	1.838	1.632	2.156	6.432
328	6/28/2021	1.035	1.110	1.138	0.889	4.172
329	6/28/2021	2.674	2.316	2.595	2.851	10.437
330	6/28/2021	3.615	3.139	3.952	4.268	14.974
331	6/28/2021	3.070	3.388	4.357	4.322	15.137
332	6/28/2021	1.754	2.273	2.893	3.499	10.418
333	6/28/2021	1.041	1.154	1.992	1.839	6.027
334	6/28/2021	3.670	3.912	4.303	4.501	16.385
336	6/28/2021	0.432	0.468	0.749	0.437	2.086
337	6/28/2021	0.932	1.269	1.700	1.148	5.051
338	6/28/2021	1.028	0.908	0.700	0.895	3.531
339	6/28/2021	2.708	2.799	2.813	3.001	11.321
340	6/28/2021	0.241	0.381	0.588	0.592	1.802
341	6/28/2021	1.313	1.619	1.496	1.963	6.391
342	6/28/2021	0.640	0.595	0.733	1.412	3.380
343	6/28/2021	1.316	1.532	1.637	1.701	6.186
344	6/28/2021	2.546	3.128	3.300	2.955	11.929
345	6/28/2021	1.172	1.621	2.733	2.437	7.963
346	6/28/2021	3.207	3.438	4.255	4.526	15.426
347	6/28/2021	3.689	3.658	3.709	3.619	14.675
348	6/28/2021	1.530	1.050	1.031	1.027	4.638
350	6/28/2021	3.238	3.877	4.464	4.655	16.234
351	6/28/2021	0.912	1.054	0.922	0.982	3.870
352	6/28/2021	0.355	1.979	2.182	2.728	7.245
353	6/28/2021	3.482	4.007	3.053	3.146	13.688
354	6/28/2021	2.215	2.569	1.936	2.409	9.130
355	6/28/2021	0.308	0.301	0.318	0.309	1.236
356	6/28/2021	2.251	2.000	1.724	1.800	7.775
357	6/28/2021	3.449	4.206	4.898	4.878	17.430
358	6/28/2021	1.465	2.746	3.156	5.420	12.787
359	6/28/2021	2.353	3.168	4.428	4.319	14.268
360	6/28/2021	2.320	2.391	2.759	2.693	10.163
361	6/28/2021	1.797	1.743	1.920	1.948	7.407
362	6/28/2021	1.183	2.558	2.944	3.258	9.942
363	6/28/2021	2.994	2.433	3.720	5.176	14.324
364	6/28/2021	2.102	1.700	1.600	1.794	7.197
365	6/28/2021	1.658	2.192	2.651	2.687	9.187
366	6/28/2021	0.236	0.244	0.213	0.224	0.917
367	6/28/2021	0.806	1.170	1.230	1.871	5.078
368	6/28/2021	1.631	1.148	1.459	1.313	5.551
370	6/28/2021	2.627	3.706	3.159	2.310	11.803
371	6/28/2021	1.289	1.352	1.131	1.117	4.890
372	6/28/2021	4.056	3.260	2.167	3.012	12.495
374	6/28/2021	0.401	0.907	1.825	2.617	5.750
375	6/28/2021	3.842	3.582	3.689	2.635	13.749
376	6/28/2021	2.951	3.041	3.413	3.540	12.945
377	6/28/2021	2.304	2.484	3.210	3.168	11.166
378	6/28/2021	2.443	2.515	3.310	3.485	11.753
380	6/28/2021	0.795	0.875	0.985	1.121	3.776
381	6/28/2021	0.725	0.834	0.682	0.970	3.211
383	6/28/2021	2.117	2.562	3.474	3.970	12.123
384	6/28/2021	1.992	2.291	2.808	3.471	10.562
385	6/28/2021	0.957	1.192	1.333	1.271	4.753
386	6/28/2021	3.692	3.397	3.199	3.627	13.914
387	6/28/2021	2.488	2.307	2.730	3.046	10.572
388	6/28/2021	1.633	2.519	2.575	3.204	9.932

Duke Energy Kentucky
Peak Time Rebate Pilot Program

Customer	Event	Baseline Usage Hour Ending				Total
		4:00	5:00	6:00	7:00	
389	6/28/2021	1.318	1.531	3.938	3.659	10.446
390	6/28/2021	0.280	0.306	0.264	0.283	1.133
392	6/28/2021	2.421	2.582	2.057	3.377	10.437
393	6/28/2021	0.466	0.454	0.434	0.849	2.203
395	6/28/2021	0.413	0.378	0.268	0.387	1.445
396	6/28/2021	2.145	2.217	2.511	2.467	9.340
397	6/28/2021	2.924	3.965	3.947	3.702	14.538
398	6/28/2021	2.583	2.764	2.901	3.124	11.373
399	6/28/2021	2.957	3.484	3.958	4.260	14.660
400	6/28/2021	1.341	1.335	1.851	1.616	6.143
402	6/28/2021	0.758	0.896	0.818	0.897	3.369
403	6/28/2021	1.313	1.643	1.715	1.985	6.656
404	6/28/2021	3.213	3.416	4.460	4.384	15.473
405	6/28/2021	0.770	0.971	1.196	1.261	4.198
407	6/28/2021	2.539	2.496	2.908	2.940	10.883
408	6/28/2021	2.481	2.541	2.619	2.759	10.400
409	6/28/2021	0.303	0.624	0.670	0.631	2.227
410	6/28/2021	2.367	1.989	2.319	2.455	9.130
411	6/28/2021	1.280	2.076	3.680	4.004	11.041
412	6/28/2021	1.048	0.548	1.604	1.483	4.683
413	6/28/2021	0.985	0.789	1.630	2.715	6.119
414	6/28/2021	3.817	3.595	4.063	3.342	14.816
415	6/28/2021	1.418	1.281	1.026	1.069	4.793
416	6/28/2021	2.326	3.397	2.666	4.111	12.499
417	6/28/2021	1.090	1.280	1.691	1.979	6.041
418	6/28/2021	1.086	1.239	1.771	1.392	5.488
419	6/28/2021	2.324	3.118	3.982	3.816	13.240
420	6/28/2021	4.717	4.699	6.109	6.637	22.161
421	6/28/2021	0.941	1.004	1.344	0.938	4.226
422	6/28/2021	2.129	1.748	1.002	1.529	6.409
423	6/28/2021	2.991	4.004	5.463	4.825	17.283
424	6/28/2021	2.132	2.463	2.653	2.871	10.119
426	6/28/2021	0.367	1.142	1.183	1.509	4.201
427	6/28/2021	1.950	2.387	2.754	2.739	9.830
428	6/28/2021	0.831	0.907	1.483	1.237	4.457
429	6/28/2021	1.632	2.160	2.450	2.811	9.053
430	6/28/2021	4.495	4.290	5.307	5.008	19.101
431	6/28/2021	4.080	4.061	4.081	4.002	16.223
432	6/28/2021	2.415	2.306	2.385	2.231	9.336
433	6/28/2021	1.373	2.471	1.831	1.702	7.378
434	6/28/2021	6.548	7.145	7.796	7.770	29.260
435	6/28/2021	5.430	5.620	5.905	6.603	23.558
436	6/28/2021	1.284	1.801	1.399	1.335	5.819
437	6/28/2021	0.449	0.497	0.428	0.672	2.046
438	6/28/2021	1.210	1.689	1.321	1.533	5.752
439	6/28/2021	3.873	6.086	5.582	7.639	23.181
440	6/28/2021	2.372	2.956	4.472	3.643	13.443
441	6/28/2021	0.249	0.191	0.159	0.205	0.804
442	6/28/2021	2.361	2.329	2.825	2.984	10.500
443	6/28/2021	1.335	1.500	1.792	2.458	7.085
444	6/28/2021	3.449	3.716	4.107	4.194	15.466
445	6/28/2021	1.012	1.333	1.929	1.447	5.722
446	6/28/2021	0.152	0.262	0.209	0.278	0.901
447	6/28/2021	4.488	4.724	5.670	4.208	19.090
448	6/28/2021	3.664	2.994	2.967	3.353	12.979
449	6/28/2021	2.700	2.767	3.055	4.020	12.542
450	6/28/2021	1.101	0.824	0.679	1.142	3.746
451	6/28/2021	4.517	4.253	5.264	5.830	19.863
452	6/28/2021	2.639	2.838	3.188	3.276	11.941
455	6/28/2021	1.913	1.802	1.393	1.160	6.268
456	6/28/2021	2.674	2.729	3.081	2.154	10.638
457	6/28/2021	2.044	2.724	3.028	3.490	11.286

Duke Energy Kentucky
Peak Time Rebate Pilot Program

Customer	Event	Baseline Usage Hour Ending				Total
		4:00	5:00	6:00	7:00	
458	6/28/2021	2.341	2.962	3.182	3.383	11.867
459	6/28/2021	1.741	2.599	2.712	2.217	9.269
460	6/28/2021	0.718	0.668	0.672	0.909	2.967
461	6/28/2021	1.883	1.811	1.818	1.949	7.462
462	6/28/2021	1.214	1.231	1.437	1.332	5.214
463	6/28/2021	2.317	2.960	3.661	4.010	12.948
464	6/28/2021	1.495	1.532	1.902	2.201	7.130
465	6/28/2021	0.314	2.349	1.885	1.645	6.193
466	6/28/2021	1.815	1.970	2.432	3.022	9.238
467	6/28/2021	2.777	2.737	3.538	3.619	12.671
468	6/28/2021	0.494	0.481	0.571	0.635	2.180
470	6/28/2021	2.669	2.869	3.303	2.563	11.405
472	6/28/2021	2.601	2.777	2.948	2.955	11.281
474	6/28/2021	1.323	1.852	2.216	2.361	7.752
475	6/28/2021	0.186	0.184	0.247	0.174	0.791
476	6/28/2021	0.705	1.269	1.042	0.920	3.936
477	6/28/2021	0.791	0.953	1.272	1.019	4.035
478	6/28/2021	0.432	0.528	0.655	0.814	2.429
479	6/28/2021	1.996	2.664	4.652	3.753	13.065
480	6/28/2021	2.261	4.331	6.364	9.561	22.517
481	6/28/2021	3.168	4.350	4.638	5.663	17.819
482	6/28/2021	2.488	2.788	3.977	3.591	12.844
483	6/28/2021	0.569	0.554	0.562	0.546	2.231
484	6/28/2021	2.002	2.051	2.117	2.524	8.694
486	6/28/2021	4.259	3.863	4.496	5.969	18.587
487	6/28/2021	1.338	1.754	3.006	3.019	9.117
488	6/28/2021	2.314	2.661	3.283	3.517	11.774
489	6/28/2021	1.705	1.857	2.161	2.423	8.146
490	6/28/2021	1.650	1.403	1.553	1.652	6.258
491	6/28/2021	2.024	1.838	1.596	1.147	6.605
492	6/28/2021	2.316	3.183	3.288	4.206	12.993
493	6/28/2021	4.689	4.949	5.546	6.320	21.505
494	6/28/2021	1.091	1.723	1.858	1.703	6.375
495	6/28/2021	1.404	1.723	1.952	2.025	7.104
496	6/28/2021	0.468	0.542	0.945	0.707	2.662
497	6/28/2021	7.595	10.337	11.650	10.204	39.785
498	6/28/2021	0.357	0.411	0.341	0.240	1.349
499	6/28/2021	3.175	3.614	4.595	4.450	15.834
500	6/28/2021	1.453	0.444	0.526	0.836	3.259
501	6/28/2021	0.413	0.334	0.431	0.658	1.836
503	6/28/2021	2.219	2.621	2.745	3.105	10.689
505	6/28/2021	0.771	0.856	0.879	0.791	3.296
507	6/28/2021	3.758	3.507	4.711	5.199	17.176
508	6/28/2021	1.448	1.135	1.587	1.523	5.693
509	6/28/2021	1.975	2.560	2.892	2.814	10.241
510	6/28/2021	1.568	1.653	0.933	1.626	5.781
511	6/28/2021	2.698	3.081	3.618	3.390	12.787
512	6/28/2021	1.656	2.722	2.850	1.629	8.857
514	6/28/2021	5.057	4.764	4.597	4.391	18.809
515	6/28/2021	1.891	2.362	2.697	3.015	9.964
516	6/28/2021	2.855	2.643	0.154	-0.083	5.569
517	6/28/2021	0.449	0.301	0.407	0.325	1.482
518	6/28/2021	1.524	2.051	2.675	2.780	9.030
520	6/28/2021	5.178	5.944	7.576	7.809	26.508
521	6/28/2021	1.773	2.321	2.418	2.622	9.134
522	6/28/2021	0.862	1.028	0.889	1.449	4.228
523	6/28/2021	2.414	2.382	2.803	2.421	10.020
524	6/28/2021	1.541	1.843	1.313	1.551	6.248
526	6/28/2021	1.286	1.116	1.262	1.516	5.180
527	6/28/2021	0.896	0.972	1.168	1.386	4.423
528	6/28/2021	4.522	5.388	6.149	5.272	21.331
529	6/28/2021	2.795	2.792	3.338	4.530	13.454

Duke Energy Kentucky
Peak Time Rebate Pilot Program

Customer	Event	Baseline Usage Hour Ending				Total
		4:00	5:00	6:00	7:00	
530	6/28/2021	0.206	0.213	0.232	0.124	0.775
531	6/28/2021	1.865	2.063	2.355	3.140	9.422
532	6/28/2021	0.875	0.925	1.192	1.185	4.177
533	6/28/2021	0.413	0.557	0.717	0.743	2.430
534	6/28/2021	0.331	0.353	0.432	0.447	1.563
535	6/28/2021	2.332	3.131	3.185	2.688	11.337
536	6/28/2021	3.331	3.468	4.018	3.888	14.706
537	6/28/2021	2.160	1.886	0.883	1.105	6.034
538	6/28/2021	3.217	4.347	5.367	5.328	18.259
539	6/28/2021	1.424	1.897	2.284	2.320	7.925
540	6/28/2021	0.838	0.919	1.539	1.180	4.475
541	6/28/2021	0.443	0.384	0.515	0.525	1.868
542	6/28/2021	1.905	1.706	2.478	2.759	8.848
543	6/28/2021	3.632	3.616	3.787	3.633	14.669
544	6/28/2021	2.799	3.045	3.574	2.565	11.984
545	6/28/2021	1.355	1.831	1.987	2.087	7.260
546	6/28/2021	4.118	4.961	5.201	5.688	19.968
547	6/28/2021	1.886	1.699	1.488	1.786	6.859
548	6/28/2021	0.924	1.043	1.044	1.589	4.600
549	6/28/2021	0.752	0.699	0.932	1.215	3.598
550	6/28/2021	2.494	2.851	2.370	1.945	9.661
551	6/28/2021	0.775	0.593	0.756	1.169	3.293
552	6/28/2021	1.717	1.467	1.468	1.447	6.099
553	6/28/2021	1.089	1.020	1.039	1.342	4.490
554	6/28/2021	2.174	3.243	3.097	3.679	12.194
555	6/28/2021	3.350	4.079	4.384	4.745	16.559
556	6/28/2021	1.260	1.292	1.181	1.599	5.333
557	6/28/2021	1.469	1.621	2.770	3.655	9.515
558	6/28/2021	1.017	1.788	2.317	2.137	7.259
559	6/28/2021	4.054	4.674	4.610	4.005	17.343
560	6/28/2021	2.681	3.302	4.691	5.020	15.694
561	6/28/2021	2.675	1.363	1.469	1.689	7.196
562	6/28/2021	2.164	2.513	2.742	2.858	10.276
563	6/28/2021	1.554	1.598	1.588	1.419	6.159
565	6/28/2021	3.355	3.826	4.522	5.222	16.925
566	6/28/2021	0.953	1.391	1.130	1.246	4.720
567	6/28/2021	1.734	2.778	2.191	2.998	9.701
568	6/28/2021	0.158	0.209	0.210	0.346	0.923
569	6/28/2021	0.540	1.325	0.875	1.024	3.764
570	6/28/2021	0.885	0.943	1.332	1.301	4.461
571	6/28/2021	2.027	2.546	2.782	2.837	10.192
572	6/28/2021	3.305	3.613	3.961	3.943	14.822
573	6/28/2021	0.661	0.654	0.864	0.853	3.033
574	6/28/2021	0.881	1.643	1.858	1.589	5.971
575	6/28/2021	2.299	2.443	3.029	3.122	10.893
576	6/28/2021	5.459	5.685	6.632	6.484	24.260
577	6/28/2021	0.853	0.926	0.894	1.162	3.834
578	6/28/2021	2.410	2.570	2.262	2.489	9.732
579	6/28/2021	3.731	3.936	4.893	5.680	18.240
580	6/28/2021	3.126	4.291	5.716	3.254	16.387
581	6/28/2021	2.142	2.109	2.769	2.482	9.501
582	6/28/2021	2.227	2.767	3.393	3.850	12.236
584	6/28/2021	1.057	1.127	0.968	1.150	4.303
585	6/28/2021	1.333	1.441	1.145	1.134	5.053
586	6/28/2021	4.392	4.944	5.238	5.031	19.605
587	6/28/2021	0.948	1.503	3.364	2.731	8.546
588	6/28/2021	3.005	3.188	4.475	5.321	15.988
589	6/28/2021	2.006	1.674	2.088	2.927	8.695
590	6/28/2021	0.542	0.738	1.008	1.255	3.543
591	6/28/2021	1.472	1.924	1.881	1.865	7.143
592	6/28/2021	1.045	1.259	2.096	1.805	6.205
593	6/28/2021	2.232	2.525	2.968	3.023	10.748

Duke Energy Kentucky
Peak Time Rebate Pilot Program

Customer	Event	Baseline Usage Hour Ending				Total
		4:00	5:00	6:00	7:00	
594	6/28/2021	2.442	1.964	1.785	2.338	8.529
595	6/28/2021	0.971	1.369	1.551	2.101	5.992
596	6/28/2021	0.736	0.972	1.118	0.932	3.758
597	6/28/2021	5.328	5.661	5.109	5.626	21.725
598	6/28/2021	1.356	1.647	1.082	1.865	5.951
599	6/28/2021	1.883	2.038	2.422	2.706	9.049
600	6/28/2021	1.972	1.905	2.532	2.282	8.690
601	6/28/2021	4.121	5.336	5.181	5.290	19.928
602	6/28/2021	2.443	2.826	3.326	4.256	12.850
603	6/28/2021	3.351	3.062	3.901	5.772	16.086
604	6/28/2021	0.412	0.785	1.441	1.001	3.638
605	6/28/2021	0.874	0.826	1.217	1.123	4.040
606	6/28/2021	0.000	0.056	0.060	0.132	0.248
608	6/28/2021	3.842	3.932	4.326	4.136	16.237
609	6/28/2021	0.586	0.796	0.538	0.532	2.452
610	6/28/2021	1.827	2.219	2.381	3.008	9.434
611	6/28/2021	1.303	1.718	2.164	3.376	8.562
612	6/28/2021	1.156	1.375	1.549	1.367	5.448
613	6/28/2021	1.627	1.743	2.797	3.323	9.490
614	6/28/2021	2.899	3.045	3.070	2.888	11.901
615	6/28/2021	2.310	1.933	2.483	2.335	9.061
616	6/28/2021	0.725	1.329	0.883	1.593	4.531
617	6/28/2021	1.023	1.050	1.343	1.288	4.705
618	6/28/2021	1.271	0.824	0.810	0.511	3.416
619	6/28/2021	0.535	1.075	2.205	2.513	6.328
620	6/28/2021	0.543	0.564	0.653	0.670	2.429
621	6/28/2021	2.566	2.252	3.005	3.468	11.290
622	6/28/2021	2.317	2.500	3.233	2.304	10.353
623	6/28/2021	2.761	3.162	3.002	2.649	11.575
624	6/28/2021	2.204	2.290	2.472	2.346	9.312
625	6/28/2021	0.966	1.375	1.605	1.430	5.376
626	6/28/2021	0.742	1.083	0.770	0.373	2.968
627	6/28/2021	0.808	1.622	1.284	1.576	5.289
628	6/28/2021	2.179	2.030	1.960	2.526	8.695
629	6/28/2021	1.974	2.187	2.164	2.560	8.885
630	6/28/2021	2.010	2.051	2.883	3.321	10.265
631	6/28/2021	2.260	2.516	2.063	2.794	9.633
632	6/28/2021	0.271	0.240	0.283	0.388	1.182
633	6/28/2021	0.915	0.944	0.705	0.840	3.403
634	6/28/2021	2.847	2.937	4.193	3.814	13.791
635	6/28/2021	1.270	1.149	1.775	1.264	5.459
636	6/28/2021	1.422	1.618	2.135	1.970	7.145
637	6/28/2021	0.766	0.592	0.938	1.530	3.827
638	6/28/2021	0.110	0.088	0.088	0.110	0.396
639	6/28/2021	2.347	2.295	2.274	2.428	9.344
640	6/28/2021	1.092	1.039	1.387	1.626	5.144
641	6/28/2021	4.275	5.277	6.879	5.972	22.403
642	6/28/2021	0.474	0.637	0.542	0.725	2.378
644	6/28/2021	4.480	5.091	5.059	6.042	20.673
645	6/28/2021	0.292	0.427	0.804	0.771	2.294
646	6/28/2021	1.830	2.713	2.988	3.305	10.837
647	6/28/2021	1.773	2.118	2.255	2.376	8.523
648	6/28/2021	2.587	2.799	2.924	3.081	11.391
649	6/28/2021	1.813	2.314	2.898	2.609	9.633
650	6/28/2021	2.804	2.560	3.191	3.578	12.134
651	6/28/2021	7.186	6.823	6.135	6.245	26.389
652	6/28/2021	1.252	0.978	1.109	1.306	4.645
653	6/28/2021	1.193	1.338	1.991	2.648	7.170
654	6/28/2021	1.806	1.766	1.831	1.845	7.248
655	6/28/2021	0.349	0.389	0.693	0.314	1.745
657	6/28/2021	0.371	0.366	0.356	0.369	1.462
658	6/28/2021	6.722	7.146	8.599	8.808	31.275

Duke Energy Kentucky
Peak Time Rebate Pilot Program

Customer	Event	Baseline Usage Hour Ending				Total
		4:00	5:00	6:00	7:00	
659	6/28/2021	2.082	2.168	2.179	2.305	8.734
660	6/28/2021	1.825	1.272	0.988	1.127	5.212
661	6/28/2021	1.076	1.103	1.411	1.393	4.983
662	6/28/2021	0.810	0.857	0.908	0.921	3.496
663	6/28/2021	2.244	2.053	1.699	1.972	7.968
665	6/28/2021	1.121	1.107	1.195	1.088	4.511
666	6/28/2021	3.235	4.306	4.566	3.830	15.936
667	6/28/2021	1.754	1.816	2.038	1.813	7.421
668	6/28/2021	7.069	7.567	8.291	7.937	30.863
669	6/28/2021	2.526	2.643	2.773	2.938	10.880
670	6/28/2021	2.169	1.137	1.836	1.748	6.889
672	6/28/2021	2.371	2.659	2.621	2.963	10.615
673	6/28/2021	1.097	1.949	2.147	3.517	8.710
674	6/28/2021	3.963	4.448	3.846	4.583	16.840
675	6/28/2021	0.750	0.721	1.033	0.999	3.504
676	6/28/2021	1.786	1.964	3.197	3.063	10.010
677	6/28/2021	3.898	4.325	4.670	4.867	17.760
678	6/28/2021	3.178	3.669	3.849	4.275	14.970
679	6/28/2021	3.056	3.529	3.916	4.466	14.967
680	6/28/2021	0.785	0.761	0.804	1.142	3.493
681	6/28/2021	1.727	1.824	2.296	1.725	7.572
682	6/28/2021	1.583	2.135	3.865	4.087	11.670
683	6/28/2021	1.329	1.730	1.910	2.043	7.012
685	6/28/2021	3.108	4.783	5.372	4.593	17.856
686	6/28/2021	3.342	3.965	4.374	4.018	15.699
687	6/28/2021	1.971	2.429	6.641	7.075	18.116
688	6/28/2021	2.074	2.547	3.047	3.428	11.095
689	6/28/2021	0.199	0.231	0.189	0.056	0.675
690	6/28/2021	3.074	3.193	3.282	3.931	13.480
691	6/28/2021	0.517	0.800	1.112	1.291	3.721
692	6/28/2021	3.538	3.478	4.655	4.785	16.456
693	6/28/2021	1.958	2.172	2.654	3.547	10.333
694	6/28/2021	1.063	0.993	1.304	1.542	4.901
695	6/28/2021	2.767	2.525	3.097	4.053	12.443
696	6/28/2021	1.028	0.539	0.756	0.551	2.874
697	6/28/2021	0.347	0.502	0.940	0.941	2.731
698	6/28/2021	1.194	1.564	1.744	1.388	5.890
699	6/28/2021	0.930	0.618	1.102	2.535	5.186
700	6/28/2021	1.515	1.494	1.922	1.882	6.813
701	6/28/2021	4.500	5.295	6.640	7.671	24.106
703	6/28/2021	1.729	2.220	2.838	3.326	10.114
704	6/28/2021	0.212	0.253	0.284	0.353	1.102
705	6/28/2021	2.851	2.500	2.896	2.764	11.010
706	6/28/2021	0.107	0.088	0.077	0.195	0.467
707	6/28/2021	1.410	2.369	4.591	4.183	12.553
708	6/28/2021	0.507	0.267	0.346	1.264	2.384
709	6/28/2021	0.772	1.014	1.966	2.265	6.018
710	6/28/2021	0.843	1.875	2.230	2.874	7.823
711	6/28/2021	1.842	1.862	2.206	5.218	11.128
712	6/28/2021	1.120	1.117	0.931	1.838	5.006
713	6/28/2021	1.707	0.538	1.863	3.199	7.308
714	6/28/2021	1.060	1.193	1.816	1.614	5.683
715	6/28/2021	0.854	0.684	1.287	1.000	3.825
716	6/28/2021	2.130	2.692	2.688	2.972	10.482
719	6/28/2021	3.559	3.563	3.418	3.109	13.649
720	6/28/2021	2.029	1.857	1.892	2.084	7.861
721	6/28/2021	2.466	2.478	2.718	2.816	10.478
722	6/28/2021	1.922	2.528	2.968	3.321	10.738
723	6/28/2021	2.235	2.339	2.425	1.854	8.853
724	6/28/2021	2.094	2.383	1.629	3.050	9.156
725	6/28/2021	0.134	0.154	0.204	0.142	0.634
728	6/28/2021	1.434	1.851	1.726	1.607	6.619

Duke Energy Kentucky
Peak Time Rebate Pilot Program

Customer	Event	Baseline Usage Hour Ending				Total
		4:00	5:00	6:00	7:00	
729	6/28/2021	1.457	1.502	1.506	1.495	5.960
730	6/28/2021	2.061	2.649	2.760	2.718	10.189
731	6/28/2021	0.194	0.203	0.247	0.229	0.873
732	6/28/2021	5.142	5.920	6.151	8.960	26.173
733	6/28/2021	1.223	1.577	1.785	2.049	6.635
734	6/28/2021	0.730	0.719	1.541	1.313	4.303
737	6/28/2021	1.512	1.683	1.609	1.473	6.276
738	6/28/2021	1.457	1.091	1.241	1.089	4.878
739	6/28/2021	1.077	1.446	1.330	1.548	5.401
740	6/28/2021	2.743	3.146	3.321	2.977	12.187
741	6/28/2021	3.678	3.704	3.321	3.727	14.430
743	6/28/2021	1.109	1.682	1.477	1.372	5.641
744	6/28/2021	0.982	1.138	1.484	1.273	4.877
745	6/28/2021	0.785	1.040	1.815	2.483	6.123
746	6/28/2021	4.017	4.768	5.638	5.840	20.262
747	6/28/2021	1.469	1.603	1.290	1.561	5.924
748	6/28/2021	3.042	4.258	5.721	7.089	20.110
749	6/28/2021	0.984	1.237	2.008	1.540	5.769
750	6/28/2021	1.693	1.785	1.819	1.454	6.751
751	6/28/2021	2.218	2.992	3.938	3.640	12.787
752	6/28/2021	3.014	4.379	5.504	5.175	18.073
753	6/28/2021	1.386	1.520	2.551	2.226	7.683
754	6/28/2021	3.579	3.813	3.892	4.991	16.276
755	6/28/2021	2.166	2.368	2.588	2.681	9.802
756	6/28/2021	0.969	0.956	1.029	1.212	4.166
757	6/28/2021	3.179	3.245	3.952	3.669	14.046
758	6/28/2021	3.672	4.223	4.859	5.609	18.363
759	6/28/2021	1.677	1.568	1.603	2.010	6.857
760	6/28/2021	1.514	1.496	1.594	2.197	6.802
761	6/28/2021	2.805	4.562	5.477	5.285	18.130
762	6/28/2021	0.815	1.129	1.458	2.131	5.533
763	6/28/2021	0.500	0.490	0.409	0.362	1.761
764	6/28/2021	2.422	2.697	3.137	3.540	11.796
765	6/28/2021	3.305	3.464	4.555	4.367	15.691
766	6/28/2021	1.822	1.916	1.987	2.018	7.743
767	6/28/2021	0.948	1.023	1.062	0.909	3.942
768	6/28/2021	1.679	1.800	2.063	1.733	7.276
769	6/28/2021	4.181	4.149	3.955	3.101	15.386
771	6/28/2021	0.343	0.417	0.677	0.885	2.322
772	6/28/2021	0.846	0.817	1.267	0.910	3.841
773	6/28/2021	0.811	0.914	1.106	1.296	4.128
774	6/28/2021	1.438	1.439	1.382	1.225	5.484
775	6/28/2021	0.453	0.779	1.362	1.529	4.123
776	6/28/2021	1.961	2.375	2.459	2.162	8.957
777	6/28/2021	4.279	4.410	4.453	4.392	17.533
778	6/28/2021	1.548	1.751	1.737	1.668	6.704
779	6/28/2021	1.650	1.921	2.497	2.824	8.893
780	6/28/2021	0.643	0.398	0.731	0.945	2.717
781	6/28/2021	2.745	4.119	2.401	2.842	12.107
782	6/28/2021	1.598	1.709	1.961	2.455	7.723
783	6/28/2021	1.903	2.223	2.198	2.310	8.633
784	6/28/2021	1.358	1.386	1.024	1.155	4.924
785	6/28/2021	3.394	3.479	3.715	5.122	15.710
786	6/28/2021	0.561	0.520	0.601	0.816	2.498
787	6/28/2021	1.030	0.877	0.870	1.103	3.879
789	6/28/2021	2.220	2.251	2.600	3.929	11.000
790	6/28/2021	1.185	1.968	1.134	1.911	6.197
793	6/28/2021	1.611	1.810	2.276	2.010	7.707
794	6/28/2021	2.691	2.729	2.750	3.664	11.834
796	6/28/2021	1.468	1.340	1.883	1.352	6.043
797	6/28/2021	0.344	0.178	0.590	0.623	1.735
798	6/28/2021	0.897	1.029	1.135	1.198	4.259

Duke Energy Kentucky
Peak Time Rebate Pilot Program

Customer	Event	Baseline Usage Hour Ending				Total
		4:00	5:00	6:00	7:00	
799	6/28/2021	0.855	1.239	1.240	1.565	4.899
800	6/28/2021	0.847	1.235	1.206	1.505	4.793
802	6/28/2021	1.628	1.737	1.590	1.434	6.389
804	6/28/2021	0.183	0.246	0.701	1.193	2.323
805	6/28/2021	0.925	0.741	1.761	1.973	5.401
810	6/28/2021	2.316	1.954	2.159	3.084	9.512
813	6/28/2021	1.308	1.581	1.854	1.825	6.568
814	6/28/2021	1.455	1.208	1.238	1.603	5.504
815	6/28/2021	3.082	3.310	4.089	3.625	14.107
816	6/28/2021	3.033	2.565	3.980	4.200	13.778
817	6/28/2021	3.520	2.634	2.035	1.900	10.088
818	6/28/2021	3.500	3.739	5.107	4.367	16.713
819	6/28/2021	1.316	1.409	1.326	1.659	5.710
820	6/28/2021	1.207	1.331	1.579	1.446	5.564
821	6/28/2021	0.610	0.555	1.773	3.234	6.171
822	6/28/2021	1.854	2.237	2.307	2.087	8.485
823	6/28/2021	0.884	1.078	1.455	1.487	4.903
824	6/28/2021	3.021	3.618	3.260	3.230	13.130
825	6/28/2021	2.246	2.331	2.893	2.901	10.372
826	6/28/2021	0.782	1.515	1.475	1.655	5.427
827	6/28/2021	1.818	2.447	1.884	2.606	8.755
828	6/28/2021	2.211	2.142	1.555	1.186	7.094
829	6/28/2021	3.187	3.575	4.172	4.743	15.676
830	6/28/2021	3.619	2.610	3.277	4.123	13.628
831	6/28/2021	2.841	2.134	2.669	2.932	10.576
832	6/28/2021	0.888	1.205	1.417	1.238	4.748
833	6/28/2021	1.146	2.331	4.009	3.419	10.905
834	6/28/2021	0.185	0.319	0.364	0.355	1.223
835	6/28/2021	4.218	3.894	4.997	4.415	17.525
836	6/28/2021	1.960	2.538	2.992	2.262	9.751
837	6/28/2021	2.365	3.144	2.681	2.572	10.762
838	6/28/2021	0.380	0.565	0.531	0.510	1.987
839	6/28/2021	2.927	3.593	4.634	5.179	16.334
840	6/28/2021	3.819	4.119	4.478	4.674	17.089
841	6/28/2021	2.040	2.950	3.240	3.367	11.596
843	6/28/2021	1.687	1.670	1.702	3.022	8.080
844	6/28/2021	1.221	1.040	1.105	1.056	4.422
845	6/28/2021	0.864	1.318	1.275	1.332	4.790
846	6/28/2021	0.344	0.642	0.570	0.451	2.007
847	6/28/2021	4.888	5.383	4.467	4.800	19.538
848	6/28/2021	0.501	0.644	0.864	0.959	2.968
849	6/28/2021	1.567	2.009	2.676	2.973	9.226
851	6/28/2021	0.640	0.923	1.453	2.544	5.561
852	6/28/2021	0.731	0.564	1.596	1.996	4.887
853	6/28/2021	0.744	0.676	0.587	0.572	2.579
854	6/28/2021	1.390	1.522	1.615	1.468	5.994
855	6/28/2021	0.593	0.818	1.118	1.358	3.887
856	6/28/2021	3.768	5.774	5.755	5.017	20.314
857	6/28/2021	0.112	0.195	0.251	0.147	0.705
858	6/28/2021	2.024	2.158	2.257	2.292	8.731
859	6/28/2021	4.054	4.365	4.586	5.453	18.458
861	6/28/2021	0.349	0.397	0.493	0.524	1.763
862	6/28/2021	0.905	1.008	1.858	2.691	6.461
863	6/28/2021	0.353	0.319	0.413	1.139	2.224
864	6/28/2021	3.385	3.776	4.812	5.629	17.603
865	6/28/2021	4.805	5.557	6.366	6.144	22.871
866	6/28/2021	0.493	0.500	0.426	0.156	1.575
867	6/28/2021	5.116	4.783	3.993	4.729	18.620
868	6/28/2021	4.240	4.628	4.654	5.176	18.697
869	6/28/2021	2.747	3.068	2.984	3.329	12.128
870	6/28/2021	0.473	0.544	0.797	1.283	3.098
871	6/28/2021	1.210	1.161	1.090	1.191	4.653

Duke Energy Kentucky
 Peak Time Rebate Pilot Program

Customer	Event	Baseline Usage Hour Ending				Total
		4:00	5:00	6:00	7:00	
872	6/28/2021	2.153	1.924	2.391	2.408	8.876
873	6/28/2021	0.978	0.865	0.978	0.934	3.755
874	6/28/2021	2.808	4.836	4.571	4.673	16.887
875	6/28/2021	1.767	2.925	2.086	1.027	7.805
876	6/28/2021	0.974	1.016	1.239	1.912	5.140
877	6/28/2021	2.964	3.314	3.345	3.644	13.267
879	6/28/2021	0.173	0.566	0.852	0.799	2.390
880	6/28/2021	0.195	0.831	0.621	0.667	2.315
881	6/28/2021	2.523	2.408	2.983	3.674	11.588
882	6/28/2021	2.003	1.514	1.677	1.708	6.901
883	6/28/2021	3.668	4.274	4.332	4.379	16.653
884	6/28/2021	2.300	1.740	1.639	3.861	9.541
885	6/28/2021	1.581	2.079	2.037	2.405	8.102
886	6/28/2021	2.171	2.353	3.051	2.927	10.502
887	6/28/2021	2.601	2.787	3.470	3.950	12.807
888	6/28/2021	0.536	0.595	0.646	0.545	2.322
889	6/28/2021	2.384	2.392	2.572	2.704	10.051
890	6/28/2021	1.617	1.936	1.838	2.431	7.822
891	6/28/2021	2.928	3.467	3.426	3.592	13.413
892	6/28/2021	1.791	2.299	2.530	3.398	10.017
893	6/28/2021	1.411	1.335	1.145	0.979	4.870
894	6/28/2021	2.577	2.932	3.043	3.483	12.034
895	6/28/2021	0.281	0.325	0.409	0.388	1.403
896	6/28/2021	0.650	0.608	0.946	0.850	3.054
898	6/28/2021	0.830	2.102	1.786	1.528	6.245
899	6/28/2021	0.870	1.323	1.155	1.255	4.603
2	6/29/2021	0.959	0.763	1.245	1.255	4.222
3	6/29/2021	2.681	2.873	3.906	4.304	13.763
4	6/29/2021	2.042	2.309	3.836	4.206	12.393
5	6/29/2021	0.853	1.147	1.432	0.829	4.262
6	6/29/2021	2.706	2.540	3.960	3.567	12.774
7	6/29/2021	0.713	0.527	0.597	0.488	2.324
8	6/29/2021	2.648	4.242	4.452	4.456	15.798
11	6/29/2021	3.240	4.052	3.999	3.969	15.260
12	6/29/2021	2.911	3.047	3.231	3.666	12.855
13	6/29/2021	0.974	1.596	1.903	3.001	7.474
14	6/29/2021	1.236	1.868	1.693	0.941	5.739
15	6/29/2021	2.384	2.163	1.903	2.041	8.491
16	6/29/2021	2.211	1.911	1.939	2.933	8.994
17	6/29/2021	0.082	0.084	0.080	0.082	0.328
18	6/29/2021	2.533	1.829	1.924	2.169	8.455
19	6/29/2021	1.060	1.192	1.182	1.319	4.753
20	6/29/2021	0.989	1.298	2.774	3.260	8.321
21	6/29/2021	2.376	2.723	2.640	2.592	10.331
22	6/29/2021	4.587	4.395	4.345	4.819	18.147
23	6/29/2021	3.979	4.733	5.209	5.292	19.213
24	6/29/2021	1.934	2.277	2.108	2.633	8.952
25	6/29/2021	2.374	2.274	3.240	2.777	10.664
27	6/29/2021	7.069	7.135	8.434	8.519	31.158
28	6/29/2021	2.250	1.876	2.242	2.947	9.316
29	6/29/2021	1.482	1.537	2.663	1.402	7.084
30	6/29/2021	0.539	0.663	0.826	0.764	2.792
32	6/29/2021	2.190	1.868	2.078	1.285	7.421
34	6/29/2021	2.408	3.184	2.457	3.129	11.177
35	6/29/2021	0.329	0.343	0.506	0.782	1.961
36	6/29/2021	3.101	3.446	3.392	1.852	11.791
37	6/29/2021	1.780	1.885	1.681	2.107	7.454
38	6/29/2021	2.545	2.727	2.516	2.431	10.219
39	6/29/2021	4.780	5.697	5.590	5.564	21.632
42	6/29/2021	0.200	0.375	0.289	0.784	1.648
43	6/29/2021	2.269	2.351	2.150	2.405	9.174

Duke Energy Kentucky
Peak Time Rebate Pilot Program

Customer	Event	Baseline Usage Hour Ending				Total
		4:00	5:00	6:00	7:00	
44	6/29/2021	1.266	1.774	2.631	2.680	8.351
46	6/29/2021	4.059	3.990	4.714	3.888	16.651
47	6/29/2021	3.782	4.328	3.567	2.954	14.632
48	6/29/2021	2.163	1.570	2.510	2.527	8.770
49	6/29/2021	5.055	4.984	5.440	5.509	20.988
50	6/29/2021	0.152	0.113	0.236	0.359	0.861
52	6/29/2021	3.080	2.165	3.372	4.428	13.046
53	6/29/2021	0.686	0.413	0.366	0.504	1.969
54	6/29/2021	4.804	7.176	7.558	7.248	26.786
55	6/29/2021	1.144	0.650	1.655	1.263	4.712
56	6/29/2021	0.997	1.332	1.565	1.133	5.028
57	6/29/2021	1.375	1.432	1.303	1.410	5.520
58	6/29/2021	1.868	1.821	1.994	1.867	7.550
59	6/29/2021	1.821	1.704	1.706	1.923	7.153
60	6/29/2021	0.181	0.096	0.556	1.596	2.428
61	6/29/2021	2.716	2.639	2.923	2.833	11.111
62	6/29/2021	1.682	1.878	1.899	2.309	7.768
63	6/29/2021	2.304	1.748	2.617	2.742	9.411
64	6/29/2021	3.268	3.551	4.033	3.939	14.791
65	6/29/2021	1.392	1.678	2.379	3.162	8.612
66	6/29/2021	2.218	2.361	2.679	2.354	9.612
67	6/29/2021	1.820	2.563	2.916	2.633	9.931
68	6/29/2021	2.314	2.699	3.048	2.726	10.787
70	6/29/2021	0.371	0.275	0.865	1.207	2.718
71	6/29/2021	1.442	1.423	1.449	1.458	5.772
73	6/29/2021	2.080	2.084	1.858	2.439	8.461
74	6/29/2021	0.731	0.954	1.460	1.341	4.486
76	6/29/2021	2.639	2.023	2.182	2.080	8.922
77	6/29/2021	1.304	2.876	2.476	2.945	9.602
78	6/29/2021	6.443	6.649	5.867	5.708	24.668
79	6/29/2021	2.267	2.080	2.059	2.654	9.060
80	6/29/2021	2.762	3.113	3.136	2.953	11.964
81	6/29/2021	1.432	1.494	1.810	2.088	6.824
82	6/29/2021	1.621	0.711	1.120	0.927	4.379
83	6/29/2021	3.687	3.662	4.468	4.460	16.277
84	6/29/2021	0.484	0.539	0.588	0.903	2.513
85	6/29/2021	0.970	1.409	2.312	1.240	5.931
86	6/29/2021	3.064	3.027	2.633	3.455	12.179
88	6/29/2021	3.005	3.414	3.770	4.343	14.532
89	6/29/2021	4.763	4.922	4.979	4.840	19.504
90	6/29/2021	2.272	1.906	1.946	1.816	7.940
91	6/29/2021	3.964	3.874	3.898	4.947	16.683
92	6/29/2021	0.746	1.661	2.836	3.388	8.631
94	6/29/2021	2.132	1.976	4.390	4.027	12.524
95	6/29/2021	1.352	2.773	2.523	1.150	7.798
97	6/29/2021	2.983	3.063	4.084	4.361	14.492
98	6/29/2021	1.800	3.444	4.171	3.997	13.412
99	6/29/2021	3.389	3.752	3.268	3.024	13.433
100	6/29/2021	3.003	4.302	2.624	3.300	13.229
101	6/29/2021	5.251	5.370	5.063	6.197	21.881
102	6/29/2021	1.376	1.248	1.216	1.273	5.113
103	6/29/2021	1.639	2.390	1.767	1.828	7.624
104	6/29/2021	0.917	1.326	1.474	2.218	5.935
105	6/29/2021	6.974	7.725	8.458	9.108	32.265
106	6/29/2021	2.710	2.894	3.689	4.421	13.714
107	6/29/2021	2.987	3.475	3.717	3.386	13.565
108	6/29/2021	1.387	1.496	1.427	1.601	5.911
109	6/29/2021	0.831	0.787	0.692	0.711	3.021
110	6/29/2021	3.118	4.441	4.215	4.135	15.909
111	6/29/2021	0.489	0.315	0.770	0.972	2.546
112	6/29/2021	0.791	0.667	1.050	1.637	4.144
113	6/29/2021	0.893	1.093	1.381	1.683	5.049

Duke Energy Kentucky
Peak Time Rebate Pilot Program

Customer	Event	Baseline Usage Hour Ending				Total
		4:00	5:00	6:00	7:00	
114	6/29/2021	2.214	2.697	2.446	2.490	9.847
115	6/29/2021	2.427	2.348	2.478	2.038	9.290
117	6/29/2021	0.564	0.741	0.863	0.743	2.911
118	6/29/2021	1.982	1.940	2.405	2.513	8.840
120	6/29/2021	1.648	0.977	1.177	1.930	5.732
121	6/29/2021	2.204	3.212	3.003	3.396	11.816
122	6/29/2021	4.814	5.084	4.833	4.674	19.404
123	6/29/2021	1.476	1.514	1.661	1.817	6.468
126	6/29/2021	0.942	0.393	0.516	0.555	2.406
127	6/29/2021	1.764	2.405	2.862	3.055	10.086
128	6/29/2021	3.448	3.472	2.956	2.769	12.645
129	6/29/2021	3.863	4.673	4.962	4.591	18.088
130	6/29/2021	1.221	2.016	2.045	1.662	6.944
131	6/29/2021	2.415	2.294	2.142	2.243	9.093
132	6/29/2021	1.689	2.579	3.585	3.068	10.920
135	6/29/2021	1.215	1.609	1.755	1.744	6.322
136	6/29/2021	4.765	3.741	4.021	3.802	16.329
138	6/29/2021	2.829	2.366	1.789	1.924	8.908
139	6/29/2021	3.643	3.619	3.298	4.719	15.279
140	6/29/2021	3.597	2.783	2.903	2.345	11.628
141	6/29/2021	0.461	0.572	0.631	0.689	2.353
142	6/29/2021	1.753	2.180	2.131	2.645	8.709
145	6/29/2021	1.906	1.876	1.690	2.171	7.644
146	6/29/2021	3.077	3.009	3.000	2.976	12.062
147	6/29/2021	0.793	0.945	1.507	1.025	4.270
148	6/29/2021	1.518	2.904	4.380	4.142	12.944
149	6/29/2021	3.987	4.326	4.677	4.804	17.795
150	6/29/2021	2.884	3.667	3.642	2.774	12.968
151	6/29/2021	3.531	5.420	7.303	5.104	21.358
152	6/29/2021	4.315	4.114	2.737	3.448	14.614
153	6/29/2021	2.178	2.464	2.195	1.674	8.511
154	6/29/2021	2.723	2.998	3.169	3.048	11.937
155	6/29/2021	0.486	0.564	0.572	0.676	2.298
156	6/29/2021	0.187	0.225	0.225	0.350	0.987
158	6/29/2021	0.723	0.890	0.898	1.028	3.539
160	6/29/2021	0.722	1.266	1.063	1.307	4.357
161	6/29/2021	2.018	1.984	2.561	2.930	9.493
162	6/29/2021	0.329	0.375	0.789	0.652	2.145
164	6/29/2021	5.027	5.106	4.538	4.609	19.279
165	6/29/2021	0.355	0.316	0.324	0.315	1.310
166	6/29/2021	3.343	3.572	3.159	3.089	13.162
167	6/29/2021	1.539	1.092	1.609	1.238	5.479
168	6/29/2021	6.079	6.036	6.414	6.760	25.290
170	6/29/2021	1.190	1.644	1.416	1.669	5.919
171	6/29/2021	4.375	4.824	5.009	4.911	19.119
172	6/29/2021	4.333	3.944	4.961	5.296	18.535
173	6/29/2021	4.945	5.521	5.514	6.126	22.107
174	6/29/2021	2.254	3.229	3.464	2.043	10.989
175	6/29/2021	2.516	2.175	1.894	1.978	8.564
177	6/29/2021	2.773	2.764	3.313	3.386	12.235
178	6/29/2021	3.125	3.923	4.722	5.021	16.792
180	6/29/2021	5.987	6.383	5.093	5.135	22.597
181	6/29/2021	1.531	1.808	1.865	1.912	7.115
182	6/29/2021	0.451	0.294	0.847	0.429	2.021
184	6/29/2021	1.768	2.143	3.169	3.793	10.873
185	6/29/2021	0.655	0.506	0.693	0.571	2.425
187	6/29/2021	3.428	3.338	3.511	3.605	13.883
188	6/29/2021	3.300	3.300	3.430	4.678	14.708
190	6/29/2021	0.967	0.789	0.917	0.770	3.442
191	6/29/2021	2.731	1.784	1.605	1.078	7.198
192	6/29/2021	1.355	1.658	2.676	3.345	9.034
193	6/29/2021	2.238	3.576	2.487	3.459	11.760

Duke Energy Kentucky
Peak Time Rebate Pilot Program

Customer	Event	Baseline Usage Hour Ending				Total
		4:00	5:00	6:00	7:00	
194	6/29/2021	2.538	2.524	3.046	2.775	10.883
195	6/29/2021	0.903	1.025	1.503	1.942	5.373
196	6/29/2021	1.812	3.298	5.314	5.229	15.653
197	6/29/2021	0.219	0.232	0.415	0.684	1.549
198	6/29/2021	2.001	1.892	1.523	1.611	7.026
200	6/29/2021	3.227	3.160	3.185	3.456	13.029
202	6/29/2021	1.090	1.835	1.919	1.792	6.635
203	6/29/2021	2.483	2.735	2.131	2.643	9.992
204	6/29/2021	1.099	1.559	2.281	2.281	7.221
205	6/29/2021	3.946	4.574	4.551	3.602	16.674
206	6/29/2021	0.437	0.362	0.520	0.315	1.634
207	6/29/2021	0.926	0.909	0.897	1.114	3.845
208	6/29/2021	3.503	3.234	3.370	3.169	13.276
209	6/29/2021	2.049	1.947	1.919	2.069	7.985
210	6/29/2021	1.549	2.008	3.138	3.953	10.648
211	6/29/2021	1.201	1.236	1.273	1.457	5.167
212	6/29/2021	4.374	3.992	3.881	4.887	17.133
213	6/29/2021	0.750	0.704	0.667	0.819	2.940
214	6/29/2021	-0.098	1.052	1.834	2.337	5.125
215	6/29/2021	0.829	1.473	0.804	0.648	3.753
217	6/29/2021	2.372	2.827	2.069	1.922	9.190
218	6/29/2021	1.975	2.131	2.522	2.617	9.244
219	6/29/2021	3.439	4.237	4.541	5.005	17.223
220	6/29/2021	3.023	3.388	3.950	3.275	13.637
221	6/29/2021	2.494	2.198	2.395	2.486	9.573
222	6/29/2021	2.189	2.515	2.525	2.581	9.811
223	6/29/2021	4.989	4.105	4.046	4.926	18.066
225	6/29/2021	3.981	4.356	5.610	5.698	19.646
226	6/29/2021	3.940	4.287	4.882	4.228	17.337
227	6/29/2021	1.821	3.123	2.910	2.800	10.654
228	6/29/2021	1.794	1.801	1.660	1.789	7.044
229	6/29/2021	4.503	3.400	4.534	4.461	16.898
230	6/29/2021	0.516	0.461	0.478	0.430	1.885
231	6/29/2021	1.944	2.336	3.246	3.755	11.282
232	6/29/2021	1.566	1.215	2.225	2.611	7.616
233	6/29/2021	1.415	1.768	1.865	1.784	6.831
235	6/29/2021	0.165	2.076	2.264	2.085	6.589
236	6/29/2021	1.270	1.051	1.385	1.562	5.268
237	6/29/2021	1.836	2.409	2.621	2.302	9.169
238	6/29/2021	0.846	1.270	1.252	1.628	4.996
239	6/29/2021	2.358	2.159	2.770	3.183	10.470
240	6/29/2021	0.685	1.005	0.646	0.727	3.062
241	6/29/2021	1.645	1.336	1.446	1.534	5.961
242	6/29/2021	3.101	3.130	2.507	2.674	11.412
244	6/29/2021	2.009	1.416	1.761	2.320	7.505
245	6/29/2021	0.693	0.928	0.535	0.978	3.134
246	6/29/2021	1.635	0.664	1.085	2.107	5.492
247	6/29/2021	2.585	2.416	2.605	3.324	10.931
248	6/29/2021	2.247	0.642	0.132	0.156	3.178
249	6/29/2021	1.452	1.555	1.539	1.832	6.378
250	6/29/2021	1.308	1.194	1.624	1.859	5.985
251	6/29/2021	2.434	1.936	1.833	2.016	8.219
253	6/29/2021	1.738	2.163	2.307	3.479	9.687
254	6/29/2021	4.108	4.316	5.188	5.795	19.408
255	6/29/2021	0.871	2.459	2.272	1.989	7.591
256	6/29/2021	2.619	3.785	4.061	3.767	14.232
257	6/29/2021	0.947	0.662	0.929	0.985	3.523
258	6/29/2021	0.591	0.922	0.913	1.081	3.507
259	6/29/2021	3.853	3.814	4.191	3.925	15.784
260	6/29/2021	6.768	6.660	6.627	6.644	26.700
261	6/29/2021	4.378	5.000	4.047	3.950	17.375
262	6/29/2021	1.814	2.042	1.629	1.811	7.296

Duke Energy Kentucky
Peak Time Rebate Pilot Program

Customer	Event	Baseline Usage Hour Ending				Total
		4:00	5:00	6:00	7:00	
263	6/29/2021	0.341	0.432	0.374	0.464	1.611
264	6/29/2021	3.691	3.414	3.308	3.639	14.052
265	6/29/2021	6.292	4.342	4.234	3.991	18.860
266	6/29/2021	3.197	2.809	3.707	2.582	12.295
267	6/29/2021	1.889	1.614	1.896	2.455	7.854
268	6/29/2021	4.839	5.354	7.032	8.926	26.151
269	6/29/2021	0.489	0.610	0.496	0.791	2.386
270	6/29/2021	2.312	2.356	2.659	2.435	9.762
271	6/29/2021	1.742	2.113	1.848	2.075	7.778
272	6/29/2021	0.453	0.597	0.372	0.453	1.875
274	6/29/2021	0.811	1.978	3.654	2.335	8.778
275	6/29/2021	4.102	3.750	3.655	3.782	15.288
276	6/29/2021	2.018	1.365	1.595	1.448	6.427
277	6/29/2021	1.190	1.795	1.684	1.632	6.302
278	6/29/2021	1.040	0.860	1.043	1.019	3.961
279	6/29/2021	3.267	4.329	3.591	4.487	15.674
280	6/29/2021	4.271	3.510	5.103	4.825	17.710
281	6/29/2021	3.359	3.011	3.563	4.100	14.033
282	6/29/2021	2.001	1.871	2.115	2.665	8.652
283	6/29/2021	2.190	2.171	2.531	3.294	10.186
284	6/29/2021	1.502	2.217	2.914	5.063	11.696
285	6/29/2021	2.684	2.911	3.752	3.712	13.059
286	6/29/2021	1.277	1.285	1.227	1.449	5.239
287	6/29/2021	1.547	1.430	1.550	1.663	6.191
288	6/29/2021	1.447	4.117	1.305	1.535	8.404
289	6/29/2021	1.444	1.436	1.632	1.724	6.235
290	6/29/2021	1.191	2.024	2.141	2.099	7.454
291	6/29/2021	1.600	1.803	1.496	1.464	6.363
292	6/29/2021	1.941	2.035	1.613	1.151	6.740
293	6/29/2021	1.286	1.392	0.371	1.013	4.063
294	6/29/2021	0.967	1.215	1.099	1.294	4.575
295	6/29/2021	1.740	4.778	3.850	3.447	13.815
296	6/29/2021	0.821	1.746	1.922	1.277	5.766
297	6/29/2021	2.747	2.091	1.953	1.856	8.648
298	6/29/2021	1.486	2.015	1.842	2.271	7.613
299	6/29/2021	2.030	2.142	2.254	2.360	8.787
300	6/29/2021	0.477	0.594	0.712	0.587	2.370
301	6/29/2021	2.023	2.141	2.536	2.875	9.576
302	6/29/2021	1.843	1.986	1.825	1.488	7.143
304	6/29/2021	1.987	2.290	2.660	2.461	9.398
305	6/29/2021	1.849	3.179	3.230	2.880	11.138
306	6/29/2021	1.961	1.924	2.344	2.115	8.344
307	6/29/2021	2.774	1.594	2.185	2.857	9.410
308	6/29/2021	0.110	0.187	0.218	0.332	0.847
310	6/29/2021	2.524	2.489	2.574	2.392	9.978
313	6/29/2021	2.751	3.191	3.188	3.221	12.351
314	6/29/2021	2.124	1.399	1.618	1.881	7.022
315	6/29/2021	2.306	1.535	1.532	1.536	6.909
316	6/29/2021	0.946	0.735	2.515	2.833	7.030
317	6/29/2021	4.087	3.465	3.193	2.604	13.349
318	6/29/2021	1.966	2.685	2.015	2.707	9.372
319	6/29/2021	1.040	0.882	1.016	0.856	3.794
320	6/29/2021	4.011	4.472	4.727	5.557	18.767
321	6/29/2021	0.881	0.802	0.621	0.511	2.815
322	6/29/2021	3.146	2.130	2.348	2.873	10.497
324	6/29/2021	4.983	4.850	6.202	4.765	20.800
325	6/29/2021	2.702	2.740	3.427	3.332	12.200
326	6/29/2021	6.585	8.336	7.866	6.958	29.745
327	6/29/2021	0.946	1.973	1.632	2.156	6.707
328	6/29/2021	1.265	1.197	1.138	0.889	4.488
329	6/29/2021	2.962	2.450	2.595	2.851	10.858
330	6/29/2021	4.142	3.348	3.952	4.268	15.710

Duke Energy Kentucky
Peak Time Rebate Pilot Program

Customer	Event	Baseline Usage Hour Ending				Total
		4:00	5:00	6:00	7:00	
331	6/29/2021	3.549	3.637	4.357	4.322	15.866
332	6/29/2021	2.145	2.515	2.893	3.499	11.051
333	6/29/2021	1.216	1.245	1.992	1.839	6.292
334	6/29/2021	4.395	4.326	4.303	4.501	17.525
336	6/29/2021	0.432	0.468	0.749	0.437	2.086
337	6/29/2021	1.088	1.366	1.700	1.148	5.303
338	6/29/2021	1.028	0.908	0.700	0.895	3.531
339	6/29/2021	3.299	3.120	2.813	3.001	12.233
340	6/29/2021	0.241	0.381	0.588	0.592	1.802
341	6/29/2021	1.452	1.736	1.496	1.963	6.646
342	6/29/2021	0.808	0.687	0.733	1.412	3.641
343	6/29/2021	1.519	1.677	1.637	1.701	6.534
344	6/29/2021	2.659	3.254	3.300	2.955	12.168
345	6/29/2021	1.273	1.664	2.733	2.437	8.107
346	6/29/2021	3.782	3.691	4.255	4.526	16.253
347	6/29/2021	4.115	3.924	3.709	3.619	15.368
348	6/29/2021	1.844	1.183	1.031	1.027	5.086
350	6/29/2021	3.910	4.298	4.464	4.655	17.327
351	6/29/2021	1.125	1.185	0.922	0.982	4.214
352	6/29/2021	0.416	2.150	2.182	2.728	7.476
353	6/29/2021	4.011	4.360	3.053	3.146	14.570
354	6/29/2021	2.621	2.818	1.936	2.409	9.785
355	6/29/2021	0.321	0.306	0.318	0.309	1.254
356	6/29/2021	2.251	2.000	1.724	1.800	7.775
357	6/29/2021	4.075	4.652	4.898	4.878	18.503
358	6/29/2021	1.629	2.878	3.156	5.420	13.083
359	6/29/2021	2.923	3.566	4.428	4.319	15.236
360	6/29/2021	2.732	2.608	2.759	2.693	10.792
361	6/29/2021	2.105	1.875	1.920	1.948	7.847
362	6/29/2021	1.335	2.753	2.944	3.258	10.289
363	6/29/2021	2.999	2.479	3.720	5.176	14.374
364	6/29/2021	2.397	1.722	1.600	1.794	7.514
365	6/29/2021	1.936	2.354	2.651	2.687	9.628
366	6/29/2021	0.236	0.244	0.213	0.224	0.917
367	6/29/2021	0.920	1.296	1.230	1.871	5.318
368	6/29/2021	1.820	1.231	1.459	1.313	5.823
370	6/29/2021	3.055	4.052	3.159	2.310	12.576
371	6/29/2021	1.444	1.433	1.131	1.117	5.125
372	6/29/2021	4.551	3.376	2.167	3.012	13.106
374	6/29/2021	0.324	0.978	1.825	2.617	5.744
375	6/29/2021	4.150	3.767	3.689	2.635	14.243
376	6/29/2021	3.491	3.328	3.413	3.540	13.772
377	6/29/2021	2.502	2.593	3.210	3.168	11.473
378	6/29/2021	2.832	2.720	3.310	3.485	12.346
380	6/29/2021	0.918	0.950	0.985	1.121	3.974
381	6/29/2021	0.759	0.875	0.682	0.970	3.286
383	6/29/2021	2.387	2.812	3.474	3.970	12.643
384	6/29/2021	2.360	2.471	2.808	3.471	11.111
385	6/29/2021	1.030	1.273	1.333	1.271	4.907
386	6/29/2021	4.286	3.642	3.199	3.627	14.754
387	6/29/2021	2.693	2.381	2.730	3.046	10.851
388	6/29/2021	1.905	2.738	2.575	3.204	10.422
389	6/29/2021	1.457	1.617	3.938	3.659	10.671
390	6/29/2021	0.321	0.326	0.264	0.283	1.195
392	6/29/2021	2.821	2.832	2.057	3.377	11.086
393	6/29/2021	0.466	0.454	0.434	0.849	2.203
395	6/29/2021	0.462	0.395	0.268	0.387	1.512
396	6/29/2021	2.586	2.445	2.511	2.467	10.009
397	6/29/2021	3.399	4.288	3.947	3.702	15.337
398	6/29/2021	2.954	3.010	2.901	3.124	11.989
399	6/29/2021	3.406	3.810	3.958	4.260	15.435
400	6/29/2021	1.611	1.512	1.851	1.616	6.589

Duke Energy Kentucky
Peak Time Rebate Pilot Program

Customer	Event	Baseline Usage Hour Ending				Total
		4:00	5:00	6:00	7:00	
402	6/29/2021	0.758	0.896	0.818	0.897	3.369
403	6/29/2021	1.415	1.800	1.715	1.985	6.915
404	6/29/2021	3.701	3.711	4.460	4.384	16.256
405	6/29/2021	0.904	0.995	1.196	1.261	4.356
407	6/29/2021	2.779	2.618	2.908	2.940	11.244
408	6/29/2021	2.763	2.747	2.619	2.759	10.889
409	6/29/2021	0.354	0.681	0.670	0.631	2.336
410	6/29/2021	2.830	2.194	2.319	2.455	9.798
411	6/29/2021	1.443	2.296	3.680	4.004	11.424
412	6/29/2021	1.334	0.634	1.604	1.483	5.055
413	6/29/2021	1.155	0.843	1.630	2.715	6.344
414	6/29/2021	4.438	3.900	4.063	3.342	15.742
415	6/29/2021	1.552	1.306	1.026	1.069	4.952
416	6/29/2021	2.836	3.797	2.666	4.111	13.409
417	6/29/2021	1.237	1.378	1.691	1.979	6.285
418	6/29/2021	1.262	1.382	1.771	1.392	5.806
419	6/29/2021	2.622	3.415	3.982	3.816	13.835
420	6/29/2021	5.389	5.031	6.109	6.637	23.166
421	6/29/2021	0.999	1.026	1.344	0.938	4.306
422	6/29/2021	2.415	1.847	1.002	1.529	6.794
423	6/29/2021	3.422	4.346	5.463	4.825	18.057
424	6/29/2021	2.637	2.747	2.653	2.871	10.909
426	6/29/2021	0.367	1.142	1.183	1.509	4.201
427	6/29/2021	2.191	2.658	2.754	2.739	10.342
428	6/29/2021	0.932	0.975	1.483	1.237	4.627
429	6/29/2021	1.737	2.335	2.450	2.811	9.333
430	6/29/2021	5.399	4.722	5.307	5.008	20.437
431	6/29/2021	4.509	4.234	4.081	4.002	16.826
432	6/29/2021	2.823	2.497	2.385	2.231	9.935
433	6/29/2021	1.492	2.615	1.831	1.702	7.639
434	6/29/2021	7.689	7.847	7.796	7.770	31.103
435	6/29/2021	6.110	5.980	5.905	6.603	24.599
436	6/29/2021	1.386	1.935	1.399	1.335	6.056
437	6/29/2021	0.449	0.497	0.428	0.672	2.046
438	6/29/2021	1.405	1.837	1.321	1.533	6.095
439	6/29/2021	4.641	6.489	5.582	7.639	24.351
440	6/29/2021	2.678	3.070	4.472	3.643	13.863
441	6/29/2021	0.249	0.191	0.159	0.205	0.804
442	6/29/2021	2.768	2.538	2.825	2.984	11.116
443	6/29/2021	1.547	1.644	1.792	2.458	7.441
444	6/29/2021	4.039	3.969	4.107	4.194	16.309
445	6/29/2021	1.179	1.437	1.929	1.447	5.993
446	6/29/2021	0.144	0.300	0.209	0.278	0.930
447	6/29/2021	5.404	5.287	5.670	4.208	20.569
448	6/29/2021	4.105	3.191	2.967	3.353	13.615
449	6/29/2021	2.903	2.935	3.055	4.020	12.913
450	6/29/2021	1.238	0.869	0.679	1.142	3.928
451	6/29/2021	5.092	4.554	5.264	5.830	20.739
452	6/29/2021	3.123	3.143	3.188	3.276	12.729
455	6/29/2021	1.913	1.802	1.393	1.160	6.268
456	6/29/2021	3.044	2.967	3.081	2.154	11.246
457	6/29/2021	2.398	3.020	3.028	3.490	11.935
458	6/29/2021	2.799	3.265	3.182	3.383	12.629
459	6/29/2021	1.936	2.785	2.712	2.217	9.649
460	6/29/2021	0.718	0.668	0.672	0.909	2.967
461	6/29/2021	2.186	1.965	1.818	1.949	7.918
462	6/29/2021	1.406	1.337	1.437	1.332	5.512
463	6/29/2021	2.841	3.321	3.661	4.010	13.832
464	6/29/2021	1.736	1.648	1.902	2.201	7.488
465	6/29/2021	0.347	2.612	1.885	1.645	6.490
466	6/29/2021	1.996	2.069	2.432	3.022	9.518
467	6/29/2021	3.252	3.007	3.538	3.619	13.416

Duke Energy Kentucky
Peak Time Rebate Pilot Program

Customer	Event	Baseline Usage Hour Ending				Total
		4:00	5:00	6:00	7:00	
468	6/29/2021	0.502	0.478	0.571	0.635	2.185
470	6/29/2021	3.017	3.088	3.303	2.563	11.970
472	6/29/2021	3.129	3.166	2.948	2.955	12.198
474	6/29/2021	1.587	2.036	2.216	2.361	8.200
475	6/29/2021	0.186	0.184	0.247	0.174	0.791
476	6/29/2021	0.885	1.393	1.042	0.920	4.240
477	6/29/2021	0.846	0.994	1.272	1.019	4.130
478	6/29/2021	0.506	0.576	0.655	0.814	2.551
479	6/29/2021	2.333	2.884	4.652	3.753	13.622
480	6/29/2021	3.064	5.015	6.364	9.561	24.004
481	6/29/2021	3.653	4.650	4.638	5.663	18.605
482	6/29/2021	3.032	3.102	3.977	3.591	13.702
483	6/29/2021	0.569	0.554	0.562	0.546	2.231
484	6/29/2021	2.333	2.230	2.117	2.524	9.204
486	6/29/2021	5.035	4.268	4.496	5.969	19.768
487	6/29/2021	1.676	1.951	3.006	3.019	9.652
488	6/29/2021	2.768	2.948	3.283	3.517	12.516
489	6/29/2021	2.028	2.055	2.161	2.423	8.667
490	6/29/2021	1.898	1.536	1.553	1.652	6.639
491	6/29/2021	2.024	1.838	1.596	1.147	6.605
492	6/29/2021	2.447	3.445	3.288	4.206	13.386
493	6/29/2021	5.419	5.283	5.546	6.320	22.568
494	6/29/2021	1.019	1.781	1.858	1.703	6.361
495	6/29/2021	1.404	1.723	1.952	2.025	7.104
496	6/29/2021	0.468	0.542	0.945	0.707	2.662
497	6/29/2021	8.494	10.952	11.650	10.204	41.300
498	6/29/2021	0.357	0.411	0.341	0.240	1.349
499	6/29/2021	3.747	3.960	4.595	4.450	16.751
500	6/29/2021	1.453	0.444	0.526	0.836	3.259
501	6/29/2021	0.413	0.334	0.431	0.658	1.836
503	6/29/2021	2.764	2.953	2.745	3.105	11.567
505	6/29/2021	0.864	0.921	0.879	0.791	3.454
507	6/29/2021	3.860	3.653	4.711	5.199	17.423
508	6/29/2021	1.448	1.135	1.587	1.523	5.693
509	6/29/2021	2.220	2.841	2.892	2.814	10.767
510	6/29/2021	1.760	1.772	0.933	1.626	6.092
511	6/29/2021	3.307	3.443	3.618	3.390	13.759
512	6/29/2021	1.787	2.883	2.850	1.629	9.149
514	6/29/2021	5.590	4.985	4.597	4.391	19.563
515	6/29/2021	2.273	2.548	2.697	3.015	10.533
516	6/29/2021	3.199	2.819	0.154	-0.083	6.088
517	6/29/2021	0.449	0.301	0.407	0.325	1.482
518	6/29/2021	1.816	2.258	2.675	2.780	9.529
520	6/29/2021	5.945	6.410	7.576	7.809	27.740
521	6/29/2021	1.773	2.321	2.418	2.622	9.134
522	6/29/2021	0.862	1.028	0.889	1.449	4.228
523	6/29/2021	2.822	2.554	2.803	2.421	10.601
524	6/29/2021	1.541	1.843	1.313	1.551	6.248
526	6/29/2021	1.499	1.231	1.262	1.516	5.508
527	6/29/2021	0.984	1.047	1.168	1.386	4.586
528	6/29/2021	4.893	5.641	6.149	5.272	21.955
529	6/29/2021	3.201	2.983	3.338	4.530	14.051
530	6/29/2021	0.206	0.213	0.232	0.124	0.775
531	6/29/2021	2.066	2.146	2.355	3.140	9.707
532	6/29/2021	0.956	0.984	1.192	1.185	4.318
533	6/29/2021	0.413	0.557	0.717	0.743	2.430
534	6/29/2021	0.433	0.413	0.432	0.447	1.725
535	6/29/2021	2.481	3.395	3.185	2.688	11.749
536	6/29/2021	4.043	3.871	4.018	3.888	15.820
537	6/29/2021	2.332	1.921	0.883	1.105	6.241
538	6/29/2021	3.626	4.795	5.367	5.328	19.116
539	6/29/2021	1.545	2.000	2.284	2.320	8.149

Duke Energy Kentucky
Peak Time Rebate Pilot Program

Customer	Event	Baseline Usage Hour Ending				Total
		4:00	5:00	6:00	7:00	
540	6/29/2021	0.981	1.040	1.539	1.180	4.739
541	6/29/2021	0.467	0.403	0.515	0.525	1.910
542	6/29/2021	2.264	1.865	2.478	2.759	9.366
543	6/29/2021	4.110	3.868	3.787	3.633	15.398
544	6/29/2021	3.175	3.288	3.574	2.565	12.602
545	6/29/2021	1.580	2.013	1.987	2.087	7.667
546	6/29/2021	4.689	5.357	5.201	5.688	20.935
547	6/29/2021	2.103	1.823	1.488	1.786	7.200
548	6/29/2021	1.066	1.120	1.044	1.589	4.818
549	6/29/2021	0.807	0.722	0.932	1.215	3.676
550	6/29/2021	2.536	2.978	2.370	1.945	9.829
551	6/29/2021	0.775	0.593	0.756	1.169	3.293
552	6/29/2021	1.964	1.572	1.468	1.447	6.452
553	6/29/2021	1.089	1.020	1.039	1.342	4.490
554	6/29/2021	2.398	3.407	3.097	3.679	12.582
555	6/29/2021	4.037	4.519	4.384	4.745	17.685
556	6/29/2021	1.475	1.391	1.181	1.599	5.647
557	6/29/2021	1.513	1.652	2.770	3.655	9.590
558	6/29/2021	1.081	1.913	2.317	2.137	7.448
559	6/29/2021	4.750	5.069	4.610	4.005	18.434
560	6/29/2021	3.055	3.551	4.691	5.020	16.317
561	6/29/2021	3.121	1.449	1.469	1.689	7.728
562	6/29/2021	2.417	2.671	2.742	2.858	10.688
563	6/29/2021	1.643	1.667	1.588	1.419	6.316
565	6/29/2021	3.780	4.094	4.522	5.222	17.618
566	6/29/2021	1.118	1.529	1.130	1.246	5.022
567	6/29/2021	2.050	3.034	2.191	2.998	10.273
568	6/29/2021	0.158	0.209	0.210	0.346	0.923
569	6/29/2021	0.440	1.396	0.875	1.024	3.735
570	6/29/2021	0.982	1.014	1.332	1.301	4.629
571	6/29/2021	2.432	2.797	2.782	2.837	10.848
572	6/29/2021	3.688	3.863	3.961	3.943	15.455
573	6/29/2021	0.796	0.682	0.864	0.853	3.195
574	6/29/2021	0.821	1.693	1.858	1.589	5.961
575	6/29/2021	2.593	2.624	3.029	3.122	11.368
576	6/29/2021	6.276	6.111	6.632	6.484	25.503
577	6/29/2021	0.984	1.015	0.894	1.162	4.054
578	6/29/2021	2.763	2.718	2.262	2.489	10.232
579	6/29/2021	4.460	4.327	4.893	5.680	19.361
580	6/29/2021	3.976	4.848	5.716	3.254	17.795
581	6/29/2021	2.587	2.358	2.769	2.482	10.196
582	6/29/2021	2.725	3.113	3.393	3.850	13.080
584	6/29/2021	1.141	1.167	0.968	1.150	4.426
585	6/29/2021	1.333	1.441	1.145	1.134	5.053
586	6/29/2021	5.111	5.356	5.238	5.031	20.737
587	6/29/2021	1.077	1.621	3.364	2.731	8.794
588	6/29/2021	3.580	3.382	4.475	5.321	16.757
589	6/29/2021	2.404	1.807	2.088	2.927	9.226
590	6/29/2021	0.608	0.800	1.008	1.255	3.671
591	6/29/2021	1.627	2.071	1.881	1.865	7.444
592	6/29/2021	1.140	1.350	2.096	1.805	6.391
593	6/29/2021	2.579	2.765	2.968	3.023	11.335
594	6/29/2021	2.749	2.115	1.785	2.338	8.987
595	6/29/2021	1.015	1.466	1.551	2.101	6.134
596	6/29/2021	0.812	1.058	1.118	0.932	3.920
597	6/29/2021	6.061	6.128	5.109	5.626	22.925
598	6/29/2021	1.589	1.820	1.082	1.865	6.356
599	6/29/2021	2.244	2.258	2.422	2.706	9.630
600	6/29/2021	2.242	1.972	2.532	2.282	9.028
601	6/29/2021	4.914	5.764	5.181	5.290	21.149
602	6/29/2021	2.865	3.100	3.326	4.256	13.547
603	6/29/2021	3.740	3.266	3.901	5.772	16.679

Duke Energy Kentucky
Peak Time Rebate Pilot Program

Customer	Event	Baseline Usage Hour Ending				Total
		4:00	5:00	6:00	7:00	
604	6/29/2021	0.412	0.812	1.441	1.001	3.665
605	6/29/2021	1.020	0.920	1.217	1.123	4.280
606	6/29/2021	0.000	0.056	0.060	0.132	0.248
608	6/29/2021	4.466	4.274	4.326	4.136	17.202
609	6/29/2021	0.590	0.822	0.538	0.532	2.482
610	6/29/2021	2.129	2.440	2.381	3.008	9.958
611	6/29/2021	1.341	1.785	2.164	3.376	8.666
612	6/29/2021	1.398	1.533	1.549	1.367	5.848
613	6/29/2021	1.868	1.915	2.797	3.323	9.904
614	6/29/2021	3.318	3.257	3.070	2.888	12.533
615	6/29/2021	2.718	2.159	2.483	2.335	9.694
616	6/29/2021	0.907	1.460	0.883	1.593	4.843
617	6/29/2021	1.220	1.153	1.343	1.288	5.005
618	6/29/2021	1.271	0.824	0.810	0.511	3.416
619	6/29/2021	0.529	1.102	2.205	2.513	6.348
620	6/29/2021	0.570	0.580	0.653	0.670	2.473
621	6/29/2021	2.981	2.449	3.005	3.468	11.904
622	6/29/2021	2.766	2.767	3.233	2.304	11.070
623	6/29/2021	3.256	3.464	3.002	2.649	12.371
624	6/29/2021	2.549	2.481	2.472	2.346	9.848
625	6/29/2021	1.119	1.525	1.605	1.430	5.679
626	6/29/2021	0.809	1.153	0.770	0.373	3.104
627	6/29/2021	0.812	1.805	1.284	1.576	5.476
628	6/29/2021	2.342	2.128	1.960	2.526	8.956
629	6/29/2021	2.351	2.349	2.164	2.560	9.424
630	6/29/2021	2.366	2.213	2.883	3.321	10.783
631	6/29/2021	2.486	2.658	2.063	2.794	10.000
632	6/29/2021	0.271	0.240	0.283	0.388	1.182
633	6/29/2021	1.078	1.034	0.705	0.840	3.656
634	6/29/2021	3.251	3.118	4.193	3.814	14.377
635	6/29/2021	1.450	1.178	1.775	1.264	5.667
636	6/29/2021	1.684	1.745	2.135	1.970	7.534
637	6/29/2021	0.811	0.600	0.938	1.530	3.880
638	6/29/2021	0.110	0.088	0.088	0.110	0.396
639	6/29/2021	2.670	2.448	2.274	2.428	9.821
640	6/29/2021	1.110	1.046	1.387	1.626	5.168
641	6/29/2021	4.965	5.730	6.879	5.972	23.545
642	6/29/2021	0.474	0.637	0.542	0.725	2.378
644	6/29/2021	4.995	5.419	5.059	6.042	21.515
645	6/29/2021	0.354	0.500	0.804	0.771	2.429
646	6/29/2021	2.058	2.897	2.988	3.305	11.249
647	6/29/2021	2.178	2.340	2.255	2.376	9.149
648	6/29/2021	3.122	3.039	2.924	3.081	12.166
649	6/29/2021	2.066	2.493	2.898	2.609	10.065
650	6/29/2021	3.288	2.746	3.191	3.578	12.803
651	6/29/2021	8.169	7.277	6.135	6.245	27.826
652	6/29/2021	1.252	0.978	1.109	1.306	4.645
653	6/29/2021	1.308	1.385	1.991	2.648	7.332
654	6/29/2021	1.953	1.864	1.831	1.845	7.494
655	6/29/2021	0.345	0.392	0.693	0.314	1.744
657	6/29/2021	0.371	0.366	0.356	0.369	1.462
658	6/29/2021	7.844	7.785	8.599	8.808	33.036
659	6/29/2021	2.272	2.363	2.179	2.305	9.119
660	6/29/2021	1.825	1.272	0.988	1.127	5.212
661	6/29/2021	1.157	1.153	1.411	1.393	5.114
662	6/29/2021	0.930	0.913	0.908	0.921	3.672
663	6/29/2021	2.493	2.141	1.699	1.972	8.306
665	6/29/2021	1.298	1.197	1.195	1.088	4.778
666	6/29/2021	3.876	4.733	4.566	3.830	17.005
667	6/29/2021	1.981	1.962	2.038	1.813	7.795
668	6/29/2021	8.219	8.233	8.291	7.937	32.680
669	6/29/2021	2.910	2.836	2.773	2.938	11.457

Duke Energy Kentucky
Peak Time Rebate Pilot Program

Customer	Event	Baseline Usage Hour Ending				Total
		4:00	5:00	6:00	7:00	
670	6/29/2021	2.424	1.146	1.836	1.748	7.153
672	6/29/2021	2.610	2.915	2.621	2.963	11.110
673	6/29/2021	1.270	2.111	2.147	3.517	9.045
674	6/29/2021	4.100	4.696	3.846	4.583	17.225
675	6/29/2021	0.913	0.788	1.033	0.999	3.734
676	6/29/2021	2.144	2.125	3.197	3.063	10.529
677	6/29/2021	4.639	4.777	4.670	4.867	18.953
678	6/29/2021	3.528	3.984	3.849	4.275	15.635
679	6/29/2021	3.620	3.875	3.916	4.466	15.877
680	6/29/2021	0.888	0.796	0.804	1.142	3.631
681	6/29/2021	1.947	2.020	2.296	1.725	7.989
682	6/29/2021	1.837	2.331	3.865	4.087	12.121
683	6/29/2021	1.636	1.939	1.910	2.043	7.528
685	6/29/2021	3.606	5.206	5.372	4.593	18.777
686	6/29/2021	3.659	4.142	4.374	4.018	16.194
687	6/29/2021	2.358	2.611	6.641	7.075	18.685
688	6/29/2021	2.465	2.824	3.047	3.428	11.764
689	6/29/2021	0.199	0.231	0.189	0.056	0.675
690	6/29/2021	3.354	3.347	3.282	3.931	13.913
691	6/29/2021	0.591	0.874	1.112	1.291	3.868
692	6/29/2021	4.147	3.794	4.655	4.785	17.381
693	6/29/2021	2.235	2.302	2.654	3.547	10.739
694	6/29/2021	1.260	1.097	1.304	1.542	5.203
695	6/29/2021	3.191	2.779	3.097	4.053	13.121
696	6/29/2021	1.089	0.559	0.756	0.551	2.955
697	6/29/2021	0.381	0.521	0.940	0.941	2.783
698	6/29/2021	1.310	1.652	1.744	1.388	6.094
699	6/29/2021	1.105	0.646	1.102	2.535	5.389
700	6/29/2021	1.829	1.628	1.922	1.882	7.261
701	6/29/2021	5.462	5.878	6.640	7.671	25.651
703	6/29/2021	1.978	2.428	2.838	3.326	10.571
704	6/29/2021	0.212	0.253	0.284	0.353	1.102
705	6/29/2021	3.360	2.735	2.896	2.764	11.756
706	6/29/2021	0.107	0.088	0.077	0.195	0.467
707	6/29/2021	1.241	2.245	4.591	4.183	12.260
708	6/29/2021	0.584	0.280	0.346	1.264	2.474
709	6/29/2021	0.916	1.142	1.966	2.265	6.289
710	6/29/2021	0.946	2.052	2.230	2.874	8.102
711	6/29/2021	2.069	1.927	2.206	5.218	11.420
712	6/29/2021	1.306	1.200	0.931	1.838	5.276
713	6/29/2021	1.914	0.529	1.863	3.199	7.505
714	6/29/2021	1.221	1.273	1.816	1.614	5.925
715	6/29/2021	0.946	0.683	1.287	1.000	3.915
716	6/29/2021	2.529	2.954	2.688	2.972	11.142
719	6/29/2021	4.154	3.952	3.418	3.109	14.633
720	6/29/2021	2.308	2.021	1.892	2.084	8.304
721	6/29/2021	2.904	2.720	2.718	2.816	11.157
722	6/29/2021	2.212	2.767	2.968	3.321	11.267
723	6/29/2021	2.502	2.563	2.425	1.854	9.344
724	6/29/2021	2.266	2.568	1.629	3.050	9.513
725	6/29/2021	0.134	0.154	0.204	0.142	0.634
728	6/29/2021	1.730	2.085	1.726	1.607	7.148
729	6/29/2021	1.729	1.639	1.506	1.495	6.369
730	6/29/2021	2.437	2.893	2.760	2.718	10.808
731	6/29/2021	0.210	0.210	0.247	0.229	0.896
732	6/29/2021	5.861	6.425	6.151	8.960	27.398
733	6/29/2021	1.407	1.719	1.785	2.049	6.959
734	6/29/2021	0.826	0.747	1.541	1.313	4.427
737	6/29/2021	1.655	1.799	1.609	1.473	6.536
738	6/29/2021	1.782	1.232	1.241	1.089	5.343
739	6/29/2021	1.304	1.612	1.330	1.548	5.794
740	6/29/2021	2.882	3.242	3.321	2.977	12.422

Duke Energy Kentucky
Peak Time Rebate Pilot Program

Customer	Event	Baseline Usage Hour Ending				Total
		4:00	5:00	6:00	7:00	
741	6/29/2021	4.330	4.066	3.321	3.727	15.444
743	6/29/2021	1.336	1.862	1.477	1.372	6.047
744	6/29/2021	1.057	1.166	1.484	1.273	4.980
745	6/29/2021	0.905	1.153	1.815	2.483	6.355
746	6/29/2021	4.579	5.167	5.638	5.840	21.223
747	6/29/2021	1.714	1.764	1.290	1.561	6.330
748	6/29/2021	3.703	4.767	5.721	7.089	21.280
749	6/29/2021	1.194	1.349	2.008	1.540	6.091
750	6/29/2021	1.989	1.905	1.819	1.454	7.167
751	6/29/2021	2.561	3.224	3.938	3.640	13.363
752	6/29/2021	3.623	4.847	5.504	5.175	19.149
753	6/29/2021	1.490	1.624	2.551	2.226	7.890
754	6/29/2021	4.009	3.963	3.892	4.991	16.855
755	6/29/2021	2.632	2.634	2.588	2.681	10.535
756	6/29/2021	1.135	1.032	1.029	1.212	4.408
757	6/29/2021	3.687	3.537	3.952	3.669	14.846
758	6/29/2021	4.355	4.661	4.859	5.609	19.484
759	6/29/2021	1.966	1.683	1.603	2.010	7.261
760	6/29/2021	1.747	1.585	1.594	2.197	7.123
761	6/29/2021	3.080	4.884	5.477	5.285	18.727
762	6/29/2021	1.010	1.249	1.458	2.131	5.847
763	6/29/2021	0.546	0.510	0.409	0.362	1.828
764	6/29/2021	2.753	2.934	3.137	3.540	12.364
765	6/29/2021	3.737	3.543	4.555	4.367	16.201
766	6/29/2021	2.123	2.094	1.987	2.018	8.221
767	6/29/2021	1.044	1.071	1.062	0.909	4.086
768	6/29/2021	1.826	1.831	2.063	1.733	7.453
769	6/29/2021	4.509	4.421	3.955	3.101	15.986
771	6/29/2021	0.343	0.417	0.677	0.885	2.322
772	6/29/2021	1.059	0.881	1.267	0.910	4.117
773	6/29/2021	0.922	0.952	1.106	1.296	4.277
774	6/29/2021	1.598	1.549	1.382	1.225	5.754
775	6/29/2021	0.466	0.806	1.362	1.529	4.162
776	6/29/2021	2.121	2.542	2.459	2.162	9.284
777	6/29/2021	5.042	4.832	4.453	4.392	18.719
778	6/29/2021	1.736	1.856	1.737	1.668	6.997
779	6/29/2021	1.806	2.076	2.497	2.824	9.203
780	6/29/2021	0.749	0.430	0.731	0.945	2.854
781	6/29/2021	3.207	4.470	2.401	2.842	12.920
782	6/29/2021	1.825	1.796	1.961	2.455	8.036
783	6/29/2021	2.199	2.379	2.198	2.310	9.085
784	6/29/2021	1.594	1.502	1.024	1.155	5.275
785	6/29/2021	3.521	3.570	3.715	5.122	15.927
786	6/29/2021	0.662	0.577	0.601	0.816	2.656
787	6/29/2021	1.123	0.889	0.870	1.103	3.985
789	6/29/2021	2.652	2.489	2.600	3.929	11.669
790	6/29/2021	1.314	2.125	1.134	1.911	6.483
793	6/29/2021	1.816	1.900	2.276	2.010	8.002
794	6/29/2021	2.889	2.839	2.750	3.664	12.142
796	6/29/2021	1.796	1.506	1.883	1.352	6.537
797	6/29/2021	0.349	0.168	0.590	0.623	1.730
798	6/29/2021	1.044	1.115	1.135	1.198	4.492
799	6/29/2021	0.932	1.374	1.240	1.565	5.112
800	6/29/2021	0.936	1.325	1.206	1.505	4.972
802	6/29/2021	1.848	1.829	1.590	1.434	6.701
804	6/29/2021	0.170	0.248	0.701	1.193	2.312
805	6/29/2021	1.112	0.789	1.761	1.973	5.635
810	6/29/2021	2.795	2.151	2.159	3.084	10.189
813	6/29/2021	1.491	1.694	1.854	1.825	6.865
814	6/29/2021	1.630	1.250	1.238	1.603	5.721
815	6/29/2021	3.611	3.546	4.089	3.625	14.871
816	6/29/2021	3.592	2.865	3.980	4.200	14.637

Duke Energy Kentucky
Peak Time Rebate Pilot Program

Customer	Event	Baseline Usage Hour Ending				Total
		4:00	5:00	6:00	7:00	
817	6/29/2021	3.879	2.795	2.035	1.900	10.609
818	6/29/2021	4.064	4.098	5.107	4.367	17.637
819	6/29/2021	1.491	1.465	1.326	1.659	5.941
820	6/29/2021	1.421	1.455	1.579	1.446	5.901
821	6/29/2021	0.819	0.656	1.773	3.234	6.482
822	6/29/2021	2.106	2.485	2.307	2.087	8.985
823	6/29/2021	1.027	1.172	1.455	1.487	5.140
824	6/29/2021	3.599	3.944	3.260	3.230	14.034
825	6/29/2021	2.629	2.558	2.893	2.901	10.982
826	6/29/2021	0.782	1.515	1.475	1.655	5.427
827	6/29/2021	2.243	2.720	1.884	2.606	9.452
828	6/29/2021	2.315	2.255	1.555	1.186	7.310
829	6/29/2021	3.826	3.951	4.172	4.743	16.692
830	6/29/2021	4.208	2.832	3.277	4.123	14.439
831	6/29/2021	3.208	2.273	2.669	2.932	11.082
832	6/29/2021	0.973	1.297	1.417	1.238	4.925
833	6/29/2021	1.138	2.472	4.009	3.419	11.038
834	6/29/2021	0.185	0.319	0.364	0.355	1.223
835	6/29/2021	4.879	4.161	4.997	4.415	18.453
836	6/29/2021	2.228	2.763	2.992	2.262	10.245
837	6/29/2021	2.656	3.448	2.681	2.572	11.357
838	6/29/2021	0.447	0.619	0.531	0.510	2.107
839	6/29/2021	3.228	3.877	4.634	5.179	16.919
840	6/29/2021	4.554	4.547	4.478	4.674	18.252
841	6/29/2021	2.411	3.280	3.240	3.367	12.298
843	6/29/2021	1.814	1.688	1.702	3.022	8.226
844	6/29/2021	1.339	1.087	1.105	1.056	4.587
845	6/29/2021	0.926	1.414	1.275	1.332	4.948
846	6/29/2021	0.344	0.642	0.570	0.451	2.007
847	6/29/2021	5.530	5.808	4.467	4.800	20.605
848	6/29/2021	0.489	0.642	0.864	0.959	2.954
849	6/29/2021	1.850	2.226	2.676	2.973	9.725
851	6/29/2021	0.736	0.983	1.453	2.544	5.716
852	6/29/2021	0.890	0.639	1.596	1.996	5.121
853	6/29/2021	0.816	0.708	0.587	0.572	2.683
854	6/29/2021	1.555	1.641	1.615	1.468	6.278
855	6/29/2021	0.713	0.857	1.118	1.358	4.045
856	6/29/2021	4.046	6.211	5.755	5.017	21.029
857	6/29/2021	0.112	0.195	0.251	0.147	0.705
858	6/29/2021	2.217	2.277	2.257	2.292	9.042
859	6/29/2021	4.818	4.811	4.586	5.453	19.668
861	6/29/2021	0.415	0.441	0.493	0.524	1.873
862	6/29/2021	1.038	1.096	1.858	2.691	6.682
863	6/29/2021	0.349	0.323	0.413	1.139	2.224
864	6/29/2021	3.810	4.099	4.812	5.629	18.351
865	6/29/2021	5.476	6.035	6.366	6.144	24.021
866	6/29/2021	0.528	0.543	0.426	0.156	1.652
867	6/29/2021	5.779	5.087	3.993	4.729	19.587
868	6/29/2021	4.990	5.043	4.654	5.176	19.863
869	6/29/2021	3.092	3.276	2.984	3.329	12.681
870	6/29/2021	0.520	0.539	0.797	1.283	3.139
871	6/29/2021	1.324	1.249	1.090	1.191	4.854
872	6/29/2021	2.473	2.106	2.391	2.408	9.378
873	6/29/2021	0.978	0.865	0.978	0.934	3.755
874	6/29/2021	3.300	5.370	4.571	4.673	17.914
875	6/29/2021	2.044	3.078	2.086	1.027	8.236
876	6/29/2021	1.155	1.110	1.239	1.912	5.415
877	6/29/2021	3.446	3.606	3.345	3.644	14.042
879	6/29/2021	0.122	0.623	0.852	0.799	2.396
880	6/29/2021	0.114	0.880	0.621	0.667	2.282
881	6/29/2021	2.945	2.635	2.983	3.674	12.237
882	6/29/2021	2.252	1.569	1.677	1.708	7.206

Duke Energy Kentucky
Peak Time Rebate Pilot Program

Customer	Event	Baseline Usage Hour Ending				Total
		4:00	5:00	6:00	7:00	
883	6/29/2021	4.242	4.631	4.332	4.379	17.585
884	6/29/2021	2.508	1.734	1.639	3.861	9.742
885	6/29/2021	1.840	2.258	2.037	2.405	8.540
886	6/29/2021	2.548	2.583	3.051	2.927	11.109
887	6/29/2021	3.126	3.028	3.470	3.950	13.573
888	6/29/2021	0.659	0.656	0.646	0.545	2.506
889	6/29/2021	2.762	2.608	2.572	2.704	10.646
890	6/29/2021	1.920	2.198	1.838	2.431	8.386
891	6/29/2021	3.401	3.758	3.426	3.592	14.178
892	6/29/2021	2.046	2.415	2.530	3.398	10.388
893	6/29/2021	1.411	1.335	1.145	0.979	4.870
894	6/29/2021	3.072	3.203	3.043	3.483	12.800
895	6/29/2021	0.326	0.357	0.409	0.388	1.480
896	6/29/2021	0.650	0.608	0.946	0.850	3.054
898	6/29/2021	0.938	2.271	1.786	1.528	6.523
899	6/29/2021	0.931	1.457	1.155	1.255	4.797
2	7/7/2021	0.723	0.750	1.344	1.146	3.963
3	7/7/2021	1.981	2.258	2.820	2.272	9.331
4	7/7/2021	2.156	2.444	3.806	2.795	11.201
5	7/7/2021	0.822	0.756	1.591	0.799	3.968
6	7/7/2021	2.692	2.639	3.065	2.172	10.569
7	7/7/2021	0.892	1.473	1.162	0.802	4.329
8	7/7/2021	2.219	3.943	3.961	3.161	13.283
11	7/7/2021	3.127	3.578	3.847	2.801	13.353
12	7/7/2021	2.331	2.928	2.971	2.236	10.466
13	7/7/2021	1.015	1.144	1.598	2.404	6.161
14	7/7/2021	1.408	1.737	1.672	1.383	6.200
15	7/7/2021	1.680	2.176	1.601	1.232	6.689
16	7/7/2021	1.965	2.040	1.724	1.861	7.590
17	7/7/2021	0.322	0.064	0.065	0.061	0.513
18	7/7/2021	1.790	1.552	2.022	1.666	7.030
19	7/7/2021	1.102	1.434	1.313	1.385	5.233
20	7/7/2021	1.395	1.616	2.466	2.362	7.839
21	7/7/2021	2.073	2.338	2.422	2.015	8.848
22	7/7/2021	3.706	3.791	3.722	2.788	14.007
23	7/7/2021	3.406	4.353	4.537	3.376	15.673
24	7/7/2021	1.893	2.130	2.137	2.253	8.414
25	7/7/2021	2.787	2.032	2.744	2.169	9.733
27	7/7/2021	6.118	6.795	7.709	5.910	26.532
28	7/7/2021	1.970	1.964	1.946	1.963	7.843
29	7/7/2021	1.184	1.302	1.324	0.616	4.427
30	7/7/2021	0.682	0.746	0.930	0.938	3.296
32	7/7/2021	1.898	1.649	1.736	1.075	6.359
34	7/7/2021	2.397	2.493	2.147	2.672	9.709
35	7/7/2021	0.355	0.324	0.382	0.511	1.572
36	7/7/2021	2.549	3.148	2.463	1.291	9.451
38	7/7/2021	1.999	2.347	2.430	1.886	8.663
39	7/7/2021	4.294	5.106	5.690	4.439	19.529
42	7/7/2021	0.413	0.570	0.561	0.533	2.077
43	7/7/2021	2.062	2.202	1.964	2.098	8.326
44	7/7/2021	1.205	1.406	1.873	1.920	6.404
46	7/7/2021	3.347	3.406	3.662	3.058	13.473
47	7/7/2021	3.576	3.653	3.043	2.533	12.806
48	7/7/2021	2.373	2.065	2.513	2.096	9.046
49	7/7/2021	4.292	4.193	4.680	3.251	16.417
50	7/7/2021	0.420	0.196	0.229	0.207	1.051
52	7/7/2021	3.278	2.009	3.110	3.042	11.439
53	7/7/2021	0.514	0.455	0.409	0.326	1.704
54	7/7/2021	2.881	5.279	5.428	5.036	18.624
55	7/7/2021	1.041	1.067	1.432	1.023	4.563
56	7/7/2021	1.119	1.175	1.395	1.077	4.766

Duke Energy Kentucky
Peak Time Rebate Pilot Program

Customer	Event	Baseline Usage Hour Ending				Total
		4:00	5:00	6:00	7:00	
57	7/7/2021	1.631	1.620	1.360	1.367	5.978
58	7/7/2021	2.134	2.067	2.092	1.632	7.925
59	7/7/2021	1.560	1.603	1.591	1.158	5.912
60	7/7/2021	0.242	0.102	0.365	0.868	1.577
61	7/7/2021	2.191	2.176	2.431	2.124	8.922
62	7/7/2021	1.464	1.729	1.623	1.326	6.142
63	7/7/2021	2.290	1.650	2.410	2.070	8.420
64	7/7/2021	2.629	2.910	3.230	2.849	11.618
65	7/7/2021	1.880	2.394	2.615	1.953	8.844
66	7/7/2021	1.820	2.140	2.469	1.992	8.422
67	7/7/2021	1.750	2.203	2.428	1.917	8.298
68	7/7/2021	1.814	2.219	2.418	1.900	8.350
70	7/7/2021	0.368	0.526	1.122	1.452	3.469
71	7/7/2021	1.367	1.418	1.532	1.305	5.622
73	7/7/2021	1.770	1.807	1.699	1.443	6.718
74	7/7/2021	0.966	1.547	1.446	1.290	5.249
76	7/7/2021	2.140	1.782	1.608	1.081	6.612
77	7/7/2021	1.493	2.082	2.037	2.034	7.647
78	7/7/2021	5.516	6.113	5.276	4.611	21.516
79	7/7/2021	2.175	1.982	1.544	1.293	6.994
80	7/7/2021	2.382	2.698	2.268	1.930	9.279
81	7/7/2021	1.600	1.727	1.802	1.466	6.594
82	7/7/2021	1.492	1.327	1.605	1.187	5.611
83	7/7/2021	3.606	3.463	3.864	3.158	14.092
84	7/7/2021	0.433	0.515	0.567	0.542	2.058
85	7/7/2021	1.008	1.507	1.878	1.433	5.826
86	7/7/2021	2.876	2.630	2.380	2.044	9.929
88	7/7/2021	2.411	2.890	3.157	2.691	11.149
89	7/7/2021	4.135	4.509	4.406	3.608	16.657
90	7/7/2021	1.793	1.767	1.848	1.373	6.782
91	7/7/2021	3.208	3.452	3.747	2.653	13.062
92	7/7/2021	1.063	2.128	2.514	2.222	7.927
94	7/7/2021	2.452	2.508	4.273	3.089	12.321
95	7/7/2021	1.178	2.655	2.151	1.178	7.162
97	7/7/2021	2.759	2.903	3.900	3.508	13.070
98	7/7/2021	1.745	2.996	4.025	3.053	11.819
99	7/7/2021	3.142	3.367	2.703	2.020	11.232
100	7/7/2021	3.342	4.051	3.180	2.688	13.261
101	7/7/2021	4.785	4.561	4.449	3.786	17.581
102	7/7/2021	1.422	1.221	1.226	1.418	5.287
103	7/7/2021	1.697	1.891	1.704	1.636	6.928
104	7/7/2021	1.136	1.416	1.657	2.412	6.622
105	7/7/2021	5.106	6.052	6.577	5.456	23.191
106	7/7/2021	2.244	2.501	3.165	2.545	10.456
107	7/7/2021	3.111	3.415	3.153	2.607	12.286
108	7/7/2021	1.251	1.285	1.170	0.904	4.611
109	7/7/2021	0.889	0.847	0.807	0.691	3.234
110	7/7/2021	2.571	3.962	3.959	3.169	13.660
111	7/7/2021	0.647	0.618	0.584	0.581	2.430
113	7/7/2021	1.083	1.025	1.214	1.412	4.734
114	7/7/2021	2.103	2.437	2.395	1.798	8.733
115	7/7/2021	2.114	2.219	2.546	1.941	8.820
117	7/7/2021	0.603	0.817	1.001	0.893	3.315
118	7/7/2021	1.663	1.792	2.214	2.181	7.850
120	7/7/2021	0.655	0.518	0.359	0.360	1.892
121	7/7/2021	1.361	2.381	2.410	2.114	8.266
122	7/7/2021	4.744	5.031	4.973	4.211	18.959
123	7/7/2021	1.671	1.883	2.016	1.605	7.175
126	7/7/2021	0.497	0.398	0.812	0.516	2.223
127	7/7/2021	2.021	2.186	2.094	1.720	8.022
128	7/7/2021	3.025	2.988	2.567	2.226	10.806
129	7/7/2021	3.221	3.913	4.010	2.802	13.945

Duke Energy Kentucky
Peak Time Rebate Pilot Program

Customer	Event	Baseline Usage Hour Ending				Total
		4:00	5:00	6:00	7:00	
130	7/7/2021	0.749	1.199	1.048	1.215	4.211
131	7/7/2021	2.607	2.657	2.201	2.181	9.647
132	7/7/2021	1.602	2.226	2.947	2.267	9.042
135	7/7/2021	1.038	1.359	1.472	0.998	4.866
136	7/7/2021	4.177	3.593	3.899	3.196	14.865
138	7/7/2021	2.990	2.693	2.432	2.036	10.151
139	7/7/2021	2.513	3.458	3.513	3.334	12.818
140	7/7/2021	3.371	2.632	2.476	2.090	10.569
141	7/7/2021	0.863	1.018	0.850	0.858	3.589
142	7/7/2021	1.693	1.931	2.299	2.625	8.548
145	7/7/2021	1.471	1.429	1.576	1.842	6.318
146	7/7/2021	3.063	3.058	2.879	2.136	11.136
147	7/7/2021	1.347	1.354	1.452	0.928	5.082
148	7/7/2021	1.341	2.362	3.840	3.465	11.009
149	7/7/2021	3.338	3.716	3.929	2.880	13.863
150	7/7/2021	2.183	3.007	3.087	2.388	10.664
151	7/7/2021	3.280	4.556	5.679	4.084	17.599
152	7/7/2021	3.424	3.829	2.629	2.706	12.588
153	7/7/2021	1.490	1.633	1.791	1.477	6.392
154	7/7/2021	2.218	2.454	2.562	1.859	9.092
155	7/7/2021	0.621	0.721	0.735	0.643	2.720
156	7/7/2021	0.280	0.362	0.307	0.362	1.311
158	7/7/2021	0.789	0.908	0.918	0.789	3.403
160	7/7/2021	0.595	0.963	0.813	0.775	3.145
161	7/7/2021	1.634	2.329	2.539	2.188	8.690
162	7/7/2021	0.352	0.416	0.693	0.823	2.284
164	7/7/2021	3.583	4.123	4.127	2.934	14.766
165	7/7/2021	0.311	0.316	0.297	0.269	1.193
166	7/7/2021	2.838	3.161	3.145	2.586	11.731
167	7/7/2021	1.435	1.190	1.312	0.865	4.802
168	7/7/2021	4.969	5.053	5.372	4.524	19.918
170	7/7/2021	1.017	1.137	1.243	1.910	5.307
171	7/7/2021	3.459	3.793	3.910	2.883	14.044
172	7/7/2021	3.413	3.278	3.567	3.314	13.572
173	7/7/2021	4.793	5.110	5.277	4.113	19.293
174	7/7/2021	2.003	3.083	2.598	1.704	9.387
175	7/7/2021	2.137	2.054	1.870	1.455	7.516
177	7/7/2021	2.235	2.671	3.025	2.508	10.439
178	7/7/2021	2.532	3.173	4.077	3.664	13.447
180	7/7/2021	4.250	5.481	4.329	3.461	17.521
181	7/7/2021	1.297	1.485	1.490	1.340	5.612
182	7/7/2021	0.407	0.319	0.752	0.429	1.907
184	7/7/2021	1.869	2.107	2.989	2.726	9.691
185	7/7/2021	0.761	1.033	0.965	0.769	3.528
187	7/7/2021	3.040	3.462	3.485	2.622	12.609
188	7/7/2021	3.169	3.428	3.050	3.722	13.369
190	7/7/2021	0.844	0.711	1.016	0.960	3.531
191	7/7/2021	3.028	1.525	1.455	1.175	7.183
192	7/7/2021	1.607	2.080	2.681	2.646	9.014
193	7/7/2021	1.861	3.041	2.102	2.228	9.231
194	7/7/2021	2.277	2.337	2.731	1.936	9.282
195	7/7/2021	0.547	0.914	1.777	1.352	4.590
196	7/7/2021	1.855	2.906	4.408	3.535	12.704
197	7/7/2021	0.331	0.350	0.559	0.880	2.121
198	7/7/2021	1.686	1.757	1.503	1.001	5.946
200	7/7/2021	2.471	2.815	3.154	2.686	11.126
202	7/7/2021	1.200	1.758	1.725	1.037	5.719
203	7/7/2021	2.435	2.873	2.096	1.999	9.404
204	7/7/2021	1.377	1.820	2.163	2.126	7.487
205	7/7/2021	3.648	3.846	3.727	2.634	13.855
206	7/7/2021	0.297	0.289	0.299	0.237	1.122
207	7/7/2021	0.881	0.997	0.937	0.761	3.576

Duke Energy Kentucky
Peak Time Rebate Pilot Program

Customer	Event	Baseline Usage Hour Ending				Total
		4:00	5:00	6:00	7:00	
208	7/7/2021	2.710	3.191	2.572	2.062	10.536
209	7/7/2021	1.774	1.701	1.805	1.456	6.737
210	7/7/2021	1.723	2.075	2.851	2.777	9.425
211	7/7/2021	1.752	1.691	1.588	1.996	7.027
212	7/7/2021	3.589	3.959	3.944	3.558	15.050
213	7/7/2021	0.792	0.771	0.855	0.830	3.249
214	7/7/2021	0.149	1.557	2.242	1.728	5.677
215	7/7/2021	1.203	2.068	0.899	0.918	5.088
217	7/7/2021	2.406	2.703	2.148	2.005	9.261
218	7/7/2021	1.816	2.066	2.397	1.922	8.201
219	7/7/2021	2.565	3.120	3.452	3.556	12.693
220	7/7/2021	2.521	2.937	3.094	1.953	10.504
221	7/7/2021	2.085	1.762	2.193	2.164	8.203
222	7/7/2021	1.659	1.929	2.136	1.722	7.446
223	7/7/2021	3.640	3.755	3.914	3.510	14.819
225	7/7/2021	2.953	3.435	4.804	3.289	14.481
226	7/7/2021	3.591	5.041	5.109	2.921	16.663
227	7/7/2021	1.997	2.813	2.470	1.957	9.237
228	7/7/2021	1.605	1.708	1.602	1.253	6.168
229	7/7/2021	3.657	2.890	3.815	2.789	13.152
230	7/7/2021	0.863	0.804	0.583	0.388	2.638
231	7/7/2021	2.968	2.783	3.155	2.849	11.755
232	7/7/2021	1.526	1.427	1.728	1.714	6.395
233	7/7/2021	1.215	1.539	1.532	1.392	5.678
235	7/7/2021	0.453	1.672	1.651	1.305	5.081
236	7/7/2021	1.472	1.562	1.759	1.376	6.169
237	7/7/2021	2.037	2.331	2.450	1.626	8.445
238	7/7/2021	0.771	1.586	2.092	1.735	6.184
239	7/7/2021	2.077	2.029	2.598	2.370	9.074
240	7/7/2021	0.297	0.498	0.366	0.547	1.707
241	7/7/2021	1.211	1.088	1.210	1.178	4.687
242	7/7/2021	2.796	2.910	2.485	2.367	10.557
244	7/7/2021	1.502	1.104	1.772	1.434	5.812
245	7/7/2021	0.955	1.404	1.012	1.073	4.444
246	7/7/2021	1.777	0.962	1.239	1.139	5.117
247	7/7/2021	2.543	2.259	2.224	2.670	9.696
248	7/7/2021	1.848	1.436	1.095	0.879	5.258
249	7/7/2021	1.278	1.501	1.403	1.035	5.217
250	7/7/2021	1.149	1.327	1.561	1.432	5.469
251	7/7/2021	1.233	1.145	0.983	0.886	4.247
253	7/7/2021	1.942	2.135	2.020	2.061	8.157
254	7/7/2021	3.595	3.972	4.240	3.643	15.450
255	7/7/2021	1.048	1.778	1.890	1.116	5.834
256	7/7/2021	1.978	2.708	2.818	2.019	9.522
257	7/7/2021	1.188	0.808	0.784	0.689	3.468
258	7/7/2021	1.130	1.352	1.395	1.139	5.015
259	7/7/2021	3.315	3.446	3.666	2.828	13.256
260	7/7/2021	5.853	6.072	5.958	4.943	22.826
261	7/7/2021	3.643	4.320	3.811	3.194	14.969
262	7/7/2021	1.784	1.906	2.007	1.599	7.296
263	7/7/2021	0.426	0.436	0.444	0.446	1.752
264	7/7/2021	3.890	3.873	3.877	3.288	14.928
265	7/7/2021	4.511	3.864	3.405	2.669	14.449
266	7/7/2021	2.627	2.637	3.119	2.272	10.654
267	7/7/2021	1.376	1.376	1.694	1.656	6.102
268	7/7/2021	4.750	4.739	6.405	6.241	22.135
270	7/7/2021	2.003	2.161	2.367	1.996	8.527
271	7/7/2021	1.496	1.467	1.933	1.715	6.611
272	7/7/2021	0.506	0.836	0.918	0.743	3.002
274	7/7/2021	1.057	1.779	3.113	3.791	9.740
275	7/7/2021	3.655	3.574	3.405	2.923	13.557
276	7/7/2021	2.458	1.916	1.895	1.450	7.718

Duke Energy Kentucky
Peak Time Rebate Pilot Program

Customer	Event	Baseline Usage Hour Ending				Total
		4:00	5:00	6:00	7:00	
277	7/7/2021	1.298	2.029	1.711	1.403	6.442
278	7/7/2021	1.134	1.034	0.965	0.915	4.048
279	7/7/2021	2.905	3.798	3.677	3.520	13.901
280	7/7/2021	3.016	3.030	5.995	3.500	15.541
281	7/7/2021	3.038	3.171	3.370	2.493	12.072
282	7/7/2021	1.509	1.509	1.604	1.617	6.239
283	7/7/2021	1.784	2.184	2.131	2.156	8.255
284	7/7/2021	0.908	1.667	3.154	3.169	8.898
285	7/7/2021	2.333	2.739	3.400	2.608	11.080
286	7/7/2021	1.262	1.312	1.219	1.073	4.865
287	7/7/2021	1.525	1.578	1.861	1.451	6.415
288	7/7/2021	1.839	3.864	1.134	1.021	7.858
289	7/7/2021	1.249	1.333	1.466	1.254	5.302
290	7/7/2021	1.107	1.794	1.997	1.544	6.443
291	7/7/2021	1.318	1.674	1.677	1.509	6.178
292	7/7/2021	1.719	2.060	1.509	1.247	6.534
293	7/7/2021	0.984	0.841	0.739	1.377	3.941
294	7/7/2021	0.848	0.984	0.973	1.295	4.100
295	7/7/2021	1.195	4.484	3.622	2.421	11.722
296	7/7/2021	0.956	1.332	1.539	0.887	4.714
297	7/7/2021	2.599	2.037	1.978	1.402	8.016
298	7/7/2021	1.685	1.751	1.796	1.675	6.907
299	7/7/2021	1.818	1.986	2.090	1.554	7.447
300	7/7/2021	0.546	0.648	1.037	0.728	2.960
301	7/7/2021	2.134	2.216	2.319	2.207	8.875
302	7/7/2021	1.662	1.764	1.688	1.400	6.514
304	7/7/2021	2.082	2.342	2.257	1.892	8.573
305	7/7/2021	1.777	3.150	2.485	1.893	9.305
306	7/7/2021	1.852	1.939	2.223	2.302	8.315
307	7/7/2021	2.327	1.501	1.874	1.908	7.610
308	7/7/2021	0.212	0.364	0.424	0.392	1.391
310	7/7/2021	2.090	2.172	2.218	1.865	8.345
313	7/7/2021	2.287	2.750	2.712	1.959	9.708
314	7/7/2021	1.890	1.293	1.570	1.036	5.788
315	7/7/2021	1.970	1.947	1.473	1.252	6.642
316	7/7/2021	1.119	0.905	2.604	1.998	6.625
317	7/7/2021	3.503	3.075	2.914	2.063	11.556
318	7/7/2021	1.778	2.499	2.213	2.975	9.465
319	7/7/2021	1.358	1.138	1.283	0.851	4.629
320	7/7/2021	3.112	3.676	3.974	3.921	14.683
321	7/7/2021	0.392	0.298	0.461	0.316	1.467
322	7/7/2021	3.008	3.158	3.155	3.406	12.728
324	7/7/2021	4.101	4.442	5.271	3.062	16.876
325	7/7/2021	2.389	2.522	2.834	2.144	9.890
326	7/7/2021	5.304	6.896	7.250	5.089	24.540
327	7/7/2021	0.831	2.010	1.669	1.661	6.172
328	7/7/2021	0.940	1.035	1.037	0.613	3.625
329	7/7/2021	2.058	2.184	2.174	2.229	8.644
330	7/7/2021	3.633	3.476	3.735	3.589	14.433
331	7/7/2021	3.203	3.275	3.542	2.864	12.885
332	7/7/2021	1.947	2.235	3.018	2.581	9.781
333	7/7/2021	1.074	1.076	1.343	1.049	4.541
334	7/7/2021	3.565	3.615	3.352	2.587	13.119
336	7/7/2021	0.532	0.493	0.421	0.447	1.893
337	7/7/2021	0.854	1.175	1.275	0.971	4.274
338	7/7/2021	0.560	0.962	0.635	0.884	3.040
339	7/7/2021	2.518	2.373	2.520	2.537	9.948
340	7/7/2021	0.214	0.238	0.488	0.734	1.674
341	7/7/2021	1.692	2.241	2.077	2.087	8.097
342	7/7/2021	0.973	0.680	0.917	0.710	3.280
343	7/7/2021	1.405	1.495	1.441	1.146	5.487
344	7/7/2021	2.564	2.865	2.728	2.889	11.047

Duke Energy Kentucky
Peak Time Rebate Pilot Program

Customer	Event	Baseline Usage Hour Ending				Total
		4:00	5:00	6:00	7:00	
345	7/7/2021	1.226	1.321	2.347	2.012	6.906
346	7/7/2021	3.194	3.501	3.452	3.208	13.354
347	7/7/2021	3.762	3.661	3.492	2.874	13.788
348	7/7/2021	1.167	1.065	0.986	0.775	3.993
350	7/7/2021	3.151	3.376	3.339	3.268	13.134
351	7/7/2021	0.876	0.881	0.737	0.500	2.994
352	7/7/2021	0.517	1.937	1.732	1.799	5.985
353	7/7/2021	3.571	3.508	3.491	2.344	12.913
354	7/7/2021	2.432	2.306	2.456	1.632	8.827
355	7/7/2021	0.315	0.314	0.323	0.296	1.248
356	7/7/2021	2.007	2.911	1.916	1.490	8.325
357	7/7/2021	3.570	3.988	3.904	2.975	14.437
358	7/7/2021	1.712	3.250	3.676	3.773	12.411
359	7/7/2021	2.687	3.296	3.601	2.832	12.416
360	7/7/2021	2.496	2.130	2.358	1.627	8.611
361	7/7/2021	2.085	2.058	2.124	1.753	8.020
362	7/7/2021	1.480	2.212	2.667	2.322	8.681
363	7/7/2021	2.879	3.103	3.077	3.404	12.464
364	7/7/2021	1.935	1.606	1.557	2.184	7.282
365	7/7/2021	1.105	1.453	1.689	1.484	5.732
366	7/7/2021	0.112	0.915	0.629	0.654	2.309
367	7/7/2021	1.026	1.364	1.210	1.246	4.845
368	7/7/2021	1.243	1.051	1.726	0.986	5.007
370	7/7/2021	2.135	3.268	2.793	1.716	9.912
371	7/7/2021	1.433	1.383	1.240	1.192	5.248
372	7/7/2021	3.148	3.427	2.622	1.850	11.047
374	7/7/2021	0.351	0.918	1.281	1.574	4.125
375	7/7/2021	4.088	4.850	4.718	3.896	17.552
376	7/7/2021	2.988	3.177	3.064	2.442	11.671
377	7/7/2021	2.425	2.552	3.339	3.086	11.402
378	7/7/2021	2.185	2.372	2.552	2.086	9.195
380	7/7/2021	0.844	0.882	0.910	0.881	3.518
381	7/7/2021	0.941	0.847	0.601	0.559	2.947
383	7/7/2021	1.985	2.308	2.783	2.793	9.869
384	7/7/2021	2.526	2.734	2.747	2.599	10.606
385	7/7/2021	0.757	1.088	1.312	1.043	4.200
386	7/7/2021	3.156	2.699	2.396	2.332	10.583
387	7/7/2021	2.152	2.248	2.351	2.598	9.349
388	7/7/2021	1.629	2.127	1.927	2.182	7.864
389	7/7/2021	1.352	1.879	2.815	2.495	8.542
390	7/7/2021	0.240	0.239	0.193	0.272	0.944
392	7/7/2021	2.256	2.478	1.852	2.510	9.096
393	7/7/2021	0.639	0.681	0.689	0.691	2.700
395	7/7/2021	0.422	0.320	0.256	0.264	1.262
396	7/7/2021	2.461	2.740	2.800	1.983	9.984
397	7/7/2021	2.638	3.401	3.058	2.156	11.253
398	7/7/2021	2.692	2.679	2.760	2.906	11.036
399	7/7/2021	3.068	3.493	3.372	2.361	12.294
400	7/7/2021	1.497	1.117	1.696	0.844	5.153
402	7/7/2021	0.578	0.816	0.974	1.099	3.467
403	7/7/2021	1.106	1.480	1.431	1.311	5.328
404	7/7/2021	3.228	3.298	3.851	3.411	13.788
405	7/7/2021	0.846	0.891	1.314	0.953	4.004
407	7/7/2021	2.409	2.477	2.513	2.359	9.758
408	7/7/2021	2.415	2.447	2.320	1.956	9.137
409	7/7/2021	0.478	0.710	0.655	0.635	2.478
410	7/7/2021	2.331	2.097	2.186	1.764	8.378
411	7/7/2021	1.652	2.082	2.833	2.252	8.819
412	7/7/2021	1.206	0.696	1.684	1.197	4.783
413	7/7/2021	1.239	1.006	1.565	2.019	5.829
414	7/7/2021	2.808	3.293	3.392	2.739	12.232
415	7/7/2021	0.996	0.811	0.628	0.677	3.112

Duke Energy Kentucky
Peak Time Rebate Pilot Program

Customer	Event	Baseline Usage Hour Ending				Total
		4:00	5:00	6:00	7:00	
416	7/7/2021	2.811	3.630	2.709	2.999	12.148
417	7/7/2021	0.907	1.140	1.403	1.537	4.986
418	7/7/2021	1.285	1.507	1.941	1.508	6.242
419	7/7/2021	2.624	3.246	3.527	2.990	12.387
420	7/7/2021	4.460	4.646	5.517	4.481	19.105
421	7/7/2021	0.913	1.017	1.257	0.675	3.863
422	7/7/2021	1.647	1.531	0.962	1.134	5.273
423	7/7/2021	3.041	3.855	4.010	3.414	14.321
424	7/7/2021	2.455	2.975	2.541	2.104	10.075
426	7/7/2021	0.528	0.985	0.929	1.149	3.591
427	7/7/2021	1.794	2.111	2.655	1.872	8.433
428	7/7/2021	0.788	0.896	1.191	0.994	3.870
429	7/7/2021	1.921	2.314	2.317	2.142	8.693
430	7/7/2021	3.430	3.392	3.726	3.197	13.744
431	7/7/2021	4.001	3.996	3.918	3.727	15.642
432	7/7/2021	2.703	2.671	2.575	1.849	9.798
433	7/7/2021	1.306	2.525	1.858	1.729	7.418
434	7/7/2021	6.572	7.119	6.778	5.021	25.489
435	7/7/2021	6.118	5.720	5.574	4.576	21.988
436	7/7/2021	1.252	1.698	1.466	1.147	5.563
437	7/7/2021	0.385	0.473	0.430	0.702	1.990
438	7/7/2021	1.316	1.750	1.520	1.427	6.012
439	7/7/2021	4.473	6.019	4.902	5.917	21.311
440	7/7/2021	2.393	3.052	3.921	3.079	12.446
441	7/7/2021	0.361	0.670	0.502	0.205	1.738
442	7/7/2021	2.385	2.471	2.583	2.118	9.557
443	7/7/2021	1.156	1.360	1.403	1.098	5.017
444	7/7/2021	3.491	3.999	4.175	3.196	14.861
445	7/7/2021	1.461	1.272	2.109	1.301	6.144
446	7/7/2021	0.200	0.138	0.138	0.276	0.752
447	7/7/2021	4.122	4.216	4.247	3.142	15.728
448	7/7/2021	3.724	3.365	2.673	2.321	12.082
449	7/7/2021	2.803	2.269	2.676	3.286	11.035
450	7/7/2021	0.803	0.650	0.772	1.048	3.272
451	7/7/2021	4.561	4.576	5.283	4.806	19.226
452	7/7/2021	2.518	2.640	2.625	2.017	9.800
455	7/7/2021	1.641	1.878	1.229	1.066	5.814
456	7/7/2021	2.713	2.531	2.335	1.989	9.567
457	7/7/2021	2.334	2.601	2.369	2.001	9.304
458	7/7/2021	2.657	2.988	2.989	2.248	10.882
459	7/7/2021	1.724	2.730	2.428	1.752	8.634
460	7/7/2021	0.953	0.767	0.985	0.808	3.513
461	7/7/2021	1.925	1.781	1.686	1.515	6.907
462	7/7/2021	1.121	1.289	1.154	0.789	4.353
463	7/7/2021	2.189	2.754	2.820	2.183	9.945
464	7/7/2021	1.615	1.590	1.682	1.676	6.563
465	7/7/2021	0.523	2.269	1.721	1.163	5.677
466	7/7/2021	2.071	1.708	2.362	2.594	8.734
467	7/7/2021	3.120	3.298	3.464	2.384	12.266
468	7/7/2021	0.500	0.485	0.517	0.544	2.046
470	7/7/2021	2.349	2.614	2.959	2.195	10.117
472	7/7/2021	2.502	2.900	2.501	1.962	9.865
474	7/7/2021	1.483	1.577	1.630	1.360	6.049
475	7/7/2021	0.178	0.163	0.214	0.139	0.694
476	7/7/2021	0.760	1.146	0.797	0.584	3.288
477	7/7/2021	0.817	0.979	1.217	1.161	4.174
478	7/7/2021	0.616	0.724	0.870	0.634	2.845
479	7/7/2021	1.903	2.274	3.688	2.967	10.832
480	7/7/2021	3.227	4.097	6.087	6.029	19.440
481	7/7/2021	2.950	3.995	4.192	3.711	14.848
482	7/7/2021	2.369	2.776	3.448	2.504	11.096
483	7/7/2021	0.848	0.765	0.682	0.661	2.955

Duke Energy Kentucky
Peak Time Rebate Pilot Program

Customer	Event	Baseline Usage Hour Ending				Total
		4:00	5:00	6:00	7:00	
484	7/7/2021	2.165	2.255	1.716	1.374	7.510
486	7/7/2021	4.121	3.760	4.138	3.727	15.745
487	7/7/2021	1.293	2.069	2.691	2.230	8.284
488	7/7/2021	2.170	2.508	2.632	2.017	9.328
489	7/7/2021	1.791	1.816	1.863	1.552	7.022
490	7/7/2021	1.428	1.485	1.708	1.330	5.951
491	7/7/2021	1.408	1.641	1.504	0.865	5.418
492	7/7/2021	2.193	2.986	2.883	2.587	10.649
493	7/7/2021	4.884	5.264	5.250	4.607	20.004
494	7/7/2021	1.609	1.579	1.929	1.855	6.972
495	7/7/2021	1.647	1.897	2.301	2.076	7.922
496	7/7/2021	0.708	0.603	1.268	1.142	3.721
497	7/7/2021	8.260	9.512	10.237	7.813	35.823
498	7/7/2021	0.353	0.438	0.236	0.244	1.271
499	7/7/2021	2.613	3.294	4.529	3.235	13.670
500	7/7/2021	1.102	0.585	0.522	0.770	2.979
501	7/7/2021	0.416	0.424	0.465	0.570	1.875
503	7/7/2021	2.464	2.828	2.430	2.022	9.744
505	7/7/2021	0.774	0.860	0.806	0.569	3.010
507	7/7/2021	3.401	3.091	3.855	3.324	13.671
508	7/7/2021	1.282	1.126	1.366	1.350	5.124
509	7/7/2021	1.909	2.210	1.727	1.690	7.536
510	7/7/2021	2.047	2.050	1.875	2.681	8.653
511	7/7/2021	2.423	3.403	3.137	2.303	11.265
512	7/7/2021	2.071	3.155	3.109	2.522	10.857
514	7/7/2021	4.874	4.642	4.056	3.748	17.319
515	7/7/2021	1.918	2.441	2.495	1.693	8.547
516	7/7/2021	3.588	3.396	0.353	0.335	7.672
517	7/7/2021	0.722	0.637	0.747	0.385	2.491
518	7/7/2021	1.688	2.224	2.484	2.075	8.471
520	7/7/2021	4.668	5.136	6.369	4.838	21.010
521	7/7/2021	1.279	1.902	2.280	2.716	8.177
522	7/7/2021	0.730	0.867	0.813	1.405	3.815
523	7/7/2021	2.364	2.698	3.149	2.444	10.654
524	7/7/2021	1.193	1.076	1.010	1.267	4.546
526	7/7/2021	1.588	1.510	1.362	1.151	5.611
527	7/7/2021	1.142	1.389	1.503	1.261	5.295
528	7/7/2021	4.646	5.120	5.819	4.541	20.126
529	7/7/2021	2.570	2.781	3.529	3.222	12.102
530	7/7/2021	0.151	0.205	0.215	0.192	0.763
531	7/7/2021	1.901	2.005	2.060	2.184	8.150
532	7/7/2021	0.915	0.946	0.926	0.807	3.594
533	7/7/2021	0.443	0.515	0.792	0.681	2.431
534	7/7/2021	0.391	0.359	0.328	0.197	1.276
535	7/7/2021	2.249	3.059	2.792	2.236	10.336
536	7/7/2021	3.010	3.321	3.050	2.127	11.507
537	7/7/2021	1.620	1.377	0.811	0.955	4.764
538	7/7/2021	3.430	4.398	4.719	3.535	16.082
539	7/7/2021	1.704	1.831	2.162	1.772	7.470
540	7/7/2021	1.137	1.325	1.292	0.781	4.534
541	7/7/2021	0.443	0.333	0.399	0.404	1.578
542	7/7/2021	1.979	1.840	1.622	1.719	7.160
543	7/7/2021	3.548	3.493	3.407	2.720	13.167
544	7/7/2021	2.776	3.689	3.570	2.673	12.709
545	7/7/2021	1.661	1.922	1.929	1.404	6.917
546	7/7/2021	3.917	4.363	4.852	4.358	17.489
547	7/7/2021	1.764	1.633	1.382	1.729	6.508
548	7/7/2021	0.997	1.011	0.779	0.804	3.590
549	7/7/2021	0.979	0.773	0.524	0.588	2.864
550	7/7/2021	2.321	2.615	2.143	1.525	8.604
551	7/7/2021	1.063	0.747	0.918	1.331	4.060
552	7/7/2021	1.474	1.091	1.038	0.865	4.468

Duke Energy Kentucky
Peak Time Rebate Pilot Program

Customer	Event	Baseline Usage Hour Ending				Total
		4:00	5:00	6:00	7:00	
553	7/7/2021	1.140	1.124	0.775	1.089	4.128
554	7/7/2021	2.335	3.077	2.846	2.869	11.127
555	7/7/2021	3.563	4.234	3.830	3.074	14.701
556	7/7/2021	0.810	0.900	0.558	1.063	3.331
557	7/7/2021	2.053	2.243	3.239	3.277	10.812
558	7/7/2021	1.079	1.971	2.428	1.729	7.206
559	7/7/2021	3.974	4.234	3.792	2.863	14.863
560	7/7/2021	2.858	3.522	4.647	3.694	14.721
561	7/7/2021	2.596	1.638	2.214	1.576	8.023
562	7/7/2021	1.969	2.161	2.019	1.299	7.448
563	7/7/2021	1.635	1.769	1.580	1.313	6.298
565	7/7/2021	3.028	3.692	3.843	3.418	13.981
566	7/7/2021	0.956	1.454	1.143	0.925	4.478
567	7/7/2021	1.879	2.641	2.260	2.444	9.225
568	7/7/2021	0.094	0.414	0.620	0.352	1.479
569	7/7/2021	0.530	1.178	0.867	0.664	3.239
570	7/7/2021	0.840	0.826	1.138	0.732	3.536
571	7/7/2021	2.009	2.708	2.324	1.663	8.704
572	7/7/2021	3.064	3.392	3.540	2.586	12.583
573	7/7/2021	0.874	0.582	0.789	0.696	2.941
574	7/7/2021	0.611	1.244	1.206	1.259	4.320
575	7/7/2021	2.415	2.479	2.921	2.889	10.704
576	7/7/2021	5.771	5.881	6.222	4.222	22.096
577	7/7/2021	0.824	0.848	0.926	0.913	3.510
578	7/7/2021	1.804	1.823	1.556	1.202	6.385
579	7/7/2021	3.578	3.353	3.574	3.731	14.235
580	7/7/2021	3.704	4.424	6.124	2.708	16.960
581	7/7/2021	1.791	1.913	1.987	1.251	6.942
582	7/7/2021	2.228	2.683	3.077	2.447	10.435
584	7/7/2021	1.009	1.027	1.233	0.787	4.057
585	7/7/2021	1.469	1.055	1.094	1.306	4.924
586	7/7/2021	4.286	4.532	4.309	3.327	16.455
587	7/7/2021	1.497	1.202	2.778	1.774	7.250
588	7/7/2021	3.324	3.117	4.230	4.374	15.045
589	7/7/2021	2.430	2.110	2.231	2.026	8.797
590	7/7/2021	0.353	0.586	0.756	0.773	2.467
591	7/7/2021	1.445	2.002	1.847	1.771	7.064
592	7/7/2021	1.442	1.742	1.492	1.429	6.105
593	7/7/2021	2.292	2.473	2.465	2.056	9.287
594	7/7/2021	2.483	1.983	1.901	1.737	8.104
595	7/7/2021	0.895	1.436	1.923	1.801	6.054
596	7/7/2021	0.591	1.040	1.171	0.621	3.423
597	7/7/2021	4.725	5.193	5.450	4.555	19.924
598	7/7/2021	1.554	2.161	1.672	1.820	7.207
599	7/7/2021	2.036	2.136	2.177	1.808	8.156
600	7/7/2021	1.928	2.228	2.447	1.798	8.402
601	7/7/2021	4.320	4.736	4.812	3.799	17.668
602	7/7/2021	2.282	2.536	2.667	2.566	10.051
603	7/7/2021	3.642	3.377	3.700	3.836	14.555
604	7/7/2021	0.626	0.968	1.431	0.915	3.940
605	7/7/2021	0.791	0.823	1.007	1.167	3.787
606	7/7/2021	0.018	0.023	0.054	0.136	0.231
608	7/7/2021	4.143	4.203	4.025	3.167	15.538
609	7/7/2021	0.523	0.659	0.491	0.629	2.303
610	7/7/2021	1.989	2.091	2.082	1.670	7.832
611	7/7/2021	1.668	2.301	2.608	2.949	9.526
612	7/7/2021	1.181	1.327	1.266	0.981	4.755
613	7/7/2021	2.004	1.831	2.601	2.497	8.934
614	7/7/2021	2.455	2.562	2.693	2.196	9.906
615	7/7/2021	2.108	1.752	1.871	1.234	6.964
616	7/7/2021	0.776	1.152	1.022	0.951	3.901
617	7/7/2021	1.446	1.264	1.254	0.954	4.918

Duke Energy Kentucky
Peak Time Rebate Pilot Program

Customer	Event	Baseline Usage Hour Ending				Total
		4:00	5:00	6:00	7:00	
618	7/7/2021	1.480	0.524	0.581	0.700	3.285
619	7/7/2021	0.824	0.751	1.661	1.677	4.912
620	7/7/2021	0.526	0.635	0.813	0.631	2.604
621	7/7/2021	2.791	2.772	2.839	2.094	10.496
622	7/7/2021	1.464	2.206	2.235	1.509	7.414
623	7/7/2021	2.428	2.748	2.450	1.808	9.434
624	7/7/2021	2.119	2.204	2.189	1.812	8.325
625	7/7/2021	1.299	1.691	1.415	0.909	5.314
626	7/7/2021	0.788	1.277	0.877	0.774	3.716
627	7/7/2021	1.159	1.863	1.354	1.262	5.637
628	7/7/2021	2.167	2.072	2.529	2.524	9.292
629	7/7/2021	1.770	2.305	2.292	1.610	7.976
630	7/7/2021	1.898	2.204	2.863	3.207	10.172
631	7/7/2021	3.394	2.580	2.139	2.537	10.650
632	7/7/2021	0.295	0.288	0.383	0.618	1.584
633	7/7/2021	0.933	0.857	0.690	0.765	3.244
634	7/7/2021	2.168	2.318	3.588	2.511	10.585
635	7/7/2021	1.095	1.009	1.186	1.147	4.438
636	7/7/2021	1.652	1.835	1.610	1.058	6.156
637	7/7/2021	1.135	1.375	1.195	1.433	5.137
639	7/7/2021	2.092	2.287	2.070	1.740	8.189
640	7/7/2021	0.952	1.130	1.641	1.389	5.112
641	7/7/2021	4.276	4.860	5.911	4.810	19.857
642	7/7/2021	0.543	0.876	0.889	0.995	3.303
644	7/7/2021	4.490	4.586	4.429	4.071	17.575
645	7/7/2021	0.519	0.698	0.850	0.653	2.721
646	7/7/2021	1.639	2.485	2.405	2.102	8.631
647	7/7/2021	1.500	1.917	1.668	1.717	6.803
648	7/7/2021	2.680	2.879	3.006	2.217	10.782
649	7/7/2021	1.792	2.191	2.136	1.434	7.554
650	7/7/2021	2.555	2.399	2.470	2.306	9.731
651	7/7/2021	7.405	6.817	6.026	5.563	25.811
652	7/7/2021	1.445	1.322	1.394	1.222	5.383
653	7/7/2021	1.601	1.379	1.488	1.581	6.048
654	7/7/2021	1.897	1.908	1.882	1.620	7.307
655	7/7/2021	0.366	0.497	0.696	0.406	1.965
657	7/7/2021	0.514	0.490	0.466	0.478	1.947
658	7/7/2021	5.807	6.496	8.060	6.813	27.176
659	7/7/2021	2.269	2.226	2.002	1.434	7.932
660	7/7/2021	1.306	1.615	1.572	1.760	6.253
661	7/7/2021	1.054	1.100	1.256	1.004	4.414
662	7/7/2021	0.800	0.873	0.833	0.741	3.247
663	7/7/2021	2.384	1.955	2.098	1.991	8.428
665	7/7/2021	0.939	1.173	1.078	0.862	4.052
666	7/7/2021	3.371	3.631	3.265	2.493	12.760
667	7/7/2021	1.817	1.824	1.766	1.395	6.802
668	7/7/2021	6.469	6.812	6.652	5.517	25.449
669	7/7/2021	2.543	2.505	2.273	2.063	9.384
670	7/7/2021	2.109	1.690	2.067	1.639	7.505
672	7/7/2021	2.481	2.471	2.305	3.084	10.340
673	7/7/2021	0.656	1.344	1.480	2.013	5.492
674	7/7/2021	3.685	3.791	3.537	3.765	14.778
675	7/7/2021	1.367	1.289	1.872	1.475	6.003
676	7/7/2021	2.299	2.003	2.726	2.122	9.151
677	7/7/2021	3.752	4.172	4.121	3.247	15.291
678	7/7/2021	3.319	3.549	3.522	3.065	13.455
679	7/7/2021	2.833	3.101	3.269	2.821	12.024
680	7/7/2021	1.071	0.888	1.187	1.181	4.327
681	7/7/2021	2.051	1.910	1.110	0.625	5.696
682	7/7/2021	1.735	2.137	3.308	2.525	9.706
683	7/7/2021	1.450	1.750	1.688	1.166	6.053
685	7/7/2021	3.601	4.725	4.816	3.611	16.752

Duke Energy Kentucky
Peak Time Rebate Pilot Program

Customer	Event	Baseline Usage Hour Ending				Total
		4:00	5:00	6:00	7:00	
686	7/7/2021	3.635	4.250	4.194	3.455	15.535
687	7/7/2021	2.191	2.714	4.627	3.911	13.443
688	7/7/2021	1.896	2.176	2.617	2.181	8.870
689	7/7/2021	0.053	0.004	0.189	0.056	0.302
690	7/7/2021	2.984	3.487	3.574	3.081	13.126
691	7/7/2021	0.544	0.650	1.112	1.015	3.320
692	7/7/2021	2.828	3.404	2.617	2.442	11.291
693	7/7/2021	2.021	2.422	2.382	2.722	9.546
694	7/7/2021	1.100	1.022	1.240	1.007	4.369
695	7/7/2021	2.404	2.309	2.751	2.258	9.722
696	7/7/2021	1.124	0.549	0.687	0.529	2.889
697	7/7/2021	0.346	0.372	0.759	0.844	2.321
698	7/7/2021	1.118	1.433	1.733	1.007	5.291
699	7/7/2021	1.634	0.573	0.932	2.751	5.890
700	7/7/2021	2.078	1.792	1.880	1.343	7.092
701	7/7/2021	4.504	4.972	5.385	4.133	18.994
703	7/7/2021	1.866	2.087	2.235	2.067	8.256
704	7/7/2021	0.349	0.419	0.361	0.468	1.597
705	7/7/2021	3.040	2.714	2.838	2.178	10.769
706	7/7/2021	0.531	0.577	1.184	0.949	3.241
707	7/7/2021	2.138	2.748	4.499	3.118	12.503
708	7/7/2021	0.511	0.287	0.328	0.989	2.115
709	7/7/2021	0.781	1.067	1.669	1.264	4.782
710	7/7/2021	0.811	1.923	1.817	1.775	6.326
711	7/7/2021	2.538	2.657	2.479	3.744	11.417
712	7/7/2021	1.162	1.170	1.035	1.435	4.803
713	7/7/2021	1.618	0.887	1.685	2.496	6.685
714	7/7/2021	1.354	1.460	1.739	1.282	5.834
715	7/7/2021	0.831	0.689	0.846	0.899	3.266
716	7/7/2021	1.985	2.324	1.967	1.544	7.820
719	7/7/2021	3.541	3.276	2.668	2.091	11.576
720	7/7/2021	1.437	1.512	1.463	1.426	5.839
721	7/7/2021	1.732	1.768	1.633	1.152	6.285
722	7/7/2021	1.984	2.045	2.509	2.109	8.647
724	7/7/2021	2.475	2.824	2.189	2.544	10.032
725	7/7/2021	0.223	0.236	0.177	0.232	0.868
728	7/7/2021	1.662	1.789	1.527	1.071	6.049
729	7/7/2021	1.344	1.291	1.639	1.216	5.489
730	7/7/2021	1.815	2.471	2.297	1.774	8.357
731	7/7/2021	0.283	0.286	0.349	0.267	1.185
732	7/7/2021	5.391	5.555	5.292	7.088	23.327
733	7/7/2021	1.480	1.551	1.623	1.809	6.464
734	7/7/2021	1.483	1.276	1.590	1.665	6.015
737	7/7/2021	1.604	1.782	1.409	0.996	5.792
738	7/7/2021	1.407	1.288	1.506	0.610	4.811
739	7/7/2021	1.058	1.498	1.242	0.993	4.792
740	7/7/2021	2.205	2.668	2.354	1.613	8.840
741	7/7/2021	4.254	3.959	3.648	2.912	14.773
743	7/7/2021	1.104	1.686	1.424	1.259	5.473
744	7/7/2021	1.017	1.588	1.514	1.395	5.514
745	7/7/2021	1.168	1.338	1.893	1.696	6.095
746	7/7/2021	4.074	5.246	5.052	3.191	17.563
747	7/7/2021	1.582	1.575	1.270	1.065	5.492
748	7/7/2021	3.727	4.041	4.713	4.642	17.123
749	7/7/2021	0.852	1.280	1.418	0.871	4.421
750	7/7/2021	1.622	1.662	1.963	1.772	7.019
751	7/7/2021	2.169	3.097	3.096	2.229	10.591
752	7/7/2021	3.220	4.571	4.724	3.649	16.164
753	7/7/2021	1.548	1.673	2.343	1.812	7.375
754	7/7/2021	3.727	4.367	3.866	3.647	15.608
755	7/7/2021	2.612	2.806	2.713	1.979	10.109
756	7/7/2021	0.716	0.830	0.654	0.969	3.169

Duke Energy Kentucky
Peak Time Rebate Pilot Program

Customer	Event	Baseline Usage Hour Ending				Total
		4:00	5:00	6:00	7:00	
757	7/7/2021	3.644	3.958	2.764	3.043	13.409
758	7/7/2021	3.711	4.081	4.484	3.127	15.403
759	7/7/2021	1.817	1.889	1.835	1.455	6.996
760	7/7/2021	1.598	1.431	1.410	1.381	5.820
761	7/7/2021	3.154	4.176	4.997	3.789	16.116
762	7/7/2021	0.892	1.109	1.098	1.297	4.395
763	7/7/2021	0.559	0.615	0.669	0.546	2.389
764	7/7/2021	3.155	2.971	2.835	2.288	11.248
765	7/7/2021	3.314	3.290	4.362	3.905	14.871
766	7/7/2021	1.696	1.741	1.615	1.249	6.301
767	7/7/2021	1.053	1.224	1.122	0.988	4.387
768	7/7/2021	1.698	1.803	1.830	2.116	7.448
769	7/7/2021	4.187	4.065	3.833	2.918	15.002
771	7/7/2021	0.432	0.457	0.475	0.896	2.260
772	7/7/2021	0.836	0.894	0.964	0.789	3.484
773	7/7/2021	0.963	0.927	1.062	0.959	3.911
774	7/7/2021	1.733	1.725	1.430	1.521	6.410
775	7/7/2021	0.896	0.814	1.080	1.085	3.875
776	7/7/2021	1.864	2.141	2.188	1.785	7.978
777	7/7/2021	4.104	4.205	3.729	2.561	14.599
778	7/7/2021	2.253	2.037	1.825	1.314	7.429
779	7/7/2021	1.808	1.863	2.222	2.386	8.279
780	7/7/2021	0.606	0.384	0.656	0.624	2.270
781	7/7/2021	2.672	3.940	2.222	1.749	10.584
782	7/7/2021	1.487	2.102	2.052	1.894	7.536
783	7/7/2021	1.842	2.019	2.299	2.650	8.810
784	7/7/2021	1.271	1.299	0.910	0.877	4.357
785	7/7/2021	4.007	3.286	3.854	4.553	15.700
786	7/7/2021	0.534	0.455	0.533	0.378	1.899
787	7/7/2021	1.095	0.983	0.952	1.109	4.139
789	7/7/2021	2.257	2.387	2.569	2.455	9.668
790	7/7/2021	1.057	1.808	0.932	0.766	4.563
793	7/7/2021	1.570	1.805	1.883	1.260	6.518
794	7/7/2021	2.683	2.569	2.893	3.000	11.146
796	7/7/2021	1.501	1.318	1.585	1.225	5.628
797	7/7/2021	0.293	0.189	0.484	0.489	1.455
798	7/7/2021	0.939	1.043	1.046	0.925	3.953
799	7/7/2021	0.900	1.118	1.122	0.982	4.122
800	7/7/2021	0.974	1.175	1.225	1.246	4.619
802	7/7/2021	1.675	1.466	1.291	1.164	5.596
805	7/7/2021	0.776	0.635	2.599	2.321	6.330
810	7/7/2021	2.166	1.820	2.124	2.071	8.180
813	7/7/2021	1.712	1.908	2.218	1.530	7.368
814	7/7/2021	1.438	1.132	1.224	1.147	4.941
815	7/7/2021	3.636	3.412	2.951	2.253	12.253
816	7/7/2021	3.028	2.397	3.648	2.669	11.742
817	7/7/2021	3.128	2.585	1.755	1.747	9.214
818	7/7/2021	3.444	3.752	3.856	3.456	14.508
819	7/7/2021	1.396	1.411	1.222	1.437	5.466
820	7/7/2021	1.193	1.255	1.333	0.908	4.689
821	7/7/2021	0.897	1.080	1.949	3.196	7.122
822	7/7/2021	1.325	1.909	1.982	1.272	6.489
823	7/7/2021	1.022	1.177	1.117	0.936	4.252
824	7/7/2021	2.299	3.782	3.054	2.074	11.209
825	7/7/2021	2.103	2.248	2.685	1.922	8.958
826	7/7/2021	0.748	1.356	1.673	1.624	5.401
827	7/7/2021	2.063	2.932	2.034	1.537	8.566
828	7/7/2021	2.007	1.955	1.516	1.232	6.710
829	7/7/2021	3.342	3.569	3.447	2.846	13.204
830	7/7/2021	3.091	2.492	3.109	2.957	11.649
831	7/7/2021	2.827	2.115	2.170	1.649	8.762
832	7/7/2021	0.923	1.067	1.200	0.806	3.996

Duke Energy Kentucky
Peak Time Rebate Pilot Program

Customer	Event	Baseline Usage Hour Ending				Total
		4:00	5:00	6:00	7:00	
833	7/7/2021	1.463	2.879	3.267	2.467	10.076
834	7/7/2021	0.190	0.162	0.296	0.314	0.962
835	7/7/2021	3.736	3.743	3.582	3.385	14.446
836	7/7/2021	2.155	2.309	2.367	1.579	8.409
837	7/7/2021	2.126	2.963	3.163	2.333	10.585
838	7/7/2021	0.506	0.675	0.715	0.515	2.412
839	7/7/2021	2.654	3.232	4.135	3.712	13.732
840	7/7/2021	3.646	3.965	3.855	3.036	14.502
841	7/7/2021	2.064	2.898	3.085	2.649	10.696
843	7/7/2021	1.347	1.964	1.726	2.334	7.370
844	7/7/2021	1.441	1.290	1.205	1.058	4.994
845	7/7/2021	0.973	1.553	1.238	1.087	4.852
846	7/7/2021	0.351	0.298	0.464	0.428	1.541
847	7/7/2021	4.286	4.717	3.721	3.107	15.830
848	7/7/2021	0.502	0.614	0.815	0.717	2.647
849	7/7/2021	1.653	1.951	2.156	1.564	7.323
851	7/7/2021	1.202	1.404	1.609	2.693	6.907
852	7/7/2021	0.515	0.556	1.180	1.374	3.625
853	7/7/2021	0.973	1.003	0.921	0.766	3.664
854	7/7/2021	1.490	1.431	1.376	0.988	5.285
855	7/7/2021	0.800	1.102	1.037	0.906	3.845
856	7/7/2021	3.096	5.423	4.670	3.088	16.276
857	7/7/2021	0.150	0.108	0.220	0.313	0.791
858	7/7/2021	2.259	2.368	2.364	2.053	9.043
859	7/7/2021	4.035	4.440	4.359	3.424	16.259
861	7/7/2021	0.452	0.488	0.509	0.425	1.875
862	7/7/2021	0.768	0.873	1.229	1.466	4.335
863	7/7/2021	0.328	0.307	0.406	0.966	2.007
864	7/7/2021	3.545	4.017	4.476	4.175	16.214
865	7/7/2021	5.163	5.731	5.923	4.935	21.752
866	7/7/2021	0.424	0.454	0.325	0.170	1.373
867	7/7/2021	4.408	4.787	4.479	3.929	17.602
868	7/7/2021	4.205	4.457	3.917	3.251	15.830
869	7/7/2021	2.835	3.071	3.264	2.645	11.816
870	7/7/2021	0.535	0.446	0.716	0.911	2.607
871	7/7/2021	1.300	1.183	1.205	0.943	4.631
872	7/7/2021	1.750	1.804	1.642	1.380	6.576
873	7/7/2021	1.017	0.976	1.038	1.011	4.042
874	7/7/2021	2.869	4.337	3.668	3.153	14.027
875	7/7/2021	1.767	2.138	1.763	1.381	7.048
876	7/7/2021	0.972	1.116	1.215	1.279	4.583
877	7/7/2021	2.903	3.228	3.036	2.889	12.057
879	7/7/2021	0.344	0.867	0.720	0.322	2.253
880	7/7/2021	0.654	1.216	0.699	0.712	3.282
881	7/7/2021	2.140	2.159	2.493	2.403	9.195
882	7/7/2021	1.995	1.598	1.881	2.285	7.758
883	7/7/2021	3.825	4.192	3.845	3.313	15.175
884	7/7/2021	2.408	1.602	1.495	3.168	8.673
885	7/7/2021	1.292	1.909	1.690	1.629	6.520
886	7/7/2021	1.809	2.035	2.152	1.609	7.605
887	7/7/2021	2.414	2.563	2.789	2.227	9.992
888	7/7/2021	0.808	0.787	0.677	0.435	2.708
889	7/7/2021	2.373	2.256	2.283	1.818	8.729
890	7/7/2021	1.621	1.758	2.164	1.487	7.031
891	7/7/2021	2.794	3.156	3.080	2.665	11.695
892	7/7/2021	2.449	2.595	2.621	2.050	9.715
893	7/7/2021	1.301	1.382	1.103	1.212	4.998
894	7/7/2021	2.693	2.822	2.877	2.326	10.717
895	7/7/2021	0.285	0.318	0.350	0.258	1.210
896	7/7/2021	0.639	0.573	1.029	1.001	3.242
898	7/7/2021	0.866	2.022	1.648	1.104	5.641
899	7/7/2021	1.127	1.697	1.571	1.193	5.589

Duke Energy Kentucky
Peak Time Rebate Pilot Program

Customer	Event	Baseline Usage Hour Ending				Total
		4:00	5:00	6:00	7:00	
2	7/15/2021	0.908	0.820	1.500	1.547	4.775
3	7/15/2021	1.470	1.611	2.732	3.424	9.236
4	7/15/2021	2.346	2.463	3.094	3.299	11.203
5	7/15/2021	1.024	0.960	1.568	0.918	4.470
6	7/15/2021	3.002	2.804	3.023	2.422	11.251
7	7/15/2021	1.490	2.386	1.869	1.477	7.223
8	7/15/2021	2.590	3.784	3.939	3.678	13.990
11	7/15/2021	3.898	3.431	4.028	3.455	14.812
12	7/15/2021	2.623	3.357	3.169	3.178	12.326
13	7/15/2021	0.725	1.014	1.674	3.021	6.435
14	7/15/2021	1.646	1.751	1.916	1.467	6.781
15	7/15/2021	1.737	2.374	2.139	1.821	8.070
16	7/15/2021	1.573	2.301	2.279	2.848	9.001
17	7/15/2021	0.312	0.068	0.067	0.063	0.511
18	7/15/2021	1.906	1.644	2.161	1.788	7.500
19	7/15/2021	1.290	1.292	1.114	1.598	5.294
20	7/15/2021	2.217	2.534	3.189	3.211	11.150
21	7/15/2021	2.391	2.343	2.237	2.325	9.297
22	7/15/2021	3.762	3.769	3.605	3.579	14.715
23	7/15/2021	3.443	4.145	4.634	4.248	16.470
24	7/15/2021	1.961	2.107	2.432	2.351	8.851
25	7/15/2021	2.748	1.996	2.258	2.917	9.919
27	7/15/2021	6.331	7.173	7.741	7.083	28.328
28	7/15/2021	1.974	1.866	1.734	1.788	7.362
29	7/15/2021	1.232	1.542	1.370	1.075	5.219
30	7/15/2021	0.730	0.388	0.959	0.885	2.962
32	7/15/2021	2.105	1.700	1.825	1.364	6.994
34	7/15/2021	2.459	1.993	2.274	2.811	9.537
35	7/15/2021	0.458	0.410	0.456	0.670	1.994
36	7/15/2021	2.679	2.950	2.794	2.006	10.430
38	7/15/2021	2.363	2.587	2.795	2.117	9.863
39	7/15/2021	3.404	3.926	4.260	3.905	15.495
42	7/15/2021	0.833	1.216	1.472	1.064	4.584
43	7/15/2021	1.745	1.774	1.537	1.809	6.864
44	7/15/2021	0.905	0.957	1.254	1.144	4.260
46	7/15/2021	3.796	3.449	3.631	3.558	14.434
47	7/15/2021	4.653	4.423	3.897	3.641	16.615
48	7/15/2021	2.100	1.422	2.201	2.441	8.164
49	7/15/2021	4.670	4.156	4.613	4.151	17.590
50	7/15/2021	0.422	0.215	0.256	0.262	1.156
52	7/15/2021	3.152	2.127	3.114	3.465	11.859
53	7/15/2021	0.411	0.414	0.336	0.327	1.488
54	7/15/2021	3.243	4.153	4.483	5.576	17.455
55	7/15/2021	1.221	1.363	1.108	0.732	4.424
56	7/15/2021	1.101	1.389	1.082	0.731	4.303
57	7/15/2021	2.201	2.128	2.122	1.848	8.300
58	7/15/2021	2.047	2.120	2.134	1.869	8.169
59	7/15/2021	1.491	1.592	1.630	1.685	6.398
60	7/15/2021	0.261	0.203	0.346	1.361	2.171
61	7/15/2021	1.887	1.870	2.333	2.190	8.281
62	7/15/2021	1.897	2.127	2.082	1.969	8.075
63	7/15/2021	2.251	1.969	2.418	2.067	8.706
64	7/15/2021	2.988	3.182	3.860	3.422	13.452
65	7/15/2021	1.809	2.459	2.907	3.012	10.188
66	7/15/2021	2.155	2.487	2.894	2.845	10.380
67	7/15/2021	1.910	2.312	2.687	2.634	9.543
68	7/15/2021	1.844	2.222	2.173	2.149	8.389
70	7/15/2021	0.174	0.574	1.446	1.750	3.943
71	7/15/2021	1.718	1.718	1.830	1.997	7.262
73	7/15/2021	2.008	1.696	1.585	1.628	6.917
74	7/15/2021	0.989	1.948	1.426	2.326	6.688

Duke Energy Kentucky
Peak Time Rebate Pilot Program

Customer	Event	Baseline Usage Hour Ending				Total
		4:00	5:00	6:00	7:00	
76	7/15/2021	2.184	1.799	1.786	1.576	7.344
77	7/15/2021	1.870	1.979	2.133	2.472	8.454
78	7/15/2021	5.240	5.366	5.044	4.611	20.261
79	7/15/2021	2.083	1.870	1.466	1.637	7.056
80	7/15/2021	3.115	3.278	2.526	2.917	11.836
81	7/15/2021	2.062	1.926	2.011	2.104	8.102
82	7/15/2021	1.484	1.653	1.488	1.023	5.648
83	7/15/2021	4.069	3.947	4.200	4.201	16.417
84	7/15/2021	0.525	0.467	0.628	0.766	2.386
85	7/15/2021	1.075	1.782	1.283	1.939	6.079
86	7/15/2021	2.749	2.776	2.659	2.285	10.468
88	7/15/2021	2.862	2.976	3.168	3.494	12.500
89	7/15/2021	4.343	4.155	4.151	3.819	16.467
90	7/15/2021	1.852	1.820	1.910	1.828	7.409
91	7/15/2021	3.705	3.328	4.112	3.428	14.573
92	7/15/2021	2.158	2.589	3.071	2.990	10.809
94	7/15/2021	2.842	3.379	3.894	2.151	12.266
95	7/15/2021	0.836	1.898	1.524	1.189	5.447
97	7/15/2021	2.763	2.832	3.597	3.960	13.151
98	7/15/2021	1.946	2.998	3.897	3.539	12.380
99	7/15/2021	2.781	3.113	2.224	2.437	10.555
100	7/15/2021	3.700	3.706	2.951	2.515	12.872
101	7/15/2021	5.559	6.082	4.418	4.804	20.863
102	7/15/2021	0.939	0.964	0.940	1.268	4.111
103	7/15/2021	1.771	1.917	1.884	2.255	7.827
104	7/15/2021	1.187	1.627	1.880	2.431	7.126
105	7/15/2021	5.324	5.795	6.590	6.599	24.307
106	7/15/2021	2.783	2.961	3.432	3.589	12.764
107	7/15/2021	4.143	4.111	3.429	3.742	15.425
108	7/15/2021	1.332	1.364	1.176	1.211	5.084
109	7/15/2021	1.072	0.990	1.047	0.977	4.085
110	7/15/2021	3.072	3.888	3.923	3.875	14.758
111	7/15/2021	0.801	0.949	0.721	0.831	3.302
113	7/15/2021	1.094	1.002	1.271	1.541	4.908
114	7/15/2021	1.940	2.492	2.664	2.141	9.236
115	7/15/2021	1.611	2.291	2.477	2.361	8.740
117	7/15/2021	0.856	0.814	0.966	0.900	3.536
118	7/15/2021	1.476	1.182	1.582	1.991	6.232
120	7/15/2021	1.505	0.694	1.581	1.265	5.046
121	7/15/2021	1.335	2.139	2.481	3.066	9.021
122	7/15/2021	4.952	4.810	4.790	4.426	18.978
123	7/15/2021	1.585	1.703	1.796	1.623	6.707
126	7/15/2021	0.774	0.508	0.927	0.516	2.725
127	7/15/2021	2.305	2.265	2.046	1.985	8.602
128	7/15/2021	2.978	2.793	2.655	3.268	11.694
129	7/15/2021	3.645	3.991	4.264	3.802	15.701
130	7/15/2021	0.693	1.461	2.005	1.626	5.786
131	7/15/2021	2.438	2.522	2.384	2.302	9.645
132	7/15/2021	2.240	3.116	3.042	2.912	11.310
135	7/15/2021	1.163	1.451	1.453	1.403	5.470
136	7/15/2021	4.226	3.752	3.751	3.580	15.309
138	7/15/2021	3.307	3.431	3.120	2.525	12.382
139	7/15/2021	2.982	3.992	4.429	4.455	15.859
140	7/15/2021	3.441	3.145	2.661	2.293	11.540
141	7/15/2021	0.856	1.307	0.982	0.968	4.114
142	7/15/2021	2.400	2.950	2.477	2.719	10.546
145	7/15/2021	1.504	1.254	1.733	2.095	6.586
146	7/15/2021	3.830	3.463	3.036	2.641	12.970
147	7/15/2021	1.570	1.742	1.576	1.176	6.064
148	7/15/2021	1.873	2.384	3.783	3.385	11.425
149	7/15/2021	2.854	3.232	3.313	3.106	12.505
150	7/15/2021	2.687	3.316	2.883	2.316	11.201

Duke Energy Kentucky
Peak Time Rebate Pilot Program

Customer	Event	Baseline Usage Hour Ending				Total
		4:00	5:00	6:00	7:00	
151	7/15/2021	3.667	4.462	5.053	4.690	17.873
152	7/15/2021	3.485	3.455	2.501	3.182	12.623
153	7/15/2021	1.060	1.176	1.559	1.585	5.380
154	7/15/2021	2.275	2.395	2.504	2.183	9.357
155	7/15/2021	0.667	0.656	0.681	0.709	2.712
156	7/15/2021	0.308	0.404	0.357	0.371	1.440
158	7/15/2021	0.890	0.947	1.039	0.993	3.869
160	7/15/2021	0.510	1.050	0.790	0.881	3.232
161	7/15/2021	1.268	2.072	2.198	2.201	7.739
162	7/15/2021	0.366	0.396	0.490	0.827	2.079
164	7/15/2021	3.825	3.853	4.476	3.545	15.699
165	7/15/2021	0.331	0.337	0.320	0.327	1.315
166	7/15/2021	3.116	3.104	2.888	2.967	12.075
167	7/15/2021	1.604	1.166	1.139	0.863	4.772
168	7/15/2021	5.038	5.031	5.849	5.570	21.487
170	7/15/2021	1.255	1.136	1.042	1.559	4.992
171	7/15/2021	3.419	3.536	3.743	3.492	14.189
172	7/15/2021	3.915	3.873	3.771	4.129	15.688
173	7/15/2021	5.350	5.262	5.147	5.008	20.767
174	7/15/2021	1.887	2.516	2.285	1.584	8.272
175	7/15/2021	2.328	2.265	2.152	1.917	8.663
177	7/15/2021	1.621	2.487	2.636	2.560	9.303
178	7/15/2021	3.074	2.813	3.874	4.110	13.871
180	7/15/2021	4.262	5.080	4.472	4.640	18.455
181	7/15/2021	1.222	1.381	1.663	1.554	5.821
182	7/15/2021	0.611	0.211	0.622	0.455	1.899
184	7/15/2021	2.011	2.423	2.942	2.909	10.285
185	7/15/2021	1.104	1.431	1.183	1.376	5.094
187	7/15/2021	3.339	3.656	3.577	3.366	13.939
188	7/15/2021	2.913	2.946	3.141	3.401	12.401
190	7/15/2021	0.966	0.803	0.891	1.266	3.926
191	7/15/2021	3.616	1.373	1.261	1.273	7.522
192	7/15/2021	2.443	2.777	2.968	2.600	10.789
193	7/15/2021	2.062	2.740	2.404	2.393	9.599
194	7/15/2021	2.280	2.474	2.677	2.465	9.898
195	7/15/2021	0.507	1.020	2.952	2.214	6.694
196	7/15/2021	1.656	2.515	3.942	3.772	11.885
197	7/15/2021	0.382	0.364	0.477	0.817	2.040
198	7/15/2021	1.896	1.634	1.557	1.629	6.716
200	7/15/2021	2.898	3.363	3.609	3.024	12.893
202	7/15/2021	1.335	1.720	1.809	1.500	6.365
203	7/15/2021	2.621	2.446	2.074	2.372	9.514
204	7/15/2021	2.161	1.837	2.564	2.071	8.632
205	7/15/2021	3.654	4.471	4.387	3.551	16.063
206	7/15/2021	0.196	0.199	0.200	0.187	0.782
207	7/15/2021	1.118	1.196	1.228	1.206	4.747
208	7/15/2021	3.624	3.694	3.484	3.450	14.253
209	7/15/2021	2.089	1.983	2.168	2.103	8.342
210	7/15/2021	1.899	2.332	3.398	3.612	11.240
211	7/15/2021	2.194	2.401	2.325	2.672	9.593
212	7/15/2021	3.611	3.975	3.818	3.884	15.288
213	7/15/2021	1.038	0.960	0.970	1.044	4.012
214	7/15/2021	0.361	2.371	3.017	2.513	8.263
215	7/15/2021	1.250	1.762	0.845	1.460	5.317
217	7/15/2021	2.919	2.841	2.079	2.213	10.052
218	7/15/2021	1.838	2.620	2.457	2.426	9.342
219	7/15/2021	2.549	2.567	2.671	3.216	11.002
220	7/15/2021	2.699	2.649	2.802	2.392	10.542
221	7/15/2021	2.273	1.656	2.019	3.012	8.960
222	7/15/2021	2.120	2.274	2.415	2.247	9.055
223	7/15/2021	3.611	3.846	4.433	3.769	15.659
225	7/15/2021	3.339	3.589	4.109	3.712	14.749

Duke Energy Kentucky
Peak Time Rebate Pilot Program

Customer	Event	Baseline Usage Hour Ending				Total
		4:00	5:00	6:00	7:00	
226	7/15/2021	3.687	5.963	6.332	4.768	20.749
227	7/15/2021	2.209	2.914	2.934	2.500	10.556
228	7/15/2021	1.682	1.696	1.712	1.636	6.726
229	7/15/2021	3.719	3.318	3.623	3.105	13.765
230	7/15/2021	0.985	0.906	0.600	0.430	2.921
231	7/15/2021	3.005	3.095	3.935	3.551	13.585
232	7/15/2021	1.503	1.932	1.761	1.821	7.017
233	7/15/2021	1.340	1.771	1.585	1.568	6.264
235	7/15/2021	1.020	1.093	1.516	1.286	4.915
236	7/15/2021	1.065	1.355	1.717	1.219	5.356
237	7/15/2021	2.420	2.422	2.682	2.303	9.828
238	7/15/2021	1.268	2.477	2.933	3.016	9.694
239	7/15/2021	1.841	2.153	2.667	2.695	9.356
240	7/15/2021	0.657	1.130	0.949	1.177	3.914
241	7/15/2021	1.495	1.286	1.214	1.306	5.300
242	7/15/2021	3.077	2.923	2.807	2.940	11.747
244	7/15/2021	1.001	0.470	0.988	1.154	3.613
245	7/15/2021	0.784	1.184	0.911	1.157	4.037
246	7/15/2021	1.905	1.448	1.172	1.901	6.425
247	7/15/2021	2.485	2.244	1.950	2.633	9.313
248	7/15/2021	2.363	2.146	1.942	1.901	8.353
249	7/15/2021	1.261	1.462	1.407	1.316	5.446
250	7/15/2021	1.318	1.612	1.984	1.932	6.846
251	7/15/2021	0.828	0.602	0.305	0.414	2.149
253	7/15/2021	2.167	2.180	2.223	2.373	8.942
254	7/15/2021	4.005	4.038	4.256	3.983	16.283
255	7/15/2021	1.477	1.771	2.241	1.811	7.301
256	7/15/2021	2.068	2.267	2.542	2.471	9.348
257	7/15/2021	0.876	1.026	1.299	1.330	4.530
258	7/15/2021	1.270	1.531	1.556	1.191	5.547
259	7/15/2021	3.637	3.701	3.818	4.193	15.349
260	7/15/2021	6.232	6.166	6.187	5.722	24.307
261	7/15/2021	3.391	3.939	3.681	3.681	14.693
262	7/15/2021	2.016	2.120	2.158	1.859	8.153
263	7/15/2021	0.488	0.405	0.511	0.395	1.799
264	7/15/2021	4.330	4.184	4.280	4.105	16.899
265	7/15/2021	4.233	3.445	3.138	3.172	13.989
266	7/15/2021	3.017	2.452	3.169	2.918	11.556
267	7/15/2021	1.621	2.184	2.013	2.031	7.849
268	7/15/2021	4.444	4.415	6.892	7.706	23.456
270	7/15/2021	1.867	1.905	1.966	2.008	7.747
271	7/15/2021	1.873	1.753	2.065	2.385	8.076
272	7/15/2021	0.550	1.051	1.015	0.822	3.437
274	7/15/2021	1.013	1.528	1.637	4.206	8.385
275	7/15/2021	4.636	4.520	4.441	4.342	17.939
276	7/15/2021	2.339	2.768	2.398	2.499	10.004
277	7/15/2021	1.813	2.283	2.075	2.236	8.407
278	7/15/2021	1.570	1.283	1.073	0.926	4.852
279	7/15/2021	3.469	3.112	3.491	3.796	13.869
280	7/15/2021	2.588	2.210	5.309	3.728	13.834
281	7/15/2021	2.511	2.826	2.383	2.565	10.285
282	7/15/2021	1.111	1.074	1.076	1.152	4.413
283	7/15/2021	1.968	2.234	2.166	2.785	9.153
284	7/15/2021	1.181	1.906	3.089	4.237	10.412
285	7/15/2021	2.718	2.967	2.706	2.793	11.184
286	7/15/2021	1.261	1.268	1.025	1.058	4.612
287	7/15/2021	2.130	1.990	2.198	1.822	8.140
288	7/15/2021	1.749	3.706	1.345	1.920	8.720
289	7/15/2021	1.351	1.361	1.445	1.468	5.626
290	7/15/2021	1.204	1.557	1.828	1.738	6.328
291	7/15/2021	1.716	1.848	2.402	2.278	8.244
292	7/15/2021	2.074	2.334	2.243	1.902	8.553

Duke Energy Kentucky
Peak Time Rebate Pilot Program

Customer	Event	Baseline Usage Hour Ending				Total
		4:00	5:00	6:00	7:00	
295	7/15/2021	1.119	3.552	3.132	2.946	10.749
296	7/15/2021	1.010	1.095	1.263	0.809	4.177
297	7/15/2021	2.639	1.846	2.082	1.944	8.511
298	7/15/2021	1.508	1.577	1.633	2.269	6.987
299	7/15/2021	2.011	2.135	2.208	1.809	8.163
300	7/15/2021	0.566	0.954	1.410	1.096	4.025
301	7/15/2021	2.526	2.485	2.498	2.621	10.130
302	7/15/2021	1.910	1.831	1.832	1.679	7.252
304	7/15/2021	2.128	2.612	2.365	2.595	9.700
305	7/15/2021	1.776	1.753	1.807	1.495	6.830
306	7/15/2021	2.016	2.310	2.551	2.824	9.702
307	7/15/2021	2.222	1.515	1.971	2.215	7.924
308	7/15/2021	0.401	0.655	0.688	0.725	2.469
310	7/15/2021	2.073	1.992	2.164	2.184	8.414
313	7/15/2021	2.513	2.741	2.840	2.603	10.697
314	7/15/2021	1.394	1.861	2.246	1.017	6.518
315	7/15/2021	1.738	2.068	1.436	1.307	6.550
316	7/15/2021	2.058	1.717	3.067	2.655	9.497
317	7/15/2021	3.514	3.143	3.484	2.509	12.649
318	7/15/2021	1.985	2.817	2.335	2.329	9.465
319	7/15/2021	1.260	1.310	1.142	1.022	4.734
320	7/15/2021	3.202	3.755	4.124	4.193	15.275
322	7/15/2021	3.481	3.513	3.767	4.235	14.996
324	7/15/2021	4.032	5.696	6.338	4.114	20.181
325	7/15/2021	2.921	2.938	2.881	2.994	11.734
326	7/15/2021	4.639	5.497	6.507	5.700	22.343
327	7/15/2021	1.025	1.979	1.758	1.811	6.574
328	7/15/2021	1.242	1.351	1.123	1.235	4.951
329	7/15/2021	2.235	2.327	2.497	2.194	9.252
330	7/15/2021	3.893	4.283	3.843	4.880	16.899
331	7/15/2021	3.083	3.104	3.228	3.214	12.629
332	7/15/2021	2.341	2.308	3.324	3.522	11.494
333	7/15/2021	1.023	0.946	1.319	1.139	4.427
334	7/15/2021	3.664	3.531	3.476	3.449	14.119
336	7/15/2021	0.469	0.462	0.486	0.497	1.914
337	7/15/2021	1.179	1.162	1.324	1.234	4.899
338	7/15/2021	1.019	1.024	1.002	0.855	3.900
339	7/15/2021	2.725	2.671	2.734	3.181	11.312
340	7/15/2021	0.186	0.201	0.537	1.106	2.030
341	7/15/2021	2.487	2.819	2.732	3.085	11.122
342	7/15/2021	1.368	1.435	1.725	1.481	6.009
343	7/15/2021	1.515	1.543	1.600	1.589	6.247
344	7/15/2021	2.583	2.833	2.643	3.326	11.385
345	7/15/2021	1.197	1.131	1.997	2.416	6.742
346	7/15/2021	3.495	3.722	3.939	3.596	14.752
347	7/15/2021	4.289	4.053	4.088	3.491	15.922
348	7/15/2021	1.538	1.362	1.233	1.534	5.667
350	7/15/2021	2.158	2.212	2.539	3.860	10.768
351	7/15/2021	1.151	1.687	1.028	0.964	4.829
352	7/15/2021	0.604	1.405	1.469	1.645	5.124
353	7/15/2021	3.863	3.374	3.575	3.012	13.825
354	7/15/2021	3.000	2.990	3.482	2.631	12.103
355	7/15/2021	0.305	0.309	0.308	0.299	1.220
356	7/15/2021	2.268	3.536	2.041	1.679	9.524
357	7/15/2021	4.049	3.827	3.870	3.370	15.117
358	7/15/2021	2.906	3.061	3.870	4.526	14.364
359	7/15/2021	2.983	3.706	3.580	3.538	13.808
360	7/15/2021	2.764	2.474	2.873	2.261	10.373
361	7/15/2021	2.226	2.127	2.269	2.160	8.782
362	7/15/2021	1.634	1.903	2.076	2.026	7.639
363	7/15/2021	2.136	2.624	3.009	4.269	12.038
364	7/15/2021	2.089	1.713	1.907	2.347	8.055

Duke Energy Kentucky
Peak Time Rebate Pilot Program

Customer	Event	Baseline Usage Hour Ending				Total
		4:00	5:00	6:00	7:00	
365	7/15/2021	0.773	0.654	0.746	0.895	3.069
366	7/15/2021	0.185	0.798	0.614	0.654	2.251
367	7/15/2021	1.409	1.609	1.516	1.829	6.363
368	7/15/2021	0.926	1.223	1.558	1.248	4.954
370	7/15/2021	1.865	3.250	2.925	2.069	10.110
371	7/15/2021	1.422	1.486	1.102	1.535	5.544
372	7/15/2021	2.235	2.179	1.862	2.127	8.402
374	7/15/2021	0.389	0.921	0.850	1.227	3.387
375	7/15/2021	4.539	5.425	5.711	5.006	20.681
376	7/15/2021	3.265	3.314	3.344	3.024	12.947
377	7/15/2021	2.835	2.891	3.635	3.568	12.928
378	7/15/2021	2.558	2.188	2.436	2.008	9.190
380	7/15/2021	0.917	0.884	0.939	1.018	3.758
381	7/15/2021	1.370	0.957	0.810	1.100	4.237
383	7/15/2021	2.187	2.477	2.427	2.656	9.748
384	7/15/2021	2.829	2.843	2.831	2.953	11.456
385	7/15/2021	0.730	1.033	1.069	0.864	3.696
386	7/15/2021	2.752	2.671	2.136	2.295	9.854
387	7/15/2021	1.751	2.125	2.294	2.940	9.110
388	7/15/2021	1.802	2.026	1.812	1.828	7.467
389	7/15/2021	0.991	1.591	3.037	2.371	7.990
390	7/15/2021	0.330	0.316	0.245	0.391	1.283
392	7/15/2021	2.552	2.572	1.732	2.704	9.560
393	7/15/2021	0.905	1.029	0.743	0.594	3.271
395	7/15/2021	0.363	0.272	0.216	0.253	1.103
396	7/15/2021	2.923	3.000	3.344	2.971	12.238
397	7/15/2021	2.752	3.513	3.035	2.480	11.780
398	7/15/2021	3.389	3.044	3.125	3.592	13.150
399	7/15/2021	3.519	3.551	3.550	3.125	13.746
400	7/15/2021	1.334	1.223	1.578	1.403	5.538
402	7/15/2021	0.635	0.900	1.002	1.399	3.936
403	7/15/2021	1.500	1.342	1.220	1.127	5.189
404	7/15/2021	3.732	3.610	3.753	3.408	14.504
405	7/15/2021	0.992	0.838	1.044	1.250	4.124
407	7/15/2021	2.486	2.747	2.753	2.735	10.720
408	7/15/2021	2.410	2.601	2.385	2.272	9.668
409	7/15/2021	0.486	0.653	0.638	0.704	2.481
410	7/15/2021	2.386	2.207	2.319	2.312	9.224
411	7/15/2021	1.872	2.552	2.720	3.335	10.477
412	7/15/2021	1.712	1.221	1.507	1.796	6.237
413	7/15/2021	1.307	0.814	1.915	2.564	6.600
414	7/15/2021	3.339	3.584	3.696	3.484	14.103
415	7/15/2021	1.199	1.445	1.352	1.000	4.996
416	7/15/2021	2.646	2.915	3.095	3.594	12.250
417	7/15/2021	1.216	1.293	1.549	1.797	5.855
418	7/15/2021	1.698	1.619	2.104	2.083	7.504
419	7/15/2021	3.320	3.812	4.063	4.302	15.497
420	7/15/2021	4.543	4.457	5.817	5.087	19.904
421	7/15/2021	0.952	0.984	1.176	0.683	3.795
422	7/15/2021	1.243	1.522	0.878	0.677	4.320
423	7/15/2021	3.482	3.937	4.369	4.005	15.793
424	7/15/2021	3.194	2.951	2.993	2.967	12.105
426	7/15/2021	0.710	0.955	0.695	1.553	3.913
427	7/15/2021	2.539	3.201	3.388	3.112	12.239
428	7/15/2021	0.818	0.860	0.960	1.072	3.709
429	7/15/2021	1.717	2.419	2.747	2.631	9.514
430	7/15/2021	2.565	2.625	3.004	3.593	11.787
431	7/15/2021	4.391	3.889	4.120	4.169	16.569
432	7/15/2021	2.962	2.526	2.660	2.422	10.569
433	7/15/2021	1.704	2.652	1.844	2.013	8.213
434	7/15/2021	6.634	6.757	6.571	6.708	26.670
435	7/15/2021	7.137	6.185	6.958	5.953	26.234

Duke Energy Kentucky
Peak Time Rebate Pilot Program

Customer	Event	Baseline Usage Hour Ending				Total
		4:00	5:00	6:00	7:00	
436	7/15/2021	1.366	1.508	1.392	1.241	5.507
437	7/15/2021	0.444	0.428	0.423	0.527	1.822
438	7/15/2021	1.490	1.853	1.416	1.883	6.642
439	7/15/2021	5.416	4.751	5.118	6.017	21.301
440	7/15/2021	2.177	2.898	3.534	3.745	12.353
441	7/15/2021	0.255	0.647	0.482	0.234	1.618
442	7/15/2021	2.791	2.694	3.022	2.894	11.401
443	7/15/2021	1.439	1.177	1.184	1.318	5.117
444	7/15/2021	4.123	4.018	4.401	3.567	16.109
445	7/15/2021	1.385	1.110	1.729	1.443	5.667
446	7/15/2021	0.330	0.175	0.244	0.270	1.019
447	7/15/2021	4.358	4.319	4.273	3.910	16.860
448	7/15/2021	3.294	3.070	2.557	3.135	12.056
449	7/15/2021	3.067	2.520	2.685	3.161	11.434
450	7/15/2021	0.815	0.539	0.709	0.712	2.775
451	7/15/2021	5.396	5.186	5.756	5.003	21.341
452	7/15/2021	2.866	2.788	2.800	2.799	11.253
456	7/15/2021	2.709	2.636	2.237	2.440	10.022
457	7/15/2021	2.606	2.600	2.679	2.737	10.623
458	7/15/2021	2.735	2.912	2.840	2.633	11.120
459	7/15/2021	2.034	2.722	2.579	2.341	9.676
460	7/15/2021	1.565	1.122	1.517	1.630	5.834
461	7/15/2021	2.298	1.992	1.751	1.688	7.730
462	7/15/2021	1.286	1.488	1.331	1.278	5.383
463	7/15/2021	2.797	3.138	3.177	3.146	12.259
464	7/15/2021	1.887	1.635	1.971	2.212	7.706
465	7/15/2021	0.813	2.522	1.707	1.409	6.451
466	7/15/2021	2.208	1.678	1.975	2.137	7.999
467	7/15/2021	2.995	3.347	3.636	3.280	13.257
468	7/15/2021	0.470	0.472	0.496	0.545	1.983
470	7/15/2021	2.478	2.604	2.402	2.151	9.635
472	7/15/2021	3.051	3.732	3.479	3.762	14.024
474	7/15/2021	1.467	1.243	1.439	1.666	5.815
475	7/15/2021	0.332	0.338	0.146	0.235	1.051
476	7/15/2021	0.821	0.963	0.804	0.825	3.414
477	7/15/2021	1.005	1.374	1.221	1.125	4.725
478	7/15/2021	0.593	0.724	1.003	1.077	3.397
479	7/15/2021	1.924	2.104	3.285	2.979	10.293
480	7/15/2021	3.090	4.654	6.191	8.815	22.750
481	7/15/2021	3.119	3.568	4.305	3.999	14.992
482	7/15/2021	2.550	2.873	3.894	3.380	12.697
483	7/15/2021	0.776	0.786	0.723	0.732	3.017
484	7/15/2021	2.368	2.284	1.787	2.088	8.527
486	7/15/2021	3.994	3.522	4.401	4.717	16.633
487	7/15/2021	2.046	2.080	2.928	3.166	10.220
488	7/15/2021	2.524	2.674	2.848	2.708	10.754
489	7/15/2021	1.812	1.703	1.884	1.907	7.306
490	7/15/2021	1.610	1.478	1.660	1.680	6.429
491	7/15/2021	2.579	2.450	2.090	1.231	8.349
492	7/15/2021	2.331	2.937	2.857	2.662	10.787
493	7/15/2021	4.684	4.789	4.748	4.805	19.027
494	7/15/2021	1.980	1.735	2.391	1.745	7.851
495	7/15/2021	2.094	1.874	2.455	2.104	8.527
496	7/15/2021	0.902	0.453	1.176	1.425	3.956
497	7/15/2021	8.606	8.988	10.727	9.081	37.402
498	7/15/2021	0.208	0.315	0.296	0.228	1.047
499	7/15/2021	2.679	3.171	4.046	3.857	13.753
500	7/15/2021	1.297	0.845	0.453	0.637	3.232
501	7/15/2021	0.478	0.543	0.877	1.002	2.900
503	7/15/2021	3.164	3.283	2.974	3.528	12.950
505	7/15/2021	0.781	0.803	0.792	0.733	3.109
507	7/15/2021	2.569	2.824	4.436	4.449	14.277

Duke Energy Kentucky
Peak Time Rebate Pilot Program

Customer	Event	Baseline Usage Hour Ending				Total
		4:00	5:00	6:00	7:00	
508	7/15/2021	2.004	2.710	2.001	1.830	8.544
509	7/15/2021	2.377	3.061	2.294	2.231	9.962
510	7/15/2021	2.680	2.373	3.193	4.261	12.507
511	7/15/2021	3.126	3.528	3.214	2.960	12.828
512	7/15/2021	2.067	2.792	2.728	2.930	10.518
514	7/15/2021	4.282	4.098	3.726	3.414	15.519
515	7/15/2021	2.052	2.615	2.522	2.451	9.641
516	7/15/2021	4.163	3.966	0.540	0.297	8.966
517	7/15/2021	1.269	0.846	0.889	0.408	3.412
518	7/15/2021	1.720	2.267	2.562	2.491	9.040
520	7/15/2021	4.707	5.127	6.485	6.018	22.338
521	7/15/2021	1.430	2.154	2.256	3.017	8.857
522	7/15/2021	1.453	0.766	1.047	1.139	4.405
523	7/15/2021	2.088	2.640	2.606	2.573	9.907
524	7/15/2021	2.366	3.049	2.083	1.797	9.296
526	7/15/2021	1.998	2.061	2.286	1.899	8.244
527	7/15/2021	1.222	1.613	1.953	1.904	6.693
528	7/15/2021	4.764	4.940	5.460	4.486	19.650
529	7/15/2021	3.206	3.058	3.925	3.388	13.577
530	7/15/2021	0.156	0.148	0.300	0.175	0.779
531	7/15/2021	2.124	2.231	2.282	2.558	9.196
532	7/15/2021	1.062	1.070	1.053	1.029	4.215
533	7/15/2021	0.547	0.489	0.560	0.437	2.033
534	7/15/2021	0.696	0.634	0.509	0.468	2.307
535	7/15/2021	2.642	2.859	3.524	2.923	11.949
536	7/15/2021	3.441	3.503	3.330	2.830	13.103
537	7/15/2021	1.300	1.274	1.747	1.336	5.657
538	7/15/2021	3.746	4.287	4.947	4.106	17.087
539	7/15/2021	1.966	1.546	1.869	2.865	8.246
540	7/15/2021	1.388	1.528	1.512	1.183	5.611
541	7/15/2021	0.445	0.514	0.539	0.552	2.050
542	7/15/2021	2.157	1.914	1.853	1.651	7.575
543	7/15/2021	3.565	3.618	3.480	3.191	13.854
544	7/15/2021	2.789	3.454	3.690	3.682	13.616
545	7/15/2021	2.118	2.411	1.916	2.075	8.520
546	7/15/2021	4.934	4.596	5.348	5.394	20.272
547	7/15/2021	1.829	2.040	1.648	1.973	7.489
548	7/15/2021	1.407	1.215	1.088	1.191	4.900
549	7/15/2021	0.789	0.730	0.947	0.531	2.997
550	7/15/2021	2.436	2.149	1.543	1.465	7.593
551	7/15/2021	1.078	0.664	1.007	1.115	3.865
552	7/15/2021	1.514	1.308	1.231	1.163	5.216
553	7/15/2021	0.984	0.779	1.111	1.036	3.910
554	7/15/2021	2.745	3.148	2.860	4.028	12.781
555	7/15/2021	3.813	4.246	3.851	3.720	15.630
556	7/15/2021	0.813	0.703	0.650	1.008	3.174
557	7/15/2021	2.123	2.900	3.629	3.996	12.647
558	7/15/2021	0.953	1.899	2.563	2.219	7.634
559	7/15/2021	4.377	4.030	3.447	3.272	15.126
560	7/15/2021	2.696	3.194	3.846	3.613	13.348
561	7/15/2021	2.788	2.004	2.774	2.034	9.600
562	7/15/2021	2.641	2.807	3.060	2.511	11.019
563	7/15/2021	1.926	2.146	1.928	1.713	7.713
565	7/15/2021	3.747	3.750	4.061	4.413	15.971
566	7/15/2021	1.040	1.499	1.338	1.374	5.250
567	7/15/2021	1.480	2.003	2.466	2.416	8.365
568	7/15/2021	0.192	0.471	0.881	0.828	2.372
569	7/15/2021	0.575	0.898	0.903	0.846	3.222
570	7/15/2021	0.613	0.948	1.181	1.439	4.181
571	7/15/2021	2.208	2.490	2.339	2.303	9.340
572	7/15/2021	3.693	4.052	3.726	3.142	14.613
573	7/15/2021	0.897	0.630	0.666	0.722	2.916

Duke Energy Kentucky
Peak Time Rebate Pilot Program

Customer	Event	Baseline Usage Hour Ending				Total
		4:00	5:00	6:00	7:00	
574	7/15/2021	0.560	1.023	0.830	0.616	3.029
575	7/15/2021	2.433	2.364	2.531	3.292	10.620
576	7/15/2021	5.819	5.756	6.286	5.413	23.275
577	7/15/2021	1.024	1.015	1.117	1.074	4.231
578	7/15/2021	1.765	1.861	2.139	1.758	7.523
579	7/15/2021	3.441	3.119	3.309	4.070	13.939
580	7/15/2021	3.892	4.594	5.789	3.823	18.097
581	7/15/2021	2.719	2.944	3.166	3.023	11.853
582	7/15/2021	2.415	2.749	3.549	3.960	12.673
584	7/15/2021	1.292	1.429	1.743	1.233	5.698
585	7/15/2021	1.685	0.732	1.239	1.205	4.860
586	7/15/2021	4.281	4.074	4.160	4.219	16.733
587	7/15/2021	1.987	1.797	3.020	2.081	8.885
588	7/15/2021	3.533	3.239	5.041	4.919	16.733
589	7/15/2021	2.401	2.216	2.084	2.243	8.943
590	7/15/2021	0.483	0.703	0.741	0.940	2.868
591	7/15/2021	1.759	2.217	1.958	1.965	7.900
592	7/15/2021	1.495	1.737	1.406	1.346	5.984
593	7/15/2021	2.400	2.386	2.552	2.661	9.999
594	7/15/2021	1.928	1.856	2.010	2.013	7.806
595	7/15/2021	1.082	1.399	2.122	1.759	6.361
596	7/15/2021	0.720	1.481	1.431	1.137	4.768
597	7/15/2021	4.945	5.179	5.173	4.699	19.997
598	7/15/2021	1.851	2.502	2.351	2.048	8.753
599	7/15/2021	2.242	2.218	2.334	2.216	9.010
600	7/15/2021	2.372	2.595	2.947	2.520	10.434
601	7/15/2021	4.372	3.840	4.941	4.946	18.100
602	7/15/2021	2.105	2.163	2.460	3.028	9.757
603	7/15/2021	3.964	3.879	4.202	4.851	16.896
604	7/15/2021	1.076	1.328	2.211	1.920	6.535
605	7/15/2021	0.807	0.846	0.810	1.229	3.692
606	7/15/2021	0.026	0.007	0.042	0.028	0.103
608	7/15/2021	4.600	4.555	4.434	4.100	17.689
609	7/15/2021	0.675	0.510	0.577	0.885	2.647
610	7/15/2021	2.011	2.041	2.093	2.174	8.319
611	7/15/2021	1.835	2.474	3.312	3.560	11.180
612	7/15/2021	1.414	1.326	1.488	1.481	5.709
613	7/15/2021	2.115	1.882	2.594	2.696	9.288
614	7/15/2021	2.886	2.697	3.070	2.393	11.046
615	7/15/2021	2.134	1.783	1.953	1.648	7.517
616	7/15/2021	1.233	1.260	1.325	1.118	4.936
617	7/15/2021	1.808	1.520	1.517	1.491	6.335
618	7/15/2021	1.302	0.475	0.808	0.840	3.425
619	7/15/2021	0.735	0.932	1.136	1.505	4.308
620	7/15/2021	1.464	1.122	1.161	1.016	4.763
621	7/15/2021	2.940	3.022	3.008	3.885	12.856
622	7/15/2021	1.914	1.812	2.304	2.188	8.218
623	7/15/2021	2.246	2.326	2.343	2.534	9.449
624	7/15/2021	2.184	2.184	2.216	2.122	8.706
625	7/15/2021	1.388	1.600	1.497	1.344	5.830
626	7/15/2021	0.890	1.592	0.973	0.632	4.087
627	7/15/2021	1.512	2.016	1.746	1.636	6.910
628	7/15/2021	2.754	2.240	2.902	2.867	10.762
629	7/15/2021	1.702	2.245	2.209	1.823	7.979
630	7/15/2021	1.871	2.192	2.670	3.246	9.978
631	7/15/2021	3.195	2.779	3.108	3.009	12.092
632	7/15/2021	0.430	0.492	0.513	0.728	2.163
633	7/15/2021	1.277	0.969	1.001	1.045	4.292
634	7/15/2021	2.371	2.574	3.259	3.118	11.323
635	7/15/2021	1.676	1.756	1.717	1.826	6.976
636	7/15/2021	2.115	1.898	1.769	1.335	7.117
637	7/15/2021	1.134	1.742	1.333	1.516	5.724

Duke Energy Kentucky
Peak Time Rebate Pilot Program

Customer	Event	Baseline Usage Hour Ending				Total
		4:00	5:00	6:00	7:00	
639	7/15/2021	2.234	2.319	2.152	2.069	8.773
640	7/15/2021	0.690	0.907	1.577	1.455	4.628
641	7/15/2021	4.489	4.939	5.664	5.218	20.310
642	7/15/2021	0.611	0.961	1.036	1.039	3.647
644	7/15/2021	4.733	4.549	4.625	5.171	19.078
645	7/15/2021	0.621	0.927	1.098	1.093	3.740
646	7/15/2021	2.034	2.408	2.906	2.528	9.876
647	7/15/2021	1.828	2.143	1.780	2.263	8.014
648	7/15/2021	3.353	3.196	3.459	3.422	13.431
649	7/15/2021	1.692	1.762	1.758	1.673	6.884
650	7/15/2021	3.049	2.882	2.631	2.571	11.134
651	7/15/2021	7.498	6.940	6.321	6.468	27.227
652	7/15/2021	0.928	1.121	1.141	1.491	4.681
653	7/15/2021	1.552	1.389	1.180	1.211	5.332
654	7/15/2021	2.059	2.009	1.958	1.897	7.922
655	7/15/2021	0.421	0.435	0.573	0.484	1.914
657	7/15/2021	0.502	0.465	0.570	0.602	2.140
658	7/15/2021	5.080	7.349	9.258	8.669	30.356
659	7/15/2021	2.162	2.197	2.202	1.879	8.441
660	7/15/2021	1.416	1.667	2.004	2.091	7.178
661	7/15/2021	1.258	1.036	1.193	1.162	4.650
662	7/15/2021	0.965	0.848	0.938	0.933	3.684
663	7/15/2021	2.845	2.100	2.026	2.361	9.333
665	7/15/2021	1.022	1.226	1.008	1.024	4.282
666	7/15/2021	3.529	3.718	3.473	3.184	13.903
667	7/15/2021	1.901	1.836	1.962	1.964	7.662
668	7/15/2021	6.323	6.211	6.072	5.798	24.404
669	7/15/2021	2.917	2.450	2.419	2.642	10.428
670	7/15/2021	1.531	1.626	1.827	1.808	6.792
672	7/15/2021	2.709	2.666	2.372	2.946	10.692
673	7/15/2021	0.947	1.074	1.879	2.714	6.613
674	7/15/2021	4.127	4.132	3.531	3.915	15.704
675	7/15/2021	1.696	1.730	2.466	2.530	8.422
676	7/15/2021	2.458	2.229	3.437	2.694	10.818
677	7/15/2021	4.235	4.416	4.582	4.299	17.532
678	7/15/2021	3.492	3.851	4.109	4.182	15.634
679	7/15/2021	2.978	3.037	3.307	3.305	12.627
680	7/15/2021	1.163	1.463	1.410	1.446	5.482
681	7/15/2021	2.328	1.952	1.491	1.071	6.843
682	7/15/2021	1.975	2.597	3.967	4.049	12.589
683	7/15/2021	1.916	1.965	1.949	1.775	7.604
685	7/15/2021	3.609	4.565	4.795	3.765	16.733
686	7/15/2021	4.058	4.462	4.293	4.060	16.872
687	7/15/2021	3.316	2.994	3.159	2.678	12.146
688	7/15/2021	1.694	2.187	2.753	2.887	9.521
689	7/15/2021	0.004	0.196	0.155	0.263	0.618
690	7/15/2021	2.926	3.455	3.635	3.013	13.029
691	7/15/2021	0.513	0.584	0.780	0.824	2.700
692	7/15/2021	2.656	3.196	3.102	4.458	13.412
693	7/15/2021	2.225	2.624	2.636	3.416	10.901
694	7/15/2021	0.906	1.209	1.261	1.243	4.619
695	7/15/2021	2.858	2.470	3.022	2.504	10.854
696	7/15/2021	0.870	0.481	0.622	0.604	2.576
697	7/15/2021	0.541	0.481	0.528	0.655	2.205
698	7/15/2021	1.156	1.065	1.665	1.230	5.116
699	7/15/2021	1.426	0.978	1.111	3.093	6.609
700	7/15/2021	2.243	2.017	2.145	1.750	8.155
701	7/15/2021	4.916	5.209	6.515	5.396	22.036
703	7/15/2021	2.010	2.122	2.322	2.774	9.227
704	7/15/2021	0.390	0.450	0.421	0.469	1.730
705	7/15/2021	3.118	2.669	2.805	2.538	11.130
706	7/15/2021	0.469	0.511	1.165	1.003	3.148

Duke Energy Kentucky
Peak Time Rebate Pilot Program

Customer	Event	Baseline Usage Hour Ending				Total
		4:00	5:00	6:00	7:00	
707	7/15/2021	2.497	2.401	3.673	3.370	11.941
708	7/15/2021	0.622	0.432	0.464	1.150	2.667
709	7/15/2021	1.276	1.368	2.001	1.758	6.403
710	7/15/2021	0.838	2.357	2.632	2.928	8.756
711	7/15/2021	3.863	3.916	4.214	4.582	16.576
712	7/15/2021	1.266	1.279	1.071	1.609	5.225
713	7/15/2021	1.739	1.483	2.363	3.581	9.166
714	7/15/2021	1.609	1.723	1.669	1.549	6.551
715	7/15/2021	0.931	0.796	0.704	0.881	3.312
716	7/15/2021	2.045	1.810	1.827	1.718	7.400
719	7/15/2021	4.060	3.606	2.960	2.899	13.525
720	7/15/2021	1.370	1.172	1.779	1.859	6.180
721	7/15/2021	1.215	1.182	1.224	1.179	4.800
722	7/15/2021	2.275	2.087	2.696	2.679	9.736
724	7/15/2021	2.911	3.189	2.415	3.356	11.871
725	7/15/2021	0.223	0.211	0.243	0.276	0.953
728	7/15/2021	1.298	1.705	1.594	1.380	5.977
729	7/15/2021	0.931	1.033	1.334	1.042	4.340
730	7/15/2021	2.115	2.106	2.406	2.144	8.771
731	7/15/2021	0.306	0.339	0.379	0.313	1.336
732	7/15/2021	5.264	5.448	5.416	8.309	24.437
733	7/15/2021	1.580	1.525	1.572	1.829	6.505
734	7/15/2021	1.822	1.572	2.061	1.881	7.336
737	7/15/2021	2.029	2.106	1.591	1.229	6.955
738	7/15/2021	1.293	1.318	1.448	0.734	4.793
739	7/15/2021	1.343	1.681	1.969	2.266	7.260
740	7/15/2021	2.553	1.516	1.301	1.334	6.703
741	7/15/2021	4.055	3.896	4.018	3.399	15.368
743	7/15/2021	1.209	1.559	1.288	1.420	5.476
744	7/15/2021	0.989	1.599	1.520	1.465	5.573
745	7/15/2021	1.606	1.802	2.293	2.449	8.150
746	7/15/2021	3.727	4.328	4.721	4.477	17.253
747	7/15/2021	1.598	1.585	1.127	1.410	5.720
748	7/15/2021	4.056	4.459	5.308	5.913	19.736
749	7/15/2021	0.596	0.768	1.037	0.641	3.042
750	7/15/2021	1.868	2.346	2.613	2.078	8.905
751	7/15/2021	2.871	3.634	3.493	3.068	13.066
752	7/15/2021	3.611	4.271	4.841	4.856	17.580
753	7/15/2021	1.827	1.860	2.362	2.118	8.167
754	7/15/2021	3.732	3.870	3.443	3.407	14.451
755	7/15/2021	3.193	3.213	3.055	2.679	12.140
756	7/15/2021	0.399	0.794	0.714	0.760	2.666
757	7/15/2021	4.844	5.263	3.052	3.398	16.557
758	7/15/2021	4.458	4.283	4.828	4.032	17.602
759	7/15/2021	1.925	1.948	1.894	1.666	7.433
760	7/15/2021	1.176	1.217	1.317	1.544	5.254
761	7/15/2021	2.930	3.533	4.021	3.461	13.944
762	7/15/2021	0.994	1.011	1.139	1.500	4.644
763	7/15/2021	0.755	0.745	0.848	0.853	3.200
764	7/15/2021	3.087	2.794	2.699	2.570	11.150
765	7/15/2021	3.427	3.681	4.284	4.129	15.521
766	7/15/2021	1.703	1.656	1.613	1.519	6.491
767	7/15/2021	1.078	1.196	1.195	1.027	4.497
768	7/15/2021	1.444	1.573	1.565	1.539	6.121
769	7/15/2021	4.303	4.013	4.559	3.428	16.303
771	7/15/2021	0.701	0.474	0.425	0.985	2.585
772	7/15/2021	1.112	1.124	1.037	1.091	4.364
773	7/15/2021	1.055	0.961	1.084	1.037	4.137
774	7/15/2021	2.109	1.945	1.939	2.384	8.377
775	7/15/2021	0.972	1.000	1.206	1.281	4.459
776	7/15/2021	2.378	2.258	2.768	2.572	9.976
777	7/15/2021	3.810	3.662	3.625	3.360	14.456

Duke Energy Kentucky
Peak Time Rebate Pilot Program

Customer	Event	Baseline Usage Hour Ending				Total
		4:00	5:00	6:00	7:00	
778	7/15/2021	1.715	1.480	1.249	1.097	5.540
779	7/15/2021	1.736	2.027	2.150	3.208	9.120
780	7/15/2021	0.576	0.406	0.505	0.584	2.071
781	7/15/2021	2.917	3.811	2.351	2.294	11.373
782	7/15/2021	2.058	2.480	2.280	2.118	8.936
783	7/15/2021	2.586	2.378	2.027	3.031	10.022
784	7/15/2021	1.430	1.474	1.331	1.083	5.318
785	7/15/2021	4.640	3.802	4.439	4.860	17.741
786	7/15/2021	0.565	0.471	0.578	0.447	2.061
787	7/15/2021	1.257	1.043	1.108	1.337	4.745
789	7/15/2021	2.266	2.370	2.851	3.459	10.946
790	7/15/2021	0.984	1.607	0.897	0.974	4.463
793	7/15/2021	1.618	2.049	2.236	1.913	7.816
794	7/15/2021	2.953	3.100	2.585	2.933	11.571
796	7/15/2021	1.289	1.124	1.204	1.071	4.688
797	7/15/2021	0.217	0.200	0.463	0.432	1.313
798	7/15/2021	1.177	1.095	1.083	1.034	4.389
799	7/15/2021	0.979	0.985	1.267	1.058	4.290
800	7/15/2021	1.012	1.177	1.580	1.506	5.275
802	7/15/2021	2.477	2.197	1.653	1.570	7.896
805	7/15/2021	0.727	0.905	2.580	2.381	6.594
810	7/15/2021	1.967	1.855	2.246	2.353	8.421
813	7/15/2021	1.466	1.921	1.967	1.979	7.332
814	7/15/2021	1.475	1.414	1.603	1.788	6.279
815	7/15/2021	3.797	3.443	3.140	2.893	13.273
816	7/15/2021	2.951	2.633	3.878	3.571	13.034
817	7/15/2021	3.014	2.716	2.599	2.474	10.803
818	7/15/2021	3.644	3.477	3.699	3.757	14.577
819	7/15/2021	1.665	1.361	1.345	1.643	6.014
820	7/15/2021	1.208	1.152	1.258	1.120	4.739
821	7/15/2021	1.737	2.076	2.305	3.193	9.311
822	7/15/2021	1.613	2.243	2.031	1.613	7.500
823	7/15/2021	0.820	1.048	1.261	1.433	4.563
824	7/15/2021	2.734	3.432	3.160	3.143	12.468
825	7/15/2021	2.409	2.375	2.880	2.596	10.259
826	7/15/2021	1.136	1.657	2.201	1.961	6.955
827	7/15/2021	3.146	2.917	2.097	2.583	10.743
828	7/15/2021	1.681	1.709	2.346	2.154	7.889
829	7/15/2021	3.304	3.284	3.390	3.620	13.598
830	7/15/2021	2.494	3.050	3.143	3.931	12.618
831	7/15/2021	2.047	1.838	1.903	1.667	7.455
832	7/15/2021	0.855	0.909	1.207	1.204	4.174
833	7/15/2021	1.926	3.276	3.572	3.681	12.455
834	7/15/2021	0.203	0.250	0.443	0.332	1.228
835	7/15/2021	4.762	4.959	3.886	3.541	17.148
836	7/15/2021	2.129	2.401	2.735	2.082	9.346
837	7/15/2021	2.561	3.220	2.955	2.345	11.081
838	7/15/2021	0.521	0.689	0.736	0.625	2.571
839	7/15/2021	3.107	3.625	4.394	4.220	15.345
840	7/15/2021	4.046	3.987	3.933	3.811	15.777
841	7/15/2021	2.090	2.797	3.196	3.294	11.376
843	7/15/2021	1.766	2.067	2.426	2.397	8.655
844	7/15/2021	1.655	1.560	1.386	1.276	5.877
845	7/15/2021	1.592	1.883	1.437	1.390	6.302
846	7/15/2021	0.370	0.445	0.330	0.418	1.563
847	7/15/2021	3.880	3.900	3.513	3.506	14.798
848	7/15/2021	0.387	0.443	1.064	0.893	2.787
849	7/15/2021	1.727	2.237	2.516	2.471	8.950
851	7/15/2021	1.289	1.310	1.353	2.659	6.610
852	7/15/2021	0.777	1.044	1.579	2.158	5.558
853	7/15/2021	1.024	1.104	1.138	1.088	4.354
854	7/15/2021	2.057	1.685	1.589	1.508	6.839

Duke Energy Kentucky
Peak Time Rebate Pilot Program

Customer	Event	Baseline Usage Hour Ending				Total
		4:00	5:00	6:00	7:00	
855	7/15/2021	1.138	1.308	1.190	1.149	4.784
856	7/15/2021	2.194	4.983	4.367	3.914	15.458
857	7/15/2021	0.196	0.077	0.119	0.311	0.703
858	7/15/2021	2.676	2.772	2.994	2.887	11.329
859	7/15/2021	3.673	3.970	4.416	4.209	16.267
861	7/15/2021	0.581	0.623	0.587	0.672	2.463
862	7/15/2021	0.465	0.590	1.016	2.277	4.348
863	7/15/2021	0.659	0.447	0.611	1.171	2.887
864	7/15/2021	3.391	3.965	3.696	3.814	14.866
865	7/15/2021	5.830	6.406	6.131	5.859	24.227
866	7/15/2021	0.339	0.363	0.290	0.216	1.208
867	7/15/2021	4.119	4.383	5.058	3.801	17.361
868	7/15/2021	3.807	3.951	3.669	3.567	14.995
869	7/15/2021	2.141	2.481	3.146	3.480	11.248
870	7/15/2021	0.645	0.496	0.837	0.934	2.912
871	7/15/2021	1.280	1.181	1.158	1.007	4.626
872	7/15/2021	2.224	2.045	2.139	2.459	8.867
873	7/15/2021	0.692	0.698	0.918	0.964	3.272
874	7/15/2021	3.279	4.360	4.079	3.665	15.382
875	7/15/2021	2.545	2.625	2.319	1.816	9.306
876	7/15/2021	1.361	1.347	1.363	1.341	5.412
877	7/15/2021	3.316	3.471	3.787	3.833	14.408
879	7/15/2021	0.720	0.854	0.570	0.234	2.378
880	7/15/2021	0.856	1.265	0.784	0.976	3.881
881	7/15/2021	2.023	2.186	2.502	2.843	9.554
882	7/15/2021	1.951	1.733	1.927	2.079	7.689
883	7/15/2021	3.983	3.977	3.887	3.873	15.721
884	7/15/2021	2.485	1.749	1.963	3.900	10.098
885	7/15/2021	2.134	1.846	1.950	1.742	7.673
886	7/15/2021	1.987	2.061	2.233	2.509	8.789
887	7/15/2021	2.092	2.089	2.203	2.297	8.681
888	7/15/2021	1.055	0.900	0.770	0.689	3.414
889	7/15/2021	2.467	2.326	2.426	2.146	9.364
890	7/15/2021	2.108	2.509	2.765	2.186	9.569
891	7/15/2021	2.903	2.835	2.969	2.914	11.621
892	7/15/2021	3.045	2.590	2.710	2.084	10.429
893	7/15/2021	0.818	0.887	0.852	1.392	3.949
894	7/15/2021	2.731	2.631	2.686	2.976	11.024
895	7/15/2021	0.306	0.347	0.352	0.349	1.353
896	7/15/2021	0.694	0.628	0.951	1.004	3.276
898	7/15/2021	0.791	1.893	1.506	1.413	5.603
899	7/15/2021	1.457	1.828	1.673	1.608	6.566
2	7/20/2021	0.985	1.249	1.320	1.185	4.739
3	7/20/2021	0.557	0.830	2.244	3.480	7.111
4	7/20/2021	1.574	1.892	2.357	2.435	8.258
5	7/20/2021	0.577	0.657	1.260	0.801	3.295
6	7/20/2021	1.914	2.268	2.095	1.845	8.122
7	7/20/2021	1.301	1.756	1.668	1.675	6.400
8	7/20/2021	2.300	2.923	3.624	3.779	12.626
11	7/20/2021	3.889	3.326	4.597	3.151	14.963
12	7/20/2021	1.977	2.650	2.077	2.649	9.353
13	7/20/2021	0.355	0.398	0.715	2.770	4.238
14	7/20/2021	1.760	1.955	2.104	1.285	7.104
15	7/20/2021	1.383	2.144	2.120	2.121	7.768
16	7/20/2021	1.533	1.608	2.403	2.266	7.810
17	7/20/2021	0.070	0.066	0.074	0.064	0.274
18	7/20/2021	2.098	2.042	2.097	1.855	8.092
19	7/20/2021	1.167	1.022	0.931	1.288	4.408
20	7/20/2021	1.924	2.993	3.662	2.768	11.347
21	7/20/2021	1.988	2.142	2.303	1.999	8.432
22	7/20/2021	2.844	3.655	3.173	3.479	13.151

Duke Energy Kentucky
Peak Time Rebate Pilot Program

Customer	Event	Baseline Usage Hour Ending				Total
		4:00	5:00	6:00	7:00	
23	7/20/2021	2.598	3.516	4.177	3.790	14.081
24	7/20/2021	1.600	1.613	2.358	1.948	7.519
25	7/20/2021	1.250	0.906	0.891	2.332	5.379
27	7/20/2021	4.570	5.051	7.212	6.407	23.240
28	7/20/2021	1.456	1.501	1.642	1.490	6.089
29	7/20/2021	0.442	1.207	0.921	1.325	3.895
30	7/20/2021	0.742	0.360	0.777	0.932	2.811
32	7/20/2021	1.491	1.165	1.103	1.113	4.872
34	7/20/2021	1.703	2.196	2.509	1.766	8.174
35	7/20/2021	0.497	0.271	0.406	0.389	1.563
36	7/20/2021	1.778	2.255	2.498	2.191	8.722
38	7/20/2021	2.211	2.129	2.984	1.964	9.288
39	7/20/2021	1.793	1.506	1.793	1.481	6.573
42	7/20/2021	0.477	1.868	1.583	1.198	5.126
43	7/20/2021	0.853	1.056	0.911	1.229	4.049
44	7/20/2021	1.066	1.200	1.947	1.070	5.283
46	7/20/2021	3.622	2.914	3.262	3.360	13.158
47	7/20/2021	4.029	3.802	3.420	3.448	14.699
48	7/20/2021	1.495	1.194	0.990	2.105	5.784
49	7/20/2021	3.791	3.568	4.144	3.505	15.008
50	7/20/2021	0.143	0.157	0.277	0.245	0.822
52	7/20/2021	1.760	1.873	3.569	3.364	10.566
53	7/20/2021	0.202	0.386	0.281	0.334	1.203
54	7/20/2021	4.498	4.780	4.714	6.369	20.361
55	7/20/2021	1.634	0.650	0.367	0.420	3.071
56	7/20/2021	0.748	1.433	0.952	1.041	4.174
57	7/20/2021	1.582	1.760	1.737	2.083	7.162
58	7/20/2021	1.878	2.163	1.884	1.635	7.560
59	7/20/2021	1.129	1.290	1.433	1.816	5.668
60	7/20/2021	0.301	0.354	0.381	1.559	2.595
61	7/20/2021	1.753	1.441	1.388	1.638	6.220
62	7/20/2021	1.497	1.771	1.915	1.984	7.167
63	7/20/2021	1.331	1.799	2.379	2.392	7.901
64	7/20/2021	3.602	3.943	4.632	3.468	15.645
65	7/20/2021	0.849	1.444	2.329	3.320	7.942
66	7/20/2021	2.243	2.143	2.527	2.659	9.572
67	7/20/2021	1.622	1.895	2.401	2.192	8.110
68	7/20/2021	1.478	2.034	1.896	1.999	7.407
70	7/20/2021	0.361	0.745	1.775	2.545	5.426
71	7/20/2021	1.756	1.786	1.797	1.756	7.095
73	7/20/2021	1.175	1.187	1.306	1.436	5.104
74	7/20/2021	0.771	1.645	1.179	3.044	6.639
76	7/20/2021	1.770	1.572	1.246	1.227	5.815
77	7/20/2021	2.045	1.317	2.120	3.087	8.569
78	7/20/2021	4.251	4.251	4.412	4.372	17.286
79	7/20/2021	1.295	1.300	1.106	1.190	4.891
80	7/20/2021	3.142	3.402	2.647	2.967	12.158
81	7/20/2021	2.190	1.829	2.295	2.279	8.593
82	7/20/2021	1.025	1.349	1.338	1.698	5.410
83	7/20/2021	3.104	3.774	4.383	4.361	15.622
84	7/20/2021	0.436	0.460	0.519	0.588	2.003
85	7/20/2021	1.721	2.218	1.679	1.763	7.381
86	7/20/2021	2.350	3.143	2.575	2.125	10.193
88	7/20/2021	2.419	2.621	2.786	3.152	10.978
89	7/20/2021	3.237	3.242	3.783	3.565	13.827
90	7/20/2021	1.466	1.573	1.686	1.742	6.467
91	7/20/2021	3.167	2.708	3.386	3.132	12.393
92	7/20/2021	3.019	2.809	3.218	3.019	12.065
94	7/20/2021	2.462	4.189	3.187	2.078	11.916
95	7/20/2021	0.552	0.469	0.841	1.878	3.740
97	7/20/2021	1.958	2.328	2.888	3.074	10.248
98	7/20/2021	2.144	2.068	2.980	2.969	10.161

Duke Energy Kentucky
Peak Time Rebate Pilot Program

Customer	Event	Baseline Usage Hour Ending				Total
		4:00	5:00	6:00	7:00	
99	7/20/2021	2.304	2.442	1.741	2.519	9.006
100	7/20/2021	3.083	2.728	1.855	2.636	10.302
101	7/20/2021	4.291	6.294	4.238	4.654	19.477
102	7/20/2021	0.913	0.729	0.800	1.279	3.721
103	7/20/2021	1.122	1.562	1.856	2.820	7.360
104	7/20/2021	0.584	1.021	1.381	2.243	5.229
105	7/20/2021	4.593	5.483	6.561	6.783	23.420
106	7/20/2021	2.440	2.548	2.557	2.685	10.230
107	7/20/2021	3.385	3.828	2.994	4.103	14.310
108	7/20/2021	0.854	1.053	1.104	1.139	4.150
109	7/20/2021	0.845	0.888	1.002	0.947	3.682
110	7/20/2021	2.606	2.676	3.399	3.332	12.013
111	7/20/2021	0.760	1.102	0.748	1.076	3.686
113	7/20/2021	1.130	0.874	1.202	1.471	4.677
114	7/20/2021	1.900	1.783	2.435	1.956	8.074
115	7/20/2021	1.024	1.355	1.432	2.013	5.824
117	7/20/2021	0.980	0.626	0.685	0.774	3.065
118	7/20/2021	1.085	1.219	1.573	2.190	6.067
120	7/20/2021	2.177	1.110	3.442	2.249	8.978
121	7/20/2021	0.399	0.436	1.023	1.440	3.298
122	7/20/2021	4.058	4.212	4.169	4.210	16.649
123	7/20/2021	1.458	1.506	1.709	1.508	6.181
126	7/20/2021	1.317	0.628	1.288	0.709	3.942
127	7/20/2021	1.986	1.817	1.627	1.520	6.950
128	7/20/2021	1.752	2.492	2.759	3.927	10.930
129	7/20/2021	2.872	3.477	3.774	3.307	13.430
130	7/20/2021	0.614	2.158	2.848	2.485	8.105
131	7/20/2021	3.356	3.361	3.621	3.282	13.620
132	7/20/2021	1.613	2.556	2.357	4.708	11.234
135	7/20/2021	0.885	1.241	1.165	1.181	4.472
136	7/20/2021	3.210	3.615	3.753	3.406	13.984
138	7/20/2021	2.770	3.413	3.012	2.295	11.490
139	7/20/2021	3.063	3.263	3.628	4.098	14.052
140	7/20/2021	2.351	2.632	2.888	2.902	10.773
141	7/20/2021	0.546	1.834	1.081	1.312	4.773
142	7/20/2021	3.023	3.483	2.826	2.641	11.973
145	7/20/2021	0.878	1.012	1.755	2.418	6.063
146	7/20/2021	2.721	2.600	2.381	1.945	9.647
147	7/20/2021	0.575	0.672	0.670	0.579	2.496
148	7/20/2021	1.864	2.482	3.102	2.659	10.107
149	7/20/2021	2.130	2.413	2.627	3.300	10.470
150	7/20/2021	2.851	3.029	2.548	2.333	10.761
151	7/20/2021	3.332	3.629	4.127	4.706	15.794
152	7/20/2021	2.882	3.710	2.674	2.436	11.702
153	7/20/2021	0.450	0.571	1.332	1.400	3.753
154	7/20/2021	1.714	1.790	2.033	1.921	7.458
155	7/20/2021	0.496	0.508	0.588	0.745	2.337
156	7/20/2021	0.299	0.359	0.385	0.345	1.388
158	7/20/2021	0.623	0.552	0.774	0.773	2.722
160	7/20/2021	0.643	0.652	0.646	0.841	2.782
161	7/20/2021	1.296	2.172	1.955	1.612	7.035
162	7/20/2021	0.302	0.315	0.425	0.540	1.582
164	7/20/2021	3.079	3.009	3.007	3.649	12.744
165	7/20/2021	0.295	0.297	0.298	0.316	1.206
166	7/20/2021	3.082	2.782	2.169	2.810	10.843
167	7/20/2021	1.418	0.881	0.883	0.680	3.862
168	7/20/2021	4.506	4.712	5.421	4.623	19.262
170	7/20/2021	0.900	1.026	1.504	1.663	5.093
171	7/20/2021	2.958	2.999	3.144	3.496	12.597
172	7/20/2021	3.100	3.210	3.211	3.916	13.437
173	7/20/2021	3.557	4.528	4.882	4.815	17.782
174	7/20/2021	1.349	1.535	1.888	1.566	6.338

Duke Energy Kentucky
Peak Time Rebate Pilot Program

Customer	Event	Baseline Usage Hour Ending				Total
		4:00	5:00	6:00	7:00	
175	7/20/2021	1.720	1.979	1.878	1.779	7.356
177	7/20/2021	0.822	2.027	2.375	2.460	7.684
178	7/20/2021	2.462	1.906	2.660	3.208	10.236
180	7/20/2021	4.023	4.724	4.915	5.947	19.609
181	7/20/2021	0.909	1.054	1.268	1.560	4.791
182	7/20/2021	0.572	0.190	0.938	0.693	2.393
184	7/20/2021	1.794	2.926	3.237	2.627	10.584
185	7/20/2021	0.911	1.071	0.989	1.417	4.388
187	7/20/2021	2.765	3.264	2.922	2.829	11.780
188	7/20/2021	2.030	1.805	2.702	3.314	9.851
190	7/20/2021	0.836	0.907	0.876	1.208	3.827
191	7/20/2021	2.812	1.178	1.057	1.400	6.447
192	7/20/2021	2.027	2.474	3.471	1.643	9.615
193	7/20/2021	1.298	2.151	2.268	1.802	7.519
194	7/20/2021	1.552	2.353	2.120	2.296	8.321
195	7/20/2021	0.311	1.104	3.307	2.689	7.411
196	7/20/2021	1.687	2.501	4.082	3.729	11.999
197	7/20/2021	0.369	0.452	0.668	1.555	3.044
198	7/20/2021	1.542	1.665	1.539	1.538	6.284
200	7/20/2021	2.645	3.012	2.732	2.147	10.536
202	7/20/2021	0.668	1.101	1.537	1.668	4.974
203	7/20/2021	1.635	1.705	1.618	1.985	6.943
204	7/20/2021	1.538	1.470	2.705	2.034	7.747
205	7/20/2021	2.391	2.552	3.654	3.945	12.542
206	7/20/2021	0.180	0.187	0.177	0.192	0.736
207	7/20/2021	0.951	1.024	1.172	1.235	4.382
208	7/20/2021	2.624	2.657	3.186	3.350	11.817
209	7/20/2021	1.462	1.591	1.857	1.823	6.733
210	7/20/2021	1.945	2.089	2.935	2.958	9.927
211	7/20/2021	2.418	3.164	2.833	2.765	11.180
212	7/20/2021	3.064	3.414	3.418	3.907	13.803
213	7/20/2021	0.891	0.725	0.754	0.764	3.134
214	7/20/2021	0.526	2.741	3.378	2.700	9.345
215	7/20/2021	0.354	0.745	0.691	1.641	3.431
217	7/20/2021	2.644	2.598	2.245	2.138	9.625
218	7/20/2021	1.699	1.987	1.911	1.840	7.437
219	7/20/2021	2.041	2.420	2.470	2.493	9.424
220	7/20/2021	1.958	2.184	2.430	1.829	8.401
221	7/20/2021	1.699	1.699	1.915	2.529	7.842
222	7/20/2021	1.749	2.005	1.871	1.658	7.283
223	7/20/2021	2.953	3.233	3.506	3.696	13.388
225	7/20/2021	2.875	2.950	3.811	3.351	12.987
226	7/20/2021	3.378	6.613	6.608	4.086	20.685
227	7/20/2021	1.409	2.053	2.712	1.931	8.105
228	7/20/2021	1.119	1.359	1.172	1.350	5.000
229	7/20/2021	2.813	3.191	3.643	3.207	12.854
230	7/20/2021	0.473	0.530	0.433	0.467	1.903
231	7/20/2021	2.419	2.900	3.757	3.406	12.482
232	7/20/2021	1.219	1.526	1.986	2.193	6.924
233	7/20/2021	1.004	0.824	1.187	1.425	4.440
235	7/20/2021	1.039	0.820	0.737	0.877	3.473
236	7/20/2021	1.088	1.154	0.833	0.784	3.859
237	7/20/2021	3.056	2.547	2.599	2.393	10.595
238	7/20/2021	1.509	3.252	3.092	3.504	11.357
239	7/20/2021	1.334	1.802	2.382	2.329	7.847
240	7/20/2021	1.104	1.299	1.597	1.677	5.677
241	7/20/2021	1.048	1.251	1.126	0.938	4.363
242	7/20/2021	2.420	2.429	2.802	2.700	10.351
244	7/20/2021	1.226	0.752	1.132	1.300	4.410
245	7/20/2021	0.441	0.343	0.390	0.891	2.065
246	7/20/2021	1.349	1.544	1.151	1.955	5.999
247	7/20/2021	1.825	1.793	1.583	2.706	7.907

Duke Energy Kentucky
Peak Time Rebate Pilot Program

Customer	Event	Baseline Usage Hour Ending				Total
		4:00	5:00	6:00	7:00	
248	7/20/2021	2.073	2.100	2.082	1.416	7.671
249	7/20/2021	0.246	0.813	1.106	0.961	3.126
250	7/20/2021	1.323	1.630	2.028	1.679	6.660
251	7/20/2021	0.937	1.432	0.736	1.388	4.493
253	7/20/2021	1.524	1.637	2.270	2.162	7.593
254	7/20/2021	3.144	3.371	3.652	3.769	13.936
255	7/20/2021	1.629	1.564	1.823	1.317	6.333
256	7/20/2021	2.225	1.818	2.356	2.445	8.844
257	7/20/2021	0.761	0.829	1.009	1.075	3.674
258	7/20/2021	0.998	1.278	1.137	1.241	4.654
259	7/20/2021	2.789	2.816	2.851	3.271	11.727
260	7/20/2021	5.196	5.248	5.510	5.318	21.272
261	7/20/2021	2.401	2.878	3.627	2.347	11.253
262	7/20/2021	1.642	1.802	1.745	1.547	6.736
263	7/20/2021	0.378	0.333	0.452	0.252	1.415
264	7/20/2021	3.910	4.122	4.093	4.175	16.300
265	7/20/2021	2.491	2.688	2.729	3.022	10.930
266	7/20/2021	2.464	2.157	2.608	2.820	10.049
267	7/20/2021	1.450	2.407	1.497	1.482	6.836
268	7/20/2021	4.061	3.984	6.062	7.376	21.483
270	7/20/2021	1.647	1.711	1.765	1.897	7.020
271	7/20/2021	1.590	1.076	1.628	1.649	5.943
272	7/20/2021	0.381	0.651	0.699	0.589	2.320
274	7/20/2021	0.815	0.690	1.242	2.858	5.605
275	7/20/2021	4.589	4.542	4.609	4.806	18.546
276	7/20/2021	2.026	2.390	2.929	2.679	10.024
277	7/20/2021	1.736	1.431	1.945	2.185	7.297
278	7/20/2021	1.700	0.694	0.666	0.824	3.884
279	7/20/2021	3.245	3.498	2.830	3.070	12.643
280	7/20/2021	3.199	2.449	4.792	3.160	13.600
281	7/20/2021	1.642	1.780	2.276	2.335	8.033
282	7/20/2021	0.708	1.005	1.597	1.254	4.564
283	7/20/2021	1.788	2.039	1.735	2.636	8.198
284	7/20/2021	1.541	2.140	1.999	4.113	9.793
285	7/20/2021	2.142	2.491	2.259	2.242	9.134
286	7/20/2021	0.931	1.274	1.152	1.030	4.387
287	7/20/2021	1.834	1.643	1.619	1.392	6.488
288	7/20/2021	1.001	2.917	1.271	2.738	7.927
289	7/20/2021	1.192	1.211	1.240	1.305	4.948
290	7/20/2021	0.885	1.176	1.504	2.334	5.899
291	7/20/2021	1.639	1.690	2.374	2.459	8.162
292	7/20/2021	1.763	1.877	2.277	2.245	8.162
295	7/20/2021	0.905	3.192	2.572	2.778	9.447
296	7/20/2021	0.604	0.651	0.623	0.627	2.505
297	7/20/2021	1.507	1.325	1.954	1.997	6.783
298	7/20/2021	1.603	1.515	2.028	2.131	7.277
299	7/20/2021	1.829	1.988	1.947	2.289	8.053
300	7/20/2021	0.578	1.044	1.494	1.619	4.735
301	7/20/2021	2.503	2.319	2.341	1.980	9.143
302	7/20/2021	1.621	1.589	1.452	1.554	6.216
304	7/20/2021	1.556	2.000	1.790	2.796	8.142
305	7/20/2021	2.147	2.002	2.535	1.915	8.599
306	7/20/2021	1.761	2.379	3.035	3.609	10.784
307	7/20/2021	2.002	1.494	1.772	2.076	7.344
308	7/20/2021	0.388	0.908	0.865	0.839	3.000
310	7/20/2021	1.818	1.735	1.915	2.078	7.546
313	7/20/2021	1.994	2.230	2.312	2.291	8.827
314	7/20/2021	0.534	2.749	3.623	1.152	8.058
315	7/20/2021	1.967	1.897	1.310	1.263	6.437
316	7/20/2021	2.203	2.546	2.640	2.723	10.112
317	7/20/2021	2.487	2.447	3.620	2.841	11.395
318	7/20/2021	1.516	2.280	2.697	2.542	9.035

Duke Energy Kentucky
Peak Time Rebate Pilot Program

Customer	Event	Baseline Usage Hour Ending				Total
		4:00	5:00	6:00	7:00	
319	7/20/2021	1.070	1.329	1.057	1.099	4.555
320	7/20/2021	2.901	3.690	4.260	4.026	14.877
322	7/20/2021	3.109	3.860	3.154	4.774	14.897
324	7/20/2021	3.599	5.100	6.072	4.618	19.389
325	7/20/2021	2.149	2.573	2.360	2.934	10.016
326	7/20/2021	3.066	3.266	3.839	3.927	14.098
327	7/20/2021	0.937	1.448	1.333	1.265	4.983
328	7/20/2021	0.791	1.276	0.855	1.038	3.960
329	7/20/2021	1.964	2.030	2.741	2.376	9.111
330	7/20/2021	3.087	4.482	3.657	4.919	16.145
331	7/20/2021	1.857	2.372	3.072	3.282	10.583
332	7/20/2021	2.384	2.064	2.663	2.948	10.059
333	7/20/2021	0.789	0.944	1.271	1.139	4.143
334	7/20/2021	2.769	2.726	2.865	2.960	11.320
336	7/20/2021	0.575	0.681	0.695	0.688	2.639
337	7/20/2021	1.570	1.668	1.781	1.477	6.496
338	7/20/2021	1.471	0.825	1.268	0.896	4.460
339	7/20/2021	2.218	2.370	2.580	2.719	9.887
340	7/20/2021	0.251	0.146	0.204	1.147	1.748
341	7/20/2021	2.778	2.990	2.721	3.016	11.505
342	7/20/2021	0.815	2.210	1.918	1.238	6.181
343	7/20/2021	1.259	1.305	1.296	1.344	5.204
344	7/20/2021	3.226	2.548	2.490	2.898	11.162
345	7/20/2021	0.854	0.811	1.584	2.128	5.377
346	7/20/2021	2.983	3.288	3.998	3.483	13.752
347	7/20/2021	3.792	3.557	3.824	3.600	14.773
348	7/20/2021	1.250	1.224	1.354	1.692	5.520
350	7/20/2021	0.820	1.396	1.671	3.010	6.897
351	7/20/2021	0.982	2.392	1.079	0.984	5.437
352	7/20/2021	0.494	0.578	0.938	1.744	3.754
353	7/20/2021	3.421	2.664	2.887	2.792	11.764
354	7/20/2021	1.964	3.261	3.549	2.485	11.259
355	7/20/2021	0.280	0.298	0.283	0.274	1.135
356	7/20/2021	2.401	2.780	1.810	2.812	9.803
357	7/20/2021	2.939	3.280	3.373	3.264	12.856
358	7/20/2021	4.529	2.265	3.314	4.174	14.282
359	7/20/2021	2.201	2.806	3.839	3.715	12.561
360	7/20/2021	2.160	2.052	2.595	2.535	9.342
361	7/20/2021	1.676	1.779	1.934	1.774	7.163
362	7/20/2021	1.801	1.886	1.465	2.130	7.282
363	7/20/2021	1.730	1.687	2.401	2.965	8.783
364	7/20/2021	1.590	1.579	2.071	1.637	6.877
365	7/20/2021	0.655	0.482	0.361	0.663	2.161
366	7/20/2021	0.176	0.211	0.297	0.235	0.919
367	7/20/2021	1.556	1.420	1.608	1.625	6.209
368	7/20/2021	1.033	0.838	1.239	1.303	4.413
370	7/20/2021	1.656	2.447	2.306	1.871	8.280
371	7/20/2021	1.315	1.472	0.642	0.868	4.297
372	7/20/2021	1.065	1.404	0.933	1.573	4.975
374	7/20/2021	0.459	1.145	0.745	0.913	3.262
375	7/20/2021	4.257	5.490	6.169	5.611	21.527
376	7/20/2021	2.633	2.587	2.791	2.656	10.667
377	7/20/2021	1.883	2.643	2.888	3.666	11.080
378	7/20/2021	2.322	1.778	1.619	1.645	7.364
380	7/20/2021	0.751	0.737	0.826	0.996	3.310
381	7/20/2021	1.312	1.158	0.718	1.283	4.471
383	7/20/2021	2.155	2.695	2.115	1.666	8.631
384	7/20/2021	2.072	2.171	2.231	2.149	8.623
385	7/20/2021	0.960	0.878	0.554	0.653	3.045
386	7/20/2021	2.200	3.087	1.272	1.503	8.062
387	7/20/2021	2.410	1.953	2.134	3.137	9.634
388	7/20/2021	1.288	1.527	1.839	1.623	6.277

Duke Energy Kentucky
Peak Time Rebate Pilot Program

Customer	Event	Baseline Usage Hour Ending				Total
		4:00	5:00	6:00	7:00	
389	7/20/2021	0.449	0.922	2.219	1.410	5.000
390	7/20/2021	0.269	0.229	0.291	0.421	1.210
392	7/20/2021	1.892	2.130	1.515	2.396	7.933
393	7/20/2021	1.326	1.111	0.680	0.540	3.657
395	7/20/2021	0.181	0.200	0.150	0.216	0.747
396	7/20/2021	1.952	2.953	3.212	3.123	11.240
397	7/20/2021	2.729	3.527	2.947	2.402	11.605
398	7/20/2021	2.906	2.529	2.759	2.774	10.968
399	7/20/2021	2.608	2.930	3.396	2.881	11.815
400	7/20/2021	0.818	1.069	1.637	1.485	5.009
402	7/20/2021	0.898	0.771	0.965	1.200	3.834
403	7/20/2021	1.831	1.237	0.822	0.955	4.845
404	7/20/2021	3.487	3.815	3.976	3.775	15.053
405	7/20/2021	0.772	0.607	0.320	1.236	2.935
407	7/20/2021	2.181	2.752	2.825	2.432	10.190
408	7/20/2021	1.825	2.141	2.049	1.940	7.955
409	7/20/2021	0.153	0.372	0.485	0.417	1.427
410	7/20/2021	1.727	1.535	1.522	1.829	6.613
411	7/20/2021	1.029	1.180	1.965	3.253	7.427
412	7/20/2021	2.096	1.653	1.354	2.064	7.167
413	7/20/2021	0.525	0.611	1.676	2.386	5.198
414	7/20/2021	2.447	2.978	3.315	3.123	11.863
415	7/20/2021	1.729	2.002	1.720	0.776	6.227
416	7/20/2021	1.474	1.258	2.383	3.256	8.371
417	7/20/2021	0.938	1.189	1.295	1.319	4.741
418	7/20/2021	1.175	0.715	1.512	1.887	5.289
419	7/20/2021	2.615	3.200	3.499	3.993	13.307
420	7/20/2021	3.509	3.622	5.049	4.895	17.075
421	7/20/2021	0.866	1.084	0.912	0.782	3.644
422	7/20/2021	0.658	1.329	1.064	0.628	3.679
423	7/20/2021	3.022	3.288	3.951	3.535	13.796
424	7/20/2021	2.833	2.227	3.042	2.161	10.263
426	7/20/2021	0.829	1.473	1.190	1.432	4.924
427	7/20/2021	3.084	3.361	3.088	2.975	12.508
428	7/20/2021	0.748	0.660	0.823	0.736	2.967
429	7/20/2021	1.597	2.388	2.670	2.254	8.909
430	7/20/2021	2.272	2.220	2.581	3.671	10.744
431	7/20/2021	3.980	3.145	4.041	4.345	15.511
432	7/20/2021	1.106	0.781	1.114	1.292	4.293
433	7/20/2021	1.533	2.614	1.711	2.181	8.039
434	7/20/2021	4.840	5.017	4.948	6.552	21.357
435	7/20/2021	6.459	5.736	6.260	5.519	23.974
436	7/20/2021	1.292	1.114	1.131	1.035	4.572
437	7/20/2021	0.818	0.850	0.626	0.568	2.862
438	7/20/2021	1.119	1.579	1.041	0.833	4.572
439	7/20/2021	4.312	4.330	5.705	6.387	20.734
440	7/20/2021	2.249	2.935	4.034	4.030	13.248
441	7/20/2021	0.095	0.089	0.115	0.244	0.543
442	7/20/2021	2.375	2.321	2.708	3.086	10.490
443	7/20/2021	1.355	1.122	1.048	1.211	4.736
444	7/20/2021	3.044	3.342	4.134	3.602	14.122
445	7/20/2021	0.775	0.882	1.286	1.211	4.154
446	7/20/2021	0.622	0.315	0.743	0.694	2.374
447	7/20/2021	3.212	3.591	3.884	3.870	14.557
448	7/20/2021	2.635	2.220	2.670	3.230	10.755
449	7/20/2021	2.308	1.898	2.577	2.695	9.478
450	7/20/2021	0.918	0.558	0.583	0.434	2.493
451	7/20/2021	4.703	5.176	5.127	4.975	19.981
452	7/20/2021	2.268	2.270	2.228	2.293	9.059
456	7/20/2021	1.930	2.337	2.044	2.624	8.935
457	7/20/2021	1.818	2.027	2.440	2.530	8.815
458	7/20/2021	1.699	1.974	2.330	2.335	8.338

Duke Energy Kentucky
Peak Time Rebate Pilot Program

Customer	Event	Baseline Usage Hour Ending				Total
		4:00	5:00	6:00	7:00	
459	7/20/2021	1.341	1.794	2.363	2.044	7.542
460	7/20/2021	2.079	1.364	1.519	1.731	6.693
461	7/20/2021	1.526	1.621	1.578	1.517	6.242
462	7/20/2021	0.977	1.126	1.110	1.128	4.341
463	7/20/2021	2.439	2.787	3.014	3.108	11.348
464	7/20/2021	1.630	1.386	2.020	1.890	6.926
465	7/20/2021	0.887	1.894	1.216	1.563	5.560
466	7/20/2021	1.838	1.611	1.792	1.708	6.949
467	7/20/2021	2.402	2.862	3.100	2.675	11.039
468	7/20/2021	0.437	0.459	0.493	0.619	2.008
470	7/20/2021	2.699	2.611	1.916	1.877	9.103
472	7/20/2021	3.329	3.625	3.419	5.267	15.640
474	7/20/2021	0.897	1.184	1.349	1.433	4.863
475	7/20/2021	0.350	0.584	0.147	0.169	1.250
476	7/20/2021	0.529	0.580	0.697	0.724	2.530
477	7/20/2021	0.789	1.121	1.105	1.084	4.099
478	7/20/2021	0.140	0.243	0.494	0.729	1.606
479	7/20/2021	1.598	1.738	3.086	2.828	9.250
480	7/20/2021	2.364	5.290	4.150	7.721	19.525
481	7/20/2021	2.585	3.022	4.486	4.026	14.119
482	7/20/2021	1.955	2.148	3.385	2.622	10.110
483	7/20/2021	0.555	0.593	0.673	0.566	2.387
484	7/20/2021	1.675	1.782	1.716	2.033	7.206
486	7/20/2021	2.740	2.856	4.526	4.451	14.573
487	7/20/2021	1.478	1.161	1.687	1.235	5.561
488	7/20/2021	2.150	2.090	2.375	2.024	8.639
489	7/20/2021	1.383	1.435	1.542	1.587	5.947
490	7/20/2021	1.197	1.119	2.166	1.259	5.741
491	7/20/2021	3.209	2.863	2.623	1.589	10.284
492	7/20/2021	2.461	2.730	2.650	2.868	10.709
493	7/20/2021	3.167	3.332	3.542	3.884	13.925
494	7/20/2021	1.559	1.339	2.400	1.431	6.729
495	7/20/2021	1.921	2.016	2.413	2.369	8.719
496	7/20/2021	0.222	0.437	0.431	0.818	1.908
497	7/20/2021	7.981	9.053	9.927	8.270	35.231
498	7/20/2021	0.139	0.178	0.248	0.211	0.776
499	7/20/2021	2.188	3.278	2.929	3.318	11.713
500	7/20/2021	1.054	1.359	0.502	1.405	4.320
501	7/20/2021	0.463	0.516	0.684	0.788	2.451
503	7/20/2021	3.680	3.385	3.662	3.367	14.094
505	7/20/2021	0.587	0.656	0.618	0.662	2.523
507	7/20/2021	1.794	2.234	3.748	4.553	12.329
508	7/20/2021	1.620	2.473	1.020	0.963	6.076
509	7/20/2021	1.731	3.071	2.357	2.522	9.681
510	7/20/2021	2.047	2.191	3.321	3.647	11.206
511	7/20/2021	2.609	2.816	3.011	2.841	11.277
512	7/20/2021	1.579	2.445	2.726	2.360	9.110
514	7/20/2021	3.150	3.457	3.237	3.290	13.134
515	7/20/2021	1.401	1.613	2.525	2.543	8.082
516	7/20/2021	2.593	2.759	0.587	0.332	6.271
517	7/20/2021	1.068	0.353	1.016	0.338	2.775
518	7/20/2021	1.261	1.746	2.216	2.315	7.538
520	7/20/2021	5.439	4.280	5.267	5.248	20.234
521	7/20/2021	2.042	4.171	4.099	5.955	16.267
522	7/20/2021	2.552	0.829	1.438	1.869	6.688
523	7/20/2021	1.383	1.958	2.031	2.608	7.980
524	7/20/2021	3.390	4.878	2.505	2.324	13.097
526	7/20/2021	1.491	1.996	2.710	1.891	8.088
527	7/20/2021	1.151	1.440	2.239	2.234	7.064
528	7/20/2021	4.060	4.292	4.585	4.629	17.566
529	7/20/2021	3.092	2.673	3.036	2.635	11.436
530	7/20/2021	0.166	0.117	0.333	0.096	0.712

Duke Energy Kentucky
Peak Time Rebate Pilot Program

Customer	Event	Baseline Usage Hour Ending				Total
		4:00	5:00	6:00	7:00	
531	7/20/2021	1.672	2.079	2.049	3.059	8.859
532	7/20/2021	1.067	1.168	1.120	1.136	4.491
533	7/20/2021	0.647	0.366	0.473	0.448	1.934
534	7/20/2021	1.036	0.967	0.772	0.662	3.437
535	7/20/2021	2.305	2.188	2.389	2.069	8.951
536	7/20/2021	2.611	3.036	2.836	2.463	10.946
537	7/20/2021	1.775	1.452	1.360	0.751	5.338
538	7/20/2021	3.319	3.479	4.446	3.973	15.217
539	7/20/2021	1.577	1.316	1.591	3.532	8.016
540	7/20/2021	0.925	1.134	1.591	1.606	5.256
541	7/20/2021	0.442	0.697	0.563	0.516	2.218
542	7/20/2021	1.568	2.279	2.232	1.750	7.829
543	7/20/2021	2.589	2.893	2.928	2.787	11.197
544	7/20/2021	2.278	2.675	3.531	3.829	12.313
545	7/20/2021	1.494	2.091	1.461	1.874	6.920
546	7/20/2021	4.584	4.555	4.507	4.700	18.346
547	7/20/2021	1.857	2.339	1.554	1.674	7.424
548	7/20/2021	1.183	1.401	1.202	1.357	5.143
549	7/20/2021	0.315	0.509	1.221	0.775	2.820
550	7/20/2021	1.636	2.179	1.759	1.855	7.429
551	7/20/2021	0.481	0.368	1.175	0.552	2.576
552	7/20/2021	1.285	1.143	1.180	1.112	4.720
553	7/20/2021	0.654	0.845	1.034	1.287	3.820
554	7/20/2021	2.174	2.840	2.551	3.904	11.469
555	7/20/2021	2.867	3.514	3.272	3.290	12.943
556	7/20/2021	1.060	0.503	0.970	0.822	3.355
557	7/20/2021	1.481	2.426	2.974	3.124	10.005
558	7/20/2021	0.744	1.650	2.162	1.972	6.528
559	7/20/2021	3.547	3.124	3.019	3.161	12.851
560	7/20/2021	2.163	2.491	2.843	3.121	10.618
561	7/20/2021	2.048	1.665	1.962	1.667	7.342
562	7/20/2021	3.756	3.699	3.514	3.373	14.342
563	7/20/2021	1.996	2.179	2.211	2.101	8.487
565	7/20/2021	4.693	4.243	4.104	5.441	18.481
566	7/20/2021	1.066	1.239	1.222	1.156	4.683
567	7/20/2021	0.783	2.157	2.014	1.652	6.606
568	7/20/2021	0.325	0.343	1.055	1.341	3.064
569	7/20/2021	0.643	0.547	0.671	0.816	2.677
570	7/20/2021	0.780	0.902	1.299	1.474	4.455
571	7/20/2021	1.819	1.832	1.935	2.017	7.603
572	7/20/2021	3.540	4.026	3.317	3.042	13.925
573	7/20/2021	0.521	0.650	0.806	0.715	2.692
574	7/20/2021	0.460	0.815	0.836	1.144	3.255
575	7/20/2021	2.136	1.951	2.238	3.761	10.086
576	7/20/2021	4.276	4.388	4.369	4.340	17.373
577	7/20/2021	0.861	0.880	1.002	1.138	3.881
578	7/20/2021	1.299	1.440	2.267	1.677	6.683
579	7/20/2021	2.348	2.879	2.790	3.353	11.370
580	7/20/2021	2.342	4.532	4.807	4.435	16.116
581	7/20/2021	3.465	3.828	4.459	4.859	16.611
582	7/20/2021	2.094	2.374	3.491	4.597	12.556
584	7/20/2021	1.955	1.471	1.789	1.409	6.624
585	7/20/2021	1.449	0.889	1.260	1.487	5.085
586	7/20/2021	2.891	2.852	3.380	3.385	12.508
587	7/20/2021	1.113	1.357	2.754	2.567	7.791
588	7/20/2021	2.295	2.969	4.582	3.757	13.603
589	7/20/2021	1.467	1.741	1.845	1.541	6.594
590	7/20/2021	0.560	0.601	0.796	1.189	3.146
591	7/20/2021	1.364	1.682	1.562	1.792	6.400
592	7/20/2021	1.113	1.180	1.166	1.418	4.877
593	7/20/2021	2.206	2.233	2.375	2.567	9.381
594	7/20/2021	0.817	1.417	1.910	2.070	6.214

Duke Energy Kentucky
Peak Time Rebate Pilot Program

Customer	Event	Baseline Usage Hour Ending				Total
		4:00	5:00	6:00	7:00	
595	7/20/2021	1.317	1.077	1.203	1.382	4.979
596	7/20/2021	0.851	1.349	1.076	0.980	4.256
597	7/20/2021	3.990	3.442	3.226	3.211	13.869
598	7/20/2021	1.332	1.893	1.807	1.343	6.375
599	7/20/2021	1.770	1.852	2.062	1.909	7.593
600	7/20/2021	2.509	2.360	2.921	2.674	10.464
601	7/20/2021	3.956	3.658	5.750	4.831	18.195
602	7/20/2021	1.327	1.458	1.859	3.047	7.691
603	7/20/2021	3.001	2.818	3.001	3.791	12.611
604	7/20/2021	1.285	1.222	1.908	2.010	6.425
605	7/20/2021	0.576	0.680	0.711	1.082	3.049
606	7/20/2021	0.019	0.001	0.002	0.015	0.037
608	7/20/2021	3.534	3.558	3.623	3.570	14.285
609	7/20/2021	0.871	0.645	0.801	1.042	3.359
610	7/20/2021	1.585	1.712	1.820	1.867	6.984
611	7/20/2021	0.983	1.333	2.461	2.357	7.134
612	7/20/2021	1.134	1.008	1.380	1.292	4.814
613	7/20/2021	1.348	1.578	2.056	2.498	7.480
614	7/20/2021	3.199	2.407	2.992	2.110	10.708
615	7/20/2021	1.241	1.498	1.658	1.585	5.982
616	7/20/2021	1.266	1.056	1.564	1.130	5.016
617	7/20/2021	1.136	1.210	1.547	1.346	5.239
618	7/20/2021	1.491	0.569	1.257	0.903	4.220
619	7/20/2021	0.602	1.438	1.094	1.552	4.686
620	7/20/2021	1.855	1.311	1.151	1.158	5.475
621	7/20/2021	2.116	2.152	2.696	4.873	11.837
622	7/20/2021	1.395	1.040	2.367	2.622	7.424
623	7/20/2021	1.867	2.211	1.941	2.818	8.837
624	7/20/2021	1.848	1.846	1.855	1.881	7.430
625	7/20/2021	1.142	1.196	1.234	1.182	4.754
626	7/20/2021	1.100	1.317	0.790	1.033	4.240
627	7/20/2021	1.383	1.273	1.413	1.588	5.657
628	7/20/2021	2.655	1.928	2.250	2.149	8.982
629	7/20/2021	1.240	1.685	1.481	1.391	5.797
630	7/20/2021	2.067	2.143	3.445	2.139	9.794
631	7/20/2021	1.574	1.874	2.052	2.541	8.041
632	7/20/2021	0.527	0.615	0.473	0.683	2.298
633	7/20/2021	1.292	0.932	0.865	1.082	4.171
634	7/20/2021	2.823	3.096	3.425	3.079	12.423
635	7/20/2021	2.399	2.948	2.450	2.784	10.581
636	7/20/2021	1.963	1.957	1.663	1.341	6.924
637	7/20/2021	0.923	1.322	1.042	1.694	4.981
639	7/20/2021	1.850	1.845	1.764	1.741	7.200
640	7/20/2021	0.632	0.820	1.438	1.242	4.132
641	7/20/2021	3.514	3.877	4.917	4.362	16.670
642	7/20/2021	0.475	0.667	0.953	1.005	3.100
644	7/20/2021	3.023	3.336	4.933	5.221	16.513
645	7/20/2021	0.251	0.576	0.729	0.430	1.986
646	7/20/2021	1.441	1.810	3.086	3.246	9.583
647	7/20/2021	1.675	1.554	2.218	2.304	7.751
648	7/20/2021	2.554	2.526	2.592	2.550	10.222
649	7/20/2021	1.057	1.051	1.213	1.114	4.435
650	7/20/2021	2.965	3.015	3.114	2.706	11.800
651	7/20/2021	6.172	6.136	5.944	6.183	24.435
652	7/20/2021	0.435	0.632	0.773	1.662	3.502
653	7/20/2021	0.628	0.978	0.848	0.743	3.197
654	7/20/2021	1.855	1.716	1.682	1.737	6.990
655	7/20/2021	0.488	0.372	0.391	0.516	1.767
657	7/20/2021	0.312	0.359	0.679	0.623	1.973
658	7/20/2021	4.468	7.251	8.903	8.572	29.194
659	7/20/2021	1.426	1.567	2.230	2.280	7.503
660	7/20/2021	2.423	1.640	2.702	2.088	8.853

Duke Energy Kentucky
Peak Time Rebate Pilot Program

Customer	Event	Baseline Usage Hour Ending				Total
		4:00	5:00	6:00	7:00	
661	7/20/2021	1.251	1.122	1.102	1.092	4.567
662	7/20/2021	0.936	0.739	0.883	0.766	3.324
663	7/20/2021	2.839	2.064	1.728	2.159	8.790
665	7/20/2021	0.507	0.765	0.637	0.631	2.540
666	7/20/2021	2.693	3.425	3.357	3.375	12.850
667	7/20/2021	1.252	1.518	1.775	1.719	6.264
668	7/20/2021	5.192	5.234	5.385	5.598	21.409
669	7/20/2021	2.311	1.953	2.005	2.041	8.310
670	7/20/2021	1.292	1.099	1.646	2.010	6.047
672	7/20/2021	1.603	1.572	1.793	2.175	7.143
673	7/20/2021	1.179	1.676	2.299	2.137	7.291
674	7/20/2021	4.729	4.364	3.571	3.424	16.088
675	7/20/2021	1.434	1.842	2.176	2.676	8.128
676	7/20/2021	1.140	2.062	2.778	2.320	8.300
677	7/20/2021	3.469	3.732	4.029	3.702	14.932
678	7/20/2021	2.250	2.629	3.575	3.548	12.002
679	7/20/2021	2.427	2.669	2.678	3.124	10.898
680	7/20/2021	0.873	1.552	1.580	1.344	5.349
681	7/20/2021	2.065	1.355	1.352	0.847	5.619
682	7/20/2021	1.657	2.385	3.515	4.176	11.733
683	7/20/2021	1.402	1.565	1.739	1.693	6.399
685	7/20/2021	2.736	3.819	4.407	3.496	14.458
686	7/20/2021	2.833	3.999	3.912	3.620	14.364
687	7/20/2021	3.744	3.148	2.568	2.040	11.500
688	7/20/2021	0.691	1.448	2.029	2.351	6.519
689	7/20/2021	0.004	0.004	0.004	0.125	0.137
690	7/20/2021	2.851	3.572	3.332	2.469	12.224
691	7/20/2021	0.317	0.271	0.328	0.528	1.444
692	7/20/2021	1.885	1.814	2.140	4.101	9.940
693	7/20/2021	1.948	1.978	2.069	2.366	8.361
694	7/20/2021	0.790	0.925	1.021	0.954	3.690
695	7/20/2021	1.838	1.925	2.471	2.429	8.663
696	7/20/2021	0.520	0.335	0.586	0.567	2.008
697	7/20/2021	0.594	0.771	0.484	0.447	2.296
698	7/20/2021	1.215	0.983	1.302	1.277	4.777
699	7/20/2021	0.231	1.385	2.022	2.396	6.034
700	7/20/2021	1.373	1.558	1.884	1.548	6.363
701	7/20/2021	3.784	3.933	5.570	6.090	19.377
703	7/20/2021	1.672	1.823	2.143	2.757	8.395
704	7/20/2021	0.294	0.316	0.436	0.355	1.401
705	7/20/2021	2.155	2.336	2.414	2.324	9.229
706	7/20/2021	0.066	0.058	0.106	0.250	0.480
707	7/20/2021	2.281	2.591	3.069	3.017	10.958
708	7/20/2021	0.665	0.341	0.813	0.943	2.762
709	7/20/2021	1.387	1.333	1.746	1.670	6.136
710	7/20/2021	0.888	1.996	2.692	2.637	8.213
711	7/20/2021	4.647	3.913	5.055	3.680	17.295
712	7/20/2021	1.061	1.251	1.266	1.708	5.286
713	7/20/2021	1.297	1.339	1.684	3.222	7.542
714	7/20/2021	1.283	1.360	1.293	1.350	5.286
715	7/20/2021	0.434	0.583	0.849	0.932	2.798
716	7/20/2021	1.699	1.523	1.569	1.464	6.255
719	7/20/2021	3.525	3.368	3.041	3.458	13.392
720	7/20/2021	1.208	1.028	1.582	1.931	5.749
721	7/20/2021	0.836	0.869	0.948	0.976	3.629
722	7/20/2021	2.194	2.129	2.290	2.333	8.946
724	7/20/2021	1.986	2.394	2.001	2.498	8.879
725	7/20/2021	0.068	0.158	0.466	0.340	1.032
728	7/20/2021	0.945	0.984	1.058	0.987	3.974
729	7/20/2021	0.449	1.051	0.861	0.997	3.358
730	7/20/2021	1.430	1.601	2.492	1.944	7.467
731	7/20/2021	0.230	0.305	0.292	0.214	1.041

Duke Energy Kentucky
Peak Time Rebate Pilot Program

Customer	Event	Baseline Usage Hour Ending				Total
		4:00	5:00	6:00	7:00	
732	7/20/2021	4.119	4.543	4.477	6.865	20.004
733	7/20/2021	1.036	1.086	1.208	1.245	4.575
734	7/20/2021	1.268	1.049	1.767	1.153	5.237
737	7/20/2021	1.944	1.855	2.012	1.506	7.317
738	7/20/2021	1.419	0.828	0.728	1.055	4.030
739	7/20/2021	1.190	1.547	2.043	2.380	7.160
740	7/20/2021	3.342	0.733	0.748	1.939	6.762
741	7/20/2021	2.603	3.297	3.645	3.315	12.860
743	7/20/2021	0.911	0.921	1.069	1.061	3.962
744	7/20/2021	0.911	1.542	1.502	1.439	5.394
745	7/20/2021	1.770	2.056	2.189	2.392	8.407
746	7/20/2021	2.914	2.643	3.959	4.273	13.789
747	7/20/2021	1.326	1.236	1.157	1.494	5.213
748	7/20/2021	2.042	2.238	3.804	5.731	13.815
749	7/20/2021	0.606	0.296	0.393	0.310	1.605
750	7/20/2021	2.029	2.524	2.874	2.199	9.626
751	7/20/2021	2.531	2.963	2.961	2.739	11.194
752	7/20/2021	2.754	3.250	4.484	4.498	14.986
753	7/20/2021	1.466	1.604	1.770	2.080	6.920
754	7/20/2021	2.841	3.082	3.648	2.942	12.513
755	7/20/2021	2.946	2.908	2.786	2.517	11.157
756	7/20/2021	0.592	0.637	0.695	0.488	2.412
757	7/20/2021	4.753	4.705	2.591	2.731	14.780
758	7/20/2021	4.030	3.946	4.284	3.902	16.162
759	7/20/2021	1.376	1.534	1.501	1.454	5.865
760	7/20/2021	0.760	1.001	1.335	1.328	4.424
761	7/20/2021	2.261	2.541	2.350	2.234	9.386
762	7/20/2021	0.660	0.742	1.118	1.309	3.829
763	7/20/2021	0.733	0.698	0.620	0.808	2.859
764	7/20/2021	2.380	2.377	2.465	2.411	9.633
765	7/20/2021	2.181	3.280	4.226	5.320	15.007
766	7/20/2021	1.406	1.412	1.500	1.471	5.789
767	7/20/2021	0.846	0.904	1.137	1.102	3.989
768	7/20/2021	1.274	1.611	1.334	1.367	5.586
769	7/20/2021	4.062	3.793	4.142	4.201	16.198
771	7/20/2021	1.029	1.578	0.681	0.928	4.216
772	7/20/2021	1.036	1.210	0.906	1.122	4.274
773	7/20/2021	0.782	0.845	1.043	1.188	3.858
774	7/20/2021	1.484	1.269	1.938	2.369	7.060
775	7/20/2021	0.456	0.657	1.046	1.308	3.467
776	7/20/2021	1.962	2.152	2.456	2.654	9.224
777	7/20/2021	3.085	3.018	3.044	2.989	12.136
778	7/20/2021	1.342	1.172	1.278	1.377	5.169
779	7/20/2021	1.589	2.034	2.528	2.682	8.833
780	7/20/2021	0.336	0.267	0.290	0.332	1.225
781	7/20/2021	2.288	3.365	1.965	2.260	9.878
782	7/20/2021	2.547	2.226	2.070	1.798	8.641
783	7/20/2021	1.656	1.542	1.747	1.750	6.695
784	7/20/2021	1.296	1.624	1.834	0.791	5.545
785	7/20/2021	4.091	3.446	3.939	5.173	16.649
786	7/20/2021	0.657	0.435	0.618	0.440	2.150
787	7/20/2021	1.014	0.956	1.079	1.138	4.187
789	7/20/2021	1.496	1.890	3.770	4.169	11.325
790	7/20/2021	0.725	1.474	0.709	0.695	3.603
793	7/20/2021	1.388	2.026	2.373	2.861	8.648
794	7/20/2021	2.500	2.664	2.441	2.315	9.920
796	7/20/2021	0.820	0.824	1.161	0.913	3.718
797	7/20/2021	0.221	0.373	0.304	0.401	1.299
798	7/20/2021	0.840	0.899	0.936	0.830	3.505
799	7/20/2021	0.549	0.580	0.736	0.764	2.629
800	7/20/2021	0.930	1.033	1.557	1.594	5.114
802	7/20/2021	2.637	2.034	2.230	2.436	9.337

Duke Energy Kentucky
Peak Time Rebate Pilot Program

Customer	Event	Baseline Usage Hour Ending				Total
		4:00	5:00	6:00	7:00	
805	7/20/2021	0.584	1.136	1.483	1.083	4.286
810	7/20/2021	1.398	1.998	2.134	2.271	7.801
813	7/20/2021	1.160	1.790	1.991	1.904	6.845
814	7/20/2021	1.215	1.724	1.367	2.319	6.625
815	7/20/2021	2.536	2.942	2.536	2.262	10.276
816	7/20/2021	2.375	2.454	3.196	3.088	11.113
817	7/20/2021	3.422	3.226	2.913	2.933	12.494
818	7/20/2021	2.685	2.642	2.769	3.154	11.250
819	7/20/2021	1.592	1.254	1.322	1.302	5.470
820	7/20/2021	0.814	0.872	0.892	0.976	3.554
821	7/20/2021	1.816	1.997	2.030	2.025	7.868
822	7/20/2021	1.983	2.031	2.392	1.851	8.257
823	7/20/2021	0.816	0.987	0.875	1.263	3.941
824	7/20/2021	3.315	2.581	2.420	2.917	11.233
825	7/20/2021	2.049	2.028	2.408	2.319	8.804
826	7/20/2021	0.771	1.203	2.007	1.591	5.572
827	7/20/2021	2.126	1.427	1.682	2.231	7.466
828	7/20/2021	1.454	1.398	2.359	3.013	8.224
829	7/20/2021	2.344	2.567	3.112	3.075	11.098
830	7/20/2021	2.086	3.359	2.629	3.226	11.300
831	7/20/2021	1.609	1.484	1.428	1.561	6.082
832	7/20/2021	0.950	0.496	1.142	1.365	3.953
833	7/20/2021	1.818	2.648	3.441	2.966	10.873
834	7/20/2021	0.195	0.339	0.255	0.208	0.997
835	7/20/2021	5.217	3.964	3.149	3.203	15.533
836	7/20/2021	1.337	1.875	2.403	1.575	7.190
837	7/20/2021	2.211	3.666	2.230	2.347	10.454
838	7/20/2021	0.375	0.431	0.419	0.449	1.674
839	7/20/2021	3.269	3.255	3.990	3.940	14.454
840	7/20/2021	3.182	3.179	3.257	3.224	12.842
841	7/20/2021	1.482	2.548	3.033	2.941	10.004
843	7/20/2021	2.289	2.331	2.183	1.908	8.711
844	7/20/2021	1.320	1.379	1.346	1.287	5.332
845	7/20/2021	1.315	1.312	1.363	1.185	5.175
846	7/20/2021	0.316	0.667	0.489	0.504	1.976
847	7/20/2021	3.321	3.092	3.292	3.191	12.896
848	7/20/2021	0.406	0.378	0.760	0.542	2.086
849	7/20/2021	1.467	2.055	2.433	2.432	8.387
851	7/20/2021	0.585	0.446	0.813	1.589	3.433
852	7/20/2021	0.653	0.699	1.679	2.182	5.213
853	7/20/2021	0.774	0.795	0.859	0.785	3.213
854	7/20/2021	2.120	1.745	1.667	1.525	7.057
855	7/20/2021	0.804	1.108	1.031	0.904	3.847
856	7/20/2021	1.686	4.007	3.990	2.778	12.461
857	7/20/2021	0.193	0.080	0.088	0.249	0.610
858	7/20/2021	2.257	2.359	2.970	2.818	10.404
859	7/20/2021	3.231	3.658	3.814	3.474	14.177
861	7/20/2021	0.379	0.640	0.553	0.653	2.225
862	7/20/2021	0.230	0.412	0.399	1.844	2.885
863	7/20/2021	0.781	0.402	0.338	0.749	2.270
864	7/20/2021	2.452	3.444	2.540	2.443	10.879
865	7/20/2021	4.999	6.121	6.278	6.442	23.840
866	7/20/2021	0.159	0.184	0.171	0.163	0.677
867	7/20/2021	2.901	3.163	3.455	2.944	12.463
868	7/20/2021	3.045	3.809	3.097	2.814	12.765
869	7/20/2021	2.857	3.081	2.918	3.054	11.910
870	7/20/2021	0.657	0.491	0.834	0.990	2.972
871	7/20/2021	0.932	0.889	0.841	0.862	3.524
872	7/20/2021	1.861	2.298	2.289	2.663	9.111
873	7/20/2021	0.833	0.447	0.496	1.080	2.856
874	7/20/2021	2.930	3.016	3.499	3.605	13.050
875	7/20/2021	2.826	2.052	2.415	2.015	9.308

Duke Energy Kentucky
Peak Time Rebate Pilot Program

Customer	Event	Baseline Usage Hour Ending				Total
		4:00	5:00	6:00	7:00	
876	7/20/2021	1.211	1.199	1.109	1.089	4.608
877	7/20/2021	2.773	2.861	3.584	3.033	12.251
879	7/20/2021	0.898	0.779	0.323	0.474	2.474
880	7/20/2021	0.568	0.815	0.463	0.749	2.595
881	7/20/2021	1.300	2.010	1.886	2.866	8.062
882	7/20/2021	1.126	1.467	1.834	1.918	6.345
883	7/20/2021	3.169	3.297	3.584	3.831	13.881
884	7/20/2021	1.600	0.997	1.637	3.709	7.943
885	7/20/2021	2.126	1.361	2.176	1.658	7.321
886	7/20/2021	1.795	1.927	2.221	3.036	8.979
887	7/20/2021	1.207	1.220	1.315	1.445	5.187
888	7/20/2021	0.639	0.606	0.600	0.703	2.548
889	7/20/2021	2.027	2.010	2.164	2.000	8.201
890	7/20/2021	2.620	2.610	2.691	1.445	9.366
891	7/20/2021	2.717	2.296	2.464	2.774	10.251
892	7/20/2021	2.391	1.559	2.428	1.746	8.124
893	7/20/2021	0.856	0.705	0.917	0.994	3.472
894	7/20/2021	1.996	2.101	2.279	2.439	8.815
895	7/20/2021	0.239	0.321	0.283	0.344	1.187
896	7/20/2021	0.648	0.655	0.764	0.742	2.809
898	7/20/2021	0.627	1.358	1.372	1.853	5.210
899	7/20/2021	1.258	1.207	1.709	2.353	6.527
2	7/28/2021	1.161	1.213	0.783	0.627	3.784
3	7/28/2021	2.011	2.374	2.794	2.889	10.068
4	7/28/2021	2.710	2.683	3.125	5.010	13.528
5	7/28/2021	1.269	1.424	1.564	1.453	5.710
6	7/28/2021	2.572	3.521	3.745	3.978	13.816
7	7/28/2021	2.208	3.484	2.155	1.846	9.693
8	7/28/2021	2.386	3.525	4.028	3.536	13.475
11	7/28/2021	3.170	3.348	4.691	5.515	16.724
12	7/28/2021	1.931	2.419	3.690	4.186	12.226
13	7/28/2021	0.512	0.740	1.096	3.709	6.057
14	7/28/2021	2.646	2.728	2.496	2.473	10.343
15	7/28/2021	2.223	2.787	2.598	2.638	10.246
16	7/28/2021	1.714	4.363	3.229	2.258	11.564
17	7/28/2021	0.058	0.053	0.074	0.078	0.263
18	7/28/2021	1.891	1.878	1.681	1.751	7.201
19	7/28/2021	0.967	1.144	0.734	0.763	3.608
20	7/28/2021	2.924	2.972	3.023	2.797	11.716
21	7/28/2021	2.473	2.733	2.629	3.257	11.092
22	7/28/2021	5.963	5.597	5.094	5.218	21.872
23	7/28/2021	4.295	4.990	4.882	4.824	18.991
24	7/28/2021	1.951	2.373	3.993	3.564	11.881
25	7/28/2021	0.832	0.318	0.278	0.272	1.700
27	7/28/2021	6.642	6.346	8.017	8.701	29.706
28	7/28/2021	3.606	5.496	3.715	4.010	16.827
29	7/28/2021	2.089	1.805	2.503	0.854	7.251
30	7/28/2021	1.682	2.803	1.825	1.229	7.539
32	7/28/2021	1.940	2.126	1.882	1.493	7.441
34	7/28/2021	1.731	2.447	3.168	4.141	11.487
35	7/28/2021	0.441	0.704	0.677	0.614	2.436
36	7/28/2021	4.539	4.641	2.438	2.249	13.867
38	7/28/2021	2.619	2.952	2.038	2.836	10.445
39	7/28/2021	2.550	2.132	2.333	1.595	8.610
42	7/28/2021	1.161	1.428	1.945	1.983	6.517
43	7/28/2021	1.104	0.976	0.944	0.932	3.956
44	7/28/2021	0.495	0.775	0.897	2.429	4.596
46	7/28/2021	4.191	3.475	3.515	3.030	14.211
47	7/28/2021	4.522	4.409	3.824	3.896	16.651
48	7/28/2021	2.587	2.861	3.167	3.879	12.494
49	7/28/2021	6.526	5.209	4.913	5.072	21.720

Duke Energy Kentucky
Peak Time Rebate Pilot Program

Customer	Event	Baseline Usage Hour Ending				Total
		4:00	5:00	6:00	7:00	
50	7/28/2021	0.210	0.144	0.288	0.211	0.853
52	7/28/2021	2.602	3.221	3.258	3.035	12.116
53	7/28/2021	0.915	0.754	0.672	0.627	2.968
54	7/28/2021	4.218	3.369	3.042	4.059	14.688
55	7/28/2021	1.182	0.719	0.466	0.711	3.078
56	7/28/2021	1.269	1.060	1.681	1.102	5.112
57	7/28/2021	2.000	2.394	3.051	2.730	10.175
58	7/28/2021	1.669	1.887	2.065	2.032	7.653
59	7/28/2021	1.558	1.796	1.505	2.110	6.969
60	7/28/2021	0.126	0.124	0.586	1.933	2.769
61	7/28/2021	1.180	1.427	1.494	1.566	5.667
62	7/28/2021	2.760	2.916	3.135	3.222	12.033
63	7/28/2021	3.292	2.438	4.151	3.467	13.348
64	7/28/2021	3.674	4.378	4.187	4.400	16.639
65	7/28/2021	2.843	3.169	3.372	3.394	12.778
66	7/28/2021	1.747	1.884	3.285	2.522	9.438
67	7/28/2021	1.880	2.905	3.080	3.077	10.942
68	7/28/2021	2.094	2.412	2.675	2.674	9.855
70	7/28/2021	0.777	1.736	3.172	2.122	7.807
71	7/28/2021	1.694	1.684	1.903	1.933	7.214
73	7/28/2021	1.460	1.661	1.734	1.653	6.508
74	7/28/2021	1.223	1.340	0.250	0.776	3.589
76	7/28/2021	2.288	2.035	1.516	0.662	6.501
77	7/28/2021	2.126	1.294	3.890	3.938	11.248
78	7/28/2021	5.615	6.051	5.935	6.084	23.685
79	7/28/2021	1.870	1.964	1.835	1.424	7.093
80	7/28/2021	1.844	2.985	3.377	3.710	11.916
81	7/28/2021	2.455	1.851	1.842	2.297	8.445
82	7/28/2021	2.634	0.983	2.462	2.062	8.141
83	7/28/2021	5.513	5.143	5.424	4.309	20.389
84	7/28/2021	0.771	0.674	0.867	0.793	3.105
85	7/28/2021	1.074	1.408	2.205	3.012	7.699
86	7/28/2021	3.059	2.996	2.400	2.345	10.800
88	7/28/2021	2.794	2.822	2.823	2.786	11.225
89	7/28/2021	4.799	4.799	5.244	4.747	19.589
90	7/28/2021	2.094	2.062	1.885	3.114	9.155
91	7/28/2021	3.921	4.146	3.905	3.834	15.806
92	7/28/2021	2.714	3.441	4.412	4.077	14.644
94	7/28/2021	1.592	6.301	3.875	2.191	13.959
95	7/28/2021	1.186	1.478	2.129	1.426	6.219
97	7/28/2021	3.360	4.230	3.710	4.192	15.492
98	7/28/2021	2.890	2.887	3.192	2.874	11.843
99	7/28/2021	3.497	4.237	2.647	2.954	13.335
100	7/28/2021	2.163	0.765	1.683	1.248	5.859
101	7/28/2021	7.559	4.498	4.794	6.157	23.008
102	7/28/2021	0.716	0.689	0.843	2.694	4.942
103	7/28/2021	2.171	1.915	2.398	2.343	8.827
104	7/28/2021	1.703	2.065	2.763	3.417	9.948
105	7/28/2021	5.496	6.553	7.399	7.971	27.419
106	7/28/2021	2.511	2.802	4.079	4.338	13.730
107	7/28/2021	4.490	5.323	4.437	4.414	18.664
108	7/28/2021	0.137	0.139	0.138	0.141	0.555
109	7/28/2021	1.292	1.331	1.444	1.415	5.482
110	7/28/2021	3.441	3.435	3.433	3.432	13.741
111	7/28/2021	1.599	0.949	1.307	1.333	5.188
113	7/28/2021	1.434	1.305	1.595	1.168	5.502
114	7/28/2021	2.480	3.627	3.666	2.515	12.288
115	7/28/2021	1.970	2.007	2.321	2.618	8.916
117	7/28/2021	1.298	1.376	1.315	1.371	5.360
118	7/28/2021	0.199	0.131	0.215	0.192	0.737
120	7/28/2021	2.192	1.865	2.002	1.969	8.028
121	7/28/2021	1.835	1.778	2.629	3.241	9.483

Duke Energy Kentucky
Peak Time Rebate Pilot Program

Customer	Event	Baseline Usage Hour Ending				Total
		4:00	5:00	6:00	7:00	
122	7/28/2021	4.850	5.206	5.187	5.169	20.412
123	7/28/2021	2.097	2.557	2.401	2.617	9.672
126	7/28/2021	0.630	0.567	0.646	0.619	2.462
127	7/28/2021	2.147	2.164	3.918	4.340	12.569
128	7/28/2021	2.505	2.663	2.374	1.967	9.509
129	7/28/2021	2.652	3.284	4.190	3.699	13.825
130	7/28/2021	1.356	2.422	3.270	2.551	9.599
131	7/28/2021	2.148	2.141	2.151	2.127	8.567
132	7/28/2021	2.121	2.118	3.204	3.073	10.516
135	7/28/2021	1.224	2.078	2.524	2.110	7.936
136	7/28/2021	3.350	3.537	3.131	2.890	12.908
138	7/28/2021	4.140	4.958	2.017	3.090	14.205
139	7/28/2021	3.514	3.819	3.551	3.632	14.516
140	7/28/2021	2.739	5.807	3.658	3.328	15.532
141	7/28/2021	1.779	2.024	1.647	1.817	7.267
142	7/28/2021	4.331	2.118	3.315	4.315	14.079
146	7/28/2021	0.993	1.426	2.061	1.459	5.939
147	7/28/2021	1.722	2.063	2.166	1.917	7.868
148	7/28/2021	2.743	2.205	3.609	2.966	11.523
149	7/28/2021	3.090	3.060	3.229	3.325	12.704
150	7/28/2021	2.531	3.285	2.643	2.663	11.122
151	7/28/2021	4.194	5.127	7.005	5.753	22.079
152	7/28/2021	3.795	4.432	4.323	4.618	17.168
153	7/28/2021	0.861	1.014	1.208	1.486	4.569
154	7/28/2021	2.748	2.660	2.748	2.644	10.800
155	7/28/2021	0.268	0.270	1.150	1.311	2.999
156	7/28/2021	0.461	0.472	0.689	0.965	2.587
158	7/28/2021	1.386	1.513	1.352	1.306	5.557
160	7/28/2021	0.420	1.497	0.845	0.955	3.717
161	7/28/2021	2.969	2.402	1.303	1.088	7.762
162	7/28/2021	0.315	0.714	0.964	1.937	3.930
164	7/28/2021	4.630	4.541	2.964	5.314	17.449
165	7/28/2021	0.247	0.250	0.264	0.278	1.039
166	7/28/2021	2.831	3.004	2.957	2.884	11.676
167	7/28/2021	1.273	0.982	1.782	1.246	5.283
168	7/28/2021	4.562	5.036	5.250	5.517	20.365
170	7/28/2021	1.525	1.731	1.792	2.081	7.129
171	7/28/2021	4.270	3.632	4.039	3.259	15.200
172	7/28/2021	3.891	5.440	5.208	3.609	18.148
173	7/28/2021	5.082	6.226	5.005	4.604	20.917
174	7/28/2021	2.448	2.580	2.649	2.195	9.872
175	7/28/2021	1.630	1.678	2.345	2.450	8.103
177	7/28/2021	2.195	2.598	2.855	2.858	10.506
178	7/28/2021	3.660	4.045	4.724	4.074	16.503
180	7/28/2021	7.736	7.658	6.713	5.014	27.121
181	7/28/2021	1.027	1.118	1.766	1.658	5.569
182	7/28/2021	0.520	1.286	0.446	0.175	2.427
184	7/28/2021	1.814	2.430	3.045	3.144	10.433
185	7/28/2021	0.967	1.001	1.366	1.791	5.125
187	7/28/2021	4.741	4.246	3.965	3.699	16.651
188	7/28/2021	3.033	3.419	4.567	4.783	15.802
190	7/28/2021	0.599	1.033	1.107	0.788	3.527
191	7/28/2021	3.052	1.258	1.058	1.512	6.880
192	7/28/2021	0.660	0.819	2.126	3.709	7.314
193	7/28/2021	4.317	4.702	3.714	3.908	16.641
194	7/28/2021	2.025	2.682	2.623	2.810	10.140
195	7/28/2021	1.719	2.213	3.338	3.376	10.646
196	7/28/2021	3.070	3.023	3.231	3.359	12.683
197	7/28/2021	0.740	0.641	0.792	1.351	3.524
198	7/28/2021	2.178	2.550	2.516	2.526	9.770
200	7/28/2021	2.494	3.582	4.371	5.075	15.522
202	7/28/2021	0.938	1.530	1.716	1.611	5.795

Duke Energy Kentucky
Peak Time Rebate Pilot Program

Customer	Event	Baseline Usage Hour Ending				Total
		4:00	5:00	6:00	7:00	
203	7/28/2021	3.128	3.349	2.322	2.455	11.254
204	7/28/2021	2.009	1.072	3.960	3.573	10.614
205	7/28/2021	3.132	4.096	3.962	4.419	15.609
206	7/28/2021	0.190	0.192	0.201	0.204	0.787
207	7/28/2021	1.573	1.659	1.486	1.467	6.185
208	7/28/2021	2.523	2.777	2.953	4.714	12.967
209	7/28/2021	2.456	2.427	2.486	2.484	9.853
210	7/28/2021	2.871	2.909	3.158	3.266	12.204
211	7/28/2021	1.594	1.718	1.918	2.460	7.690
212	7/28/2021	3.323	3.455	4.291	3.842	14.911
213	7/28/2021	1.067	1.167	1.145	1.188	4.567
214	7/28/2021	0.421	3.394	3.821	3.455	11.091
215	7/28/2021	1.259	1.389	1.374	1.451	5.473
217	7/28/2021	2.310	2.935	2.597	2.253	10.095
218	7/28/2021	1.736	2.598	2.405	2.196	8.935
219	7/28/2021	2.430	2.623	3.555	3.485	12.093
220	7/28/2021	2.675	4.562	3.695	1.889	12.821
221	7/28/2021	1.597	1.759	3.155	3.113	9.624
222	7/28/2021	2.045	2.153	2.150	2.352	8.700
223	7/28/2021	3.712	3.303	3.884	5.223	16.122
225	7/28/2021	4.409	4.115	4.035	3.957	16.516
226	7/28/2021	3.551	6.460	7.817	6.756	24.584
227	7/28/2021	2.093	3.076	2.998	2.752	10.919
228	7/28/2021	2.109	2.248	2.248	2.659	9.264
229	7/28/2021	3.047	3.091	3.412	3.083	12.633
230	7/28/2021	1.753	1.749	1.682	1.560	6.744
231	7/28/2021	2.416	3.250	3.575	3.924	13.165
232	7/28/2021	1.483	2.402	1.686	1.640	7.211
233	7/28/2021	1.698	1.585	1.577	2.338	7.198
235	7/28/2021	1.456	2.302	1.607	1.262	6.627
236	7/28/2021	2.524	2.540	3.132	4.071	12.267
237	7/28/2021	4.334	2.885	3.043	3.088	13.350
238	7/28/2021	1.240	2.834	3.154	3.489	10.717
239	7/28/2021	1.966	2.364	3.716	3.344	11.390
240	7/28/2021	0.493	0.596	1.057	1.878	4.024
241	7/28/2021	1.409	1.227	1.295	1.354	5.285
242	7/28/2021	3.152	2.944	2.798	2.684	11.578
244	7/28/2021	0.877	1.733	1.780	2.722	7.112
245	7/28/2021	0.624	0.825	0.647	1.319	3.415
246	7/28/2021	2.207	1.742	1.524	2.538	8.011
247	7/28/2021	2.032	2.457	2.326	2.513	9.328
248	7/28/2021	4.144	4.223	4.331	4.282	16.980
249	7/28/2021	1.452	1.775	1.528	1.687	6.442
250	7/28/2021	2.308	1.792	1.318	1.567	6.985
251	7/28/2021	0.591	1.412	0.768	0.882	3.653
253	7/28/2021	1.798	1.882	2.186	2.333	8.199
254	7/28/2021	3.533	3.759	3.920	4.087	15.299
255	7/28/2021	2.295	2.192	3.016	2.504	10.007
256	7/28/2021	0.772	1.143	1.638	2.472	6.025
257	7/28/2021	0.369	1.589	1.196	1.254	4.408
258	7/28/2021	1.438	1.637	1.695	1.595	6.365
259	7/28/2021	2.536	2.680	2.679	3.508	11.403
260	7/28/2021	5.227	5.286	5.694	6.621	22.828
261	7/28/2021	3.113	3.269	2.910	2.839	12.131
262	7/28/2021	2.953	2.697	3.050	3.134	11.834
263	7/28/2021	0.384	0.341	0.390	0.352	1.467
264	7/28/2021	5.231	4.488	4.592	4.920	19.231
265	7/28/2021	2.668	2.990	2.863	2.858	11.379
266	7/28/2021	3.679	2.567	2.763	2.790	11.799
267	7/28/2021	0.373	1.807	2.593	5.142	9.915
268	7/28/2021	4.743	5.195	7.969	7.389	25.296
270	7/28/2021	2.215	1.920	2.498	2.651	9.284

Duke Energy Kentucky
Peak Time Rebate Pilot Program

Customer	Event	Baseline Usage Hour Ending				Total
		4:00	5:00	6:00	7:00	
271	7/28/2021	2.602	1.606	1.474	1.542	7.224
272	7/28/2021	0.357	0.770	1.562	0.949	3.638
274	7/28/2021	0.584	1.226	1.036	2.229	5.075
275	7/28/2021	5.184	5.575	5.339	5.178	21.276
276	7/28/2021	1.945	0.647	0.560	2.522	5.674
277	7/28/2021	1.958	3.108	2.756	2.217	10.039
278	7/28/2021	1.257	0.867	1.337	0.816	4.277
279	7/28/2021	3.198	2.974	2.489	2.854	11.515
280	7/28/2021	1.324	5.216	5.039	4.331	15.910
281	7/28/2021	2.386	2.836	2.935	4.197	12.354
282	7/28/2021	2.476	2.478	2.785	2.647	10.386
283	7/28/2021	2.209	2.218	2.228	2.741	9.396
284	7/28/2021	1.148	1.789	2.420	4.733	10.090
285	7/28/2021	2.245	2.316	2.395	2.616	9.572
286	7/28/2021	1.362	1.442	1.307	1.142	5.253
287	7/28/2021	3.071	3.220	2.458	2.419	11.168
288	7/28/2021	2.296	3.294	1.468	4.056	11.114
289	7/28/2021	1.401	1.459	1.497	1.511	5.868
290	7/28/2021	1.212	1.707	2.204	2.979	8.102
291	7/28/2021	2.263	2.915	2.780	3.958	11.916
292	7/28/2021	1.754	2.239	2.065	1.792	7.850
295	7/28/2021	1.215	3.960	2.879	5.054	13.108
296	7/28/2021	0.628	0.813	1.235	1.069	3.745
297	7/28/2021	2.496	3.137	4.085	2.388	12.106
298	7/28/2021	2.788	1.767	1.952	2.404	8.911
299	7/28/2021	1.788	2.051	2.254	2.297	8.390
300	7/28/2021	1.388	1.283	2.006	1.157	5.834
301	7/28/2021	1.919	2.095	2.219	2.219	8.452
302	7/28/2021	1.685	1.646	1.656	1.928	6.915
304	7/28/2021	1.823	1.218	1.648	2.002	6.691
305	7/28/2021	1.144	3.929	2.709	1.983	9.765
306	7/28/2021	1.744	2.164	2.864	2.118	8.890
307	7/28/2021	2.005	1.598	2.783	1.686	8.072
308	7/28/2021	0.891	0.861	1.065	0.852	3.669
310	7/28/2021	2.541	2.432	2.310	2.384	9.667
313	7/28/2021	2.888	3.061	3.293	3.543	12.785
314	7/28/2021	1.202	2.073	3.746	3.549	10.570
315	7/28/2021	2.225	1.406	1.438	1.416	6.485
316	7/28/2021	2.046	2.545	2.092	3.146	9.829
317	7/28/2021	4.161	3.819	4.072	4.852	16.904
318	7/28/2021	2.630	4.002	2.480	2.019	11.131
319	7/28/2021	1.633	1.664	0.958	0.913	5.168
320	7/28/2021	2.710	2.720	2.773	2.776	10.979
322	7/28/2021	4.198	4.295	4.275	5.709	18.477
324	7/28/2021	4.616	4.862	4.791	5.008	19.277
325	7/28/2021	1.029	1.142	1.079	0.956	4.206
326	7/28/2021	5.385	6.618	5.386	5.589	22.978
327	7/28/2021	1.078	1.035	1.600	1.682	5.395
328	7/28/2021	2.019	2.207	1.905	1.860	7.991
329	7/28/2021	2.277	2.381	2.482	2.410	9.550
330	7/28/2021	2.564	3.565	2.716	2.865	11.710
331	7/28/2021	5.043	4.004	4.071	3.130	16.248
332	7/28/2021	2.455	2.809	2.572	2.509	10.345
333	7/28/2021	1.361	1.129	1.732	1.134	5.356
334	7/28/2021	3.044	3.002	3.015	2.921	11.982
336	7/28/2021	1.234	1.213	1.318	1.341	5.106
337	7/28/2021	1.052	1.470	1.720	1.759	6.001
338	7/28/2021	0.847	0.867	1.134	1.078	3.926
339	7/28/2021	2.897	2.652	3.203	3.121	11.873
340	7/28/2021	0.143	0.419	0.346	0.484	1.392
341	7/28/2021	2.537	3.269	3.204	2.743	11.753
342	7/28/2021	0.996	1.169	2.811	2.409	7.385

Duke Energy Kentucky
Peak Time Rebate Pilot Program

Customer	Event	Baseline Usage Hour Ending				Total
		4:00	5:00	6:00	7:00	
343	7/28/2021	2.268	2.683	2.796	2.542	10.289
344	7/28/2021	3.032	3.000	3.142	3.521	12.695
345	7/28/2021	1.513	0.999	2.306	2.201	7.019
346	7/28/2021	2.934	3.304	4.120	4.655	15.013
347	7/28/2021	3.457	3.090	2.998	3.114	12.659
348	7/28/2021	1.549	1.724	1.632	2.079	6.984
350	7/28/2021	3.968	4.034	4.106	4.088	16.196
351	7/28/2021	1.173	1.389	1.729	1.419	5.710
352	7/28/2021	0.631	0.784	1.131	1.186	3.732
353	7/28/2021	3.074	3.577	4.883	3.584	15.118
354	7/28/2021	3.215	4.633	3.666	2.308	13.822
355	7/28/2021	0.315	0.316	0.275	0.290	1.196
356	7/28/2021	5.038	4.908	4.929	3.868	18.743
357	7/28/2021	4.133	4.129	4.309	4.023	16.594
358	7/28/2021	2.731	1.412	1.876	2.390	8.409
359	7/28/2021	0.249	0.907	0.514	0.532	2.202
360	7/28/2021	1.894	2.232	2.120	2.008	8.254
361	7/28/2021	2.221	2.461	2.322	2.337	9.341
362	7/28/2021	0.935	2.272	2.955	2.917	9.079
363	7/28/2021	2.533	2.529	4.555	2.845	12.462
364	7/28/2021	2.118	1.697	2.125	2.175	8.115
365	7/28/2021	1.846	0.770	0.715	0.709	4.040
366	7/28/2021	1.853	3.310	3.462	1.447	10.072
367	7/28/2021	1.039	2.342	2.114	2.603	8.098
368	7/28/2021	2.405	2.380	1.957	1.863	8.605
370	7/28/2021	1.977	2.519	2.935	2.361	9.792
371	7/28/2021	0.402	0.432	1.130	2.046	4.010
372	7/28/2021	2.977	3.731	5.354	4.031	16.093
374	7/28/2021	0.870	0.567	1.145	2.590	5.172
375	7/28/2021	5.008	5.082	4.849	4.601	19.540
376	7/28/2021	3.112	3.056	3.111	3.298	12.577
377	7/28/2021	3.665	3.262	3.259	3.278	13.464
378	7/28/2021	3.798	2.214	2.050	2.481	10.543
380	7/28/2021	1.111	1.223	1.253	1.362	4.949
381	7/28/2021	1.060	1.383	1.615	1.945	6.003
383	7/28/2021	2.910	2.805	3.542	3.321	12.578
384	7/28/2021	2.608	2.810	2.929	2.604	10.951
385	7/28/2021	1.197	1.097	1.317	0.712	4.323
386	7/28/2021	3.607	2.723	2.746	2.756	11.832
387	7/28/2021	2.537	2.030	2.772	3.125	10.464
388	7/28/2021	1.065	1.256	1.406	1.332	5.059
389	7/28/2021	1.231	2.166	2.236	5.850	11.483
390	7/28/2021	0.812	0.688	0.932	1.475	3.907
392	7/28/2021	2.634	2.542	2.604	2.619	10.399
393	7/28/2021	1.169	1.220	1.085	0.878	4.352
395	7/28/2021	0.402	0.652	0.615	0.379	2.048
396	7/28/2021	2.876	3.561	4.049	3.465	13.951
397	7/28/2021	3.270	5.020	3.784	2.977	15.051
398	7/28/2021	3.225	2.920	2.792	3.054	11.991
399	7/28/2021	3.056	2.977	3.370	3.166	12.569
400	7/28/2021	2.231	1.032	2.098	1.787	7.148
402	7/28/2021	1.076	1.213	2.522	2.714	7.525
403	7/28/2021	1.153	1.402	1.351	2.561	6.467
404	7/28/2021	4.610	4.558	4.928	6.454	20.550
405	7/28/2021	0.873	0.742	0.837	2.319	4.771
407	7/28/2021	3.176	3.069	3.445	3.270	12.960
408	7/28/2021	2.990	2.875	2.660	2.744	11.269
409	7/28/2021	0.689	0.791	0.981	1.077	3.538
410	7/28/2021	2.125	2.319	2.452	2.260	9.156
411	7/28/2021	2.588	2.420	3.564	3.976	12.548
412	7/28/2021	0.786	3.502	1.540	2.081	7.909
413	7/28/2021	1.101	1.263	2.400	4.030	8.794

Duke Energy Kentucky
Peak Time Rebate Pilot Program

Customer	Event	Baseline Usage Hour Ending				Total
		4:00	5:00	6:00	7:00	
414	7/28/2021	3.065	3.321	3.290	3.817	13.493
415	7/28/2021	0.942	2.799	3.299	2.161	9.201
416	7/28/2021	2.492	3.495	4.241	4.815	15.043
417	7/28/2021	1.034	1.427	1.709	2.105	6.275
418	7/28/2021	0.617	0.610	0.514	0.641	2.382
419	7/28/2021	2.052	2.727	2.401	2.609	9.789
420	7/28/2021	4.022	4.570	6.110	4.746	19.448
421	7/28/2021	2.843	1.655	1.425	1.391	7.314
422	7/28/2021	1.584	0.839	1.050	0.981	4.454
423	7/28/2021	3.576	3.637	4.019	3.535	14.767
424	7/28/2021	3.470	3.439	3.546	3.358	13.813
426	7/28/2021	1.719	1.910	1.491	2.509	7.629
427	7/28/2021	2.521	2.901	2.415	2.759	10.596
428	7/28/2021	0.893	0.851	0.963	0.886	3.593
429	7/28/2021	2.331	1.868	2.804	2.995	9.998
430	7/28/2021	3.680	5.122	3.941	3.655	16.398
431	7/28/2021	4.356	3.393	3.333	3.194	14.276
432	7/28/2021	3.351	4.268	4.462	4.637	16.718
433	7/28/2021	3.821	2.981	1.475	1.776	10.053
434	7/28/2021	3.869	3.754	3.961	3.919	15.503
435	7/28/2021	5.657	6.336	6.648	5.831	24.472
436	7/28/2021	1.567	1.868	2.417	1.285	7.137
437	7/28/2021	0.332	0.402	0.419	0.423	1.576
438	7/28/2021	1.082	1.187	1.346	1.424	5.039
439	7/28/2021	6.328	5.594	4.544	5.723	22.189
440	7/28/2021	2.620	3.264	3.641	3.601	13.126
441	7/28/2021	1.152	0.994	1.324	1.003	4.473
442	7/28/2021	2.973	2.909	3.132	3.821	12.835
443	7/28/2021	1.742	1.207	0.863	1.387	5.199
444	7/28/2021	4.267	5.988	5.879	5.980	22.114
445	7/28/2021	2.327	3.008	2.410	2.040	9.785
446	7/28/2021	0.390	0.627	0.647	1.243	2.907
447	7/28/2021	3.878	4.795	4.628	3.978	17.279
448	7/28/2021	3.019	2.735	2.254	2.212	10.220
449	7/28/2021	1.554	2.097	2.034	2.840	8.525
450	7/28/2021	1.829	1.666	0.468	0.840	4.803
451	7/28/2021	3.783	3.197	2.905	2.717	12.602
452	7/28/2021	2.498	2.534	2.550	2.555	10.137
456	7/28/2021	2.825	2.889	3.492	3.649	12.855
457	7/28/2021	2.712	2.694	2.665	2.913	10.984
458	7/28/2021	2.634	2.823	3.234	3.561	12.252
459	7/28/2021	3.172	2.897	3.433	3.949	13.451
460	7/28/2021	0.606	1.320	1.595	1.053	4.574
461	7/28/2021	1.523	2.022	1.784	1.904	7.233
463	7/28/2021	4.021	3.985	3.878	3.882	15.766
464	7/28/2021	1.936	1.839	1.904	2.503	8.182
465	7/28/2021	2.016	1.356	1.175	0.506	5.053
466	7/28/2021	3.067	2.663	2.499	3.181	11.410
467	7/28/2021	3.205	2.914	4.089	3.733	13.941
468	7/28/2021	0.388	0.393	0.649	0.861	2.291
470	7/28/2021	2.432	2.789	1.759	2.011	8.991
472	7/28/2021	2.935	3.045	3.609	3.625	13.214
474	7/28/2021	1.144	1.776	1.744	1.649	6.313
475	7/28/2021	0.298	0.728	0.298	0.298	1.622
476	7/28/2021	0.889	0.920	0.934	0.916	3.659
477	7/28/2021	1.575	1.328	1.608	1.724	6.235
478	7/28/2021	1.519	1.629	1.909	2.100	7.157
479	7/28/2021	1.925	2.129	2.764	3.294	10.112
480	7/28/2021	6.166	7.577	7.330	9.030	30.103
481	7/28/2021	4.132	4.090	4.290	5.059	17.571
482	7/28/2021	2.776	2.702	2.891	2.885	11.254
483	7/28/2021	1.744	1.686	2.035	1.939	7.404

Duke Energy Kentucky
Peak Time Rebate Pilot Program

Customer	Event	Baseline Usage Hour Ending				Total
		4:00	5:00	6:00	7:00	
484	7/28/2021	2.126	2.314	2.492	3.738	10.670
486	7/28/2021	4.621	4.916	3.754	5.483	18.774
487	7/28/2021	2.507	4.205	3.831	2.571	13.114
488	7/28/2021	3.240	3.137	3.584	2.975	12.936
489	7/28/2021	2.245	2.257	2.251	2.263	9.016
490	7/28/2021	1.779	1.591	1.522	1.414	6.306
491	7/28/2021	3.810	4.621	3.093	2.317	13.841
492	7/28/2021	2.955	2.880	3.117	4.053	13.005
493	7/28/2021	4.035	3.979	4.932	4.164	17.110
494	7/28/2021	1.934	2.243	2.556	2.077	8.810
495	7/28/2021	2.053	2.798	2.948	2.366	10.165
496	7/28/2021	0.506	1.133	0.807	1.133	3.579
497	7/28/2021	9.178	6.042	11.699	9.920	36.839
498	7/28/2021	0.230	0.154	0.268	0.250	0.902
499	7/28/2021	1.890	2.888	3.002	3.854	11.634
500	7/28/2021	1.411	1.016	1.245	1.550	5.222
501	7/28/2021	0.536	0.713	0.908	0.900	3.057
503	7/28/2021	2.265	4.100	4.003	4.120	14.488
505	7/28/2021	0.902	0.665	0.685	0.772	3.024
507	7/28/2021	3.502	3.012	4.018	3.842	14.374
508	7/28/2021	0.948	1.099	2.121	2.685	6.853
509	7/28/2021	3.831	2.102	1.694	3.340	10.967
510	7/28/2021	2.909	2.704	4.867	4.129	14.609
511	7/28/2021	3.352	4.245	3.966	3.729	15.292
512	7/28/2021	4.125	4.292	3.428	3.232	15.077
514	7/28/2021	3.032	2.942	3.103	3.357	12.434
515	7/28/2021	2.360	2.392	2.607	3.275	10.634
516	7/28/2021	3.467	3.159	0.338	0.180	7.144
517	7/28/2021	0.301	0.367	0.682	0.377	1.727
518	7/28/2021	2.516	2.788	2.816	2.913	11.033
520	7/28/2021	4.557	5.010	5.302	5.857	20.726
521	7/28/2021	4.614	5.019	3.612	5.023	18.268
522	7/28/2021	0.270	0.275	0.947	1.518	3.010
523	7/28/2021	3.118	2.722	2.827	2.204	10.871
524	7/28/2021	1.652	1.863	2.692	4.269	10.476
526	7/28/2021	1.958	1.715	1.828	2.086	7.587
527	7/28/2021	1.000	2.102	2.514	1.341	6.957
528	7/28/2021	4.190	4.269	4.838	4.831	18.128
529	7/28/2021	4.128	3.265	3.966	3.813	15.172
530	7/28/2021	0.164	0.130	0.104	0.139	0.537
531	7/28/2021	2.276	2.352	2.882	3.171	10.681
532	7/28/2021	1.553	2.030	1.670	1.472	6.725
533	7/28/2021	0.180	0.214	0.180	0.180	0.754
534	7/28/2021	1.012	1.367	1.116	1.071	4.566
535	7/28/2021	2.461	2.617	2.821	2.919	10.818
536	7/28/2021	3.370	2.918	2.957	3.159	12.404
537	7/28/2021	1.757	2.179	1.288	1.034	6.258
538	7/28/2021	3.661	4.084	4.097	4.257	16.099
539	7/28/2021	2.442	2.546	2.843	4.047	11.878
540	7/28/2021	0.923	1.291	2.407	3.566	8.187
541	7/28/2021	0.539	0.293	0.467	1.082	2.381
542	7/28/2021	1.423	2.180	1.510	1.004	6.117
543	7/28/2021	3.651	3.961	4.183	4.631	16.426
544	7/28/2021	6.056	3.994	4.012	4.325	18.387
545	7/28/2021	0.372	0.418	0.394	0.341	1.525
546	7/28/2021	5.192	6.158	5.926	5.455	22.731
547	7/28/2021	3.103	2.898	3.198	3.130	12.329
548	7/28/2021	0.865	1.290	1.308	0.838	4.301
549	7/28/2021	0.204	0.460	1.079	2.161	3.904
550	7/28/2021	2.516	3.364	2.393	1.899	10.172
551	7/28/2021	4.125	4.094	4.058	4.034	16.311
552	7/28/2021	0.874	0.859	0.887	1.046	3.666

Duke Energy Kentucky
Peak Time Rebate Pilot Program

Customer	Event	Baseline Usage Hour Ending				Total
		4:00	5:00	6:00	7:00	
553	7/28/2021	2.001	2.010	1.820	1.115	6.946
554	7/28/2021	3.648	3.104	4.274	4.616	15.642
555	7/28/2021	2.850	2.996	3.044	2.951	11.841
556	7/28/2021	1.019	1.525	1.396	1.313	5.253
557	7/28/2021	1.408	2.568	2.668	2.776	9.420
558	7/28/2021	1.117	2.557	2.692	2.536	8.902
559	7/28/2021	3.711	3.668	3.869	4.026	15.274
560	7/28/2021	3.640	3.592	4.584	6.474	18.290
561	7/28/2021	2.830	3.317	5.278	2.806	14.231
562	7/28/2021	3.491	3.884	4.287	4.018	15.680
563	7/28/2021	1.581	1.803	1.626	1.642	6.652
565	7/28/2021	4.016	4.083	4.033	5.141	17.273
566	7/28/2021	1.365	1.756	1.726	1.859	6.706
568	7/28/2021	1.057	0.464	0.916	1.157	3.594
569	7/28/2021	0.927	1.530	1.198	0.886	4.541
570	7/28/2021	1.644	2.221	0.777	1.141	5.783
571	7/28/2021	2.209	2.212	2.226	3.113	9.760
572	7/28/2021	3.675	4.344	4.059	4.201	16.279
573	7/28/2021	0.797	0.845	1.036	0.841	3.519
574	7/28/2021	1.260	1.454	1.076	0.840	4.630
575	7/28/2021	3.069	6.046	4.849	3.523	17.487
576	7/28/2021	4.663	4.600	4.631	4.617	18.511
577	7/28/2021	1.327	1.315	1.819	1.825	6.286
578	7/28/2021	1.645	1.777	1.552	1.675	6.649
579	7/28/2021	5.603	4.364	4.989	5.481	20.437
580	7/28/2021	4.697	7.097	6.784	6.041	24.619
581	7/28/2021	4.997	4.895	5.035	4.633	19.560
582	7/28/2021	3.132	3.483	4.244	3.779	14.638
584	7/28/2021	1.513	1.517	1.495	1.521	6.046
585	7/28/2021	1.219	1.290	1.224	2.413	6.146
586	7/28/2021	5.044	4.946	4.948	5.724	20.662
587	7/28/2021	1.189	2.102	4.073	2.870	10.234
588	7/28/2021	3.049	3.726	4.680	5.389	16.844
589	7/28/2021	2.693	2.679	2.761	2.397	10.530
590	7/28/2021	0.585	1.087	1.090	1.134	3.896
591	7/28/2021	1.743	2.492	2.572	1.728	8.535
592	7/28/2021	2.441	1.774	1.772	1.312	7.299
593	7/28/2021	2.647	2.293	2.370	2.515	9.825
594	7/28/2021	1.274	1.576	2.089	1.737	6.676
595	7/28/2021	1.257	1.573	1.214	1.595	5.639
596	7/28/2021	1.169	1.415	1.296	1.302	5.182
597	7/28/2021	6.833	6.366	7.551	5.197	25.947
598	7/28/2021	2.403	2.275	2.516	1.944	9.138
599	7/28/2021	2.315	2.407	2.493	2.432	9.647
600	7/28/2021	2.666	2.780	3.508	2.730	11.684
601	7/28/2021	4.115	3.246	3.273	6.648	17.282
602	7/28/2021	3.677	3.802	3.554	2.778	13.811
603	7/28/2021	3.517	3.219	2.931	3.814	13.481
604	7/28/2021	0.391	1.177	1.193	2.145	4.906
605	7/28/2021	0.798	0.732	1.168	1.269	3.967
606	7/28/2021	0.001	0.001	0.002	0.140	0.144
608	7/28/2021	3.712	3.783	3.717	3.568	14.780
609	7/28/2021	0.681	0.954	1.158	0.783	3.576
610	7/28/2021	2.370	2.373	2.627	2.728	10.098
611	7/28/2021	2.106	2.796	3.872	4.364	13.138
612	7/28/2021	1.436	1.672	1.988	1.921	7.017
613	7/28/2021	1.797	2.863	4.388	3.891	12.939
614	7/28/2021	4.918	3.043	3.474	2.950	14.385
615	7/28/2021	3.934	2.109	1.769	1.499	9.311
616	7/28/2021	0.799	1.412	0.701	1.626	4.538
617	7/28/2021	1.488	1.446	2.491	2.849	8.274
618	7/28/2021	0.703	0.722	0.745	1.143	3.313

Duke Energy Kentucky
Peak Time Rebate Pilot Program

Customer	Event	Baseline Usage Hour Ending				Total
		4:00	5:00	6:00	7:00	
619	7/28/2021	0.632	1.478	2.754	2.634	7.498
620	7/28/2021	0.665	1.187	0.927	0.847	3.626
621	7/28/2021	3.557	6.783	3.166	3.045	16.551
622	7/28/2021	2.197	1.506	1.895	2.178	7.776
623	7/28/2021	3.589	2.902	3.746	3.483	13.720
624	7/28/2021	1.288	1.392	1.384	1.475	5.539
625	7/28/2021	1.321	1.397	1.401	1.438	5.557
626	7/28/2021	1.017	0.962	1.019	1.334	4.332
627	7/28/2021	2.382	2.569	2.029	1.524	8.504
628	7/28/2021	2.643	2.312	2.096	2.161	9.212
629	7/28/2021	2.294	2.145	2.231	2.014	8.684
630	7/28/2021	2.535	2.202	2.619	3.744	11.100
631	7/28/2021	2.262	1.809	1.430	2.644	8.145
632	7/28/2021	0.438	0.637	0.917	2.322	4.314
633	7/28/2021	0.861	0.789	0.926	1.872	4.448
634	7/28/2021	2.447	2.506	2.651	3.538	11.142
635	7/28/2021	4.004	3.053	2.884	2.812	12.753
636	7/28/2021	2.788	2.876	2.695	1.891	10.250
637	7/28/2021	1.223	1.348	2.220	1.701	6.492
639	7/28/2021	1.985	1.866	1.804	1.761	7.416
640	7/28/2021	0.912	1.274	1.404	1.376	4.966
641	7/28/2021	4.103	4.059	5.065	7.089	20.316
642	7/28/2021	0.801	0.677	0.797	0.761	3.036
644	7/28/2021	3.447	3.343	5.675	5.792	18.257
645	7/28/2021	1.207	1.182	1.476	1.463	5.328
646	7/28/2021	1.880	1.967	1.926	2.511	8.284
647	7/28/2021	3.116	1.326	1.581	1.601	7.624
648	7/28/2021	3.028	2.994	3.319	3.846	13.187
649	7/28/2021	2.075	2.054	2.696	1.902	8.727
650	7/28/2021	2.993	3.837	3.383	3.786	13.999
651	7/28/2021	6.774	7.445	7.868	7.849	29.936
652	7/28/2021	1.825	3.283	3.037	2.467	10.612
653	7/28/2021	1.274	1.428	1.511	1.631	5.844
654	7/28/2021	0.963	0.909	1.084	0.994	3.950
655	7/28/2021	0.517	0.333	0.464	0.261	1.575
657	7/28/2021	0.395	0.403	0.393	0.801	1.992
658	7/28/2021	7.057	7.336	7.725	6.734	28.852
659	7/28/2021	1.289	1.470	2.397	2.926	8.082
660	7/28/2021	2.114	1.861	1.962	2.426	8.363
661	7/28/2021	1.002	1.238	1.208	1.173	4.621
662	7/28/2021	1.000	0.948	1.031	0.903	3.882
663	7/28/2021	2.408	2.414	2.060	2.486	9.368
665	7/28/2021	1.116	1.152	1.488	0.997	4.753
666	7/28/2021	5.044	4.765	3.357	3.533	16.699
667	7/28/2021	2.985	2.856	2.680	2.563	11.084
668	7/28/2021	4.641	4.732	4.885	4.697	18.955
669	7/28/2021	3.274	3.198	2.447	2.936	11.855
670	7/28/2021	2.488	1.493	1.416	2.043	7.440
672	7/28/2021	2.522	4.011	2.550	1.496	10.579
673	7/28/2021	1.499	1.067	2.999	3.054	8.619
674	7/28/2021	3.932	3.564	3.316	3.334	14.146
675	7/28/2021	1.853	2.158	2.729	2.657	9.397
676	7/28/2021	2.038	2.971	2.320	2.917	10.246
677	7/28/2021	4.177	4.156	4.208	4.110	16.651
678	7/28/2021	2.926	3.363	4.427	5.294	16.010
679	7/28/2021	2.851	2.822	2.814	3.430	11.917
680	7/28/2021	0.828	0.913	0.905	1.954	4.600
681	7/28/2021	2.048	3.463	2.162	2.823	10.496
682	7/28/2021	2.964	3.170	3.773	4.179	14.086
683	7/28/2021	2.350	2.479	2.399	2.308	9.536
685	7/28/2021	3.580	4.075	4.163	3.913	15.731
686	7/28/2021	4.005	3.894	3.848	3.454	15.201

Duke Energy Kentucky
Peak Time Rebate Pilot Program

Customer	Event	Baseline Usage Hour Ending				Total
		4:00	5:00	6:00	7:00	
687	7/28/2021	3.791	4.441	4.541	3.553	16.326
688	7/28/2021	2.598	2.584	2.732	3.111	11.025
689	7/28/2021	0.003	0.004	0.003	0.004	0.014
690	7/28/2021	3.892	4.663	4.050	3.351	15.956
691	7/28/2021	0.525	0.517	0.593	1.064	2.699
692	7/28/2021	5.348	4.778	2.473	2.249	14.848
693	7/28/2021	2.520	2.848	3.605	4.364	13.337
694	7/28/2021	1.582	0.753	1.193	1.151	4.679
695	7/28/2021	4.523	4.439	4.461	3.378	16.801
696	7/28/2021	0.672	0.817	0.642	0.375	2.506
697	7/28/2021	0.795	1.018	0.949	0.991	3.753
698	7/28/2021	1.266	1.168	1.147	1.040	4.621
699	7/28/2021	2.384	2.162	1.031	3.010	8.587
700	7/28/2021	1.751	1.267	3.085	2.346	8.449
701	7/28/2021	4.572	4.636	5.461	6.132	20.801
703	7/28/2021	2.424	3.088	3.138	3.167	11.817
704	7/28/2021	0.273	0.641	0.593	0.615	2.122
705	7/28/2021	2.666	2.757	2.924	3.138	11.485
706	7/28/2021	0.050	0.078	0.127	0.156	0.411
707	7/28/2021	2.768	2.960	4.228	4.060	14.016
708	7/28/2021	0.082	0.935	1.010	0.389	2.416
709	7/28/2021	1.462	1.814	2.540	2.657	8.473
710	7/28/2021	1.113	2.941	2.898	2.881	9.833
711	7/28/2021	4.651	4.399	4.434	5.259	18.743
712	7/28/2021	1.680	1.922	1.363	2.269	7.234
713	7/28/2021	2.114	2.187	2.096	3.284	9.681
714	7/28/2021	2.035	2.021	2.012	1.978	8.046
715	7/28/2021	0.589	0.774	0.157	0.767	2.287
716	7/28/2021	1.708	1.719	1.568	1.320	6.315
719	7/28/2021	3.655	3.732	2.752	1.732	11.871
720	7/28/2021	0.923	1.440	0.969	2.155	5.487
721	7/28/2021	0.944	1.008	0.992	1.032	3.976
722	7/28/2021	2.142	2.258	2.606	2.490	9.496
724	7/28/2021	2.741	2.479	3.273	3.354	11.847
725	7/28/2021	0.149	0.102	0.198	0.263	0.712
728	7/28/2021	2.299	2.459	2.883	2.239	9.880
729	7/28/2021	2.575	1.758	1.924	0.810	7.067
730	7/28/2021	1.704	2.211	2.287	2.510	8.712
731	7/28/2021	0.769	0.766	0.806	0.777	3.118
732	7/28/2021	4.617	4.631	5.082	8.045	22.375
733	7/28/2021	1.903	2.289	2.776	2.064	9.032
734	7/28/2021	1.485	1.789	1.439	0.841	5.554
737	7/28/2021	2.968	2.588	2.340	2.023	9.919
738	7/28/2021	0.467	0.445	0.906	1.376	3.194
739	7/28/2021	1.848	1.881	2.548	2.633	8.910
740	7/28/2021	2.170	1.130	1.431	1.844	6.575
741	7/28/2021	2.182	2.252	2.121	2.190	8.745
743	7/28/2021	1.429	1.433	1.549	1.312	5.723
744	7/28/2021	0.963	0.942	0.939	0.980	3.824
745	7/28/2021	2.239	2.942	2.912	3.208	11.301
746	7/28/2021	4.387	4.545	4.018	3.520	16.470
747	7/28/2021	1.870	2.076	1.753	1.976	7.675
748	7/28/2021	1.934	3.199	5.950	5.892	16.975
749	7/28/2021	1.041	0.424	0.507	0.335	2.307
751	7/28/2021	2.953	2.937	3.348	3.083	12.321
752	7/28/2021	4.806	5.711	6.725	6.651	23.893
753	7/28/2021	2.168	1.932	1.683	1.789	7.572
754	7/28/2021	4.849	4.169	5.547	3.490	18.055
755	7/28/2021	2.271	2.464	2.637	2.685	10.057
756	7/28/2021	1.874	1.022	1.644	1.582	6.122
757	7/28/2021	1.904	2.823	3.676	2.978	11.381
758	7/28/2021	4.254	4.526	6.634	6.001	21.415

Duke Energy Kentucky
Peak Time Rebate Pilot Program

Customer	Event	Baseline Usage Hour Ending				Total
		4:00	5:00	6:00	7:00	
759	7/28/2021	1.664	1.712	1.767	1.934	7.077
760	7/28/2021	2.106	1.997	2.653	2.371	9.127
761	7/28/2021	3.808	3.125	3.361	4.081	14.375
762	7/28/2021	0.868	1.229	2.080	1.835	6.012
763	7/28/2021	1.296	1.280	1.280	1.256	5.112
764	7/28/2021	3.757	3.595	3.662	3.693	14.707
765	7/28/2021	3.146	3.748	5.025	3.579	15.498
766	7/28/2021	1.672	1.682	1.572	1.564	6.490
767	7/28/2021	2.324	1.572	1.079	1.389	6.364
768	7/28/2021	1.485	1.666	1.614	1.665	6.430
769	7/28/2021	4.325	3.865	4.019	3.991	16.200
771	7/28/2021	0.762	0.827	1.512	0.284	3.385
772	7/28/2021	1.207	1.372	1.574	1.799	5.952
773	7/28/2021	0.888	0.819	0.821	0.782	3.310
774	7/28/2021	1.936	1.973	2.082	2.583	8.574
775	7/28/2021	0.447	1.038	1.649	1.399	4.533
776	7/28/2021	3.454	3.052	3.002	2.966	12.474
777	7/28/2021	3.359	3.311	3.333	3.311	13.314
778	7/28/2021	1.806	2.797	2.461	2.340	9.404
779	7/28/2021	1.959	2.544	2.731	2.072	9.306
780	7/28/2021	0.332	0.447	1.018	0.692	2.489
781	7/28/2021	2.973	3.563	3.141	2.880	12.557
782	7/28/2021	1.969	4.247	3.354	3.322	12.892
783	7/28/2021	1.864	1.954	2.044	3.159	9.021
784	7/28/2021	3.060	2.041	2.087	2.231	9.419
785	7/28/2021	4.866	3.957	4.028	4.098	16.949
786	7/28/2021	0.473	0.486	0.521	0.526	2.006
787	7/28/2021	1.380	1.118	1.553	1.215	5.266
789	7/28/2021	2.454	2.616	2.717	2.711	10.498
790	7/28/2021	1.233	1.421	1.006	0.899	4.559
793	7/28/2021	1.920	1.480	1.722	1.869	6.991
794	7/28/2021	2.614	3.484	4.806	3.749	14.653
796	7/28/2021	3.510	1.425	1.257	2.052	8.244
797	7/28/2021	0.312	0.173	0.117	0.510	1.112
798	7/28/2021	1.155	1.005	0.842	0.868	3.870
799	7/28/2021	0.840	0.930	0.991	1.155	3.916
800	7/28/2021	1.154	1.376	2.190	2.455	7.175
802	7/28/2021	1.279	1.549	1.376	1.484	5.688
805	7/28/2021	2.564	2.755	2.642	3.615	11.576
810	7/28/2021	2.202	1.960	1.745	1.573	7.480
813	7/28/2021	2.610	3.535	2.933	3.130	12.208
814	7/28/2021	1.341	1.300	1.043	1.184	4.868
815	7/28/2021	4.135	4.595	3.092	3.405	15.227
816	7/28/2021	4.812	5.205	6.150	6.339	22.506
817	7/28/2021	3.361	3.279	3.043	1.988	11.671
818	7/28/2021	3.509	3.239	3.695	4.126	14.569
819	7/28/2021	1.653	1.879	2.047	1.945	7.524
820	7/28/2021	0.960	1.069	1.231	1.358	4.618
821	7/28/2021	3.381	3.133	2.264	1.685	10.463
822	7/28/2021	1.999	1.366	2.330	3.586	9.281
823	7/28/2021	1.476	1.484	1.476	1.421	5.857
824	7/28/2021	3.277	3.313	3.313	3.301	13.204
825	7/28/2021	2.711	2.815	3.095	2.764	11.385
826	7/28/2021	2.173	2.630	1.942	1.683	8.428
827	7/28/2021	2.207	1.617	2.132	1.601	7.557
828	7/28/2021	3.052	2.096	2.335	2.491	9.974
829	7/28/2021	3.261	3.496	3.650	3.682	14.089
830	7/28/2021	3.759	4.126	3.186	3.191	14.262
831	7/28/2021	2.392	2.330	2.100	2.400	9.222
832	7/28/2021	0.939	1.334	1.547	1.334	5.154
833	7/28/2021	4.351	3.309	4.267	3.602	15.529
834	7/28/2021	0.298	0.244	0.440	0.450	1.432

Duke Energy Kentucky
Peak Time Rebate Pilot Program

Customer	Event	Baseline Usage Hour Ending				Total
		4:00	5:00	6:00	7:00	
835	7/28/2021	3.270	4.869	4.986	4.189	17.314
836	7/28/2021	3.062	2.286	2.929	2.522	10.799
837	7/28/2021	1.833	2.181	3.172	2.598	9.784
838	7/28/2021	0.345	0.334	0.363	0.357	1.399
839	7/28/2021	3.464	3.811	4.179	4.631	16.085
840	7/28/2021	3.492	3.413	3.575	3.400	13.880
841	7/28/2021	2.070	3.183	2.613	2.319	10.185
843	7/28/2021	1.698	2.473	2.030	1.999	8.200
844	7/28/2021	1.581	1.694	1.694	1.447	6.416
845	7/28/2021	1.947	1.906	2.137	2.283	8.273
846	7/28/2021	0.491	0.389	0.413	0.425	1.718
847	7/28/2021	3.878	3.300	3.404	3.817	14.399
848	7/28/2021	0.602	0.471	0.637	0.855	2.565
849	7/28/2021	2.004	2.961	2.913	3.246	11.124
851	7/28/2021	1.684	1.677	1.694	4.257	9.312
852	7/28/2021	0.389	0.351	1.025	2.137	3.902
853	7/28/2021	0.703	0.988	1.227	1.198	4.116
854	7/28/2021	2.328	2.416	2.171	2.294	9.209
855	7/28/2021	1.018	1.072	2.018	1.722	5.830
856	7/28/2021	4.614	5.586	5.753	4.778	20.731
857	7/28/2021	0.233	0.227	0.394	0.259	1.113
858	7/28/2021	2.855	2.928	3.132	3.090	12.005
859	7/28/2021	4.670	4.431	4.705	4.443	18.249
861	7/28/2021	0.706	0.736	0.632	0.601	2.675
862	7/28/2021	0.570	0.889	0.976	1.465	3.900
863	7/28/2021	0.362	0.264	0.283	1.862	2.771
864	7/28/2021	3.039	2.711	2.494	2.321	10.565
865	7/28/2021	6.075	5.989	6.192	5.961	24.217
866	7/28/2021	0.211	0.176	0.167	0.164	0.718
867	7/28/2021	6.440	6.651	5.341	5.427	23.859
868	7/28/2021	3.171	3.109	3.080	3.070	12.430
869	7/28/2021	3.963	4.671	3.134	2.962	14.730
870	7/28/2021	0.855	1.095	1.049	1.367	4.366
871	7/28/2021	1.311	1.653	1.720	1.398	6.082
872	7/28/2021	3.923	3.195	3.901	3.276	14.295
873	7/28/2021	1.094	0.491	0.698	1.509	3.792
874	7/28/2021	4.095	5.269	4.637	6.938	20.939
875	7/28/2021	2.785	3.270	3.995	2.796	12.846
876	7/28/2021	1.207	1.239	1.510	1.605	5.561
877	7/28/2021	2.887	2.865	2.884	2.850	11.486
879	7/28/2021	0.123	0.506	2.560	2.712	5.901
880	7/28/2021	0.620	0.892	1.022	0.708	3.242
881	7/28/2021	1.482	2.513	2.423	2.095	8.513
882	7/28/2021	1.332	1.938	1.718	1.849	6.837
883	7/28/2021	3.802	3.971	4.278	4.245	16.296
884	7/28/2021	2.236	0.672	0.784	3.838	7.530
885	7/28/2021	1.337	1.231	1.035	0.979	4.582
886	7/28/2021	2.359	2.513	3.069	3.009	10.950
887	7/28/2021	1.612	1.681	1.933	1.973	7.199
888	7/28/2021	1.476	1.518	1.402	1.206	5.602
889	7/28/2021	0.687	0.711	0.711	0.687	2.796
890	7/28/2021	1.865	3.018	3.544	3.380	11.807
891	7/28/2021	2.848	2.660	2.736	2.718	10.962
892	7/28/2021	2.173	2.420	2.482	3.119	10.194
893	7/28/2021	0.533	0.842	0.543	0.550	2.468
894	7/28/2021	2.506	2.536	2.687	2.587	10.316
895	7/28/2021	0.424	0.468	0.436	0.513	1.841
896	7/28/2021	0.702	0.759	1.079	1.342	3.882
898	7/28/2021	0.831	1.925	2.464	1.857	7.077
899	7/28/2021	2.970	2.560	2.463	3.301	11.294
2	7/29/2021	1.090	1.134	1.235	1.539	4.999

Duke Energy Kentucky
Peak Time Rebate Pilot Program

Customer	Event	Baseline Usage Hour Ending				Total
		4:00	5:00	6:00	7:00	
3	7/29/2021	1.530	1.734	3.147	3.868	10.278
4	7/29/2021	2.311	2.556	3.499	4.175	12.540
5	7/29/2021	0.880	0.966	1.393	0.940	4.179
6	7/29/2021	2.947	3.108	3.533	3.036	12.624
7	7/29/2021	1.653	2.649	2.080	1.424	7.806
8	7/29/2021	3.390	4.010	4.918	4.573	16.891
11	7/29/2021	3.668	3.535	5.175	4.520	16.899
12	7/29/2021	2.306	2.902	3.176	3.418	11.802
13	7/29/2021	0.397	0.757	1.792	3.285	6.231
14	7/29/2021	2.113	2.440	2.249	1.709	8.511
15	7/29/2021	2.334	2.821	2.555	2.520	10.229
16	7/29/2021	1.815	2.871	2.687	2.372	9.745
17	7/29/2021	0.134	0.069	0.085	0.085	0.373
18	7/29/2021	2.444	2.168	1.879	1.753	8.243
19	7/29/2021	0.896	0.998	0.928	0.947	3.769
20	7/29/2021	2.898	3.233	3.849	3.338	13.319
21	7/29/2021	2.554	2.658	2.777	2.859	10.848
22	7/29/2021	4.640	4.757	5.017	4.793	19.207
23	7/29/2021	4.080	4.970	5.618	4.400	19.068
24	7/29/2021	1.801	2.033	2.736	2.496	9.066
25	7/29/2021	1.312	1.080	1.063	1.322	4.777
27	7/29/2021	6.655	7.033	8.469	8.233	30.390
28	7/29/2021	2.234	2.550	2.285	2.272	9.340
29	7/29/2021	1.550	1.752	1.895	1.438	6.635
30	7/29/2021	1.008	1.150	1.202	1.179	4.539
32	7/29/2021	1.961	1.917	1.797	1.377	7.051
34	7/29/2021	2.182	2.614	3.034	3.411	11.242
35	7/29/2021	0.530	0.562	0.478	0.561	2.130
36	7/29/2021	2.944	3.465	2.685	2.013	11.106
38	7/29/2021	2.661	3.330	3.119	2.672	11.783
39	7/29/2021	2.923	2.852	3.012	2.312	11.100
42	7/29/2021	1.096	1.839	2.327	1.509	6.771
43	7/29/2021	0.917	1.030	0.805	0.731	3.482
44	7/29/2021	0.779	1.063	1.519	1.471	4.832
46	7/29/2021	4.176	3.720	3.824	3.612	15.332
47	7/29/2021	5.142	4.963	4.676	4.268	19.049
48	7/29/2021	2.552	1.703	2.327	2.449	9.031
49	7/29/2021	5.315	4.709	5.172	4.437	19.634
50	7/29/2021	0.131	0.145	0.242	0.243	0.761
52	7/29/2021	2.462	2.258	3.733	3.809	12.262
53	7/29/2021	0.422	0.491	0.566	0.447	1.926
54	7/29/2021	4.405	4.083	4.717	6.132	19.336
55	7/29/2021	1.345	0.939	0.780	1.086	4.150
56	7/29/2021	1.145	1.051	1.193	0.955	4.344
57	7/29/2021	2.386	2.403	2.695	2.468	9.952
58	7/29/2021	2.030	2.212	2.142	1.839	8.222
59	7/29/2021	1.660	1.699	1.687	1.993	7.039
60	7/29/2021	0.286	0.107	0.404	1.558	2.355
61	7/29/2021	1.892	1.799	2.339	2.148	8.179
62	7/29/2021	2.348	2.573	2.853	2.915	10.689
63	7/29/2021	1.870	1.636	2.962	2.841	9.309
64	7/29/2021	3.584	4.119	5.051	4.542	17.295
65	7/29/2021	1.807	2.251	2.931	3.361	10.349
66	7/29/2021	2.505	2.278	3.790	3.144	11.718
67	7/29/2021	2.213	2.466	2.939	2.728	10.347
68	7/29/2021	2.069	2.655	2.626	2.614	9.964
70	7/29/2021	0.477	1.077	2.111	2.440	6.105
71	7/29/2021	2.020	2.006	2.228	2.392	8.645
73	7/29/2021	1.622	1.596	1.988	1.876	7.082
74	7/29/2021	0.735	1.215	0.991	2.405	5.346
76	7/29/2021	2.227	1.877	1.748	1.241	7.093
77	7/29/2021	2.363	1.866	2.740	2.283	9.252

Duke Energy Kentucky
Peak Time Rebate Pilot Program

Customer	Event	Baseline Usage Hour Ending				Total
		4:00	5:00	6:00	7:00	
78	7/29/2021	5.786	5.762	5.730	5.274	22.553
79	7/29/2021	1.750	1.683	1.906	2.006	7.345
80	7/29/2021	3.166	3.229	3.130	3.033	12.557
81	7/29/2021	2.714	2.088	2.218	2.281	9.301
82	7/29/2021	1.723	1.191	1.664	1.742	6.320
83	7/29/2021	4.999	5.262	5.370	4.751	20.382
84	7/29/2021	0.557	0.526	0.712	0.847	2.641
85	7/29/2021	1.308	1.715	1.576	2.627	7.226
86	7/29/2021	3.343	3.508	2.860	2.762	12.474
88	7/29/2021	3.299	3.391	3.593	3.650	13.934
89	7/29/2021	5.006	4.755	5.390	4.738	19.889
90	7/29/2021	2.106	2.339	2.052	2.379	8.877
91	7/29/2021	4.076	4.134	4.770	4.358	17.339
92	7/29/2021	2.820	3.441	4.537	4.266	15.064
94	7/29/2021	2.177	3.820	3.381	2.479	11.857
95	7/29/2021	0.566	1.114	1.155	1.068	3.903
97	7/29/2021	2.733	3.001	3.312	3.696	12.742
98	7/29/2021	2.584	2.832	3.522	3.566	12.503
99	7/29/2021	3.786	3.791	3.075	3.488	14.140
100	7/29/2021	2.993	3.060	2.521	2.521	11.095
101	7/29/2021	6.075	6.124	5.478	5.128	22.805
102	7/29/2021	1.282	1.287	1.533	1.779	5.881
103	7/29/2021	1.837	2.101	1.932	2.443	8.313
104	7/29/2021	1.753	1.995	2.012	3.035	8.795
105	7/29/2021	7.372	7.980	9.483	9.582	34.418
106	7/29/2021	3.287	3.216	3.754	4.068	14.325
107	7/29/2021	3.779	4.320	3.946	4.008	16.053
108	7/29/2021	1.113	1.192	1.247	1.316	4.869
109	7/29/2021	1.055	1.048	1.150	1.139	4.393
110	7/29/2021	3.053	3.533	4.509	3.956	15.051
111	7/29/2021	1.220	1.163	1.140	1.068	4.590
113	7/29/2021	1.319	1.109	1.520	1.492	5.439
114	7/29/2021	2.393	2.646	3.111	2.485	10.634
115	7/29/2021	1.906	1.988	2.122	2.274	8.291
117	7/29/2021	1.007	0.991	1.035	1.048	4.081
118	7/29/2021	0.935	1.022	1.838	1.768	5.563
120	7/29/2021	2.265	1.675	2.650	2.606	9.196
121	7/29/2021	1.456	1.646	2.095	2.563	7.761
122	7/29/2021	4.783	4.877	4.856	4.777	19.294
123	7/29/2021	1.707	1.894	2.062	2.083	7.745
126	7/29/2021	0.983	0.714	1.190	0.654	3.541
127	7/29/2021	2.173	2.389	3.002	2.913	10.477
128	7/29/2021	3.966	3.702	3.096	3.456	14.220
129	7/29/2021	3.840	4.330	4.846	4.305	17.321
130	7/29/2021	1.612	1.606	2.820	3.601	9.639
131	7/29/2021	3.130	3.242	3.440	3.154	12.965
132	7/29/2021	2.471	2.820	3.514	3.963	12.767
135	7/29/2021	1.447	2.179	2.048	1.795	7.468
136	7/29/2021	4.031	3.717	3.945	3.744	15.437
138	7/29/2021	3.658	3.733	2.545	2.918	12.855
139	7/29/2021	4.486	4.538	4.519	4.541	18.084
140	7/29/2021	3.754	4.361	3.684	3.491	15.291
141	7/29/2021	1.118	1.756	1.156	1.555	5.584
142	7/29/2021	3.671	2.781	3.048	3.455	12.955
146	7/29/2021	2.596	2.406	2.487	2.035	9.524
147	7/29/2021	0.748	0.952	1.384	1.163	4.246
148	7/29/2021	2.199	2.309	4.039	3.510	12.057
149	7/29/2021	3.032	3.331	3.504	3.990	13.857
150	7/29/2021	3.060	3.341	3.206	2.786	12.392
151	7/29/2021	4.322	4.112	6.000	5.210	19.645
152	7/29/2021	3.727	4.273	3.665	3.784	15.450
153	7/29/2021	0.947	0.912	1.433	1.377	4.668

Duke Energy Kentucky
Peak Time Rebate Pilot Program

Customer	Event	Baseline Usage Hour Ending				Total
		4:00	5:00	6:00	7:00	
154	7/29/2021	2.771	2.594	3.055	2.821	11.241
155	7/29/2021	0.517	0.504	0.755	0.843	2.619
156	7/29/2021	0.274	0.324	0.396	0.412	1.406
158	7/29/2021	0.919	1.058	1.182	1.104	4.263
160	7/29/2021	0.575	1.148	0.865	0.942	3.530
161	7/29/2021	1.973	2.363	1.963	2.129	8.429
162	7/29/2021	0.347	0.424	0.653	0.972	2.396
164	7/29/2021	4.771	4.431	3.967	4.686	17.854
165	7/29/2021	0.329	0.325	0.332	0.329	1.315
166	7/29/2021	3.351	3.493	2.892	2.851	12.588
167	7/29/2021	1.236	1.160	1.732	1.058	5.185
168	7/29/2021	5.564	5.465	6.425	5.823	23.276
170	7/29/2021	1.227	1.425	1.846	1.889	6.387
171	7/29/2021	3.785	3.783	4.148	3.813	15.529
172	7/29/2021	4.260	5.083	4.797	4.429	18.569
173	7/29/2021	4.503	6.167	6.213	5.902	22.785
174	7/29/2021	1.906	2.444	2.565	1.891	8.806
175	7/29/2021	2.134	2.142	2.242	2.159	8.678
177	7/29/2021	2.188	2.660	2.902	2.781	10.531
178	7/29/2021	3.454	3.286	4.376	4.160	15.275
180	7/29/2021	6.254	6.683	6.487	6.775	26.199
181	7/29/2021	1.035	1.197	1.620	1.805	5.658
182	7/29/2021	0.527	0.421	0.437	0.407	1.792
184	7/29/2021	2.171	2.900	3.318	3.193	11.582
185	7/29/2021	1.135	1.347	1.653	2.048	6.184
187	7/29/2021	3.825	4.002	3.955	3.494	15.275
188	7/29/2021	3.272	2.975	4.224	4.388	14.859
190	7/29/2021	0.914	0.894	0.945	0.989	3.742
191	7/29/2021	2.787	1.330	0.947	1.261	6.324
192	7/29/2021	1.905	1.610	2.879	3.201	9.595
193	7/29/2021	2.943	3.106	3.191	2.806	12.045
194	7/29/2021	2.173	2.633	2.735	2.739	10.280
195	7/29/2021	0.949	1.712	3.824	3.532	10.017
196	7/29/2021	2.440	3.124	4.557	4.214	14.335
197	7/29/2021	0.451	0.511	0.886	1.571	3.419
198	7/29/2021	2.382	2.376	2.187	2.084	9.028
200	7/29/2021	3.247	3.681	3.723	3.484	14.135
202	7/29/2021	1.020	1.428	2.012	1.883	6.343
203	7/29/2021	2.509	2.288	2.053	2.161	9.011
204	7/29/2021	1.948	2.129	2.851	2.500	9.427
205	7/29/2021	3.549	4.352	4.784	4.021	16.705
206	7/29/2021	0.295	0.196	0.192	0.187	0.870
207	7/29/2021	1.394	1.517	1.661	1.622	6.194
208	7/29/2021	3.698	4.112	3.769	3.864	15.443
209	7/29/2021	2.306	2.355	2.381	2.245	9.286
210	7/29/2021	2.228	2.478	3.424	3.614	11.744
211	7/29/2021	2.017	2.576	2.473	2.725	9.791
212	7/29/2021	4.236	4.289	4.621	3.978	17.123
213	7/29/2021	0.960	0.875	0.921	0.901	3.656
214	7/29/2021	0.569	3.029	3.644	2.963	10.205
215	7/29/2021	0.776	1.062	0.843	1.265	3.947
217	7/29/2021	2.949	2.964	2.542	2.365	10.819
218	7/29/2021	1.999	2.686	2.462	2.266	9.413
219	7/29/2021	2.821	3.019	3.335	3.540	12.714
220	7/29/2021	3.092	3.622	3.777	3.125	13.616
221	7/29/2021	2.316	2.112	2.888	3.076	10.392
222	7/29/2021	2.302	2.398	2.461	2.325	9.485
223	7/29/2021	4.963	4.182	4.637	4.530	18.313
225	7/29/2021	4.170	4.498	4.865	4.406	17.940
226	7/29/2021	4.143	6.519	7.235	5.723	23.620
227	7/29/2021	2.049	3.319	3.373	3.284	12.025
228	7/29/2021	2.080	2.257	2.086	2.126	8.550

Duke Energy Kentucky
Peak Time Rebate Pilot Program

Customer	Event	Baseline Usage Hour Ending				Total
		4:00	5:00	6:00	7:00	
229	7/29/2021	3.514	3.895	3.899	3.584	14.892
230	7/29/2021	1.189	0.974	0.816	0.767	3.746
231	7/29/2021	3.152	3.241	3.723	4.010	14.127
232	7/29/2021	1.207	2.216	1.910	2.247	7.580
233	7/29/2021	1.571	1.735	1.549	1.789	6.644
235	7/29/2021	1.026	1.432	1.809	1.683	5.950
236	7/29/2021	1.203	1.283	1.384	1.589	5.459
237	7/29/2021	3.411	2.868	3.084	2.726	12.089
238	7/29/2021	1.363	2.995	3.205	3.499	11.062
239	7/29/2021	1.915	2.100	3.082	2.935	10.032
240	7/29/2021	1.057	1.612	1.376	1.653	5.697
241	7/29/2021	1.596	1.512	1.549	1.318	5.976
242	7/29/2021	3.027	2.973	2.928	3.043	11.972
244	7/29/2021	1.211	0.814	1.349	1.637	5.010
245	7/29/2021	0.702	0.594	0.494	0.725	2.515
246	7/29/2021	1.721	1.605	1.630	2.025	6.980
247	7/29/2021	2.347	2.527	2.376	2.580	9.830
248	7/29/2021	4.516	4.321	4.302	3.979	17.118
249	7/29/2021	1.025	1.778	1.590	1.525	5.918
250	7/29/2021	1.770	1.748	1.834	1.854	7.206
251	7/29/2021	1.866	1.458	1.685	2.012	7.021
253	7/29/2021	2.337	2.237	2.894	3.385	10.853
254	7/29/2021	3.874	4.153	5.205	4.716	17.948
255	7/29/2021	2.123	2.253	2.654	2.208	9.238
256	7/29/2021	1.716	2.003	2.662	2.702	9.084
257	7/29/2021	0.624	1.137	1.181	1.209	4.150
258	7/29/2021	1.073	1.252	1.209	1.076	4.610
259	7/29/2021	3.264	3.265	3.534	4.217	14.280
260	7/29/2021	6.363	6.056	6.503	6.434	25.356
261	7/29/2021	3.566	3.551	3.602	3.288	14.007
262	7/29/2021	2.486	2.435	2.184	2.193	9.298
263	7/29/2021	0.449	0.411	0.441	0.390	1.691
264	7/29/2021	5.024	4.605	4.795	4.937	19.361
265	7/29/2021	3.806	3.301	3.047	3.171	13.325
266	7/29/2021	3.510	2.932	3.766	3.531	13.739
267	7/29/2021	1.208	2.108	1.575	2.452	7.343
268	7/29/2021	4.573	5.304	7.844	7.802	25.523
270	7/29/2021	2.442	2.194	2.182	2.309	9.127
271	7/29/2021	2.233	1.382	1.830	1.849	7.294
272	7/29/2021	0.524	0.770	0.801	0.754	2.849
274	7/29/2021	0.731	1.406	1.277	2.970	6.384
275	7/29/2021	5.691	5.494	5.592	5.372	22.149
276	7/29/2021	2.763	2.565	2.718	2.778	10.824
277	7/29/2021	1.940	2.085	2.387	2.149	8.562
278	7/29/2021	1.627	1.029	0.933	0.715	4.305
279	7/29/2021	3.510	3.896	3.559	3.783	14.748
280	7/29/2021	2.837	3.751	4.676	3.274	14.539
281	7/29/2021	2.916	2.854	3.071	3.368	12.208
282	7/29/2021	1.410	1.842	2.485	2.062	7.799
283	7/29/2021	2.521	2.232	2.548	3.015	10.316
284	7/29/2021	1.465	2.303	2.652	4.166	10.585
285	7/29/2021	2.827	2.877	2.957	2.966	11.626
286	7/29/2021	1.283	1.445	1.205	1.140	5.074
287	7/29/2021	2.117	2.060	2.084	2.088	8.349
288	7/29/2021	1.667	3.888	1.297	3.143	9.995
289	7/29/2021	1.489	1.509	1.604	1.569	6.172
290	7/29/2021	1.355	1.929	2.398	2.362	8.043
291	7/29/2021	2.108	2.311	2.602	2.676	9.697
292	7/29/2021	1.945	2.022	2.156	1.909	8.033
295	7/29/2021	1.314	4.490	3.350	3.803	12.956
296	7/29/2021	0.760	0.855	1.115	0.885	3.615
297	7/29/2021	2.554	2.304	2.540	1.969	9.368

Duke Energy Kentucky
Peak Time Rebate Pilot Program

Customer	Event	Baseline Usage Hour Ending				Total
		4:00	5:00	6:00	7:00	
298	7/29/2021	1.928	1.798	2.439	2.557	8.722
299	7/29/2021	2.225	2.408	2.580	2.560	9.773
300	7/29/2021	0.657	0.901	1.665	1.204	4.427
301	7/29/2021	2.367	2.361	2.687	2.615	10.029
302	7/29/2021	1.864	1.907	1.946	1.798	7.514
304	7/29/2021	1.944	2.210	2.380	2.645	9.179
305	7/29/2021	1.478	2.285	2.197	2.345	8.305
306	7/29/2021	2.456	2.747	3.959	3.319	12.481
307	7/29/2021	1.794	1.599	2.574	2.698	8.666
308	7/29/2021	0.573	0.971	0.959	0.867	3.370
310	7/29/2021	2.390	2.257	2.469	2.497	9.613
313	7/29/2021	2.814	3.079	3.385	3.236	12.514
314	7/29/2021	1.170	3.135	3.359	1.637	9.301
315	7/29/2021	2.184	1.675	1.388	1.375	6.622
316	7/29/2021	2.327	2.716	2.954	2.928	10.924
317	7/29/2021	3.692	3.401	4.042	3.464	14.600
318	7/29/2021	2.467	3.430	2.730	2.561	11.188
319	7/29/2021	1.491	1.337	1.130	0.932	4.890
320	7/29/2021	3.408	3.510	3.924	3.864	14.705
322	7/29/2021	3.595	4.035	3.957	4.091	15.677
324	7/29/2021	4.140	4.804	5.135	3.944	18.023
325	7/29/2021	2.609	2.707	2.864	3.421	11.601
326	7/29/2021	5.233	5.188	5.776	5.070	21.268
327	7/29/2021	1.179	1.347	1.299	1.377	5.202
328	7/29/2021	1.349	1.536	1.364	1.318	5.567
329	7/29/2021	2.770	2.810	2.660	2.369	10.610
330	7/29/2021	3.667	3.932	4.034	4.363	15.997
331	7/29/2021	3.394	3.407	4.279	3.528	14.608
332	7/29/2021	2.856	2.993	3.362	3.243	12.455
333	7/29/2021	1.171	1.091	1.564	1.413	5.239
334	7/29/2021	4.154	3.785	4.050	4.000	15.989
336	7/29/2021	0.771	0.983	0.851	0.807	3.412
337	7/29/2021	1.444	1.620	1.812	1.821	6.697
338	7/29/2021	1.340	1.167	1.317	0.913	4.737
339	7/29/2021	3.190	3.266	3.483	3.445	13.384
340	7/29/2021	0.217	0.486	0.565	1.171	2.439
341	7/29/2021	2.410	2.921	3.306	3.376	12.014
342	7/29/2021	1.197	1.491	2.398	1.765	6.851
343	7/29/2021	2.008	2.120	2.254	2.072	8.454
344	7/29/2021	3.083	2.919	3.106	3.465	12.573
345	7/29/2021	1.389	1.344	2.009	2.390	7.132
346	7/29/2021	3.756	3.918	4.754	4.722	17.149
347	7/29/2021	4.693	4.378	4.086	4.051	17.209
348	7/29/2021	1.701	1.625	1.474	1.900	6.700
350	7/29/2021	2.540	2.938	3.501	4.135	13.113
351	7/29/2021	1.254	1.704	1.319	1.336	5.613
352	7/29/2021	0.641	0.800	1.452	2.091	4.984
353	7/29/2021	4.186	4.133	4.366	3.738	16.423
354	7/29/2021	4.056	3.845	3.798	2.887	14.587
355	7/29/2021	0.301	0.303	0.297	0.289	1.190
356	7/29/2021	2.606	2.989	2.642	2.606	10.843
357	7/29/2021	4.176	4.152	4.477	4.715	17.520
358	7/29/2021	3.018	2.403	3.228	4.294	12.942
359	7/29/2021	2.073	3.132	3.384	3.292	11.882
360	7/29/2021	2.723	2.890	2.727	2.278	10.618
361	7/29/2021	2.149	2.144	2.340	2.184	8.817
362	7/29/2021	1.679	2.080	2.420	2.365	8.544
363	7/29/2021	1.800	2.099	3.114	3.680	10.692
364	7/29/2021	2.229	1.805	1.897	2.205	8.136
365	7/29/2021	1.616	1.293	0.851	0.829	4.588
366	7/29/2021	0.617	1.053	1.123	0.583	3.375
367	7/29/2021	1.560	2.039	2.093	2.126	7.819

Duke Energy Kentucky
Peak Time Rebate Pilot Program

Customer	Event	Baseline Usage Hour Ending				Total
		4:00	5:00	6:00	7:00	
368	7/29/2021	1.574	1.720	1.651	1.574	6.518
370	7/29/2021	2.134	3.369	3.131	2.267	10.902
371	7/29/2021	1.384	1.170	1.191	1.331	5.076
372	7/29/2021	2.362	2.396	2.911	3.356	11.025
374	7/29/2021	0.968	1.294	1.255	1.553	5.070
375	7/29/2021	4.983	5.026	5.068	4.508	19.585
376	7/29/2021	3.401	3.273	3.426	3.293	13.392
377	7/29/2021	2.966	2.873	2.835	2.443	11.117
378	7/29/2021	3.373	2.313	2.495	2.346	10.528
380	7/29/2021	0.982	1.038	1.173	1.239	4.432
381	7/29/2021	1.407	1.510	1.450	1.545	5.912
383	7/29/2021	2.789	3.297	3.160	2.809	12.055
384	7/29/2021	2.839	2.940	3.106	3.096	11.980
385	7/29/2021	0.956	1.193	0.901	0.687	3.737
386	7/29/2021	3.280	3.527	2.861	2.767	12.435
387	7/29/2021	2.323	2.160	2.378	3.099	9.960
388	7/29/2021	1.866	1.954	2.032	1.816	7.667
389	7/29/2021	0.771	1.173	3.034	3.276	8.254
390	7/29/2021	0.460	0.424	0.396	0.639	1.920
392	7/29/2021	2.963	2.852	2.138	3.060	11.013
393	7/29/2021	1.032	0.820	0.766	0.655	3.273
395	7/29/2021	0.397	0.478	0.362	0.265	1.503
396	7/29/2021	2.729	3.617	3.921	3.560	13.828
397	7/29/2021	3.413	4.566	4.017	3.305	15.300
398	7/29/2021	3.144	2.511	2.496	3.113	11.263
399	7/29/2021	3.452	3.605	3.870	3.660	14.586
400	7/29/2021	1.518	1.156	1.881	1.528	6.083
402	7/29/2021	0.813	0.941	1.583	1.729	5.067
403	7/29/2021	1.334	1.451	1.116	1.567	5.469
404	7/29/2021	4.843	4.856	5.365	5.098	20.163
405	7/29/2021	0.731	0.558	0.519	1.071	2.878
407	7/29/2021	2.784	2.976	3.132	3.179	12.071
408	7/29/2021	2.243	2.418	2.413	2.440	9.514
409	7/29/2021	0.330	0.696	0.906	1.058	2.990
410	7/29/2021	2.383	2.291	2.506	2.490	9.670
411	7/29/2021	1.869	2.945	3.797	3.949	12.560
412	7/29/2021	1.983	1.980	1.543	2.598	8.104
413	7/29/2021	1.230	0.654	2.089	3.179	7.153
414	7/29/2021	3.765	3.839	4.305	3.910	15.819
415	7/29/2021	1.257	1.973	1.979	1.220	6.429
416	7/29/2021	2.200	2.619	2.775	3.657	11.251
417	7/29/2021	1.320	1.504	1.748	1.824	6.396
418	7/29/2021	1.365	1.180	1.791	2.103	6.439
419	7/29/2021	2.393	3.195	3.192	3.347	12.127
420	7/29/2021	4.612	4.902	5.945	5.973	21.432
421	7/29/2021	1.544	1.426	1.183	1.095	5.248
422	7/29/2021	0.972	0.834	0.656	0.511	2.973
423	7/29/2021	3.904	4.326	4.494	4.213	16.938
424	7/29/2021	3.685	3.338	3.671	3.188	13.882
426	7/29/2021	0.835	1.382	1.356	1.886	5.459
427	7/29/2021	3.141	3.854	3.833	3.342	14.171
428	7/29/2021	0.895	0.935	1.092	0.994	3.916
429	7/29/2021	1.885	2.250	2.771	2.756	9.661
430	7/29/2021	3.287	3.501	3.532	3.375	13.694
431	7/29/2021	4.514	3.874	4.308	3.977	16.673
432	7/29/2021	2.153	2.349	2.230	2.045	8.778
433	7/29/2021	2.407	3.220	2.201	2.143	9.971
434	7/29/2021	5.904	6.153	6.169	6.722	24.948
435	7/29/2021	6.961	6.369	6.971	6.327	26.628
436	7/29/2021	1.438	1.684	1.722	1.233	6.078
437	7/29/2021	0.567	0.591	0.488	0.469	2.115
438	7/29/2021	1.276	2.043	1.348	1.280	5.947

Duke Energy Kentucky
Peak Time Rebate Pilot Program

Customer	Event	Baseline Usage Hour Ending				Total
		4:00	5:00	6:00	7:00	
439	7/29/2021	6.298	5.888	5.140	6.393	23.718
440	7/29/2021	2.631	3.064	4.008	4.460	14.162
441	7/29/2021	0.300	0.269	0.479	0.302	1.350
442	7/29/2021	3.249	2.866	3.400	3.944	13.458
443	7/29/2021	1.539	1.157	1.184	1.500	5.380
444	7/29/2021	4.823	5.088	5.384	5.021	20.317
445	7/29/2021	1.390	1.689	1.810	1.668	6.557
446	7/29/2021	0.382	0.341	0.519	0.712	1.955
447	7/29/2021	4.946	4.854	5.070	4.839	19.708
448	7/29/2021	3.249	2.936	2.875	3.174	12.233
449	7/29/2021	2.237	3.047	2.888	3.266	11.437
450	7/29/2021	0.983	0.744	0.685	0.672	3.084
451	7/29/2021	4.656	4.877	5.050	4.241	18.824
452	7/29/2021	3.118	3.072	3.118	3.045	12.353
456	7/29/2021	2.948	3.044	3.285	3.115	12.392
457	7/29/2021	2.760	2.860	3.206	3.242	12.067
458	7/29/2021	2.398	2.844	3.090	2.926	11.258
459	7/29/2021	2.382	2.577	3.179	2.996	11.134
460	7/29/2021	1.288	1.193	1.560	1.582	5.624
461	7/29/2021	1.990	2.265	2.212	2.276	8.743
463	7/29/2021	3.638	3.932	4.107	4.063	15.741
464	7/29/2021	2.001	1.715	2.104	2.349	8.169
465	7/29/2021	1.117	2.460	1.530	1.261	6.368
466	7/29/2021	2.225	1.889	2.527	2.632	9.273
467	7/29/2021	3.218	3.844	4.298	3.660	15.019
468	7/29/2021	0.424	0.439	0.506	0.661	2.030
470	7/29/2021	2.840	2.938	2.515	2.645	10.938
472	7/29/2021	4.133	4.990	4.950	5.157	19.230
474	7/29/2021	1.327	1.602	1.997	1.910	6.836
475	7/29/2021	0.159	0.404	0.178	0.312	1.053
476	7/29/2021	0.995	1.012	0.979	0.927	3.914
477	7/29/2021	1.273	1.354	1.261	1.140	5.028
478	7/29/2021	0.819	0.907	1.223	1.617	4.566
479	7/29/2021	2.366	2.273	3.404	3.324	11.366
480	7/29/2021	4.493	6.013	8.609	10.753	29.868
481	7/29/2021	4.183	4.240	4.799	4.337	17.558
482	7/29/2021	3.199	3.321	4.103	3.265	13.888
483	7/29/2021	0.874	0.910	1.094	0.858	3.737
484	7/29/2021	2.141	2.180	2.178	2.864	9.362
486	7/29/2021	5.032	4.996	5.488	5.912	21.427
487	7/29/2021	1.911	2.184	2.725	2.137	8.957
488	7/29/2021	3.220	2.921	3.285	2.820	12.246
489	7/29/2021	2.099	1.948	2.069	2.205	8.320
490	7/29/2021	1.610	1.570	2.015	1.659	6.854
491	7/29/2021	3.317	3.553	2.395	2.518	11.783
492	7/29/2021	2.617	3.127	3.148	3.700	12.592
493	7/29/2021	4.062	3.672	4.289	4.250	16.273
494	7/29/2021	1.660	1.747	2.308	1.799	7.515
495	7/29/2021	1.967	2.098	2.420	2.327	8.812
496	7/29/2021	0.253	0.388	0.358	0.705	1.704
497	7/29/2021	8.925	9.686	12.312	10.193	41.116
498	7/29/2021	0.172	0.173	0.238	0.225	0.808
499	7/29/2021	2.765	3.176	4.005	4.644	14.589
500	7/29/2021	1.425	0.843	0.644	1.252	4.164
501	7/29/2021	0.548	0.559	0.818	0.957	2.882
503	7/29/2021	3.720	4.273	4.400	4.373	16.765
505	7/29/2021	0.764	0.739	0.836	0.738	3.078
507	7/29/2021	2.080	2.683	3.996	4.237	12.996
508	7/29/2021	2.162	2.580	1.620	1.674	8.036
509	7/29/2021	2.542	3.083	2.469	2.266	10.360
510	7/29/2021	2.406	2.342	3.866	3.572	12.185
511	7/29/2021	3.546	4.072	4.148	3.710	15.475

Duke Energy Kentucky
Peak Time Rebate Pilot Program

Customer	Event	Baseline Usage Hour Ending				Total
		4:00	5:00	6:00	7:00	
512	7/29/2021	2.677	3.245	3.423	2.848	12.193
514	7/29/2021	3.842	3.759	3.552	3.551	14.704
515	7/29/2021	2.365	2.509	2.500	2.455	9.830
516	7/29/2021	4.172	3.990	0.480	0.136	8.779
517	7/29/2021	0.992	0.556	0.743	0.389	2.680
518	7/29/2021	2.018	2.426	2.900	2.813	10.157
520	7/29/2021	5.776	5.824	6.228	6.485	24.312
521	7/29/2021	3.349	4.405	3.195	4.977	15.926
522	7/29/2021	1.057	0.709	1.069	1.436	4.271
523	7/29/2021	2.513	2.591	2.621	2.271	9.996
524	7/29/2021	2.490	3.286	3.098	3.198	12.072
526	7/29/2021	2.366	2.472	2.610	2.340	9.788
527	7/29/2021	1.353	1.693	2.411	2.108	7.565
528	7/29/2021	4.571	4.836	5.269	4.718	19.394
529	7/29/2021	3.428	3.543	3.571	3.670	14.213
530	7/29/2021	0.148	0.215	0.277	0.112	0.752
531	7/29/2021	2.531	2.312	2.585	3.011	10.439
532	7/29/2021	1.255	1.384	1.282	1.193	5.115
533	7/29/2021	0.522	0.521	0.343	0.232	1.618
534	7/29/2021	1.460	1.415	1.246	1.185	5.306
535	7/29/2021	2.481	2.772	2.578	3.007	10.838
536	7/29/2021	3.467	3.528	3.566	2.951	13.513
537	7/29/2021	2.419	2.416	2.125	1.385	8.346
538	7/29/2021	3.950	5.073	5.609	4.673	19.305
539	7/29/2021	2.164	1.969	2.430	3.191	9.754
540	7/29/2021	1.308	1.324	1.864	2.355	6.850
541	7/29/2021	0.556	0.571	0.521	0.674	2.321
542	7/29/2021	2.208	2.649	2.070	1.570	8.497
543	7/29/2021	3.686	3.866	4.199	4.012	15.763
544	7/29/2021	4.125	3.623	3.972	3.367	15.086
545	7/29/2021	1.114	1.368	1.190	1.170	4.842
546	7/29/2021	5.811	6.225	6.112	5.733	23.881
547	7/29/2021	2.493	2.430	1.943	2.098	8.964
548	7/29/2021	1.495	1.404	1.374	1.285	5.558
549	7/29/2021	0.241	0.486	1.009	1.101	2.837
550	7/29/2021	1.786	2.492	2.414	2.026	8.717
551	7/29/2021	1.947	1.690	1.749	1.661	7.047
552	7/29/2021	1.302	1.224	1.089	1.173	4.788
553	7/29/2021	1.155	0.946	1.118	1.248	4.467
554	7/29/2021	2.992	3.003	3.391	4.313	13.699
555	7/29/2021	3.780	4.196	3.950	3.919	15.846
556	7/29/2021	1.067	0.869	0.932	1.041	3.909
557	7/29/2021	1.585	2.701	3.600	3.744	11.630
558	7/29/2021	1.143	2.336	2.908	2.450	8.837
559	7/29/2021	4.325	4.314	4.473	4.032	17.144
560	7/29/2021	3.575	4.078	4.045	4.778	16.475
561	7/29/2021	3.658	2.839	3.383	2.344	12.225
562	7/29/2021	3.972	3.961	4.351	3.551	15.835
563	7/29/2021	1.963	2.036	1.972	2.036	8.007
565	7/29/2021	5.164	4.956	4.563	5.207	19.890
566	7/29/2021	1.470	1.833	1.652	1.868	6.823
568	7/29/2021	0.483	0.440	1.039	1.053	3.016
569	7/29/2021	0.606	1.108	1.073	1.216	4.003
570	7/29/2021	1.125	1.608	1.340	1.306	5.379
571	7/29/2021	2.348	2.380	2.457	2.992	10.177
572	7/29/2021	4.310	4.703	4.245	3.943	17.201
573	7/29/2021	0.712	0.715	1.027	0.917	3.372
574	7/29/2021	1.036	1.227	1.082	0.899	4.244
575	7/29/2021	2.847	3.628	3.320	4.045	13.839
576	7/29/2021	5.797	5.559	6.092	5.686	23.134
577	7/29/2021	0.972	0.941	1.120	1.243	4.277
578	7/29/2021	1.714	1.717	2.073	1.803	7.307

Duke Energy Kentucky
Peak Time Rebate Pilot Program

Customer	Event	Baseline Usage Hour Ending				Total
		4:00	5:00	6:00	7:00	
579	7/29/2021	4.270	4.222	4.434	4.923	17.849
580	7/29/2021	4.251	5.929	6.793	5.583	22.557
581	7/29/2021	4.784	5.247	5.396	5.203	20.630
582	7/29/2021	3.397	3.780	4.624	4.554	16.356
584	7/29/2021	1.535	1.721	1.531	1.327	6.114
585	7/29/2021	1.384	1.333	1.629	1.409	5.755
586	7/29/2021	5.072	4.947	5.234	5.070	20.323
587	7/29/2021	1.898	2.176	3.726	2.927	10.727
588	7/29/2021	3.739	3.930	5.333	4.677	17.679
589	7/29/2021	2.334	2.285	2.483	2.561	9.663
590	7/29/2021	0.535	0.812	1.131	1.191	3.669
591	7/29/2021	1.603	2.273	2.072	2.172	8.120
592	7/29/2021	1.534	1.534	1.577	1.453	6.098
593	7/29/2021	2.762	2.804	3.265	3.007	11.838
594	7/29/2021	1.881	1.839	2.413	2.203	8.336
595	7/29/2021	1.499	1.472	1.822	1.908	6.701
596	7/29/2021	0.832	1.166	1.324	1.118	4.440
597	7/29/2021	6.912	5.563	5.786	4.406	22.667
598	7/29/2021	2.178	2.607	2.429	1.788	9.001
599	7/29/2021	2.435	2.393	2.528	2.473	9.829
600	7/29/2021	2.922	2.541	3.008	2.361	10.833
601	7/29/2021	5.201	4.448	5.362	5.946	20.957
602	7/29/2021	2.624	2.773	3.368	3.472	12.236
603	7/29/2021	3.002	3.194	3.571	3.873	13.641
604	7/29/2021	0.753	1.148	1.883	2.027	5.811
605	7/29/2021	0.824	0.949	1.133	1.269	4.175
606	7/29/2021	0.002	0.000	0.006	0.033	0.041
608	7/29/2021	4.599	4.506	4.507	4.248	17.859
609	7/29/2021	0.698	0.624	0.810	0.679	2.811
610	7/29/2021	2.311	2.455	2.591	2.679	10.036
611	7/29/2021	1.560	1.803	2.983	3.643	9.990
612	7/29/2021	1.567	1.575	1.886	1.810	6.837
613	7/29/2021	1.937	2.470	2.725	3.205	10.336
614	7/29/2021	4.396	3.147	3.462	3.116	14.120
615	7/29/2021	2.270	1.948	1.878	1.701	7.797
616	7/29/2021	1.385	1.825	1.356	1.773	6.338
617	7/29/2021	1.741	1.508	1.965	2.229	7.443
618	7/29/2021	1.659	0.631	0.954	0.941	4.185
619	7/29/2021	0.767	1.563	2.517	2.031	6.879
620	7/29/2021	1.267	1.200	1.199	1.110	4.776
621	7/29/2021	3.172	3.648	3.810	4.302	14.931
622	7/29/2021	2.096	1.535	2.713	2.741	9.085
623	7/29/2021	3.276	3.143	3.159	2.927	12.504
624	7/29/2021	2.078	2.024	2.090	2.039	8.231
625	7/29/2021	1.247	1.310	1.331	1.338	5.226
626	7/29/2021	1.036	1.453	1.084	0.801	4.373
627	7/29/2021	1.968	2.532	2.196	2.049	8.745
628	7/29/2021	2.093	1.794	2.044	1.822	7.753
629	7/29/2021	2.036	2.295	2.036	1.734	8.100
630	7/29/2021	2.629	2.307	3.297	3.037	11.270
631	7/29/2021	2.568	2.364	2.572	2.791	10.294
632	7/29/2021	0.422	0.552	0.695	1.108	2.776
633	7/29/2021	1.247	1.066	0.974	1.213	4.499
634	7/29/2021	3.182	3.096	3.499	3.687	13.463
635	7/29/2021	3.397	2.747	2.629	2.825	11.598
636	7/29/2021	2.537	2.339	2.349	1.722	8.946
637	7/29/2021	1.895	1.729	2.004	2.484	8.110
639	7/29/2021	2.247	2.084	1.997	2.118	8.447
640	7/29/2021	0.905	0.851	1.529	1.408	4.693
641	7/29/2021	4.477	4.992	5.999	5.986	21.453
642	7/29/2021	0.570	0.675	0.811	1.312	3.368
644	7/29/2021	4.106	4.484	5.045	5.458	19.094

Duke Energy Kentucky
Peak Time Rebate Pilot Program

Customer	Event	Baseline Usage Hour Ending				Total
		4:00	5:00	6:00	7:00	
645	7/29/2021	0.634	0.986	0.967	0.891	3.479
646	7/29/2021	2.213	2.302	3.041	3.031	10.587
647	7/29/2021	2.576	2.344	2.391	2.288	9.599
648	7/29/2021	3.078	2.804	2.967	3.223	12.072
649	7/29/2021	1.699	1.776	2.377	1.897	7.749
650	7/29/2021	3.965	3.920	3.746	3.810	15.440
651	7/29/2021	7.827	7.167	7.355	7.228	29.578
652	7/29/2021	0.645	1.027	1.217	1.223	4.112
653	7/29/2021	1.319	1.480	1.514	1.571	5.884
654	7/29/2021	1.792	1.769	1.872	1.867	7.300
655	7/29/2021	0.420	0.437	0.480	0.436	1.773
657	7/29/2021	0.452	0.444	0.595	0.680	2.170
658	7/29/2021	6.721	8.239	9.821	8.424	33.205
659	7/29/2021	1.625	1.996	2.375	2.488	8.485
660	7/29/2021	2.181	2.001	2.218	2.161	8.562
661	7/29/2021	1.136	1.211	1.198	1.182	4.726
662	7/29/2021	1.033	0.923	1.094	1.030	4.079
663	7/29/2021	2.867	2.386	1.825	2.256	9.334
665	7/29/2021	1.170	1.126	1.108	1.033	4.436
666	7/29/2021	4.527	4.627	4.214	4.334	17.702
667	7/29/2021	2.178	2.334	2.487	2.340	9.339
668	7/29/2021	6.000	5.926	6.108	5.754	23.788
669	7/29/2021	3.287	2.689	2.908	3.627	12.511
670	7/29/2021	1.749	1.576	1.609	2.150	7.084
672	7/29/2021	2.279	2.797	2.354	1.871	9.302
673	7/29/2021	1.275	1.570	2.645	2.763	8.254
674	7/29/2021	3.875	4.568	3.392	3.337	15.172
675	7/29/2021	1.923	2.083	3.385	2.965	10.356
676	7/29/2021	2.042	2.095	2.246	2.321	8.705
677	7/29/2021	4.800	4.916	5.209	4.711	19.636
678	7/29/2021	3.573	3.868	4.512	4.763	16.716
679	7/29/2021	3.401	3.461	3.704	3.868	14.434
680	7/29/2021	0.966	1.335	1.258	1.511	5.070
681	7/29/2021	2.101	1.993	1.859	1.986	7.940
682	7/29/2021	2.223	2.879	4.374	4.836	14.312
683	7/29/2021	2.383	2.350	2.358	2.274	9.365
685	7/29/2021	4.025	4.769	5.333	4.391	18.518
686	7/29/2021	3.598	4.646	4.745	3.885	16.874
687	7/29/2021	3.771	3.568	3.858	3.614	14.811
688	7/29/2021	1.629	2.531	3.124	3.036	10.320
689	7/29/2021	0.129	0.099	0.165	0.095	0.488
690	7/29/2021	3.417	4.152	4.138	3.664	15.371
691	7/29/2021	0.581	0.591	0.657	0.907	2.736
692	7/29/2021	3.403	3.405	2.777	3.390	12.975
693	7/29/2021	2.625	2.759	2.814	3.802	12.001
694	7/29/2021	1.230	0.926	1.357	1.404	4.918
695	7/29/2021	3.728	3.357	3.579	3.186	13.849
696	7/29/2021	0.628	0.477	0.611	0.687	2.404
697	7/29/2021	1.063	1.082	0.940	0.897	3.982
698	7/29/2021	1.265	1.197	1.223	1.133	4.818
699	7/29/2021	1.297	1.095	1.221	2.573	6.187
700	7/29/2021	2.189	1.899	2.419	2.126	8.634
701	7/29/2021	5.391	5.743	7.380	6.577	25.092
703	7/29/2021	2.286	2.746	2.936	3.356	11.324
704	7/29/2021	0.320	0.390	0.495	0.411	1.616
705	7/29/2021	3.303	2.977	3.164	3.064	12.508
706	7/29/2021	0.102	0.136	0.145	0.280	0.664
707	7/29/2021	2.594	3.227	4.238	3.870	13.929
708	7/29/2021	0.661	0.602	0.886	0.913	3.062
709	7/29/2021	1.481	1.828	2.691	2.404	8.404
710	7/29/2021	1.245	2.904	3.137	3.075	10.361
711	7/29/2021	5.036	4.207	5.032	5.379	19.654

Duke Energy Kentucky
Peak Time Rebate Pilot Program

Customer	Event	Baseline Usage Hour Ending				Total
		4:00	5:00	6:00	7:00	
712	7/29/2021	1.536	1.639	1.122	1.838	6.135
713	7/29/2021	1.771	1.499	2.094	2.409	7.772
714	7/29/2021	1.622	1.811	1.869	1.640	6.942
715	7/29/2021	0.903	0.881	0.575	0.853	3.212
716	7/29/2021	1.957	1.894	2.191	1.885	7.927
719	7/29/2021	3.891	3.760	3.431	2.907	13.990
720	7/29/2021	1.328	1.437	1.712	1.953	6.430
721	7/29/2021	1.168	1.208	1.263	1.248	4.887
722	7/29/2021	2.462	2.480	2.831	2.915	10.688
724	7/29/2021	3.015	3.046	1.987	2.925	10.972
725	7/29/2021	0.130	0.156	0.362	0.258	0.906
728	7/29/2021	1.778	2.003	2.249	2.086	8.116
729	7/29/2021	1.618	1.565	1.609	0.772	5.564
730	7/29/2021	2.312	2.580	2.963	2.943	10.798
731	7/29/2021	0.404	0.435	0.468	0.389	1.696
732	7/29/2021	5.070	5.474	5.703	7.141	23.388
733	7/29/2021	1.708	1.872	2.276	1.678	7.534
734	7/29/2021	1.735	1.285	1.341	1.302	5.663
737	7/29/2021	2.578	2.021	1.919	1.733	8.252
738	7/29/2021	1.388	0.829	1.006	1.151	4.374
739	7/29/2021	1.966	1.972	2.679	3.075	9.692
740	7/29/2021	2.699	1.551	1.508	1.444	7.201
741	7/29/2021	3.602	4.381	4.248	3.542	15.773
743	7/29/2021	1.629	1.370	1.394	1.397	5.791
744	7/29/2021	1.002	1.681	1.901	1.835	6.418
745	7/29/2021	2.322	2.844	3.182	3.242	11.591
746	7/29/2021	4.945	4.197	5.068	5.459	19.669
747	7/29/2021	1.921	1.921	1.486	1.902	7.230
748	7/29/2021	3.838	3.954	5.868	6.476	20.137
749	7/29/2021	0.717	0.721	0.705	0.516	2.659
751	7/29/2021	2.685	2.857	3.346	2.999	11.887
752	7/29/2021	4.546	5.075	5.940	5.837	21.399
753	7/29/2021	1.741	1.876	2.094	2.201	7.911
754	7/29/2021	4.073	3.747	3.787	3.502	15.109
755	7/29/2021	3.029	3.048	3.173	3.002	12.253
756	7/29/2021	1.216	0.965	1.484	0.922	4.587
757	7/29/2021	3.821	4.086	2.829	2.278	13.014
758	7/29/2021	4.074	4.146	5.154	4.775	18.150
759	7/29/2021	1.665	1.700	1.740	1.897	7.003
760	7/29/2021	1.610	1.742	2.070	2.165	7.587
761	7/29/2021	3.070	2.954	3.520	3.259	12.803
762	7/29/2021	0.868	1.059	1.472	1.605	5.004
763	7/29/2021	0.831	0.826	0.785	0.961	3.403
764	7/29/2021	3.373	3.240	3.513	3.352	13.477
765	7/29/2021	3.769	4.017	4.050	5.189	17.025
766	7/29/2021	1.924	1.878	1.851	1.758	7.411
767	7/29/2021	1.339	1.186	1.371	1.300	5.196
768	7/29/2021	1.588	1.703	1.680	1.353	6.324
769	7/29/2021	4.533	4.536	4.759	3.905	17.732
771	7/29/2021	1.191	1.444	1.213	1.135	4.983
772	7/29/2021	1.266	1.343	1.437	1.345	5.390
773	7/29/2021	1.023	0.923	1.019	0.985	3.951
774	7/29/2021	1.903	1.875	2.211	2.258	8.247
775	7/29/2021	0.708	1.066	1.555	1.532	4.861
776	7/29/2021	2.790	2.788	2.934	2.994	11.507
777	7/29/2021	3.904	3.950	4.063	3.811	15.728
778	7/29/2021	2.287	2.436	2.711	3.079	10.513
779	7/29/2021	1.983	2.729	2.743	2.597	10.052
780	7/29/2021	0.454	0.350	0.591	0.682	2.077
781	7/29/2021	3.432	3.740	2.914	2.893	12.978
782	7/29/2021	2.495	2.771	2.886	2.477	10.629
783	7/29/2021	2.550	2.211	1.931	2.164	8.857

Duke Energy Kentucky
Peak Time Rebate Pilot Program

Customer	Event	Baseline Usage Hour Ending				Total
		4:00	5:00	6:00	7:00	
784	7/29/2021	2.001	1.762	1.763	1.431	6.956
785	7/29/2021	4.418	4.152	4.468	4.431	17.469
786	7/29/2021	0.634	0.549	0.701	0.592	2.476
787	7/29/2021	1.329	1.077	1.602	1.277	5.285
789	7/29/2021	2.799	2.794	4.013	4.348	13.953
790	7/29/2021	1.201	1.413	0.796	1.240	4.649
793	7/29/2021	1.767	1.886	2.259	2.438	8.349
794	7/29/2021	2.802	3.361	3.231	3.259	12.652
796	7/29/2021	1.950	1.259	1.398	1.510	6.118
797	7/29/2021	0.170	0.212	0.309	0.421	1.113
798	7/29/2021	1.118	1.074	1.071	1.018	4.281
799	7/29/2021	0.992	1.068	1.181	1.366	4.607
800	7/29/2021	1.128	1.406	1.952	1.897	6.382
802	7/29/2021	2.671	2.436	2.228	2.442	9.777
805	7/29/2021	1.464	1.750	2.095	2.284	7.592
810	7/29/2021	2.296	1.919	1.971	2.330	8.516
813	7/29/2021	2.020	2.625	3.153	2.943	10.740
814	7/29/2021	1.501	1.561	1.380	2.108	6.551
815	7/29/2021	3.783	4.319	3.786	3.536	15.425
816	7/29/2021	3.732	3.563	5.019	4.508	16.822
817	7/29/2021	3.385	3.188	3.396	2.604	12.574
818	7/29/2021	3.631	3.632	3.902	4.247	15.412
819	7/29/2021	1.558	1.427	1.564	1.542	6.091
820	7/29/2021	1.252	1.305	1.346	1.302	5.204
821	7/29/2021	1.970	1.794	1.890	1.547	7.201
822	7/29/2021	1.935	2.095	2.581	2.443	9.053
823	7/29/2021	1.253	1.367	1.577	1.573	5.770
824	7/29/2021	3.797	3.555	3.584	3.105	14.040
825	7/29/2021	2.697	2.742	3.263	3.050	11.752
826	7/29/2021	1.757	1.994	2.259	2.190	8.200
827	7/29/2021	2.803	1.840	1.833	2.192	8.666
828	7/29/2021	2.118	2.324	2.258	2.271	8.971
829	7/29/2021	3.686	3.791	4.319	4.103	15.899
830	7/29/2021	3.119	3.181	3.397	4.282	13.978
831	7/29/2021	2.370	2.313	2.156	2.066	8.905
832	7/29/2021	0.913	1.122	1.524	1.350	4.909
833	7/29/2021	2.464	3.118	3.956	3.507	13.045
834	7/29/2021	0.226	0.259	0.452	0.330	1.267
835	7/29/2021	4.388	5.443	4.392	3.517	17.741
836	7/29/2021	2.225	2.337	2.625	2.066	9.254
837	7/29/2021	2.293	2.760	2.675	2.073	9.800
838	7/29/2021	0.315	0.343	0.333	0.347	1.338
839	7/29/2021	3.541	4.076	4.638	3.970	16.225
840	7/29/2021	4.180	4.037	4.213	3.953	16.384
841	7/29/2021	2.339	2.913	3.157	2.824	11.233
843	7/29/2021	2.188	2.363	2.436	2.440	9.427
844	7/29/2021	1.801	1.705	1.669	1.481	6.657
845	7/29/2021	1.653	1.795	1.827	1.739	7.014
846	7/29/2021	0.482	0.473	0.362	0.481	1.798
847	7/29/2021	5.034	4.574	4.592	4.647	18.847
848	7/29/2021	0.426	0.373	0.998	0.921	2.718
849	7/29/2021	2.170	3.003	3.208	3.182	11.563
851	7/29/2021	1.297	1.248	1.316	3.231	7.092
852	7/29/2021	1.016	1.274	1.757	2.440	6.488
853	7/29/2021	0.802	0.884	1.030	0.953	3.670
854	7/29/2021	2.348	2.303	2.231	1.926	8.808
855	7/29/2021	1.288	1.555	1.538	1.212	5.592
856	7/29/2021	2.559	5.277	5.221	4.202	17.259
857	7/29/2021	0.190	0.108	0.176	0.162	0.636
858	7/29/2021	2.739	3.047	3.318	3.139	12.243
859	7/29/2021	4.427	4.431	5.023	4.580	18.462
861	7/29/2021	0.620	0.755	0.750	0.773	2.898

Duke Energy Kentucky
Peak Time Rebate Pilot Program

Customer	Event	Baseline Usage Hour Ending				Total
		4:00	5:00	6:00	7:00	
862	7/29/2021	0.565	0.684	0.950	1.717	3.917
863	7/29/2021	0.406	0.377	0.448	1.109	2.340
864	7/29/2021	3.572	3.996	3.418	3.207	14.193
865	7/29/2021	6.036	6.840	6.725	6.479	26.079
866	7/29/2021	0.206	0.227	0.226	0.212	0.871
867	7/29/2021	5.397	5.246	5.091	4.723	20.457
868	7/29/2021	4.019	4.741	3.780	3.845	16.385
869	7/29/2021	3.001	2.958	3.077	3.240	12.277
870	7/29/2021	0.635	0.611	0.913	1.018	3.178
871	7/29/2021	1.175	1.250	1.210	1.129	4.764
872	7/29/2021	3.416	2.847	2.904	3.061	12.228
873	7/29/2021	0.780	0.437	0.615	1.006	2.838
874	7/29/2021	3.763	4.813	5.310	5.447	19.334
875	7/29/2021	2.522	2.878	3.211	2.684	11.295
876	7/29/2021	1.326	1.395	1.472	1.532	5.725
877	7/29/2021	3.631	3.593	4.003	3.657	14.884
879	7/29/2021	0.704	0.705	1.367	1.308	4.084
880	7/29/2021	0.520	0.989	0.757	0.629	2.895
881	7/29/2021	1.901	2.654	2.695	2.997	10.247
882	7/29/2021	1.230	1.458	1.728	1.348	5.763
883	7/29/2021	4.078	4.125	4.209	4.137	16.549
884	7/29/2021	2.926	1.439	2.250	4.737	11.353
885	7/29/2021	2.198	1.563	2.008	1.657	7.425
886	7/29/2021	2.543	2.562	2.943	3.021	11.070
887	7/29/2021	1.929	1.821	2.065	2.116	7.930
888	7/29/2021	1.129	1.102	1.088	0.969	4.288
889	7/29/2021	2.430	2.154	2.358	2.276	9.217
890	7/29/2021	2.313	3.283	3.625	2.785	12.006
891	7/29/2021	3.337	3.163	3.232	3.026	12.759
892	7/29/2021	2.825	2.931	3.168	2.479	11.402
893	7/29/2021	0.617	0.759	0.922	0.843	3.141
894	7/29/2021	2.796	2.700	2.780	3.040	11.316
895	7/29/2021	0.529	0.422	0.376	0.414	1.741
896	7/29/2021	0.745	0.733	0.948	1.010	3.436
898	7/29/2021	0.845	1.780	2.076	1.793	6.493
899	7/29/2021	2.019	2.139	1.885	2.695	8.737
2	8/10/2021	1.576	1.279	0.375	0.390	3.620
3	8/10/2021	2.267	2.693	3.024	3.208	11.192
4	8/10/2021	2.484	2.550	2.864	6.788	14.686
5	8/10/2021	0.666	0.659	0.659	0.662	2.646
6	8/10/2021	2.076	3.796	5.694	5.799	17.365
7	8/10/2021	1.413	3.538	0.941	0.402	6.294
8	8/10/2021	0.806	3.053	4.194	3.116	11.169
11	8/10/2021	3.180	2.790	4.204	5.277	15.451
12	8/10/2021	2.328	3.325	3.844	4.324	13.821
13	8/10/2021	0.880	0.278	1.070	4.039	6.267
14	8/10/2021	1.782	1.879	2.548	2.115	8.324
15	8/10/2021	2.505	2.506	3.067	3.120	11.198
16	8/10/2021	1.693	4.673	3.099	2.581	12.046
17	8/10/2021	0.054	0.052	0.076	0.073	0.255
18	8/10/2021	1.883	1.900	1.708	1.635	7.126
19	8/10/2021	0.799	0.948	0.685	0.723	3.155
20	8/10/2021	3.047	3.057	3.107	2.720	11.931
21	8/10/2021	2.436	2.786	2.499	1.981	9.702
22	8/10/2021	6.820	5.066	4.574	4.516	20.976
23	8/10/2021	4.504	4.978	4.846	4.846	19.174
24	8/10/2021	1.819	2.464	3.147	3.277	10.707
25	8/10/2021	1.312	0.295	0.236	0.235	2.078
27	8/10/2021	6.914	5.720	7.020	6.473	26.127
28	8/10/2021	3.898	4.050	3.529	3.397	14.874
29	8/10/2021	2.503	2.696	2.695	0.441	8.335

Duke Energy Kentucky
Peak Time Rebate Pilot Program

Customer	Event	Baseline Usage Hour Ending				Total
		4:00	5:00	6:00	7:00	
30	8/10/2021	2.568	4.381	2.367	1.117	10.433
32	8/10/2021	1.465	2.096	2.227	1.232	7.020
34	8/10/2021	1.628	2.726	3.810	4.576	12.740
35	8/10/2021	0.305	0.786	1.005	0.655	2.751
36	8/10/2021	2.658	2.521	0.839	0.660	6.678
38	8/10/2021	2.349	3.292	1.506	2.412	9.559
39	8/10/2021	3.154	2.786	2.658	1.903	10.501
42	8/10/2021	1.463	0.593	1.568	1.730	5.354
43	8/10/2021	0.949	0.905	0.940	0.835	3.629
44	8/10/2021	0.521	0.815	0.966	2.724	5.026
46	8/10/2021	5.532	4.023	3.882	3.216	16.653
47	8/10/2021	3.663	3.667	4.236	5.097	16.663
48	8/10/2021	1.416	1.835	2.184	3.517	8.952
49	8/10/2021	5.046	4.527	4.123	4.335	18.031
50	8/10/2021	0.199	0.138	0.384	0.180	0.901
52	8/10/2021	2.411	3.544	2.583	3.091	11.629
53	8/10/2021	1.492	1.298	1.135	0.863	4.788
54	8/10/2021	5.683	1.774	1.700	5.124	14.281
55	8/10/2021	0.810	1.244	0.844	1.335	4.233
56	8/10/2021	1.469	0.744	1.875	1.142	5.230
57	8/10/2021	2.080	2.536	2.544	3.127	10.287
58	8/10/2021	1.654	1.986	2.418	2.347	8.405
59	8/10/2021	1.682	1.776	1.613	1.966	7.037
60	8/10/2021	0.123	0.122	0.368	2.658	3.271
61	8/10/2021	1.020	1.403	1.459	1.704	5.586
62	8/10/2021	2.573	2.910	3.003	3.223	11.709
63	8/10/2021	2.210	2.218	4.389	3.746	12.563
64	8/10/2021	3.358	4.657	3.941	4.475	16.431
65	8/10/2021	2.985	3.284	3.494	3.473	13.236
66	8/10/2021	1.581	1.930	3.466	2.568	9.545
67	8/10/2021	1.318	1.639	2.072	2.074	7.103
68	8/10/2021	2.042	2.255	2.441	2.269	9.007
70	8/10/2021	0.099	0.186	0.992	2.265	3.542
71	8/10/2021	1.669	1.646	1.887	2.109	7.311
73	8/10/2021	1.139	1.632	1.904	1.765	6.440
74	8/10/2021	1.839	2.083	0.319	0.715	4.956
76	8/10/2021	1.980	2.173	1.508	0.977	6.638
77	8/10/2021	3.036	0.415	2.222	4.710	10.383
78	8/10/2021	5.796	6.332	6.242	6.635	25.005
79	8/10/2021	1.718	1.759	1.032	0.614	5.123
80	8/10/2021	2.067	3.866	4.658	4.084	14.675
81	8/10/2021	2.192	1.408	1.848	2.429	7.877
82	8/10/2021	2.478	0.675	0.689	1.020	4.862
83	8/10/2021	3.387	4.626	4.298	4.424	16.735
84	8/10/2021	0.770	0.655	0.851	0.863	3.139
85	8/10/2021	1.213	0.743	1.013	4.567	7.536
86	8/10/2021	3.361	2.340	2.387	2.323	10.411
88	8/10/2021	2.793	2.825	2.850	2.785	11.253
89	8/10/2021	5.715	5.331	6.715	5.312	23.073
90	8/10/2021	2.022	1.975	1.812	1.786	7.595
91	8/10/2021	3.810	3.713	3.734	3.750	15.007
92	8/10/2021	2.582	3.122	3.619	3.915	13.238
94	8/10/2021	1.596	6.543	3.121	1.975	13.235
95	8/10/2021	1.097	1.613	2.503	1.431	6.644
97	8/10/2021	3.842	5.387	3.906	3.014	16.149
98	8/10/2021	2.848	2.829	3.521	2.806	12.004
99	8/10/2021	3.762	4.415	0.854	2.142	11.173
100	8/10/2021	0.815	0.339	0.312	2.158	3.624
101	8/10/2021	3.370	4.047	3.661	6.023	17.101
102	8/10/2021	0.739	0.743	0.891	3.041	5.414
103	8/10/2021	2.578	2.137	2.656	2.588	9.959
104	8/10/2021	1.430	2.130	2.242	3.290	9.092

Duke Energy Kentucky
Peak Time Rebate Pilot Program

Customer	Event	Baseline Usage Hour Ending				Total
		4:00	5:00	6:00	7:00	
105	8/10/2021	5.312	6.393	6.902	8.038	26.645
106	8/10/2021	2.153	2.669	4.786	5.085	14.693
107	8/10/2021	1.966	2.319	2.151	1.865	8.301
108	8/10/2021	0.142	0.143	0.142	0.144	0.571
109	8/10/2021	1.325	1.360	1.452	1.493	5.630
110	8/10/2021	3.280	3.246	3.200	3.157	12.883
111	8/10/2021	1.388	1.248	1.109	0.719	4.464
113	8/10/2021	1.958	1.209	1.668	1.278	6.113
114	8/10/2021	2.517	4.710	3.712	2.223	13.162
115	8/10/2021	2.070	1.971	2.698	3.010	9.749
117	8/10/2021	1.357	1.706	1.403	1.475	5.941
118	8/10/2021	0.205	0.111	0.215	0.245	0.776
120	8/10/2021	2.714	2.431	2.488	2.457	10.090
121	8/10/2021	1.272	1.471	3.254	4.531	10.528
122	8/10/2021	4.832	4.828	4.809	5.278	19.747
123	8/10/2021	1.964	2.361	1.956	2.458	8.739
126	8/10/2021	0.576	0.408	0.511	0.529	2.024
127	8/10/2021	1.962	1.931	3.044	2.125	9.062
128	8/10/2021	2.680	2.301	1.833	1.575	8.389
129	8/10/2021	3.327	3.305	3.872	3.476	13.980
130	8/10/2021	0.845	3.354	4.089	1.979	10.267
131	8/10/2021	2.212	2.128	2.041	2.182	8.563
132	8/10/2021	2.128	2.210	3.703	4.574	12.615
135	8/10/2021	1.096	2.425	2.152	1.922	7.595
136	8/10/2021	2.898	3.325	3.384	2.998	12.605
138	8/10/2021	3.294	6.583	1.774	3.867	15.518
139	8/10/2021	3.669	3.997	3.820	3.588	15.074
140	8/10/2021	3.308	7.699	3.661	3.346	18.014
141	8/10/2021	1.823	2.116	1.421	1.818	7.178
142	8/10/2021	6.565	2.438	3.752	5.509	18.264
146	8/10/2021	0.942	1.068	1.097	0.985	4.092
147	8/10/2021	3.011	3.693	3.898	3.398	14.000
148	8/10/2021	3.510	1.926	3.551	2.309	11.296
149	8/10/2021	3.146	3.159	3.324	3.158	12.787
150	8/10/2021	2.448	4.029	2.819	2.456	11.752
151	8/10/2021	4.749	4.646	5.580	4.980	19.955
152	8/10/2021	3.731	4.108	4.151	3.202	15.192
153	8/10/2021	0.785	0.956	1.555	1.529	4.825
154	8/10/2021	2.572	2.493	2.610	2.516	10.191
155	8/10/2021	0.308	0.312	0.312	0.313	1.245
156	8/10/2021	0.099	0.126	0.722	0.744	1.691
158	8/10/2021	0.951	1.008	1.108	1.021	4.088
160	8/10/2021	0.461	1.508	0.907	1.010	3.886
161	8/10/2021	3.334	2.241	0.532	0.522	6.629
162	8/10/2021	0.351	0.930	1.311	2.098	4.690
164	8/10/2021	4.166	3.988	4.026	3.663	15.843
165	8/10/2021	0.250	0.251	0.264	0.291	1.056
166	8/10/2021	2.626	2.824	2.895	2.859	11.204
167	8/10/2021	1.296	0.970	2.834	1.711	6.811
168	8/10/2021	5.544	5.031	4.886	5.758	21.219
170	8/10/2021	1.824	1.860	1.741	2.135	7.560
171	8/10/2021	3.071	3.029	4.795	3.035	13.930
172	8/10/2021	4.325	7.144	5.621	3.859	20.949
173	8/10/2021	5.484	8.062	5.969	4.400	23.915
174	8/10/2021	2.679	2.191	2.689	2.200	9.759
175	8/10/2021	1.425	1.387	1.778	2.299	6.889
177	8/10/2021	2.361	2.828	3.007	2.926	11.122
178	8/10/2021	3.494	3.428	3.931	4.019	14.872
180	8/10/2021	7.985	8.416	8.258	4.708	29.367
181	8/10/2021	0.970	1.066	1.786	1.649	5.471
182	8/10/2021	0.925	2.094	0.738	0.202	3.959
184	8/10/2021	2.023	2.064	3.172	2.935	10.194

Duke Energy Kentucky
 Peak Time Rebate Pilot Program

Customer	Event	Baseline Usage Hour Ending				Total
		4:00	5:00	6:00	7:00	
185	8/10/2021	0.501	0.341	1.004	1.860	3.706
187	8/10/2021	4.696	4.806	3.954	3.353	16.809
188	8/10/2021	2.575	3.383	5.764	5.069	16.791
190	8/10/2021	0.403	0.739	1.248	0.758	3.148
191	8/10/2021	1.762	1.160	1.087	1.348	5.357
192	8/10/2021	0.543	0.759	1.548	4.586	7.436
193	8/10/2021	5.641	5.859	4.449	3.156	19.105
194	8/10/2021	1.836	2.603	2.375	2.606	9.420
195	8/10/2021	2.963	2.577	3.309	3.379	12.228
196	8/10/2021	3.022	3.033	3.462	3.240	12.757
197	8/10/2021	0.745	0.805	0.806	1.586	3.942
198	8/10/2021	2.367	2.787	2.704	2.739	10.597
200	8/10/2021	2.811	3.621	4.965	6.191	17.588
202	8/10/2021	0.763	0.981	0.998	1.992	4.734
203	8/10/2021	4.552	4.930	3.127	3.103	15.712
204	8/10/2021	0.499	0.537	3.833	4.032	8.901
205	8/10/2021	2.120	3.925	4.003	4.941	14.989
206	8/10/2021	0.188	0.189	0.191	0.196	0.764
207	8/10/2021	1.513	1.637	1.485	1.399	6.034
208	8/10/2021	2.697	2.517	2.763	5.272	13.249
209	8/10/2021	2.411	2.305	2.321	2.244	9.281
210	8/10/2021	2.385	2.451	3.108	3.407	11.351
211	8/10/2021	1.591	1.547	1.995	2.784	7.917
212	8/10/2021	3.338	3.418	3.885	4.186	14.827
213	8/10/2021	0.834	0.909	0.941	0.950	3.634
214	8/10/2021	0.185	2.966	3.333	1.864	8.348
215	8/10/2021	1.200	1.474	1.355	1.144	5.173
217	8/10/2021	2.464	3.848	2.843	2.478	11.633
218	8/10/2021	1.667	2.850	2.395	2.240	9.152
219	8/10/2021	1.966	2.156	2.859	2.594	9.575
220	8/10/2021	1.422	4.597	4.558	1.388	11.965
221	8/10/2021	1.966	1.167	3.039	3.031	9.203
222	8/10/2021	1.975	2.128	2.088	2.532	8.723
223	8/10/2021	3.346	3.327	3.328	3.877	13.878
225	8/10/2021	3.529	3.877	3.827	3.840	15.073
226	8/10/2021	3.738	8.076	9.715	8.353	29.882
227	8/10/2021	1.945	3.762	2.610	2.588	10.905
228	8/10/2021	1.920	1.655	1.641	2.625	7.841
229	8/10/2021	2.950	3.073	3.558	3.031	12.612
230	8/10/2021	1.684	1.616	1.575	1.547	6.422
231	8/10/2021	2.303	3.598	3.505	4.144	13.550
232	8/10/2021	1.405	3.116	1.419	1.525	7.465
233	8/10/2021	2.008	1.612	1.536	1.558	6.714
235	8/10/2021	1.673	3.455	2.042	1.359	8.529
236	8/10/2021	2.102	2.032	1.657	3.241	9.032
237	8/10/2021	5.952	2.866	3.230	2.643	14.691
238	8/10/2021	0.260	2.100	2.223	2.768	7.351
239	8/10/2021	1.895	2.362	3.614	3.645	11.516
240	8/10/2021	0.776	0.990	1.375	1.405	4.546
241	8/10/2021	1.372	0.895	1.089	1.234	4.590
242	8/10/2021	3.332	3.228	3.117	3.272	12.949
244	8/10/2021	0.265	0.450	0.202	1.953	2.870
245	8/10/2021	0.217	1.089	0.597	1.948	3.851
246	8/10/2021	2.379	2.083	1.171	1.292	6.925
247	8/10/2021	1.876	2.140	2.091	2.409	8.516
248	8/10/2021	4.168	4.199	4.260	4.197	16.824
249	8/10/2021	1.427	1.604	1.493	1.815	6.339
250	8/10/2021	2.517	1.484	0.662	1.047	5.710
251	8/10/2021	0.595	0.616	0.814	0.600	2.625
253	8/10/2021	1.679	1.671	1.700	2.006	7.056
254	8/10/2021	3.253	3.546	3.945	4.040	14.784
255	8/10/2021	1.760	2.299	2.971	2.057	9.087

Duke Energy Kentucky
Peak Time Rebate Pilot Program

Customer	Event	Baseline Usage Hour Ending				Total
		4:00	5:00	6:00	7:00	
256	8/10/2021	1.251	1.530	1.604	2.818	7.203
257	8/10/2021	0.309	2.635	2.056	2.023	7.023
258	8/10/2021	1.364	1.627	1.451	1.584	6.026
259	8/10/2021	2.488	2.695	2.672	4.311	12.166
260	8/10/2021	5.235	5.300	6.022	7.661	24.218
261	8/10/2021	2.885	3.694	2.841	2.784	12.204
262	8/10/2021	1.864	2.267	2.821	2.487	9.439
263	8/10/2021	0.401	0.237	0.486	0.192	1.316
264	8/10/2021	4.982	4.369	4.386	4.768	18.505
265	8/10/2021	2.684	3.013	2.944	3.021	11.662
266	8/10/2021	2.055	1.963	1.976	3.403	9.397
267	8/10/2021	0.577	3.510	3.873	4.520	12.480
268	8/10/2021	5.500	5.024	8.144	5.168	23.836
270	8/10/2021	2.935	2.572	2.366	2.472	10.345
271	8/10/2021	3.223	1.757	0.839	2.329	8.148
272	8/10/2021	0.255	0.365	2.475	1.315	4.410
274	8/10/2021	0.562	1.978	1.330	1.457	5.327
275	8/10/2021	5.133	5.577	5.399	5.370	21.479
276	8/10/2021	2.524	0.441	0.767	2.578	6.310
277	8/10/2021	0.818	2.880	2.383	3.105	9.186
278	8/10/2021	1.604	0.501	0.667	0.768	3.540
279	8/10/2021	3.646	2.793	2.519	2.989	11.947
280	8/10/2021	1.122	3.971	3.613	3.366	12.072
281	8/10/2021	2.742	2.907	2.513	3.161	11.323
282	8/10/2021	2.432	2.754	2.838	3.095	11.119
283	8/10/2021	2.206	2.213	1.902	2.885	9.206
284	8/10/2021	0.479	0.998	3.005	6.467	10.949
285	8/10/2021	2.181	2.350	2.401	2.437	9.369
286	8/10/2021	1.292	1.264	1.072	1.062	4.690
287	8/10/2021	3.958	3.912	2.473	2.551	12.894
288	8/10/2021	2.552	3.794	1.150	3.649	11.145
289	8/10/2021	1.383	1.424	1.449	1.582	5.838
290	8/10/2021	1.197	1.553	2.525	3.428	8.703
291	8/10/2021	2.428	3.488	3.169	3.336	12.421
292	8/10/2021	1.577	2.091	1.990	2.049	7.707
295	8/10/2021	0.827	3.306	1.232	5.268	10.633
296	8/10/2021	0.538	0.934	1.486	1.227	4.185
297	8/10/2021	2.613	3.030	5.579	2.458	13.680
298	8/10/2021	2.617	0.772	0.779	2.903	7.071
299	8/10/2021	1.320	1.822	2.335	2.017	7.494
300	8/10/2021	0.655	0.904	1.049	0.972	3.580
301	8/10/2021	1.966	2.318	2.447	2.138	8.869
302	8/10/2021	1.973	1.593	1.830	1.861	7.257
304	8/10/2021	1.658	1.424	1.339	2.141	6.562
305	8/10/2021	2.088	2.750	2.944	2.130	9.912
306	8/10/2021	1.643	2.184	2.558	1.856	8.241
307	8/10/2021	1.505	0.487	2.257	1.459	5.708
308	8/10/2021	0.804	0.802	1.075	0.808	3.489
310	8/10/2021	2.903	2.594	2.334	2.291	10.122
313	8/10/2021	2.678	2.761	3.226	3.520	12.185
314	8/10/2021	1.066	2.297	4.043	4.162	11.568
316	8/10/2021	1.846	2.852	2.232	2.948	9.878
317	8/10/2021	4.166	3.851	3.797	3.014	14.828
318	8/10/2021	1.377	4.227	0.863	1.006	7.473
319	8/10/2021	1.726	1.484	0.604	0.990	4.804
320	8/10/2021	2.616	2.701	2.703	2.711	10.731
322	8/10/2021	3.686	4.820	3.357	7.404	19.267
324	8/10/2021	4.458	4.888	5.055	5.151	19.552
325	8/10/2021	1.121	0.953	1.153	1.082	4.309
326	8/10/2021	5.036	10.317	5.044	4.275	24.672
327	8/10/2021	1.058	0.895	1.383	2.005	5.341
328	8/10/2021	2.120	2.272	1.802	1.925	8.119

Duke Energy Kentucky
Peak Time Rebate Pilot Program

Customer	Event	Baseline Usage Hour Ending				Total
		4:00	5:00	6:00	7:00	
329	8/10/2021	2.241	2.322	2.155	2.274	8.992
330	8/10/2021	2.483	3.325	2.475	2.740	11.023
331	8/10/2021	6.377	4.197	4.146	3.585	18.305
332	8/10/2021	2.380	3.089	2.637	2.538	10.644
333	8/10/2021	1.263	1.134	1.708	1.128	5.233
334	8/10/2021	2.952	2.930	3.191	2.945	12.018
336	8/10/2021	1.563	1.520	1.576	1.818	6.477
337	8/10/2021	1.101	1.079	1.625	1.702	5.507
338	8/10/2021	0.948	0.723	1.053	1.068	3.792
339	8/10/2021	2.490	2.088	2.870	2.871	10.319
340	8/10/2021	0.148	0.240	0.539	0.199	1.126
341	8/10/2021	2.561	2.509	2.617	2.680	10.367
342	8/10/2021	0.150	0.851	2.953	3.090	7.044
343	8/10/2021	1.866	2.360	2.721	2.876	9.823
344	8/10/2021	2.684	2.852	3.417	2.949	11.902
345	8/10/2021	1.507	0.524	2.701	2.567	7.299
346	8/10/2021	2.551	3.092	3.714	4.400	13.757
347	8/10/2021	4.255	3.284	3.173	3.146	13.858
348	8/10/2021	1.087	1.683	1.247	1.843	5.860
350	8/10/2021	4.117	4.262	4.437	4.190	17.006
351	8/10/2021	1.093	1.421	1.467	1.132	5.113
352	8/10/2021	0.806	0.880	1.313	1.387	4.386
353	8/10/2021	2.656	3.546	6.186	3.502	15.890
354	8/10/2021	2.621	5.175	3.810	1.859	13.465
355	8/10/2021	0.339	0.346	0.276	0.305	1.266
356	8/10/2021	6.731	6.078	7.066	4.886	24.761
357	8/10/2021	4.120	4.156	4.590	3.928	16.794
358	8/10/2021	4.358	1.456	2.239	2.995	11.048
359	8/10/2021	0.243	0.862	0.745	0.253	2.103
360	8/10/2021	1.820	2.123	1.816	1.812	7.571
361	8/10/2021	2.207	2.356	2.333	2.304	9.200
362	8/10/2021	0.835	3.275	4.204	2.961	11.275
363	8/10/2021	2.878	2.660	3.169	3.537	12.244
364	8/10/2021	2.036	1.630	1.729	2.279	7.674
365	8/10/2021	0.780	0.732	0.721	0.717	2.950
366	8/10/2021	0.190	3.077	3.501	2.688	9.456
367	8/10/2021	1.365	2.748	2.559	2.174	8.846
368	8/10/2021	1.379	2.365	2.283	2.466	8.493
370	8/10/2021	1.602	2.792	3.138	2.145	9.677
371	8/10/2021	0.264	0.501	0.629	2.388	3.782
372	8/10/2021	5.032	3.024	3.720	2.304	14.080
374	8/10/2021	1.374	0.391	1.271	2.467	5.503
375	8/10/2021	5.270	5.193	5.199	5.071	20.733
376	8/10/2021	2.913	2.786	2.924	3.187	11.810
377	8/10/2021	2.463	2.503	2.786	3.338	11.090
378	8/10/2021	2.922	2.524	2.193	1.236	8.875
380	8/10/2021	0.990	1.088	1.082	1.279	4.439
381	8/10/2021	0.997	1.066	2.608	2.599	7.270
383	8/10/2021	2.949	2.777	3.005	2.926	11.657
384	8/10/2021	2.472	2.601	2.772	2.399	10.244
385	8/10/2021	1.033	0.809	1.411	0.957	4.210
386	8/10/2021	2.790	1.066	1.071	1.211	6.138
387	8/10/2021	2.885	2.041	2.370	2.892	10.188
388	8/10/2021	1.050	1.122	1.412	1.395	4.979
389	8/10/2021	0.517	2.888	1.134	4.104	8.643
390	8/10/2021	1.398	1.240	1.716	2.789	7.143
392	8/10/2021	2.673	2.535	2.563	2.427	10.198
393	8/10/2021	1.683	1.036	0.588	0.501	3.808
395	8/10/2021	0.423	0.431	0.496	0.403	1.753
396	8/10/2021	3.022	3.581	4.313	2.873	13.789
397	8/10/2021	3.017	5.580	3.856	2.854	15.307
398	8/10/2021	3.671	3.122	2.854	3.004	12.651

Duke Energy Kentucky
Peak Time Rebate Pilot Program

Customer	Event	Baseline Usage Hour Ending				Total
		4:00	5:00	6:00	7:00	
399	8/10/2021	2.990	2.964	2.995	3.045	11.994
400	8/10/2021	1.922	0.958	1.821	1.848	6.549
402	8/10/2021	1.112	1.198	3.057	3.818	9.185
403	8/10/2021	1.284	1.288	1.824	1.179	5.575
404	8/10/2021	4.574	4.496	4.591	7.306	20.967
405	8/10/2021	1.150	0.778	0.790	2.236	4.954
407	8/10/2021	3.217	3.013	3.644	3.100	12.974
408	8/10/2021	2.785	2.823	2.695	2.853	11.156
409	8/10/2021	0.698	0.847	1.085	1.009	3.639
410	8/10/2021	2.026	2.118	2.415	2.237	8.796
411	8/10/2021	2.620	2.747	3.138	4.013	12.518
412	8/10/2021	0.412	3.501	0.339	2.992	7.244
413	8/10/2021	0.316	0.669	2.064	4.405	7.454
414	8/10/2021	3.259	3.427	3.203	4.386	14.275
415	8/10/2021	0.136	0.283	1.661	1.601	3.681
416	8/10/2021	2.468	2.604	3.804	3.670	12.546
417	8/10/2021	0.985	1.542	1.540	1.954	6.021
418	8/10/2021	0.533	0.614	0.515	0.635	2.297
419	8/10/2021	2.074	2.806	2.036	2.469	9.385
420	8/10/2021	3.685	4.421	6.801	4.735	19.642
421	8/10/2021	2.234	1.641	1.558	1.152	6.585
422	8/10/2021	1.124	0.257	0.090	0.095	1.566
423	8/10/2021	3.390	3.487	3.503	3.428	13.808
424	8/10/2021	3.464	3.401	3.561	3.330	13.756
426	8/10/2021	1.463	1.838	1.245	2.088	6.634
427	8/10/2021	1.781	2.366	1.642	2.386	8.175
428	8/10/2021	0.836	0.746	0.915	0.926	3.423
429	8/10/2021	1.910	1.931	2.570	2.559	8.970
430	8/10/2021	2.865	7.273	5.047	3.701	18.886
431	8/10/2021	3.262	3.239	3.303	3.098	12.902
432	8/10/2021	3.317	4.217	4.549	4.348	16.431
433	8/10/2021	2.036	2.236	1.483	2.421	8.176
434	8/10/2021	3.749	3.378	3.865	3.943	14.935
435	8/10/2021	5.265	5.383	5.656	5.253	21.557
436	8/10/2021	1.471	1.466	1.725	0.999	5.661
437	8/10/2021	0.463	0.443	0.472	0.467	1.845
438	8/10/2021	1.194	1.274	1.564	1.177	5.209
439	8/10/2021	5.892	5.776	5.346	5.647	22.661
440	8/10/2021	2.106	2.458	3.222	3.236	11.022
441	8/10/2021	0.403	0.203	0.084	0.369	1.059
442	8/10/2021	3.122	2.999	3.255	3.630	13.006
443	8/10/2021	2.592	1.442	1.154	1.807	6.995
444	8/10/2021	1.985	5.275	5.381	5.197	17.838
445	8/10/2021	1.446	3.035	1.964	1.249	7.694
446	8/10/2021	0.561	1.038	0.490	1.268	3.357
447	8/10/2021	3.800	5.674	5.110	4.094	18.678
448	8/10/2021	3.202	2.710	2.247	2.203	10.362
449	8/10/2021	1.528	2.165	1.976	2.896	8.565
450	8/10/2021	2.045	1.943	0.662	1.383	6.033
451	8/10/2021	3.666	2.868	2.305	2.560	11.399
452	8/10/2021	2.544	2.580	2.598	2.586	10.308
456	8/10/2021	2.839	2.947	4.198	4.617	14.601
457	8/10/2021	2.692	2.709	2.671	2.772	10.844
458	8/10/2021	2.140	2.373	2.725	3.937	11.175
459	8/10/2021	3.265	3.018	3.577	4.755	14.615
460	8/10/2021	0.899	1.241	1.045	0.804	3.989
461	8/10/2021	1.371	2.048	1.729	1.817	6.965
463	8/10/2021	4.038	4.015	3.988	3.784	15.825
464	8/10/2021	1.920	1.585	2.004	2.690	8.199
465	8/10/2021	1.581	1.119	1.180	0.788	4.668
466	8/10/2021	4.180	3.173	2.817	4.515	14.685
467	8/10/2021	2.900	2.897	3.970	3.718	13.485

Duke Energy Kentucky
Peak Time Rebate Pilot Program

Customer	Event	Baseline Usage Hour Ending				Total
		4:00	5:00	6:00	7:00	
468	8/10/2021	0.371	0.354	0.552	0.855	2.132
470	8/10/2021	1.445	1.245	1.224	1.220	5.134
472	8/10/2021	2.897	2.913	3.552	3.770	13.132
474	8/10/2021	1.261	2.337	2.025	1.850	7.473
475	8/10/2021	0.299	0.298	0.298	0.298	1.193
476	8/10/2021	0.844	1.061	0.971	1.065	3.941
477	8/10/2021	0.903	0.972	0.942	0.918	3.735
478	8/10/2021	1.413	1.623	1.640	1.837	6.513
479	8/10/2021	1.884	2.088	2.347	4.036	10.355
480	8/10/2021	4.712	9.029	5.561	9.158	28.460
481	8/10/2021	4.901	4.257	4.172	4.215	17.545
482	8/10/2021	2.802	2.698	2.951	2.869	11.320
483	8/10/2021	1.728	1.647	2.035	1.478	6.888
484	8/10/2021	2.309	2.334	2.621	3.925	11.189
486	8/10/2021	4.690	4.970	3.102	5.004	17.766
487	8/10/2021	2.391	3.699	2.879	1.050	10.019
488	8/10/2021	2.967	2.729	3.316	2.390	11.402
489	8/10/2021	2.203	2.240	2.308	2.293	9.044
490	8/10/2021	1.646	1.704	1.557	1.395	6.302
491	8/10/2021	2.480	6.315	1.969	3.270	14.034
492	8/10/2021	2.868	2.790	3.150	5.054	13.862
493	8/10/2021	3.797	3.799	5.213	3.919	16.728
494	8/10/2021	1.899	2.008	2.682	2.198	8.787
495	8/10/2021	1.842	3.451	3.339	2.225	10.857
496	8/10/2021	0.210	1.114	0.599	1.070	2.993
497	8/10/2021	8.649	4.506	13.291	9.005	35.451
498	8/10/2021	0.216	0.130	0.285	0.251	0.882
499	8/10/2021	1.181	2.042	2.625	2.983	8.831
500	8/10/2021	1.094	0.871	1.105	1.822	4.892
501	8/10/2021	0.546	0.640	0.664	0.925	2.775
503	8/10/2021	4.000	4.049	3.963	4.290	16.302
505	8/10/2021	0.788	0.681	0.772	0.879	3.120
507	8/10/2021	2.452	2.480	2.671	3.222	10.825
508	8/10/2021	0.890	1.154	1.049	1.040	4.133
509	8/10/2021	4.195	1.909	1.278	3.325	10.707
510	8/10/2021	3.294	2.801	5.234	3.627	14.956
511	8/10/2021	3.714	5.045	3.641	3.716	16.116
512	8/10/2021	2.171	3.183	3.836	2.657	11.847
515	8/10/2021	2.483	2.603	2.299	4.253	11.638
516	8/10/2021	4.702	4.090	0.344	0.180	9.316
517	8/10/2021	0.331	0.377	0.430	0.381	1.519
518	8/10/2021	3.112	3.273	3.272	3.246	12.903
520	8/10/2021	4.702	4.804	4.914	5.789	20.209
521	8/10/2021	4.216	4.079	1.340	2.498	12.133
522	8/10/2021	0.454	0.469	1.801	2.962	5.686
523	8/10/2021	1.783	2.004	3.301	1.988	9.076
524	8/10/2021	1.155	1.563	2.339	6.470	11.527
526	8/10/2021	1.929	1.671	1.661	1.985	7.246
527	8/10/2021	0.410	2.194	2.803	0.474	5.881
528	8/10/2021	3.981	4.134	4.058	4.676	16.849
529	8/10/2021	4.035	2.640	3.741	3.863	14.279
530	8/10/2021	0.161	0.112	0.110	0.158	0.541
531	8/10/2021	2.237	2.477	3.740	3.969	12.423
532	8/10/2021	1.545	1.766	1.306	1.211	5.828
533	8/10/2021	0.181	0.177	0.167	0.170	0.695
534	8/10/2021	0.500	1.336	1.140	1.117	4.093
535	8/10/2021	2.230	2.267	2.264	2.704	9.465
536	8/10/2021	3.537	3.985	3.479	3.499	14.500
537	8/10/2021	1.966	2.435	1.248	0.269	5.918
538	8/10/2021	3.394	4.097	4.015	3.916	15.422
539	8/10/2021	2.031	1.135	1.773	2.904	7.843
540	8/10/2021	0.617	0.435	1.653	3.079	5.784

Duke Energy Kentucky
Peak Time Rebate Pilot Program

Customer	Event	Baseline Usage Hour Ending				Total
		4:00	5:00	6:00	7:00	
541	8/10/2021	0.175	0.155	0.167	0.193	0.690
542	8/10/2021	1.551	1.645	1.635	1.615	6.446
543	8/10/2021	3.557	3.960	4.024	5.406	16.947
544	8/10/2021	5.949	4.856	4.908	3.515	19.228
545	8/10/2021	0.398	0.411	0.397	0.332	1.538
546	8/10/2021	4.315	5.119	4.835	4.132	18.401
547	8/10/2021	3.269	3.329	3.300	3.036	12.934
548	8/10/2021	1.034	0.978	0.916	1.047	3.975
549	8/10/2021	0.215	0.456	1.772	2.908	5.351
550	8/10/2021	2.211	5.242	2.625	2.229	12.307
553	8/10/2021	1.360	2.699	3.056	1.756	8.871
554	8/10/2021	3.663	3.106	3.754	6.043	16.566
555	8/10/2021	2.616	3.058	3.274	3.121	12.069
556	8/10/2021	0.639	0.658	0.726	0.846	2.869
557	8/10/2021	1.234	2.739	3.092	3.021	10.086
558	8/10/2021	0.761	2.425	2.615	2.629	8.430
559	8/10/2021	4.145	3.751	3.480	4.266	15.642
560	8/10/2021	3.381	3.361	3.603	5.008	15.353
561	8/10/2021	1.534	3.112	6.563	4.265	15.474
562	8/10/2021	3.478	3.368	3.188	3.046	13.080
563	8/10/2021	1.233	1.487	1.359	1.410	5.489
565	8/10/2021	3.943	4.067	4.097	6.067	18.174
566	8/10/2021	1.065	1.801	1.694	1.824	6.384
568	8/10/2021	0.964	0.185	1.532	0.725	3.406
569	8/10/2021	0.785	2.094	1.439	1.083	5.401
570	8/10/2021	1.563	2.118	1.183	1.131	5.995
571	8/10/2021	2.214	2.203	2.241	2.252	8.910
572	8/10/2021	3.669	3.706	3.757	3.659	14.791
573	8/10/2021	0.601	0.792	1.292	1.002	3.687
574	8/10/2021	0.591	0.612	0.359	0.229	1.791
575	8/10/2021	3.202	8.652	5.603	4.134	21.591
576	8/10/2021	4.646	4.521	4.561	4.537	18.265
577	8/10/2021	1.351	1.310	1.503	1.473	5.637
578	8/10/2021	1.514	1.774	1.368	1.645	6.301
579	8/10/2021	4.361	4.323	5.600	6.256	20.540
580	8/10/2021	3.870	5.294	7.013	6.512	22.689
581	8/10/2021	4.770	5.103	4.666	4.628	19.167
582	8/10/2021	3.062	3.318	4.124	3.499	14.003
584	8/10/2021	1.676	1.474	1.270	1.294	5.714
585	8/10/2021	0.521	2.187	0.435	2.692	5.835
586	8/10/2021	5.521	5.325	5.346	5.539	21.731
587	8/10/2021	2.159	3.315	2.146	1.516	9.136
588	8/10/2021	3.126	3.368	4.757	5.393	16.644
589	8/10/2021	2.624	2.548	2.852	2.279	10.303
590	8/10/2021	0.682	0.691	0.692	0.693	2.758
591	8/10/2021	1.456	1.761	2.579	1.330	7.126
592	8/10/2021	0.991	1.035	1.974	1.341	5.341
593	8/10/2021	2.535	2.400	2.392	2.557	9.884
594	8/10/2021	1.202	1.124	1.129	0.995	4.450
595	8/10/2021	1.111	1.169	1.219	1.201	4.700
596	8/10/2021	1.233	1.418	1.068	1.348	5.067
597	8/10/2021	6.477	7.130	8.693	6.506	28.806
598	8/10/2021	2.169	2.374	2.774	1.927	9.244
599	8/10/2021	2.145	2.380	2.399	2.388	9.312
600	8/10/2021	2.505	2.023	4.132	2.980	11.640
601	8/10/2021	5.239	3.564	3.226	4.849	16.878
602	8/10/2021	3.787	3.615	3.568	1.528	12.498
603	8/10/2021	4.882	3.512	3.083	3.507	14.984
604	8/10/2021	0.432	1.310	0.521	0.791	3.054
605	8/10/2021	0.802	0.535	0.678	0.629	2.644
606	8/10/2021	0.000	0.002	0.000	0.000	0.002
608	8/10/2021	3.858	3.872	3.733	3.516	14.979

Duke Energy Kentucky
Peak Time Rebate Pilot Program

Customer	Event	Baseline Usage Hour Ending				Total
		4:00	5:00	6:00	7:00	
609	8/10/2021	0.583	0.911	1.630	0.894	4.018
610	8/10/2021	2.623	2.096	2.614	2.673	10.006
611	8/10/2021	0.976	2.086	3.211	4.269	10.542
612	8/10/2021	1.318	1.431	1.878	1.576	6.203
613	8/10/2021	1.763	3.309	5.851	3.107	14.030
614	8/10/2021	6.795	3.141	3.771	3.502	17.209
615	8/10/2021	6.207	2.459	1.798	1.527	11.991
616	8/10/2021	0.422	1.023	0.855	1.487	3.787
617	8/10/2021	1.276	1.284	2.665	3.038	8.263
618	8/10/2021	1.152	0.704	1.165	0.971	3.992
619	8/10/2021	0.500	1.560	2.409	0.546	5.015
620	8/10/2021	0.205	0.206	0.512	0.490	1.413
621	8/10/2021	3.688	4.356	4.579	3.729	16.352
622	8/10/2021	2.744	1.203	2.481	2.973	9.401
623	8/10/2021	2.914	2.483	5.056	4.834	15.287
624	8/10/2021	1.369	1.489	1.418	1.609	5.885
625	8/10/2021	0.746	1.074	1.147	1.192	4.159
626	8/10/2021	0.826	0.807	1.184	0.499	3.316
627	8/10/2021	2.294	2.853	2.178	2.064	9.389
628	8/10/2021	2.534	1.962	1.980	2.221	8.697
629	8/10/2021	2.651	2.464	2.058	2.230	9.403
630	8/10/2021	2.092	2.186	1.970	1.432	7.680
631	8/10/2021	2.571	1.553	2.000	2.457	8.581
632	8/10/2021	0.174	0.209	0.523	0.656	1.562
633	8/10/2021	0.524	0.824	0.685	1.477	3.510
634	8/10/2021	2.382	2.391	2.400	2.375	9.548
635	8/10/2021	3.246	3.284	3.071	2.891	12.492
636	8/10/2021	3.458	3.408	3.474	1.946	12.286
637	8/10/2021	1.215	1.103	1.051	1.301	4.670
639	8/10/2021	2.187	2.059	1.953	1.880	8.079
640	8/10/2021	0.400	0.592	0.597	1.409	2.998
641	8/10/2021	4.028	3.838	4.255	4.652	16.773
642	8/10/2021	0.690	0.632	0.661	0.619	2.602
644	8/10/2021	3.656	3.306	6.132	5.950	19.044
645	8/10/2021	0.681	0.514	1.278	1.103	3.576
646	8/10/2021	1.794	2.076	2.026	3.115	9.011
647	8/10/2021	0.395	0.261	0.330	0.359	1.345
648	8/10/2021	2.946	2.947	3.601	4.379	13.873
649	8/10/2021	1.637	1.581	1.337	1.673	6.228
650	8/10/2021	2.961	3.836	3.317	3.856	13.970
651	8/10/2021	7.604	8.296	8.584	8.865	33.349
652	8/10/2021	1.736	3.158	2.793	2.149	9.836
653	8/10/2021	1.381	1.472	1.536	1.699	6.088
654	8/10/2021	0.421	0.433	0.421	0.426	1.701
655	8/10/2021	0.507	0.341	0.468	0.258	1.574
657	8/10/2021	0.321	0.307	0.356	0.404	1.388
658	8/10/2021	7.494	7.198	7.165	6.697	28.554
659	8/10/2021	1.108	1.638	1.932	1.746	6.424
660	8/10/2021	1.927	1.904	2.121	3.478	9.430
661	8/10/2021	1.022	1.011	1.109	1.329	4.471
662	8/10/2021	0.796	0.826	0.976	0.910	3.508
663	8/10/2021	2.877	2.150	2.388	3.070	10.485
665	8/10/2021	1.328	1.147	1.597	0.925	4.997
666	8/10/2021	6.577	4.273	3.439	3.607	17.896
667	8/10/2021	2.790	2.592	2.533	2.393	10.308
668	8/10/2021	4.612	4.657	4.969	4.620	18.858
669	8/10/2021	1.542	1.960	1.984	2.660	8.146
670	8/10/2021	1.194	1.828	1.331	1.337	5.690
672	8/10/2021	2.856	5.275	3.410	1.548	13.089
673	8/10/2021	0.571	0.417	2.724	2.837	6.549
674	8/10/2021	4.462	3.581	3.617	3.685	15.345
675	8/10/2021	1.918	1.827	3.350	3.089	10.184

Duke Energy Kentucky
Peak Time Rebate Pilot Program

Customer	Event	Baseline Usage Hour Ending				Total
		4:00	5:00	6:00	7:00	
676	8/10/2021	1.909	3.215	2.146	2.448	9.718
677	8/10/2021	4.159	4.128	4.246	4.115	16.648
678	8/10/2021	2.850	3.155	4.609	6.448	17.062
679	8/10/2021	2.781	2.754	2.823	4.043	12.401
680	8/10/2021	0.826	0.890	0.864	1.790	4.370
681	8/10/2021	1.946	3.887	2.870	2.607	11.310
682	8/10/2021	2.997	2.903	3.754	3.816	13.470
683	8/10/2021	2.375	2.404	2.369	2.259	9.407
685	8/10/2021	3.771	4.139	4.228	3.890	16.028
686	8/10/2021	4.316	4.391	4.184	3.483	16.374
687	8/10/2021	3.965	5.213	5.805	2.801	17.784
688	8/10/2021	2.606	2.538	2.772	3.253	11.169
689	8/10/2021	0.003	0.004	0.003	0.004	0.014
690	8/10/2021	3.024	4.537	3.962	3.805	15.328
691	8/10/2021	0.977	0.953	1.121	1.283	4.334
692	8/10/2021	4.528	4.766	0.690	0.639	10.623
693	8/10/2021	2.439	2.565	2.974	3.408	11.386
694	8/10/2021	1.603	1.266	1.097	1.238	5.204
695	8/10/2021	5.966	4.739	3.264	3.155	17.124
696	8/10/2021	0.578	0.617	0.722	0.367	2.284
697	8/10/2021	0.356	0.616	0.500	0.561	2.033
698	8/10/2021	1.007	1.266	1.033	1.295	4.601
699	8/10/2021	2.230	2.440	0.112	1.546	6.328
700	8/10/2021	1.471	1.516	2.293	2.505	7.785
701	8/10/2021	4.603	4.790	6.117	4.843	20.353
703	8/10/2021	2.629	3.088	3.177	3.142	12.036
704	8/10/2021	0.280	0.437	0.568	0.328	1.613
705	8/10/2021	2.501	2.676	2.962	3.351	11.490
706	8/10/2021	0.053	0.097	0.140	0.143	0.433
707	8/10/2021	3.211	3.228	3.178	2.993	12.610
708	8/10/2021	0.080	1.005	0.872	0.224	2.181
709	8/10/2021	1.115	1.965	2.388	2.741	8.209
710	8/10/2021	0.548	2.773	2.759	3.039	9.119
711	8/10/2021	4.417	4.304	4.272	5.916	18.909
712	8/10/2021	1.579	1.657	1.415	3.113	7.764
713	8/10/2021	1.975	2.287	2.064	1.966	8.292
714	8/10/2021	1.986	1.999	2.010	2.069	8.064
715	8/10/2021	0.123	1.206	0.198	0.134	1.661
716	8/10/2021	1.726	1.749	1.673	1.662	6.810
719	8/10/2021	3.644	3.776	2.698	1.993	12.111
720	8/10/2021	0.360	0.393	1.027	3.188	4.968
721	8/10/2021	0.953	0.995	1.016	1.055	4.019
722	8/10/2021	2.136	2.227	2.473	2.326	9.162
724	8/10/2021	2.384	3.645	3.244	2.403	11.676
725	8/10/2021	0.212	0.099	0.101	0.398	0.810
728	8/10/2021	2.223	2.232	2.388	2.219	9.062
729	8/10/2021	2.856	1.395	1.796	1.242	7.289
730	8/10/2021	2.334	2.454	2.434	2.687	9.909
731	8/10/2021	0.810	0.825	0.845	0.900	3.380
732	8/10/2021	4.582	4.545	4.762	7.448	21.337
733	8/10/2021	1.816	2.991	2.886	2.217	9.910
734	8/10/2021	2.373	1.904	1.094	0.994	6.365
737	8/10/2021	2.602	2.517	2.083	2.081	9.283
738	8/10/2021	0.674	0.644	1.582	2.505	5.405
739	8/10/2021	1.931	1.924	2.371	2.590	8.816
740	8/10/2021	4.090	1.899	2.272	1.362	9.623
743	8/10/2021	1.408	1.535	1.455	1.402	5.800
744	8/10/2021	0.966	0.948	0.945	1.010	3.869
745	8/10/2021	2.087	2.727	2.769	3.187	10.770
746	8/10/2021	4.346	3.039	2.962	4.054	14.401
747	8/10/2021	1.882	1.445	1.681	1.702	6.710
748	8/10/2021	1.947	2.736	5.941	5.984	16.608

Duke Energy Kentucky
Peak Time Rebate Pilot Program

Customer	Event	Baseline Usage Hour Ending				Total
		4:00	5:00	6:00	7:00	
749	8/10/2021	1.674	0.292	0.828	0.148	2.942
751	8/10/2021	2.793	2.792	3.121	2.795	11.501
752	8/10/2021	5.272	6.779	8.236	8.170	28.457
753	8/10/2021	1.996	1.783	2.377	2.383	8.539
754	8/10/2021	4.901	4.055	7.994	4.362	21.312
755	8/10/2021	1.740	2.129	2.485	2.655	9.009
756	8/10/2021	1.831	1.319	1.960	1.600	6.710
757	8/10/2021	2.406	4.303	5.972	4.631	17.312
758	8/10/2021	4.168	4.717	7.792	4.209	20.886
759	8/10/2021	1.536	1.682	1.825	2.241	7.284
760	8/10/2021	1.602	1.318	1.803	1.665	6.388
761	8/10/2021	2.612	2.872	3.372	3.286	12.142
762	8/10/2021	0.779	0.884	2.081	1.727	5.471
763	8/10/2021	1.780	1.747	1.729	1.729	6.985
764	8/10/2021	3.448	3.460	3.378	3.216	13.502
765	8/10/2021	3.019	4.651	3.217	2.583	13.470
766	8/10/2021	1.741	1.789	1.573	1.560	6.663
767	8/10/2021	0.844	1.175	0.814	1.727	4.560
768	8/10/2021	1.372	1.773	1.022	0.963	5.130
769	8/10/2021	4.288	4.355	4.381	4.261	17.285
771	8/10/2021	1.013	0.600	1.448	0.135	3.196
772	8/10/2021	1.008	1.028	1.318	1.792	5.146
773	8/10/2021	0.763	0.818	0.875	0.778	3.234
774	8/10/2021	2.058	1.917	2.170	2.049	8.194
775	8/10/2021	0.558	1.554	1.528	1.777	5.417
776	8/10/2021	2.547	2.743	2.796	2.727	10.813
777	8/10/2021	3.261	3.251	3.196	3.170	12.878
778	8/10/2021	1.205	2.229	1.999	2.345	7.778
779	8/10/2021	1.831	2.494	2.107	2.314	8.746
780	8/10/2021	0.279	0.164	0.832	0.869	2.144
781	8/10/2021	3.713	3.879	2.859	2.899	13.350
782	8/10/2021	1.672	1.757	1.813	1.880	7.122
783	8/10/2021	1.846	1.748	2.277	4.135	10.006
784	8/10/2021	1.333	1.315	1.344	2.804	6.796
785	8/10/2021	5.519	3.382	1.858	2.484	13.243
787	8/10/2021	1.213	1.121	1.967	1.139	5.440
789	8/10/2021	2.163	2.483	2.703	2.706	10.055
790	8/10/2021	1.629	1.936	0.966	0.808	5.339
793	8/10/2021	1.948	1.627	1.631	1.680	6.886
794	8/10/2021	2.597	3.070	5.823	3.226	14.716
796	8/10/2021	1.541	1.256	1.258	1.892	5.947
797	8/10/2021	0.501	0.177	0.121	0.908	1.707
798	8/10/2021	1.394	1.091	0.850	0.881	4.216
799	8/10/2021	0.922	0.931	1.007	0.878	3.738
800	8/10/2021	0.997	1.661	2.010	2.564	7.232
802	8/10/2021	0.326	0.506	0.425	0.399	1.656
805	8/10/2021	1.981	2.520	3.442	5.054	12.997
810	8/10/2021	2.340	1.832	1.683	0.635	6.490
813	8/10/2021	2.464	2.928	2.946	3.331	11.669
814	8/10/2021	1.260	1.293	0.776	1.083	4.412
815	8/10/2021	4.444	6.132	3.500	4.168	18.244
816	8/10/2021	4.860	6.804	6.404	7.751	25.819
817	8/10/2021	2.548	3.776	3.376	2.063	11.763
818	8/10/2021	3.374	3.361	3.361	4.779	14.875
819	8/10/2021	1.693	1.985	2.115	1.834	7.627
820	8/10/2021	0.923	1.184	1.112	1.735	4.954
822	8/10/2021	3.376	0.614	1.296	4.099	9.385
823	8/10/2021	1.630	1.543	1.482	1.308	5.963
824	8/10/2021	3.224	3.385	3.260	3.436	13.305
825	8/10/2021	2.923	3.083	3.638	2.768	12.412
826	8/10/2021	1.529	1.579	1.618	1.386	6.112
827	8/10/2021	2.331	1.755	1.344	1.564	6.994

Duke Energy Kentucky
Peak Time Rebate Pilot Program

Customer	Event	Baseline Usage Hour Ending				Total
		4:00	5:00	6:00	7:00	
828	8/10/2021	4.367	2.166	1.612	2.458	10.603
829	8/10/2021	3.246	3.235	3.599	3.623	13.703
830	8/10/2021	4.145	4.108	4.215	3.461	15.929
831	8/10/2021	2.348	2.211	2.181	2.738	9.478
832	8/10/2021	1.145	1.221	1.302	1.127	4.795
833	8/10/2021	3.221	3.145	5.102	5.926	17.394
834	8/10/2021	0.298	0.200	0.192	0.593	1.283
835	8/10/2021	3.066	3.117	2.769	2.572	11.524
836	8/10/2021	3.613	2.054	3.505	2.854	12.026
837	8/10/2021	1.975	2.522	3.662	2.875	11.034
838	8/10/2021	0.325	0.365	0.387	0.386	1.463
839	8/10/2021	3.582	3.837	3.881	3.415	14.715
840	8/10/2021	3.416	3.342	3.620	3.362	13.740
841	8/10/2021	1.791	3.774	3.295	2.823	11.683
843	8/10/2021	2.077	1.638	2.249	2.208	8.172
844	8/10/2021	1.416	1.406	1.501	1.444	5.767
845	8/10/2021	1.934	1.868	1.698	1.629	7.129
846	8/10/2021	0.541	0.427	0.421	0.507	1.896
847	8/10/2021	4.485	4.001	3.971	4.171	16.628
848	8/10/2021	0.888	0.625	0.707	1.113	3.333
849	8/10/2021	1.796	2.767	2.636	3.034	10.233
851	8/10/2021	2.649	2.626	2.611	3.689	11.575
852	8/10/2021	0.385	0.346	0.806	2.124	3.661
853	8/10/2021	0.867	1.123	1.178	1.189	4.357
854	8/10/2021	2.312	2.441	2.044	2.453	9.250
855	8/10/2021	0.923	1.120	1.153	0.926	4.122
856	8/10/2021	2.635	4.437	4.675	4.738	16.485
857	8/10/2021	0.212	0.237	0.245	0.235	0.929
858	8/10/2021	2.721	2.819	3.045	2.985	11.570
859	8/10/2021	4.636	4.389	4.827	4.447	18.299
861	8/10/2021	0.671	0.757	0.556	0.519	2.503
862	8/10/2021	0.593	0.823	1.074	1.127	3.617
863	8/10/2021	0.236	0.178	0.211	2.829	3.454
864	8/10/2021	3.220	2.693	2.370	2.371	10.654
865	8/10/2021	5.927	5.841	5.868	5.883	23.519
866	8/10/2021	0.201	0.143	0.129	0.126	0.599
867	8/10/2021	6.330	7.803	5.388	5.306	24.827
868	8/10/2021	3.162	3.014	3.007	3.010	12.193
869	8/10/2021	3.467	3.307	3.122	3.162	13.058
870	8/10/2021	0.486	1.459	1.098	0.662	3.705
871	8/10/2021	1.282	1.963	2.208	1.646	7.099
872	8/10/2021	2.204	3.991	5.215	2.836	14.246
873	8/10/2021	1.848	0.674	0.565	1.648	4.735
874	8/10/2021	4.468	5.172	4.678	5.737	20.055
875	8/10/2021	2.971	3.003	4.286	3.143	13.403
876	8/10/2021	1.201	1.217	1.756	1.369	5.543
877	8/10/2021	2.909	2.836	2.922	2.823	11.490
879	8/10/2021	0.057	0.121	2.480	1.808	4.466
880	8/10/2021	0.533	0.807	1.160	0.393	2.893
881	8/10/2021	1.184	2.618	2.375	1.744	7.921
882	8/10/2021	0.969	1.616	1.228	1.549	5.362
883	8/10/2021	4.330	4.279	4.460	4.403	17.472
884	8/10/2021	1.406	0.618	0.578	3.869	6.471
885	8/10/2021	1.581	1.159	1.090	0.929	4.759
886	8/10/2021	2.150	2.199	2.180	2.530	9.059
887	8/10/2021	1.647	1.689	1.916	1.737	6.989
888	8/10/2021	1.304	1.409	1.423	1.332	5.468
889	8/10/2021	0.701	0.716	0.723	0.698	2.838
890	8/10/2021	0.090	2.694	3.340	3.233	9.357
891	8/10/2021	3.145	2.786	2.738	2.708	11.377
892	8/10/2021	2.172	2.367	2.252	3.030	9.821
893	8/10/2021	0.532	0.524	0.534	0.549	2.139

Duke Energy Kentucky
Peak Time Rebate Pilot Program

Customer	Event	Baseline Usage Hour Ending				Total
		4:00	5:00	6:00	7:00	
894	8/10/2021	2.620	2.641	2.513	2.513	10.287
895	8/10/2021	0.430	0.497	0.410	0.424	1.761
896	8/10/2021	0.707	0.822	0.620	0.768	2.917
898	8/10/2021	0.539	1.867	2.446	2.208	7.060
899	8/10/2021	2.338	3.268	3.000	2.376	10.982
2	8/11/2021	0.830	0.749	1.478	1.105	4.163
3	8/11/2021	2.364	2.820	3.905	3.622	12.712
4	8/11/2021	2.586	2.912	3.147	3.617	12.263
5	8/11/2021	1.051	1.009	1.402	0.870	4.332
6	8/11/2021	2.735	3.296	3.588	2.920	12.539
7	8/11/2021	1.326	2.181	1.667	1.511	6.685
8	8/11/2021	3.547	4.108	4.721	4.413	16.788
11	8/11/2021	2.649	3.517	4.827	3.844	14.836
12	8/11/2021	2.261	2.840	2.996	3.570	11.666
13	8/11/2021	0.826	1.808	2.467	3.381	8.482
14	8/11/2021	1.937	2.271	2.100	1.450	7.759
15	8/11/2021	2.541	2.830	2.905	2.679	10.955
16	8/11/2021	1.637	3.151	2.715	2.463	9.967
17	8/11/2021	0.142	0.064	0.073	0.071	0.350
18	8/11/2021	2.381	2.267	2.080	1.851	8.580
19	8/11/2021	0.945	1.214	1.053	1.088	4.300
20	8/11/2021	2.391	2.574	3.021	3.440	11.427
21	8/11/2021	2.788	3.054	2.932	2.599	11.373
22	8/11/2021	4.661	5.320	5.724	5.382	21.086
23	8/11/2021	4.489	5.401	5.710	5.413	21.013
24	8/11/2021	1.879	2.465	3.159	2.809	10.313
25	8/11/2021	2.656	2.076	1.803	1.680	8.215
27	8/11/2021	7.189	7.506	8.492	8.517	31.705
28	8/11/2021	2.746	3.404	3.266	3.062	12.478
29	8/11/2021	1.219	1.257	1.631	1.272	5.378
30	8/11/2021	0.966	1.541	1.666	1.784	5.957
32	8/11/2021	2.058	2.309	2.082	1.209	7.659
34	8/11/2021	2.350	3.027	2.639	3.583	11.599
35	8/11/2021	0.469	0.540	0.632	0.803	2.445
36	8/11/2021	3.428	3.350	2.870	2.540	12.188
38	8/11/2021	2.747	3.438	2.937	2.669	11.790
39	8/11/2021	3.286	3.327	3.337	2.612	12.561
42	8/11/2021	1.271	1.875	2.035	2.075	7.256
43	8/11/2021	1.655	2.022	1.765	1.483	6.924
44	8/11/2021	0.754	0.776	1.157	1.621	4.308
46	8/11/2021	4.241	4.003	3.798	4.068	16.110
47	8/11/2021	5.296	5.564	5.243	4.530	20.634
48	8/11/2021	2.162	2.120	2.907	3.660	10.849
49	8/11/2021	5.641	4.974	4.443	4.386	19.443
50	8/11/2021	0.186	0.159	0.326	0.255	0.926
52	8/11/2021	2.561	2.234	3.039	3.793	11.627
53	8/11/2021	0.540	0.423	0.394	0.384	1.741
54	8/11/2021	3.925	4.019	4.466	5.867	18.276
55	8/11/2021	0.985	1.164	0.954	1.454	4.557
57	8/11/2021	2.241	2.513	2.416	2.201	9.372
58	8/11/2021	1.849	1.935	1.973	1.849	7.607
59	8/11/2021	1.910	1.962	1.856	2.141	7.869
60	8/11/2021	0.126	0.056	0.407	1.259	1.848
61	8/11/2021	1.807	2.569	2.250	2.178	8.804
62	8/11/2021	2.459	2.634	2.702	2.669	10.463
64	8/11/2021	3.840	4.203	4.019	4.180	16.242
65	8/11/2021	2.046	2.635	3.200	3.529	11.411
66	8/11/2021	2.221	2.505	3.865	2.920	11.510
67	8/11/2021	2.524	2.904	3.639	2.696	11.763
68	8/11/2021	2.330	2.871	2.832	2.748	10.780
70	8/11/2021	0.344	0.913	2.327	2.263	5.846

Duke Energy Kentucky
Peak Time Rebate Pilot Program

Customer	Event	Baseline Usage Hour Ending				Total
		4:00	5:00	6:00	7:00	
71	8/11/2021	2.126	2.185	2.350	2.328	8.989
73	8/11/2021	1.786	1.657	1.995	1.911	7.349
74	8/11/2021	2.545	2.809	1.844	3.811	11.009
76	8/11/2021	2.518	2.123	1.823	1.471	7.934
77	8/11/2021	1.968	2.234	3.020	2.321	9.542
78	8/11/2021	5.977	6.020	5.755	5.268	23.020
79	8/11/2021	2.042	2.275	2.430	2.238	8.985
80	8/11/2021	2.769	3.096	2.958	3.021	11.844
81	8/11/2021	2.620	2.114	1.943	2.198	8.874
82	8/11/2021	1.942	1.069	1.930	2.353	7.294
83	8/11/2021	4.572	4.593	4.793	4.301	18.259
84	8/11/2021	0.775	0.612	0.798	1.120	3.305
85	8/11/2021	1.937	2.099	2.307	2.398	8.741
86	8/11/2021	3.470	3.288	3.314	3.188	13.260
88	8/11/2021	3.744	3.896	3.853	3.731	15.223
89	8/11/2021	4.764	4.780	5.310	4.929	19.784
90	8/11/2021	2.260	2.063	1.988	2.265	8.576
91	8/11/2021	4.276	4.583	4.711	4.567	18.137
92	8/11/2021	2.259	2.927	3.753	3.686	12.625
94	8/11/2021	2.471	3.276	3.670	2.404	11.821
95	8/11/2021	0.478	1.226	1.357	1.011	4.072
97	8/11/2021	3.057	3.338	3.544	3.766	13.704
98	8/11/2021	2.959	2.921	4.048	3.376	13.304
99	8/11/2021	3.969	3.921	2.982	3.270	14.143
100	8/11/2021	3.562	3.920	3.935	2.933	14.350
101	8/11/2021	5.492	5.773	5.875	5.330	22.469
102	8/11/2021	1.639	1.129	1.010	1.443	5.221
103	8/11/2021	1.858	2.003	2.104	2.358	8.323
104	8/11/2021	1.679	2.523	2.214	3.272	9.687
105	8/11/2021	8.029	8.622	9.351	9.337	35.340
106	8/11/2021	3.862	3.993	4.175	4.539	16.569
107	8/11/2021	3.741	4.177	3.973	3.369	15.261
108	8/11/2021	1.263	1.291	1.104	1.155	4.814
109	8/11/2021	1.053	1.051	1.106	1.094	4.304
110	8/11/2021	3.530	4.191	4.637	3.973	16.331
111	8/11/2021	1.672	1.160	1.472	1.299	5.604
113	8/11/2021	1.446	1.708	1.443	1.517	6.114
114	8/11/2021	2.951	3.049	3.462	2.753	12.216
115	8/11/2021	1.632	1.690	1.780	1.765	6.867
117	8/11/2021	1.082	1.293	1.708	1.161	5.243
118	8/11/2021	1.471	1.164	1.922	1.608	6.166
120	8/11/2021	2.058	2.153	2.310	1.647	8.168
121	8/11/2021	2.045	2.369	2.297	2.637	9.348
122	8/11/2021	5.093	5.074	5.213	4.816	20.196
123	8/11/2021	1.977	2.465	2.311	2.263	9.017
126	8/11/2021	1.895	0.707	1.098	0.786	4.485
127	8/11/2021	2.181	2.188	3.101	3.361	10.832
128	8/11/2021	3.277	3.390	3.298	3.400	13.366
129	8/11/2021	4.071	4.652	5.173	4.951	18.847
130	8/11/2021	2.104	2.079	2.310	2.723	9.217
131	8/11/2021	2.064	2.149	2.279	2.279	8.771
132	8/11/2021	2.842	3.004	3.919	3.740	13.505
135	8/11/2021	1.563	2.221	2.355	2.237	8.377
136	8/11/2021	3.966	3.941	4.097	3.374	15.378
138	8/11/2021	3.478	3.528	2.445	2.764	12.216
139	8/11/2021	4.159	4.398	3.993	4.019	16.569
140	8/11/2021	3.701	4.182	3.798	3.475	15.157
141	8/11/2021	0.899	1.194	0.991	1.136	4.220
142	8/11/2021	3.345	2.282	2.795	3.238	11.658
146	8/11/2021	3.079	3.131	3.024	2.678	11.911
147	8/11/2021	1.767	2.234	2.364	1.911	8.276
148	8/11/2021	2.568	3.241	4.315	3.706	13.830

Duke Energy Kentucky
Peak Time Rebate Pilot Program

Customer	Event	Baseline Usage Hour Ending				Total
		4:00	5:00	6:00	7:00	
149	8/11/2021	3.052	3.370	3.537	3.692	13.651
150	8/11/2021	3.269	3.368	2.885	2.723	12.246
151	8/11/2021	5.106	5.574	6.866	6.201	23.747
152	8/11/2021	4.570	4.637	4.272	4.526	18.004
153	8/11/2021	1.051	1.041	1.703	1.668	5.463
154	8/11/2021	2.948	2.982	3.763	3.321	13.013
155	8/11/2021	0.506	0.519	0.778	1.011	2.813
156	8/11/2021	0.226	0.241	0.344	0.482	1.293
158	8/11/2021	1.135	1.259	1.199	1.166	4.759
160	8/11/2021	0.445	1.431	0.900	1.006	3.782
161	8/11/2021	2.952	2.882	1.852	1.523	9.209
162	8/11/2021	0.519	0.901	1.275	1.793	4.488
164	8/11/2021	5.098	5.253	4.589	5.283	20.223
165	8/11/2021	0.315	0.328	0.352	0.351	1.346
166	8/11/2021	3.267	4.088	3.349	3.088	13.792
167	8/11/2021	1.128	1.039	1.785	1.198	5.150
168	8/11/2021	5.922	6.314	6.885	6.640	25.762
170	8/11/2021	1.463	2.001	2.084	2.725	8.273
171	8/11/2021	4.364	4.351	4.315	3.889	16.919
172	8/11/2021	4.363	5.514	5.262	4.787	19.925
173	8/11/2021	4.879	5.598	5.279	5.099	20.855
174	8/11/2021	2.519	2.777	3.236	2.434	10.966
175	8/11/2021	2.169	2.329	2.542	2.470	9.510
177	8/11/2021	2.412	2.998	3.196	3.149	11.756
178	8/11/2021	4.023	4.181	4.841	4.384	17.430
180	8/11/2021	7.405	8.101	7.108	5.817	28.431
181	8/11/2021	1.175	1.304	1.660	1.798	5.937
182	8/11/2021	0.322	0.400	0.462	0.558	1.742
184	8/11/2021	2.454	3.118	3.172	3.409	12.153
185	8/11/2021	0.802	0.911	1.763	1.856	5.332
187	8/11/2021	4.368	3.837	3.245	2.756	14.206
188	8/11/2021	3.029	3.510	3.904	3.929	14.373
190	8/11/2021	1.000	1.036	1.632	1.143	4.811
191	8/11/2021	2.819	1.977	1.605	1.706	8.107
192	8/11/2021	1.830	2.161	3.029	3.071	10.092
194	8/11/2021	2.288	2.664	2.760	2.681	10.394
195	8/11/2021	1.548	2.655	4.204	4.079	12.485
196	8/11/2021	2.683	3.608	4.784	4.299	15.373
197	8/11/2021	0.488	0.461	0.725	1.700	3.374
198	8/11/2021	3.174	3.099	2.768	2.554	11.595
200	8/11/2021	3.521	3.460	3.908	3.512	14.401
202	8/11/2021	1.402	1.859	2.319	1.790	7.370
203	8/11/2021	2.819	2.458	1.950	2.137	9.365
204	8/11/2021	2.232	2.135	3.634	2.968	10.969
205	8/11/2021	3.877	5.538	4.617	4.246	18.278
206	8/11/2021	0.200	0.181	0.181	0.190	0.752
207	8/11/2021	1.263	1.292	1.363	1.384	5.302
208	8/11/2021	3.880	4.802	4.303	5.307	18.291
209	8/11/2021	2.296	2.509	2.471	2.565	9.841
210	8/11/2021	2.354	3.050	3.937	3.869	13.210
211	8/11/2021	1.217	1.643	1.704	2.429	6.993
212	8/11/2021	4.349	4.680	4.886	4.335	18.250
213	8/11/2021	0.930	0.889	0.902	0.784	3.504
214	8/11/2021	0.050	2.682	2.984	2.559	8.276
215	8/11/2021	1.067	1.488	1.241	1.104	4.900
217	8/11/2021	3.208	3.142	2.281	2.440	11.071
218	8/11/2021	2.338	3.080	3.006	3.365	11.789
219	8/11/2021	2.794	2.877	3.092	3.185	11.948
220	8/11/2021	2.636	3.781	4.547	3.151	14.115
221	8/11/2021	2.392	2.084	3.085	3.003	10.564
222	8/11/2021	2.328	2.495	2.570	2.652	10.044
223	8/11/2021	5.348	4.994	4.379	4.578	19.299

Duke Energy Kentucky
Peak Time Rebate Pilot Program

Customer	Event	Baseline Usage Hour Ending				Total
		4:00	5:00	6:00	7:00	
225	8/11/2021	4.426	4.997	5.266	4.796	19.485
226	8/11/2021	4.438	7.035	7.313	6.401	25.187
227	8/11/2021	1.894	3.355	3.381	3.096	11.725
228	8/11/2021	2.383	2.707	2.568	3.018	10.676
229	8/11/2021	3.678	3.431	3.852	3.683	14.644
230	8/11/2021	1.005	0.972	0.842	0.758	3.578
231	8/11/2021	3.381	3.733	3.886	4.212	15.212
232	8/11/2021	1.451	2.225	2.100	1.872	7.648
233	8/11/2021	1.631	1.720	1.586	1.593	6.529
235	8/11/2021	1.039	1.288	1.510	1.361	5.198
236	8/11/2021	1.360	1.351	1.862	1.658	6.231
237	8/11/2021	3.372	2.861	3.228	2.776	12.237
238	8/11/2021	0.776	2.609	3.119	3.602	10.107
239	8/11/2021	1.807	2.423	2.932	3.219	10.380
240	8/11/2021	1.109	1.402	1.517	1.786	5.815
241	8/11/2021	1.643	1.568	1.420	1.331	5.961
242	8/11/2021	3.255	3.277	2.970	2.943	12.445
244	8/11/2021	1.137	1.177	1.553	1.849	5.717
245	8/11/2021	0.869	0.896	0.727	1.190	3.682
246	8/11/2021	2.163	2.329	1.925	1.875	8.292
247	8/11/2021	2.390	2.763	2.722	2.891	10.765
248	8/11/2021	2.438	2.287	2.240	2.186	9.152
249	8/11/2021	1.307	1.850	1.699	1.766	6.621
250	8/11/2021	1.639	1.493	1.412	1.471	6.014
251	8/11/2021	1.162	1.532	2.541	2.036	7.271
253	8/11/2021	1.949	1.964	2.103	2.694	8.710
254	8/11/2021	4.263	4.736	5.203	4.547	18.749
255	8/11/2021	1.425	3.154	3.364	2.666	10.608
256	8/11/2021	1.569	1.993	2.641	2.466	8.669
257	8/11/2021	1.078	1.166	1.129	1.212	4.586
258	8/11/2021	1.200	1.274	1.180	0.981	4.635
259	8/11/2021	3.563	3.710	4.084	4.092	15.450
260	8/11/2021	6.831	6.685	6.615	6.593	26.724
261	8/11/2021	3.915	4.009	3.359	3.173	14.456
262	8/11/2021	2.595	2.562	2.724	2.848	10.729
263	8/11/2021	0.348	0.352	0.389	0.319	1.408
264	8/11/2021	4.894	4.521	4.523	4.758	18.697
265	8/11/2021	4.028	3.210	3.474	3.205	13.918
266	8/11/2021	3.575	2.908	3.598	3.238	13.320
267	8/11/2021	0.678	1.078	1.177	2.185	5.119
268	8/11/2021	3.899	4.889	6.698	7.584	23.070
270	8/11/2021	2.360	2.175	2.565	2.479	9.579
271	8/11/2021	1.776	2.306	1.868	1.992	7.942
272	8/11/2021	0.796	0.929	0.883	0.933	3.541
274	8/11/2021	1.542	1.615	0.970	3.559	7.686
275	8/11/2021	5.829	5.882	6.108	5.687	23.505
276	8/11/2021	2.821	2.473	2.606	2.860	10.760
277	8/11/2021	1.709	2.526	2.240	2.266	8.740
278	8/11/2021	1.509	1.191	0.961	0.698	4.359
279	8/11/2021	3.407	3.225	3.592	3.494	13.718
280	8/11/2021	3.112	4.608	5.472	4.630	17.823
281	8/11/2021	4.199	3.784	4.334	4.428	16.746
282	8/11/2021	1.404	1.693	2.096	1.948	7.141
283	8/11/2021	2.581	2.428	2.622	3.340	10.971
284	8/11/2021	1.103	1.991	2.404	4.747	10.244
285	8/11/2021	2.782	3.214	3.089	3.171	12.256
286	8/11/2021	1.670	2.180	1.674	1.288	6.813
287	8/11/2021	1.738	1.851	1.988	1.950	7.527
288	8/11/2021	1.878	4.274	1.130	2.644	9.926
289	8/11/2021	1.678	1.740	1.830	1.801	7.049
290	8/11/2021	1.488	2.012	2.687	2.694	8.881
291	8/11/2021	2.165	2.509	2.373	2.546	9.592

Duke Energy Kentucky
Peak Time Rebate Pilot Program

Customer	Event	Baseline Usage Hour Ending				Total
		4:00	5:00	6:00	7:00	
292	8/11/2021	2.403	2.391	2.381	1.716	8.891
295	8/11/2021	1.637	4.537	4.080	3.961	14.216
296	8/11/2021	0.700	1.177	1.401	0.914	4.192
297	8/11/2021	3.165	3.196	3.550	2.460	12.371
298	8/11/2021	2.440	2.721	2.588	2.972	10.721
299	8/11/2021	2.583	2.776	3.076	2.727	11.161
300	8/11/2021	1.154	1.014	1.446	0.904	4.520
301	8/11/2021	2.081	2.517	2.524	2.632	9.753
302	8/11/2021	1.867	1.992	1.830	1.777	7.465
304	8/11/2021	1.528	2.111	2.159	2.293	8.091
305	8/11/2021	1.174	3.479	2.729	1.851	9.232
306	8/11/2021	3.020	2.668	3.129	3.389	12.206
307	8/11/2021	1.981	1.820	2.207	2.286	8.295
308	8/11/2021	0.467	0.716	0.749	0.681	2.612
310	8/11/2021	2.633	2.496	2.613	2.483	10.226
313	8/11/2021	2.968	3.361	3.552	3.469	13.350
314	8/11/2021	1.919	3.055	4.110	3.141	12.225
316	8/11/2021	2.914	2.839	3.443	4.047	13.243
317	8/11/2021	4.069	4.069	4.071	3.224	15.433
318	8/11/2021	2.464	2.821	2.133	2.855	10.273
319	8/11/2021	1.759	1.796	1.630	1.136	6.320
320	8/11/2021	3.496	3.596	3.681	3.481	14.255
322	8/11/2021	4.671	3.951	4.102	4.121	16.845
324	8/11/2021	5.153	4.502	4.290	4.756	18.700
325	8/11/2021	2.470	2.832	2.718	2.897	10.917
326	8/11/2021	5.438	6.271	6.120	5.358	23.186
327	8/11/2021	1.188	1.363	1.541	1.679	5.770
328	8/11/2021	1.504	1.314	1.332	1.209	5.359
329	8/11/2021	3.259	3.100	2.971	3.517	12.846
330	8/11/2021	3.052	3.942	3.924	4.333	15.251
331	8/11/2021	4.092	3.834	3.875	3.075	14.876
332	8/11/2021	2.517	3.147	3.252	3.618	12.535
333	8/11/2021	1.412	1.065	1.634	1.561	5.673
334	8/11/2021	4.187	4.117	4.035	3.923	16.262
336	8/11/2021	1.201	0.812	0.825	0.815	3.653
337	8/11/2021	1.371	1.628	1.706	2.005	6.711
338	8/11/2021	0.954	0.925	0.957	1.192	4.028
339	8/11/2021	3.184	3.407	3.936	3.656	14.182
340	8/11/2021	0.247	0.222	0.315	0.831	1.615
341	8/11/2021	1.846	3.053	2.879	2.669	10.447
342	8/11/2021	1.098	1.412	2.291	2.023	6.823
343	8/11/2021	1.390	1.714	1.823	2.197	7.125
344	8/11/2021	3.252	3.122	3.178	3.484	13.036
345	8/11/2021	1.566	1.400	2.484	2.304	7.754
346	8/11/2021	3.935	4.118	4.375	4.369	16.796
347	8/11/2021	4.023	4.479	5.072	4.650	18.224
348	8/11/2021	1.778	2.016	1.644	1.871	7.309
350	8/11/2021	2.703	3.023	3.407	3.945	13.078
351	8/11/2021	1.411	1.745	1.205	1.154	5.516
352	8/11/2021	0.692	0.789	1.651	2.265	5.396
353	8/11/2021	3.649	4.112	4.588	3.811	16.159
354	8/11/2021	2.707	3.598	3.447	1.999	11.750
355	8/11/2021	0.319	0.309	0.307	0.297	1.232
356	8/11/2021	1.884	2.757	2.578	1.948	9.166
357	8/11/2021	4.743	4.414	4.729	4.463	18.348
358	8/11/2021	2.691	1.833	2.591	3.018	10.134
359	8/11/2021	0.955	1.463	1.091	1.171	4.679
360	8/11/2021	2.913	2.815	2.823	2.510	11.061
361	8/11/2021	2.153	2.204	2.287	2.037	8.681
362	8/11/2021	2.360	2.348	2.765	2.039	9.512
363	8/11/2021	1.857	2.435	3.446	3.923	11.661
364	8/11/2021	2.534	2.160	2.715	2.538	9.946

Duke Energy Kentucky
Peak Time Rebate Pilot Program

Customer	Event	Baseline Usage Hour Ending				Total
		4:00	5:00	6:00	7:00	
365	8/11/2021	1.332	1.337	0.856	0.908	4.433
366	8/11/2021	0.589	1.271	1.393	0.597	3.851
367	8/11/2021	1.434	2.044	2.286	2.046	7.810
368	8/11/2021	1.928	1.730	1.663	1.486	6.806
370	8/11/2021	2.592	3.810	3.483	2.524	12.410
371	8/11/2021	1.380	1.046	1.520	1.286	5.232
372	8/11/2021	2.623	2.686	3.531	4.190	13.029
374	8/11/2021	0.734	0.813	0.805	1.652	4.005
375	8/11/2021	5.673	5.842	6.075	5.335	22.926
376	8/11/2021	3.711	3.595	3.635	3.386	14.327
377	8/11/2021	3.418	3.560	3.745	3.831	14.553
378	8/11/2021	2.812	2.416	3.008	2.669	10.905
380	8/11/2021	0.970	1.068	1.158	1.183	4.379
381	8/11/2021	1.379	1.476	1.641	1.599	6.095
383	8/11/2021	2.293	3.321	3.812	3.573	12.999
384	8/11/2021	3.336	3.037	3.319	3.012	12.704
385	8/11/2021	0.758	0.886	0.957	0.773	3.373
386	8/11/2021	2.837	2.374	2.281	2.279	9.771
387	8/11/2021	2.486	2.207	2.457	3.075	10.225
388	8/11/2021	1.434	1.810	1.652	1.758	6.654
389	8/11/2021	0.658	2.030	3.340	4.746	10.773
390	8/11/2021	0.387	0.368	0.444	0.903	2.101
392	8/11/2021	3.089	3.055	2.311	3.474	11.929
393	8/11/2021	1.076	0.873	0.779	0.866	3.594
395	8/11/2021	0.638	0.508	0.540	0.414	2.101
396	8/11/2021	3.590	4.162	4.207	3.594	15.553
397	8/11/2021	5.210	6.102	5.597	4.615	21.524
398	8/11/2021	3.914	3.715	3.467	3.292	14.388
399	8/11/2021	3.766	3.776	4.303	4.217	16.062
400	8/11/2021	1.520	2.064	1.996	2.280	7.859
402	8/11/2021	0.632	0.879	1.732	2.493	5.737
403	8/11/2021	1.406	1.515	1.733	1.802	6.457
404	8/11/2021	5.697	5.650	5.683	5.362	22.392
405	8/11/2021	0.769	0.909	0.874	1.272	3.823
407	8/11/2021	3.305	3.283	3.395	3.487	13.470
408	8/11/2021	2.600	2.794	2.814	2.806	11.015
409	8/11/2021	0.380	0.623	0.835	0.763	2.601
410	8/11/2021	2.555	2.531	2.662	2.758	10.507
411	8/11/2021	1.559	3.526	4.626	4.901	14.612
412	8/11/2021	2.116	1.907	2.557	3.113	9.693
413	8/11/2021	1.274	1.008	1.971	3.758	8.011
414	8/11/2021	4.030	4.648	4.654	4.188	17.520
415	8/11/2021	1.450	1.957	1.934	1.496	6.837
416	8/11/2021	2.981	3.682	4.158	4.395	15.215
417	8/11/2021	1.341	1.675	1.836	2.178	7.029
418	8/11/2021	1.195	2.066	2.199	1.917	7.376
419	8/11/2021	3.259	3.979	4.006	3.507	14.752
420	8/11/2021	5.130	5.765	6.177	5.950	23.022
421	8/11/2021	1.897	1.700	1.503	1.240	6.340
422	8/11/2021	1.094	1.361	1.011	1.033	4.499
423	8/11/2021	3.976	4.585	4.677	4.308	17.546
424	8/11/2021	3.266	3.488	3.615	3.830	14.198
426	8/11/2021	0.620	0.966	1.543	2.272	5.401
427	8/11/2021	3.361	4.400	3.605	3.546	14.912
428	8/11/2021	0.789	0.822	1.019	0.901	3.531
429	8/11/2021	2.016	2.303	2.612	2.863	9.793
430	8/11/2021	4.448	4.931	4.968	3.871	18.218
431	8/11/2021	4.924	4.011	4.222	3.694	16.851
432	8/11/2021	2.408	2.606	2.702	2.698	10.414
433	8/11/2021	2.695	2.794	2.327	1.895	9.711
434	8/11/2021	6.632	6.447	6.308	6.880	26.267
435	8/11/2021	6.807	7.062	7.214	7.020	28.103

Duke Energy Kentucky
Peak Time Rebate Pilot Program

Customer	Event	Baseline Usage Hour Ending				Total
		4:00	5:00	6:00	7:00	
436	8/11/2021	1.393	2.475	1.968	1.528	7.364
437	8/11/2021	0.259	0.341	0.438	0.437	1.475
438	8/11/2021	1.344	1.653	1.843	1.868	6.707
439	8/11/2021	6.107	6.615	5.802	6.493	25.017
440	8/11/2021	2.543	2.886	4.128	3.968	13.525
441	8/11/2021	0.477	0.418	0.712	0.663	2.270
442	8/11/2021	3.267	3.150	3.337	3.799	13.554
443	8/11/2021	1.678	1.408	1.261	1.532	5.880
444	8/11/2021	4.945	5.340	5.399	5.578	21.262
445	8/11/2021	1.916	2.254	2.066	1.897	8.134
446	8/11/2021	0.520	0.608	0.533	0.983	2.644
447	8/11/2021	5.365	5.191	5.803	4.769	21.127
448	8/11/2021	3.467	3.069	2.962	2.976	12.474
449	8/11/2021	2.356	2.608	3.555	4.369	12.887
450	8/11/2021	1.388	1.047	0.559	0.716	3.711
451	8/11/2021	5.631	5.652	5.652	4.455	21.389
452	8/11/2021	3.365	3.521	3.598	3.660	14.144
456	8/11/2021	3.035	3.186	3.536	3.266	13.023
457	8/11/2021	3.050	3.454	3.274	3.655	13.433
458	8/11/2021	2.571	3.086	2.988	2.939	11.583
459	8/11/2021	2.467	3.757	3.649	3.367	13.240
460	8/11/2021	0.725	0.711	1.018	0.877	3.332
461	8/11/2021	2.386	2.418	2.435	2.160	9.399
463	8/11/2021	3.736	4.215	4.398	4.278	16.628
464	8/11/2021	2.398	1.843	2.259	2.307	8.806
465	8/11/2021	1.039	1.817	1.417	0.884	5.157
466	8/11/2021	2.411	2.429	2.408	3.208	10.455
467	8/11/2021	3.228	3.597	4.426	4.096	15.347
468	8/11/2021	0.502	0.475	0.653	0.767	2.397
470	8/11/2021	3.156	3.272	2.765	2.665	11.858
472	8/11/2021	3.491	3.886	3.972	4.235	15.584
474	8/11/2021	1.864	2.010	2.241	2.429	8.544
475	8/11/2021	0.151	0.345	0.210	0.234	0.940
476	8/11/2021	1.047	1.282	1.117	1.030	4.477
477	8/11/2021	0.938	0.965	1.031	0.824	3.758
478	8/11/2021	0.951	1.049	1.468	1.676	5.144
479	8/11/2021	2.544	2.754	3.425	3.222	11.944
480	8/11/2021	3.845	5.582	7.647	10.634	27.707
481	8/11/2021	4.404	4.216	4.632	5.069	18.322
482	8/11/2021	3.371	3.466	3.885	3.078	13.800
483	8/11/2021	0.928	1.322	1.220	0.958	4.428
484	8/11/2021	2.268	2.293	2.290	2.819	9.670
486	8/11/2021	5.094	4.745	4.258	5.444	19.542
487	8/11/2021	2.142	3.136	2.970	3.778	12.027
488	8/11/2021	3.043	3.199	3.303	3.275	12.819
489	8/11/2021	1.984	2.082	2.102	2.277	8.445
490	8/11/2021	2.071	1.918	2.026	1.934	7.948
491	8/11/2021	3.291	3.784	2.558	2.689	12.322
492	8/11/2021	2.761	3.059	3.323	3.258	12.402
493	8/11/2021	4.419	4.376	4.642	4.934	18.371
494	8/11/2021	1.688	1.880	2.622	1.980	8.170
495	8/11/2021	2.013	1.793	2.496	2.108	8.410
496	8/11/2021	0.704	0.887	0.558	0.827	2.976
497	8/11/2021	11.393	11.257	12.384	11.243	46.277
498	8/11/2021	0.263	0.171	0.228	0.238	0.900
499	8/11/2021	2.745	3.425	3.409	4.023	13.602
500	8/11/2021	1.002	0.977	0.893	1.207	4.079
501	8/11/2021	0.507	0.544	0.896	1.038	2.986
503	8/11/2021	4.155	4.658	4.335	4.134	17.282
505	8/11/2021	0.785	0.742	0.774	0.765	3.066
507	8/11/2021	2.630	3.952	4.183	4.137	14.902
508	8/11/2021	1.701	1.743	1.209	1.391	6.043

Duke Energy Kentucky
Peak Time Rebate Pilot Program

Customer	Event	Baseline Usage Hour Ending				Total
		4:00	5:00	6:00	7:00	
509	8/11/2021	3.685	3.089	2.736	3.329	12.839
510	8/11/2021	2.739	2.706	4.141	3.832	13.418
511	8/11/2021	3.271	3.898	4.171	3.832	15.172
512	8/11/2021	2.799	3.689	3.541	2.637	12.666
515	8/11/2021	2.456	2.456	2.714	2.917	10.543
516	8/11/2021	4.566	4.344	0.221	0.013	9.143
517	8/11/2021	0.381	0.416	0.726	0.414	1.937
518	8/11/2021	2.649	3.171	3.445	3.308	12.573
520	8/11/2021	6.077	6.233	7.505	7.304	27.119
521	8/11/2021	3.927	4.628	4.529	4.393	17.476
522	8/11/2021	1.061	0.871	1.420	1.320	4.672
523	8/11/2021	2.456	2.439	2.699	2.062	9.656
524	8/11/2021	2.646	2.306	3.380	2.973	11.305
526	8/11/2021	1.691	1.667	1.694	1.720	6.771
527	8/11/2021	1.443	1.904	2.537	1.993	7.877
528	8/11/2021	3.971	4.648	4.663	3.405	16.687
529	8/11/2021	3.863	3.745	4.043	4.265	15.916
530	8/11/2021	0.684	0.751	0.427	0.227	2.089
531	8/11/2021	2.644	2.647	3.195	2.936	11.422
532	8/11/2021	1.251	1.432	1.406	1.212	5.300
533	8/11/2021	0.541	0.351	0.365	0.402	1.659
534	8/11/2021	1.550	1.345	1.187	1.156	5.239
535	8/11/2021	2.301	3.253	2.688	3.905	12.146
536	8/11/2021	3.096	3.112	2.993	2.636	11.837
537	8/11/2021	2.344	2.070	2.114	1.466	7.994
538	8/11/2021	4.166	5.219	6.203	5.312	20.899
539	8/11/2021	2.258	1.966	2.630	3.227	10.081
540	8/11/2021	1.697	2.656	2.622	2.555	9.532
541	8/11/2021	0.403	0.434	0.426	0.603	1.867
542	8/11/2021	1.967	2.661	2.482	1.349	8.460
543	8/11/2021	4.016	4.248	4.231	4.068	16.563
544	8/11/2021	4.682	4.223	4.325	4.130	17.360
545	8/11/2021	1.764	2.171	2.121	2.005	8.061
546	8/11/2021	5.131	5.676	5.848	5.264	21.920
547	8/11/2021	2.751	2.592	2.569	2.056	9.968
548	8/11/2021	1.185	1.311	1.052	1.345	4.893
549	8/11/2021	0.168	0.350	0.844	1.025	2.387
550	8/11/2021	2.161	2.511	2.403	1.725	8.800
553	8/11/2021	0.962	1.228	1.550	1.358	5.098
554	8/11/2021	3.334	3.593	3.717	4.018	14.662
555	8/11/2021	4.036	4.405	4.014	4.206	16.662
556	8/11/2021	0.877	1.116	1.011	1.795	4.798
557	8/11/2021	2.547	3.119	4.476	4.584	14.726
558	8/11/2021	1.208	2.469	2.986	2.553	9.216
559	8/11/2021	4.434	5.262	5.305	5.002	20.004
560	8/11/2021	4.261	4.785	4.165	4.647	17.858
561	8/11/2021	2.400	3.196	3.512	2.774	11.881
562	8/11/2021	3.077	4.009	3.902	3.767	14.755
563	8/11/2021	1.920	2.043	2.011	1.748	7.721
565	8/11/2021	4.083	4.848	4.714	5.043	18.688
566	8/11/2021	1.548	1.756	1.746	1.773	6.823
568	8/11/2021	0.520	0.678	0.853	0.920	2.971
569	8/11/2021	0.979	1.419	1.549	1.428	5.374
570	8/11/2021	0.799	1.122	0.594	0.729	3.244
571	8/11/2021	2.744	2.749	2.583	2.961	11.037
572	8/11/2021	4.326	4.549	4.707	4.412	17.994
573	8/11/2021	0.828	0.869	0.998	1.071	3.766
574	8/11/2021	0.903	0.953	1.133	0.805	3.794
575	8/11/2021	3.543	5.085	5.487	4.188	18.304
576	8/11/2021	6.560	6.699	6.581	6.594	26.435
577	8/11/2021	1.152	1.181	1.225	1.444	5.003
578	8/11/2021	2.102	1.844	2.004	2.513	8.463

Duke Energy Kentucky
Peak Time Rebate Pilot Program

Customer	Event	Baseline Usage Hour Ending				Total
		4:00	5:00	6:00	7:00	
579	8/11/2021	3.866	4.665	5.131	5.577	19.239
580	8/11/2021	4.726	6.369	6.810	4.935	22.840
581	8/11/2021	4.343	4.522	4.550	4.110	17.524
582	8/11/2021	3.592	3.889	4.463	4.599	16.543
584	8/11/2021	1.177	1.335	1.636	1.285	5.432
585	8/11/2021	1.215	1.411	1.169	1.838	5.633
586	8/11/2021	5.421	5.348	5.648	5.081	21.497
587	8/11/2021	1.506	1.606	3.630	3.031	9.773
588	8/11/2021	3.804	4.060	4.842	5.145	17.852
589	8/11/2021	2.672	2.475	2.727	2.271	10.144
590	8/11/2021	0.602	0.860	1.012	1.144	3.618
591	8/11/2021	1.538	2.263	1.971	2.420	8.192
592	8/11/2021	1.671	1.999	2.128	1.500	7.299
593	8/11/2021	2.996	3.311	3.518	3.308	13.133
594	8/11/2021	1.894	1.783	2.600	1.918	8.195
595	8/11/2021	1.382	1.408	1.550	1.851	6.191
596	8/11/2021	0.636	0.890	1.082	0.942	3.550
597	8/11/2021	6.787	6.127	5.622	3.957	22.492
598	8/11/2021	2.318	3.095	2.529	1.827	9.769
599	8/11/2021	2.419	2.461	2.521	2.448	9.849
600	8/11/2021	2.951	2.775	3.186	2.371	11.283
601	8/11/2021	4.757	3.596	4.447	5.187	17.988
602	8/11/2021	2.754	3.030	3.091	3.460	12.336
603	8/11/2021	4.071	3.818	3.840	4.650	16.380
604	8/11/2021	0.893	1.469	1.237	1.529	5.127
605	8/11/2021	0.934	1.006	1.057	1.086	4.083
606	8/11/2021	0.199	0.174	0.411	0.088	0.872
608	8/11/2021	4.845	5.082	5.081	4.658	19.665
609	8/11/2021	0.422	0.464	0.689	0.393	1.969
610	8/11/2021	2.463	2.638	2.748	2.832	10.682
611	8/11/2021	1.657	2.046	3.283	4.462	11.448
612	8/11/2021	1.971	2.044	2.215	2.095	8.325
613	8/11/2021	1.928	2.399	3.388	3.203	10.918
614	8/11/2021	3.848	2.987	3.194	2.986	13.015
615	8/11/2021	2.698	2.448	2.690	2.408	10.244
616	8/11/2021	1.322	1.375	1.099	1.575	5.371
617	8/11/2021	1.725	1.751	2.523	2.533	8.532
618	8/11/2021	1.220	0.694	0.782	0.881	3.577
619	8/11/2021	0.415	0.907	1.679	1.508	4.510
620	8/11/2021	0.741	0.836	0.915	0.831	3.323
621	8/11/2021	3.979	4.567	4.662	4.401	17.609
622	8/11/2021	2.225	1.952	2.768	2.765	9.710
623	8/11/2021	3.687	3.331	3.170	3.378	13.566
624	8/11/2021	1.840	1.870	1.973	1.911	7.594
625	8/11/2021	1.352	1.351	1.675	1.378	5.756
626	8/11/2021	1.266	1.262	1.461	0.799	4.788
627	8/11/2021	2.193	2.553	2.161	2.196	9.103
628	8/11/2021	2.068	2.108	2.587	2.484	9.248
629	8/11/2021	2.019	2.224	2.043	1.769	8.055
630	8/11/2021	2.603	2.204	2.688	2.550	10.045
631	8/11/2021	2.774	2.957	2.349	2.940	11.020
632	8/11/2021	0.371	0.468	0.550	0.853	2.241
633	8/11/2021	0.861	1.181	0.970	1.188	4.199
634	8/11/2021	3.532	3.238	3.832	3.823	14.424
635	8/11/2021	3.981	3.271	3.334	3.195	13.780
636	8/11/2021	3.173	2.584	2.587	2.280	10.624
637	8/11/2021	1.278	1.448	2.007	2.440	7.172
639	8/11/2021	2.354	2.366	2.282	2.209	9.211
640	8/11/2021	1.321	1.267	1.498	1.434	5.520
641	8/11/2021	4.760	5.542	6.663	6.002	22.966
642	8/11/2021	0.418	0.472	0.568	0.770	2.228
644	8/11/2021	4.991	4.839	5.087	4.979	19.897

Duke Energy Kentucky
Peak Time Rebate Pilot Program

Customer	Event	Baseline Usage Hour Ending				Total
		4:00	5:00	6:00	7:00	
645	8/11/2021	0.774	1.088	1.378	1.411	4.651
646	8/11/2021	2.366	2.737	2.712	2.967	10.782
647	8/11/2021	2.989	2.612	2.865	2.693	11.158
648	8/11/2021	2.990	2.742	2.930	3.366	12.028
649	8/11/2021	1.987	2.094	2.854	2.008	8.943
650	8/11/2021	3.581	3.735	3.722	4.118	15.155
651	8/11/2021	8.147	8.549	8.110	7.230	32.036
652	8/11/2021	0.992	1.142	1.112	1.153	4.399
653	8/11/2021	1.660	1.569	1.632	2.261	7.122
654	8/11/2021	1.153	1.169	1.242	1.233	4.798
655	8/11/2021	0.546	0.508	0.582	0.338	1.974
657	8/11/2021	0.482	0.699	0.613	0.679	2.474
658	8/11/2021	7.627	9.035	10.200	9.014	35.877
659	8/11/2021	1.727	2.051	2.115	2.421	8.314
660	8/11/2021	2.482	3.007	2.253	2.018	9.760
661	8/11/2021	1.187	1.519	1.193	1.231	5.130
662	8/11/2021	1.131	1.070	1.175	1.304	4.679
663	8/11/2021	2.433	2.645	1.968	2.253	9.300
665	8/11/2021	1.358	1.302	1.269	1.102	5.030
666	8/11/2021	3.634	3.827	3.447	3.290	14.198
667	8/11/2021	2.564	2.638	2.698	2.471	10.371
668	8/11/2021	6.022	6.072	6.039	5.557	23.690
669	8/11/2021	3.274	2.801	2.927	3.625	12.626
670	8/11/2021	1.827	1.228	1.682	2.011	6.747
672	8/11/2021	1.722	2.487	2.101	1.526	7.836
673	8/11/2021	1.130	1.013	2.441	3.253	7.838
674	8/11/2021	3.536	3.446	3.436	3.351	13.769
675	8/11/2021	1.956	2.123	2.742	2.625	9.445
676	8/11/2021	3.657	2.747	3.877	3.519	13.799
677	8/11/2021	4.685	4.888	5.021	4.759	19.353
678	8/11/2021	4.036	4.377	4.392	4.314	17.120
679	8/11/2021	3.521	3.660	3.318	3.410	13.910
680	8/11/2021	1.053	0.934	0.964	1.658	4.609
681	8/11/2021	1.918	2.397	1.942	2.150	8.407
682	8/11/2021	2.694	4.505	4.953	5.086	17.238
683	8/11/2021	2.383	2.549	2.559	2.415	9.906
685	8/11/2021	3.587	4.271	4.365	3.741	15.964
686	8/11/2021	3.916	5.177	5.062	4.144	18.299
687	8/11/2021	2.873	3.151	3.837	3.626	13.487
688	8/11/2021	2.924	3.405	3.665	3.850	13.844
689	8/11/2021	0.004	0.481	0.085	0.004	0.574
690	8/11/2021	2.929	3.448	3.700	3.663	13.740
691	8/11/2021	0.727	0.825	0.907	1.052	3.511
692	8/11/2021	3.525	3.314	2.646	2.615	12.101
693	8/11/2021	2.663	3.107	3.281	3.405	12.456
694	8/11/2021	1.437	1.011	1.153	1.317	4.919
695	8/11/2021	4.589	4.628	4.083	3.788	17.088
696	8/11/2021	0.523	0.514	0.526	0.464	2.027
697	8/11/2021	0.706	0.879	0.839	0.885	3.309
698	8/11/2021	1.355	1.252	1.501	1.505	5.612
699	8/11/2021	1.992	1.039	0.949	2.313	6.293
700	8/11/2021	2.257	1.966	2.490	2.277	8.990
701	8/11/2021	6.269	6.554	6.981	6.485	26.288
703	8/11/2021	2.353	2.761	2.987	3.147	11.246
704	8/11/2021	1.066	1.085	0.932	0.820	3.903
705	8/11/2021	3.481	3.397	3.316	3.190	13.384
706	8/11/2021	0.130	0.153	0.136	0.266	0.686
707	8/11/2021	2.238	2.424	4.198	4.021	12.882
708	8/11/2021	0.645	0.699	0.724	1.115	3.183
709	8/11/2021	1.603	2.131	2.925	3.133	9.792
710	8/11/2021	1.237	2.654	2.713	2.838	9.443
711	8/11/2021	3.564	3.410	3.482	5.110	15.566

Duke Energy Kentucky
Peak Time Rebate Pilot Program

Customer	Event	Baseline Usage Hour Ending				Total
		4:00	5:00	6:00	7:00	
712	8/11/2021	1.662	1.855	1.591	2.095	7.204
713	8/11/2021	2.742	2.412	2.324	3.099	10.577
714	8/11/2021	2.150	2.233	2.242	2.025	8.650
715	8/11/2021	0.733	0.706	0.896	1.011	3.346
716	8/11/2021	2.021	2.267	2.304	2.034	8.625
719	8/11/2021	3.796	4.420	3.179	2.591	13.985
720	8/11/2021	1.644	1.457	1.457	1.704	6.263
721	8/11/2021	1.245	1.286	1.278	1.230	5.039
722	8/11/2021	2.534	2.633	3.292	3.371	11.830
724	8/11/2021	2.693	2.129	2.121	2.639	9.582
725	8/11/2021	0.147	0.188	0.208	0.251	0.794
728	8/11/2021	1.893	2.155	2.656	2.110	8.814
729	8/11/2021	2.118	1.894	1.829	1.454	7.294
730	8/11/2021	2.141	2.531	2.620	3.036	10.329
731	8/11/2021	0.417	0.441	0.478	0.423	1.759
732	8/11/2021	5.654	6.201	6.293	7.672	25.820
733	8/11/2021	1.652	2.078	2.266	1.857	7.853
734	8/11/2021	1.679	1.388	1.655	1.014	5.736
737	8/11/2021	2.572	2.459	2.285	2.161	9.477
738	8/11/2021	1.213	1.020	1.792	1.977	6.001
739	8/11/2021	2.052	2.121	2.525	2.509	9.208
740	8/11/2021	1.570	1.177	1.438	1.151	5.336
743	8/11/2021	1.818	1.583	1.683	1.305	6.389
744	8/11/2021	0.882	1.240	1.424	1.363	4.909
745	8/11/2021	2.502	3.148	3.304	3.310	12.265
746	8/11/2021	5.272	5.257	4.586	5.331	20.446
747	8/11/2021	2.111	1.901	1.650	2.066	7.728
748	8/11/2021	4.567	4.971	6.316	6.738	22.591
749	8/11/2021	0.797	0.513	0.627	0.622	2.558
751	8/11/2021	2.766	2.943	3.504	3.193	12.407
752	8/11/2021	4.872	5.516	6.656	6.597	23.641
753	8/11/2021	1.938	2.063	1.898	2.099	7.999
754	8/11/2021	4.782	4.357	3.961	4.180	17.279
755	8/11/2021	2.935	3.168	3.174	3.067	12.344
756	8/11/2021	1.716	1.291	1.916	1.335	6.259
757	8/11/2021	4.281	3.517	3.182	2.303	13.283
758	8/11/2021	4.095	5.182	6.394	5.735	21.406
759	8/11/2021	1.716	1.720	1.637	1.800	6.874
760	8/11/2021	2.396	2.171	2.235	2.133	8.936
761	8/11/2021	3.502	3.882	4.178	4.097	15.659
762	8/11/2021	0.945	1.265	1.280	1.761	5.250
763	8/11/2021	0.975	0.951	0.943	1.022	3.891
764	8/11/2021	3.877	3.493	3.466	3.457	14.292
765	8/11/2021	3.402	3.753	3.349	4.280	14.784
766	8/11/2021	2.077	2.083	1.996	1.910	8.066
767	8/11/2021	1.473	1.303	1.080	1.065	4.921
768	8/11/2021	1.876	1.367	1.436	1.271	5.950
769	8/11/2021	4.768	5.174	5.062	4.408	19.412
771	8/11/2021	0.720	1.007	0.611	0.686	3.024
772	8/11/2021	0.861	0.844	1.029	0.834	3.569
773	8/11/2021	1.078	0.998	0.981	0.937	3.995
774	8/11/2021	2.358	2.462	2.742	2.847	10.409
775	8/11/2021	0.644	0.805	1.265	1.202	3.915
776	8/11/2021	2.962	3.181	3.275	3.093	12.511
777	8/11/2021	4.555	4.837	4.602	4.354	18.347
778	8/11/2021	1.641	1.877	1.879	1.893	7.291
779	8/11/2021	1.984	2.919	2.764	2.716	10.383
780	8/11/2021	0.464	0.563	0.691	0.781	2.499
781	8/11/2021	3.510	4.236	3.249	3.390	14.384
782	8/11/2021	2.430	2.895	2.857	2.830	11.013
783	8/11/2021	2.088	2.158	1.923	2.046	8.214
784	8/11/2021	2.089	1.769	1.517	1.507	6.882

Duke Energy Kentucky
Peak Time Rebate Pilot Program

Customer	Event	Baseline Usage Hour Ending				Total
		4:00	5:00	6:00	7:00	
785	8/11/2021	3.828	4.948	5.104	4.897	18.777
787	8/11/2021	1.678	1.323	1.529	1.396	5.926
789	8/11/2021	2.936	2.946	3.417	4.458	13.757
790	8/11/2021	1.336	1.471	1.110	1.040	4.957
793	8/11/2021	2.215	2.030	2.278	2.292	8.816
794	8/11/2021	3.040	3.230	3.691	3.900	13.861
796	8/11/2021	2.241	1.363	1.440	1.802	6.847
797	8/11/2021	0.156	0.158	0.420	0.556	1.290
798	8/11/2021	1.173	1.218	1.164	1.189	4.743
799	8/11/2021	0.939	1.013	1.006	1.237	4.195
800	8/11/2021	1.459	1.697	1.922	1.847	6.924
802	8/11/2021	2.127	1.837	2.215	2.091	8.270
805	8/11/2021	2.444	2.447	3.207	2.689	10.787
810	8/11/2021	2.540	2.321	2.435	2.649	9.945
813	8/11/2021	1.549	2.014	2.010	2.024	7.597
814	8/11/2021	1.404	1.238	1.467	1.641	5.751
815	8/11/2021	4.371	4.034	3.823	3.618	15.847
816	8/11/2021	4.099	3.930	4.997	5.327	18.352
817	8/11/2021	3.647	3.280	3.153	2.093	12.172
818	8/11/2021	4.403	4.153	4.434	4.382	17.371
819	8/11/2021	1.935	2.223	1.619	1.516	7.293
820	8/11/2021	1.328	1.496	1.526	1.439	5.789
822	8/11/2021	2.540	2.935	3.201	2.585	11.260
823	8/11/2021	1.269	1.598	1.522	1.465	5.854
824	8/11/2021	3.833	3.480	3.264	3.485	14.061
825	8/11/2021	3.255	3.202	3.558	3.584	13.599
826	8/11/2021	1.953	2.101	2.152	2.508	8.714
827	8/11/2021	2.507	1.852	1.617	1.664	7.640
828	8/11/2021	1.953	2.052	2.124	2.037	8.167
829	8/11/2021	4.101	4.131	4.341	4.258	16.832
830	8/11/2021	3.981	3.438	3.319	4.837	15.576
831	8/11/2021	2.227	2.230	2.151	2.191	8.798
832	8/11/2021	0.996	1.191	1.325	1.254	4.766
833	8/11/2021	2.899	3.740	3.910	3.561	14.109
834	8/11/2021	0.216	0.257	0.354	0.538	1.365
835	8/11/2021	4.719	4.840	4.193	3.280	17.032
836	8/11/2021	2.798	2.489	2.667	2.113	10.067
837	8/11/2021	2.919	2.901	2.944	2.168	10.932
838	8/11/2021	1.063	1.133	1.219	1.157	4.573
839	8/11/2021	3.106	4.244	4.406	4.491	16.247
840	8/11/2021	4.552	4.527	4.462	4.312	17.853
841	8/11/2021	3.112	3.134	3.671	2.922	12.838
843	8/11/2021	1.937	2.569	1.913	2.244	8.663
844	8/11/2021	1.516	1.512	1.435	1.241	5.704
845	8/11/2021	1.897	2.026	2.156	2.056	8.134
846	8/11/2021	0.564	0.465	0.625	0.348	2.002
847	8/11/2021	4.713	5.183	5.205	4.999	20.099
848	8/11/2021	0.454	0.547	0.860	0.961	2.822
849	8/11/2021	2.395	3.327	3.929	3.924	13.576
851	8/11/2021	1.810	2.088	2.287	3.635	9.821
852	8/11/2021	0.906	0.662	1.282	1.927	4.777
853	8/11/2021	0.691	0.790	0.898	0.876	3.255
854	8/11/2021	2.128	2.230	1.994	2.073	8.424
855	8/11/2021	1.061	1.169	1.732	1.374	5.337
856	8/11/2021	3.873	5.632	5.435	4.896	19.836
857	8/11/2021	0.157	0.239	0.295	0.265	0.956
858	8/11/2021	2.971	3.119	3.397	3.276	12.763
859	8/11/2021	5.394	5.756	6.113	6.000	23.263
861	8/11/2021	0.672	0.777	0.752	0.760	2.961
862	8/11/2021	0.582	0.680	1.148	1.823	4.232
863	8/11/2021	0.313	0.424	0.479	1.229	2.445
864	8/11/2021	3.320	3.133	2.788	3.017	12.258

Duke Energy Kentucky
Peak Time Rebate Pilot Program

Customer	Event	Baseline Usage Hour Ending				Total
		4:00	5:00	6:00	7:00	
865	8/11/2021	6.478	7.444	7.084	6.495	27.501
866	8/11/2021	0.444	0.427	0.385	0.208	1.463
867	8/11/2021	6.678	6.475	4.811	4.371	22.335
868	8/11/2021	4.579	4.687	4.543	4.499	18.307
869	8/11/2021	4.169	4.278	4.018	3.893	16.358
870	8/11/2021	0.686	0.635	0.932	1.031	3.284
871	8/11/2021	1.224	1.419	1.238	1.237	5.118
872	8/11/2021	3.022	2.680	3.222	2.853	11.778
873	8/11/2021	0.966	0.797	0.723	0.891	3.377
874	8/11/2021	3.993	5.506	5.028	6.307	20.834
875	8/11/2021	2.242	2.863	2.364	2.002	9.470
876	8/11/2021	1.256	1.325	1.417	1.794	5.792
877	8/11/2021	3.939	4.004	3.928	3.822	15.692
879	8/11/2021	0.223	0.631	1.380	1.817	4.051
880	8/11/2021	0.642	1.043	0.850	0.684	3.219
881	8/11/2021	2.372	3.248	3.053	2.944	11.617
882	8/11/2021	1.546	1.595	1.678	1.650	6.468
883	8/11/2021	4.594	4.643	4.559	4.383	18.179
884	8/11/2021	3.106	1.509	1.783	3.814	10.211
885	8/11/2021	1.821	1.993	1.915	1.738	7.467
886	8/11/2021	2.526	2.673	3.078	3.141	11.418
887	8/11/2021	2.103	1.929	2.096	2.668	8.796
888	8/11/2021	1.511	1.532	1.455	1.249	5.746
889	8/11/2021	1.936	2.054	2.143	1.868	8.001
890	8/11/2021	2.362	3.595	3.316	3.274	12.547
891	8/11/2021	4.051	3.681	3.416	3.309	14.457
892	8/11/2021	2.901	2.687	3.486	2.698	11.772
893	8/11/2021	0.848	1.189	1.020	0.927	3.984
894	8/11/2021	3.060	2.858	2.853	3.071	11.842
895	8/11/2021	0.526	0.426	0.347	0.378	1.677
896	8/11/2021	0.823	0.775	1.207	1.138	3.943
898	8/11/2021	0.898	2.514	2.301	1.962	7.674
899	8/11/2021	1.949	2.452	2.294	2.534	9.228
2	8/12/2021	0.849	0.752	1.478	1.135	4.215
3	8/12/2021	2.451	2.939	3.905	3.856	13.152
4	8/12/2021	2.698	3.035	3.147	3.940	12.821
5	8/12/2021	1.084	1.045	1.402	0.906	4.437
6	8/12/2021	2.845	3.429	3.588	3.135	12.997
7	8/12/2021	1.388	2.291	1.667	1.587	6.933
8	8/12/2021	3.700	4.301	4.721	4.746	17.468
11	8/12/2021	2.743	3.645	4.827	4.060	15.275
12	8/12/2021	2.389	3.007	2.996	3.854	12.246
13	8/12/2021	0.816	1.816	2.467	3.533	8.632
14	8/12/2021	2.002	2.332	2.100	1.467	7.901
15	8/12/2021	2.659	2.972	2.905	2.882	11.419
16	8/12/2021	1.659	3.247	2.715	2.609	10.230
17	8/12/2021	0.154	0.064	0.073	0.073	0.365
18	8/12/2021	2.508	2.370	2.080	1.945	8.903
19	8/12/2021	0.945	1.214	1.053	1.088	4.300
20	8/12/2021	2.501	2.707	3.021	3.660	11.889
21	8/12/2021	2.910	3.165	2.932	2.743	11.751
22	8/12/2021	4.871	5.526	5.724	5.688	21.809
23	8/12/2021	4.721	5.688	5.710	5.829	21.947
24	8/12/2021	1.909	2.526	3.159	2.899	10.493
25	8/12/2021	2.749	2.158	1.803	1.830	8.539
27	8/12/2021	7.480	7.814	8.492	9.012	32.799
28	8/12/2021	2.817	3.471	3.266	3.185	12.740
29	8/12/2021	1.275	1.332	1.631	1.348	5.587
30	8/12/2021	0.966	1.541	1.666	1.784	5.957
32	8/12/2021	2.172	2.422	2.082	1.322	7.997
34	8/12/2021	2.449	3.152	2.639	3.797	12.036

Duke Energy Kentucky
Peak Time Rebate Pilot Program

Customer	Event	Baseline Usage Hour Ending				Total
		4:00	5:00	6:00	7:00	
35	8/12/2021	0.483	0.560	0.632	0.849	2.525
36	8/12/2021	3.583	3.520	2.870	2.701	12.674
38	8/12/2021	2.866	3.589	2.937	2.796	12.188
39	8/12/2021	3.376	3.480	3.337	2.747	12.939
42	8/12/2021	1.317	1.943	2.035	2.186	7.480
43	8/12/2021	1.699	2.087	1.765	1.510	7.061
44	8/12/2021	0.754	0.776	1.157	1.621	4.308
46	8/12/2021	4.394	4.142	3.798	4.219	16.553
47	8/12/2021	5.483	5.769	5.243	4.726	21.221
48	8/12/2021	2.214	2.129	2.907	3.751	11.001
49	8/12/2021	5.899	5.197	4.443	4.711	20.250
50	8/12/2021	0.187	0.160	0.326	0.266	0.939
52	8/12/2021	2.675	2.290	3.039	4.018	12.022
53	8/12/2021	0.540	0.423	0.394	0.384	1.741
54	8/12/2021	4.092	4.198	4.466	6.216	18.972
55	8/12/2021	0.985	1.164	0.954	1.454	4.557
57	8/12/2021	2.319	2.576	2.416	2.274	9.585
58	8/12/2021	1.889	1.981	1.973	1.907	7.751
59	8/12/2021	1.986	2.041	1.856	2.278	8.162
60	8/12/2021	0.126	0.046	0.407	1.359	1.938
61	8/12/2021	1.861	2.661	2.250	2.311	9.084
62	8/12/2021	2.587	2.777	2.702	2.886	10.953
64	8/12/2021	3.947	4.340	4.019	4.354	16.660
65	8/12/2021	2.129	2.754	3.200	3.729	11.812
66	8/12/2021	2.324	2.611	3.865	3.119	11.918
67	8/12/2021	2.597	3.017	3.639	2.847	12.100
68	8/12/2021	2.429	2.999	2.832	2.917	11.178
70	8/12/2021	0.349	0.946	2.327	2.347	5.969
71	8/12/2021	2.209	2.272	2.350	2.462	9.293
73	8/12/2021	1.841	1.698	1.995	2.001	7.535
74	8/12/2021	1.268	1.431	0.923	1.975	5.597
76	8/12/2021	2.621	2.201	1.823	1.546	8.191
77	8/12/2021	2.023	2.312	3.020	2.415	9.771
78	8/12/2021	6.152	6.224	5.755	5.409	23.541
79	8/12/2021	2.128	2.346	2.430	2.383	9.287
80	8/12/2021	2.888	3.241	2.958	3.221	12.308
81	8/12/2021	2.740	2.218	1.943	2.376	9.277
82	8/12/2021	2.030	1.104	1.930	2.445	7.510
83	8/12/2021	4.777	4.815	4.793	4.622	19.008
84	8/12/2021	0.798	0.624	0.798	1.200	3.420
85	8/12/2021	1.962	2.128	2.307	2.451	8.848
86	8/12/2021	3.626	3.436	3.314	3.372	13.749
88	8/12/2021	3.915	4.082	3.853	4.016	15.866
89	8/12/2021	4.992	4.999	5.310	5.209	20.510
90	8/12/2021	2.348	2.129	1.988	2.403	8.868
91	8/12/2021	4.494	4.793	4.711	4.931	18.929
92	8/12/2021	2.349	3.076	3.753	3.942	13.120
94	8/12/2021	2.509	3.264	3.670	2.464	11.908
95	8/12/2021	0.463	1.296	1.357	1.025	4.141
97	8/12/2021	3.192	3.486	3.544	4.010	14.232
98	8/12/2021	3.077	3.048	4.048	3.564	13.737
99	8/12/2021	4.113	4.097	2.982	3.481	14.674
100	8/12/2021	3.646	4.045	3.935	3.051	14.678
101	8/12/2021	5.683	5.969	5.875	5.605	23.131
102	8/12/2021	1.639	1.129	1.010	1.443	5.221
103	8/12/2021	1.904	2.062	2.104	2.491	8.561
104	8/12/2021	1.734	2.617	2.214	3.438	10.003
105	8/12/2021	8.333	8.970	9.351	9.906	36.560
106	8/12/2021	3.975	4.123	4.175	4.809	17.082
107	8/12/2021	3.875	4.338	3.973	3.537	15.723
108	8/12/2021	1.326	1.358	1.104	1.251	5.038
109	8/12/2021	1.088	1.084	1.106	1.149	4.426

Duke Energy Kentucky
Peak Time Rebate Pilot Program

Customer	Event	Baseline Usage Hour Ending				Total
		4:00	5:00	6:00	7:00	
110	8/12/2021	3.666	4.362	4.637	4.212	16.877
111	8/12/2021	1.730	1.199	1.472	1.371	5.773
113	8/12/2021	1.470	1.742	1.443	1.590	6.245
114	8/12/2021	3.041	3.170	3.462	2.914	12.588
115	8/12/2021	1.671	1.730	1.780	1.878	7.059
117	8/12/2021	1.110	1.328	1.708	1.167	5.312
118	8/12/2021	1.524	1.183	1.922	1.710	6.339
120	8/12/2021	2.123	2.171	2.310	1.708	8.311
121	8/12/2021	2.132	2.491	2.297	2.876	9.796
122	8/12/2021	5.194	5.171	5.213	4.946	20.523
123	8/12/2021	2.054	2.556	2.311	2.407	9.329
126	8/12/2021	1.949	0.703	1.098	0.778	4.527
127	8/12/2021	2.252	2.260	3.101	3.503	11.116
128	8/12/2021	3.425	3.535	3.298	3.615	13.873
129	8/12/2021	4.220	4.819	5.173	5.247	19.458
130	8/12/2021	2.160	2.158	2.310	2.894	9.522
131	8/12/2021	2.065	2.169	2.279	2.339	8.852
132	8/12/2021	2.934	3.112	3.919	3.825	13.790
135	8/12/2021	1.637	2.321	2.355	2.396	8.709
136	8/12/2021	4.103	4.036	4.097	3.514	15.751
138	8/12/2021	3.621	3.674	2.445	2.848	12.588
139	8/12/2021	4.290	4.533	3.993	4.260	17.076
140	8/12/2021	3.798	4.273	3.798	3.498	15.367
141	8/12/2021	0.924	1.238	0.991	1.204	4.358
142	8/12/2021	3.418	2.317	2.795	3.304	11.834
146	8/12/2021	3.247	3.287	3.024	2.890	12.448
147	8/12/2021	1.780	2.268	2.364	1.978	8.390
148	8/12/2021	2.611	3.332	4.315	3.908	14.166
149	8/12/2021	3.165	3.512	3.537	3.939	14.152
150	8/12/2021	3.349	3.470	2.885	2.794	12.499
151	8/12/2021	5.211	5.703	6.866	6.457	24.237
152	8/12/2021	4.720	4.785	4.272	4.773	18.550
153	8/12/2021	1.103	1.068	1.703	1.752	5.625
154	8/12/2021	3.078	3.108	3.763	3.516	13.465
155	8/12/2021	0.526	0.538	0.778	1.058	2.901
156	8/12/2021	0.226	0.241	0.344	0.482	1.293
158	8/12/2021	1.187	1.316	1.199	1.251	4.952
160	8/12/2021	0.456	1.485	0.900	1.049	3.891
161	8/12/2021	3.022	2.988	1.852	1.623	9.486
162	8/12/2021	0.518	0.909	1.275	1.862	4.563
164	8/12/2021	5.311	5.478	4.589	5.615	20.993
165	8/12/2021	0.322	0.335	0.352	0.363	1.372
166	8/12/2021	3.385	4.220	3.349	3.233	14.187
167	8/12/2021	1.172	1.071	1.785	1.226	5.254
168	8/12/2021	6.167	6.555	6.885	7.045	26.652
170	8/12/2021	1.474	2.033	2.084	2.762	8.352
171	8/12/2021	4.537	4.538	4.315	4.175	17.565
172	8/12/2021	4.515	5.702	5.262	5.088	20.567
173	8/12/2021	5.104	5.850	5.279	5.455	21.688
174	8/12/2021	2.591	2.922	3.236	2.501	11.250
175	8/12/2021	2.275	2.429	2.542	2.606	9.852
177	8/12/2021	2.522	3.132	3.196	3.360	12.211
178	8/12/2021	4.193	4.362	4.841	4.623	18.019
180	8/12/2021	7.685	8.457	7.108	6.223	29.473
181	8/12/2021	1.223	1.360	1.660	1.893	6.136
182	8/12/2021	0.322	0.400	0.462	0.558	1.742
184	8/12/2021	2.532	3.240	3.172	3.629	12.573
185	8/12/2021	0.845	0.961	1.763	1.956	5.525
187	8/12/2021	4.569	4.023	3.245	3.008	14.844
188	8/12/2021	3.161	3.653	3.904	4.127	14.845
190	8/12/2021	1.031	1.064	1.632	1.206	4.932
191	8/12/2021	2.929	2.023	1.605	1.735	8.291

Duke Energy Kentucky
Peak Time Rebate Pilot Program

Customer	Event	Baseline Usage Hour Ending				Total
		4:00	5:00	6:00	7:00	
192	8/12/2021	1.904	2.243	3.029	3.173	10.349
194	8/12/2021	2.390	2.782	2.760	2.859	10.791
195	8/12/2021	1.601	2.755	4.204	4.349	12.909
196	8/12/2021	2.802	3.759	4.784	4.571	15.915
197	8/12/2021	0.506	0.480	0.725	1.794	3.504
198	8/12/2021	3.313	3.224	2.768	2.720	12.024
200	8/12/2021	3.711	3.661	3.908	3.776	15.056
202	8/12/2021	1.429	1.897	2.319	1.877	7.522
203	8/12/2021	2.924	2.527	1.950	2.278	9.679
204	8/12/2021	2.322	2.211	3.634	3.155	11.323
205	8/12/2021	4.059	5.778	4.617	4.529	18.983
206	8/12/2021	0.200	0.181	0.181	0.190	0.752
207	8/12/2021	1.327	1.359	1.363	1.493	5.541
208	8/12/2021	4.050	4.980	4.303	5.563	18.896
209	8/12/2021	2.404	2.621	2.471	2.722	10.218
210	8/12/2021	2.445	3.168	3.937	4.117	13.667
211	8/12/2021	1.217	1.686	1.704	2.478	7.084
212	8/12/2021	4.558	4.869	4.886	4.635	18.948
213	8/12/2021	0.970	0.924	0.902	0.834	3.629
214	8/12/2021	0.006	2.795	2.984	2.692	8.478
215	8/12/2021	1.118	1.575	1.241	1.165	5.099
217	8/12/2021	3.290	3.208	2.281	2.495	11.274
218	8/12/2021	2.402	3.178	3.006	3.512	12.099
219	8/12/2021	2.946	3.035	3.092	3.374	12.446
220	8/12/2021	2.786	3.969	4.547	3.345	14.647
221	8/12/2021	2.490	2.162	3.085	3.200	10.937
222	8/12/2021	2.433	2.610	2.570	2.840	10.452
223	8/12/2021	5.525	5.135	4.379	4.795	19.834
225	8/12/2021	4.649	5.244	5.266	5.165	20.323
226	8/12/2021	4.597	7.312	7.313	6.789	26.010
227	8/12/2021	1.952	3.457	3.381	3.275	12.064
228	8/12/2021	2.486	2.818	2.568	3.187	11.059
229	8/12/2021	3.816	3.531	3.852	3.962	15.161
230	8/12/2021	1.042	1.009	0.842	0.783	3.676
231	8/12/2021	3.446	3.805	3.886	4.375	15.513
232	8/12/2021	1.486	2.278	2.100	1.941	7.806
233	8/12/2021	1.696	1.794	1.586	1.667	6.743
235	8/12/2021	1.039	1.288	1.510	1.361	5.198
236	8/12/2021	1.360	1.351	1.862	1.658	6.231
237	8/12/2021	3.517	3.000	3.228	2.992	12.737
238	8/12/2021	0.774	2.656	3.119	3.760	10.309
239	8/12/2021	1.867	2.519	2.932	3.321	10.639
240	8/12/2021	1.122	1.451	1.517	1.870	5.961
241	8/12/2021	1.737	1.654	1.420	1.429	6.239
242	8/12/2021	3.354	3.382	2.970	3.032	12.738
244	8/12/2021	1.186	1.200	1.553	1.966	5.906
245	8/12/2021	0.869	0.896	0.727	1.190	3.682
246	8/12/2021	2.217	2.381	1.925	2.026	8.549
247	8/12/2021	2.417	2.810	2.722	3.010	10.958
248	8/12/2021	2.602	2.414	2.240	2.377	9.633
249	8/12/2021	1.374	1.942	1.699	1.916	6.931
250	8/12/2021	1.696	1.548	1.412	1.575	6.231
251	8/12/2021	1.162	1.532	2.541	2.036	7.271
253	8/12/2021	2.028	2.018	2.103	2.834	8.982
254	8/12/2021	4.425	4.917	5.203	4.859	19.403
255	8/12/2021	1.495	3.281	3.364	2.847	10.986
256	8/12/2021	1.640	2.099	2.641	2.673	9.053
257	8/12/2021	1.089	1.193	1.129	1.259	4.670
258	8/12/2021	1.236	1.320	1.180	1.009	4.746
259	8/12/2021	3.720	3.877	4.084	4.345	16.027
260	8/12/2021	7.047	6.891	6.615	6.887	27.440
261	8/12/2021	4.045	4.184	3.359	3.348	14.936

Duke Energy Kentucky
Peak Time Rebate Pilot Program

Customer	Event	Baseline Usage Hour Ending				Total
		4:00	5:00	6:00	7:00	
262	8/12/2021	2.676	2.638	2.724	2.943	10.982
263	8/12/2021	0.348	0.352	0.389	0.319	1.408
264	8/12/2021	5.013	4.623	4.523	4.951	19.109
265	8/12/2021	4.175	3.309	3.474	3.368	14.327
266	8/12/2021	3.673	2.954	3.598	3.356	13.580
267	8/12/2021	0.702	1.121	1.177	2.316	5.317
268	8/12/2021	3.963	4.996	6.698	8.052	23.709
270	8/12/2021	2.425	2.229	2.565	2.540	9.759
271	8/12/2021	1.840	2.376	1.868	2.129	8.213
272	8/12/2021	0.807	0.943	0.883	0.960	3.593
274	8/12/2021	1.542	1.615	0.970	3.559	7.686
275	8/12/2021	6.008	6.053	6.108	5.942	24.111
276	8/12/2021	2.927	2.583	2.606	3.052	11.168
277	8/12/2021	1.740	2.596	2.240	2.377	8.954
278	8/12/2021	1.562	1.224	0.961	0.723	4.470
279	8/12/2021	3.517	3.332	3.592	3.738	14.178
280	8/12/2021	3.224	4.662	5.472	4.810	18.168
281	8/12/2021	4.332	3.905	4.334	4.649	17.221
282	8/12/2021	1.484	1.775	2.096	2.070	7.425
283	8/12/2021	2.710	2.548	2.622	3.550	11.430
284	8/12/2021	1.116	2.050	2.404	4.875	10.444
285	8/12/2021	2.908	3.350	3.089	3.369	12.716
286	8/12/2021	1.713	2.234	1.674	1.323	6.944
287	8/12/2021	1.830	1.941	1.988	2.081	7.839
288	8/12/2021	1.942	4.457	1.130	2.753	10.282
289	8/12/2021	1.749	1.814	1.830	1.924	7.318
290	8/12/2021	1.532	2.095	2.687	2.830	9.144
291	8/12/2021	2.263	2.620	2.373	2.642	9.898
292	8/12/2021	2.494	2.476	2.381	1.750	9.100
295	8/12/2021	1.680	4.732	4.080	4.146	14.638
296	8/12/2021	0.725	1.228	1.401	0.970	4.324
297	8/12/2021	3.298	3.274	3.550	2.571	12.694
298	8/12/2021	2.479	2.764	2.588	3.089	10.920
299	8/12/2021	2.701	2.910	3.076	2.909	11.596
300	8/12/2021	1.167	1.027	1.446	0.919	4.559
301	8/12/2021	2.137	2.611	2.524	2.812	10.084
302	8/12/2021	1.947	2.080	1.830	1.840	7.696
304	8/12/2021	1.556	2.162	2.159	2.381	8.257
305	8/12/2021	1.189	3.567	2.729	1.870	9.356
306	8/12/2021	3.126	2.759	3.129	3.544	12.558
307	8/12/2021	2.048	1.871	2.207	2.437	8.563
308	8/12/2021	0.487	0.752	0.749	0.733	2.721
310	8/12/2021	2.702	2.562	2.613	2.587	10.464
313	8/12/2021	3.116	3.535	3.552	3.726	13.928
314	8/12/2021	1.946	3.136	4.110	3.241	12.433
316	8/12/2021	2.967	2.882	3.443	4.156	13.448
317	8/12/2021	4.253	4.227	4.071	3.360	15.912
318	8/12/2021	2.528	2.920	2.133	2.925	10.506
319	8/12/2021	1.794	1.828	1.630	1.138	6.390
320	8/12/2021	3.659	3.772	3.681	3.717	14.829
322	8/12/2021	4.859	4.125	4.102	4.366	17.452
324	8/12/2021	5.271	4.587	4.290	4.894	19.041
325	8/12/2021	2.603	2.960	2.718	3.096	11.377
326	8/12/2021	5.658	6.539	6.120	5.753	24.071
327	8/12/2021	1.240	1.427	1.541	1.772	5.980
328	8/12/2021	1.581	1.382	1.332	1.306	5.601
329	8/12/2021	3.354	3.179	2.971	3.597	13.100
330	8/12/2021	3.154	4.061	3.924	4.562	15.701
331	8/12/2021	4.242	3.966	3.875	3.282	15.365
332	8/12/2021	2.654	3.299	3.252	3.849	13.055
333	8/12/2021	1.476	1.109	1.634	1.630	5.849
334	8/12/2021	4.390	4.315	4.035	4.221	16.960

Duke Energy Kentucky
Peak Time Rebate Pilot Program

Customer	Event	Baseline Usage Hour Ending				Total
		4:00	5:00	6:00	7:00	
336	8/12/2021	1.201	0.812	0.825	0.815	3.653
337	8/12/2021	1.430	1.698	1.706	2.100	6.935
338	8/12/2021	0.967	0.941	0.957	1.233	4.098
339	8/12/2021	3.328	3.563	3.936	3.871	14.697
340	8/12/2021	0.247	0.222	0.315	0.831	1.615
341	8/12/2021	1.903	3.142	2.879	2.792	10.715
342	8/12/2021	1.166	1.493	2.291	2.172	7.123
343	8/12/2021	1.458	1.799	1.823	2.341	7.422
344	8/12/2021	3.298	3.175	3.178	3.626	13.277
345	8/12/2021	1.608	1.417	2.484	2.405	7.913
346	8/12/2021	4.088	4.260	4.375	4.564	17.287
347	8/12/2021	4.154	4.629	5.072	4.820	18.675
348	8/12/2021	1.862	2.099	1.644	1.983	7.589
350	8/12/2021	2.868	3.204	3.407	4.232	13.711
351	8/12/2021	1.465	1.825	1.205	1.220	5.715
352	8/12/2021	0.714	0.827	1.651	2.392	5.584
353	8/12/2021	3.820	4.296	4.588	4.077	16.781
354	8/12/2021	2.823	3.749	3.447	2.172	12.190
355	8/12/2021	0.323	0.313	0.307	0.302	1.245
356	8/12/2021	1.874	2.858	2.578	1.963	9.272
357	8/12/2021	4.949	4.625	4.729	4.745	19.048
358	8/12/2021	2.794	1.878	2.591	3.218	10.481
359	8/12/2021	1.056	1.605	1.091	1.374	5.125
360	8/12/2021	3.054	2.950	2.823	2.645	11.472
361	8/12/2021	2.258	2.293	2.287	2.175	9.014
362	8/12/2021	2.431	2.430	2.765	2.129	9.755
363	8/12/2021	1.849	2.465	3.446	4.132	11.893
364	8/12/2021	2.609	2.169	2.715	2.629	10.123
365	8/12/2021	1.383	1.373	0.856	0.938	4.549
366	8/12/2021	0.589	1.312	1.393	0.630	3.925
367	8/12/2021	1.506	2.147	2.286	2.204	8.143
368	8/12/2021	1.982	1.779	1.663	1.557	6.980
370	8/12/2021	2.690	3.976	3.483	2.656	12.806
371	8/12/2021	1.427	1.097	1.520	1.332	5.375
372	8/12/2021	2.738	2.772	3.531	4.384	13.424
374	8/12/2021	0.713	0.837	0.805	1.713	4.068
375	8/12/2021	5.830	6.016	6.075	5.503	23.424
376	8/12/2021	3.877	3.760	3.635	3.622	14.894
377	8/12/2021	3.506	3.642	3.745	3.896	14.789
378	8/12/2021	2.925	2.506	3.008	2.837	11.276
380	8/12/2021	1.008	1.111	1.158	1.243	4.520
381	8/12/2021	1.419	1.520	1.641	1.662	6.242
383	8/12/2021	2.405	3.469	3.812	3.790	13.477
384	8/12/2021	3.479	3.172	3.319	3.218	13.189
385	8/12/2021	0.757	0.912	0.957	0.800	3.427
386	8/12/2021	2.962	2.491	2.281	2.426	10.160
387	8/12/2021	2.538	2.223	2.457	3.157	10.375
388	8/12/2021	1.505	1.890	1.652	1.837	6.883
389	8/12/2021	0.679	2.090	3.340	4.946	11.054
390	8/12/2021	0.401	0.381	0.444	0.918	2.144
392	8/12/2021	3.229	3.200	2.311	3.661	12.401
393	8/12/2021	1.076	0.873	0.779	0.866	3.594
395	8/12/2021	0.646	0.513	0.540	0.426	2.125
396	8/12/2021	3.745	4.344	4.207	3.851	16.147
397	8/12/2021	5.381	6.310	5.597	4.863	22.151
398	8/12/2021	4.044	3.844	3.467	3.484	14.838
399	8/12/2021	3.927	3.958	4.303	4.493	16.680
400	8/12/2021	1.596	2.139	1.996	2.401	8.132
402	8/12/2021	0.625	0.897	1.732	2.613	5.868
403	8/12/2021	1.442	1.579	1.733	1.877	6.631
404	8/12/2021	5.929	5.876	5.683	5.680	23.168
405	8/12/2021	0.790	0.913	0.874	1.324	3.900

Duke Energy Kentucky
Peak Time Rebate Pilot Program

Customer	Event	Baseline Usage Hour Ending				Total
		4:00	5:00	6:00	7:00	
407	8/12/2021	3.389	3.370	3.395	3.653	13.808
408	8/12/2021	2.667	2.889	2.814	2.940	11.310
409	8/12/2021	0.400	0.653	0.835	0.814	2.701
410	8/12/2021	2.682	2.642	2.662	2.956	10.942
411	8/12/2021	1.629	3.673	4.626	5.225	15.153
412	8/12/2021	2.227	1.990	2.557	3.304	10.078
413	8/12/2021	1.325	1.042	1.971	3.984	8.322
414	8/12/2021	4.205	4.831	4.654	4.393	18.084
415	8/12/2021	1.472	1.982	1.934	1.574	6.962
416	8/12/2021	3.101	3.845	4.158	4.694	15.799
417	8/12/2021	1.391	1.737	1.836	2.289	7.254
418	8/12/2021	1.248	2.146	2.199	2.051	7.644
419	8/12/2021	3.345	4.126	4.006	3.687	15.165
420	8/12/2021	5.323	5.940	6.177	6.308	23.748
421	8/12/2021	1.947	1.731	1.503	1.284	6.466
422	8/12/2021	1.137	1.407	1.011	1.057	4.612
423	8/12/2021	4.106	4.745	4.677	4.562	18.089
424	8/12/2021	3.461	3.666	3.615	4.106	14.848
426	8/12/2021	0.607	0.985	1.543	2.315	5.451
427	8/12/2021	3.457	4.567	3.605	3.795	15.424
428	8/12/2021	0.813	0.849	1.019	0.945	3.627
429	8/12/2021	2.066	2.417	2.612	3.058	10.153
430	8/12/2021	4.636	5.111	4.968	4.084	18.800
431	8/12/2021	5.062	4.094	4.222	3.769	17.147
432	8/12/2021	2.536	2.722	2.702	2.891	10.852
433	8/12/2021	2.764	2.877	2.327	1.980	9.948
434	8/12/2021	6.925	6.754	6.308	7.359	27.345
435	8/12/2021	6.988	7.250	7.214	7.352	28.804
436	8/12/2021	1.430	2.558	1.968	1.597	7.553
437	8/12/2021	0.259	0.341	0.438	0.437	1.475
438	8/12/2021	1.398	1.725	1.843	1.919	6.885
439	8/12/2021	6.337	6.816	5.802	6.779	25.733
440	8/12/2021	2.632	2.960	4.128	4.166	13.887
441	8/12/2021	0.477	0.418	0.712	0.663	2.270
442	8/12/2021	3.412	3.273	3.337	4.036	14.058
443	8/12/2021	1.741	1.470	1.261	1.631	6.103
444	8/12/2021	5.140	5.517	5.399	5.871	21.927
445	8/12/2021	1.994	2.338	2.066	1.997	8.395
446	8/12/2021	0.525	0.618	0.533	1.013	2.688
447	8/12/2021	5.637	5.481	5.803	5.115	22.036
448	8/12/2021	3.577	3.166	2.962	3.141	12.846
449	8/12/2021	2.403	2.692	3.555	4.578	13.228
450	8/12/2021	1.424	1.070	0.559	0.733	3.785
451	8/12/2021	5.819	5.841	5.652	4.684	21.996
452	8/12/2021	3.506	3.677	3.598	3.903	14.684
456	8/12/2021	3.145	3.302	3.536	3.419	13.402
457	8/12/2021	3.176	3.611	3.274	3.924	13.986
458	8/12/2021	2.699	3.226	2.988	3.114	12.027
459	8/12/2021	2.541	3.869	3.649	3.506	13.565
460	8/12/2021	0.755	0.718	1.018	0.942	3.432
461	8/12/2021	2.472	2.514	2.435	2.291	9.712
463	8/12/2021	3.922	4.428	4.398	4.616	17.364
464	8/12/2021	2.481	1.911	2.259	2.436	9.086
465	8/12/2021	1.082	1.934	1.417	0.939	5.371
466	8/12/2021	2.490	2.485	2.408	3.340	10.724
467	8/12/2021	3.374	3.771	4.426	4.373	15.944
468	8/12/2021	0.503	0.472	0.653	0.778	2.406
470	8/12/2021	3.261	3.386	2.765	2.780	12.192
472	8/12/2021	3.651	4.086	3.972	4.454	16.163
474	8/12/2021	1.949	2.091	2.241	2.595	8.877
475	8/12/2021	0.151	0.345	0.210	0.234	0.940
476	8/12/2021	1.100	1.341	1.117	1.099	4.658

Duke Energy Kentucky
Peak Time Rebate Pilot Program

Customer	Event	Baseline Usage Hour Ending				Total
		4:00	5:00	6:00	7:00	
477	8/12/2021	0.962	0.998	1.031	0.830	3.820
478	8/12/2021	0.994	1.096	1.468	1.783	5.340
479	8/12/2021	2.635	2.848	3.425	3.297	12.204
480	8/12/2021	4.084	5.934	7.647	11.475	29.141
481	8/12/2021	4.560	4.349	4.632	5.280	18.820
482	8/12/2021	3.537	3.634	3.885	3.317	14.374
483	8/12/2021	0.947	1.347	1.220	0.978	4.492
484	8/12/2021	2.368	2.396	2.290	3.005	10.059
486	8/12/2021	5.358	4.984	4.258	5.921	20.521
487	8/12/2021	2.256	3.278	2.970	4.036	12.541
488	8/12/2021	3.184	3.358	3.303	3.511	13.356
489	8/12/2021	2.072	2.175	2.102	2.438	8.787
490	8/12/2021	2.144	1.992	2.026	2.069	8.231
491	8/12/2021	3.351	3.877	2.558	2.757	12.543
492	8/12/2021	2.800	3.153	3.323	3.442	12.719
493	8/12/2021	4.574	4.494	4.642	5.155	18.865
494	8/12/2021	1.714	1.919	2.622	2.053	8.308
495	8/12/2021	2.043	1.801	2.496	2.147	8.486
496	8/12/2021	0.704	0.887	0.558	0.827	2.976
497	8/12/2021	11.719	11.562	12.384	11.701	47.365
498	8/12/2021	0.263	0.171	0.228	0.238	0.900
499	8/12/2021	2.888	3.586	3.409	4.317	14.200
500	8/12/2021	1.002	0.977	0.893	1.207	4.079
501	8/12/2021	0.509	0.545	0.896	1.059	3.010
503	8/12/2021	4.334	4.867	4.335	4.397	17.934
505	8/12/2021	0.813	0.772	0.774	0.808	3.167
507	8/12/2021	2.630	3.999	4.183	4.298	15.110
508	8/12/2021	1.775	1.831	1.209	1.329	6.144
509	8/12/2021	3.778	3.216	2.736	3.430	13.160
510	8/12/2021	2.832	2.789	4.141	4.020	13.782
511	8/12/2021	3.448	4.101	4.171	4.118	15.838
512	8/12/2021	2.883	3.826	3.541	2.730	12.980
515	8/12/2021	2.570	2.554	2.714	3.051	10.890
516	8/12/2021	4.712	4.481	0.221	-0.046	9.368
517	8/12/2021	0.381	0.416	0.726	0.414	1.937
518	8/12/2021	2.755	3.302	3.445	3.525	13.027
520	8/12/2021	6.301	6.441	7.505	7.750	27.998
521	8/12/2021	3.951	4.725	4.529	4.546	17.751
522	8/12/2021	1.061	0.871	1.420	1.320	4.672
523	8/12/2021	2.559	2.527	2.699	2.126	9.912
524	8/12/2021	2.710	2.365	3.380	3.122	11.577
526	8/12/2021	1.785	1.761	1.694	1.870	7.109
527	8/12/2021	1.494	1.982	2.537	2.139	8.152
528	8/12/2021	4.070	4.765	4.663	3.484	16.982
529	8/12/2021	4.001	3.866	4.043	4.461	16.371
530	8/12/2021	0.684	0.751	0.427	0.227	2.089
531	8/12/2021	2.709	2.704	3.195	3.031	11.640
532	8/12/2021	1.283	1.475	1.406	1.258	5.422
533	8/12/2021	0.541	0.351	0.365	0.402	1.659
534	8/12/2021	1.592	1.388	1.187	1.215	5.383
535	8/12/2021	2.348	3.369	2.688	4.078	12.482
536	8/12/2021	3.285	3.302	2.993	2.880	12.460
537	8/12/2021	2.394	2.090	2.114	1.545	8.143
538	8/12/2021	4.292	5.427	6.203	5.591	21.514
539	8/12/2021	2.315	2.017	2.630	3.380	10.342
540	8/12/2021	1.752	2.748	2.622	2.689	9.812
541	8/12/2021	0.408	0.448	0.426	0.641	1.924
542	8/12/2021	2.070	2.776	2.482	1.434	8.763
543	8/12/2021	4.148	4.386	4.231	4.259	17.024
544	8/12/2021	4.821	4.372	4.325	4.255	17.772
545	8/12/2021	1.829	2.260	2.121	2.112	8.323
546	8/12/2021	5.333	5.898	5.848	5.551	22.629

Duke Energy Kentucky
Peak Time Rebate Pilot Program

Customer	Event	Baseline Usage Hour Ending				Total
		4:00	5:00	6:00	7:00	
547	8/12/2021	2.862	2.702	2.569	2.163	10.295
548	8/12/2021	1.229	1.356	1.052	1.430	5.068
549	8/12/2021	0.159	0.360	0.844	1.045	2.408
550	8/12/2021	2.155	2.562	2.403	1.819	8.940
553	8/12/2021	0.962	1.228	1.550	1.358	5.098
554	8/12/2021	3.431	3.713	3.717	4.296	15.157
555	8/12/2021	4.241	4.640	4.014	4.536	17.431
556	8/12/2021	0.910	1.147	1.011	1.825	4.893
557	8/12/2021	2.607	3.190	4.476	4.642	14.915
558	8/12/2021	1.237	2.564	2.986	2.735	9.522
559	8/12/2021	4.628	5.455	5.305	5.231	20.619
560	8/12/2021	4.400	4.931	4.165	4.825	18.322
561	8/12/2021	2.516	3.280	3.512	2.865	12.173
562	8/12/2021	3.195	4.151	3.902	3.903	15.152
563	8/12/2021	1.959	2.098	2.011	1.801	7.868
565	8/12/2021	4.252	5.030	4.714	5.354	19.350
566	8/12/2021	1.611	1.837	1.746	1.899	7.092
568	8/12/2021	0.528	0.706	0.853	0.934	3.022
569	8/12/2021	0.961	1.444	1.549	1.498	5.452
570	8/12/2021	0.837	1.180	0.594	0.811	3.422
571	8/12/2021	2.858	2.877	2.583	3.186	11.504
572	8/12/2021	4.468	4.728	4.707	4.650	18.554
573	8/12/2021	0.862	0.887	0.998	1.121	3.867
574	8/12/2021	0.903	0.953	1.133	0.805	3.794
575	8/12/2021	3.673	5.259	5.487	4.387	18.806
576	8/12/2021	6.819	6.955	6.581	7.014	27.369
577	8/12/2021	1.201	1.230	1.225	1.520	5.177
578	8/12/2021	2.170	1.890	2.004	2.622	8.687
579	8/12/2021	4.081	4.882	5.131	5.928	20.022
580	8/12/2021	4.971	6.696	6.810	5.343	23.820
581	8/12/2021	4.519	4.719	4.550	4.382	18.170
582	8/12/2021	3.752	4.074	4.463	4.884	17.173
584	8/12/2021	1.208	1.366	1.636	1.355	5.564
585	8/12/2021	1.233	1.413	1.169	1.857	5.672
586	8/12/2021	5.650	5.565	5.648	5.432	22.294
587	8/12/2021	1.576	1.679	3.630	3.195	10.080
588	8/12/2021	3.974	4.163	4.842	5.322	18.301
589	8/12/2021	2.791	2.564	2.727	2.421	10.502
590	8/12/2021	0.621	0.892	1.012	1.219	3.745
591	8/12/2021	1.580	2.335	1.971	2.520	8.406
592	8/12/2021	1.732	2.082	2.128	1.564	7.506
593	8/12/2021	3.119	3.449	3.518	3.513	13.600
594	8/12/2021	1.977	1.860	2.600	2.036	8.474
595	8/12/2021	1.411	1.461	1.550	1.942	6.363
596	8/12/2021	0.659	0.947	1.082	1.016	3.704
597	8/12/2021	7.075	6.371	5.622	4.233	23.301
598	8/12/2021	2.422	3.240	2.529	1.939	10.130
599	8/12/2021	2.527	2.577	2.521	2.599	10.224
600	8/12/2021	3.058	2.856	3.186	2.514	11.614
601	8/12/2021	4.993	3.769	4.447	5.507	18.717
602	8/12/2021	2.875	3.167	3.091	3.698	12.831
603	8/12/2021	4.231	3.972	3.840	4.925	16.969
604	8/12/2021	0.893	1.500	1.237	1.597	5.227
605	8/12/2021	0.962	1.040	1.057	1.098	4.157
606	8/12/2021	0.199	0.174	0.411	0.088	0.872
608	8/12/2021	5.036	5.270	5.081	4.916	20.303
609	8/12/2021	0.431	0.476	0.689	0.407	2.003
610	8/12/2021	2.568	2.760	2.748	3.045	11.122
611	8/12/2021	1.681	2.099	3.283	4.683	11.746
612	8/12/2021	2.054	2.134	2.215	2.222	8.625
613	8/12/2021	2.004	2.506	3.388	3.348	11.245
614	8/12/2021	3.979	3.084	3.194	3.120	13.377

Duke Energy Kentucky
Peak Time Rebate Pilot Program

Customer	Event	Baseline Usage Hour Ending				Total
		4:00	5:00	6:00	7:00	
615	8/12/2021	2.808	2.553	2.690	2.546	10.596
616	8/12/2021	1.387	1.442	1.099	1.676	5.603
617	8/12/2021	1.807	1.823	2.523	2.673	8.826
618	8/12/2021	1.220	0.694	0.782	0.881	3.577
619	8/12/2021	0.424	0.934	1.679	1.585	4.622
620	8/12/2021	0.770	0.871	0.915	0.878	3.435
621	8/12/2021	4.119	4.728	4.662	4.611	18.120
622	8/12/2021	2.325	2.053	2.768	2.903	10.048
623	8/12/2021	3.828	3.464	3.170	3.558	14.020
624	8/12/2021	1.914	1.949	1.973	2.034	7.869
625	8/12/2021	1.406	1.422	1.675	1.468	5.970
626	8/12/2021	1.303	1.315	1.461	0.766	4.843
627	8/12/2021	2.251	2.673	2.161	2.337	9.423
628	8/12/2021	2.127	2.166	2.587	2.606	9.485
629	8/12/2021	2.130	2.319	2.043	1.895	8.388
630	8/12/2021	2.720	2.294	2.688	2.713	10.415
631	8/12/2021	2.855	3.034	2.349	3.055	11.293
632	8/12/2021	0.375	0.479	0.550	0.878	2.282
633	8/12/2021	0.910	1.226	0.970	1.241	4.347
634	8/12/2021	3.646	3.338	3.832	4.091	14.906
635	8/12/2021	4.102	3.357	3.334	3.272	14.065
636	8/12/2021	3.275	2.685	2.587	2.420	10.968
637	8/12/2021	1.324	1.485	2.007	2.572	7.388
639	8/12/2021	2.455	2.460	2.282	2.346	9.543
640	8/12/2021	1.322	1.272	1.498	1.484	5.575
641	8/12/2021	4.953	5.755	6.663	6.258	23.629
642	8/12/2021	0.418	0.472	0.568	0.770	2.228
644	8/12/2021	5.166	4.992	5.087	5.283	20.529
645	8/12/2021	0.806	1.137	1.378	1.494	4.814
646	8/12/2021	2.439	2.818	2.712	3.172	11.142
647	8/12/2021	3.109	2.724	2.865	2.879	11.577
648	8/12/2021	3.151	2.877	2.930	3.627	12.585
649	8/12/2021	2.070	2.181	2.854	2.155	9.261
650	8/12/2021	3.727	3.857	3.722	4.327	15.633
651	8/12/2021	8.404	8.792	8.110	7.529	32.834
652	8/12/2021	0.992	1.142	1.112	1.153	4.399
653	8/12/2021	1.706	1.598	1.632	2.343	7.278
654	8/12/2021	1.202	1.226	1.242	1.317	4.987
655	8/12/2021	0.549	0.515	0.582	0.360	2.006
657	8/12/2021	0.491	0.711	0.613	0.707	2.523
658	8/12/2021	7.905	9.377	10.200	9.424	36.906
659	8/12/2021	1.790	2.134	2.115	2.554	8.594
660	8/12/2021	2.509	3.092	2.253	2.085	9.939
661	8/12/2021	1.205	1.546	1.193	1.276	5.220
662	8/12/2021	1.168	1.100	1.175	1.343	4.786
663	8/12/2021	2.515	2.695	1.968	2.297	9.475
665	8/12/2021	1.396	1.340	1.269	1.177	5.182
666	8/12/2021	3.827	4.024	3.447	3.547	14.844
667	8/12/2021	2.661	2.741	2.698	2.636	10.736
668	8/12/2021	6.286	6.339	6.039	5.832	24.496
669	8/12/2021	3.402	2.897	2.927	3.838	13.064
670	8/12/2021	1.890	1.246	1.682	2.098	6.916
672	8/12/2021	1.772	2.598	2.101	1.568	8.039
673	8/12/2021	1.174	1.069	2.441	3.448	8.132
674	8/12/2021	3.570	3.536	3.436	3.462	14.004
675	8/12/2021	2.040	2.211	2.742	2.786	9.779
676	8/12/2021	3.793	2.847	3.877	3.718	14.235
677	8/12/2021	4.934	5.146	5.021	5.131	20.232
678	8/12/2021	4.151	4.529	4.392	4.551	17.622
679	8/12/2021	3.690	3.839	3.318	3.669	14.517
680	8/12/2021	1.092	0.970	0.964	1.756	4.782
681	8/12/2021	2.013	2.504	1.942	2.297	8.755

Duke Energy Kentucky
Peak Time Rebate Pilot Program

Customer	Event	Baseline Usage Hour Ending				Total
		4:00	5:00	6:00	7:00	
682	8/12/2021	2.818	4.673	4.953	5.422	17.866
683	8/12/2021	2.508	2.686	2.559	2.615	10.368
685	8/12/2021	3.728	4.441	4.365	3.951	16.485
686	8/12/2021	4.033	5.302	5.062	4.306	18.703
687	8/12/2021	3.005	3.281	3.837	3.824	13.947
688	8/12/2021	3.051	3.559	3.665	4.091	14.365
689	8/12/2021	0.004	0.481	0.085	0.004	0.574
690	8/12/2021	2.995	3.541	3.700	3.794	14.030
691	8/12/2021	0.754	0.857	0.907	1.123	3.641
692	8/12/2021	3.720	3.493	2.646	2.867	12.726
693	8/12/2021	2.762	3.199	3.281	3.541	12.783
694	8/12/2021	1.502	1.062	1.153	1.420	5.137
695	8/12/2021	4.766	4.810	4.083	4.035	17.694
696	8/12/2021	0.537	0.524	0.526	0.496	2.082
697	8/12/2021	0.729	0.898	0.839	0.905	3.372
698	8/12/2021	1.385	1.280	1.501	1.568	5.733
699	8/12/2021	2.083	1.067	0.949	2.378	6.478
700	8/12/2021	2.363	2.036	2.490	2.402	9.290
701	8/12/2021	6.546	6.845	6.981	6.907	27.279
703	8/12/2021	2.442	2.879	2.987	3.333	11.641
704	8/12/2021	1.066	1.085	0.932	0.820	3.903
705	8/12/2021	3.640	3.543	3.316	3.395	13.894
706	8/12/2021	0.140	0.166	0.136	0.298	0.740
707	8/12/2021	2.241	2.392	4.198	4.256	13.088
708	8/12/2021	0.672	0.724	0.724	1.202	3.322
709	8/12/2021	1.665	2.215	2.925	3.325	10.131
710	8/12/2021	1.279	2.778	2.713	3.048	9.819
711	8/12/2021	3.733	3.531	3.482	5.433	16.179
712	8/12/2021	1.727	1.918	1.591	2.190	7.426
713	8/12/2021	2.830	2.468	2.324	3.255	10.878
714	8/12/2021	2.233	2.312	2.242	2.134	8.921
715	8/12/2021	0.733	0.706	0.896	1.011	3.346
716	8/12/2021	2.114	2.364	2.304	2.174	8.955
719	8/12/2021	3.958	4.615	3.179	2.734	14.486
720	8/12/2021	1.705	1.510	1.457	1.770	6.442
721	8/12/2021	1.301	1.342	1.278	1.311	5.231
722	8/12/2021	2.630	2.744	3.292	3.580	12.247
724	8/12/2021	2.746	2.188	2.121	2.730	9.786
725	8/12/2021	0.147	0.188	0.208	0.251	0.794
728	8/12/2021	1.996	2.278	2.656	2.276	9.205
729	8/12/2021	2.206	1.974	1.829	1.541	7.550
730	8/12/2021	2.263	2.663	2.620	3.254	10.800
731	8/12/2021	0.433	0.457	0.478	0.444	1.811
732	8/12/2021	5.871	6.424	6.293	8.100	26.688
733	8/12/2021	1.724	2.156	2.266	1.976	8.121
734	8/12/2021	1.741	1.430	1.655	1.057	5.883
737	8/12/2021	2.658	2.535	2.285	2.265	9.743
738	8/12/2021	1.281	1.079	1.792	2.056	6.208
739	8/12/2021	2.143	2.221	2.525	2.706	9.595
740	8/12/2021	1.620	1.188	1.438	1.261	5.507
743	8/12/2021	1.888	1.657	1.683	1.385	6.613
744	8/12/2021	0.895	1.276	1.424	1.419	5.014
745	8/12/2021	2.600	3.281	3.304	3.571	12.756
746	8/12/2021	5.460	5.428	4.586	5.635	21.109
747	8/12/2021	2.205	1.992	1.650	2.200	8.046
748	8/12/2021	4.778	5.226	6.316	7.251	23.571
749	8/12/2021	0.832	0.536	0.627	0.673	2.667
751	8/12/2021	2.875	3.053	3.504	3.420	12.851
752	8/12/2021	5.090	5.779	6.656	7.012	24.537
753	8/12/2021	1.991	2.135	1.898	2.231	8.256
754	8/12/2021	4.896	4.436	3.961	4.261	17.554
755	8/12/2021	3.075	3.311	3.174	3.291	12.851

Duke Energy Kentucky
Peak Time Rebate Pilot Program

Customer	Event	Baseline Usage Hour Ending				Total
		4:00	5:00	6:00	7:00	
756	8/12/2021	1.766	1.334	1.916	1.376	6.393
757	8/12/2021	4.418	3.677	3.182	2.337	13.615
758	8/12/2021	4.303	5.426	6.394	6.163	22.287
759	8/12/2021	1.801	1.795	1.637	1.921	7.155
760	8/12/2021	2.479	2.230	2.235	2.207	9.152
761	8/12/2021	3.601	3.997	4.178	4.294	16.070
762	8/12/2021	1.001	1.328	1.280	1.894	5.502
763	8/12/2021	1.006	0.979	0.943	1.077	4.005
764	8/12/2021	4.012	3.619	3.466	3.673	14.770
765	8/12/2021	3.509	3.821	3.349	4.393	15.072
766	8/12/2021	2.163	2.171	1.996	2.039	8.368
767	8/12/2021	1.516	1.346	1.080	1.054	4.996
768	8/12/2021	1.934	1.389	1.436	1.253	6.011
769	8/12/2021	4.872	5.308	5.062	4.574	19.816
771	8/12/2021	0.720	1.007	0.611	0.686	3.024
772	8/12/2021	0.923	0.890	1.029	0.887	3.729
773	8/12/2021	1.112	1.022	0.981	0.934	4.049
774	8/12/2021	2.432	2.542	2.742	2.975	10.691
775	8/12/2021	0.669	0.835	1.265	1.273	4.042
776	8/12/2021	3.031	3.270	3.275	3.231	12.806
777	8/12/2021	4.746	5.030	4.602	4.639	19.017
778	8/12/2021	1.729	1.966	1.879	2.038	7.612
779	8/12/2021	2.054	3.030	2.764	2.876	10.724
780	8/12/2021	0.484	0.578	0.691	0.823	2.576
781	8/12/2021	3.668	4.421	3.249	3.622	14.960
782	8/12/2021	2.525	3.001	2.857	3.011	11.394
783	8/12/2021	2.179	2.229	1.923	2.072	8.403
784	8/12/2021	2.179	1.843	1.517	1.599	7.137
785	8/12/2021	3.902	5.026	5.104	5.020	19.052
787	8/12/2021	1.732	1.354	1.529	1.485	6.100
789	8/12/2021	3.067	3.084	3.417	4.729	14.297
790	8/12/2021	1.369	1.522	1.110	1.087	5.089
793	8/12/2021	2.293	2.093	2.278	2.455	9.118
794	8/12/2021	3.124	3.327	3.691	4.012	14.154
796	8/12/2021	2.346	1.436	1.440	1.878	7.101
797	8/12/2021	0.154	0.153	0.420	0.592	1.318
798	8/12/2021	1.216	1.259	1.164	1.239	4.878
799	8/12/2021	0.961	1.057	1.006	1.328	4.353
800	8/12/2021	1.496	1.754	1.922	1.922	7.094
802	8/12/2021	2.199	1.897	2.215	2.183	8.495
805	8/12/2021	2.506	2.486	3.207	2.840	11.038
810	8/12/2021	2.667	2.425	2.435	2.810	10.338
813	8/12/2021	1.621	2.104	2.010	2.203	7.938
814	8/12/2021	1.454	1.270	1.467	1.723	5.914
815	8/12/2021	4.545	4.150	3.823	3.846	16.364
816	8/12/2021	4.295	4.111	4.997	5.653	19.056
817	8/12/2021	3.777	3.376	3.153	2.153	12.459
818	8/12/2021	4.571	4.309	4.434	4.606	17.921
819	8/12/2021	1.993	2.267	1.619	1.601	7.480
820	8/12/2021	1.383	1.554	1.526	1.529	5.991
822	8/12/2021	2.596	3.040	3.201	2.711	11.548
823	8/12/2021	1.328	1.667	1.522	1.570	6.087
824	8/12/2021	3.988	3.637	3.264	3.718	14.607
825	8/12/2021	3.380	3.331	3.558	3.795	14.064
826	8/12/2021	1.953	2.101	2.152	2.508	8.714
827	8/12/2021	2.636	1.955	1.617	1.825	8.033
828	8/12/2021	1.980	2.097	2.124	2.090	8.292
829	8/12/2021	4.291	4.323	4.341	4.576	17.532
830	8/12/2021	4.139	3.573	3.319	5.073	16.105
831	8/12/2021	2.318	2.310	2.151	2.331	9.109
832	8/12/2021	1.020	1.232	1.325	1.332	4.908
833	8/12/2021	2.962	3.847	3.910	3.777	14.496

Duke Energy Kentucky
Peak Time Rebate Pilot Program

Customer	Event	Baseline Usage Hour Ending				Total
		4:00	5:00	6:00	7:00	
834	8/12/2021	0.216	0.257	0.354	0.538	1.365
835	8/12/2021	4.897	5.014	4.193	3.327	17.430
836	8/12/2021	2.898	2.599	2.667	2.241	10.405
837	8/12/2021	3.007	3.050	2.944	2.231	11.232
838	8/12/2021	1.093	1.170	1.219	1.209	4.691
839	8/12/2021	3.219	4.407	4.406	4.757	16.789
840	8/12/2021	4.750	4.727	4.462	4.601	18.540
841	8/12/2021	3.212	3.278	3.671	3.091	13.252
843	8/12/2021	1.987	2.626	1.913	2.372	8.898
844	8/12/2021	1.575	1.567	1.435	1.314	5.890
845	8/12/2021	1.950	2.105	2.156	2.163	8.373
846	8/12/2021	0.564	0.465	0.625	0.348	2.002
847	8/12/2021	4.891	5.365	5.205	5.278	20.739
848	8/12/2021	0.453	0.543	0.860	1.021	2.877
849	8/12/2021	2.514	3.482	3.929	4.190	14.116
851	8/12/2021	1.855	2.140	2.287	3.754	10.036
852	8/12/2021	0.936	0.694	1.282	2.096	5.009
853	8/12/2021	0.722	0.825	0.898	0.924	3.369
854	8/12/2021	2.215	2.323	1.994	2.209	8.742
855	8/12/2021	1.107	1.208	1.732	1.436	5.484
856	8/12/2021	3.951	5.837	5.435	5.181	20.404
857	8/12/2021	0.157	0.239	0.295	0.265	0.956
858	8/12/2021	3.066	3.226	3.397	3.450	13.138
859	8/12/2021	5.631	5.992	6.113	6.362	24.098
861	8/12/2021	0.702	0.814	0.752	0.820	3.088
862	8/12/2021	0.601	0.706	1.148	1.990	4.445
863	8/12/2021	0.315	0.431	0.479	1.266	2.491
864	8/12/2021	3.442	3.285	2.788	3.168	12.683
865	8/12/2021	6.703	7.720	7.084	6.766	28.274
866	8/12/2021	0.456	0.444	0.385	0.206	1.491
867	8/12/2021	6.887	6.650	4.811	4.541	22.889
868	8/12/2021	4.774	4.889	4.543	4.745	18.952
869	8/12/2021	4.285	4.408	4.018	4.155	16.866
870	8/12/2021	0.706	0.636	0.932	1.077	3.351
871	8/12/2021	1.257	1.468	1.238	1.286	5.248
872	8/12/2021	3.154	2.790	3.222	3.020	12.186
873	8/12/2021	0.966	0.797	0.723	0.891	3.377
874	8/12/2021	4.185	5.775	5.028	6.674	21.663
875	8/12/2021	2.361	2.963	2.364	2.109	9.796
876	8/12/2021	1.313	1.379	1.417	1.887	5.996
877	8/12/2021	4.095	4.168	3.928	4.088	16.280
879	8/12/2021	0.230	0.667	1.380	1.893	4.170
880	8/12/2021	0.639	1.078	0.850	0.708	3.275
881	8/12/2021	2.473	3.379	3.053	3.139	12.044
882	8/12/2021	1.597	1.636	1.678	1.605	6.516
883	8/12/2021	4.759	4.818	4.559	4.614	18.749
884	8/12/2021	3.137	1.481	1.783	4.030	10.431
885	8/12/2021	1.906	2.070	1.915	1.856	7.747
886	8/12/2021	2.646	2.800	3.078	3.365	11.889
887	8/12/2021	2.201	2.003	2.096	2.859	9.158
888	8/12/2021	1.574	1.590	1.455	1.315	5.934
889	8/12/2021	2.022	2.142	2.143	1.992	8.299
890	8/12/2021	2.469	3.752	3.316	3.457	12.993
891	8/12/2021	4.185	3.817	3.416	3.472	14.890
892	8/12/2021	2.998	2.758	3.486	2.846	12.089
893	8/12/2021	0.848	1.189	1.020	0.927	3.984
894	8/12/2021	3.207	2.996	2.853	3.263	12.319
895	8/12/2021	0.545	0.443	0.347	0.407	1.742
896	8/12/2021	0.835	0.776	1.207	1.186	4.004
898	8/12/2021	0.928	2.606	2.301	2.041	7.876
899	8/12/2021	2.005	2.537	2.294	2.629	9.464

Duke Energy Kentucky
Peak Time Rebate Pilot Program

Customer	Event	Baseline Usage Hour Ending				Total
		4:00	5:00	6:00	7:00	
2	8/23/2021	0.646	0.990	1.551	1.494	4.681
3	8/23/2021	1.810	2.234	3.570	3.450	11.064
4	8/23/2021	2.487	2.789	2.698	2.985	10.958
5	8/23/2021	0.833	0.711	0.870	0.716	3.130
6	8/23/2021	2.738	3.596	3.631	3.074	13.038
7	8/23/2021	1.214	1.780	1.982	1.648	6.624
8	8/23/2021	2.826	3.691	3.511	4.104	14.132
11	8/23/2021	2.964	3.912	4.538	4.001	15.415
12	8/23/2021	2.723	3.277	3.058	3.948	13.006
13	8/23/2021	0.777	1.427	2.193	3.132	7.529
14	8/23/2021	1.884	2.269	2.413	1.723	8.288
15	8/23/2021	2.951	2.723	2.580	2.400	10.655
16	8/23/2021	1.694	2.059	2.287	2.334	8.374
17	8/23/2021	0.103	0.063	0.070	0.066	0.303
18	8/23/2021	2.430	2.238	1.995	2.199	8.863
19	8/23/2021	0.938	1.213	1.347	1.391	4.889
20	8/23/2021	2.016	2.407	2.714	2.597	9.734
21	8/23/2021	2.608	2.834	2.683	2.289	10.414
22	8/23/2021	4.602	5.379	5.720	5.649	21.350
23	8/23/2021	4.264	4.895	5.042	5.041	19.243
24	8/23/2021	1.764	2.225	2.699	2.461	9.148
25	8/23/2021	2.909	2.284	2.260	2.404	9.857
27	8/23/2021	6.124	6.594	7.747	7.584	28.050
28	8/23/2021	2.443	2.207	2.777	3.155	10.582
29	8/23/2021	1.504	1.314	1.117	1.091	5.025
30	8/23/2021	1.208	1.096	2.065	2.039	6.408
32	8/23/2021	1.854	2.157	1.820	1.328	7.160
34	8/23/2021	1.928	2.503	2.082	2.591	9.104
35	8/23/2021	0.556	0.514	0.606	0.929	2.605
36	8/23/2021	3.362	3.093	3.226	3.292	12.973
38	8/23/2021	2.471	2.970	2.510	2.676	10.627
39	8/23/2021	2.948	2.738	2.773	2.452	10.911
42	8/23/2021	1.675	1.541	1.996	1.711	6.923
43	8/23/2021	2.140	2.353	2.212	2.120	8.824
44	8/23/2021	1.623	1.785	1.629	1.644	6.681
46	8/23/2021	4.216	4.012	3.363	4.149	15.739
47	8/23/2021	3.689	4.239	4.265	3.297	15.490
48	8/23/2021	2.587	2.144	2.602	2.663	9.996
49	8/23/2021	5.074	4.384	4.057	3.905	17.419
50	8/23/2021	0.177	0.139	0.226	0.278	0.819
52	8/23/2021	2.954	2.376	2.500	3.141	10.972
53	8/23/2021	0.776	0.541	0.492	0.640	2.448
54	8/23/2021	2.640	3.835	5.778	5.967	18.221
55	8/23/2021	1.286	1.061	0.933	1.127	4.407
57	8/23/2021	2.204	2.180	2.624	2.273	9.281
58	8/23/2021	1.712	1.703	1.796	1.850	7.060
59	8/23/2021	1.482	1.461	1.405	1.607	5.955
60	8/23/2021	0.140	0.268	0.508	1.000	1.916
61	8/23/2021	2.011	2.472	2.545	2.208	9.237
62	8/23/2021	2.440	2.465	2.741	2.812	10.459
64	8/23/2021	3.856	3.800	4.059	4.077	15.792
65	8/23/2021	1.723	2.114	3.012	3.772	10.620
66	8/23/2021	2.187	2.315	3.447	3.027	10.977
67	8/23/2021	1.756	2.075	2.642	2.584	9.056
68	8/23/2021	2.137	2.372	2.391	2.526	9.426
70	8/23/2021	0.269	0.513	1.573	2.031	4.385
71	8/23/2021	1.805	1.814	1.880	2.010	7.509
73	8/23/2021	1.794	1.652	1.651	1.901	6.998
74	8/23/2021	1.374	1.264	1.422	2.306	6.367
76	8/23/2021	2.096	1.611	1.319	1.383	6.408
77	8/23/2021	1.788	2.102	3.617	2.742	10.250
78	8/23/2021	5.807	6.070	5.629	5.180	22.686

Duke Energy Kentucky
Peak Time Rebate Pilot Program

Customer	Event	Baseline Usage Hour Ending				Total
		4:00	5:00	6:00	7:00	
79	8/23/2021	2.151	2.120	2.300	2.396	8.967
80	8/23/2021	2.735	2.647	2.189	2.809	10.381
81	8/23/2021	2.435	2.146	2.376	2.372	9.329
82	8/23/2021	1.893	1.421	1.499	1.658	6.472
83	8/23/2021	4.473	4.765	4.768	4.634	18.641
84	8/23/2021	0.921	1.299	1.113	1.345	4.679
85	8/23/2021	1.169	3.127	2.403	2.343	9.042
86	8/23/2021	3.359	3.290	3.493	3.151	13.293
88	8/23/2021	3.049	3.078	3.093	3.063	12.283
89	8/23/2021	4.516	4.487	5.174	4.870	19.047
90	8/23/2021	2.216	2.112	1.957	2.015	8.300
91	8/23/2021	3.366	3.910	3.938	3.896	15.109
92	8/23/2021	2.101	2.446	3.016	3.321	10.883
94	8/23/2021	2.506	2.940	3.592	2.393	11.431
95	8/23/2021	0.966	1.413	1.708	1.396	5.482
97	8/23/2021	2.761	2.763	3.066	3.306	11.895
98	8/23/2021	2.764	2.608	3.830	3.617	12.820
99	8/23/2021	3.224	3.152	3.030	2.989	12.395
100	8/23/2021	4.161	4.005	3.238	3.102	14.506
101	8/23/2021	4.588	5.614	5.103	4.864	20.169
102	8/23/2021	1.305	1.336	1.143	1.093	4.877
103	8/23/2021	2.014	1.917	2.187	2.171	8.289
104	8/23/2021	1.192	2.314	2.942	4.083	10.531
105	8/23/2021	7.621	7.767	8.441	8.328	32.157
106	8/23/2021	3.593	3.413	3.364	3.734	14.104
107	8/23/2021	3.387	3.885	3.272	3.199	13.743
108	8/23/2021	1.436	1.228	1.062	1.152	4.877
109	8/23/2021	1.259	1.263	1.279	1.422	5.224
110	8/23/2021	3.162	3.893	3.951	3.953	14.958
111	8/23/2021	1.172	1.272	1.179	1.591	5.213
113	8/23/2021	1.250	1.442	1.188	1.299	5.178
114	8/23/2021	2.669	2.661	2.620	2.650	10.600
115	8/23/2021	2.089	2.506	2.338	2.013	8.946
117	8/23/2021	0.977	0.910	1.125	0.927	3.940
118	8/23/2021	1.936	1.536	1.868	1.903	7.242
120	8/23/2021	2.184	2.396	3.004	1.704	9.288
121	8/23/2021	1.327	1.748	2.056	2.697	7.827
122	8/23/2021	5.036	5.159	4.725	4.519	19.440
123	8/23/2021	1.717	1.849	1.946	1.939	7.451
126	8/23/2021	1.303	0.559	0.666	0.397	2.925
127	8/23/2021	2.349	1.928	2.816	2.556	9.648
128	8/23/2021	3.802	3.782	3.454	3.482	14.520
129	8/23/2021	3.878	3.903	4.116	4.264	16.161
130	8/23/2021	2.147	2.507	1.920	2.011	8.584
131	8/23/2021	4.651	4.436	4.702	4.450	18.238
132	8/23/2021	2.282	3.171	3.017	3.456	11.926
135	8/23/2021	1.479	2.027	1.988	1.855	7.348
136	8/23/2021	3.880	3.453	3.875	3.361	14.569
138	8/23/2021	3.413	3.405	3.607	3.509	13.933
139	8/23/2021	4.277	4.042	4.146	4.061	16.526
140	8/23/2021	4.007	3.756	4.203	3.635	15.600
141	8/23/2021	0.927	0.806	1.123	0.986	3.843
142	8/23/2021	2.622	2.635	3.138	3.014	11.409
146	8/23/2021	3.848	3.612	3.489	3.345	14.294
147	8/23/2021	1.683	2.311	2.396	2.023	8.413
148	8/23/2021	2.811	3.563	3.668	3.381	13.423
149	8/23/2021	2.665	2.724	2.896	3.061	11.345
150	8/23/2021	2.860	2.794	2.900	2.715	11.269
151	8/23/2021	4.129	4.595	5.069	5.354	19.148
152	8/23/2021	3.941	3.916	3.835	3.976	15.667
153	8/23/2021	0.830	1.081	1.562	1.849	5.321
154	8/23/2021	2.770	2.727	3.204	2.978	11.679

Duke Energy Kentucky
Peak Time Rebate Pilot Program

Customer	Event	Baseline Usage Hour Ending				Total
		4:00	5:00	6:00	7:00	
155	8/23/2021	1.001	0.774	0.832	1.256	3.864
156	8/23/2021	0.247	0.237	0.383	0.453	1.320
158	8/23/2021	0.974	1.044	1.010	1.084	4.111
160	8/23/2021	0.532	1.220	0.659	1.005	3.415
161	8/23/2021	2.032	2.265	2.050	1.901	8.247
162	8/23/2021	0.524	0.750	1.150	2.337	4.761
164	8/23/2021	4.444	4.632	4.504	4.949	18.529
165	8/23/2021	0.260	0.256	0.244	0.257	1.017
166	8/23/2021	3.128	3.382	2.752	2.713	11.975
167	8/23/2021	1.801	1.335	1.837	1.215	6.189
168	8/23/2021	5.773	5.731	6.166	6.144	23.814
170	8/23/2021	1.416	1.548	1.562	2.097	6.622
171	8/23/2021	4.033	3.985	3.782	3.756	15.555
172	8/23/2021	4.042	4.637	4.834	4.451	17.965
173	8/23/2021	5.307	5.048	4.910	4.735	20.000
174	8/23/2021	2.466	2.203	2.929	2.428	10.026
175	8/23/2021	1.667	1.811	1.887	1.848	7.213
177	8/23/2021	2.744	2.684	2.774	3.032	11.234
178	8/23/2021	3.759	3.633	4.138	4.116	15.646
180	8/23/2021	6.822	7.544	7.328	5.914	27.608
181	8/23/2021	1.385	1.414	1.514	1.825	6.138
182	8/23/2021	0.484	0.196	0.552	0.644	1.876
184	8/23/2021	2.737	2.598	2.663	3.191	11.188
185	8/23/2021	0.848	0.927	2.169	2.111	6.055
187	8/23/2021	4.028	3.994	3.243	2.888	14.153
188	8/23/2021	2.788	2.975	3.056	4.011	12.831
190	8/23/2021	0.910	0.997	1.579	1.224	4.710
191	8/23/2021	2.410	2.194	1.689	1.821	8.113
192	8/23/2021	2.208	2.677	3.095	2.491	10.471
194	8/23/2021	2.215	2.467	2.362	2.422	9.466
195	8/23/2021	2.442	2.122	4.222	3.659	12.445
196	8/23/2021	2.545	3.332	4.055	4.073	14.005
197	8/23/2021	0.584	0.611	0.744	1.624	3.563
198	8/23/2021	2.484	2.355	2.234	2.105	9.178
200	8/23/2021	3.115	2.787	2.988	3.033	11.923
202	8/23/2021	1.471	1.922	2.119	2.001	7.512
203	8/23/2021	2.796	2.209	1.807	1.831	8.643
204	8/23/2021	2.083	2.294	3.303	2.603	10.283
205	8/23/2021	3.705	4.308	3.870	4.338	16.220
206	8/23/2021	0.203	0.177	0.175	0.305	0.860
207	8/23/2021	1.096	1.107	1.217	1.319	4.739
208	8/23/2021	3.849	4.283	3.912	4.268	16.312
209	8/23/2021	2.002	2.229	2.190	2.316	8.737
210	8/23/2021	1.784	2.590	3.252	3.596	11.222
211	8/23/2021	1.475	1.851	1.474	1.745	6.546
212	8/23/2021	3.886	4.167	4.100	4.362	16.514
213	8/23/2021	0.992	0.979	0.991	0.912	3.874
214	8/23/2021	0.289	2.354	3.149	2.516	8.308
215	8/23/2021	1.067	1.309	0.978	1.126	4.480
217	8/23/2021	2.490	2.516	2.072	2.376	9.454
218	8/23/2021	2.258	2.462	2.666	3.055	10.441
219	8/23/2021	2.907	2.982	2.997	3.079	11.965
220	8/23/2021	1.725	2.725	3.203	2.544	10.197
221	8/23/2021	2.449	2.522	2.982	2.845	10.798
222	8/23/2021	2.163	2.132	2.189	2.371	8.855
223	8/23/2021	4.377	4.494	3.694	3.818	16.384
225	8/23/2021	4.483	4.602	4.621	4.522	18.228
226	8/23/2021	5.373	6.579	6.017	5.973	23.942
227	8/23/2021	2.189	2.772	2.912	2.764	10.637
228	8/23/2021	2.265	2.798	2.539	2.465	10.066
229	8/23/2021	3.530	3.015	3.384	3.341	13.271
230	8/23/2021	0.919	0.902	0.868	0.864	3.553

Duke Energy Kentucky
Peak Time Rebate Pilot Program

Customer	Event	Baseline Usage Hour Ending				Total
		4:00	5:00	6:00	7:00	
231	8/23/2021	3.965	4.000	3.731	4.040	15.737
232	8/23/2021	1.626	1.814	2.524	2.178	8.143
233	8/23/2021	1.693	1.891	1.749	1.538	6.871
235	8/23/2021	1.083	1.034	1.451	1.225	4.793
236	8/23/2021	0.981	0.970	1.814	1.360	5.125
237	8/23/2021	2.803	2.453	2.819	2.915	10.989
238	8/23/2021	0.890	2.480	3.191	3.705	10.267
239	8/23/2021	1.956	2.287	2.877	3.100	10.220
240	8/23/2021	1.451	1.661	1.729	2.014	6.855
241	8/23/2021	1.402	1.254	1.116	1.153	4.925
242	8/23/2021	2.981	3.002	2.758	2.753	11.494
244	8/23/2021	1.257	0.926	1.028	1.204	4.415
245	8/23/2021	0.576	1.085	1.254	1.236	4.150
246	8/23/2021	2.636	2.073	1.947	1.986	8.643
247	8/23/2021	3.012	2.975	2.655	2.836	11.478
248	8/23/2021	0.820	0.602	0.580	0.641	2.643
249	8/23/2021	1.354	1.611	1.511	1.549	6.024
250	8/23/2021	1.380	1.301	1.302	1.451	5.433
251	8/23/2021	0.711	1.094	1.490	1.655	4.950
253	8/23/2021	1.929	2.399	2.026	2.506	8.860
254	8/23/2021	4.206	4.298	4.827	4.249	17.580
255	8/23/2021	0.717	2.979	3.279	2.668	9.643
256	8/23/2021	2.179	2.331	3.102	3.272	10.884
257	8/23/2021	1.160	1.069	1.336	1.584	5.149
258	8/23/2021	1.581	1.548	1.465	1.361	5.956
259	8/23/2021	3.223	3.170	3.500	3.664	13.557
260	8/23/2021	6.690	6.542	6.288	6.357	25.877
261	8/23/2021	3.575	3.638	3.383	3.451	14.047
262	8/23/2021	2.018	2.053	3.051	2.687	9.808
263	8/23/2021	0.374	0.374	0.408	0.328	1.484
264	8/23/2021	4.464	4.486	4.461	5.048	18.460
265	8/23/2021	3.546	3.672	3.446	3.214	13.878
266	8/23/2021	3.988	2.795	3.475	3.607	13.864
267	8/23/2021	0.999	1.297	1.137	2.519	5.951
268	8/23/2021	2.140	2.561	3.195	4.275	12.172
270	8/23/2021	2.087	1.965	2.546	2.527	9.125
271	8/23/2021	1.314	2.193	1.693	1.615	6.814
272	8/23/2021	0.876	1.132	0.579	0.661	3.247
274	8/23/2021	1.098	1.002	1.476	4.513	8.089
275	8/23/2021	5.817	5.558	5.641	5.607	22.623
276	8/23/2021	3.170	3.072	2.735	3.459	12.437
277	8/23/2021	1.884	1.792	2.201	1.991	7.867
278	8/23/2021	1.459	1.124	0.553	0.566	3.702
279	8/23/2021	3.448	2.910	3.600	3.718	13.676
280	8/23/2021	3.466	4.398	5.792	5.153	18.810
281	8/23/2021	3.669	2.748	3.848	3.939	14.204
282	8/23/2021	1.813	2.469	2.589	2.511	9.382
283	8/23/2021	2.463	2.177	2.372	3.031	10.043
284	8/23/2021	1.351	1.899	2.310	4.018	9.578
285	8/23/2021	2.627	2.905	2.730	3.054	11.318
286	8/23/2021	1.705	2.073	1.570	1.423	6.772
287	8/23/2021	1.574	1.497	1.517	1.664	6.252
288	8/23/2021	1.497	2.473	1.000	2.345	7.315
289	8/23/2021	1.567	1.578	1.603	1.601	6.350
290	8/23/2021	1.353	1.587	2.194	2.390	7.523
291	8/23/2021	1.928	1.996	2.067	2.047	8.037
292	8/23/2021	1.765	2.263	2.480	2.018	8.525
295	8/23/2021	1.524	3.783	3.597	3.170	12.074
296	8/23/2021	0.727	0.991	1.197	0.756	3.671
297	8/23/2021	3.088	3.406	2.666	2.257	11.418
298	8/23/2021	1.551	2.678	2.287	2.574	9.089
299	8/23/2021	2.474	2.555	2.717	2.936	10.682

Duke Energy Kentucky
Peak Time Rebate Pilot Program

Customer	Event	Baseline Usage Hour Ending				Total
		4:00	5:00	6:00	7:00	
300	8/23/2021	0.566	0.767	0.823	0.758	2.914
301	8/23/2021	1.964	2.079	2.354	2.714	9.110
302	8/23/2021	1.599	1.801	1.602	1.405	6.407
304	8/23/2021	1.531	1.672	2.190	1.910	7.302
305	8/23/2021	1.184	2.078	2.102	1.826	7.190
306	8/23/2021	2.829	2.728	2.912	3.605	12.073
307	8/23/2021	1.736	1.457	1.499	1.810	6.502
308	8/23/2021	0.477	0.874	0.899	0.882	3.132
310	8/23/2021	2.234	2.123	2.341	2.265	8.963
313	8/23/2021	2.762	2.967	3.065	3.099	11.892
314	8/23/2021	1.819	1.851	2.662	2.285	8.616
316	8/23/2021	2.606	2.279	3.586	3.803	12.275
317	8/23/2021	3.810	3.436	3.398	2.725	13.368
318	8/23/2021	2.166	2.819	3.143	3.468	11.596
319	8/23/2021	1.331	1.225	1.718	1.270	5.543
320	8/23/2021	3.251	3.191	3.162	3.119	12.724
322	8/23/2021	4.307	3.755	4.099	3.483	15.644
324	8/23/2021	4.265	4.154	4.750	4.880	18.049
325	8/23/2021	2.175	2.085	2.154	2.196	8.609
326	8/23/2021	5.501	6.846	7.069	6.253	25.669
327	8/23/2021	1.115	1.352	1.434	1.683	5.585
328	8/23/2021	1.831	1.590	1.390	1.321	6.132
329	8/23/2021	2.419	2.767	2.845	3.536	11.568
330	8/23/2021	2.934	3.803	4.009	4.161	14.908
331	8/23/2021	3.594	3.456	3.672	3.402	14.124
332	8/23/2021	2.332	2.837	2.873	3.525	11.567
333	8/23/2021	1.128	1.244	1.255	1.504	5.132
334	8/23/2021	3.662	3.508	3.574	3.576	14.320
336	8/23/2021	0.586	0.576	0.664	0.826	2.652
337	8/23/2021	1.475	1.481	1.901	1.806	6.663
338	8/23/2021	1.780	1.217	0.937	1.207	5.140
339	8/23/2021	3.259	2.965	2.915	3.439	12.577
340	8/23/2021	0.173	0.413	0.393	1.322	2.301
341	8/23/2021	1.431	2.603	2.492	2.113	8.639
342	8/23/2021	1.249	1.530	1.842	1.949	6.570
343	8/23/2021	1.333	1.493	1.580	1.968	6.374
344	8/23/2021	3.207	3.318	3.109	3.738	13.373
345	8/23/2021	1.415	1.047	2.084	2.420	6.966
346	8/23/2021	3.344	3.276	3.758	3.865	14.243
347	8/23/2021	4.074	4.313	4.476	4.191	17.055
348	8/23/2021	1.900	1.916	1.968	2.364	8.147
350	8/23/2021	1.846	2.379	2.794	4.024	11.042
351	8/23/2021	1.090	1.242	0.934	0.976	4.242
352	8/23/2021	0.654	0.685	1.294	1.829	4.463
353	8/23/2021	3.505	3.673	3.762	3.496	14.436
354	8/23/2021	2.646	3.071	3.322	2.351	11.390
355	8/23/2021	0.293	0.286	0.308	0.313	1.200
356	8/23/2021	1.812	2.470	2.739	2.137	9.157
357	8/23/2021	4.471	4.090	4.722	4.384	17.666
359	8/23/2021	2.324	2.773	3.206	2.890	11.192
360	8/23/2021	2.391	2.379	2.677	2.543	9.990
361	8/23/2021	1.927	1.910	1.927	1.769	7.533
362	8/23/2021	2.025	1.704	2.189	1.505	7.423
363	8/23/2021	2.304	3.283	3.661	4.535	13.783
364	8/23/2021	2.074	2.116	2.432	2.150	8.772
365	8/23/2021	0.783	0.633	0.562	0.644	2.623
366	8/23/2021	0.489	1.097	1.440	1.126	4.153
367	8/23/2021	1.174	1.626	1.804	1.619	6.223
368	8/23/2021	1.868	1.501	1.762	1.680	6.811
370	8/23/2021	2.057	3.396	3.191	2.333	10.977
371	8/23/2021	2.135	1.329	1.158	1.348	5.972
372	8/23/2021	2.160	2.663	2.972	2.765	10.560

Duke Energy Kentucky
Peak Time Rebate Pilot Program

Customer	Event	Baseline Usage Hour Ending				Total
		4:00	5:00	6:00	7:00	
374	8/23/2021	0.656	0.797	0.742	1.767	3.962
375	8/23/2021	5.315	5.201	4.988	5.126	20.629
376	8/23/2021	3.772	3.528	3.533	3.389	14.223
377	8/23/2021	3.003	3.143	3.599	3.722	13.468
378	8/23/2021	2.472	1.916	2.204	2.210	8.803
380	8/23/2021	0.672	0.782	0.743	0.848	3.045
381	8/23/2021	1.340	1.265	1.074	1.522	5.201
383	8/23/2021	1.393	2.815	3.692	3.555	11.455
384	8/23/2021	3.093	2.987	2.894	3.200	12.174
385	8/23/2021	0.725	0.689	0.821	1.022	3.256
386	8/23/2021	3.601	3.168	2.959	3.457	13.185
387	8/23/2021	2.524	2.376	2.471	2.544	9.915
388	8/23/2021	1.581	2.054	2.680	2.374	8.688
389	8/23/2021	1.334	2.195	2.980	3.718	10.227
390	8/23/2021	0.250	0.211	0.279	0.568	1.308
392	8/23/2021	2.558	2.617	2.269	3.686	11.130
393	8/23/2021	0.636	0.573	0.603	0.969	2.781
395	8/23/2021	0.468	0.378	0.327	0.331	1.504
396	8/23/2021	3.075	3.434	3.748	3.536	13.792
397	8/23/2021	5.186	5.806	5.161	4.209	20.361
398	8/23/2021	3.498	3.163	2.818	3.458	12.939
399	8/23/2021	3.659	3.720	3.837	3.771	14.987
400	8/23/2021	2.060	2.511	2.425	2.332	9.329
402	8/23/2021	1.038	1.115	1.432	1.896	5.481
403	8/23/2021	1.234	1.311	1.801	1.334	5.679
404	8/23/2021	5.391	5.462	5.556	5.276	21.685
405	8/23/2021	0.734	1.087	1.013	0.789	3.622
407	8/23/2021	3.410	3.225	2.961	3.745	13.342
408	8/23/2021	2.679	2.660	2.671	2.645	10.655
409	8/23/2021	0.270	0.364	0.407	0.814	1.855
410	8/23/2021	2.761	2.789	2.705	2.842	11.097
411	8/23/2021	1.741	3.276	3.532	4.225	12.774
412	8/23/2021	2.494	1.921	2.740	2.305	9.461
413	8/23/2021	1.669	2.366	2.979	3.509	10.523
414	8/23/2021	4.735	5.234	5.206	4.928	20.103
415	8/23/2021	1.537	1.493	1.524	1.080	5.634
416	8/23/2021	3.210	4.199	4.117	3.675	15.201
417	8/23/2021	2.660	2.736	2.814	2.911	11.121
418	8/23/2021	1.301	1.753	1.831	2.248	7.133
419	8/23/2021	4.189	3.971	4.426	4.406	16.993
420	8/23/2021	4.771	5.186	5.048	5.564	20.570
421	8/23/2021	1.464	1.508	1.431	1.371	5.774
422	8/23/2021	0.892	1.246	0.909	0.717	3.764
423	8/23/2021	3.776	4.306	4.085	4.177	16.344
424	8/23/2021	2.995	3.164	3.323	3.102	12.584
426	8/23/2021	0.730	0.897	1.290	2.426	5.344
427	8/23/2021	3.473	4.028	3.650	3.762	14.913
428	8/23/2021	0.690	0.871	0.883	1.275	3.720
429	8/23/2021	2.011	2.201	2.262	2.504	8.978
430	8/23/2021	4.082	4.018	3.648	3.435	15.183
431	8/23/2021	4.982	4.466	4.048	3.639	17.135
432	8/23/2021	2.715	2.522	2.528	2.950	10.715
433	8/23/2021	1.482	2.288	2.342	1.966	8.078
434	8/23/2021	6.107	6.454	6.198	6.341	25.099
435	8/23/2021	6.254	6.922	6.951	7.212	27.339
436	8/23/2021	1.448	1.929	2.128	1.728	7.233
437	8/23/2021	0.510	0.602	0.636	0.656	2.404
438	8/23/2021	1.383	1.440	1.320	1.980	6.123
439	8/23/2021	4.752	5.787	6.322	5.141	22.002
440	8/23/2021	2.371	2.726	3.878	3.758	12.733
441	8/23/2021	0.280	0.211	0.237	0.281	1.009
442	8/23/2021	2.791	2.725	3.743	3.608	12.867

Duke Energy Kentucky
Peak Time Rebate Pilot Program

Customer	Event	Baseline Usage Hour Ending				Total
		4:00	5:00	6:00	7:00	
443	8/23/2021	1.459	1.163	1.144	1.245	5.012
444	8/23/2021	4.102	4.164	4.284	4.436	16.986
445	8/23/2021	1.105	0.861	1.239	1.319	4.525
446	8/23/2021	1.053	1.160	1.002	0.845	4.060
447	8/23/2021	4.913	4.686	4.937	4.484	19.020
448	8/23/2021	3.597	3.448	3.308	3.015	13.368
449	8/23/2021	2.046	2.663	3.399	3.651	11.760
450	8/23/2021	0.889	0.910	0.982	0.752	3.534
451	8/23/2021	4.748	5.166	4.415	4.392	18.721
452	8/23/2021	3.321	3.255	3.276	3.425	13.277
456	8/23/2021	2.542	2.940	2.732	2.974	11.188
457	8/23/2021	2.787	3.286	3.124	3.467	12.663
458	8/23/2021	2.336	2.828	2.980	2.742	10.887
459	8/23/2021	2.489	3.495	3.482	3.127	12.593
460	8/23/2021	0.500	0.478	0.718	0.726	2.423
461	8/23/2021	2.170	2.474	2.317	2.077	9.039
463	8/23/2021	3.339	3.663	3.828	3.893	14.723
464	8/23/2021	2.012	1.840	1.966	1.940	7.758
465	8/23/2021	0.409	1.515	1.315	1.198	4.437
466	8/23/2021	2.698	3.179	2.731	3.156	11.765
467	8/23/2021	2.986	3.399	3.820	3.803	14.008
468	8/23/2021	0.561	0.561	0.605	0.731	2.458
470	8/23/2021	2.697	2.563	2.519	2.621	10.400
472	8/23/2021	3.146	3.408	3.469	4.018	14.041
474	8/23/2021	1.782	1.711	1.597	1.873	6.963
475	8/23/2021	0.247	0.363	0.311	0.297	1.218
476	8/23/2021	0.930	1.103	0.916	0.993	3.942
477	8/23/2021	1.129	1.231	1.232	0.896	4.488
478	8/23/2021	0.808	0.876	1.420	1.514	4.618
479	8/23/2021	2.455	2.780	3.405	3.388	12.028
480	8/23/2021	3.162	4.424	6.347	9.147	23.079
481	8/23/2021	4.338	4.051	4.554	5.289	18.232
482	8/23/2021	2.656	2.697	3.086	2.787	11.226
483	8/23/2021	0.717	0.893	0.868	0.675	3.153
484	8/23/2021	2.134	2.047	2.244	2.802	9.226
486	8/23/2021	4.361	3.972	3.532	4.511	16.375
487	8/23/2021	1.666	2.434	2.283	3.752	10.134
488	8/23/2021	2.616	2.714	2.944	2.846	11.119
489	8/23/2021	1.841	1.827	1.910	1.864	7.442
490	8/23/2021	2.240	2.167	2.114	2.026	8.546
491	8/23/2021	3.044	3.076	2.245	2.273	10.638
492	8/23/2021	2.754	2.945	3.284	3.348	12.331
493	8/23/2021	4.236	4.807	4.501	5.536	19.079
494	8/23/2021	1.789	1.981	2.368	2.163	8.302
495	8/23/2021	2.163	2.379	2.244	2.246	9.032
496	8/23/2021	0.419	0.696	0.701	0.671	2.487
497	8/23/2021	10.313	10.763	10.097	9.758	40.932
498	8/23/2021	0.355	0.283	0.247	0.295	1.180
499	8/23/2021	3.045	2.879	3.142	4.050	13.116
500	8/23/2021	0.855	1.049	0.892	0.736	3.532
501	8/23/2021	0.515	0.523	0.665	0.893	2.596
503	8/23/2021	3.477	3.684	3.162	3.880	14.203
505	8/23/2021	0.786	0.820	0.690	0.805	3.101
507	8/23/2021	3.298	4.241	4.012	4.282	15.833
508	8/23/2021	1.875	1.730	1.943	0.930	6.478
509	8/23/2021	2.725	2.267	2.315	3.530	10.836
510	8/23/2021	2.534	2.457	3.485	4.110	12.586
511	8/23/2021	3.363	3.517	3.580	3.215	13.675
512	8/23/2021	3.337	3.923	3.644	2.739	13.644
515	8/23/2021	2.217	2.544	3.026	3.233	11.020
516	8/23/2021	4.686	4.544	0.572	0.388	10.191
517	8/23/2021	0.349	0.667	0.984	0.455	2.455

Duke Energy Kentucky
Peak Time Rebate Pilot Program

Customer	Event	Baseline Usage Hour Ending				Total
		4:00	5:00	6:00	7:00	
518	8/23/2021	2.470	2.862	2.979	2.961	11.273
520	8/23/2021	6.466	6.026	7.726	7.118	27.337
521	8/23/2021	3.585	4.580	4.566	4.483	17.215
522	8/23/2021	1.377	1.108	1.621	1.434	5.540
523	8/23/2021	2.194	2.256	2.121	1.867	8.437
524	8/23/2021	2.815	1.980	2.330	3.287	10.413
526	8/23/2021	1.364	1.316	1.782	1.671	6.134
527	8/23/2021	1.721	1.721	2.158	1.892	7.492
528	8/23/2021	4.162	5.159	4.860	4.223	18.404
529	8/23/2021	3.558	3.361	3.105	3.823	13.846
530	8/23/2021	1.067	0.959	0.633	0.467	3.126
531	8/23/2021	2.097	2.353	2.679	2.475	9.604
532	8/23/2021	1.314	1.407	1.352	1.352	5.426
533	8/23/2021	0.548	0.615	0.435	0.457	2.055
534	8/23/2021	1.263	1.225	1.256	1.114	4.858
535	8/23/2021	2.440	3.047	2.788	3.424	11.699
536	8/23/2021	2.250	2.517	2.641	2.550	9.959
537	8/23/2021	1.570	1.966	1.414	1.190	6.140
538	8/23/2021	3.605	4.181	5.124	5.357	18.267
539	8/23/2021	1.883	1.639	2.037	2.424	7.984
540	8/23/2021	1.181	1.991	1.768	2.090	7.029
541	8/23/2021	0.514	0.588	0.523	0.584	2.209
542	8/23/2021	1.929	2.246	3.006	2.044	9.226
543	8/23/2021	3.842	3.890	3.702	3.670	15.104
544	8/23/2021	3.888	3.822	3.886	4.061	15.658
545	8/23/2021	2.299	2.770	2.745	2.719	10.533
546	8/23/2021	4.147	4.540	4.387	4.366	17.440
547	8/23/2021	2.741	2.117	2.502	3.203	10.563
548	8/23/2021	1.121	1.051	0.847	1.327	4.347
549	8/23/2021	0.086	0.232	0.510	0.676	1.503
550	8/23/2021	2.078	2.485	2.331	1.845	8.739
553	8/23/2021	1.194	1.695	1.400	1.069	5.358
554	8/23/2021	3.752	4.056	4.348	4.658	16.814
555	8/23/2021	3.701	3.943	4.124	4.455	16.223
556	8/23/2021	1.026	1.345	1.180	1.606	5.157
557	8/23/2021	2.329	3.231	4.449	4.608	14.618
558	8/23/2021	1.712	2.446	2.774	2.321	9.253
559	8/23/2021	4.082	4.423	4.406	4.018	16.929
560	8/23/2021	3.664	3.951	3.666	3.817	15.099
561	8/23/2021	1.758	1.734	2.113	1.818	7.424
562	8/23/2021	2.845	4.340	3.791	4.275	15.252
563	8/23/2021	1.719	1.724	1.824	1.641	6.908
565	8/23/2021	3.733	4.986	4.416	5.185	18.321
566	8/23/2021	1.489	1.722	1.531	1.484	6.226
568	8/23/2021	0.391	0.602	0.963	0.922	2.877
569	8/23/2021	0.964	1.208	1.187	1.536	4.894
570	8/23/2021	0.959	1.039	0.672	1.413	4.082
571	8/23/2021	2.585	2.527	2.432	2.666	10.210
572	8/23/2021	3.920	3.790	4.009	4.066	15.786
573	8/23/2021	0.790	0.822	0.960	0.936	3.508
574	8/23/2021	0.734	0.847	0.939	0.638	3.158
575	8/23/2021	3.511	5.237	5.599	4.419	18.767
576	8/23/2021	6.261	5.716	5.999	6.027	24.002
577	8/23/2021	0.960	1.039	1.308	1.360	4.667
578	8/23/2021	2.011	1.853	2.383	2.794	9.041
579	8/23/2021	2.252	3.528	3.924	5.125	14.828
580	8/23/2021	5.051	5.729	5.228	4.046	20.054
581	8/23/2021	3.949	4.166	4.152	3.977	16.244
582	8/23/2021	3.181	3.299	3.438	3.582	13.500
584	8/23/2021	1.115	1.342	1.226	0.886	4.569
585	8/23/2021	1.164	1.233	1.435	1.419	5.251
586	8/23/2021	4.934	5.141	5.425	4.979	20.478

Duke Energy Kentucky
Peak Time Rebate Pilot Program

Customer	Event	Baseline Usage Hour Ending				Total
		4:00	5:00	6:00	7:00	
587	8/23/2021	1.610	1.435	3.124	2.993	9.163
588	8/23/2021	3.675	3.334	4.586	5.266	16.861
589	8/23/2021	2.272	2.155	2.350	2.031	8.807
590	8/23/2021	0.988	1.077	1.110	1.144	4.319
591	8/23/2021	1.651	2.682	2.332	2.820	9.485
592	8/23/2021	1.192	1.728	2.060	1.563	6.543
593	8/23/2021	2.620	2.973	3.096	3.349	12.038
594	8/23/2021	1.905	1.861	1.991	1.659	7.416
595	8/23/2021	1.247	1.730	1.892	1.557	6.426
596	8/23/2021	0.387	0.535	1.003	0.982	2.908
597	8/23/2021	6.488	6.906	6.015	3.934	23.344
598	8/23/2021	1.777	2.537	2.422	2.229	8.965
599	8/23/2021	2.293	2.262	2.318	2.370	9.243
600	8/23/2021	2.812	2.948	2.863	2.307	10.930
601	8/23/2021	4.281	4.253	4.763	4.602	17.899
602	8/23/2021	1.733	2.017	2.194	3.634	9.578
603	8/23/2021	3.294	3.740	3.993	5.087	16.114
604	8/23/2021	0.894	1.377	1.930	1.352	5.552
605	8/23/2021	1.238	1.002	1.261	1.951	5.452
606	8/23/2021	0.198	0.174	0.413	0.194	0.979
608	8/23/2021	4.656	4.717	4.638	4.539	18.551
609	8/23/2021	0.323	0.320	0.419	0.217	1.278
610	8/23/2021	2.292	2.205	2.489	2.410	9.395
611	8/23/2021	2.120	2.203	3.183	3.898	11.405
612	8/23/2021	1.808	1.847	2.036	1.996	7.688
613	8/23/2021	2.516	2.233	2.989	3.172	10.910
614	8/23/2021	3.460	3.239	3.323	3.600	13.623
615	8/23/2021	2.266	1.970	2.052	2.427	8.716
616	8/23/2021	1.074	1.114	0.951	1.366	4.505
617	8/23/2021	2.046	2.077	2.490	2.287	8.900
618	8/23/2021	1.088	1.155	0.966	1.528	4.737
619	8/23/2021	0.703	0.777	1.691	1.664	4.835
620	8/23/2021	1.427	1.310	1.476	1.294	5.507
621	8/23/2021	4.337	3.724	4.490	3.928	16.480
622	8/23/2021	1.896	1.909	2.312	2.274	8.392
623	8/23/2021	3.395	2.941	2.637	2.714	11.687
624	8/23/2021	1.786	1.788	1.852	1.908	7.334
625	8/23/2021	1.394	1.262	1.519	1.336	5.511
626	8/23/2021	1.249	1.290	1.185	0.837	4.561
627	8/23/2021	2.143	2.312	2.130	2.269	8.854
628	8/23/2021	2.332	2.085	2.628	2.569	9.614
629	8/23/2021	2.610	3.001	2.306	2.000	9.917
630	8/23/2021	2.236	2.633	2.497	2.230	9.596
631	8/23/2021	2.669	3.118	2.262	3.187	11.236
632	8/23/2021	0.331	0.395	0.488	0.576	1.790
633	8/23/2021	0.902	1.159	0.978	1.068	4.107
634	8/23/2021	3.216	3.001	3.224	3.224	12.665
635	8/23/2021	3.462	3.291	3.675	3.275	13.703
636	8/23/2021	2.615	2.227	2.155	2.178	9.175
639	8/23/2021	2.224	2.247	2.010	2.097	8.579
640	8/23/2021	1.367	1.217	1.682	1.094	5.359
641	8/23/2021	4.552	4.757	5.868	5.743	20.920
642	8/23/2021	0.376	0.520	0.465	0.829	2.190
644	8/23/2021	4.686	5.006	4.669	4.255	18.616
645	8/23/2021	0.710	0.894	0.989	1.332	3.925
646	8/23/2021	1.894	2.346	2.763	2.964	9.967
647	8/23/2021	2.597	2.698	2.550	2.529	10.374
648	8/23/2021	2.816	2.702	2.719	2.843	11.079
649	8/23/2021	1.917	1.888	2.077	1.756	7.638
650	8/23/2021	3.167	3.074	3.216	3.306	12.763
651	8/23/2021	7.375	7.303	6.811	6.379	27.867
652	8/23/2021	1.083	1.225	2.190	1.408	5.905

Duke Energy Kentucky
Peak Time Rebate Pilot Program

Customer	Event	Baseline Usage Hour Ending				Total
		4:00	5:00	6:00	7:00	
653	8/23/2021	1.234	1.184	1.338	1.716	5.472
654	8/23/2021	0.727	0.694	0.791	0.898	3.111
655	8/23/2021	0.650	0.508	0.466	0.341	1.965
657	8/23/2021	0.502	0.595	0.600	0.619	2.316
658	8/23/2021	7.082	7.404	7.932	7.415	29.833
659	8/23/2021	1.664	1.504	1.814	2.266	7.249
660	8/23/2021	2.251	2.541	2.074	2.088	8.953
661	8/23/2021	1.217	1.037	1.139	1.049	4.442
662	8/23/2021	1.218	1.079	1.106	1.242	4.645
663	8/23/2021	2.232	2.431	2.437	2.400	9.501
665	8/23/2021	1.185	1.011	0.975	0.887	4.058
666	8/23/2021	3.716	4.247	3.570	3.540	15.072
667	8/23/2021	2.291	2.736	2.519	2.408	9.954
668	8/23/2021	5.319	5.106	5.038	4.850	20.314
669	8/23/2021	2.665	2.794	3.735	3.546	12.740
670	8/23/2021	1.480	1.688	1.869	1.896	6.933
672	8/23/2021	1.653	2.334	1.972	1.674	7.633
673	8/23/2021	0.781	0.697	1.655	3.039	6.173
674	8/23/2021	4.022	4.109	4.125	3.474	15.729
675	8/23/2021	1.824	2.000	3.291	2.565	9.679
676	8/23/2021	3.671	2.824	4.248	3.517	14.260
677	8/23/2021	4.221	4.206	4.238	4.157	16.821
678	8/23/2021	3.965	3.828	3.501	3.557	14.851
679	8/23/2021	2.875	2.976	2.867	2.912	11.631
680	8/23/2021	1.083	1.142	1.281	1.526	5.032
681	8/23/2021	1.936	1.894	2.036	1.849	7.716
682	8/23/2021	2.747	4.394	4.443	4.624	16.209
683	8/23/2021	2.216	2.154	2.054	2.002	8.426
685	8/23/2021	3.287	3.657	3.681	3.285	13.909
686	8/23/2021	4.003	4.800	4.907	4.371	18.082
687	8/23/2021	2.029	2.093	2.463	2.978	9.564
688	8/23/2021	3.036	3.201	3.159	3.397	12.793
689	8/23/2021	0.004	0.464	0.121	0.004	0.593
690	8/23/2021	2.440	2.661	3.360	3.671	12.132
691	8/23/2021	0.648	0.708	0.659	0.713	2.728
692	8/23/2021	3.284	2.451	2.516	2.842	11.093
693	8/23/2021	2.788	2.682	3.329	2.954	11.752
694	8/23/2021	1.430	1.348	1.352	1.429	5.558
695	8/23/2021	3.733	3.378	3.717	3.518	14.345
696	8/23/2021	0.438	0.406	0.452	0.567	1.863
697	8/23/2021	0.436	0.511	0.586	0.647	2.180
698	8/23/2021	1.374	0.927	1.451	1.493	5.244
699	8/23/2021	1.542	1.082	1.055	2.122	5.800
700	8/23/2021	2.062	1.668	2.301	2.118	8.149
701	8/23/2021	5.628	5.975	6.396	5.966	23.964
703	8/23/2021	1.981	2.077	2.367	2.959	9.383
704	8/23/2021	1.155	1.096	0.993	0.911	4.155
705	8/23/2021	2.882	2.851	3.021	3.201	11.955
706	8/23/2021	0.100	0.125	0.102	0.175	0.502
707	8/23/2021	2.286	2.820	3.886	3.722	12.714
708	8/23/2021	0.807	0.689	0.522	1.090	3.108
709	8/23/2021	1.738	2.094	2.480	2.805	9.117
710	8/23/2021	1.160	2.363	3.207	3.316	10.047
711	8/23/2021	3.633	3.622	3.724	4.808	15.787
712	8/23/2021	1.641	1.458	1.640	1.971	6.709
713	8/23/2021	2.587	2.435	2.562	3.413	10.998
714	8/23/2021	2.528	2.421	2.292	2.199	9.440
715	8/23/2021	0.840	0.760	1.470	1.034	4.104
716	8/23/2021	2.100	2.088	2.056	1.839	8.082
719	8/23/2021	3.715	3.641	2.718	2.911	12.984
720	8/23/2021	1.732	1.664	1.595	2.531	7.521
721	8/23/2021	1.088	1.091	1.108	1.112	4.400

Duke Energy Kentucky
Peak Time Rebate Pilot Program

Customer	Event	Baseline Usage Hour Ending				Total
		4:00	5:00	6:00	7:00	
722	8/23/2021	2.489	2.627	2.866	3.204	11.186
724	8/23/2021	2.091	2.607	1.733	1.803	8.235
725	8/23/2021	0.149	0.158	0.169	0.203	0.679
728	8/23/2021	1.860	2.020	2.216	2.116	8.213
729	8/23/2021	1.886	1.800	1.958	1.932	7.575
730	8/23/2021	2.185	2.384	2.499	2.696	9.764
731	8/23/2021	0.505	0.435	0.518	0.622	2.079
732	8/23/2021	4.941	5.494	5.502	6.266	22.203
733	8/23/2021	1.891	1.907	1.823	1.831	7.451
734	8/23/2021	1.094	1.528	1.800	1.977	6.399
737	8/23/2021	3.117	2.601	1.957	1.784	9.459
738	8/23/2021	1.043	0.934	1.355	1.620	4.952
739	8/23/2021	2.036	2.170	2.185	2.212	8.603
740	8/23/2021	2.233	1.531	1.840	1.696	7.299
743	8/23/2021	1.533	1.376	1.391	1.391	5.692
744	8/23/2021	0.729	0.795	0.817	0.817	3.159
745	8/23/2021	2.660	3.106	3.103	3.063	11.932
746	8/23/2021	4.267	4.628	4.498	3.900	17.294
747	8/23/2021	1.857	1.520	1.246	1.604	6.227
748	8/23/2021	4.866	5.269	5.451	6.762	22.348
749	8/23/2021	0.441	0.293	0.455	0.339	1.528
751	8/23/2021	2.713	2.815	2.889	3.128	11.545
752	8/23/2021	5.012	5.454	6.425	7.031	23.921
753	8/23/2021	2.314	2.375	2.175	2.169	9.033
754	8/23/2021	4.250	4.067	3.709	4.273	16.299
755	8/23/2021	3.046	3.164	3.082	2.911	12.204
756	8/23/2021	1.293	0.718	1.041	0.887	3.940
757	8/23/2021	4.596	3.506	2.456	2.421	12.979
758	8/23/2021	4.689	5.200	5.671	5.175	20.735
759	8/23/2021	1.708	1.695	1.606	1.900	6.908
760	8/23/2021	2.093	1.979	2.038	1.831	7.940
761	8/23/2021	2.898	3.798	4.035	4.661	15.392
762	8/23/2021	0.799	1.351	1.198	1.512	4.860
763	8/23/2021	1.031	1.191	1.161	1.160	4.542
764	8/23/2021	3.669	3.304	3.097	3.002	13.072
765	8/23/2021	3.245	3.209	2.724	3.648	12.825
766	8/23/2021	1.947	1.870	1.842	1.853	7.512
767	8/23/2021	1.216	1.192	1.123	1.104	4.634
768	8/23/2021	1.740	1.581	1.699	1.314	6.334
769	8/23/2021	4.353	4.538	4.742	4.052	17.685
771	8/23/2021	0.959	0.931	0.687	0.760	3.337
772	8/23/2021	0.942	0.909	1.032	0.873	3.755
773	8/23/2021	0.946	1.130	0.923	0.995	3.994
774	8/23/2021	2.489	2.158	1.888	2.026	8.562
775	8/23/2021	0.621	0.891	1.554	1.187	4.254
776	8/23/2021	3.001	3.088	2.983	3.005	12.077
777	8/23/2021	4.200	4.327	4.047	4.128	16.702
778	8/23/2021	1.246	1.198	1.441	1.449	5.334
779	8/23/2021	2.341	2.566	2.738	2.705	10.351
780	8/23/2021	0.552	0.516	0.610	0.802	2.480
781	8/23/2021	3.245	3.584	3.099	3.014	12.941
782	8/23/2021	2.609	2.459	2.791	3.115	10.974
783	8/23/2021	2.078	1.993	1.641	1.707	7.418
784	8/23/2021	1.588	1.453	1.288	1.229	5.558
785	8/23/2021	3.967	4.282	4.068	4.897	17.214
787	8/23/2021	1.309	1.066	1.137	1.109	4.621
789	8/23/2021	2.589	2.810	3.202	4.084	12.685
790	8/23/2021	0.925	1.435	0.880	1.300	4.540
793	8/23/2021	1.861	1.940	2.054	2.155	8.011
794	8/23/2021	2.984	3.393	3.260	3.701	13.338
796	8/23/2021	1.601	0.965	1.257	1.602	5.426
797	8/23/2021	0.117	0.084	0.227	0.413	0.841

Duke Energy Kentucky
Peak Time Rebate Pilot Program

Customer	Event	Baseline Usage Hour Ending				Total
		4:00	5:00	6:00	7:00	
798	8/23/2021	0.935	0.852	0.900	0.899	3.586
799	8/23/2021	1.394	1.271	1.055	1.594	5.314
800	8/23/2021	1.430	1.517	1.473	1.565	5.985
802	8/23/2021	2.122	2.449	2.715	2.828	10.113
805	8/23/2021	2.471	1.988	2.559	2.575	9.593
810	8/23/2021	2.485	2.219	2.439	2.302	9.445
813	8/23/2021	1.759	2.159	2.151	2.897	8.965
814	8/23/2021	1.466	1.973	1.778	1.759	6.975
815	8/23/2021	3.291	2.655	2.751	2.678	11.374
816	8/23/2021	4.152	3.858	5.165	5.592	18.767
817	8/23/2021	3.282	3.647	3.501	2.156	12.586
818	8/23/2021	4.389	4.301	4.444	4.141	17.274
819	8/23/2021	1.769	1.994	1.336	1.457	6.557
820	8/23/2021	1.276	1.261	1.263	1.253	5.053
822	8/23/2021	3.390	3.482	3.443	2.944	13.260
823	8/23/2021	0.889	1.121	1.115	1.596	4.721
824	8/23/2021	3.337	3.046	3.492	3.122	12.997
825	8/23/2021	2.953	2.884	3.096	3.412	12.344
826	8/23/2021	2.022	2.172	2.436	2.598	9.228
827	8/23/2021	1.959	1.695	1.566	1.717	6.937
828	8/23/2021	1.912	2.229	2.049	2.614	8.804
829	8/23/2021	3.414	3.452	3.417	3.469	13.751
830	8/23/2021	2.804	2.871	3.432	4.736	13.844
831	8/23/2021	1.844	2.095	2.211	2.314	8.464
832	8/23/2021	1.234	1.298	1.371	1.440	5.343
833	8/23/2021	2.607	3.251	3.062	3.232	12.153
834	8/23/2021	0.306	0.331	0.332	0.506	1.475
835	8/23/2021	4.888	4.843	4.377	4.348	18.456
836	8/23/2021	2.235	2.464	2.232	2.123	9.053
837	8/23/2021	2.693	2.668	2.514	2.288	10.164
838	8/23/2021	1.775	1.758	1.955	1.927	7.416
839	8/23/2021	2.817	3.633	3.977	4.213	14.639
840	8/23/2021	4.083	3.938	3.848	3.793	15.663
841	8/23/2021	3.160	2.773	3.446	2.798	12.177
843	8/23/2021	2.800	3.053	2.646	2.663	11.161
844	8/23/2021	1.275	1.309	1.093	1.064	4.742
845	8/23/2021	2.022	1.688	1.718	1.625	7.052
846	8/23/2021	0.479	0.360	0.419	0.354	1.612
847	8/23/2021	4.451	5.121	4.675	4.381	18.628
848	8/23/2021	0.395	0.699	0.764	0.875	2.734
849	8/23/2021	1.806	2.592	3.331	3.547	11.277
851	8/23/2021	2.097	2.487	2.913	3.642	11.140
852	8/23/2021	0.727	0.687	1.005	1.552	3.971
853	8/23/2021	0.611	0.620	0.662	0.629	2.522
854	8/23/2021	2.266	2.085	2.005	1.950	8.305
855	8/23/2021	1.195	1.310	1.464	1.231	5.200
856	8/23/2021	5.041	5.888	4.760	4.706	20.395
857	8/23/2021	0.090	0.185	0.253	0.163	0.691
858	8/23/2021	2.987	3.093	3.212	3.219	12.511
859	8/23/2021	4.449	4.585	4.611	5.139	18.784
861	8/23/2021	0.675	0.703	0.674	0.698	2.751
862	8/23/2021	0.568	0.650	1.282	2.309	4.808
863	8/23/2021	0.273	0.376	0.363	0.888	1.901
864	8/23/2021	2.942	3.408	3.339	3.393	13.083
865	8/23/2021	6.362	6.574	6.373	6.330	25.639
866	8/23/2021	0.542	0.585	0.525	0.226	1.878
867	8/23/2021	6.612	5.655	5.048	3.724	21.040
868	8/23/2021	4.282	4.128	4.021	4.664	17.096
869	8/23/2021	3.272	3.911	4.102	4.038	15.323
870	8/23/2021	0.531	0.500	0.840	0.922	2.793
871	8/23/2021	1.294	1.312	1.051	1.136	4.794
872	8/23/2021	2.858	2.128	2.560	2.386	9.932

Duke Energy Kentucky
Peak Time Rebate Pilot Program

Customer	Event	Baseline Usage Hour Ending				Total
		4:00	5:00	6:00	7:00	
873	8/23/2021	0.912	0.798	0.949	0.983	3.642
874	8/23/2021	3.212	4.865	4.669	5.262	18.009
875	8/23/2021	1.862	2.741	2.176	2.138	8.917
876	8/23/2021	0.706	0.650	0.772	1.825	3.954
877	8/23/2021	3.595	3.538	3.998	3.638	14.768
879	8/23/2021	0.609	0.842	1.289	1.416	4.156
880	8/23/2021	1.101	0.978	0.871	0.668	3.618
881	8/23/2021	2.809	2.720	2.617	2.727	10.873
882	8/23/2021	1.331	1.263	1.753	2.083	6.430
883	8/23/2021	4.239	4.129	4.065	4.062	16.495
884	8/23/2021	2.778	1.184	1.411	3.259	8.632
885	8/23/2021	1.439	1.516	1.328	1.095	5.378
886	8/23/2021	2.256	2.359	2.574	2.808	9.996
887	8/23/2021	1.638	1.549	1.947	2.434	7.568
888	8/23/2021	1.062	0.934	0.838	0.854	3.687
889	8/23/2021	2.469	2.620	2.600	2.566	10.255
890	8/23/2021	3.099	3.173	2.932	3.001	12.206
891	8/23/2021	3.668	3.351	2.970	3.245	13.234
892	8/23/2021	2.335	1.751	2.239	1.953	8.278
893	8/23/2021	0.968	1.226	1.179	0.908	4.281
894	8/23/2021	2.788	2.619	2.472	3.057	10.936
895	8/23/2021	0.507	0.510	0.444	0.453	1.914
896	8/23/2021	0.808	0.685	0.947	1.174	3.614
898	8/23/2021	0.381	2.068	2.557	2.240	7.246
899	8/23/2021	1.680	2.242	2.097	2.530	8.549
2	8/24/2021	0.646	0.990	1.570	1.494	4.700
3	8/24/2021	1.810	2.234	3.647	3.450	11.141
4	8/24/2021	2.487	2.789	2.781	2.985	11.042
5	8/24/2021	0.833	0.711	0.900	0.716	3.160
6	8/24/2021	2.738	3.596	3.726	3.074	13.133
7	8/24/2021	1.214	1.780	2.039	1.648	6.681
8	8/24/2021	2.826	3.691	3.611	4.104	14.232
11	8/24/2021	2.964	3.912	4.610	4.001	15.487
12	8/24/2021	2.723	3.277	3.142	3.948	13.090
13	8/24/2021	0.777	1.427	2.221	3.132	7.558
14	8/24/2021	1.884	2.269	2.451	1.723	8.327
15	8/24/2021	2.951	2.723	2.649	2.400	10.724
16	8/24/2021	1.694	2.059	2.333	2.334	8.420
17	8/24/2021	0.103	0.063	0.071	0.066	0.303
18	8/24/2021	2.430	2.238	2.028	2.199	8.895
19	8/24/2021	0.938	1.213	1.347	1.391	4.889
20	8/24/2021	2.016	2.407	2.779	2.597	9.798
21	8/24/2021	2.608	2.834	2.731	2.289	10.461
22	8/24/2021	4.602	5.379	5.831	5.649	21.461
23	8/24/2021	4.264	4.895	5.197	5.041	19.397
24	8/24/2021	1.764	2.225	2.712	2.461	9.162
25	8/24/2021	2.909	2.284	2.311	2.404	9.908
27	8/24/2021	6.124	6.594	7.899	7.584	28.202
28	8/24/2021	2.443	2.207	2.822	3.155	10.626
29	8/24/2021	1.504	1.314	1.155	1.091	5.063
30	8/24/2021	1.208	1.096	2.065	2.039	6.408
32	8/24/2021	1.854	2.157	1.879	1.328	7.219
34	8/24/2021	1.928	2.503	2.126	2.591	9.148
35	8/24/2021	0.556	0.514	0.618	0.929	2.617
36	8/24/2021	3.362	3.093	3.301	3.292	13.048
38	8/24/2021	2.471	2.970	2.553	2.676	10.670
39	8/24/2021	2.948	2.738	2.821	2.452	10.960
42	8/24/2021	1.675	1.541	2.034	1.711	6.961
43	8/24/2021	2.140	2.353	2.230	2.120	8.842
44	8/24/2021	1.623	1.785	1.629	1.644	6.681
46	8/24/2021	4.216	4.012	3.412	4.149	15.789

Duke Energy Kentucky
 Peak Time Rebate Pilot Program

Customer	Event	Baseline Usage Hour Ending				Total
		4:00	5:00	6:00	7:00	
47	8/24/2021	3.689	4.239	4.353	3.297	15.578
48	8/24/2021	2.587	2.144	2.635	2.663	10.028
49	8/24/2021	5.074	4.384	4.162	3.905	17.524
50	8/24/2021	0.177	0.139	0.226	0.278	0.819
52	8/24/2021	2.954	2.376	2.529	3.141	11.001
53	8/24/2021	0.776	0.541	0.498	0.640	2.454
54	8/24/2021	2.640	3.835	5.851	5.967	18.294
55	8/24/2021	1.286	1.061	0.933	1.127	4.407
57	8/24/2021	2.204	2.180	2.651	2.273	9.307
58	8/24/2021	1.712	1.703	1.819	1.850	7.083
59	8/24/2021	1.482	1.461	1.441	1.607	5.991
60	8/24/2021	0.140	0.268	0.520	1.000	1.927
61	8/24/2021	2.011	2.472	2.602	2.208	9.293
62	8/24/2021	2.440	2.465	2.816	2.812	10.534
64	8/24/2021	3.856	3.800	4.119	4.077	15.852
65	8/24/2021	1.723	2.114	3.090	3.772	10.698
66	8/24/2021	2.187	2.315	3.519	3.027	11.048
67	8/24/2021	1.756	2.075	2.688	2.584	9.103
68	8/24/2021	2.137	2.372	2.449	2.526	9.484
70	8/24/2021	0.269	0.513	1.604	2.031	4.416
71	8/24/2021	1.805	1.814	1.929	2.010	7.558
73	8/24/2021	1.794	1.652	1.672	1.901	7.019
74	8/24/2021	1.374	1.264	1.433	2.306	6.378
76	8/24/2021	2.096	1.611	1.339	1.383	6.428
77	8/24/2021	1.788	2.102	3.654	2.742	10.287
78	8/24/2021	5.807	6.070	5.712	5.180	22.769
79	8/24/2021	2.151	2.120	2.341	2.396	9.008
80	8/24/2021	2.735	2.647	2.243	2.809	10.435
81	8/24/2021	2.435	2.146	2.427	2.372	9.381
82	8/24/2021	1.893	1.421	1.534	1.658	6.506
83	8/24/2021	4.473	4.765	4.866	4.634	18.738
84	8/24/2021	0.921	1.299	1.136	1.345	4.701
85	8/24/2021	1.169	3.127	2.403	2.343	9.042
86	8/24/2021	3.359	3.290	3.558	3.151	13.358
88	8/24/2021	3.049	3.078	3.174	3.063	12.364
89	8/24/2021	4.516	4.487	5.290	4.870	19.163
90	8/24/2021	2.216	2.112	1.993	2.015	8.336
91	8/24/2021	3.366	3.910	4.048	3.896	15.220
92	8/24/2021	2.101	2.446	3.107	3.321	10.975
94	8/24/2021	2.506	2.940	3.626	2.393	11.465
95	8/24/2021	0.966	1.413	1.740	1.396	5.515
97	8/24/2021	2.761	2.763	3.149	3.306	11.978
98	8/24/2021	2.764	2.608	3.893	3.617	12.883
99	8/24/2021	3.224	3.152	3.096	2.989	12.460
100	8/24/2021	4.161	4.005	3.277	3.102	14.545
101	8/24/2021	4.588	5.614	5.189	4.864	20.255
102	8/24/2021	1.305	1.336	1.143	1.093	4.877
103	8/24/2021	2.014	1.917	2.214	2.171	8.316
104	8/24/2021	1.192	2.314	2.996	4.083	10.585
105	8/24/2021	7.621	7.767	8.626	8.328	32.343
106	8/24/2021	3.593	3.413	3.436	3.734	14.176
107	8/24/2021	3.387	3.885	3.337	3.199	13.808
108	8/24/2021	1.436	1.228	1.084	1.152	4.900
109	8/24/2021	1.259	1.263	1.301	1.422	5.245
110	8/24/2021	3.162	3.893	4.043	3.953	15.050
111	8/24/2021	1.172	1.272	1.201	1.591	5.235
113	8/24/2021	1.250	1.442	1.206	1.299	5.196
114	8/24/2021	2.669	2.661	2.681	2.650	10.662
115	8/24/2021	2.089	2.506	2.378	2.013	8.986
117	8/24/2021	0.977	0.910	1.150	0.927	3.965
118	8/24/2021	1.936	1.536	1.902	1.903	7.277
120	8/24/2021	2.184	2.396	3.021	1.704	9.304

Duke Energy Kentucky
Peak Time Rebate Pilot Program

Customer	Event	Baseline Usage Hour Ending				Total
		4:00	5:00	6:00	7:00	
121	8/24/2021	1.327	1.748	2.118	2.697	7.889
122	8/24/2021	5.036	5.159	4.773	4.519	19.487
123	8/24/2021	1.717	1.849	1.993	1.939	7.498
126	8/24/2021	1.303	0.559	0.664	0.397	2.923
127	8/24/2021	2.349	1.928	2.865	2.556	9.697
128	8/24/2021	3.802	3.782	3.513	3.482	14.579
129	8/24/2021	3.878	3.903	4.199	4.264	16.245
130	8/24/2021	2.147	2.507	1.968	2.011	8.633
131	8/24/2021	4.651	4.436	4.751	4.450	18.287
132	8/24/2021	2.282	3.171	3.060	3.456	11.969
135	8/24/2021	1.479	2.027	2.038	1.855	7.399
136	8/24/2021	3.880	3.453	3.920	3.361	14.614
138	8/24/2021	3.413	3.405	3.644	3.509	13.970
139	8/24/2021	4.277	4.042	4.206	4.061	16.586
140	8/24/2021	4.007	3.756	4.235	3.635	15.633
141	8/24/2021	0.927	0.806	1.142	0.986	3.862
142	8/24/2021	2.622	2.635	3.153	3.014	11.425
146	8/24/2021	3.848	3.612	3.569	3.345	14.374
147	8/24/2021	1.683	2.311	2.433	2.023	8.451
148	8/24/2021	2.811	3.563	3.745	3.381	13.500
149	8/24/2021	2.665	2.724	2.954	3.061	11.404
150	8/24/2021	2.860	2.794	2.935	2.715	11.304
151	8/24/2021	4.129	4.595	5.171	5.354	19.249
152	8/24/2021	3.941	3.916	3.907	3.976	15.739
153	8/24/2021	0.830	1.081	1.593	1.849	5.352
154	8/24/2021	2.770	2.727	3.274	2.978	11.749
155	8/24/2021	1.001	0.774	0.848	1.256	3.880
156	8/24/2021	0.247	0.237	0.383	0.453	1.320
158	8/24/2021	0.974	1.044	1.038	1.084	4.140
160	8/24/2021	0.532	1.220	0.668	1.005	3.425
161	8/24/2021	2.032	2.265	2.080	1.901	8.277
162	8/24/2021	0.524	0.750	1.158	2.337	4.769
164	8/24/2021	4.444	4.632	4.594	4.949	18.618
165	8/24/2021	0.260	0.256	0.247	0.257	1.020
166	8/24/2021	3.128	3.382	2.795	2.713	12.018
167	8/24/2021	1.801	1.335	1.867	1.215	6.219
168	8/24/2021	5.773	5.731	6.295	6.144	23.942
170	8/24/2021	1.416	1.548	1.560	2.097	6.621
171	8/24/2021	4.033	3.985	3.875	3.756	15.649
172	8/24/2021	4.042	4.637	4.943	4.451	18.073
173	8/24/2021	5.307	5.048	5.032	4.735	20.122
174	8/24/2021	2.466	2.203	2.995	2.428	10.092
175	8/24/2021	1.667	1.811	1.932	1.848	7.258
177	8/24/2021	2.744	2.684	2.844	3.032	11.304
178	8/24/2021	3.759	3.633	4.228	4.116	15.736
180	8/24/2021	6.822	7.544	7.485	5.914	27.766
181	8/24/2021	1.385	1.414	1.543	1.825	6.167
182	8/24/2021	0.484	0.196	0.552	0.644	1.876
184	8/24/2021	2.737	2.598	2.726	3.191	11.251
185	8/24/2021	0.848	0.927	2.210	2.111	6.096
187	8/24/2021	4.028	3.994	3.331	2.888	14.241
188	8/24/2021	2.788	2.975	3.137	4.011	12.912
190	8/24/2021	0.910	0.997	1.598	1.224	4.730
191	8/24/2021	2.410	2.194	1.690	1.821	8.114
192	8/24/2021	2.208	2.677	3.126	2.491	10.502
194	8/24/2021	2.215	2.467	2.418	2.422	9.522
195	8/24/2021	2.442	2.122	4.316	3.659	12.539
196	8/24/2021	2.545	3.332	4.144	4.073	14.095
197	8/24/2021	0.584	0.611	0.763	1.624	3.582
198	8/24/2021	2.484	2.355	2.290	2.105	9.234
200	8/24/2021	3.115	2.787	3.081	3.033	12.016
202	8/24/2021	1.471	1.922	2.148	2.001	7.541

Duke Energy Kentucky
Peak Time Rebate Pilot Program

Customer	Event	Baseline Usage Hour Ending				Total
		4:00	5:00	6:00	7:00	
203	8/24/2021	2.796	2.209	1.834	1.831	8.670
204	8/24/2021	2.083	2.294	3.378	2.603	10.359
205	8/24/2021	3.705	4.308	3.975	4.338	16.325
206	8/24/2021	0.203	0.177	0.175	0.305	0.860
207	8/24/2021	1.096	1.107	1.252	1.319	4.774
208	8/24/2021	3.849	4.283	3.974	4.268	16.374
209	8/24/2021	2.002	2.229	2.243	2.316	8.790
210	8/24/2021	1.784	2.590	3.328	3.596	11.298
211	8/24/2021	1.475	1.851	1.471	1.745	6.542
212	8/24/2021	3.886	4.167	4.192	4.362	16.606
213	8/24/2021	0.992	0.979	1.012	0.912	3.895
214	8/24/2021	0.289	2.354	3.218	2.516	8.378
215	8/24/2021	1.067	1.309	1.000	1.126	4.502
217	8/24/2021	2.490	2.516	2.078	2.376	9.460
218	8/24/2021	2.258	2.462	2.708	3.055	10.483
219	8/24/2021	2.907	2.982	3.069	3.079	12.037
220	8/24/2021	1.725	2.725	3.285	2.544	10.279
221	8/24/2021	2.449	2.522	3.040	2.845	10.855
222	8/24/2021	2.163	2.132	2.243	2.371	8.908
223	8/24/2021	4.377	4.494	3.751	3.818	16.441
225	8/24/2021	4.483	4.602	4.739	4.522	18.345
226	8/24/2021	5.373	6.579	6.141	5.973	24.067
227	8/24/2021	2.189	2.772	2.949	2.764	10.674
228	8/24/2021	2.265	2.798	2.594	2.465	10.122
229	8/24/2021	3.530	3.015	3.444	3.341	13.330
230	8/24/2021	0.919	0.902	0.885	0.864	3.570
231	8/24/2021	3.965	4.000	3.773	4.040	15.779
232	8/24/2021	1.626	1.814	2.572	2.178	8.190
233	8/24/2021	1.693	1.891	1.788	1.538	6.910
235	8/24/2021	1.083	1.034	1.451	1.225	4.793
236	8/24/2021	0.981	0.970	1.814	1.360	5.125
237	8/24/2021	2.803	2.453	2.888	2.915	11.059
238	8/24/2021	0.890	2.480	3.231	3.705	10.306
239	8/24/2021	1.956	2.287	2.918	3.100	10.261
240	8/24/2021	1.451	1.661	1.752	2.014	6.879
241	8/24/2021	1.402	1.254	1.149	1.153	4.958
242	8/24/2021	2.981	3.002	2.785	2.753	11.521
244	8/24/2021	1.257	0.926	1.056	1.204	4.443
245	8/24/2021	0.576	1.085	1.261	1.236	4.158
246	8/24/2021	2.636	2.073	1.963	1.986	8.659
247	8/24/2021	3.012	2.975	2.695	2.836	11.519
248	8/24/2021	0.820	0.602	0.624	0.641	2.687
249	8/24/2021	1.354	1.611	1.555	1.549	6.068
250	8/24/2021	1.380	1.301	1.331	1.451	5.462
251	8/24/2021	0.711	1.094	1.490	1.655	4.950
253	8/24/2021	1.929	2.399	2.051	2.506	8.885
254	8/24/2021	4.206	4.298	4.936	4.249	17.689
255	8/24/2021	0.717	2.979	3.359	2.668	9.723
256	8/24/2021	2.179	2.331	3.168	3.272	10.951
257	8/24/2021	1.160	1.069	1.356	1.584	5.169
258	8/24/2021	1.581	1.548	1.492	1.361	5.983
259	8/24/2021	3.223	3.170	3.583	3.664	13.639
260	8/24/2021	6.690	6.542	6.378	6.357	25.967
261	8/24/2021	3.575	3.638	3.413	3.451	14.077
262	8/24/2021	2.018	2.053	3.086	2.687	9.843
263	8/24/2021	0.374	0.374	0.408	0.328	1.484
264	8/24/2021	4.464	4.486	4.516	5.048	18.515
265	8/24/2021	3.546	3.672	3.510	3.214	13.942
266	8/24/2021	3.988	2.795	3.536	3.607	13.926
267	8/24/2021	0.999	1.297	1.155	2.519	5.969
268	8/24/2021	2.140	2.561	3.291	4.275	12.268
270	8/24/2021	2.087	1.965	2.566	2.527	9.145

Duke Energy Kentucky
Peak Time Rebate Pilot Program

Customer	Event	Baseline Usage Hour Ending				Total
		4:00	5:00	6:00	7:00	
271	8/24/2021	1.314	2.193	1.736	1.615	6.858
272	8/24/2021	0.876	1.132	0.584	0.661	3.251
274	8/24/2021	1.098	1.002	1.476	4.513	8.089
275	8/24/2021	5.817	5.558	5.739	5.607	22.721
276	8/24/2021	3.170	3.072	2.794	3.459	12.496
277	8/24/2021	1.884	1.792	2.237	1.991	7.904
278	8/24/2021	1.459	1.124	0.569	0.566	3.718
279	8/24/2021	3.448	2.910	3.663	3.718	13.738
280	8/24/2021	3.466	4.398	5.880	5.153	18.898
281	8/24/2021	3.669	2.748	3.909	3.939	14.265
282	8/24/2021	1.813	2.469	2.646	2.511	9.439
283	8/24/2021	2.463	2.177	2.434	3.031	10.105
284	8/24/2021	1.351	1.899	2.293	4.018	9.560
285	8/24/2021	2.627	2.905	2.788	3.054	11.375
286	8/24/2021	1.705	2.073	1.580	1.423	6.782
287	8/24/2021	1.574	1.497	1.560	1.664	6.295
288	8/24/2021	1.497	2.473	1.012	2.345	7.327
289	8/24/2021	1.567	1.578	1.644	1.601	6.391
290	8/24/2021	1.353	1.587	2.242	2.390	7.571
291	8/24/2021	1.928	1.996	2.109	2.047	8.080
292	8/24/2021	1.765	2.263	2.506	2.018	8.551
295	8/24/2021	1.524	3.783	3.674	3.170	12.151
296	8/24/2021	0.727	0.991	1.222	0.756	3.697
297	8/24/2021	3.088	3.406	2.705	2.257	11.456
298	8/24/2021	1.551	2.678	2.314	2.574	9.117
299	8/24/2021	2.474	2.555	2.781	2.936	10.747
300	8/24/2021	0.566	0.767	0.849	0.758	2.940
301	8/24/2021	1.964	2.079	2.400	2.714	9.156
302	8/24/2021	1.599	1.801	1.636	1.405	6.440
304	8/24/2021	1.531	1.672	2.217	1.910	7.329
305	8/24/2021	1.184	2.078	2.124	1.826	7.212
306	8/24/2021	2.829	2.728	2.980	3.605	12.141
307	8/24/2021	1.736	1.457	1.539	1.810	6.542
308	8/24/2021	0.477	0.874	0.920	0.882	3.154
310	8/24/2021	2.234	2.123	2.372	2.265	8.994
313	8/24/2021	2.762	2.967	3.152	3.099	11.980
314	8/24/2021	1.819	1.851	2.708	2.285	8.663
316	8/24/2021	2.606	2.279	3.617	3.803	12.305
317	8/24/2021	3.810	3.436	3.471	2.725	13.441
318	8/24/2021	2.166	2.819	3.186	3.468	11.639
319	8/24/2021	1.331	1.225	1.735	1.270	5.561
320	8/24/2021	3.251	3.191	3.234	3.119	12.796
322	8/24/2021	4.307	3.755	4.182	3.483	15.727
324	8/24/2021	4.265	4.154	4.781	4.880	18.080
325	8/24/2021	2.175	2.085	2.210	2.196	8.666
326	8/24/2021	5.501	6.846	7.224	6.253	25.824
327	8/24/2021	1.115	1.352	1.452	1.683	5.603
328	8/24/2021	1.831	1.590	1.427	1.321	6.169
329	8/24/2021	2.419	2.767	2.878	3.536	11.601
330	8/24/2021	2.934	3.803	4.061	4.161	14.960
331	8/24/2021	3.594	3.456	3.756	3.402	14.208
332	8/24/2021	2.332	2.837	2.948	3.525	11.642
333	8/24/2021	1.128	1.244	1.284	1.504	5.161
334	8/24/2021	3.662	3.508	3.663	3.576	14.409
336	8/24/2021	0.586	0.576	0.664	0.826	2.652
337	8/24/2021	1.475	1.481	1.939	1.806	6.701
338	8/24/2021	1.780	1.217	0.950	1.207	5.153
339	8/24/2021	3.259	2.965	2.987	3.439	12.650
340	8/24/2021	0.173	0.413	0.393	1.322	2.301
341	8/24/2021	1.431	2.603	2.528	2.113	8.675
342	8/24/2021	1.249	1.530	1.898	1.949	6.627
343	8/24/2021	1.333	1.493	1.623	1.968	6.417

Duke Energy Kentucky
Peak Time Rebate Pilot Program

Customer	Event	Baseline Usage Hour Ending				Total
		4:00	5:00	6:00	7:00	
344	8/24/2021	3.207	3.318	3.138	3.738	13.401
345	8/24/2021	1.415	1.047	2.099	2.420	6.980
346	8/24/2021	3.344	3.276	3.845	3.865	14.330
347	8/24/2021	4.074	4.313	4.530	4.191	17.108
348	8/24/2021	1.900	1.916	1.995	2.364	8.174
350	8/24/2021	1.846	2.379	2.882	4.024	11.131
351	8/24/2021	1.090	1.242	0.952	0.976	4.259
352	8/24/2021	0.654	0.685	1.323	1.829	4.492
353	8/24/2021	3.505	3.673	3.855	3.496	14.529
354	8/24/2021	2.646	3.071	3.412	2.351	11.481
355	8/24/2021	0.293	0.286	0.309	0.313	1.201
356	8/24/2021	1.812	2.470	2.774	2.137	9.193
357	8/24/2021	4.471	4.090	4.820	4.384	17.764
359	8/24/2021	2.324	2.773	3.274	2.890	11.260
360	8/24/2021	2.391	2.379	2.743	2.543	10.056
361	8/24/2021	1.927	1.910	1.978	1.769	7.584
362	8/24/2021	2.025	1.704	2.240	1.505	7.473
363	8/24/2021	2.304	3.283	3.710	4.535	13.833
364	8/24/2021	2.074	2.116	2.441	2.150	8.781
365	8/24/2021	0.783	0.633	0.573	0.644	2.634
366	8/24/2021	0.489	1.097	1.469	1.126	4.181
367	8/24/2021	1.174	1.626	1.851	1.619	6.270
368	8/24/2021	1.868	1.501	1.780	1.680	6.829
370	8/24/2021	2.057	3.396	3.258	2.333	11.044
371	8/24/2021	2.135	1.329	1.185	1.348	5.998
372	8/24/2021	2.160	2.663	3.030	2.765	10.619
374	8/24/2021	0.656	0.797	0.759	1.767	3.979
375	8/24/2021	5.315	5.201	5.066	5.126	20.708
376	8/24/2021	3.772	3.528	3.620	3.389	14.309
377	8/24/2021	3.003	3.143	3.637	3.722	13.506
378	8/24/2021	2.472	1.916	2.254	2.210	8.852
380	8/24/2021	0.672	0.782	0.761	0.848	3.063
381	8/24/2021	1.340	1.265	1.092	1.522	5.219
383	8/24/2021	1.393	2.815	3.771	3.555	11.534
384	8/24/2021	3.093	2.987	2.964	3.200	12.244
385	8/24/2021	0.725	0.689	0.827	1.022	3.263
386	8/24/2021	3.601	3.168	3.016	3.457	13.241
387	8/24/2021	2.524	2.376	2.488	2.544	9.933
388	8/24/2021	1.581	2.054	2.714	2.374	8.722
389	8/24/2021	1.334	2.195	3.042	3.718	10.289
390	8/24/2021	0.250	0.211	0.282	0.568	1.311
392	8/24/2021	2.558	2.617	2.320	3.686	11.181
393	8/24/2021	0.636	0.573	0.603	0.969	2.781
395	8/24/2021	0.468	0.378	0.332	0.331	1.509
396	8/24/2021	3.075	3.434	3.840	3.536	13.885
397	8/24/2021	5.186	5.806	5.254	4.209	20.455
398	8/24/2021	3.498	3.163	2.872	3.458	12.992
399	8/24/2021	3.659	3.720	3.932	3.771	15.082
400	8/24/2021	2.060	2.511	2.477	2.332	9.381
402	8/24/2021	1.038	1.115	1.446	1.896	5.495
403	8/24/2021	1.234	1.311	1.829	1.334	5.708
404	8/24/2021	5.391	5.462	5.677	5.276	21.806
405	8/24/2021	0.734	1.087	1.017	0.789	3.626
407	8/24/2021	3.410	3.225	3.011	3.745	13.391
408	8/24/2021	2.679	2.660	2.714	2.645	10.698
409	8/24/2021	0.270	0.364	0.419	0.814	1.868
410	8/24/2021	2.761	2.789	2.771	2.842	11.162
411	8/24/2021	1.741	3.276	3.620	4.225	12.862
412	8/24/2021	2.494	1.921	2.800	2.305	9.520
413	8/24/2021	1.669	2.366	3.041	3.509	10.585
414	8/24/2021	4.735	5.234	5.300	4.928	20.196
415	8/24/2021	1.537	1.493	1.541	1.080	5.651

Duke Energy Kentucky
Peak Time Rebate Pilot Program

Customer	Event	Baseline Usage Hour Ending				Total
		4:00	5:00	6:00	7:00	
416	8/24/2021	3.210	4.199	4.196	3.675	15.281
417	8/24/2021	2.660	2.736	2.869	2.911	11.176
418	8/24/2021	1.301	1.753	1.877	2.248	7.179
419	8/24/2021	4.189	3.971	4.504	4.406	17.070
420	8/24/2021	4.771	5.186	5.138	5.564	20.660
421	8/24/2021	1.464	1.508	1.446	1.371	5.789
422	8/24/2021	0.892	1.246	0.914	0.717	3.768
423	8/24/2021	3.776	4.306	4.169	4.177	16.428
424	8/24/2021	2.995	3.164	3.416	3.102	12.676
426	8/24/2021	0.730	0.897	1.312	2.426	5.366
427	8/24/2021	3.473	4.028	3.739	3.762	15.003
428	8/24/2021	0.690	0.871	0.898	1.275	3.735
429	8/24/2021	2.011	2.201	2.325	2.504	9.040
430	8/24/2021	4.082	4.018	3.733	3.435	15.268
431	8/24/2021	4.982	4.466	4.088	3.639	17.175
432	8/24/2021	2.715	2.522	2.600	2.950	10.788
433	8/24/2021	1.482	2.288	2.364	1.966	8.100
434	8/24/2021	6.107	6.454	6.336	6.341	25.237
435	8/24/2021	6.254	6.922	7.056	7.212	27.444
436	8/24/2021	1.448	1.929	2.157	1.728	7.262
437	8/24/2021	0.510	0.602	0.638	0.656	2.406
438	8/24/2021	1.383	1.440	1.335	1.980	6.137
439	8/24/2021	4.752	5.787	6.437	5.141	22.117
440	8/24/2021	2.371	2.726	3.933	3.758	12.788
441	8/24/2021	0.280	0.211	0.237	0.281	1.009
442	8/24/2021	2.791	2.725	3.829	3.608	12.952
443	8/24/2021	1.459	1.163	1.161	1.245	5.028
444	8/24/2021	4.102	4.164	4.382	4.436	17.084
445	8/24/2021	1.105	0.861	1.254	1.319	4.540
446	8/24/2021	1.053	1.160	1.015	0.845	4.073
447	8/24/2021	4.913	4.686	5.076	4.484	19.159
448	8/24/2021	3.597	3.448	3.337	3.015	13.398
449	8/24/2021	2.046	2.663	3.449	3.651	11.810
450	8/24/2021	0.889	0.910	0.986	0.752	3.537
451	8/24/2021	4.748	5.166	4.513	4.392	18.819
452	8/24/2021	3.321	3.255	3.352	3.425	13.353
456	8/24/2021	2.542	2.940	2.792	2.974	11.248
457	8/24/2021	2.787	3.286	3.203	3.467	12.743
458	8/24/2021	2.336	2.828	3.044	2.742	10.951
459	8/24/2021	2.489	3.495	3.538	3.127	12.649
460	8/24/2021	0.500	0.478	0.739	0.726	2.443
461	8/24/2021	2.170	2.474	2.359	2.077	9.080
463	8/24/2021	3.339	3.663	3.936	3.893	14.831
464	8/24/2021	2.012	1.840	2.007	1.940	7.799
465	8/24/2021	0.409	1.515	1.349	1.198	4.470
466	8/24/2021	2.698	3.179	2.768	3.156	11.801
467	8/24/2021	2.986	3.399	3.918	3.803	14.106
468	8/24/2021	0.561	0.561	0.608	0.731	2.461
470	8/24/2021	2.697	2.563	2.560	2.621	10.441
472	8/24/2021	3.146	3.408	3.546	4.018	14.117
474	8/24/2021	1.782	1.711	1.637	1.873	7.002
475	8/24/2021	0.247	0.363	0.311	0.297	1.218
476	8/24/2021	0.930	1.103	0.942	0.993	3.967
477	8/24/2021	1.129	1.231	1.254	0.896	4.510
478	8/24/2021	0.808	0.876	1.455	1.514	4.653
479	8/24/2021	2.455	2.780	3.450	3.388	12.074
480	8/24/2021	3.162	4.424	6.551	9.147	23.283
481	8/24/2021	4.338	4.051	4.629	5.289	18.307
482	8/24/2021	2.656	2.697	3.181	2.787	11.320
483	8/24/2021	0.717	0.893	0.879	0.675	3.164
484	8/24/2021	2.134	2.047	2.295	2.802	9.277
486	8/24/2021	4.361	3.972	3.653	4.511	16.496

Duke Energy Kentucky
Peak Time Rebate Pilot Program

Customer	Event	Baseline Usage Hour Ending				Total
		4:00	5:00	6:00	7:00	
487	8/24/2021	1.666	2.434	2.352	3.752	10.204
488	8/24/2021	2.616	2.714	3.024	2.846	11.200
489	8/24/2021	1.841	1.827	1.958	1.864	7.490
490	8/24/2021	2.240	2.167	2.157	2.026	8.590
491	8/24/2021	3.044	3.076	2.233	2.273	10.626
492	8/24/2021	2.754	2.945	3.332	3.348	12.379
493	8/24/2021	4.236	4.807	4.554	5.536	19.132
494	8/24/2021	1.789	1.981	2.407	2.163	8.341
495	8/24/2021	2.163	2.379	2.275	2.246	9.063
496	8/24/2021	0.419	0.696	0.701	0.671	2.487
497	8/24/2021	10.313	10.763	10.257	9.758	41.092
498	8/24/2021	0.355	0.283	0.247	0.295	1.180
499	8/24/2021	3.045	2.879	3.218	4.050	13.192
500	8/24/2021	0.855	1.049	0.892	0.736	3.532
501	8/24/2021	0.515	0.523	0.666	0.893	2.597
503	8/24/2021	3.477	3.684	3.249	3.880	14.289
505	8/24/2021	0.786	0.820	0.704	0.805	3.115
507	8/24/2021	3.298	4.241	4.056	4.282	15.877
508	8/24/2021	1.875	1.730	1.943	0.930	6.478
509	8/24/2021	2.725	2.267	2.355	3.530	10.876
510	8/24/2021	2.534	2.457	3.516	4.110	12.617
511	8/24/2021	3.363	3.517	3.677	3.215	13.772
512	8/24/2021	3.337	3.923	3.707	2.739	13.707
515	8/24/2021	2.217	2.544	3.055	3.233	11.050
516	8/24/2021	4.686	4.544	0.561	0.388	10.179
517	8/24/2021	0.349	0.667	0.984	0.455	2.455
518	8/24/2021	2.470	2.862	3.052	2.961	11.346
520	8/24/2021	6.466	6.026	7.841	7.118	27.452
521	8/24/2021	3.585	4.580	4.608	4.483	17.257
522	8/24/2021	1.377	1.108	1.621	1.434	5.540
523	8/24/2021	2.194	2.256	2.127	1.867	8.444
524	8/24/2021	2.815	1.980	2.370	3.287	10.453
526	8/24/2021	1.364	1.316	1.836	1.671	6.188
527	8/24/2021	1.721	1.721	2.208	1.892	7.542
528	8/24/2021	4.162	5.159	4.928	4.223	18.472
529	8/24/2021	3.558	3.361	3.146	3.823	13.888
530	8/24/2021	1.067	0.959	0.633	0.467	3.126
531	8/24/2021	2.097	2.353	2.708	2.475	9.633
532	8/24/2021	1.314	1.407	1.375	1.352	5.448
533	8/24/2021	0.548	0.615	0.435	0.457	2.055
534	8/24/2021	1.263	1.225	1.282	1.114	4.884
535	8/24/2021	2.440	3.047	2.832	3.424	11.743
536	8/24/2021	2.250	2.517	2.728	2.550	10.046
537	8/24/2021	1.570	1.966	1.429	1.190	6.155
538	8/24/2021	3.605	4.181	5.232	5.357	18.376
539	8/24/2021	1.883	1.639	2.087	2.424	8.033
540	8/24/2021	1.181	1.991	1.809	2.090	7.070
541	8/24/2021	0.514	0.588	0.533	0.584	2.219
542	8/24/2021	1.929	2.246	3.070	2.044	9.290
543	8/24/2021	3.842	3.890	3.771	3.670	15.173
544	8/24/2021	3.888	3.822	3.949	4.061	15.721
545	8/24/2021	2.299	2.770	2.793	2.719	10.581
546	8/24/2021	4.147	4.540	4.488	4.366	17.540
547	8/24/2021	2.741	2.117	2.547	3.203	10.608
548	8/24/2021	1.121	1.051	0.860	1.327	4.360
549	8/24/2021	0.086	0.232	0.521	0.676	1.514
550	8/24/2021	2.078	2.485	2.356	1.845	8.765
553	8/24/2021	1.194	1.695	1.406	1.069	5.364
554	8/24/2021	3.752	4.056	4.426	4.658	16.892
555	8/24/2021	3.701	3.943	4.232	4.455	16.330
556	8/24/2021	1.026	1.345	1.182	1.606	5.159
557	8/24/2021	2.329	3.231	4.508	4.608	14.676

Duke Energy Kentucky
Peak Time Rebate Pilot Program

Customer	Event	Baseline Usage Hour Ending				Total
		4:00	5:00	6:00	7:00	
558	8/24/2021	1.712	2.446	2.842	2.321	9.321
559	8/24/2021	4.082	4.423	4.489	4.018	17.011
560	8/24/2021	3.664	3.951	3.699	3.817	15.131
561	8/24/2021	1.758	1.734	2.146	1.818	7.456
562	8/24/2021	2.845	4.340	3.861	4.275	15.321
563	8/24/2021	1.719	1.724	1.845	1.641	6.929
565	8/24/2021	3.733	4.986	4.515	5.185	18.419
566	8/24/2021	1.489	1.722	1.567	1.484	6.262
568	8/24/2021	0.391	0.602	0.985	0.922	2.899
569	8/24/2021	0.964	1.208	1.200	1.536	4.907
570	8/24/2021	0.959	1.039	0.691	1.413	4.101
571	8/24/2021	2.585	2.527	2.487	2.666	10.265
572	8/24/2021	3.920	3.790	4.098	4.066	15.874
573	8/24/2021	0.790	0.822	0.976	0.936	3.524
574	8/24/2021	0.734	0.847	0.939	0.638	3.158
575	8/24/2021	3.511	5.237	5.689	4.419	18.857
576	8/24/2021	6.261	5.716	6.141	6.027	24.144
577	8/24/2021	0.960	1.039	1.330	1.360	4.689
578	8/24/2021	2.011	1.853	2.418	2.794	9.076
579	8/24/2021	2.252	3.528	4.031	5.125	14.935
580	8/24/2021	5.051	5.729	5.379	4.046	20.205
581	8/24/2021	3.949	4.166	4.251	3.977	16.343
582	8/24/2021	3.181	3.299	3.528	3.582	13.590
584	8/24/2021	1.115	1.342	1.245	0.886	4.588
585	8/24/2021	1.164	1.233	1.444	1.419	5.260
586	8/24/2021	4.934	5.141	5.546	4.979	20.599
587	8/24/2021	1.610	1.435	3.208	2.993	9.247
588	8/24/2021	3.675	3.334	4.652	5.266	16.927
589	8/24/2021	2.272	2.155	2.402	2.031	8.859
590	8/24/2021	0.988	1.077	1.133	1.144	4.342
591	8/24/2021	1.651	2.682	2.361	2.820	9.514
592	8/24/2021	1.192	1.728	2.093	1.563	6.576
593	8/24/2021	2.620	2.973	3.170	3.349	12.111
594	8/24/2021	1.905	1.861	2.025	1.659	7.450
595	8/24/2021	1.247	1.730	1.920	1.557	6.455
596	8/24/2021	0.387	0.535	1.036	0.982	2.940
597	8/24/2021	6.488	6.906	6.142	3.934	23.471
598	8/24/2021	1.777	2.537	2.474	2.229	9.017
599	8/24/2021	2.293	2.262	2.372	2.370	9.297
600	8/24/2021	2.812	2.948	2.912	2.307	10.979
601	8/24/2021	4.281	4.253	4.856	4.602	17.992
602	8/24/2021	1.733	2.017	2.256	3.634	9.641
603	8/24/2021	3.294	3.740	4.082	5.087	16.203
604	8/24/2021	0.894	1.377	1.967	1.352	5.589
605	8/24/2021	1.238	1.002	1.274	1.951	5.465
606	8/24/2021	0.198	0.174	0.413	0.194	0.979
608	8/24/2021	4.656	4.717	4.727	4.539	18.640
609	8/24/2021	0.323	0.320	0.429	0.217	1.288
610	8/24/2021	2.292	2.205	2.550	2.410	9.456
611	8/24/2021	2.120	2.203	3.246	3.898	11.467
612	8/24/2021	1.808	1.847	2.086	1.996	7.739
613	8/24/2021	2.516	2.233	3.042	3.172	10.963
614	8/24/2021	3.460	3.239	3.384	3.600	13.684
615	8/24/2021	2.266	1.970	2.101	2.427	8.764
616	8/24/2021	1.074	1.114	0.979	1.366	4.533
617	8/24/2021	2.046	2.077	2.540	2.287	8.950
618	8/24/2021	1.088	1.155	0.949	1.528	4.720
619	8/24/2021	0.703	0.777	1.732	1.664	4.876
620	8/24/2021	1.427	1.310	1.504	1.294	5.535
621	8/24/2021	4.337	3.724	4.569	3.928	16.559
622	8/24/2021	1.896	1.909	2.365	2.274	8.444
623	8/24/2021	3.395	2.941	2.693	2.714	11.743

Duke Energy Kentucky
Peak Time Rebate Pilot Program

Customer	Event	Baseline Usage Hour Ending				Total
		4:00	5:00	6:00	7:00	
624	8/24/2021	1.786	1.788	1.889	1.908	7.371
625	8/24/2021	1.394	1.262	1.553	1.336	5.545
626	8/24/2021	1.249	1.290	1.205	0.837	4.581
627	8/24/2021	2.143	2.312	2.173	2.269	8.897
628	8/24/2021	2.332	2.085	2.673	2.569	9.659
629	8/24/2021	2.610	3.001	2.357	2.000	9.968
630	8/24/2021	2.236	2.633	2.548	2.230	9.647
631	8/24/2021	2.669	3.118	2.278	3.187	11.252
632	8/24/2021	0.331	0.395	0.489	0.576	1.791
633	8/24/2021	0.902	1.159	0.990	1.068	4.118
634	8/24/2021	3.216	3.001	3.278	3.224	12.719
635	8/24/2021	3.462	3.291	3.730	3.275	13.759
636	8/24/2021	2.615	2.227	2.207	2.178	9.227
639	8/24/2021	2.224	2.247	2.051	2.097	8.620
640	8/24/2021	1.367	1.217	1.706	1.094	5.384
641	8/24/2021	4.552	4.757	5.983	5.743	21.036
642	8/24/2021	0.376	0.520	0.465	0.829	2.190
644	8/24/2021	4.686	5.006	4.757	4.255	18.704
645	8/24/2021	0.710	0.894	1.016	1.332	3.952
646	8/24/2021	1.894	2.346	2.802	2.964	10.007
647	8/24/2021	2.597	2.698	2.607	2.529	10.431
648	8/24/2021	2.816	2.702	2.787	2.843	11.147
649	8/24/2021	1.917	1.888	2.128	1.756	7.689
650	8/24/2021	3.167	3.074	3.274	3.306	12.821
651	8/24/2021	7.375	7.303	6.912	6.379	27.969
652	8/24/2021	1.083	1.225	2.219	1.408	5.935
653	8/24/2021	1.234	1.184	1.351	1.716	5.485
654	8/24/2021	0.727	0.694	0.813	0.898	3.132
655	8/24/2021	0.650	0.508	0.478	0.341	1.977
657	8/24/2021	0.502	0.595	0.605	0.619	2.322
658	8/24/2021	7.082	7.404	8.077	7.415	29.978
659	8/24/2021	1.664	1.504	1.851	2.266	7.286
660	8/24/2021	2.251	2.541	2.106	2.088	8.986
661	8/24/2021	1.217	1.037	1.148	1.049	4.451
662	8/24/2021	1.218	1.079	1.122	1.242	4.661
663	8/24/2021	2.232	2.431	2.450	2.400	9.514
665	8/24/2021	1.185	1.011	0.998	0.887	4.082
666	8/24/2021	3.716	4.247	3.662	3.540	15.164
667	8/24/2021	2.291	2.736	2.577	2.408	10.013
668	8/24/2021	5.319	5.106	5.143	4.850	20.418
669	8/24/2021	2.665	2.794	3.797	3.546	12.802
670	8/24/2021	1.480	1.688	1.886	1.896	6.951
672	8/24/2021	1.653	2.334	2.009	1.674	7.670
673	8/24/2021	0.781	0.697	1.699	3.039	6.217
674	8/24/2021	4.022	4.109	4.151	3.474	15.756
675	8/24/2021	1.824	2.000	3.356	2.565	9.745
676	8/24/2021	3.671	2.824	4.319	3.517	14.331
677	8/24/2021	4.221	4.206	4.356	4.157	16.940
678	8/24/2021	3.965	3.828	3.572	3.557	14.922
679	8/24/2021	2.875	2.976	2.939	2.912	11.703
680	8/24/2021	1.083	1.142	1.304	1.526	5.055
681	8/24/2021	1.936	1.894	2.086	1.849	7.765
682	8/24/2021	2.747	4.394	4.545	4.624	16.311
683	8/24/2021	2.216	2.154	2.117	2.002	8.490
685	8/24/2021	3.287	3.657	3.763	3.285	13.992
686	8/24/2021	4.003	4.800	4.974	4.371	18.149
687	8/24/2021	2.029	2.093	2.531	2.978	9.631
688	8/24/2021	3.036	3.201	3.240	3.397	12.874
689	8/24/2021	0.004	0.464	0.121	0.004	0.593
690	8/24/2021	2.440	2.661	3.387	3.671	12.158
691	8/24/2021	0.648	0.708	0.676	0.713	2.745
692	8/24/2021	3.284	2.451	2.591	2.842	11.168

Duke Energy Kentucky
Peak Time Rebate Pilot Program

Customer	Event	Baseline Usage Hour Ending				Total
		4:00	5:00	6:00	7:00	
693	8/24/2021	2.788	2.682	3.385	2.954	11.808
694	8/24/2021	1.430	1.348	1.385	1.429	5.591
695	8/24/2021	3.733	3.378	3.811	3.518	14.440
696	8/24/2021	0.438	0.406	0.459	0.567	1.870
697	8/24/2021	0.436	0.511	0.590	0.647	2.183
698	8/24/2021	1.374	0.927	1.471	1.493	5.265
699	8/24/2021	1.542	1.082	1.051	2.122	5.797
700	8/24/2021	2.062	1.668	2.355	2.118	8.204
701	8/24/2021	5.628	5.975	6.531	5.966	24.100
703	8/24/2021	1.981	2.077	2.424	2.959	9.441
704	8/24/2021	1.155	1.096	0.993	0.911	4.155
705	8/24/2021	2.882	2.851	3.095	3.201	12.029
706	8/24/2021	0.100	0.125	0.104	0.175	0.504
707	8/24/2021	2.286	2.820	3.940	3.722	12.768
708	8/24/2021	0.807	0.689	0.526	1.090	3.113
709	8/24/2021	1.738	2.094	2.541	2.805	9.178
710	8/24/2021	1.160	2.363	3.277	3.316	10.117
711	8/24/2021	3.633	3.622	3.768	4.808	15.831
712	8/24/2021	1.641	1.458	1.650	1.971	6.719
713	8/24/2021	2.587	2.435	2.605	3.413	11.040
714	8/24/2021	2.528	2.421	2.339	2.199	9.487
715	8/24/2021	0.840	0.760	1.474	1.034	4.108
716	8/24/2021	2.100	2.088	2.096	1.839	8.122
719	8/24/2021	3.715	3.641	2.774	2.911	13.040
720	8/24/2021	1.732	1.664	1.614	2.531	7.541
721	8/24/2021	1.088	1.091	1.130	1.112	4.421
722	8/24/2021	2.489	2.627	2.929	3.204	11.249
724	8/24/2021	2.091	2.607	1.734	1.803	8.235
725	8/24/2021	0.149	0.158	0.169	0.203	0.679
728	8/24/2021	1.860	2.020	2.275	2.116	8.271
729	8/24/2021	1.886	1.800	2.006	1.932	7.624
730	8/24/2021	2.185	2.384	2.564	2.696	9.829
731	8/24/2021	0.505	0.435	0.529	0.622	2.090
732	8/24/2021	4.941	5.494	5.600	6.266	22.301
733	8/24/2021	1.891	1.907	1.867	1.831	7.495
734	8/24/2021	1.094	1.528	1.827	1.977	6.427
737	8/24/2021	3.117	2.601	1.991	1.784	9.493
738	8/24/2021	1.043	0.934	1.390	1.620	4.987
739	8/24/2021	2.036	2.170	2.240	2.212	8.658
740	8/24/2021	2.233	1.531	1.873	1.696	7.332
743	8/24/2021	1.533	1.376	1.423	1.391	5.723
744	8/24/2021	0.729	0.795	0.831	0.817	3.172
745	8/24/2021	2.660	3.106	3.181	3.063	12.010
746	8/24/2021	4.267	4.628	4.589	3.900	17.384
747	8/24/2021	1.857	1.520	1.258	1.604	6.239
748	8/24/2021	4.866	5.269	5.598	6.762	22.495
749	8/24/2021	0.441	0.293	0.473	0.339	1.546
751	8/24/2021	2.713	2.815	2.961	3.128	11.617
752	8/24/2021	5.012	5.454	6.577	7.031	24.073
753	8/24/2021	2.314	2.375	2.216	2.169	9.074
754	8/24/2021	4.250	4.067	3.687	4.273	16.277
755	8/24/2021	3.046	3.164	3.153	2.911	12.275
756	8/24/2021	1.293	0.718	1.068	0.887	3.967
757	8/24/2021	4.596	3.506	2.508	2.421	13.031
758	8/24/2021	4.689	5.200	5.810	5.175	20.874
759	8/24/2021	1.708	1.695	1.636	1.900	6.939
760	8/24/2021	2.093	1.979	2.066	1.831	7.968
761	8/24/2021	2.898	3.798	4.098	4.661	15.455
762	8/24/2021	0.799	1.351	1.218	1.512	4.880
763	8/24/2021	1.031	1.191	1.182	1.160	4.564
764	8/24/2021	3.669	3.304	3.159	3.002	13.133
765	8/24/2021	3.245	3.209	2.723	3.648	12.824

Duke Energy Kentucky
Peak Time Rebate Pilot Program

Customer	Event	Baseline Usage Hour Ending				Total
		4:00	5:00	6:00	7:00	
766	8/24/2021	1.947	1.870	1.883	1.853	7.553
767	8/24/2021	1.216	1.192	1.136	1.104	4.648
768	8/24/2021	1.740	1.581	1.714	1.314	6.348
769	8/24/2021	4.353	4.538	4.816	4.052	17.759
771	8/24/2021	0.959	0.931	0.687	0.760	3.337
772	8/24/2021	0.942	0.909	1.063	0.873	3.787
773	8/24/2021	0.946	1.130	0.937	0.995	4.008
774	8/24/2021	2.489	2.158	1.921	2.026	8.595
775	8/24/2021	0.621	0.891	1.583	1.187	4.283
776	8/24/2021	3.001	3.088	3.037	3.005	12.131
777	8/24/2021	4.200	4.327	4.139	4.128	16.794
778	8/24/2021	1.246	1.198	1.487	1.449	5.380
779	8/24/2021	2.341	2.566	2.790	2.705	10.403
780	8/24/2021	0.552	0.516	0.622	0.802	2.492
781	8/24/2021	3.245	3.584	3.176	3.014	13.019
782	8/24/2021	2.609	2.459	2.845	3.115	11.029
783	8/24/2021	2.078	1.993	1.647	1.707	7.425
784	8/24/2021	1.588	1.453	1.316	1.229	5.587
785	8/24/2021	3.967	4.282	4.106	4.897	17.252
787	8/24/2021	1.309	1.066	1.162	1.109	4.646
789	8/24/2021	2.589	2.810	3.283	4.084	12.766
790	8/24/2021	0.925	1.435	0.882	1.300	4.542
793	8/24/2021	1.861	1.940	2.098	2.155	8.055
794	8/24/2021	2.984	3.393	3.287	3.701	13.365
796	8/24/2021	1.601	0.965	1.288	1.602	5.457
797	8/24/2021	0.117	0.084	0.233	0.413	0.847
798	8/24/2021	0.935	0.852	0.918	0.899	3.604
799	8/24/2021	1.394	1.271	1.071	1.594	5.330
800	8/24/2021	1.430	1.517	1.501	1.565	6.013
802	8/24/2021	2.122	2.449	2.750	2.828	10.149
805	8/24/2021	2.471	1.988	2.606	2.575	9.640
810	8/24/2021	2.485	2.219	2.483	2.302	9.490
813	8/24/2021	1.759	2.159	2.202	2.897	9.016
814	8/24/2021	1.466	1.973	1.797	1.759	6.995
815	8/24/2021	3.291	2.655	2.810	2.678	11.433
816	8/24/2021	4.152	3.858	5.282	5.592	18.883
817	8/24/2021	3.282	3.647	3.555	2.156	12.639
818	8/24/2021	4.389	4.301	4.526	4.141	17.356
819	8/24/2021	1.769	1.994	1.357	1.457	6.577
820	8/24/2021	1.276	1.261	1.292	1.253	5.082
822	8/24/2021	3.390	3.482	3.515	2.944	13.331
823	8/24/2021	0.889	1.121	1.145	1.596	4.752
824	8/24/2021	3.337	3.046	3.571	3.122	13.076
825	8/24/2021	2.953	2.884	3.166	3.412	12.414
826	8/24/2021	2.022	2.172	2.436	2.598	9.228
827	8/24/2021	1.959	1.695	1.601	1.717	6.972
828	8/24/2021	1.912	2.229	2.072	2.614	8.827
829	8/24/2021	3.414	3.452	3.514	3.469	13.848
830	8/24/2021	2.804	2.871	3.502	4.736	13.913
831	8/24/2021	1.844	2.095	2.258	2.314	8.511
832	8/24/2021	1.234	1.298	1.404	1.440	5.376
833	8/24/2021	2.607	3.251	3.131	3.232	12.221
834	8/24/2021	0.306	0.331	0.332	0.506	1.475
835	8/24/2021	4.888	4.843	4.430	4.348	18.509
836	8/24/2021	2.235	2.464	2.285	2.123	9.106
837	8/24/2021	2.693	2.668	2.571	2.288	10.221
838	8/24/2021	1.775	1.758	1.985	1.927	7.445
839	8/24/2021	2.817	3.633	4.062	4.213	14.725
840	8/24/2021	4.083	3.938	3.938	3.793	15.752
841	8/24/2021	3.160	2.773	3.506	2.798	12.237
843	8/24/2021	2.800	3.053	2.662	2.663	11.177
844	8/24/2021	1.275	1.309	1.119	1.064	4.767

Duke Energy Kentucky
 Peak Time Rebate Pilot Program

Customer	Event	Baseline Usage Hour Ending				Total
		4:00	5:00	6:00	7:00	
845	8/24/2021	2.022	1.688	1.756	1.625	7.090
846	8/24/2021	0.479	0.360	0.419	0.354	1.612
847	8/24/2021	4.451	5.121	4.754	4.381	18.707
848	8/24/2021	0.395	0.699	0.781	0.875	2.750
849	8/24/2021	1.806	2.592	3.418	3.547	11.364
851	8/24/2021	2.097	2.487	2.949	3.642	11.175
852	8/24/2021	0.727	0.687	1.032	1.552	3.997
853	8/24/2021	0.611	0.620	0.678	0.629	2.538
854	8/24/2021	2.266	2.085	2.054	1.950	8.355
855	8/24/2021	1.195	1.310	1.491	1.231	5.227
856	8/24/2021	5.041	5.888	4.850	4.706	20.486
857	8/24/2021	0.090	0.185	0.253	0.163	0.691
858	8/24/2021	2.987	3.093	3.274	3.219	12.573
859	8/24/2021	4.449	4.585	4.716	5.139	18.890
861	8/24/2021	0.675	0.703	0.691	0.698	2.768
862	8/24/2021	0.568	0.650	1.314	2.309	4.840
863	8/24/2021	0.273	0.376	0.366	0.888	1.903
864	8/24/2021	2.942	3.408	3.394	3.393	13.138
865	8/24/2021	6.362	6.574	6.474	6.330	25.740
866	8/24/2021	0.542	0.585	0.533	0.226	1.885
867	8/24/2021	6.612	5.655	5.116	3.724	21.108
868	8/24/2021	4.282	4.128	4.089	4.664	17.163
869	8/24/2021	3.272	3.911	4.184	4.038	15.405
870	8/24/2021	0.531	0.500	0.855	0.922	2.807
871	8/24/2021	1.294	1.312	1.070	1.136	4.812
872	8/24/2021	2.858	2.128	2.617	2.386	9.988
873	8/24/2021	0.912	0.798	0.949	0.983	3.642
874	8/24/2021	3.212	4.865	4.785	5.262	18.125
875	8/24/2021	1.862	2.741	2.221	2.138	8.962
876	8/24/2021	0.706	0.650	0.793	1.825	3.975
877	8/24/2021	3.595	3.538	4.089	3.638	14.859
879	8/24/2021	0.609	0.842	1.319	1.416	4.186
880	8/24/2021	1.101	0.978	0.882	0.668	3.628
881	8/24/2021	2.809	2.720	2.667	2.727	10.923
882	8/24/2021	1.331	1.263	1.770	2.083	6.447
883	8/24/2021	4.239	4.129	4.141	4.062	16.571
884	8/24/2021	2.778	1.184	1.404	3.259	8.625
885	8/24/2021	1.439	1.516	1.361	1.095	5.411
886	8/24/2021	2.256	2.359	2.646	2.808	10.067
887	8/24/2021	1.638	1.549	1.989	2.434	7.610
888	8/24/2021	1.062	0.934	0.860	0.854	3.709
889	8/24/2021	2.469	2.620	2.648	2.566	10.302
890	8/24/2021	3.099	3.173	2.999	3.001	12.272
891	8/24/2021	3.668	3.351	3.025	3.245	13.289
892	8/24/2021	2.335	1.751	2.293	1.953	8.332
893	8/24/2021	0.968	1.226	1.179	0.908	4.281
894	8/24/2021	2.788	2.619	2.527	3.057	10.990
895	8/24/2021	0.507	0.510	0.453	0.453	1.923
896	8/24/2021	0.808	0.685	0.959	1.174	3.627
898	8/24/2021	0.381	2.068	2.599	2.240	7.288
899	8/24/2021	1.680	2.242	2.114	2.530	8.566
2	8/25/2021	0.245	1.339	2.453	1.762	5.799
3	8/25/2021	0.399	1.047	2.118	1.975	5.539
4	8/25/2021	2.287	2.272	2.207	2.328	9.094
5	8/25/2021	0.608	0.598	0.634	0.691	2.531
6	8/25/2021	1.802	2.795	3.370	4.008	11.975
7	8/25/2021	1.760	0.885	1.896	1.054	5.595
8	8/25/2021	2.700	4.091	2.857	3.033	12.681
11	8/25/2021	1.944	3.441	5.787	4.024	15.196
12	8/25/2021	2.774	2.840	2.250	2.764	10.628
13	8/25/2021	0.229	1.143	1.865	3.133	6.370

Duke Energy Kentucky
Peak Time Rebate Pilot Program

Customer	Event	Baseline Usage Hour Ending				Total
		4:00	5:00	6:00	7:00	
14	8/25/2021	1.177	1.081	2.597	1.458	6.313
15	8/25/2021	2.591	0.937	1.482	1.763	6.773
16	8/25/2021	1.539	1.744	2.754	2.414	8.451
17	8/25/2021	0.050	0.053	0.087	0.077	0.267
18	8/25/2021	2.059	2.179	1.912	2.184	8.334
19	8/25/2021	0.660	0.774	0.927	0.910	3.271
20	8/25/2021	1.141	1.943	2.047	1.636	6.767
21	8/25/2021	2.339	2.698	2.285	1.732	9.054
22	8/25/2021	4.497	5.719	6.056	5.106	21.378
23	8/25/2021	3.348	3.596	3.674	3.740	14.358
24	8/25/2021	1.482	1.929	2.134	1.897	7.442
25	8/25/2021	2.606	2.618	2.639	2.113	9.976
27	8/25/2021	4.929	6.493	5.770	5.723	22.915
28	8/25/2021	1.840	1.909	1.912	2.000	7.661
29	8/25/2021	0.847	1.371	0.941	0.499	3.658
30	8/25/2021	1.024	1.701	2.771	2.030	7.526
32	8/25/2021	1.620	2.025	0.948	1.088	5.681
34	8/25/2021	1.565	1.801	1.853	1.640	6.859
35	8/25/2021	1.030	0.757	0.250	0.549	2.586
36	8/25/2021	3.292	2.464	3.071	3.809	12.636
38	8/25/2021	2.463	2.306	2.342	2.120	9.231
39	8/25/2021	2.079	1.861	1.814	1.494	7.248
42	8/25/2021	1.217	0.860	1.562	0.949	4.588
43	8/25/2021	1.673	1.537	1.659	2.477	7.346
44	8/25/2021	2.416	3.293	2.719	2.892	11.320
46	8/25/2021	4.420	3.642	3.631	3.566	15.259
47	8/25/2021	3.161	4.069	3.223	2.683	13.136
48	8/25/2021	2.681	1.488	2.279	1.559	8.007
49	8/25/2021	4.317	2.825	3.439	3.024	13.605
50	8/25/2021	0.179	0.113	0.181	0.242	0.715
52	8/25/2021	2.681	3.259	2.595	2.401	10.936
53	8/25/2021	0.872	0.660	0.487	0.629	2.648
54	8/25/2021	1.175	5.042	5.106	6.828	18.151
55	8/25/2021	0.822	0.331	0.706	0.893	2.752
57	8/25/2021	1.758	1.758	2.238	2.566	8.320
58	8/25/2021	1.656	1.591	1.443	1.462	6.152
59	8/25/2021	0.890	1.010	0.938	0.906	3.744
60	8/25/2021	0.113	0.296	0.388	1.112	1.909
61	8/25/2021	1.833	1.480	1.599	1.322	6.234
62	8/25/2021	1.667	1.823	2.011	2.247	7.748
64	8/25/2021	3.258	3.344	3.545	4.122	14.269
65	8/25/2021	0.817	1.240	2.255	2.830	7.142
66	8/25/2021	1.620	1.967	3.130	2.242	8.959
67	8/25/2021	1.588	1.978	2.148	3.772	9.486
68	8/25/2021	1.577	1.780	1.618	1.836	6.811
70	8/25/2021	0.403	0.532	1.189	1.341	3.465
71	8/25/2021	0.889	0.844	0.893	1.189	3.815
73	8/25/2021	1.436	1.392	1.518	1.792	6.138
74	8/25/2021	1.183	0.202	1.227	0.911	3.523
76	8/25/2021	1.583	1.131	1.314	1.469	5.497
77	8/25/2021	0.530	2.186	4.518	3.957	11.191
78	8/25/2021	5.329	5.004	4.738	4.772	19.843
79	8/25/2021	1.725	1.751	1.723	1.887	7.086
80	8/25/2021	2.146	2.512	1.723	2.426	8.807
81	8/25/2021	1.290	1.538	2.825	2.540	8.193
82	8/25/2021	0.889	0.816	0.550	0.696	2.951
83	8/25/2021	3.531	5.059	4.782	3.885	17.257
84	8/25/2021	0.876	1.946	1.924	1.168	5.914
85	8/25/2021	0.654	3.495	1.064	0.605	5.818
86	8/25/2021	2.638	2.649	2.563	2.689	10.539
88	8/25/2021	1.830	2.069	2.106	2.011	8.016
89	8/25/2021	4.004	4.238	5.273	4.430	17.945

Duke Energy Kentucky
Peak Time Rebate Pilot Program

Customer	Event	Baseline Usage Hour Ending				Total
		4:00	5:00	6:00	7:00	
90	8/25/2021	1.692	1.783	1.359	1.318	6.152
91	8/25/2021	2.190	3.320	3.328	2.968	11.806
92	8/25/2021	1.339	1.237	1.954	2.523	7.053
94	8/25/2021	2.290	3.252	3.202	3.121	11.865
95	8/25/2021	1.270	1.325	1.616	2.208	6.419
97	8/25/2021	2.602	2.467	2.667	3.259	10.995
98	8/25/2021	1.249	1.979	2.832	3.406	9.466
99	8/25/2021	2.398	3.274	3.536	3.435	12.643
100	8/25/2021	2.911	2.898	2.677	2.884	11.370
101	8/25/2021	2.745	4.007	4.375	5.255	16.382
102	8/25/2021	0.474	0.943	1.059	0.881	3.357
103	8/25/2021	2.908	1.512	1.487	1.166	7.073
104	8/25/2021	0.483	1.287	2.732	4.525	9.027
105	8/25/2021	4.399	4.977	6.052	7.235	22.663
106	8/25/2021	2.195	2.104	2.090	2.315	8.704
107	8/25/2021	2.569	3.976	2.131	1.780	10.456
108	8/25/2021	0.991	0.830	0.728	0.956	3.505
109	8/25/2021	0.849	0.886	0.841	1.203	3.779
110	8/25/2021	3.179	3.561	3.316	3.402	13.458
111	8/25/2021	0.810	1.241	0.355	1.908	4.314
113	8/25/2021	1.212	1.257	1.394	0.949	4.812
114	8/25/2021	2.375	2.997	1.669	2.321	9.362
115	8/25/2021	1.932	2.582	3.481	1.889	9.884
117	8/25/2021	0.268	0.301	0.503	0.541	1.613
118	8/25/2021	0.972	1.804	1.311	1.782	5.869
120	8/25/2021	3.430	2.019	2.630	1.453	9.532
121	8/25/2021	0.342	0.359	0.493	1.467	2.661
122	8/25/2021	5.482	4.850	3.547	5.209	19.088
123	8/25/2021	1.895	1.263	1.389	1.418	5.965
127	8/25/2021	2.223	1.851	3.021	1.742	8.837
128	8/25/2021	2.697	3.154	2.846	2.650	11.347
129	8/25/2021	3.101	3.237	3.848	3.289	13.475
130	8/25/2021	1.585	1.854	1.222	1.219	5.880
131	8/25/2021	5.738	5.316	6.145	4.997	22.196
132	8/25/2021	1.177	3.879	3.541	4.830	13.427
135	8/25/2021	0.985	0.949	1.035	1.052	4.021
136	8/25/2021	3.523	2.459	2.729	2.790	11.501
138	8/25/2021	5.846	3.798	4.386	5.006	19.036
139	8/25/2021	4.783	4.019	4.676	3.524	17.002
140	8/25/2021	3.583	4.356	3.377	5.671	16.987
141	8/25/2021	0.451	0.491	0.572	0.464	1.978
142	8/25/2021	2.692	1.946	3.077	2.322	10.037
146	8/25/2021	2.909	2.524	2.453	2.459	10.345
147	8/25/2021	1.425	1.540	1.922	2.653	7.540
148	8/25/2021	2.692	2.779	3.127	3.559	12.157
149	8/25/2021	2.561	2.416	2.409	2.226	9.612
150	8/25/2021	2.227	2.385	3.267	2.632	10.511
151	8/25/2021	3.471	2.980	3.553	2.990	12.994
152	8/25/2021	1.526	2.459	2.828	2.955	9.768
153	8/25/2021	0.535	1.157	1.299	1.282	4.273
154	8/25/2021	2.145	2.214	2.110	2.014	8.483
155	8/25/2021	0.371	0.652	0.642	0.657	2.322
156	8/25/2021	0.368	0.373	0.538	0.487	1.766
158	8/25/2021	0.762	0.804	0.739	0.879	3.184
160	8/25/2021	0.492	0.861	0.641	1.075	3.069
161	8/25/2021	2.135	2.375	1.879	1.872	8.261
162	8/25/2021	0.314	0.334	0.379	1.968	2.995
164	8/25/2021	3.107	3.961	4.018	4.522	15.608
165	8/25/2021	0.152	0.154	0.155	0.157	0.618
166	8/25/2021	2.147	3.325	1.507	1.900	8.879
167	8/25/2021	1.971	2.582	1.274	1.264	7.091
168	8/25/2021	4.738	4.870	4.489	4.912	19.009

Duke Energy Kentucky
Peak Time Rebate Pilot Program

Customer	Event	Baseline Usage Hour Ending				Total
		4:00	5:00	6:00	7:00	
170	8/25/2021	2.142	1.017	1.111	1.819	6.089
171	8/25/2021	2.927	2.876	2.879	2.852	11.534
172	8/25/2021	3.545	4.759	4.239	3.505	16.048
173	8/25/2021	5.303	4.448	5.133	5.265	20.149
174	8/25/2021	1.580	1.478	2.511	1.856	7.425
175	8/25/2021	0.933	1.300	1.353	1.454	5.040
177	8/25/2021	3.751	2.624	2.397	2.412	11.184
178	8/25/2021	3.000	2.868	3.227	3.163	12.258
180	8/25/2021	6.446	6.155	7.401	5.428	25.430
181	8/25/2021	1.597	1.529	1.503	1.613	6.242
182	8/25/2021	0.937	0.115	0.119	0.118	1.289
184	8/25/2021	1.902	2.327	2.231	2.922	9.382
185	8/25/2021	0.637	0.659	2.580	1.994	5.870
187	8/25/2021	3.542	4.472	3.863	2.892	14.769
188	8/25/2021	2.641	1.985	2.255	3.910	10.791
190	8/25/2021	0.642	0.906	1.336	1.115	3.999
191	8/25/2021	2.577	1.856	1.269	1.296	6.998
192	8/25/2021	3.894	1.498	4.489	2.728	12.609
194	8/25/2021	1.748	2.030	1.855	2.009	7.642
195	8/25/2021	2.617	1.542	3.633	2.322	10.114
196	8/25/2021	0.998	2.832	3.003	3.071	9.904
197	8/25/2021	0.374	0.368	0.675	1.193	2.610
198	8/25/2021	1.543	1.349	1.326	1.278	5.496
200	8/25/2021	2.071	2.098	2.116	3.330	9.615
202	8/25/2021	0.848	1.109	2.342	1.765	6.064
203	8/25/2021	4.106	3.313	1.597	1.787	10.803
204	8/25/2021	1.690	2.678	3.298	1.657	9.323
205	8/25/2021	2.161	2.574	3.581	4.309	12.625
206	8/25/2021	0.174	0.173	0.176	0.780	1.303
207	8/25/2021	0.918	0.944	0.926	0.892	3.680
208	8/25/2021	2.477	2.440	2.761	2.802	10.480
209	8/25/2021	1.370	1.546	1.634	1.591	6.141
210	8/25/2021	1.235	2.404	2.829	3.155	9.623
211	8/25/2021	2.058	2.913	1.529	1.866	8.366
212	8/25/2021	3.247	3.090	3.230	3.753	13.320
213	8/25/2021	1.011	0.927	0.909	0.813	3.660
214	8/25/2021	0.421	1.307	2.318	2.297	6.343
215	8/25/2021	0.902	1.202	1.317	2.045	5.466
217	8/25/2021	1.906	2.047	2.133	2.298	8.384
218	8/25/2021	2.787	2.350	1.790	2.448	9.375
219	8/25/2021	2.369	2.755	2.825	2.905	10.854
220	8/25/2021	1.830	2.207	2.422	1.460	7.919
221	8/25/2021	1.413	1.846	2.612	2.397	8.268
222	8/25/2021	1.801	1.894	1.877	1.886	7.458
223	8/25/2021	3.639	4.008	3.352	3.042	14.041
225	8/25/2021	3.759	3.572	3.621	3.426	14.378
226	8/25/2021	2.330	3.344	3.845	3.088	12.607
227	8/25/2021	2.513	2.129	1.629	1.766	8.037
228	8/25/2021	1.897	1.920	2.009	2.194	8.020
229	8/25/2021	3.031	2.980	3.092	2.983	12.086
230	8/25/2021	0.582	0.801	0.939	0.942	3.264
231	8/25/2021	2.523	3.758	4.004	4.555	14.840
232	8/25/2021	1.367	1.301	1.063	1.523	5.254
233	8/25/2021	2.175	2.565	2.033	2.226	8.999
235	8/25/2021	1.167	0.877	1.061	0.845	3.950
236	8/25/2021	1.319	1.147	2.861	2.386	7.713
237	8/25/2021	1.447	1.229	1.406	2.329	6.411
238	8/25/2021	0.532	2.312	2.903	2.750	8.497
239	8/25/2021	2.302	2.317	3.100	3.041	10.760
240	8/25/2021	1.792	1.238	1.697	2.757	7.484
241	8/25/2021	1.081	0.927	0.772	0.876	3.656
242	8/25/2021	2.361	2.303	2.509	2.388	9.561

Duke Energy Kentucky
Peak Time Rebate Pilot Program

Customer	Event	Baseline Usage Hour Ending				Total
		4:00	5:00	6:00	7:00	
244	8/25/2021	1.287	1.309	1.152	0.199	3.947
245	8/25/2021	1.075	1.170	1.690	1.601	5.536
246	8/25/2021	2.385	2.745	2.715	3.390	11.235
247	8/25/2021	3.368	3.593	2.081	2.286	11.328
248	8/25/2021	0.183	0.182	0.182	0.183	0.730
249	8/25/2021	0.944	1.086	1.178	1.283	4.491
250	8/25/2021	1.184	1.054	1.244	1.393	4.875
251	8/25/2021	0.160	0.158	0.156	0.522	0.996
253	8/25/2021	1.507	1.782	1.856	2.047	7.192
254	8/25/2021	3.707	3.539	3.983	4.073	15.302
255	8/25/2021	0.371	2.195	2.914	2.305	7.785
256	8/25/2021	0.907	1.146	2.693	4.721	9.467
257	8/25/2021	1.026	1.332	1.310	1.305	4.973
258	8/25/2021	1.353	1.714	1.508	1.560	6.135
259	8/25/2021	2.503	2.363	2.589	2.535	9.990
260	8/25/2021	5.266	5.101	5.649	5.758	21.774
261	8/25/2021	2.490	2.230	2.694	3.823	11.237
262	8/25/2021	1.471	1.293	2.548	2.418	7.730
263	8/25/2021	0.418	0.501	0.296	0.428	1.643
264	8/25/2021	3.784	3.842	3.998	4.784	16.408
265	8/25/2021	3.250	3.603	3.077	2.842	12.772
266	8/25/2021	2.598	3.095	2.449	3.880	12.022
267	8/25/2021	0.847	1.723	1.286	1.071	4.927
268	8/25/2021	1.442	1.369	1.487	1.737	6.035
270	8/25/2021	1.684	1.680	1.800	2.248	7.412
271	8/25/2021	1.426	1.295	2.061	0.501	5.283
272	8/25/2021	0.696	0.903	0.427	0.995	3.021
274	8/25/2021	0.921	0.715	1.523	4.543	7.702
275	8/25/2021	5.099	4.946	4.732	4.827	19.604
276	8/25/2021	1.677	2.487	1.513	3.255	8.932
277	8/25/2021	1.593	1.152	1.155	1.219	5.119
278	8/25/2021	0.389	0.441	0.442	0.465	1.737
279	8/25/2021	2.263	2.683	4.432	3.725	13.103
280	8/25/2021	3.710	2.233	5.898	5.646	17.487
281	8/25/2021	2.226	1.948	2.579	3.858	10.611
282	8/25/2021	0.599	2.198	2.952	2.588	8.337
283	8/25/2021	1.769	1.682	2.078	2.531	8.060
284	8/25/2021	0.955	2.583	2.216	3.723	9.477
285	8/25/2021	2.274	2.119	2.125	2.823	9.341
286	8/25/2021	1.254	2.164	1.044	1.793	6.255
287	8/25/2021	1.340	0.900	0.917	1.044	4.201
288	8/25/2021	1.516	2.290	1.257	2.742	7.805
289	8/25/2021	1.253	1.265	1.241	1.272	5.031
290	8/25/2021	1.046	1.302	1.552	2.211	6.111
291	8/25/2021	1.584	1.924	1.268	1.178	5.954
292	8/25/2021	1.531	2.975	3.219	2.165	9.890
295	8/25/2021	0.916	4.244	3.955	2.872	11.987
296	8/25/2021	0.652	0.461	0.499	0.417	2.029
297	8/25/2021	1.657	3.545	1.718	2.129	9.049
298	8/25/2021	0.963	3.204	1.634	1.413	7.214
299	8/25/2021	1.795	2.204	1.628	2.061	7.688
300	8/25/2021	0.355	1.200	1.090	1.246	3.891
301	8/25/2021	1.612	1.535	1.664	1.655	6.466
302	8/25/2021	1.231	1.933	1.306	1.238	5.708
304	8/25/2021	2.248	2.091	2.659	2.888	9.886
305	8/25/2021	0.923	0.996	1.673	2.018	5.610
306	8/25/2021	2.257	3.366	3.470	3.795	12.888
307	8/25/2021	1.983	1.396	0.497	1.106	4.982
308	8/25/2021	0.203	0.794	0.905	0.895	2.797
310	8/25/2021	1.851	1.807	1.762	1.734	7.154
313	8/25/2021	2.140	2.292	2.261	2.362	9.055
314	8/25/2021	1.492	1.608	1.474	1.011	5.585

Duke Energy Kentucky
Peak Time Rebate Pilot Program

Customer	Event	Baseline Usage Hour Ending				Total
		4:00	5:00	6:00	7:00	
316	8/25/2021	2.008	1.466	3.507	5.040	12.021
317	8/25/2021	2.828	2.627	2.397	2.128	9.980
318	8/25/2021	0.718	1.033	3.073	3.519	8.343
319	8/25/2021	1.516	1.467	2.903	1.424	7.310
320	8/25/2021	2.504	2.504	2.540	2.548	10.096
322	8/25/2021	1.466	2.985	3.119	1.567	9.137
324	8/25/2021	4.387	5.211	5.184	4.311	19.093
325	8/25/2021	1.543	1.397	1.651	1.496	6.087
326	8/25/2021	6.218	7.591	5.925	5.020	24.754
327	8/25/2021	0.827	1.306	1.423	1.204	4.760
328	8/25/2021	1.867	1.636	1.349	1.227	6.079
329	8/25/2021	2.201	2.621	2.494	2.218	9.534
330	8/25/2021	2.117	2.800	3.533	3.374	11.824
331	8/25/2021	3.059	3.048	3.018	2.813	11.938
332	8/25/2021	2.250	2.809	2.795	3.149	11.003
333	8/25/2021	0.635	1.649	1.121	1.281	4.686
334	8/25/2021	2.777	2.855	3.142	2.974	11.748
336	8/25/2021	0.624	0.714	0.823	1.051	3.212
337	8/25/2021	1.107	1.081	1.159	0.950	4.297
338	8/25/2021	2.188	1.319	1.670	1.431	6.608
339	8/25/2021	2.466	1.489	1.333	2.569	7.857
340	8/25/2021	0.188	1.387	0.848	1.751	4.174
341	8/25/2021	1.341	3.296	3.286	2.113	10.036
342	8/25/2021	0.879	1.280	1.122	1.683	4.964
343	8/25/2021	1.348	1.465	1.549	1.497	5.859
344	8/25/2021	2.551	3.283	3.382	3.702	12.918
345	8/25/2021	1.119	0.887	1.853	2.266	6.125
346	8/25/2021	2.243	2.544	3.123	3.830	11.740
347	8/25/2021	3.646	3.397	2.827	2.801	12.671
348	8/25/2021	1.404	1.563	1.925	3.471	8.363
350	8/25/2021	0.789	2.290	2.980	4.008	10.067
351	8/25/2021	0.593	0.940	0.686	0.720	2.939
352	8/25/2021	0.575	0.587	0.986	1.763	3.911
353	8/25/2021	2.941	2.346	2.404	2.570	10.261
354	8/25/2021	3.849	2.723	2.580	1.980	11.132
355	8/25/2021	0.269	0.271	0.299	0.338	1.177
356	8/25/2021	2.720	2.595	3.280	3.291	11.886
357	8/25/2021	2.875	2.786	4.024	3.440	13.125
359	8/25/2021	2.899	4.205	3.929	3.701	14.734
360	8/25/2021	1.914	2.082	2.561	2.369	8.926
361	8/25/2021	1.736	1.635	1.659	1.464	6.494
362	8/25/2021	1.447	1.278	1.338	1.187	5.250
363	8/25/2021	2.269	3.881	3.347	3.393	12.890
364	8/25/2021	1.625	1.665	1.836	2.005	7.131
365	8/25/2021	0.812	0.770	0.731	0.715	3.028
366	8/25/2021	0.241	0.318	0.275	0.217	1.051
367	8/25/2021	1.234	1.427	0.783	0.667	4.111
368	8/25/2021	2.140	1.697	2.469	2.315	8.621
370	8/25/2021	1.533	2.737	2.585	1.755	8.610
371	8/25/2021	1.797	0.684	0.622	0.798	3.901
372	8/25/2021	0.991	3.278	1.685	1.518	7.472
374	8/25/2021	0.558	0.387	0.417	0.432	1.794
375	8/25/2021	3.877	3.714	3.971	4.299	15.861
376	8/25/2021	2.779	2.749	2.648	2.527	10.703
377	8/25/2021	2.745	2.374	2.385	3.809	11.313
378	8/25/2021	2.351	1.711	1.761	1.801	7.624
380	8/25/2021	0.442	0.634	0.550	0.830	2.456
381	8/25/2021	0.812	0.772	0.505	1.357	3.446
383	8/25/2021	0.421	2.905	3.019	2.832	9.177
384	8/25/2021	2.591	3.190	2.407	2.343	10.531
385	8/25/2021	0.894	0.492	0.505	0.692	2.583
386	8/25/2021	2.775	3.942	2.755	3.053	12.525

Duke Energy Kentucky
Peak Time Rebate Pilot Program

Customer	Event	Baseline Usage Hour Ending				Total
		4:00	5:00	6:00	7:00	
387	8/25/2021	1.471	1.881	1.899	2.307	7.558
388	8/25/2021	1.366	1.726	3.303	2.164	8.559
389	8/25/2021	1.590	2.968	1.793	2.974	9.325
390	8/25/2021	0.231	0.198	0.249	0.291	0.969
392	8/25/2021	1.824	1.887	1.589	3.042	8.342
393	8/25/2021	0.130	0.490	0.652	0.808	2.080
395	8/25/2021	0.289	0.334	0.263	0.266	1.152
396	8/25/2021	1.990	2.458	2.268	2.754	9.470
397	8/25/2021	3.847	4.348	3.754	2.980	14.929
398	8/25/2021	2.461	2.478	2.637	3.363	10.939
399	8/25/2021	3.180	3.239	3.217	2.952	12.588
400	8/25/2021	2.084	2.131	2.926	1.844	8.985
402	8/25/2021	1.613	1.264	1.301	1.270	5.448
403	8/25/2021	0.514	0.543	0.987	1.100	3.144
404	8/25/2021	4.385	4.639	4.563	4.801	18.388
405	8/25/2021	1.406	0.875	0.670	0.787	3.738
407	8/25/2021	2.659	2.773	2.537	3.496	11.465
408	8/25/2021	2.210	2.421	2.326	2.253	9.210
409	8/25/2021	0.108	0.138	0.298	0.760	1.304
410	8/25/2021	2.209	2.105	2.218	2.097	8.629
411	8/25/2021	1.239	2.951	2.609	2.603	9.402
412	8/25/2021	2.859	2.157	2.586	1.200	8.802
413	8/25/2021	1.781	2.621	4.500	2.679	11.581
414	8/25/2021	4.230	4.847	5.614	4.600	19.291
415	8/25/2021	1.646	1.444	1.818	0.809	5.717
416	8/25/2021	1.565	3.329	2.771	2.480	10.145
417	8/25/2021	2.953	2.791	2.607	3.034	11.385
418	8/25/2021	0.840	0.620	0.530	2.043	4.033
419	8/25/2021	3.856	3.089	3.399	4.048	14.392
420	8/25/2021	3.885	4.672	4.435	4.666	17.658
421	8/25/2021	1.190	1.103	1.320	1.228	4.841
422	8/25/2021	0.510	0.693	0.364	0.131	1.698
423	8/25/2021	3.777	4.210	3.687	4.000	15.674
424	8/25/2021	2.440	2.151	2.853	2.409	9.853
426	8/25/2021	0.748	0.668	0.848	1.802	4.066
427	8/25/2021	2.970	3.121	4.225	3.165	13.481
428	8/25/2021	0.565	0.916	0.728	0.697	2.906
429	8/25/2021	1.689	2.016	2.040	1.674	7.419
430	8/25/2021	3.718	3.880	2.827	2.289	12.714
431	8/25/2021	4.608	4.761	3.573	3.759	16.701
432	8/25/2021	2.313	2.590	2.310	2.875	10.088
433	8/25/2021	0.894	1.794	2.440	1.870	6.998
434	8/25/2021	3.884	4.744	4.514	4.249	17.391
435	8/25/2021	5.961	6.163	5.700	5.592	23.416
436	8/25/2021	1.223	1.430	2.120	1.920	6.693
437	8/25/2021	1.096	1.287	1.167	1.297	4.847
438	8/25/2021	1.270	1.205	0.626	0.794	3.895
439	8/25/2021	2.177	3.169	4.029	3.742	13.117
440	8/25/2021	1.736	2.641	3.672	3.335	11.384
441	8/25/2021	0.080	0.079	0.078	0.111	0.348
442	8/25/2021	2.090	1.930	1.961	2.664	8.645
443	8/25/2021	1.436	1.011	1.198	1.024	4.669
444	8/25/2021	3.273	3.568	4.842	3.573	15.256
445	8/25/2021	0.093	0.183	0.203	0.162	0.641
446	8/25/2021	0.325	0.811	0.597	0.453	2.186
447	8/25/2021	3.861	4.002	3.774	3.467	15.104
448	8/25/2021	3.673	4.379	3.200	2.803	14.055
449	8/25/2021	1.670	1.673	2.488	2.197	8.028
450	8/25/2021	0.352	0.329	1.442	1.083	3.206
451	8/25/2021	3.119	4.309	3.006	3.799	14.233
452	8/25/2021	2.620	2.672	2.559	2.614	10.465
456	8/25/2021	1.548	2.631	1.809	2.723	8.711

Duke Energy Kentucky
Peak Time Rebate Pilot Program

Customer	Event	Baseline Usage Hour Ending				Total
		4:00	5:00	6:00	7:00	
457	8/25/2021	1.662	2.988	3.111	2.620	10.381
458	8/25/2021	1.731	2.314	3.393	2.335	9.773
459	8/25/2021	2.473	2.465	2.925	2.906	10.769
460	8/25/2021	0.356	0.348	0.354	0.682	1.740
461	8/25/2021	1.562	1.548	1.657	1.669	6.436
463	8/25/2021	2.079	2.641	2.747	2.935	10.402
464	8/25/2021	1.463	1.698	1.318	1.359	5.838
465	8/25/2021	0.169	1.033	0.962	0.947	3.111
466	8/25/2021	1.946	2.636	2.946	4.255	11.783
467	8/25/2021	3.307	3.753	3.605	4.297	14.962
468	8/25/2021	0.531	0.606	0.665	0.656	2.458
470	8/25/2021	1.478	1.664	2.075	2.526	7.743
472	8/25/2021	1.998	3.048	2.532	3.633	11.211
474	8/25/2021	0.950	1.207	1.184	0.981	4.322
475	8/25/2021	0.325	0.325	0.325	0.326	1.301
476	8/25/2021	0.856	0.798	0.849	0.726	3.229
477	8/25/2021	1.127	1.690	1.639	0.935	5.391
478	8/25/2021	0.357	0.582	1.289	1.408	3.636
479	8/25/2021	1.919	2.100	2.898	2.997	9.914
480	8/25/2021	0.700	0.780	4.016	4.882	10.378
481	8/25/2021	3.339	3.047	3.923	5.146	15.455
482	8/25/2021	2.466	1.566	2.462	2.133	8.627
483	8/25/2021	0.465	0.673	0.621	0.548	2.307
484	8/25/2021	2.380	2.149	1.886	2.950	9.365
486	8/25/2021	2.819	2.676	2.247	2.085	9.827
487	8/25/2021	0.729	1.821	2.444	1.867	6.861
488	8/25/2021	1.517	2.223	3.430	2.472	9.642
489	8/25/2021	1.333	1.218	1.401	1.422	5.374
490	8/25/2021	1.328	1.504	1.393	1.643	5.868
491	8/25/2021	2.425	1.999	1.418	2.059	7.901
492	8/25/2021	2.445	2.314	3.760	4.366	12.885
493	8/25/2021	3.441	4.765	3.592	4.040	15.838
494	8/25/2021	1.877	2.152	2.109	1.899	8.037
495	8/25/2021	1.765	2.443	2.251	1.961	8.420
496	8/25/2021	0.623	1.050	0.893	1.682	4.248
497	8/25/2021	7.187	8.837	7.389	6.806	30.219
498	8/25/2021	0.516	0.240	0.249	0.273	1.278
499	8/25/2021	2.716	1.565	1.192	2.143	7.616
500	8/25/2021	1.019	0.554	0.246	0.471	2.290
501	8/25/2021	0.488	0.506	0.666	0.824	2.484
503	8/25/2021	1.844	2.634	1.992	3.130	9.600
505	8/25/2021	0.807	0.726	0.685	0.810	3.028
507	8/25/2021	3.165	2.609	2.562	4.764	13.100
508	8/25/2021	1.154	1.214	2.726	1.129	6.223
509	8/25/2021	1.548	1.611	2.200	2.113	7.472
510	8/25/2021	2.480	2.035	2.862	3.436	10.813
511	8/25/2021	3.064	3.753	3.773	3.166	13.756
512	8/25/2021	4.001	4.166	4.476	2.219	14.862
515	8/25/2021	1.774	2.111	3.507	2.674	10.066
516	8/25/2021	4.002	4.103	1.066	0.795	9.966
517	8/25/2021	0.503	1.689	1.573	0.362	4.127
518	8/25/2021	1.639	1.953	2.126	2.178	7.896
520	8/25/2021	6.552	5.558	6.279	5.940	24.329
521	8/25/2021	3.484	2.771	3.029	3.953	13.237
522	8/25/2021	1.022	0.813	0.772	1.352	3.959
523	8/25/2021	2.275	1.758	1.828	1.604	7.465
524	8/25/2021	1.400	1.346	2.641	3.829	9.216
526	8/25/2021	1.095	1.099	1.103	1.126	4.423
527	8/25/2021	1.201	1.486	2.153	1.813	6.653
528	8/25/2021	4.083	4.264	4.022	4.295	16.664
529	8/25/2021	3.005	3.581	2.373	3.323	12.282
530	8/25/2021	0.524	0.477	0.656	0.864	2.521

Duke Energy Kentucky
Peak Time Rebate Pilot Program

Customer	Event	Baseline Usage Hour Ending				Total
		4:00	5:00	6:00	7:00	
531	8/25/2021	1.768	1.862	2.911	2.067	8.608
532	8/25/2021	1.490	1.422	1.369	1.827	6.108
533	8/25/2021	0.310	0.808	0.449	0.267	1.834
534	8/25/2021	1.017	0.935	1.468	1.116	4.536
535	8/25/2021	1.985	2.010	2.179	2.323	8.497
536	8/25/2021	1.273	1.783	1.885	2.290	7.231
537	8/25/2021	0.663	0.787	0.741	0.612	2.803
538	8/25/2021	2.929	3.016	3.616	4.256	13.817
539	8/25/2021	1.931	1.582	1.493	1.562	6.568
540	8/25/2021	0.735	0.714	0.618	1.135	3.202
541	8/25/2021	0.559	0.486	0.426	0.225	1.696
542	8/25/2021	1.974	1.568	2.985	2.261	8.788
543	8/25/2021	3.185	3.152	3.068	3.537	12.942
544	8/25/2021	3.608	3.507	3.451	3.164	13.730
545	8/25/2021	1.999	2.163	2.326	1.945	8.433
546	8/25/2021	4.148	4.406	4.069	4.149	16.772
547	8/25/2021	1.468	1.787	1.750	3.753	8.758
548	8/25/2021	0.877	0.872	0.805	2.283	4.837
549	8/25/2021	0.233	0.111	0.804	0.654	1.802
550	8/25/2021	1.708	3.379	2.031	1.557	8.675
553	8/25/2021	1.714	2.596	2.458	1.167	7.935
554	8/25/2021	2.589	3.177	3.424	3.740	12.930
555	8/25/2021	2.704	2.883	3.130	2.897	11.614
556	8/25/2021	1.304	1.475	1.125	1.114	5.018
557	8/25/2021	2.429	2.884	2.925	4.181	12.419
558	8/25/2021	2.014	1.811	2.210	1.752	7.787
559	8/25/2021	2.578	3.046	3.015	3.110	11.749
560	8/25/2021	3.281	3.413	4.264	3.775	14.733
561	8/25/2021	0.913	0.729	0.706	1.249	3.597
562	8/25/2021	2.521	3.147	3.047	3.329	12.044
563	8/25/2021	1.182	1.434	1.998	1.793	6.407
565	8/25/2021	1.993	3.241	4.447	4.432	14.113
566	8/25/2021	0.738	0.903	0.957	0.843	3.441
568	8/25/2021	0.161	0.288	1.077	0.297	1.823
569	8/25/2021	1.213	1.079	0.815	1.634	4.741
570	8/25/2021	1.222	1.037	1.688	2.444	6.391
571	8/25/2021	2.146	1.856	1.909	1.675	7.586
572	8/25/2021	2.910	2.704	2.743	2.807	11.164
573	8/25/2021	0.788	0.834	1.204	0.804	3.630
574	8/25/2021	1.271	1.399	1.552	0.913	5.135
575	8/25/2021	3.494	5.287	6.329	4.689	19.799
576	8/25/2021	4.806	4.846	5.670	4.822	20.144
577	8/25/2021	0.812	1.071	2.382	2.066	6.331
578	8/25/2021	1.992	1.686	2.221	1.590	7.489
579	8/25/2021	0.945	2.629	2.916	4.027	10.517
580	8/25/2021	5.454	4.741	2.643	3.442	16.280
581	8/25/2021	3.177	2.481	3.354	3.777	12.789
582	8/25/2021	2.004	2.263	2.909	3.721	10.897
584	8/25/2021	2.442	2.182	1.347	0.950	6.921
585	8/25/2021	1.074	1.005	1.085	0.838	4.002
586	8/25/2021	3.507	3.739	4.770	4.224	16.240
587	8/25/2021	0.211	0.705	2.768	3.199	6.883
588	8/25/2021	2.712	2.771	4.510	5.171	15.164
589	8/25/2021	1.721	1.793	2.683	2.033	8.230
590	8/25/2021	1.142	1.142	1.151	1.134	4.569
591	8/25/2021	1.676	3.586	1.905	2.069	9.236
592	8/25/2021	0.741	1.331	2.316	1.675	6.063
593	8/25/2021	1.775	2.147	2.361	2.014	8.297
594	8/25/2021	2.685	2.075	1.090	0.990	6.840
595	8/25/2021	1.215	2.098	1.481	1.523	6.317
596	8/25/2021	0.290	0.309	0.889	0.612	2.100
597	8/25/2021	3.293	6.325	5.475	3.838	18.931

Duke Energy Kentucky
Peak Time Rebate Pilot Program

Customer	Event	Baseline Usage Hour Ending				Total
		4:00	5:00	6:00	7:00	
598	8/25/2021	1.003	1.395	1.577	1.000	4.975
599	8/25/2021	1.893	1.860	1.978	2.180	7.911
600	8/25/2021	1.827	1.865	2.115	1.692	7.499
601	8/25/2021	3.980	3.773	3.835	4.398	15.986
602	8/25/2021	1.142	1.524	1.734	2.872	7.272
603	8/25/2021	2.262	3.513	3.999	5.758	15.532
604	8/25/2021	0.415	0.455	2.309	0.462	3.641
605	8/25/2021	0.671	0.536	0.794	1.733	3.734
606	8/25/2021	0.000	0.001	0.005	0.260	0.266
608	8/25/2021	3.913	4.176	3.951	3.713	15.753
609	8/25/2021	0.410	0.408	0.337	0.327	1.482
610	8/25/2021	1.704	1.572	1.688	1.925	6.889
611	8/25/2021	0.981	1.381	2.009	3.607	7.978
612	8/25/2021	0.840	1.077	1.423	1.342	4.682
613	8/25/2021	1.945	1.874	1.931	3.113	8.863
614	8/25/2021	2.463	3.410	2.801	4.015	12.689
615	8/25/2021	1.603	1.495	1.315	1.892	6.305
616	8/25/2021	0.502	0.145	0.588	1.070	2.305
617	8/25/2021	1.937	1.802	2.314	1.872	7.925
618	8/25/2021	0.725	1.923	2.113	1.321	6.082
619	8/25/2021	0.456	0.671	0.940	1.227	3.294
620	8/25/2021	0.639	0.563	0.638	0.794	2.634
621	8/25/2021	4.900	4.748	4.963	1.522	16.133
622	8/25/2021	1.952	1.573	1.881	1.361	6.767
623	8/25/2021	1.385	1.522	1.471	1.367	5.745
624	8/25/2021	1.564	1.470	1.520	1.584	6.138
625	8/25/2021	1.114	1.121	1.123	0.927	4.285
626	8/25/2021	1.027	1.310	0.822	0.791	3.950
627	8/25/2021	1.993	1.889	2.091	1.633	7.606
628	8/25/2021	2.387	2.163	2.687	3.263	10.500
629	8/25/2021	2.919	3.456	2.918	1.817	11.110
630	8/25/2021	1.933	4.049	2.469	3.161	11.612
631	8/25/2021	3.266	4.393	3.277	5.203	16.139
632	8/25/2021	0.305	0.272	0.238	0.798	1.613
633	8/25/2021	0.878	0.842	0.642	1.039	3.401
634	8/25/2021	2.586	3.472	3.337	2.956	12.351
635	8/25/2021	3.029	3.787	3.691	2.963	13.470
636	8/25/2021	2.653	2.878	1.906	1.508	8.945
639	8/25/2021	1.686	1.861	1.829	1.702	7.078
640	8/25/2021	2.052	1.709	1.417	0.592	5.770
641	8/25/2021	4.196	4.379	6.451	5.693	20.719
642	8/25/2021	0.272	0.230	0.240	0.147	0.889
644	8/25/2021	3.978	3.395	3.093	3.000	13.466
645	8/25/2021	0.151	0.432	0.568	0.864	2.015
646	8/25/2021	1.559	2.216	3.682	2.062	9.519
647	8/25/2021	2.303	2.501	1.780	1.722	8.306
648	8/25/2021	2.576	2.599	2.543	2.278	9.996
649	8/25/2021	1.140	1.312	1.329	1.192	4.973
650	8/25/2021	2.455	2.594	3.116	2.633	10.798
651	8/25/2021	7.518	6.836	6.514	5.771	26.639
652	8/25/2021	0.784	1.074	2.908	2.070	6.836
653	8/25/2021	0.558	0.799	0.900	0.886	3.143
654	8/25/2021	0.389	0.393	0.376	0.569	1.727
655	8/25/2021	0.465	0.392	0.446	0.253	1.556
657	8/25/2021	0.417	0.471	0.901	1.119	2.908
658	8/25/2021	6.104	6.195	5.739	5.016	23.054
659	8/25/2021	2.216	1.217	1.684	1.605	6.722
660	8/25/2021	1.649	1.822	1.551	2.096	7.118
661	8/25/2021	1.149	0.914	1.139	0.914	4.116
662	8/25/2021	1.065	0.965	0.858	1.462	4.350
663	8/25/2021	1.734	1.605	3.499	2.585	9.423
665	8/25/2021	1.218	0.921	0.450	0.422	3.011

Duke Energy Kentucky
Peak Time Rebate Pilot Program

Customer	Event	Baseline Usage Hour Ending				Total
		4:00	5:00	6:00	7:00	
666	8/25/2021	3.814	4.480	3.295	3.239	14.828
667	8/25/2021	1.601	2.190	2.142	2.192	8.125
668	8/25/2021	4.392	4.091	4.198	4.013	16.694
669	8/25/2021	1.633	2.723	4.656	3.867	12.879
670	8/25/2021	0.894	0.781	0.900	1.330	3.905
672	8/25/2021	2.666	2.603	2.696	1.228	9.193
673	8/25/2021	0.458	0.494	0.944	3.152	5.048
674	8/25/2021	3.276	3.419	3.377	3.166	13.238
675	8/25/2021	1.011	1.612	3.686	2.884	9.193
676	8/25/2021	1.916	2.633	2.776	2.326	9.651
677	8/25/2021	3.396	3.409	3.630	3.528	13.963
678	8/25/2021	4.489	4.314	3.120	3.115	15.038
679	8/25/2021	1.700	1.877	2.043	1.865	7.485
680	8/25/2021	0.808	0.812	0.870	1.950	4.440
681	8/25/2021	1.319	1.256	2.377	1.141	6.093
682	8/25/2021	2.257	3.714	3.500	3.610	13.081
683	8/25/2021	1.854	1.912	1.731	1.453	6.950
685	8/25/2021	2.525	2.640	3.722	3.638	12.525
686	8/25/2021	3.918	4.174	3.837	4.067	15.996
687	8/25/2021	0.699	0.701	1.066	1.686	4.152
688	8/25/2021	2.437	2.428	2.491	3.100	10.456
689	8/25/2021	0.004	0.239	0.004	0.004	0.251
690	8/25/2021	2.031	2.143	2.385	2.272	8.831
691	8/25/2021	0.371	0.523	0.377	0.421	1.692
692	8/25/2021	2.847	3.558	2.498	2.794	11.697
693	8/25/2021	2.053	1.785	2.700	1.926	8.464
694	8/25/2021	0.817	1.276	0.961	1.079	4.133
695	8/25/2021	2.892	2.191	2.251	2.343	9.677
696	8/25/2021	0.455	0.384	0.505	0.877	2.221
697	8/25/2021	0.445	0.626	0.708	0.563	2.342
698	8/25/2021	1.886	0.718	0.681	1.391	4.676
699	8/25/2021	0.937	0.356	1.743	2.050	5.086
700	8/25/2021	1.528	1.529	1.525	0.912	5.494
701	8/25/2021	3.787	3.834	4.124	4.422	16.167
703	8/25/2021	1.493	1.568	1.734	3.083	7.878
704	8/25/2021	1.085	1.017	1.133	1.045	4.280
705	8/25/2021	2.126	2.531	3.511	3.259	11.427
706	8/25/2021	0.075	0.103	0.136	0.121	0.435
707	8/25/2021	2.475	3.451	3.668	3.268	12.862
708	8/25/2021	1.084	0.404	0.254	1.231	2.973
709	8/25/2021	1.588	2.144	2.110	1.628	7.470
710	8/25/2021	1.168	2.798	3.941	3.284	11.191
711	8/25/2021	3.265	3.499	3.427	3.313	13.504
712	8/25/2021	1.527	1.197	1.425	1.425	5.574
713	8/25/2021	1.957	2.243	2.757	3.202	10.159
714	8/25/2021	1.964	2.011	2.025	2.346	8.346
715	8/25/2021	1.139	0.451	1.084	0.244	2.918
716	8/25/2021	1.295	1.262	1.262	1.142	4.961
719	8/25/2021	2.846	3.153	2.656	3.822	12.477
720	8/25/2021	0.959	1.443	1.506	2.782	6.690
721	8/25/2021	0.895	0.910	0.931	0.903	3.639
722	8/25/2021	1.872	2.687	2.763	2.606	9.928
724	8/25/2021	2.451	3.518	1.880	1.829	9.678
725	8/25/2021	0.104	0.202	0.199	0.101	0.606
728	8/25/2021	1.294	1.388	1.532	1.404	5.618
729	8/25/2021	0.678	3.100	1.725	0.840	6.343
730	8/25/2021	1.881	1.853	1.741	1.869	7.344
731	8/25/2021	0.509	0.341	0.344	0.598	1.792
732	8/25/2021	3.782	4.384	4.533	4.224	16.923
733	8/25/2021	1.305	1.344	1.277	1.497	5.423
734	8/25/2021	0.426	1.449	1.437	2.525	5.837
737	8/25/2021	3.745	2.389	1.206	0.727	8.067

Duke Energy Kentucky
Peak Time Rebate Pilot Program

Customer	Event	Baseline Usage Hour Ending				Total
		4:00	5:00	6:00	7:00	
738	8/25/2021	1.301	0.326	0.637	1.152	3.416
739	8/25/2021	1.564	2.406	1.967	1.233	7.170
740	8/25/2021	4.084	1.963	2.734	0.825	9.606
743	8/25/2021	1.354	0.985	1.070	1.616	5.025
744	8/25/2021	0.712	0.711	0.756	0.734	2.913
745	8/25/2021	1.980	2.359	2.296	2.363	8.998
746	8/25/2021	4.143	5.168	4.879	2.749	16.939
747	8/25/2021	1.474	1.268	0.881	1.036	4.659
748	8/25/2021	5.631	5.043	4.810	5.173	20.657
749	8/25/2021	0.166	0.162	0.568	0.165	1.061
751	8/25/2021	2.153	2.790	2.426	3.134	10.503
752	8/25/2021	3.859	4.204	4.159	5.745	17.967
753	8/25/2021	1.496	1.582	1.753	1.764	6.595
754	8/25/2021	3.836	3.280	4.556	4.896	16.568
755	8/25/2021	2.392	2.908	2.875	2.345	10.520
756	8/25/2021	0.749	1.000	1.131	0.403	3.283
757	8/25/2021	2.874	3.157	2.441	2.460	10.932
758	8/25/2021	4.661	4.115	4.017	3.988	16.781
759	8/25/2021	1.743	1.796	1.603	1.502	6.644
760	8/25/2021	1.682	1.740	2.021	1.731	7.174
761	8/25/2021	2.797	3.514	4.452	4.956	15.719
762	8/25/2021	0.547	0.841	1.374	0.981	3.743
763	8/25/2021	0.596	1.217	1.282	0.909	4.004
764	8/25/2021	3.426	3.380	3.279	2.956	13.041
765	8/25/2021	2.360	1.794	2.116	1.669	7.939
766	8/25/2021	1.611	1.556	1.508	1.491	6.166
767	8/25/2021	1.071	0.994	1.086	1.086	4.237
768	8/25/2021	1.152	1.385	1.695	1.404	5.636
769	8/25/2021	3.140	3.192	3.380	3.700	13.412
771	8/25/2021	0.606	0.917	1.258	1.900	4.681
772	8/25/2021	1.000	0.882	0.953	0.766	3.601
773	8/25/2021	0.601	0.746	0.821	0.835	3.003
774	8/25/2021	2.295	1.569	1.452	1.869	7.185
775	8/25/2021	0.508	0.887	1.506	1.233	4.134
776	8/25/2021	2.531	2.622	2.115	2.401	9.669
777	8/25/2021	3.283	3.186	3.120	3.322	12.911
778	8/25/2021	1.923	1.730	2.382	2.327	8.362
779	8/25/2021	2.249	2.717	1.963	1.808	8.737
780	8/25/2021	0.411	0.425	0.688	0.763	2.287
781	8/25/2021	2.888	2.332	2.543	1.990	9.753
782	8/25/2021	1.879	2.169	2.432	3.250	9.730
783	8/25/2021	1.954	1.944	1.954	1.601	7.453
784	8/25/2021	1.214	1.156	1.014	0.879	4.263
785	8/25/2021	3.653	3.810	3.076	5.193	15.732
787	8/25/2021	0.701	0.688	0.893	0.771	3.053
789	8/25/2021	2.447	2.396	3.286	3.205	11.334
790	8/25/2021	0.924	1.064	0.840	0.831	3.659
793	8/25/2021	1.680	2.399	2.476	1.931	8.486
794	8/25/2021	2.797	3.229	2.917	3.646	12.589
796	8/25/2021	1.299	0.943	1.105	1.218	4.565
797	8/25/2021	0.062	0.067	0.060	0.320	0.509
798	8/25/2021	0.713	0.645	0.751	0.870	2.979
799	8/25/2021	0.673	0.712	0.684	0.672	2.741
800	8/25/2021	1.025	1.053	0.869	2.037	4.984
802	8/25/2021	2.249	2.715	1.734	1.563	8.261
805	8/25/2021	2.178	1.804	2.273	1.623	7.878
810	8/25/2021	2.018	1.372	1.567	1.664	6.621
813	8/25/2021	1.805	2.570	2.581	2.644	9.600
814	8/25/2021	0.860	2.134	1.168	0.991	5.153
815	8/25/2021	2.089	2.089	1.969	1.677	7.824
816	8/25/2021	3.085	3.048	4.669	5.096	15.898
817	8/25/2021	3.345	3.142	2.842	2.748	12.077

Duke Energy Kentucky
 Peak Time Rebate Pilot Program

Customer	Event	Baseline Usage Hour Ending				Total
		4:00	5:00	6:00	7:00	
818	8/25/2021	3.213	3.374	3.266	3.228	13.081
819	8/25/2021	1.055	0.941	0.878	0.998	3.872
820	8/25/2021	1.003	0.984	0.996	1.023	4.006
822	8/25/2021	3.744	1.810	3.939	3.174	12.667
823	8/25/2021	1.045	1.291	1.053	0.951	4.340
824	8/25/2021	1.876	2.568	3.038	2.208	9.690
825	8/25/2021	1.711	1.985	2.241	2.500	8.437
826	8/25/2021	2.408	2.224	2.533	1.599	8.764
827	8/25/2021	1.364	1.223	1.472	1.104	5.163
828	8/25/2021	2.427	2.337	2.559	2.894	10.217
829	8/25/2021	2.280	2.447	2.547	2.551	9.825
830	8/25/2021	2.149	1.972	1.827	3.480	9.428
831	8/25/2021	1.492	1.813	1.981	1.847	7.133
832	8/25/2021	1.253	1.285	1.437	1.133	5.108
833	8/25/2021	2.455	2.503	2.447	1.639	9.044
834	8/25/2021	0.219	0.169	0.335	0.599	1.322
835	8/25/2021	3.836	3.790	3.995	5.656	17.277
836	8/25/2021	1.467	2.141	1.299	1.170	6.077
837	8/25/2021	2.189	3.242	2.392	2.307	10.130
838	8/25/2021	1.431	1.570	1.669	1.695	6.365
839	8/25/2021	2.378	2.738	3.774	3.272	12.162
840	8/25/2021	3.481	3.337	3.078	2.930	12.826
841	8/25/2021	2.146	3.957	3.447	2.574	12.124
843	8/25/2021	3.386	1.671	1.969	2.737	9.763
844	8/25/2021	1.034	1.029	0.789	0.797	3.649
845	8/25/2021	1.306	0.998	0.983	0.925	4.212
846	8/25/2021	0.442	0.290	0.309	0.223	1.264
847	8/25/2021	2.801	3.171	3.478	3.812	13.262
848	8/25/2021	0.403	0.538	0.759	0.803	2.503
849	8/25/2021	0.899	1.498	2.301	2.248	6.946
851	8/25/2021	1.690	1.967	3.131	3.426	10.214
852	8/25/2021	0.394	0.710	1.006	1.670	3.780
853	8/25/2021	0.428	0.469	0.439	0.453	1.789
854	8/25/2021	1.759	1.358	1.441	1.377	5.935
855	8/25/2021	0.834	1.607	1.461	1.173	5.075
856	8/25/2021	4.589	5.145	5.038	5.387	20.159
857	8/25/2021	0.074	0.090	0.083	0.234	0.481
858	8/25/2021	2.907	2.934	2.896	2.735	11.472
859	8/25/2021	2.465	2.974	3.107	3.649	12.195
861	8/25/2021	0.560	0.506	0.444	0.420	1.930
862	8/25/2021	0.393	0.853	0.586	1.732	3.564
863	8/25/2021	0.384	0.373	0.464	1.239	2.460
864	8/25/2021	2.814	2.779	2.615	2.353	10.561
865	8/25/2021	5.328	5.235	5.117	5.096	20.776
866	8/25/2021	0.725	0.587	0.306	0.193	1.811
867	8/25/2021	6.916	6.642	6.643	3.085	23.286
868	8/25/2021	3.172	3.316	3.357	3.194	13.039
869	8/25/2021	3.705	4.344	4.669	3.915	16.633
870	8/25/2021	0.428	0.467	0.715	0.954	2.564
871	8/25/2021	1.043	1.279	0.877	1.002	4.201
872	8/25/2021	3.959	2.072	3.341	2.509	11.881
873	8/25/2021	0.687	0.781	0.609	1.444	3.521
874	8/25/2021	1.961	3.846	4.070	4.947	14.824
875	8/25/2021	1.476	3.193	2.261	2.439	9.369
876	8/25/2021	0.737	0.753	0.822	1.626	3.938
877	8/25/2021	2.806	2.790	2.773	2.764	11.133
879	8/25/2021	0.114	0.081	0.133	0.721	1.049
880	8/25/2021	1.545	1.483	0.617	0.455	4.100
881	8/25/2021	1.542	1.565	1.750	1.480	6.337
882	8/25/2021	1.020	1.065	1.120	3.413	6.618
883	8/25/2021	3.535	3.525	3.612	3.783	14.455
884	8/25/2021	2.178	1.282	0.969	2.329	6.758

Duke Energy Kentucky
Peak Time Rebate Pilot Program

Customer	Event	Baseline Usage Hour Ending				Total
		4:00	5:00	6:00	7:00	
885	8/25/2021	0.741	0.667	0.650	0.599	2.657
886	8/25/2021	1.544	1.834	1.760	1.879	7.017
887	8/25/2021	1.225	1.267	2.011	1.652	6.155
888	8/25/2021	0.692	0.678	0.573	0.496	2.439
889	8/25/2021	2.108	1.974	1.911	2.094	8.087
890	8/25/2021	3.508	3.276	3.358	3.394	13.536
891	8/25/2021	2.505	2.795	2.821	2.894	11.015
892	8/25/2021	2.064	1.520	1.461	1.247	6.292
893	8/25/2021	0.752	0.659	0.698	0.554	2.663
894	8/25/2021	2.239	2.347	2.144	2.329	9.059
895	8/25/2021	0.474	0.475	0.498	0.294	1.741
896	8/25/2021	0.639	0.534	0.623	0.609	2.405
898	8/25/2021	0.168	1.626	1.652	1.884	5.330
899	8/25/2021	1.847	2.155	2.098	2.383	8.483
2	8/26/2021	0.767	0.730	2.360	1.295	5.152
3	8/26/2021	2.602	2.843	3.829	2.735	12.009
4	8/26/2021	1.912	2.242	1.768	1.634	7.556
5	8/26/2021	1.430	0.625	0.637	0.677	3.369
6	8/26/2021	2.184	2.462	1.672	1.039	7.357
7	8/26/2021	0.648	0.408	0.413	0.440	1.909
8	8/26/2021	3.033	3.777	3.772	3.683	14.265
11	8/26/2021	2.188	2.499	4.145	2.082	10.914
12	8/26/2021	1.796	2.012	1.915	3.400	9.123
13	8/26/2021	1.146	2.119	2.885	2.887	9.037
14	8/26/2021	1.482	1.713	1.247	1.057	5.499
15	8/26/2021	2.283	1.533	2.452	2.650	8.918
16	8/26/2021	1.341	2.584	2.397	2.027	8.349
17	8/26/2021	0.052	0.071	0.080	0.053	0.256
18	8/26/2021	1.964	2.182	2.176	1.899	8.221
19	8/26/2021	0.941	0.778	0.839	0.928	3.486
20	8/26/2021	1.812	2.151	2.058	2.155	8.176
21	8/26/2021	2.235	2.367	2.156	1.888	8.646
22	8/26/2021	2.901	4.315	4.826	4.316	16.358
23	8/26/2021	2.590	3.572	3.377	3.767	13.306
24	8/26/2021	1.949	1.959	2.309	1.898	8.115
25	8/26/2021	2.304	2.969	1.858	1.216	8.347
27	8/26/2021	5.703	6.121	6.284	5.779	23.887
28	8/26/2021	1.808	2.011	3.127	2.464	9.410
29	8/26/2021	0.172	0.150	0.168	1.082	1.572
30	8/26/2021	1.013	0.706	0.529	2.569	4.817
32	8/26/2021	1.563	1.802	1.487	0.778	5.630
34	8/26/2021	1.733	3.688	2.549	3.646	11.616
35	8/26/2021	0.508	0.356	0.413	0.834	2.111
36	8/26/2021	2.272	1.982	2.939	2.238	9.431
38	8/26/2021	1.713	3.007	2.732	1.664	9.116
39	8/26/2021	2.181	1.902	1.878	1.990	7.951
42	8/26/2021	0.354	1.403	1.859	0.978	4.594
43	8/26/2021	1.982	3.248	2.620	1.876	9.726
44	8/26/2021	0.822	0.616	0.641	0.752	2.831
46	8/26/2021	2.876	3.889	2.658	2.621	12.044
47	8/26/2021	2.741	3.676	2.745	2.584	11.746
48	8/26/2021	1.503	2.648	2.076	3.144	9.371
49	8/26/2021	4.262	3.752	2.050	2.764	12.828
50	8/26/2021	0.190	0.140	0.266	0.321	0.917
52	8/26/2021	2.311	2.551	3.017	2.813	10.692
53	8/26/2021	0.415	0.133	0.084	0.138	0.770
54	8/26/2021	4.374	3.121	4.783	5.882	18.160
55	8/26/2021	0.876	1.948	0.379	1.445	4.648
57	8/26/2021	2.000	2.104	2.154	1.959	8.217
58	8/26/2021	1.467	1.301	1.427	1.427	5.622
59	8/26/2021	1.326	1.145	1.193	1.271	4.935

Duke Energy Kentucky
Peak Time Rebate Pilot Program

Customer	Event	Baseline Usage Hour Ending				Total
		4:00	5:00	6:00	7:00	
60	8/26/2021	0.133	0.166	0.143	0.146	0.588
61	8/26/2021	1.417	3.970	1.967	2.283	9.637
62	8/26/2021	2.486	2.449	2.324	2.439	9.698
64	8/26/2021	2.503	2.885	3.101	3.260	11.749
65	8/26/2021	1.051	1.436	1.489	2.272	6.248
66	8/26/2021	1.581	1.804	2.629	2.175	8.189
67	8/26/2021	2.313	3.013	3.140	2.459	10.925
68	8/26/2021	2.193	2.659	2.485	3.226	10.563
70	8/26/2021	0.236	0.225	1.374	2.379	4.214
71	8/26/2021	1.704	1.820	1.861	2.119	7.504
73	8/26/2021	1.387	1.456	1.565	1.786	6.194
74	8/26/2021	0.867	1.232	0.963	2.749	5.811
76	8/26/2021	2.640	1.901	1.777	1.472	7.790
77	8/26/2021	2.538	1.960	1.888	2.108	8.494
78	8/26/2021	4.228	4.378	4.331	4.053	16.990
79	8/26/2021	0.776	1.724	2.784	2.802	8.086
80	8/26/2021	1.776	1.585	1.864	2.047	7.272
81	8/26/2021	3.083	2.373	1.867	2.359	9.682
82	8/26/2021	0.649	0.914	2.288	3.029	6.880
83	8/26/2021	3.934	3.382	5.047	4.270	16.633
84	8/26/2021	0.696	0.569	0.765	0.599	2.629
85	8/26/2021	2.047	1.644	2.199	1.769	7.659
86	8/26/2021	2.041	2.175	3.385	3.570	11.171
88	8/26/2021	2.629	2.797	2.785	2.591	10.802
89	8/26/2021	3.136	3.053	3.856	3.824	13.869
90	8/26/2021	1.717	1.687	1.549	1.421	6.374
91	8/26/2021	3.449	3.939	3.515	3.089	13.992
92	8/26/2021	1.279	2.068	2.948	3.612	9.907
94	8/26/2021	1.940	2.255	3.557	1.480	9.232
95	8/26/2021	0.608	0.820	0.597	0.998	3.023
97	8/26/2021	1.952	2.033	2.273	2.232	8.490
98	8/26/2021	2.326	1.456	3.825	3.014	10.621
99	8/26/2021	2.852	1.878	2.243	2.529	9.502
100	8/26/2021	4.811	3.305	3.009	2.133	13.258
101	8/26/2021	3.423	6.514	4.290	4.345	18.572
102	8/26/2021	2.420	1.530	0.938	0.813	5.701
103	8/26/2021	1.399	1.300	0.908	0.759	4.366
104	8/26/2021	1.043	2.941	2.585	2.396	8.965
105	8/26/2021	7.828	8.205	7.579	7.443	31.055
106	8/26/2021	3.071	2.940	3.315	3.414	12.740
107	8/26/2021	2.459	2.801	2.334	2.155	9.749
108	8/26/2021	0.939	0.940	0.922	0.873	3.674
109	8/26/2021	0.882	0.916	0.907	0.895	3.600
110	8/26/2021	2.407	3.371	3.354	3.742	12.874
111	8/26/2021	0.878	0.981	0.910	1.016	3.785
113	8/26/2021	1.825	1.362	0.913	1.126	5.226
114	8/26/2021	3.265	2.202	2.308	2.353	10.128
115	8/26/2021	1.592	1.303	1.176	0.906	4.977
117	8/26/2021	0.825	0.813	1.465	0.946	4.049
118	8/26/2021	2.393	1.480	1.668	1.635	7.176
120	8/26/2021	1.848	2.899	4.064	2.200	11.011
121	8/26/2021	2.135	2.262	1.747	2.681	8.825
122	8/26/2021	5.160	4.429	4.908	4.431	18.928
123	8/26/2021	1.200	1.617	1.491	1.731	6.039
127	8/26/2021	2.519	1.770	2.590	1.774	8.653
128	8/26/2021	2.530	2.995	3.259	3.084	11.868
129	8/26/2021	3.034	2.900	3.621	4.154	13.709
130	8/26/2021	0.916	3.244	1.869	2.124	8.153
131	8/26/2021	2.044	1.800	1.985	2.229	8.058
132	8/26/2021	2.628	2.836	4.168	2.967	12.599
135	8/26/2021	1.154	2.071	2.343	1.802	7.370
136	8/26/2021	3.971	4.033	3.293	2.808	14.105

Duke Energy Kentucky
Peak Time Rebate Pilot Program

Customer	Event	Baseline Usage Hour Ending				Total
		4:00	5:00	6:00	7:00	
138	8/26/2021	2.300	2.475	1.920	3.058	9.753
139	8/26/2021	3.398	3.375	3.439	3.454	13.666
140	8/26/2021	2.283	1.960	2.084	2.255	8.582
141	8/26/2021	0.461	0.539	0.599	0.576	2.175
142	8/26/2021	2.977	2.109	2.727	2.168	9.981
146	8/26/2021	2.900	2.618	3.066	3.286	11.870
147	8/26/2021	2.821	3.462	3.063	1.980	11.326
148	8/26/2021	2.432	3.437	3.447	3.106	12.422
149	8/26/2021	2.201	2.422	2.700	2.980	10.303
150	8/26/2021	3.645	3.166	2.689	2.576	12.076
151	8/26/2021	5.647	5.314	5.983	5.166	22.110
152	8/26/2021	3.315	3.327	3.878	4.022	14.542
153	8/26/2021	0.545	0.812	1.579	1.572	4.508
154	8/26/2021	2.151	2.394	4.018	3.279	11.842
155	8/26/2021	0.335	0.437	0.607	0.736	2.115
156	8/26/2021	0.113	0.179	0.343	0.433	1.068
158	8/26/2021	0.538	0.837	0.826	0.900	3.101
160	8/26/2021	0.523	1.372	0.664	0.880	3.439
161	8/26/2021	2.064	2.046	1.814	0.789	6.713
162	8/26/2021	1.296	2.062	2.191	1.943	7.492
164	8/26/2021	4.014	3.985	4.042	4.036	16.077
165	8/26/2021	0.294	0.296	0.297	0.324	1.211
166	8/26/2021	2.421	3.163	2.633	2.281	10.498
167	8/26/2021	1.793	1.696	2.892	1.925	8.306
168	8/26/2021	4.863	5.215	5.861	5.304	21.243
170	8/26/2021	1.357	2.794	2.797	3.163	10.111
171	8/26/2021	3.978	3.977	2.937	2.809	13.701
172	8/26/2021	3.177	4.363	4.050	3.744	15.334
173	8/26/2021	1.024	1.013	1.053	1.682	4.772
174	8/26/2021	3.323	1.901	4.154	3.447	12.825
175	8/26/2021	1.373	1.603	2.028	1.896	6.900
177	8/26/2021	1.924	2.671	2.565	2.443	9.603
178	8/26/2021	3.494	3.435	3.997	4.332	15.258
180	8/26/2021	4.928	7.206	6.776	3.874	22.784
181	8/26/2021	0.824	0.939	1.233	1.543	4.539
182	8/26/2021	0.112	0.355	0.117	0.281	0.865
184	8/26/2021	2.269	1.955	2.063	2.374	8.661
185	8/26/2021	0.394	0.321	2.133	1.595	4.443
187	8/26/2021	1.352	1.253	0.242	0.509	3.356
188	8/26/2021	1.568	2.103	2.995	2.984	9.650
190	8/26/2021	0.699	0.639	1.010	0.982	3.330
191	8/26/2021	1.212	2.387	3.023	3.145	9.767
192	8/26/2021	2.422	3.454	1.962	1.448	9.286
194	8/26/2021	1.850	1.817	2.161	1.897	7.725
195	8/26/2021	0.900	3.352	3.726	3.196	11.174
196	8/26/2021	3.561	4.210	3.457	3.517	14.745
197	8/26/2021	0.236	0.206	0.221	1.533	2.196
198	8/26/2021	2.469	2.394	2.390	2.261	9.514
200	8/26/2021	3.685	2.658	2.842	1.817	11.002
202	8/26/2021	1.386	1.994	2.400	1.839	7.619
203	8/26/2021	2.581	1.447	1.053	0.946	6.027
204	8/26/2021	1.484	2.176	2.082	1.754	7.496
205	8/26/2021	3.503	4.109	2.913	1.457	11.982
206	8/26/2021	0.241	0.173	0.174	0.176	0.764
207	8/26/2021	0.293	0.455	0.875	1.350	2.973
208	8/26/2021	3.149	3.939	3.076	4.970	15.134
209	8/26/2021	1.361	1.578	1.899	2.191	7.029
210	8/26/2021	1.510	1.652	2.517	3.162	8.841
211	8/26/2021	1.059	1.160	1.293	1.302	4.814
212	8/26/2021	3.198	3.629	3.388	3.270	13.485
213	8/26/2021	0.365	0.432	0.414	0.381	1.592
214	8/26/2021	0.198	1.705	2.107	2.502	6.512

Duke Energy Kentucky
Peak Time Rebate Pilot Program

Customer	Event	Baseline Usage Hour Ending				Total
		4:00	5:00	6:00	7:00	
215	8/26/2021	0.944	1.310	0.631	0.728	3.613
217	8/26/2021	2.437	2.272	1.799	2.142	8.650
218	8/26/2021	2.083	2.102	2.489	4.629	11.303
219	8/26/2021	1.002	1.084	1.406	2.604	6.096
220	8/26/2021	0.699	2.492	2.438	1.962	7.591
221	8/26/2021	2.131	2.047	2.262	2.165	8.605
222	8/26/2021	1.445	1.233	1.240	1.405	5.323
223	8/26/2021	4.785	5.592	3.176	3.362	16.915
225	8/26/2021	2.998	3.732	3.676	3.721	14.127
226	8/26/2021	5.430	8.442	6.590	4.286	24.748
227	8/26/2021	0.993	1.791	3.522	1.765	8.071
228	8/26/2021	1.380	1.443	1.489	1.416	5.728
229	8/26/2021	2.981	2.383	3.007	2.484	10.855
230	8/26/2021	0.614	0.545	0.418	0.415	1.992
231	8/26/2021	2.459	4.179	3.350	4.157	14.145
232	8/26/2021	1.739	1.320	1.379	1.720	6.158
233	8/26/2021	1.167	0.810	0.774	0.750	3.501
235	8/26/2021	1.036	1.191	1.695	1.276	5.198
236	8/26/2021	0.921	1.080	1.046	1.145	4.192
237	8/26/2021	3.330	2.717	3.659	2.912	12.618
238	8/26/2021	0.323	1.556	2.018	2.896	6.793
239	8/26/2021	1.301	1.312	2.383	3.043	8.039
240	8/26/2021	1.189	1.636	1.623	1.753	6.201
241	8/26/2021	1.218	1.104	1.017	0.998	4.337
242	8/26/2021	2.485	2.326	2.327	2.298	9.436
244	8/26/2021	0.781	0.492	0.312	0.328	1.913
245	8/26/2021	1.247	0.791	1.644	1.256	4.938
246	8/26/2021	2.317	1.325	1.246	1.069	5.957
247	8/26/2021	3.277	2.618	2.872	3.398	12.165
248	8/26/2021	0.183	0.184	0.184	0.184	0.735
249	8/26/2021	1.214	1.620	1.395	1.359	5.588
250	8/26/2021	0.723	0.707	0.725	0.697	2.852
251	8/26/2021	1.214	2.133	3.235	3.327	9.909
253	8/26/2021	0.938	0.926	0.919	1.866	4.649
254	8/26/2021	3.417	3.380	3.421	2.975	13.193
255	8/26/2021	0.565	2.504	2.770	2.198	8.037
256	8/26/2021	1.950	1.849	1.973	2.101	7.873
257	8/26/2021	2.286	1.206	1.002	1.829	6.323
258	8/26/2021	1.502	0.968	0.797	0.701	3.968
259	8/26/2021	2.427	2.522	2.506	3.330	10.785
260	8/26/2021	5.213	5.431	5.072	4.957	20.673
261	8/26/2021	2.803	3.124	3.064	2.171	11.162
262	8/26/2021	1.997	2.336	2.707	2.459	9.499
263	8/26/2021	0.316	0.309	0.356	0.313	1.294
264	8/26/2021	3.710	3.433	3.318	3.239	13.700
265	8/26/2021	3.374	3.042	3.326	3.788	13.530
266	8/26/2021	3.711	2.323	2.529	2.292	10.855
267	8/26/2021	0.465	0.424	0.406	0.795	2.090
268	8/26/2021	1.849	2.440	3.480	4.797	12.566
270	8/26/2021	2.256	2.086	2.738	2.363	9.443
271	8/26/2021	1.256	4.537	1.912	2.868	10.573
272	8/26/2021	0.940	0.554	0.546	0.499	2.539
274	8/26/2021	0.846	1.886	0.675	4.669	8.076
275	8/26/2021	4.721	4.613	5.139	4.994	19.467
276	8/26/2021	2.681	2.216	2.802	3.404	11.103
277	8/26/2021	1.150	1.640	1.224	1.660	5.674
278	8/26/2021	0.243	0.141	0.108	0.127	0.619
279	8/26/2021	3.615	3.460	2.846	2.531	12.452
280	8/26/2021	3.612	6.066	4.989	2.651	17.318
281	8/26/2021	3.209	3.137	4.190	4.651	15.187
282	8/26/2021	0.696	1.818	1.755	1.733	6.002
283	8/26/2021	2.013	1.702	2.074	2.459	8.248

Duke Energy Kentucky
Peak Time Rebate Pilot Program

Customer	Event	Baseline Usage Hour Ending				Total
		4:00	5:00	6:00	7:00	
284	8/26/2021	0.540	0.799	1.102	3.545	5.986
285	8/26/2021	1.936	2.642	2.499	2.806	9.883
286	8/26/2021	2.153	2.903	1.957	1.610	8.623
287	8/26/2021	0.518	0.468	0.496	0.863	2.345
288	8/26/2021	1.326	1.810	1.245	2.086	6.467
289	8/26/2021	1.190	1.227	1.250	1.264	4.931
290	8/26/2021	1.049	1.384	1.546	1.798	5.777
291	8/26/2021	1.545	1.931	1.819	1.971	7.266
292	8/26/2021	1.487	1.790	2.189	1.539	7.005
295	8/26/2021	0.823	1.500	3.071	3.812	9.206
296	8/26/2021	0.423	1.369	1.626	0.782	4.200
297	8/26/2021	3.021	2.848	4.082	1.739	11.690
298	8/26/2021	2.143	3.955	2.579	2.816	11.493
299	8/26/2021	2.162	2.496	3.271	2.463	10.392
300	8/26/2021	0.621	0.489	0.333	1.226	2.669
301	8/26/2021	1.800	1.844	2.327	1.816	7.787
302	8/26/2021	1.386	1.735	1.342	1.502	5.965
304	8/26/2021	1.486	2.081	1.904	1.729	7.200
305	8/26/2021	1.700	2.672	2.009	1.028	7.409
306	8/26/2021	2.417	1.752	2.148	2.979	9.296
307	8/26/2021	1.496	1.469	0.553	1.531	5.049
308	8/26/2021	0.091	0.449	0.432	0.432	1.404
310	8/26/2021	1.851	1.921	2.048	1.862	7.682
313	8/26/2021	2.083	2.262	2.327	2.310	8.982
314	8/26/2021	1.389	1.174	3.252	3.077	8.892
316	8/26/2021	1.705	3.041	4.878	4.392	14.016
317	8/26/2021	3.504	3.097	3.477	2.192	12.270
318	8/26/2021	2.875	2.647	1.494	1.600	8.616
319	8/26/2021	1.313	1.230	1.130	1.078	4.751
320	8/26/2021	2.457	2.425	2.581	2.517	9.980
322	8/26/2021	3.857	2.505	3.254	1.429	11.045
324	8/26/2021	3.692	2.865	3.290	3.961	13.808
325	8/26/2021	1.459	1.672	1.559	1.863	6.553
326	8/26/2021	3.879	5.376	4.657	4.803	18.715
327	8/26/2021	0.898	0.976	1.194	0.992	4.060
328	8/26/2021	0.955	0.850	0.788	0.882	3.475
329	8/26/2021	2.037	2.282	2.468	3.524	10.311
330	8/26/2021	2.348	3.712	3.805	4.937	14.802
331	8/26/2021	2.427	2.439	2.341	2.374	9.581
332	8/26/2021	1.569	2.938	3.249	4.158	11.914
333	8/26/2021	1.236	0.840	1.160	1.386	4.622
334	8/26/2021	2.818	2.804	2.796	2.786	11.204
336	8/26/2021	0.782	0.746	0.734	0.780	3.042
337	8/26/2021	1.335	1.789	1.566	1.487	6.177
338	8/26/2021	1.069	0.920	0.580	2.007	4.576
339	8/26/2021	2.048	2.753	2.622	2.909	10.332
340	8/26/2021	0.135	0.164	0.348	1.973	2.620
341	8/26/2021	0.724	2.408	1.975	1.477	6.584
342	8/26/2021	0.931	0.994	1.552	1.354	4.831
343	8/26/2021	0.535	0.676	0.720	1.747	3.678
344	8/26/2021	2.837	2.319	2.625	2.686	10.467
345	8/26/2021	2.017	1.009	1.659	1.062	5.747
346	8/26/2021	2.856	2.824	2.908	2.933	11.521
347	8/26/2021	3.081	3.148	5.373	5.247	16.849
348	8/26/2021	1.260	1.573	1.519	1.317	5.669
350	8/26/2021	0.496	1.136	2.122	2.696	6.450
351	8/26/2021	1.104	1.280	0.761	0.750	3.895
352	8/26/2021	0.602	0.595	1.324	2.350	4.871
353	8/26/2021	2.093	2.756	2.108	1.855	8.812
354	8/26/2021	0.562	2.036	2.098	0.722	5.418
355	8/26/2021	0.267	0.265	0.312	0.288	1.132
356	8/26/2021	1.617	1.842	2.279	1.320	7.058

Duke Energy Kentucky
Peak Time Rebate Pilot Program

Customer	Event	Baseline Usage Hour Ending				Total
		4:00	5:00	6:00	7:00	
357	8/26/2021	3.888	3.107	4.765	4.235	15.995
359	8/26/2021	0.245	0.259	0.245	0.245	0.994
360	8/26/2021	2.156	1.930	2.169	2.129	8.384
361	8/26/2021	1.574	1.614	1.556	1.645	6.389
362	8/26/2021	1.517	1.049	2.580	1.540	6.686
363	8/26/2021	1.757	2.448	2.029	4.730	10.964
364	8/26/2021	1.424	1.719	2.804	2.002	7.949
365	8/26/2021	0.337	0.513	0.335	0.402	1.587
366	8/26/2021	0.194	0.268	0.291	0.252	1.005
367	8/26/2021	1.112	1.834	1.739	1.310	5.995
368	8/26/2021	0.934	1.038	0.933	0.943	3.848
370	8/26/2021	1.590	2.867	2.872	2.347	9.676
371	8/26/2021	1.780	0.777	0.698	0.594	3.849
372	8/26/2021	2.264	3.028	1.717	5.354	12.363
374	8/26/2021	1.741	1.180	0.369	1.235	4.525
375	8/26/2021	4.821	4.691	5.018	5.941	20.471
376	8/26/2021	2.884	3.169	2.776	2.409	11.238
377	8/26/2021	2.828	3.422	3.783	5.263	15.296
378	8/26/2021	1.682	1.562	2.938	1.953	8.135
380	8/26/2021	0.493	0.596	0.519	0.650	2.258
381	8/26/2021	1.678	1.115	1.006	1.403	5.202
383	8/26/2021	1.681	2.056	2.829	2.893	9.459
384	8/26/2021	3.371	2.358	2.709	2.955	11.393
385	8/26/2021	0.427	0.456	0.725	1.094	2.702
386	8/26/2021	1.648	1.376	1.429	0.983	5.436
387	8/26/2021	2.809	2.512	2.195	2.433	9.949
388	8/26/2021	1.137	1.144	1.154	1.372	4.807
389	8/26/2021	0.239	2.933	2.098	5.696	10.966
390	8/26/2021	0.128	0.138	0.249	0.667	1.182
392	8/26/2021	2.494	2.408	1.571	2.662	9.135
393	8/26/2021	0.625	0.160	0.554	1.580	2.919
395	8/26/2021	0.592	0.262	0.260	0.230	1.344
396	8/26/2021	3.093	3.771	3.731	3.454	14.049
397	8/26/2021	5.043	5.974	5.276	3.585	19.878
398	8/26/2021	2.916	4.147	3.242	3.019	13.324
399	8/26/2021	3.109	3.043	3.091	3.126	12.369
400	8/26/2021	0.607	2.685	1.077	1.619	5.988
402	8/26/2021	0.920	0.816	1.479	3.322	6.537
403	8/26/2021	1.516	1.009	1.047	1.886	5.458
404	8/26/2021	4.934	4.541	4.471	3.475	17.421
405	8/26/2021	0.578	1.561	0.896	0.945	3.980
407	8/26/2021	2.880	2.748	2.374	2.743	10.745
408	8/26/2021	1.847	2.018	2.300	1.994	8.159
409	8/26/2021	0.101	0.276	0.258	0.386	1.021
410	8/26/2021	1.345	1.447	1.474	2.360	6.626
411	8/26/2021	0.460	3.142	3.680	3.677	10.959
412	8/26/2021	1.499	0.640	2.246	2.669	7.054
413	8/26/2021	1.532	1.007	0.511	3.996	7.046
414	8/26/2021	3.149	3.773	3.715	3.551	14.188
415	8/26/2021	0.449	0.536	0.688	1.116	2.789
416	8/26/2021	1.555	2.437	2.707	2.540	9.239
417	8/26/2021	1.374	1.577	1.199	1.839	5.989
418	8/26/2021	1.125	2.742	1.586	1.223	6.676
419	8/26/2021	3.756	3.264	3.209	2.759	12.988
420	8/26/2021	4.194	5.398	5.521	5.056	20.169
421	8/26/2021	1.378	1.986	1.099	1.058	5.521
422	8/26/2021	0.709	1.754	1.063	0.645	4.171
423	8/26/2021	3.147	4.181	3.425	3.306	14.059
424	8/26/2021	2.212	3.145	2.950	3.110	11.417
426	8/26/2021	0.254	0.531	1.450	1.913	4.148
427	8/26/2021	3.021	4.533	2.451	3.215	13.220
428	8/26/2021	0.404	0.616	0.509	0.381	1.910

Duke Energy Kentucky
Peak Time Rebate Pilot Program

Customer	Event	Baseline Usage Hour Ending				Total
		4:00	5:00	6:00	7:00	
429	8/26/2021	1.878	1.736	1.703	2.258	7.575
430	8/26/2021	3.181	3.151	3.792	4.448	14.572
431	8/26/2021	3.179	3.144	3.047	3.395	12.765
432	8/26/2021	1.201	0.849	0.869	0.654	3.573
433	8/26/2021	2.148	1.196	3.178	2.358	8.880
434	8/26/2021	7.097	5.296	5.202	6.912	24.507
435	8/26/2021	5.973	6.566	5.412	6.209	24.160
436	8/26/2021	1.826	2.629	1.507	1.225	7.187
437	8/26/2021	0.286	0.299	0.672	0.413	1.670
438	8/26/2021	0.915	0.952	1.936	2.666	6.469
439	8/26/2021	4.806	5.245	4.575	4.045	18.671
440	8/26/2021	1.484	1.905	4.456	3.047	10.892
441	8/26/2021	0.544	0.402	0.392	0.416	1.754
442	8/26/2021	2.814	2.881	2.918	3.703	12.316
443	8/26/2021	1.071	0.932	0.753	0.901	3.657
444	8/26/2021	2.472	3.086	2.666	2.946	11.170
445	8/26/2021	2.150	1.834	3.312	3.301	10.597
446	8/26/2021	0.727	0.454	0.327	0.897	2.405
447	8/26/2021	3.899	3.807	3.871	4.019	15.596
448	8/26/2021	2.569	2.201	3.316	2.460	10.546
449	8/26/2021	1.117	2.169	3.711	3.422	10.419
450	8/26/2021	1.253	1.125	0.875	1.070	4.323
451	8/26/2021	4.855	5.927	4.825	4.218	19.825
452	8/26/2021	2.671	2.632	2.925	3.126	11.354
456	8/26/2021	2.604	2.719	2.716	2.598	10.637
457	8/26/2021	1.966	2.436	2.294	2.865	9.561
458	8/26/2021	1.897	2.488	1.977	2.349	8.711
459	8/26/2021	1.701	2.926	3.119	2.402	10.148
460	8/26/2021	0.167	0.130	0.271	0.334	0.902
461	8/26/2021	1.615	2.182	3.211	1.919	8.927
463	8/26/2021	2.382	2.884	3.219	2.992	11.477
464	8/26/2021	1.661	1.700	1.449	1.488	6.298
465	8/26/2021	0.552	0.817	0.873	1.044	3.286
466	8/26/2021	2.452	3.376	2.156	3.707	11.691
467	8/26/2021	2.090	2.978	3.086	3.194	11.348
468	8/26/2021	0.610	0.601	0.658	0.783	2.652
470	8/26/2021	3.794	3.056	2.826	3.410	13.086
472	8/26/2021	2.170	2.421	2.943	3.080	10.614
474	8/26/2021	1.732	1.440	1.707	2.069	6.948
475	8/26/2021	0.108	0.182	0.277	0.300	0.867
476	8/26/2021	0.573	1.326	0.623	0.765	3.287
477	8/26/2021	0.617	0.610	0.619	0.662	2.508
478	8/26/2021	0.484	0.502	1.335	1.384	3.705
479	8/26/2021	1.647	1.831	2.609	3.199	9.286
480	8/26/2021	0.762	4.745	1.839	6.737	14.083
481	8/26/2021	3.039	3.760	3.605	2.854	13.258
482	8/26/2021	2.703	2.696	2.672	2.275	10.346
483	8/26/2021	0.895	1.566	1.319	0.883	4.663
484	8/26/2021	1.304	1.348	1.430	1.844	5.926
486	8/26/2021	2.593	2.692	1.184	3.805	10.274
487	8/26/2021	2.387	2.374	1.069	1.027	6.857
488	8/26/2021	2.199	2.245	2.179	2.346	8.969
489	8/26/2021	1.561	1.804	1.597	1.677	6.639
490	8/26/2021	1.230	1.510	1.183	1.499	5.422
491	8/26/2021	3.804	3.401	3.330	3.450	13.985
492	8/26/2021	2.983	2.400	2.672	2.077	10.132
493	8/26/2021	3.632	4.437	4.639	5.858	18.566
494	8/26/2021	1.573	1.273	1.576	1.402	5.824
495	8/26/2021	2.106	1.699	2.307	2.166	8.278
496	8/26/2021	0.588	0.466	0.464	0.630	2.148
497	8/26/2021	12.095	11.329	9.839	10.289	43.552
498	8/26/2021	0.497	0.219	0.227	0.233	1.176

Duke Energy Kentucky
Peak Time Rebate Pilot Program

Customer	Event	Baseline Usage Hour Ending				Total
		4:00	5:00	6:00	7:00	
499	8/26/2021	3.798	4.908	3.341	4.540	16.587
500	8/26/2021	0.627	2.496	0.944	0.178	4.245
501	8/26/2021	0.429	0.505	0.489	0.615	2.038
503	8/26/2021	2.977	3.560	2.197	2.188	10.922
505	8/26/2021	0.713	0.578	0.568	0.556	2.415
507	8/26/2021	3.128	5.251	4.888	3.712	16.979
508	8/26/2021	1.025	1.035	1.648	1.201	4.909
509	8/26/2021	3.719	2.694	2.490	4.196	13.099
510	8/26/2021	2.488	2.364	3.483	2.632	10.967
511	8/26/2021	2.958	2.769	3.264	2.695	11.686
512	8/26/2021	2.301	3.192	3.163	2.523	11.179
515	8/26/2021	1.731	2.017	3.322	3.461	10.531
516	8/26/2021	4.274	4.393	0.428	0.176	9.271
517	8/26/2021	0.349	0.350	0.814	0.378	1.891
518	8/26/2021	2.760	2.988	3.005	2.746	11.499
520	8/26/2021	5.756	4.601	5.307	6.165	21.829
521	8/26/2021	3.823	4.263	4.945	4.353	17.384
522	8/26/2021	0.863	0.998	2.151	0.945	4.957
523	8/26/2021	1.768	1.714	2.736	1.921	8.139
524	8/26/2021	4.810	2.611	3.212	2.620	13.253
526	8/26/2021	1.318	1.280	1.044	1.122	4.764
527	8/26/2021	1.416	1.586	2.278	2.147	7.427
528	8/26/2021	3.616	5.152	4.576	2.019	15.363
529	8/26/2021	2.558	2.640	2.551	3.515	11.264
530	8/26/2021	0.257	0.371	0.133	0.142	0.903
531	8/26/2021	1.869	3.166	3.617	2.147	10.799
532	8/26/2021	0.473	0.513	0.490	0.477	1.953
533	8/26/2021	1.487	0.680	0.754	0.733	3.654
534	8/26/2021	0.135	0.102	0.118	0.122	0.477
535	8/26/2021	2.174	2.324	2.002	2.050	8.550
536	8/26/2021	0.744	0.723	0.749	0.738	2.954
537	8/26/2021	3.095	2.367	2.188	1.827	9.477
538	8/26/2021	3.278	3.548	4.775	4.186	15.787
539	8/26/2021	2.200	1.553	2.068	2.261	8.082
540	8/26/2021	0.918	2.962	1.580	2.342	7.802
541	8/26/2021	0.343	0.434	0.374	0.230	1.381
542	8/26/2021	1.209	2.296	3.030	1.884	8.419
543	8/26/2021	2.799	2.954	3.070	2.826	11.649
544	8/26/2021	2.955	3.558	3.758	3.733	14.004
545	8/26/2021	2.167	2.443	2.236	1.902	8.748
546	8/26/2021	2.836	3.209	4.026	3.568	13.639
547	8/26/2021	2.195	1.568	1.725	3.035	8.523
548	8/26/2021	1.184	1.087	0.453	0.584	3.308
549	8/26/2021	0.092	0.086	0.044	0.073	0.295
550	8/26/2021	2.404	2.395	2.541	2.044	9.384
553	8/26/2021	1.097	1.362	1.158	0.768	4.385
554	8/26/2021	3.072	5.019	3.044	3.279	14.414
555	8/26/2021	3.470	3.320	3.498	3.514	13.802
556	8/26/2021	0.781	1.113	0.976	1.568	4.438
557	8/26/2021	2.236	2.457	5.523	5.590	15.806
558	8/26/2021	0.773	2.033	2.522	1.794	7.122
559	8/26/2021	2.876	3.196	3.828	5.127	15.027
560	8/26/2021	2.824	2.544	2.374	2.474	10.216
561	8/26/2021	0.573	1.334	1.400	2.787	6.094
562	8/26/2021	2.298	3.582	2.514	2.662	11.056
563	8/26/2021	1.899	2.097	1.830	1.384	7.210
565	8/26/2021	2.675	4.505	3.907	4.500	15.587
566	8/26/2021	1.196	1.353	1.299	1.399	5.247
568	8/26/2021	0.450	0.601	1.165	1.427	3.643
569	8/26/2021	0.990	1.059	1.568	1.455	5.072
570	8/26/2021	0.050	0.110	0.058	0.106	0.324
571	8/26/2021	2.024	1.879	2.086	2.656	8.645

Duke Energy Kentucky
Peak Time Rebate Pilot Program

Customer	Event	Baseline Usage Hour Ending				Total
		4:00	5:00	6:00	7:00	
572	8/26/2021	3.426	3.187	3.037	3.177	12.827
573	8/26/2021	0.754	0.739	1.071	0.776	3.340
574	8/26/2021	0.362	0.408	0.351	0.234	1.355
575	8/26/2021	2.798	5.666	4.524	4.298	17.286
576	8/26/2021	4.540	4.606	4.596	5.690	19.432
577	8/26/2021	0.701	0.793	0.789	0.890	3.173
578	8/26/2021	1.580	1.685	1.706	3.767	8.738
579	8/26/2021	0.840	3.442	4.080	4.131	12.493
580	8/26/2021	5.659	6.996	6.568	3.944	23.167
581	8/26/2021	4.232	4.022	3.719	3.780	15.753
582	8/26/2021	2.621	2.409	2.456	2.623	10.109
584	8/26/2021	0.210	0.211	0.204	0.176	0.801
585	8/26/2021	1.245	1.009	0.530	2.228	5.012
586	8/26/2021	4.064	4.020	4.114	3.547	15.745
587	8/26/2021	1.783	0.321	2.222	2.865	7.191
588	8/26/2021	2.500	2.705	3.148	4.594	12.947
589	8/26/2021	2.009	1.906	1.863	1.436	7.214
590	8/26/2021	0.442	0.443	0.453	0.457	1.795
591	8/26/2021	1.128	1.812	1.771	3.206	7.917
592	8/26/2021	0.753	1.832	2.657	1.787	7.029
593	8/26/2021	2.421	3.369	3.510	3.337	12.637
594	8/26/2021	1.521	1.830	2.580	1.537	7.468
595	8/26/2021	0.861	1.134	0.974	1.131	4.100
596	8/26/2021	0.440	0.543	0.821	0.875	2.679
597	8/26/2021	7.211	6.591	5.728	2.683	22.213
598	8/26/2021	2.046	3.021	1.592	1.520	8.179
599	8/26/2021	1.619	1.559	1.619	1.922	6.719
600	8/26/2021	2.031	2.626	2.085	2.187	8.929
601	8/26/2021	3.729	2.835	3.418	2.729	12.711
602	8/26/2021	1.226	1.585	1.607	3.049	7.467
603	8/26/2021	2.052	2.864	3.622	5.174	13.712
604	8/26/2021	2.921	2.478	0.804	0.988	7.191
605	8/26/2021	0.885	0.638	1.043	1.190	3.756
606	8/26/2021	0.000	0.000	0.000	0.000	0.000
608	8/26/2021	3.720	3.714	3.662	3.654	14.750
609	8/26/2021	0.276	0.201	0.301	0.142	0.920
610	8/26/2021	1.649	1.967	1.989	1.971	7.576
611	8/26/2021	1.699	1.761	2.503	3.192	9.155
612	8/26/2021	1.464	1.246	1.434	1.436	5.580
613	8/26/2021	1.551	1.668	2.857	2.373	8.449
614	8/26/2021	3.315	2.643	2.373	2.285	10.616
615	8/26/2021	2.087	1.878	2.119	1.607	7.691
616	8/26/2021	0.997	0.773	0.649	1.139	3.558
617	8/26/2021	1.312	1.416	1.645	1.586	5.959
618	8/26/2021	0.718	0.360	0.905	0.659	2.642
619	8/26/2021	0.225	0.520	0.583	0.463	1.791
620	8/26/2021	0.535	0.534	0.773	0.743	2.585
621	8/26/2021	4.581	4.086	3.728	3.880	16.275
622	8/26/2021	1.341	1.022	2.442	2.497	7.302
623	8/26/2021	2.730	2.379	2.434	2.451	9.994
624	8/26/2021	1.331	1.351	1.392	1.595	5.669
625	8/26/2021	0.710	0.900	1.457	0.409	3.476
626	8/26/2021	1.353	0.951	0.972	0.864	4.140
627	8/26/2021	1.142	1.122	1.107	1.233	4.604
628	8/26/2021	1.806	2.030	2.488	2.285	8.609
629	8/26/2021	1.142	1.261	1.404	1.115	4.922
630	8/26/2021	1.838	1.725	1.070	1.197	5.830
631	8/26/2021	1.122	2.810	2.013	3.808	9.753
632	8/26/2021	0.320	0.298	0.296	0.234	1.148
633	8/26/2021	0.466	0.506	0.691	0.505	2.168
634	8/26/2021	2.808	2.962	2.713	2.443	10.926
635	8/26/2021	2.353	2.412	2.434	2.550	9.749

Duke Energy Kentucky
Peak Time Rebate Pilot Program

Customer	Event	Baseline Usage Hour Ending				Total
		4:00	5:00	6:00	7:00	
636	8/26/2021	2.674	2.015	2.656	2.755	10.100
639	8/26/2021	2.014	1.861	1.643	1.668	7.186
640	8/26/2021	1.258	1.318	1.028	1.268	4.872
641	8/26/2021	3.659	4.049	4.425	4.430	16.563
642	8/26/2021	0.333	0.426	0.423	0.995	2.177
644	8/26/2021	4.049	4.571	3.212	3.173	15.005
645	8/26/2021	0.074	0.151	1.242	1.365	2.832
646	8/26/2021	1.666	2.151	2.668	2.589	9.074
647	8/26/2021	2.029	2.419	2.289	1.730	8.467
648	8/26/2021	1.946	1.988	2.006	2.132	8.072
649	8/26/2021	1.832	1.650	1.537	1.066	6.085
650	8/26/2021	2.700	2.581	3.093	3.400	11.774
651	8/26/2021	7.568	7.709	6.765	5.595	27.637
652	8/26/2021	0.364	0.374	0.388	0.328	1.454
653	8/26/2021	1.928	1.519	1.544	1.727	6.718
654	8/26/2021	0.713	0.728	0.721	0.720	2.882
655	8/26/2021	0.677	0.982	0.322	0.282	2.263
657	8/26/2021	0.662	1.096	0.617	0.349	2.724
658	8/26/2021	6.139	6.314	7.456	7.834	27.743
659	8/26/2021	1.560	1.465	1.485	1.451	5.961
660	8/26/2021	3.076	2.315	2.103	1.246	8.740
661	8/26/2021	0.970	0.948	0.978	0.884	3.780
662	8/26/2021	0.786	0.793	0.843	1.009	3.431
663	8/26/2021	1.961	2.484	2.330	2.405	9.180
665	8/26/2021	1.088	0.964	1.041	0.927	4.020
666	8/26/2021	2.008	2.265	2.340	2.114	8.727
667	8/26/2021	1.803	2.090	2.325	2.142	8.360
668	8/26/2021	3.979	3.983	4.048	4.629	16.639
669	8/26/2021	3.497	3.228	2.491	2.480	11.696
670	8/26/2021	0.969	1.474	1.487	1.228	5.158
672	8/26/2021	0.628	0.857	1.092	2.469	5.046
673	8/26/2021	0.405	0.442	1.453	2.299	4.599
674	8/26/2021	3.745	3.551	5.842	3.539	16.677
675	8/26/2021	1.605	1.694	2.738	1.926	7.963
676	8/26/2021	3.634	2.649	2.469	2.322	11.074
677	8/26/2021	3.807	3.988	3.883	3.579	15.257
678	8/26/2021	4.316	4.454	3.217	2.392	14.379
679	8/26/2021	2.157	2.880	2.275	2.289	9.601
680	8/26/2021	1.384	0.881	0.826	0.771	3.862
681	8/26/2021	2.351	2.210	1.588	2.127	8.276
682	8/26/2021	2.185	3.492	3.650	3.449	12.776
683	8/26/2021	1.755	1.730	1.663	1.706	6.854
685	8/26/2021	1.070	1.037	1.344	1.288	4.739
686	8/26/2021	3.146	4.298	4.439	3.950	15.833
687	8/26/2021	2.107	3.043	2.650	2.826	10.626
688	8/26/2021	2.504	2.725	2.443	2.781	10.453
689	8/26/2021	0.004	0.004	0.241	0.004	0.253
690	8/26/2021	1.779	1.962	1.990	2.862	8.593
691	8/26/2021	0.380	0.577	0.407	0.573	1.937
692	8/26/2021	2.276	2.334	2.038	1.590	8.238
693	8/26/2021	2.062	1.988	1.699	1.689	7.438
694	8/26/2021	1.293	1.050	0.866	1.150	4.359
695	8/26/2021	3.325	3.586	2.840	3.196	12.947
696	8/26/2021	0.173	0.222	0.386	0.485	1.266
697	8/26/2021	0.313	0.554	0.429	0.487	1.783
698	8/26/2021	1.364	1.363	1.941	2.082	6.750
699	8/26/2021	1.546	0.255	1.416	1.829	5.046
700	8/26/2021	1.599	1.639	1.495	1.942	6.675
701	8/26/2021	4.190	4.273	4.486	4.543	17.492
703	8/26/2021	1.665	1.604	2.055	3.164	8.488
704	8/26/2021	1.036	0.962	0.786	0.815	3.599
705	8/26/2021	2.444	2.409	2.268	2.477	9.598

Duke Energy Kentucky
Peak Time Rebate Pilot Program

Customer	Event	Baseline Usage Hour Ending				Total
		4:00	5:00	6:00	7:00	
706	8/26/2021	0.085	0.083	0.070	0.081	0.319
707	8/26/2021	1.841	3.342	3.306	2.885	11.374
708	8/26/2021	1.082	0.251	0.952	0.970	3.255
709	8/26/2021	1.620	2.141	2.173	2.957	8.891
710	8/26/2021	0.556	1.517	2.360	1.949	6.382
711	8/26/2021	0.448	1.884	3.060	3.546	8.938
712	8/26/2021	0.945	1.183	1.635	2.259	6.022
713	8/26/2021	2.742	2.532	2.343	3.191	10.808
714	8/26/2021	2.040	1.954	1.977	1.994	7.965
715	8/26/2021	0.324	0.919	1.314	0.586	3.143
716	8/26/2021	1.462	2.536	2.618	1.628	8.244
719	8/26/2021	2.015	2.588	2.098	1.159	7.860
720	8/26/2021	1.785	1.209	0.614	0.959	4.567
721	8/26/2021	0.865	0.857	0.864	0.919	3.505
722	8/26/2021	2.192	2.279	2.822	3.073	10.366
724	8/26/2021	0.928	0.927	1.166	0.934	3.955
725	8/26/2021	0.220	0.186	0.078	0.188	0.672
728	8/26/2021	1.337	1.436	2.494	1.717	6.984
729	8/26/2021	2.283	1.474	2.020	2.030	7.807
730	8/26/2021	1.570	2.082	2.735	2.667	9.054
731	8/26/2021	0.210	0.184	0.262	0.180	0.836
732	8/26/2021	4.284	4.670	5.641	5.950	20.545
733	8/26/2021	1.332	1.464	1.250	1.188	5.234
734	8/26/2021	0.340	0.703	0.865	0.926	2.834
737	8/26/2021	1.666	1.926	1.506	0.986	6.084
738	8/26/2021	0.258	0.684	1.737	0.950	3.629
739	8/26/2021	1.945	1.944	2.218	1.993	8.100
740	8/26/2021	0.560	0.903	0.467	0.627	2.557
743	8/26/2021	1.062	1.066	1.169	1.174	4.471
744	8/26/2021	0.679	0.681	0.681	0.683	2.724
745	8/26/2021	1.953	2.582	2.524	2.310	9.369
746	8/26/2021	3.118	3.702	3.558	3.864	14.242
747	8/26/2021	1.355	1.257	1.555	1.521	5.688
748	8/26/2021	3.667	5.009	5.002	6.107	19.785
749	8/26/2021	0.620	0.236	0.164	0.329	1.349
751	8/26/2021	3.996	3.734	2.658	2.782	13.170
752	8/26/2021	5.184	5.355	6.106	6.320	22.965
753	8/26/2021	2.470	2.080	1.993	2.173	8.716
754	8/26/2021	4.749	3.413	3.426	4.052	15.640
755	8/26/2021	1.723	2.173	2.204	2.154	8.254
756	8/26/2021	1.387	0.543	1.451	1.028	4.409
757	8/26/2021	3.355	2.486	2.011	1.780	9.632
758	8/26/2021	2.430	4.586	6.064	4.954	18.034
759	8/26/2021	1.234	1.494	1.354	1.494	5.576
760	8/26/2021	1.746	1.657	1.895	1.719	7.017
761	8/26/2021	3.008	3.566	3.620	3.650	13.844
762	8/26/2021	0.488	0.768	0.928	1.007	3.191
763	8/26/2021	0.636	0.800	0.864	0.611	2.911
764	8/26/2021	3.910	2.615	2.313	2.096	10.934
765	8/26/2021	2.824	2.887	3.949	3.962	13.622
766	8/26/2021	1.618	1.570	1.572	1.547	6.307
767	8/26/2021	0.823	0.939	0.765	1.429	3.956
768	8/26/2021	2.146	1.663	1.394	2.032	7.235
769	8/26/2021	4.105	3.434	4.012	4.037	15.588
771	8/26/2021	0.180	1.349	0.520	0.189	2.238
772	8/26/2021	0.258	0.227	0.437	0.315	1.237
773	8/26/2021	0.922	0.896	0.852	1.170	3.840
774	8/26/2021	3.635	2.780	2.199	2.287	10.901
775	8/26/2021	0.660	0.453	0.775	0.738	2.626
776	8/26/2021	2.443	2.758	2.682	2.839	10.722
777	8/26/2021	3.193	3.172	3.083	3.179	12.627
778	8/26/2021	0.246	0.282	0.273	0.269	1.070

Duke Energy Kentucky
Peak Time Rebate Pilot Program

Customer	Event	Baseline Usage Hour Ending				Total
		4:00	5:00	6:00	7:00	
779	8/26/2021	1.674	2.791	2.051	2.098	8.614
780	8/26/2021	0.447	0.518	0.465	0.512	1.942
781	8/26/2021	2.404	3.401	2.100	2.484	10.389
782	8/26/2021	1.810	1.714	1.437	1.471	6.432
783	8/26/2021	1.725	1.899	1.884	1.723	7.231
784	8/26/2021	1.265	1.182	1.169	1.190	4.806
785	8/26/2021	2.753	4.045	4.120	4.179	15.097
787	8/26/2021	1.973	1.228	0.893	1.007	5.101
789	8/26/2021	1.549	1.729	1.913	2.494	7.685
790	8/26/2021	0.674	1.077	0.600	0.648	2.999
793	8/26/2021	1.899	1.781	1.793	1.983	7.456
794	8/26/2021	3.610	2.982	3.315	3.207	13.114
796	8/26/2021	1.105	0.735	1.077	1.722	4.639
797	8/26/2021	0.161	0.139	0.332	1.010	1.642
798	8/26/2021	0.714	0.695	0.523	0.529	2.461
799	8/26/2021	0.895	0.744	0.875	0.922	3.436
800	8/26/2021	0.835	1.074	1.470	1.900	5.279
802	8/26/2021	1.329	1.767	3.972	3.622	10.690
805	8/26/2021	2.338	2.739	2.328	2.075	9.480
810	8/26/2021	2.216	2.227	3.041	1.974	9.458
813	8/26/2021	0.378	0.373	0.571	0.602	1.924
814	8/26/2021	1.341	1.177	1.171	1.427	5.116
815	8/26/2021	5.279	3.532	3.266	2.920	14.997
816	8/26/2021	2.121	1.869	1.899	2.678	8.567
817	8/26/2021	2.264	2.207	2.205	1.830	8.506
818	8/26/2021	4.609	3.276	3.646	3.377	14.908
819	8/26/2021	1.418	2.536	1.149	0.862	5.965
820	8/26/2021	0.976	0.982	1.007	1.076	4.041
822	8/26/2021	3.691	3.617	2.874	2.655	12.837
823	8/26/2021	0.545	1.235	1.122	0.859	3.761
824	8/26/2021	2.904	2.138	2.139	3.006	10.187
825	8/26/2021	3.634	3.043	2.894	3.886	13.457
826	8/26/2021	2.098	2.571	2.655	3.258	10.582
827	8/26/2021	1.781	1.209	1.739	1.627	6.356
828	8/26/2021	1.530	1.697	1.675	1.862	6.764
829	8/26/2021	3.059	2.899	2.923	3.128	12.009
830	8/26/2021	2.591	1.941	2.200	4.147	10.879
831	8/26/2021	1.083	1.650	1.497	1.513	5.743
832	8/26/2021	1.259	1.029	0.961	1.081	4.330
833	8/26/2021	2.383	2.523	2.580	2.750	10.236
834	8/26/2021	0.225	0.560	0.477	0.151	1.413
835	8/26/2021	3.807	5.046	3.898	2.784	15.535
836	8/26/2021	2.436	2.333	2.341	1.738	8.848
837	8/26/2021	2.513	2.080	2.191	2.574	9.358
838	8/26/2021	1.837	1.904	2.124	1.930	7.795
839	8/26/2021	3.218	5.301	6.082	6.212	20.813
840	8/26/2021	3.060	3.072	3.040	3.001	12.173
841	8/26/2021	2.416	2.002	2.810	2.395	9.623
843	8/26/2021	2.121	2.568	1.555	1.980	8.224
844	8/26/2021	0.693	0.815	0.618	0.603	2.729
845	8/26/2021	1.792	1.928	2.086	1.799	7.605
846	8/26/2021	0.676	0.536	0.621	0.514	2.347
847	8/26/2021	4.065	5.353	5.006	4.004	18.428
848	8/26/2021	0.363	0.750	0.463	1.077	2.653
849	8/26/2021	1.359	2.087	2.352	2.594	8.392
851	8/26/2021	1.983	2.791	2.850	3.565	11.189
852	8/26/2021	0.326	0.312	0.960	1.340	2.938
853	8/26/2021	0.400	0.368	0.543	0.530	1.841
854	8/26/2021	1.603	1.712	1.451	1.612	6.378
855	8/26/2021	0.709	1.062	1.672	1.191	4.634
856	8/26/2021	4.291	6.665	5.815	4.234	21.005
857	8/26/2021	0.080	0.256	0.322	0.076	0.734

Duke Energy Kentucky
Peak Time Rebate Pilot Program

Customer	Event	Baseline Usage Hour Ending				Total
		4:00	5:00	6:00	7:00	
858	8/26/2021	2.219	2.231	2.688	2.718	9.856
859	8/26/2021	4.632	4.549	4.239	4.744	18.164
861	8/26/2021	0.489	0.573	0.598	0.667	2.327
862	8/26/2021	0.192	0.214	0.754	1.201	2.361
863	8/26/2021	0.146	0.418	0.202	0.855	1.621
864	8/26/2021	2.993	2.803	2.669	2.566	11.031
865	8/26/2021	5.415	5.579	6.363	5.926	23.283
866	8/26/2021	0.558	0.451	0.267	0.112	1.388
867	8/26/2021	5.425	4.397	3.893	3.829	17.544
868	8/26/2021	3.495	3.766	3.661	3.267	14.189
869	8/26/2021	2.929	3.081	3.086	3.002	12.098
870	8/26/2021	0.363	0.403	0.434	0.564	1.764
871	8/26/2021	1.261	1.011	0.918	0.991	4.181
872	8/26/2021	1.622	1.490	2.869	2.712	8.693
873	8/26/2021	0.917	0.606	0.727	0.966	3.216
874	8/26/2021	2.765	4.014	3.871	6.058	16.708
875	8/26/2021	1.059	1.640	1.176	1.124	4.999
876	8/26/2021	0.319	0.305	0.438	1.264	2.326
877	8/26/2021	2.966	2.921	2.821	2.774	11.482
879	8/26/2021	0.059	0.151	0.406	1.698	2.314
880	8/26/2021	1.209	0.991	0.500	0.421	3.121
881	8/26/2021	2.478	2.606	2.720	2.307	10.111
882	8/26/2021	1.278	1.455	1.510	2.133	6.376
883	8/26/2021	3.608	3.619	3.791	3.651	14.669
884	8/26/2021	3.941	1.828	2.224	2.021	10.014
885	8/26/2021	1.492	1.738	1.575	0.965	5.770
886	8/26/2021	1.822	1.682	2.175	2.389	8.068
887	8/26/2021	1.468	1.391	1.587	2.902	7.348
888	8/26/2021	1.301	1.175	0.970	0.882	4.328
889	8/26/2021	1.365	1.412	1.621	1.508	5.906
890	8/26/2021	2.542	3.523	3.477	3.423	12.965
891	8/26/2021	2.928	3.009	2.724	2.760	11.421
892	8/26/2021	2.453	1.610	2.152	2.036	8.251
893	8/26/2021	0.925	1.388	1.334	0.765	4.412
894	8/26/2021	2.335	2.362	2.058	2.329	9.084
895	8/26/2021	0.225	0.245	0.207	0.222	0.899
896	8/26/2021	0.630	0.759	0.715	0.740	2.844
898	8/26/2021	0.535	1.588	2.105	1.267	5.495
899	8/26/2021	1.246	2.003	1.978	1.992	7.219
2	8/27/2021	0.245	1.339	2.453	1.762	5.799
3	8/27/2021	0.399	1.047	2.118	1.975	5.539
4	8/27/2021	2.287	2.272	2.207	2.328	9.094
5	8/27/2021	0.608	0.598	0.634	0.691	2.531
6	8/27/2021	1.802	2.795	3.370	4.008	11.975
7	8/27/2021	1.760	0.885	1.896	1.054	5.595
8	8/27/2021	2.700	4.091	2.857	3.033	12.681
11	8/27/2021	1.944	3.441	5.787	4.024	15.196
12	8/27/2021	2.774	2.840	2.250	2.764	10.628
13	8/27/2021	0.229	1.143	1.865	3.133	6.370
14	8/27/2021	1.177	1.081	2.597	1.458	6.313
15	8/27/2021	2.591	0.937	1.482	1.763	6.773
16	8/27/2021	1.539	1.744	2.754	2.414	8.451
17	8/27/2021	0.050	0.053	0.087	0.077	0.267
18	8/27/2021	2.059	2.179	1.912	2.184	8.334
19	8/27/2021	0.660	0.774	0.927	0.910	3.271
20	8/27/2021	1.141	1.943	2.047	1.636	6.767
21	8/27/2021	2.339	2.698	2.285	1.732	9.054
22	8/27/2021	4.497	5.719	6.056	5.106	21.378
23	8/27/2021	3.348	3.596	3.674	3.740	14.358
24	8/27/2021	1.482	1.929	2.134	1.897	7.442
25	8/27/2021	2.606	2.618	2.639	2.113	9.976

Duke Energy Kentucky
Peak Time Rebate Pilot Program

Customer	Event	Baseline Usage Hour Ending				Total
		4:00	5:00	6:00	7:00	
27	8/27/2021	4.929	6.493	5.770	5.723	22.915
28	8/27/2021	1.840	1.909	1.912	2.000	7.661
29	8/27/2021	0.847	1.371	0.941	0.499	3.658
30	8/27/2021	1.024	1.701	2.771	2.030	7.526
32	8/27/2021	1.620	2.025	0.948	1.088	5.681
34	8/27/2021	1.565	1.801	1.853	1.640	6.859
35	8/27/2021	1.030	0.757	0.250	0.549	2.586
36	8/27/2021	3.292	2.464	3.071	3.809	12.636
38	8/27/2021	2.463	2.306	2.342	2.120	9.231
39	8/27/2021	2.079	1.861	1.814	1.494	7.248
42	8/27/2021	1.217	0.860	1.562	0.949	4.588
43	8/27/2021	1.673	1.537	1.659	2.477	7.346
44	8/27/2021	2.416	3.293	2.719	2.892	11.320
46	8/27/2021	4.420	3.642	3.631	3.566	15.259
47	8/27/2021	3.161	4.069	3.223	2.683	13.136
48	8/27/2021	2.681	1.488	2.279	1.559	8.007
49	8/27/2021	4.317	2.825	3.439	3.024	13.605
50	8/27/2021	0.179	0.113	0.181	0.242	0.715
52	8/27/2021	2.681	3.259	2.595	2.401	10.936
53	8/27/2021	0.872	0.660	0.487	0.629	2.648
54	8/27/2021	1.175	5.042	5.106	6.828	18.151
55	8/27/2021	0.822	0.331	0.706	0.893	2.752
57	8/27/2021	1.758	1.758	2.238	2.566	8.320
58	8/27/2021	1.656	1.591	1.443	1.462	6.152
59	8/27/2021	0.890	1.010	0.938	0.906	3.744
60	8/27/2021	0.113	0.296	0.388	1.112	1.909
61	8/27/2021	1.833	1.480	1.599	1.322	6.234
62	8/27/2021	1.667	1.823	2.011	2.247	7.748
64	8/27/2021	3.258	3.344	3.545	4.122	14.269
65	8/27/2021	0.817	1.240	2.255	2.830	7.142
66	8/27/2021	1.620	1.967	3.130	2.242	8.959
67	8/27/2021	1.588	1.978	2.148	3.772	9.486
68	8/27/2021	1.577	1.780	1.618	1.836	6.811
70	8/27/2021	0.403	0.532	1.189	1.341	3.465
71	8/27/2021	0.889	0.844	0.893	1.189	3.815
73	8/27/2021	1.436	1.392	1.518	1.792	6.138
74	8/27/2021	1.183	0.202	1.227	0.911	3.523
76	8/27/2021	1.583	1.131	1.314	1.469	5.497
77	8/27/2021	0.530	2.186	4.518	3.957	11.191
78	8/27/2021	5.329	5.004	4.738	4.772	19.843
79	8/27/2021	1.725	1.751	1.723	1.887	7.086
80	8/27/2021	2.146	2.512	1.723	2.426	8.807
81	8/27/2021	1.290	1.538	2.825	2.540	8.193
82	8/27/2021	0.889	0.816	0.550	0.696	2.951
83	8/27/2021	3.531	5.059	4.782	3.885	17.257
84	8/27/2021	0.876	1.946	1.924	1.168	5.914
85	8/27/2021	0.654	3.495	1.064	0.605	5.818
86	8/27/2021	2.638	2.649	2.563	2.689	10.539
88	8/27/2021	1.830	2.069	2.106	2.011	8.016
89	8/27/2021	4.004	4.238	5.273	4.430	17.945
90	8/27/2021	1.692	1.783	1.359	1.318	6.152
91	8/27/2021	2.190	3.320	3.328	2.968	11.806
92	8/27/2021	1.339	1.237	1.954	2.523	7.053
94	8/27/2021	2.290	3.252	3.202	3.121	11.865
95	8/27/2021	1.270	1.325	1.616	2.208	6.419
97	8/27/2021	2.602	2.467	2.667	3.259	10.995
98	8/27/2021	1.249	1.979	2.832	3.406	9.466
99	8/27/2021	2.398	3.274	3.536	3.435	12.643
100	8/27/2021	2.911	2.898	2.677	2.884	11.370
101	8/27/2021	2.745	4.007	4.375	5.255	16.382
102	8/27/2021	0.474	0.943	1.059	0.881	3.357
103	8/27/2021	2.908	1.512	1.487	1.166	7.073

Duke Energy Kentucky
Peak Time Rebate Pilot Program

Customer	Event	Baseline Usage Hour Ending				Total
		4:00	5:00	6:00	7:00	
104	8/27/2021	0.483	1.287	2.732	4.525	9.027
105	8/27/2021	4.399	4.977	6.052	7.235	22.663
106	8/27/2021	2.195	2.104	2.090	2.315	8.704
107	8/27/2021	2.569	3.976	2.131	1.780	10.456
108	8/27/2021	0.991	0.830	0.728	0.956	3.505
109	8/27/2021	0.849	0.886	0.841	1.203	3.779
110	8/27/2021	3.179	3.561	3.316	3.402	13.458
111	8/27/2021	0.810	1.241	0.355	1.908	4.314
113	8/27/2021	1.212	1.257	1.394	0.949	4.812
114	8/27/2021	2.375	2.997	1.669	2.321	9.362
115	8/27/2021	1.932	2.582	3.481	1.889	9.884
117	8/27/2021	0.268	0.301	0.503	0.541	1.613
118	8/27/2021	0.972	1.804	1.311	1.782	5.869
120	8/27/2021	3.430	2.019	2.630	1.453	9.532
121	8/27/2021	0.342	0.359	0.493	1.467	2.661
122	8/27/2021	5.482	4.850	3.547	5.209	19.088
123	8/27/2021	1.895	1.263	1.389	1.418	5.965
127	8/27/2021	2.223	1.851	3.021	1.742	8.837
128	8/27/2021	2.697	3.154	2.846	2.650	11.347
129	8/27/2021	3.101	3.237	3.848	3.289	13.475
130	8/27/2021	1.585	1.854	1.222	1.219	5.880
131	8/27/2021	5.738	5.316	6.145	4.997	22.196
132	8/27/2021	1.177	3.879	3.541	4.830	13.427
135	8/27/2021	0.985	0.949	1.035	1.052	4.021
136	8/27/2021	3.523	2.459	2.729	2.790	11.501
138	8/27/2021	5.846	3.798	4.386	5.006	19.036
139	8/27/2021	4.783	4.019	4.676	3.524	17.002
140	8/27/2021	3.583	4.356	3.377	5.671	16.987
141	8/27/2021	0.451	0.491	0.572	0.464	1.978
142	8/27/2021	2.692	1.946	3.077	2.322	10.037
146	8/27/2021	2.909	2.524	2.453	2.459	10.345
147	8/27/2021	1.425	1.540	1.922	2.653	7.540
148	8/27/2021	2.692	2.779	3.127	3.559	12.157
149	8/27/2021	2.561	2.416	2.409	2.226	9.612
150	8/27/2021	2.227	2.385	3.267	2.632	10.511
151	8/27/2021	3.471	2.980	3.553	2.990	12.994
152	8/27/2021	1.526	2.459	2.828	2.955	9.768
153	8/27/2021	0.535	1.157	1.299	1.282	4.273
154	8/27/2021	2.145	2.214	2.110	2.014	8.483
155	8/27/2021	0.371	0.652	0.642	0.657	2.322
156	8/27/2021	0.368	0.373	0.538	0.487	1.766
158	8/27/2021	0.762	0.804	0.739	0.879	3.184
160	8/27/2021	0.492	0.861	0.641	1.075	3.069
161	8/27/2021	2.135	2.375	1.879	1.872	8.261
162	8/27/2021	0.314	0.334	0.379	1.968	2.995
164	8/27/2021	3.107	3.961	4.018	4.522	15.608
165	8/27/2021	0.152	0.154	0.155	0.157	0.618
166	8/27/2021	2.147	3.325	1.507	1.900	8.879
167	8/27/2021	1.971	2.582	1.274	1.264	7.091
168	8/27/2021	4.738	4.870	4.489	4.912	19.009
170	8/27/2021	2.142	1.017	1.111	1.819	6.089
171	8/27/2021	2.927	2.876	2.879	2.852	11.534
172	8/27/2021	3.545	4.759	4.239	3.505	16.048
173	8/27/2021	5.303	4.448	5.133	5.265	20.149
174	8/27/2021	1.580	1.478	2.511	1.856	7.425
175	8/27/2021	0.933	1.300	1.353	1.454	5.040
177	8/27/2021	3.751	2.624	2.397	2.412	11.184
178	8/27/2021	3.000	2.868	3.227	3.163	12.258
180	8/27/2021	6.446	6.155	7.401	5.428	25.430
181	8/27/2021	1.597	1.529	1.503	1.613	6.242
182	8/27/2021	0.937	0.115	0.119	0.118	1.289
184	8/27/2021	1.902	2.327	2.231	2.922	9.382

Duke Energy Kentucky
Peak Time Rebate Pilot Program

Customer	Event	Baseline Usage Hour Ending				Total
		4:00	5:00	6:00	7:00	
185	8/27/2021	0.637	0.659	2.580	1.994	5.870
187	8/27/2021	3.542	4.472	3.863	2.892	14.769
188	8/27/2021	2.641	1.985	2.255	3.910	10.791
190	8/27/2021	0.642	0.906	1.336	1.115	3.999
191	8/27/2021	2.577	1.856	1.269	1.296	6.998
192	8/27/2021	3.894	1.498	4.489	2.728	12.609
194	8/27/2021	1.748	2.030	1.855	2.009	7.642
195	8/27/2021	2.617	1.542	3.633	2.322	10.114
196	8/27/2021	0.998	2.832	3.003	3.071	9.904
197	8/27/2021	0.374	0.368	0.675	1.193	2.610
198	8/27/2021	1.543	1.349	1.326	1.278	5.496
200	8/27/2021	2.071	2.098	2.116	3.330	9.615
202	8/27/2021	0.848	1.109	2.342	1.765	6.064
203	8/27/2021	4.106	3.313	1.597	1.787	10.803
204	8/27/2021	1.690	2.678	3.298	1.657	9.323
205	8/27/2021	2.161	2.574	3.581	4.309	12.625
206	8/27/2021	0.174	0.173	0.176	0.780	1.303
207	8/27/2021	0.918	0.944	0.926	0.892	3.680
208	8/27/2021	2.477	2.440	2.761	2.802	10.480
209	8/27/2021	1.370	1.546	1.634	1.591	6.141
210	8/27/2021	1.235	2.404	2.829	3.155	9.623
211	8/27/2021	2.058	2.913	1.529	1.866	8.366
212	8/27/2021	3.247	3.090	3.230	3.753	13.320
213	8/27/2021	1.011	0.927	0.909	0.813	3.660
214	8/27/2021	0.421	1.307	2.318	2.297	6.343
215	8/27/2021	0.902	1.202	1.317	2.045	5.466
217	8/27/2021	1.906	2.047	2.133	2.298	8.384
218	8/27/2021	2.787	2.350	1.790	2.448	9.375
219	8/27/2021	2.369	2.755	2.825	2.905	10.854
220	8/27/2021	1.830	2.207	2.422	1.460	7.919
221	8/27/2021	1.413	1.846	2.612	2.397	8.268
222	8/27/2021	1.801	1.894	1.877	1.886	7.458
223	8/27/2021	3.639	4.008	3.352	3.042	14.041
225	8/27/2021	3.759	3.572	3.621	3.426	14.378
226	8/27/2021	2.330	3.344	3.845	3.088	12.607
227	8/27/2021	2.513	2.129	1.629	1.766	8.037
228	8/27/2021	1.897	1.920	2.009	2.194	8.020
229	8/27/2021	3.031	2.980	3.092	2.983	12.086
230	8/27/2021	0.582	0.801	0.939	0.942	3.264
231	8/27/2021	2.523	3.758	4.004	4.555	14.840
232	8/27/2021	1.367	1.301	1.063	1.523	5.254
233	8/27/2021	2.175	2.565	2.033	2.226	8.999
235	8/27/2021	1.167	0.877	1.061	0.845	3.950
236	8/27/2021	1.319	1.147	2.861	2.386	7.713
237	8/27/2021	1.447	1.229	1.406	2.329	6.411
238	8/27/2021	0.532	2.312	2.903	2.750	8.497
239	8/27/2021	2.302	2.317	3.100	3.041	10.760
240	8/27/2021	1.792	1.238	1.697	2.757	7.484
241	8/27/2021	1.081	0.927	0.772	0.876	3.656
242	8/27/2021	2.361	2.303	2.509	2.388	9.561
244	8/27/2021	1.287	1.309	1.152	0.199	3.947
245	8/27/2021	1.075	1.170	1.690	1.601	5.536
246	8/27/2021	2.385	2.745	2.715	3.390	11.235
247	8/27/2021	3.368	3.593	2.081	2.286	11.328
248	8/27/2021	0.183	0.182	0.182	0.183	0.730
249	8/27/2021	0.944	1.086	1.178	1.283	4.491
250	8/27/2021	1.184	1.054	1.244	1.393	4.875
251	8/27/2021	0.160	0.158	0.156	0.522	0.996
253	8/27/2021	1.507	1.782	1.856	2.047	7.192
254	8/27/2021	3.707	3.539	3.983	4.073	15.302
255	8/27/2021	0.371	2.195	2.914	2.305	7.785
256	8/27/2021	0.907	1.146	2.693	4.721	9.467

Duke Energy Kentucky
Peak Time Rebate Pilot Program

Customer	Event	Baseline Usage Hour Ending				Total
		4:00	5:00	6:00	7:00	
257	8/27/2021	1.026	1.332	1.310	1.305	4.973
258	8/27/2021	1.353	1.714	1.508	1.560	6.135
259	8/27/2021	2.503	2.363	2.589	2.535	9.990
260	8/27/2021	5.266	5.101	5.649	5.758	21.774
261	8/27/2021	2.490	2.230	2.694	3.823	11.237
262	8/27/2021	1.471	1.293	2.548	2.418	7.730
263	8/27/2021	0.418	0.501	0.296	0.428	1.643
264	8/27/2021	3.784	3.842	3.998	4.784	16.408
265	8/27/2021	3.250	3.603	3.077	2.842	12.772
266	8/27/2021	2.598	3.095	2.449	3.880	12.022
267	8/27/2021	0.847	1.723	1.286	1.071	4.927
268	8/27/2021	1.442	1.369	1.487	1.737	6.035
270	8/27/2021	1.684	1.680	1.800	2.248	7.412
271	8/27/2021	1.426	1.295	2.061	0.501	5.283
272	8/27/2021	0.696	0.903	0.427	0.995	3.021
274	8/27/2021	0.921	0.715	1.523	4.543	7.702
275	8/27/2021	5.099	4.946	4.732	4.827	19.604
276	8/27/2021	1.677	2.487	1.513	3.255	8.932
277	8/27/2021	1.593	1.152	1.155	1.219	5.119
278	8/27/2021	0.389	0.441	0.442	0.465	1.737
279	8/27/2021	2.263	2.683	4.432	3.725	13.103
280	8/27/2021	3.710	2.233	5.898	5.646	17.487
281	8/27/2021	2.226	1.948	2.579	3.858	10.611
282	8/27/2021	0.599	2.198	2.952	2.588	8.337
283	8/27/2021	1.769	1.682	2.078	2.531	8.060
284	8/27/2021	0.955	2.583	2.216	3.723	9.477
285	8/27/2021	2.274	2.119	2.125	2.823	9.341
286	8/27/2021	1.254	2.164	1.044	1.793	6.255
287	8/27/2021	1.340	0.900	0.917	1.044	4.201
288	8/27/2021	1.516	2.290	1.257	2.742	7.805
289	8/27/2021	1.253	1.265	1.241	1.272	5.031
290	8/27/2021	1.046	1.302	1.552	2.211	6.111
291	8/27/2021	1.584	1.924	1.268	1.178	5.954
292	8/27/2021	1.531	2.975	3.219	2.165	9.890
295	8/27/2021	0.916	4.244	3.955	2.872	11.987
296	8/27/2021	0.652	0.461	0.499	0.417	2.029
297	8/27/2021	1.657	3.545	1.718	2.129	9.049
298	8/27/2021	0.963	3.204	1.634	1.413	7.214
299	8/27/2021	1.795	2.204	1.628	2.061	7.688
300	8/27/2021	0.355	1.200	1.090	1.246	3.891
301	8/27/2021	1.612	1.535	1.664	1.655	6.466
302	8/27/2021	1.231	1.933	1.306	1.238	5.708
304	8/27/2021	2.248	2.091	2.659	2.888	9.886
305	8/27/2021	0.923	0.996	1.673	2.018	5.610
306	8/27/2021	2.257	3.366	3.470	3.795	12.888
307	8/27/2021	1.983	1.396	0.497	1.106	4.982
308	8/27/2021	0.203	0.794	0.905	0.895	2.797
310	8/27/2021	1.851	1.807	1.762	1.734	7.154
313	8/27/2021	2.140	2.292	2.261	2.362	9.055
314	8/27/2021	1.492	1.608	1.474	1.011	5.585
316	8/27/2021	2.008	1.466	3.507	5.040	12.021
317	8/27/2021	2.828	2.627	2.397	2.128	9.980
318	8/27/2021	0.718	1.033	3.073	3.519	8.343
319	8/27/2021	1.516	1.467	2.903	1.424	7.310
320	8/27/2021	2.504	2.504	2.540	2.548	10.096
322	8/27/2021	1.466	2.985	3.119	1.567	9.137
324	8/27/2021	4.387	5.211	5.184	4.311	19.093
325	8/27/2021	1.543	1.397	1.651	1.496	6.087
326	8/27/2021	6.218	7.591	5.925	5.020	24.754
327	8/27/2021	0.827	1.306	1.423	1.204	4.760
328	8/27/2021	1.867	1.636	1.349	1.227	6.079
329	8/27/2021	2.201	2.621	2.494	2.218	9.534

Duke Energy Kentucky
Peak Time Rebate Pilot Program

Customer	Event	Baseline Usage Hour Ending				Total
		4:00	5:00	6:00	7:00	
330	8/27/2021	2.117	2.800	3.533	3.374	11.824
331	8/27/2021	3.059	3.048	3.018	2.813	11.938
332	8/27/2021	2.250	2.809	2.795	3.149	11.003
333	8/27/2021	0.635	1.649	1.121	1.281	4.686
334	8/27/2021	2.777	2.855	3.142	2.974	11.748
336	8/27/2021	0.624	0.714	0.823	1.051	3.212
337	8/27/2021	1.107	1.081	1.159	0.950	4.297
338	8/27/2021	2.188	1.319	1.670	1.431	6.608
339	8/27/2021	2.466	1.489	1.333	2.569	7.857
340	8/27/2021	0.188	1.387	0.848	1.751	4.174
341	8/27/2021	1.341	3.296	3.286	2.113	10.036
342	8/27/2021	0.879	1.280	1.122	1.683	4.964
343	8/27/2021	1.348	1.465	1.549	1.497	5.859
344	8/27/2021	2.551	3.283	3.382	3.702	12.918
345	8/27/2021	1.119	0.887	1.853	2.266	6.125
346	8/27/2021	2.243	2.544	3.123	3.830	11.740
347	8/27/2021	3.646	3.397	2.827	2.801	12.671
348	8/27/2021	1.404	1.563	1.925	3.471	8.363
350	8/27/2021	0.789	2.290	2.980	4.008	10.067
351	8/27/2021	0.593	0.940	0.686	0.720	2.939
352	8/27/2021	0.575	0.587	0.986	1.763	3.911
353	8/27/2021	2.941	2.346	2.404	2.570	10.261
354	8/27/2021	3.849	2.723	2.580	1.980	11.132
355	8/27/2021	0.269	0.271	0.299	0.338	1.177
356	8/27/2021	2.720	2.595	3.280	3.291	11.886
357	8/27/2021	2.875	2.786	4.024	3.440	13.125
359	8/27/2021	2.899	4.205	3.929	3.701	14.734
360	8/27/2021	1.914	2.082	2.561	2.369	8.926
361	8/27/2021	1.736	1.635	1.659	1.464	6.494
362	8/27/2021	1.447	1.278	1.338	1.187	5.250
363	8/27/2021	2.269	3.881	3.347	3.393	12.890
364	8/27/2021	1.625	1.665	1.836	2.005	7.131
365	8/27/2021	0.812	0.770	0.731	0.715	3.028
366	8/27/2021	0.241	0.318	0.275	0.217	1.051
367	8/27/2021	1.234	1.427	0.783	0.667	4.111
368	8/27/2021	2.140	1.697	2.469	2.315	8.621
370	8/27/2021	1.533	2.737	2.585	1.755	8.610
371	8/27/2021	1.797	0.684	0.622	0.798	3.901
372	8/27/2021	0.991	3.278	1.685	1.518	7.472
374	8/27/2021	0.558	0.387	0.417	0.432	1.794
375	8/27/2021	3.877	3.714	3.971	4.299	15.861
376	8/27/2021	2.779	2.749	2.648	2.527	10.703
377	8/27/2021	2.745	2.374	2.385	3.809	11.313
378	8/27/2021	2.351	1.711	1.761	1.801	7.624
380	8/27/2021	0.442	0.634	0.550	0.830	2.456
381	8/27/2021	0.812	0.772	0.505	1.357	3.446
383	8/27/2021	0.421	2.905	3.019	2.832	9.177
384	8/27/2021	2.591	3.190	2.407	2.343	10.531
385	8/27/2021	0.894	0.492	0.505	0.692	2.583
386	8/27/2021	2.775	3.942	2.755	3.053	12.525
387	8/27/2021	1.471	1.881	1.899	2.307	7.558
388	8/27/2021	1.366	1.726	3.303	2.164	8.559
389	8/27/2021	1.590	2.968	1.793	2.974	9.325
390	8/27/2021	0.231	0.198	0.249	0.291	0.969
392	8/27/2021	1.824	1.887	1.589	3.042	8.342
393	8/27/2021	0.130	0.490	0.652	0.808	2.080
395	8/27/2021	0.289	0.334	0.263	0.266	1.152
396	8/27/2021	1.990	2.458	2.268	2.754	9.470
397	8/27/2021	3.847	4.348	3.754	2.980	14.929
398	8/27/2021	2.461	2.478	2.637	3.363	10.939
399	8/27/2021	3.180	3.239	3.217	2.952	12.588
400	8/27/2021	2.084	2.131	2.926	1.844	8.985

Duke Energy Kentucky
Peak Time Rebate Pilot Program

Customer	Event	Baseline Usage Hour Ending				Total
		4:00	5:00	6:00	7:00	
402	8/27/2021	1.613	1.264	1.301	1.270	5.448
403	8/27/2021	0.514	0.543	0.987	1.100	3.144
404	8/27/2021	4.385	4.639	4.563	4.801	18.388
405	8/27/2021	1.406	0.875	0.670	0.787	3.738
407	8/27/2021	2.659	2.773	2.537	3.496	11.465
408	8/27/2021	2.210	2.421	2.326	2.253	9.210
409	8/27/2021	0.108	0.138	0.298	0.760	1.304
410	8/27/2021	2.209	2.105	2.218	2.097	8.629
411	8/27/2021	1.239	2.951	2.609	2.603	9.402
412	8/27/2021	2.859	2.157	2.586	1.200	8.802
413	8/27/2021	1.781	2.621	4.500	2.679	11.581
414	8/27/2021	4.230	4.847	5.614	4.600	19.291
415	8/27/2021	1.646	1.444	1.818	0.809	5.717
416	8/27/2021	1.565	3.329	2.771	2.480	10.145
417	8/27/2021	2.953	2.791	2.607	3.034	11.385
418	8/27/2021	0.840	0.620	0.530	2.043	4.033
419	8/27/2021	3.856	3.089	3.399	4.048	14.392
420	8/27/2021	3.885	4.672	4.435	4.666	17.658
421	8/27/2021	1.190	1.103	1.320	1.228	4.841
422	8/27/2021	0.510	0.693	0.364	0.131	1.698
423	8/27/2021	3.777	4.210	3.687	4.000	15.674
424	8/27/2021	2.440	2.151	2.853	2.409	9.853
426	8/27/2021	0.748	0.668	0.848	1.802	4.066
427	8/27/2021	2.970	3.121	4.225	3.165	13.481
428	8/27/2021	0.565	0.916	0.728	0.697	2.906
429	8/27/2021	1.689	2.016	2.040	1.674	7.419
430	8/27/2021	3.718	3.880	2.827	2.289	12.714
431	8/27/2021	4.608	4.761	3.573	3.759	16.701
432	8/27/2021	2.313	2.590	2.310	2.875	10.088
433	8/27/2021	0.894	1.794	2.440	1.870	6.998
434	8/27/2021	3.884	4.744	4.514	4.249	17.391
435	8/27/2021	5.961	6.163	5.700	5.592	23.416
436	8/27/2021	1.223	1.430	2.120	1.920	6.693
437	8/27/2021	1.096	1.287	1.167	1.297	4.847
438	8/27/2021	1.270	1.205	0.626	0.794	3.895
439	8/27/2021	2.177	3.169	4.029	3.742	13.117
440	8/27/2021	1.736	2.641	3.672	3.335	11.384
441	8/27/2021	0.080	0.079	0.078	0.111	0.348
442	8/27/2021	2.090	1.930	1.961	2.664	8.645
443	8/27/2021	1.436	1.011	1.198	1.024	4.669
444	8/27/2021	3.273	3.568	4.842	3.573	15.256
445	8/27/2021	0.093	0.183	0.203	0.162	0.641
446	8/27/2021	0.325	0.811	0.597	0.453	2.186
447	8/27/2021	3.861	4.002	3.774	3.467	15.104
448	8/27/2021	3.673	4.379	3.200	2.803	14.055
449	8/27/2021	1.670	1.673	2.488	2.197	8.028
450	8/27/2021	0.352	0.329	1.442	1.083	3.206
451	8/27/2021	3.119	4.309	3.006	3.799	14.233
452	8/27/2021	2.620	2.672	2.559	2.614	10.465
456	8/27/2021	1.548	2.631	1.809	2.723	8.711
457	8/27/2021	1.662	2.988	3.111	2.620	10.381
458	8/27/2021	1.731	2.314	3.393	2.335	9.773
459	8/27/2021	2.473	2.465	2.925	2.906	10.769
460	8/27/2021	0.356	0.348	0.354	0.682	1.740
461	8/27/2021	1.562	1.548	1.657	1.669	6.436
463	8/27/2021	2.079	2.641	2.747	2.935	10.402
464	8/27/2021	1.463	1.698	1.318	1.359	5.838
465	8/27/2021	0.169	1.033	0.962	0.947	3.111
466	8/27/2021	1.946	2.636	2.946	4.255	11.783
467	8/27/2021	3.307	3.753	3.605	4.297	14.962
468	8/27/2021	0.531	0.606	0.665	0.656	2.458
470	8/27/2021	1.478	1.664	2.075	2.526	7.743

Duke Energy Kentucky
Peak Time Rebate Pilot Program

Customer	Event	Baseline Usage Hour Ending				Total
		4:00	5:00	6:00	7:00	
472	8/27/2021	1.998	3.048	2.532	3.633	11.211
474	8/27/2021	0.950	1.207	1.184	0.981	4.322
475	8/27/2021	0.325	0.325	0.325	0.326	1.301
476	8/27/2021	0.856	0.798	0.849	0.726	3.229
477	8/27/2021	1.127	1.690	1.639	0.935	5.391
478	8/27/2021	0.357	0.582	1.289	1.408	3.636
479	8/27/2021	1.919	2.100	2.898	2.997	9.914
480	8/27/2021	0.700	0.780	4.016	4.882	10.378
481	8/27/2021	3.339	3.047	3.923	5.146	15.455
482	8/27/2021	2.466	1.566	2.462	2.133	8.627
483	8/27/2021	0.465	0.673	0.621	0.548	2.307
484	8/27/2021	2.380	2.149	1.886	2.950	9.365
486	8/27/2021	2.819	2.676	2.247	2.085	9.827
487	8/27/2021	0.729	1.821	2.444	1.867	6.861
488	8/27/2021	1.517	2.223	3.430	2.472	9.642
489	8/27/2021	1.333	1.218	1.401	1.422	5.374
490	8/27/2021	1.328	1.504	1.393	1.643	5.868
491	8/27/2021	2.425	1.999	1.418	2.059	7.901
492	8/27/2021	2.445	2.314	3.760	4.366	12.885
493	8/27/2021	3.441	4.765	3.592	4.040	15.838
494	8/27/2021	1.877	2.152	2.109	1.899	8.037
495	8/27/2021	1.765	2.443	2.251	1.961	8.420
496	8/27/2021	0.623	1.050	0.893	1.682	4.248
497	8/27/2021	7.187	8.837	7.389	6.806	30.219
498	8/27/2021	0.516	0.240	0.249	0.273	1.278
499	8/27/2021	2.716	1.565	1.192	2.143	7.616
500	8/27/2021	1.019	0.554	0.246	0.471	2.290
501	8/27/2021	0.488	0.506	0.666	0.824	2.484
503	8/27/2021	1.844	2.634	1.992	3.130	9.600
505	8/27/2021	0.807	0.726	0.685	0.810	3.028
507	8/27/2021	3.165	2.609	2.562	4.764	13.100
508	8/27/2021	1.154	1.214	2.726	1.129	6.223
509	8/27/2021	1.548	1.611	2.200	2.113	7.472
510	8/27/2021	2.480	2.035	2.862	3.436	10.813
511	8/27/2021	3.064	3.753	3.773	3.166	13.756
512	8/27/2021	4.001	4.166	4.476	2.219	14.862
515	8/27/2021	1.774	2.111	3.507	2.674	10.066
516	8/27/2021	4.002	4.103	1.066	0.795	9.966
517	8/27/2021	0.503	1.689	1.573	0.362	4.127
518	8/27/2021	1.639	1.953	2.126	2.178	7.896
520	8/27/2021	6.552	5.558	6.279	5.940	24.329
521	8/27/2021	3.484	2.771	3.029	3.953	13.237
522	8/27/2021	1.022	0.813	0.772	1.352	3.959
523	8/27/2021	2.275	1.758	1.828	1.604	7.465
524	8/27/2021	1.400	1.346	2.641	3.829	9.216
526	8/27/2021	1.095	1.099	1.103	1.126	4.423
527	8/27/2021	1.201	1.486	2.153	1.813	6.653
528	8/27/2021	4.083	4.264	4.022	4.295	16.664
529	8/27/2021	3.005	3.581	2.373	3.323	12.282
530	8/27/2021	0.524	0.477	0.656	0.864	2.521
531	8/27/2021	1.768	1.862	2.911	2.067	8.608
532	8/27/2021	1.490	1.422	1.369	1.827	6.108
533	8/27/2021	0.310	0.808	0.449	0.267	1.834
534	8/27/2021	1.017	0.935	1.468	1.116	4.536
535	8/27/2021	1.985	2.010	2.179	2.323	8.497
536	8/27/2021	1.273	1.783	1.885	2.290	7.231
537	8/27/2021	0.663	0.787	0.741	0.612	2.803
538	8/27/2021	2.929	3.016	3.616	4.256	13.817
539	8/27/2021	1.931	1.582	1.493	1.562	6.568
540	8/27/2021	0.735	0.714	0.618	1.135	3.202
541	8/27/2021	0.559	0.486	0.426	0.225	1.696
542	8/27/2021	1.974	1.568	2.985	2.261	8.788

Duke Energy Kentucky
Peak Time Rebate Pilot Program

Customer	Event	Baseline Usage Hour Ending				Total
		4:00	5:00	6:00	7:00	
543	8/27/2021	3.185	3.152	3.068	3.537	12.942
544	8/27/2021	3.608	3.507	3.451	3.164	13.730
545	8/27/2021	1.999	2.163	2.326	1.945	8.433
546	8/27/2021	4.148	4.406	4.069	4.149	16.772
547	8/27/2021	1.468	1.787	1.750	3.753	8.758
548	8/27/2021	0.877	0.872	0.805	2.283	4.837
549	8/27/2021	0.233	0.111	0.804	0.654	1.802
550	8/27/2021	1.708	3.379	2.031	1.557	8.675
553	8/27/2021	1.714	2.596	2.458	1.167	7.935
554	8/27/2021	2.589	3.177	3.424	3.740	12.930
555	8/27/2021	2.704	2.883	3.130	2.897	11.614
556	8/27/2021	1.304	1.475	1.125	1.114	5.018
557	8/27/2021	2.429	2.884	2.925	4.181	12.419
558	8/27/2021	2.014	1.811	2.210	1.752	7.787
559	8/27/2021	2.578	3.046	3.015	3.110	11.749
560	8/27/2021	3.281	3.413	4.264	3.775	14.733
561	8/27/2021	0.913	0.729	0.706	1.249	3.597
562	8/27/2021	2.521	3.147	3.047	3.329	12.044
563	8/27/2021	1.182	1.434	1.998	1.793	6.407
565	8/27/2021	1.993	3.241	4.447	4.432	14.113
566	8/27/2021	0.738	0.903	0.957	0.843	3.441
568	8/27/2021	0.161	0.288	1.077	0.297	1.823
569	8/27/2021	1.213	1.079	0.815	1.634	4.741
570	8/27/2021	1.222	1.037	1.688	2.444	6.391
571	8/27/2021	2.146	1.856	1.909	1.675	7.586
572	8/27/2021	2.910	2.704	2.743	2.807	11.164
573	8/27/2021	0.788	0.834	1.204	0.804	3.630
574	8/27/2021	1.271	1.399	1.552	0.913	5.135
575	8/27/2021	3.494	5.287	6.329	4.689	19.799
576	8/27/2021	4.806	4.846	5.670	4.822	20.144
577	8/27/2021	0.812	1.071	2.382	2.066	6.331
578	8/27/2021	1.992	1.686	2.221	1.590	7.489
579	8/27/2021	0.945	2.629	2.916	4.027	10.517
580	8/27/2021	5.454	4.741	2.643	3.442	16.280
581	8/27/2021	3.177	2.481	3.354	3.777	12.789
582	8/27/2021	2.004	2.263	2.909	3.721	10.897
584	8/27/2021	2.442	2.182	1.347	0.950	6.921
585	8/27/2021	1.074	1.005	1.085	0.838	4.002
586	8/27/2021	3.507	3.739	4.770	4.224	16.240
587	8/27/2021	0.211	0.705	2.768	3.199	6.883
588	8/27/2021	2.712	2.771	4.510	5.171	15.164
589	8/27/2021	1.721	1.793	2.683	2.033	8.230
590	8/27/2021	1.142	1.142	1.151	1.134	4.569
591	8/27/2021	1.676	3.586	1.905	2.069	9.236
592	8/27/2021	0.741	1.331	2.316	1.675	6.063
593	8/27/2021	1.775	2.147	2.361	2.014	8.297
594	8/27/2021	2.685	2.075	1.090	0.990	6.840
595	8/27/2021	1.215	2.098	1.481	1.523	6.317
596	8/27/2021	0.290	0.309	0.889	0.612	2.100
597	8/27/2021	3.293	6.325	5.475	3.838	18.931
598	8/27/2021	1.003	1.395	1.577	1.000	4.975
599	8/27/2021	1.893	1.860	1.978	2.180	7.911
600	8/27/2021	1.827	1.865	2.115	1.692	7.499
601	8/27/2021	3.980	3.773	3.835	4.398	15.986
602	8/27/2021	1.142	1.524	1.734	2.872	7.272
603	8/27/2021	2.262	3.513	3.999	5.758	15.532
604	8/27/2021	0.415	0.455	2.309	0.462	3.641
605	8/27/2021	0.671	0.536	0.794	1.733	3.734
606	8/27/2021	0.000	0.001	0.005	0.260	0.266
608	8/27/2021	3.913	4.176	3.951	3.713	15.753
609	8/27/2021	0.410	0.408	0.337	0.327	1.482
610	8/27/2021	1.704	1.572	1.688	1.925	6.889

Duke Energy Kentucky
Peak Time Rebate Pilot Program

Customer	Event	Baseline Usage Hour Ending				Total
		4:00	5:00	6:00	7:00	
611	8/27/2021	0.981	1.381	2.009	3.607	7.978
612	8/27/2021	0.840	1.077	1.423	1.342	4.682
613	8/27/2021	1.945	1.874	1.931	3.113	8.863
614	8/27/2021	2.463	3.410	2.801	4.015	12.689
615	8/27/2021	1.603	1.495	1.315	1.892	6.305
616	8/27/2021	0.502	0.145	0.588	1.070	2.305
617	8/27/2021	1.937	1.802	2.314	1.872	7.925
618	8/27/2021	0.725	1.923	2.113	1.321	6.082
619	8/27/2021	0.456	0.671	0.940	1.227	3.294
620	8/27/2021	0.639	0.563	0.638	0.794	2.634
621	8/27/2021	4.900	4.748	4.963	1.522	16.133
622	8/27/2021	1.952	1.573	1.881	1.361	6.767
623	8/27/2021	1.385	1.522	1.471	1.367	5.745
624	8/27/2021	1.564	1.470	1.520	1.584	6.138
625	8/27/2021	1.114	1.121	1.123	0.927	4.285
626	8/27/2021	1.027	1.310	0.822	0.791	3.950
627	8/27/2021	1.993	1.889	2.091	1.633	7.606
628	8/27/2021	2.387	2.163	2.687	3.263	10.500
629	8/27/2021	2.919	3.456	2.918	1.817	11.110
630	8/27/2021	1.933	4.049	2.469	3.161	11.612
631	8/27/2021	3.266	4.393	3.277	5.203	16.139
632	8/27/2021	0.305	0.272	0.238	0.798	1.613
633	8/27/2021	0.878	0.842	0.642	1.039	3.401
634	8/27/2021	2.586	3.472	3.337	2.956	12.351
635	8/27/2021	3.029	3.787	3.691	2.963	13.470
636	8/27/2021	2.653	2.878	1.906	1.508	8.945
639	8/27/2021	1.686	1.861	1.829	1.702	7.078
640	8/27/2021	2.052	1.709	1.417	0.592	5.770
641	8/27/2021	4.196	4.379	6.451	5.693	20.719
642	8/27/2021	0.272	0.230	0.240	0.147	0.889
644	8/27/2021	3.978	3.395	3.093	3.000	13.466
645	8/27/2021	0.151	0.432	0.568	0.864	2.015
646	8/27/2021	1.559	2.216	3.682	2.062	9.519
647	8/27/2021	2.303	2.501	1.780	1.722	8.306
648	8/27/2021	2.576	2.599	2.543	2.278	9.996
649	8/27/2021	1.140	1.312	1.329	1.192	4.973
650	8/27/2021	2.455	2.594	3.116	2.633	10.798
651	8/27/2021	7.518	6.836	6.514	5.771	26.639
652	8/27/2021	0.784	1.074	2.908	2.070	6.836
653	8/27/2021	0.558	0.799	0.900	0.886	3.143
654	8/27/2021	0.389	0.393	0.376	0.569	1.727
655	8/27/2021	0.465	0.392	0.446	0.253	1.556
657	8/27/2021	0.417	0.471	0.901	1.119	2.908
658	8/27/2021	6.104	6.195	5.739	5.016	23.054
659	8/27/2021	2.216	1.217	1.684	1.605	6.722
660	8/27/2021	1.649	1.822	1.551	2.096	7.118
661	8/27/2021	1.149	0.914	1.139	0.914	4.116
662	8/27/2021	1.065	0.965	0.858	1.462	4.350
663	8/27/2021	1.734	1.605	3.499	2.585	9.423
665	8/27/2021	1.218	0.921	0.450	0.422	3.011
666	8/27/2021	3.814	4.480	3.295	3.239	14.828
667	8/27/2021	1.601	2.190	2.142	2.192	8.125
668	8/27/2021	4.392	4.091	4.198	4.013	16.694
669	8/27/2021	1.633	2.723	4.656	3.867	12.879
670	8/27/2021	0.894	0.781	0.900	1.330	3.905
672	8/27/2021	2.666	2.603	2.696	1.228	9.193
673	8/27/2021	0.458	0.494	0.944	3.152	5.048
674	8/27/2021	3.276	3.419	3.377	3.166	13.238
675	8/27/2021	1.011	1.612	3.686	2.884	9.193
676	8/27/2021	1.916	2.633	2.776	2.326	9.651
677	8/27/2021	3.396	3.409	3.630	3.528	13.963
678	8/27/2021	4.489	4.314	3.120	3.115	15.038

Duke Energy Kentucky
Peak Time Rebate Pilot Program

Customer	Event	Baseline Usage Hour Ending				Total
		4:00	5:00	6:00	7:00	
679	8/27/2021	1.700	1.877	2.043	1.865	7.485
680	8/27/2021	0.808	0.812	0.870	1.950	4.440
681	8/27/2021	1.319	1.256	2.377	1.141	6.093
682	8/27/2021	2.257	3.714	3.500	3.610	13.081
683	8/27/2021	1.854	1.912	1.731	1.453	6.950
685	8/27/2021	2.525	2.640	3.722	3.638	12.525
686	8/27/2021	3.918	4.174	3.837	4.067	15.996
687	8/27/2021	0.699	0.701	1.066	1.686	4.152
688	8/27/2021	2.437	2.428	2.491	3.100	10.456
689	8/27/2021	0.004	0.239	0.004	0.004	0.251
690	8/27/2021	2.031	2.143	2.385	2.272	8.831
691	8/27/2021	0.371	0.523	0.377	0.421	1.692
692	8/27/2021	2.847	3.558	2.498	2.794	11.697
693	8/27/2021	2.053	1.785	2.700	1.926	8.464
694	8/27/2021	0.817	1.276	0.961	1.079	4.133
695	8/27/2021	2.892	2.191	2.251	2.343	9.677
696	8/27/2021	0.455	0.384	0.505	0.877	2.221
697	8/27/2021	0.445	0.626	0.708	0.563	2.342
698	8/27/2021	1.886	0.718	0.681	1.391	4.676
699	8/27/2021	0.937	0.356	1.743	2.050	5.086
700	8/27/2021	1.528	1.529	1.525	0.912	5.494
701	8/27/2021	3.787	3.834	4.124	4.422	16.167
703	8/27/2021	1.493	1.568	1.734	3.083	7.878
704	8/27/2021	1.085	1.017	1.133	1.045	4.280
705	8/27/2021	2.126	2.531	3.511	3.259	11.427
706	8/27/2021	0.075	0.103	0.136	0.121	0.435
707	8/27/2021	2.475	3.451	3.668	3.268	12.862
708	8/27/2021	1.084	0.404	0.254	1.231	2.973
709	8/27/2021	1.588	2.144	2.110	1.628	7.470
710	8/27/2021	1.168	2.798	3.941	3.284	11.191
711	8/27/2021	3.265	3.499	3.427	3.313	13.504
712	8/27/2021	1.527	1.197	1.425	1.425	5.574
713	8/27/2021	1.957	2.243	2.757	3.202	10.159
714	8/27/2021	1.964	2.011	2.025	2.346	8.346
715	8/27/2021	1.139	0.451	1.084	0.244	2.918
716	8/27/2021	1.295	1.262	1.262	1.142	4.961
719	8/27/2021	2.846	3.153	2.656	3.822	12.477
720	8/27/2021	0.959	1.443	1.506	2.782	6.690
721	8/27/2021	0.895	0.910	0.931	0.903	3.639
722	8/27/2021	1.872	2.687	2.763	2.606	9.928
724	8/27/2021	2.451	3.518	1.880	1.829	9.678
725	8/27/2021	0.104	0.202	0.199	0.101	0.606
728	8/27/2021	1.294	1.388	1.532	1.404	5.618
729	8/27/2021	0.678	3.100	1.725	0.840	6.343
730	8/27/2021	1.881	1.853	1.741	1.869	7.344
731	8/27/2021	0.509	0.341	0.344	0.598	1.792
732	8/27/2021	3.782	4.384	4.533	4.224	16.923
733	8/27/2021	1.305	1.344	1.277	1.497	5.423
734	8/27/2021	0.426	1.449	1.437	2.525	5.837
737	8/27/2021	3.745	2.389	1.206	0.727	8.067
738	8/27/2021	1.301	0.326	0.637	1.152	3.416
739	8/27/2021	1.564	2.406	1.967	1.233	7.170
740	8/27/2021	4.084	1.963	2.734	0.825	9.606
743	8/27/2021	1.354	0.985	1.070	1.616	5.025
744	8/27/2021	0.712	0.711	0.756	0.734	2.913
745	8/27/2021	1.980	2.359	2.296	2.363	8.998
746	8/27/2021	4.143	5.168	4.879	2.749	16.939
747	8/27/2021	1.474	1.268	0.881	1.036	4.659
748	8/27/2021	5.631	5.043	4.810	5.173	20.657
749	8/27/2021	0.166	0.162	0.568	0.165	1.061
751	8/27/2021	2.153	2.790	2.426	3.134	10.503
752	8/27/2021	3.859	4.204	4.159	5.745	17.967

Duke Energy Kentucky
Peak Time Rebate Pilot Program

Customer	Event	Baseline Usage Hour Ending				Total
		4:00	5:00	6:00	7:00	
753	8/27/2021	1.496	1.582	1.753	1.764	6.595
754	8/27/2021	3.836	3.280	4.556	4.896	16.568
755	8/27/2021	2.392	2.908	2.875	2.345	10.520
756	8/27/2021	0.749	1.000	1.131	0.403	3.283
757	8/27/2021	2.874	3.157	2.441	2.460	10.932
758	8/27/2021	4.661	4.115	4.017	3.988	16.781
759	8/27/2021	1.743	1.796	1.603	1.502	6.644
760	8/27/2021	1.682	1.740	2.021	1.731	7.174
761	8/27/2021	2.797	3.514	4.452	4.956	15.719
762	8/27/2021	0.547	0.841	1.374	0.981	3.743
763	8/27/2021	0.596	1.217	1.282	0.909	4.004
764	8/27/2021	3.426	3.380	3.279	2.956	13.041
765	8/27/2021	2.360	1.794	2.116	1.669	7.939
766	8/27/2021	1.611	1.556	1.508	1.491	6.166
767	8/27/2021	1.071	0.994	1.086	1.086	4.237
768	8/27/2021	1.152	1.385	1.695	1.404	5.636
769	8/27/2021	3.140	3.192	3.380	3.700	13.412
771	8/27/2021	0.606	0.917	1.258	1.900	4.681
772	8/27/2021	1.000	0.882	0.953	0.766	3.601
773	8/27/2021	0.601	0.746	0.821	0.835	3.003
774	8/27/2021	2.295	1.569	1.452	1.869	7.185
775	8/27/2021	0.508	0.887	1.506	1.233	4.134
776	8/27/2021	2.531	2.622	2.115	2.401	9.669
777	8/27/2021	3.283	3.186	3.120	3.322	12.911
778	8/27/2021	1.923	1.730	2.382	2.327	8.362
779	8/27/2021	2.249	2.717	1.963	1.808	8.737
780	8/27/2021	0.411	0.425	0.688	0.763	2.287
781	8/27/2021	2.888	2.332	2.543	1.990	9.753
782	8/27/2021	1.879	2.169	2.432	3.250	9.730
783	8/27/2021	1.954	1.944	1.954	1.601	7.453
784	8/27/2021	1.214	1.156	1.014	0.879	4.263
785	8/27/2021	3.653	3.810	3.076	5.193	15.732
787	8/27/2021	0.701	0.688	0.893	0.771	3.053
789	8/27/2021	2.447	2.396	3.286	3.205	11.334
790	8/27/2021	0.924	1.064	0.840	0.831	3.659
793	8/27/2021	1.680	2.399	2.476	1.931	8.486
794	8/27/2021	2.797	3.229	2.917	3.646	12.589
796	8/27/2021	1.299	0.943	1.105	1.218	4.565
797	8/27/2021	0.062	0.067	0.060	0.320	0.509
798	8/27/2021	0.713	0.645	0.751	0.870	2.979
799	8/27/2021	0.673	0.712	0.684	0.672	2.741
800	8/27/2021	1.025	1.053	0.869	2.037	4.984
802	8/27/2021	2.249	2.715	1.734	1.563	8.261
805	8/27/2021	2.178	1.804	2.273	1.623	7.878
810	8/27/2021	2.018	1.372	1.567	1.664	6.621
813	8/27/2021	1.805	2.570	2.581	2.644	9.600
814	8/27/2021	0.860	2.134	1.168	0.991	5.153
815	8/27/2021	2.089	2.089	1.969	1.677	7.824
816	8/27/2021	3.085	3.048	4.669	5.096	15.898
817	8/27/2021	3.345	3.142	2.842	2.748	12.077
818	8/27/2021	3.213	3.374	3.266	3.228	13.081
819	8/27/2021	1.055	0.941	0.878	0.998	3.872
820	8/27/2021	1.003	0.984	0.996	1.023	4.006
822	8/27/2021	3.744	1.810	3.939	3.174	12.667
823	8/27/2021	1.045	1.291	1.053	0.951	4.340
824	8/27/2021	1.876	2.568	3.038	2.208	9.690
825	8/27/2021	1.711	1.985	2.241	2.500	8.437
826	8/27/2021	2.408	2.224	2.533	1.599	8.764
827	8/27/2021	1.364	1.223	1.472	1.104	5.163
828	8/27/2021	2.427	2.337	2.559	2.894	10.217
829	8/27/2021	2.280	2.447	2.547	2.551	9.825
830	8/27/2021	2.149	1.972	1.827	3.480	9.428

Duke Energy Kentucky
Peak Time Rebate Pilot Program

Customer	Event	Baseline Usage Hour Ending				Total
		4:00	5:00	6:00	7:00	
831	8/27/2021	1.492	1.813	1.981	1.847	7.133
832	8/27/2021	1.253	1.285	1.437	1.133	5.108
833	8/27/2021	2.455	2.503	2.447	1.639	9.044
834	8/27/2021	0.219	0.169	0.335	0.599	1.322
835	8/27/2021	3.836	3.790	3.995	5.656	17.277
836	8/27/2021	1.467	2.141	1.299	1.170	6.077
837	8/27/2021	2.189	3.242	2.392	2.307	10.130
838	8/27/2021	1.431	1.570	1.669	1.695	6.365
839	8/27/2021	2.378	2.738	3.774	3.272	12.162
840	8/27/2021	3.481	3.337	3.078	2.930	12.826
841	8/27/2021	2.146	3.957	3.447	2.574	12.124
843	8/27/2021	3.386	1.671	1.969	2.737	9.763
844	8/27/2021	1.034	1.029	0.789	0.797	3.649
845	8/27/2021	1.306	0.998	0.983	0.925	4.212
846	8/27/2021	0.442	0.290	0.309	0.223	1.264
847	8/27/2021	2.801	3.171	3.478	3.812	13.262
848	8/27/2021	0.403	0.538	0.759	0.803	2.503
849	8/27/2021	0.899	1.498	2.301	2.248	6.946
851	8/27/2021	1.690	1.967	3.131	3.426	10.214
852	8/27/2021	0.394	0.710	1.006	1.670	3.780
853	8/27/2021	0.428	0.469	0.439	0.453	1.789
854	8/27/2021	1.759	1.358	1.441	1.377	5.935
855	8/27/2021	0.834	1.607	1.461	1.173	5.075
856	8/27/2021	4.589	5.145	5.038	5.387	20.159
857	8/27/2021	0.074	0.090	0.083	0.234	0.481
858	8/27/2021	2.907	2.934	2.896	2.735	11.472
859	8/27/2021	2.465	2.974	3.107	3.649	12.195
861	8/27/2021	0.560	0.506	0.444	0.420	1.930
862	8/27/2021	0.393	0.853	0.586	1.732	3.564
863	8/27/2021	0.384	0.373	0.464	1.239	2.460
864	8/27/2021	2.814	2.779	2.615	2.353	10.561
865	8/27/2021	5.328	5.235	5.117	5.096	20.776
866	8/27/2021	0.725	0.587	0.306	0.193	1.811
867	8/27/2021	6.916	6.642	6.643	3.085	23.286
868	8/27/2021	3.172	3.316	3.357	3.194	13.039
869	8/27/2021	3.705	4.344	4.669	3.915	16.633
870	8/27/2021	0.428	0.467	0.715	0.954	2.564
871	8/27/2021	1.043	1.279	0.877	1.002	4.201
872	8/27/2021	3.959	2.072	3.341	2.509	11.881
873	8/27/2021	0.687	0.781	0.609	1.444	3.521
874	8/27/2021	1.961	3.846	4.070	4.947	14.824
875	8/27/2021	1.476	3.193	2.261	2.439	9.369
876	8/27/2021	0.737	0.753	0.822	1.626	3.938
877	8/27/2021	2.806	2.790	2.773	2.764	11.133
879	8/27/2021	0.114	0.081	0.133	0.721	1.049
880	8/27/2021	1.545	1.483	0.617	0.455	4.100
881	8/27/2021	1.542	1.565	1.750	1.480	6.337
882	8/27/2021	1.020	1.065	1.120	3.413	6.618
883	8/27/2021	3.535	3.525	3.612	3.783	14.455
884	8/27/2021	2.178	1.282	0.969	2.329	6.758
885	8/27/2021	0.741	0.667	0.650	0.599	2.657
886	8/27/2021	1.544	1.834	1.760	1.879	7.017
887	8/27/2021	1.225	1.267	2.011	1.652	6.155
888	8/27/2021	0.692	0.678	0.573	0.496	2.439
889	8/27/2021	2.108	1.974	1.911	2.094	8.087
890	8/27/2021	3.508	3.276	3.358	3.394	13.536
891	8/27/2021	2.505	2.795	2.821	2.894	11.015
892	8/27/2021	2.064	1.520	1.461	1.247	6.292
893	8/27/2021	0.752	0.659	0.698	0.554	2.663
894	8/27/2021	2.239	2.347	2.144	2.329	9.059
895	8/27/2021	0.474	0.475	0.498	0.294	1.741
896	8/27/2021	0.639	0.534	0.623	0.609	2.405

Duke Energy Kentucky
Peak Time Rebate Pilot Program

<u>Customer</u>	<u>Event</u>	<u>Baseline Usage Hour Ending</u>				<u>Total</u>
		<u>4:00</u>	<u>5:00</u>	<u>6:00</u>	<u>7:00</u>	
898	8/27/2021	0.168	1.626	1.652	1.884	5.330
899	8/27/2021	1.847	2.155	2.098	2.383	8.483

Duke Energy Kentucky
Case No. 2022-00251
Attorney General's Second Set Data Requests
Date Received: October 7, 2022

AG-DR-02-006

REQUEST:

Refer to the Company's response to AG-DR-01-010 and the statement "If the amount of generation is less than the actual customer demand in an hour, a purchase from PJM occurred."

- a. Confirm that in the vast majority of hours during which PTR events were called, a purchase from PJM occurred. If this cannot be confirmed, please explain.
- b. Confirm that when purchases from PJM occur, the costs to Duke Energy Kentucky are settled at the real time LMP energy prices, such as those provided in response to AG-DR-01-009. If this cannot be confirmed, please explain.

RESPONSE:

- a. Objection. This request is vague and ambiguous and subject to interpretation as to what is meant by "the vast majority." Notwithstanding the objection, to the extent discoverable, and in the spirit of discovery, the Company purchased from PJM in 68% of the PTR Pilot event hours.
- b. Objection. This request is overbroad, unduly burdensome, and seeks information that is irrelevant to the case, as it seeks information that is not maintained or calculated by the Company. Notwithstanding the objection, to the extent discoverable, and in the spirit of discovery, purchases from PJM to serve Duke Energy Kentucky demand could occur in the Day-Ahead market, the Real-Time market, or a combination of both markets.

PERSON RESPONSIBLE:

As to objections, Legal

As to responses, Bruce L. Sailors – a.

John Swez – b.

Duke Energy Kentucky
Case No. 2022-00251
Attorney General's Second Set Data Requests
Date Received: October 7, 2022

AG-DR-02-007

REQUEST:

Refer to the Company's response to STAFF-DR-01-006 (b), which states "At enrollment, all participants received an email with a link to the program's information page including the FAQs (Frequently Asked Questions)." Please provide screen shots of the entire information page, including all FAQs and all "Tips to help you reduce your usage and other pilot reminders."

RESPONSE:

The PTR Pilot information page is still on the Company's website although a direct link is needed. Please use the following link to access the page. Note that if a message indicating the page is not available is received, select Kentucky as your selected state on the website.

<https://www.duke-energy.com/info/unindexed/rates/peak-time-credit>.

PERSON RESPONSIBLE: Bruce L. Sailors

Duke Energy Kentucky
Case No. 2022-00251
Attorney General's Second Set Data Requests
Date Received: October 7, 2022

AG-DR-02-008

REQUEST:

Refer to the Company's response to AG-DR-01-017 (c). Provide:

- a. The email notice sent in advance of each PTR event;
- b. The Peak Time Credit Acquisition email;
- c. The Peak Time Credit Reminder email;
- d. The 2021 Summer Season Change email;
- e. The 2022 Summer Season Change email;
- f. The Winter Reminder/Season Change email.

RESPONSE:

- a. Please see AG-DR-02-008(a) Attachment 1 for summer events and AG-DR-02-008(a) Attachment 2 for winter events.
- b. Please see the Company's response to AG-DR-01-017.
- c. Please see AG-DR-02-008(c) Attachment.
- d. Please see AG-DR-02-008(d) Attachment.
- e. Please see response to (d) above.
- f. Please see AG-DR-02-008(f) Attachment.

PERSON RESPONSIBLE: Bruce L. Sailors

Main idea:

The main idea is

Image costs:

\$0

Job number:

201420-1

Jurisdiction:

DEK

Subject Lines:

Peak Day Alert

Preheader text:

We are notifying you of tomorrow's Peak Day event. Earn bill credits during this event by reducing your energy usage between the hours of 3-7 p.m.

Animation notes:

No animation



Tomorrow is a Peak Day. Be sure to limit energy use during the hours of 3-7 p.m.

What you need to do

Save a little energy. To earn credits, make some changes to your typical energy use between 3 and 7 p.m. Consider raising your thermostat setting by a few degrees, or doing laundry or dishwashing before or after the Peak Day hours tomorrow. For more energy-saving tips, visit us online.

Your energy use during the Peak Day event will be compared to your baseline usage. You will receive a credit of 60 cents for every kilowatt-hour of energy use you reduce or shift away from Peak Day hours.

When you participate and reduce your typical energy use during Peak Day events, you will be notified within five business days about your savings. Your credits will show on your energy bill in the next month or two.

Have questions?

Call us at 888.831.8316 or email us at PeakTimeCredit@duke-energy.com.

Thank you,
Peak Time Credit Team

As our communities reopen, we remain committed to delivering reliable power while helping to protect the health and safety of our employees, customers and everyone around us. Learn more about our ongoing response to COVID-19 at dukeenergyupdates.com.

BUILDING A SMARTER ENERGY FUTURE®



[Unsubscribe](#) | [Privacy Policy](#) | [View in Browser](#) | duke-energy.com

Duke Energy | 550 South Tryon Street | Charlotte, NC 28202

© Duke Energy Corporation. All Rights Reserved.

Links:

Button 1:
Button 2:

Alt-tags:

Hero: Graphic: Peak Time Credit Update

Main idea:

The main idea is

Image costs:

\$0

Job number:

201420-1

Jurisdiction:

DEK

Subject Lines:

Peak Day Alert

Preheader text:

We are notifying you of tomorrow's Peak Day event. Earn bill credits during this event by reducing your energy usage between the hours of 6-10 a.m.

Animation notes:

No animation



Tomorrow is a Peak Day. Be sure to limit energy use during the hours of 6-10 a.m.

What you need to do

Save a little energy. To earn credits, make some changes to your typical energy use between 6 and 10 a.m. Consider lowering your thermostat setting by a few degrees and using hot water before or after the Peak Day hours tomorrow. For more energy-saving tips, visit us online.

Your energy use during the Peak Day event will be compared to your baseline usage. You will receive a credit of 60 cents for every kilowatt-hour of energy use you reduce or shift away from Peak Day hours.

When you participate and reduce your typical energy use during Peak Day events, you will be notified within five business days about your savings. Your credits will show on your energy bill in the next month or two.

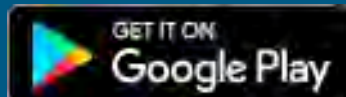
Have questions?

Call us at 888.831.8316 or email us at PeakTimeCredit@duke-energy.com.

Thank you,
Peak Time Credit Team

As our communities reopen, we remain committed to delivering reliable power while helping to protect the health and safety of our employees, customers and everyone around us. Learn more about our ongoing response to COVID-19 at dukeenergyupdates.com.

BUILDING A SMARTER ENERGY FUTURE®



[Unsubscribe](#) | [Privacy Policy](#) | [View in Browser](#) | duke-energy.com

Duke Energy | 550 South Tryon Street | Charlotte, NC 28202

© Duke Energy Corporation. All Rights Reserved.

Links:

Button 1:
Button 2:

Alt-tags:

Hero: Graphic: Peak Time Credit Alert

Main idea:

The main idea is

Image costs:

\$0

Job number:

201420-1

Jurisdiction:

DEK

Subject Lines:

Peak Day Alert Today

Preheader text:

We are notifying you of a Peak Day event today. Earn bill credits during this event by reducing your energy usage between the hours of 3-7 p.m.

Animation notes:

No animation



Today is a Peak Day. Be sure to limit energy use during the hours of 3-7 p.m.

What you need to do

Save a little energy. To earn credits, make some changes to your typical energy use between 3 and 7 p.m. Consider raising your thermostat setting by a few degrees, or doing laundry or dishwashing before or after the Peak Day hours today. For more energy-saving tips, visit us online.

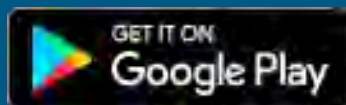
Have questions?

Call us at 888.831.8316 or email us at PeakTimeCredit@duke-energy.com.

Thank you,
Peak Time Credit Team

As our communities reopen, we remain committed to delivering reliable power while helping to protect the health and safety of our employees, customers and everyone around us. Learn more about our ongoing response to COVID-19 at dukeenergyupdates.com.

BUILDING A SMARTER ENERGY FUTURE®



[Unsubscribe](#) | [Privacy Policy](#) | [View in Browser](#) | duke-energy.com

Duke Energy | 550 South Tryon Street | Charlotte, NC 28202

© Duke Energy Corporation. All Rights Reserved.

Links:

Button 1:
Button 2:

Alt-tags:

Hero: Graphic: Peak Time Credit Alert

Main idea:

Hours are changing email

Image costs:

\$0

Job number:

211159

Jurisdiction:

DEK

Subject Lines:

Peak day hours change May 1

Preheader text:

Reminder: Peak day hours change for summer. Be sure to adjust your usage to save on your bill.

Animation notes:

There is no animation



Peak day hours change with the season.

Thank you for participating in the Peak Time Credit pilot program. We wanted to remind you that peak day hours shift with the season.

Beginning on May 1, peak day hours for the summer season will be 3 p.m. to 7 p.m. on pricing days. The summer season is May 1 through Oct. 31. Note that you only earn credits on the pilot on Critical Pricing Days but conservation can always save you money every day. Duke Energy will notify you the day before a Critical Pricing Day. We plan to have 8 to 10 Critical Pricing Days this summer.

Summer holidays:

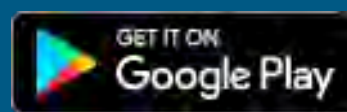
- Memorial Day
- Independence Day
- Labor Day
- Columbus Day

Tips to help you reduce your usage and other pilot reminders can be found in the FAQ section of the [website](#). If you have any questions, please call **888.831.8316** (Monday through Friday, 8 a.m. to 5 p.m.) or email us at PeakTimeCredit@duke-energy.com.

Thank you,
Peak Time Credit Team

As the pandemic continues, so does our commitment to you. That means delivering the reliable power you need while helping to protect our customers, employees and the communities around us. Learn more about customer assistance options and ways to save at [dukeenergyupdates.com](https://www.dukeenergyupdates.com).

BUILDING A SMARTER ENERGY FUTURE®



[Unsubscribe](#) | [Privacy Policy](#) | [View in Browser](#) | [duke-energy.com](https://www.duke-energy.com)

Duke Energy | 550 South Tryon Street | Charlotte, NC 28202

© Duke Energy Corporation. All Rights Reserved.

Links:

hyperlink for website: <https://www.duke-energy.com/info/unindexed/rates/peak-time-credit>

Alt-tags:

Hero: Peak Time Credit Update

Main idea:

The main idea is

Image costs:

\$0

Job number:

203342

Jurisdiction:

DEK

Subject Lines:

Reminder for Peak Time participants

Preheader text:

Here's a friendly reminder about how Peak Days work and how you can earn bill credits during an event.

Animation notes:

No animation



Reduce your energy use and save

As a participant of the Peak Time Credit program, we wanted to send you a reminder of how the program works in order for you to earn credits on your energy bill.

Peak Day refresh

Save a little more energy by making a few changes to your typical energy use during Peak Day hours. Consider lowering your thermostat setting by a few degrees and using hot water before or after the event.

Your energy use during the Peak Day event will be compared to your baseline usage. You will receive a credit of 60 cents for every kilowatt-hour of energy use you reduce or shift away from Peak Day hours.

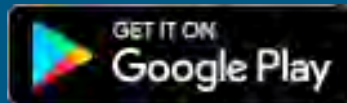
When you participate and reduce your typical energy use during Peak Day events, you will be notified of your savings within five business days. Your credits will show on your energy bill in the next month or two.

[PROGRAM DETAILS](#)

For more information, contact us by phone at 888.831.8316 or by email at PeakTimeCredit@duke-energy.com.

As the pandemic continues, so does our commitment to you. That means delivering the reliable power you need while helping to protect our customers, employees and the communities around us. Learn more about customer assistance options and ways to save at dukeenergyupdates.com.

BUILDING A SMARTER ENERGY FUTURE®



[Unsubscribe](#) | [Privacy Policy](#) | [View in Browser](#) | duke-energy.com

Duke Energy | 550 South Tryon Street | Charlotte, NC 28202

© Duke Energy Corporation. All Rights Reserved.

Links:

Button 1: <https://www.duke-energy.com/info/unindexed/rates/peak-time-credit>

Alt-tags:

Hero: Prepare for Peak Days

Duke Energy Kentucky
Case No. 2022-00251
Attorney General's Second Set Data Requests
Date Received: October 7, 2022

PUBLIC AG-DR-02-009

REQUEST:

Refer to Confidential Attachment 1 provided in response to AG-DR-01-021.

- a. Confirm that the Company [REDACTED] the [REDACTED] [REDACTED] (benefit) of the PTR program. If this is confirmed, please explain why the Company chose [REDACTED] [REDACTED] (benefit). If this cannot be confirmed, please indicate where in Confidential Attachment 1 [REDACTED] [REDACTED] (benefit) of the PTR program.
- b. Please explain why [REDACTED] is not included as a benefit in [REDACTED] tests.

RESPONSE:

CONFIDENTIAL PROPRIETARY TRADE SECRET

- a. The Company [REDACTED] and thus [REDACTED] benefits. The Company considers PTR to be a Demand Response program and typically has not claimed kWh savings for this type of program.
- b. The Company does not employ market-based tests in any of its programs and solely uses cost-based tests.

PERSON RESPONSIBLE: Melissa Adams

Duke Energy Kentucky
Case No. 2022-00251
Attorney General's Second Set Data Requests
Date Received: October 7, 2022

AG-DR-02-010

REQUEST:

Refer to Attachment 2 provided in response to AG-DR-01-021, and the line item “Billing System Credit Entry.”

- a. Describe this program cost and its cost components. Identify each cost component as a fixed costs or a variable cost, and the basis for cost variation (i.e., participant counts).
- b. Explain how this program cost was estimated, including all assumptions, estimates, and calculations.
- c. Explain how billing system credit entry might be automated in the future and estimate the development cost of such automation.

RESPONSE:

- a. Customer credits are entered monthly for those months where customers earn credits by Customer Care Organization staff. The \$18,000 estimate is calculated as follows. A credit is entered for approximately 1,500 customer accounts at a pace of 50 accounts per hour for 6 months of the year at an estimated \$100 / hour fully loaded labor cost.
- b. Please see response to (a) above.
- c. Objection. This request is overbroad, unduly burdensome, and seeks information that is irrelevant to the case, insofar as it seeks information that is not maintained or calculated by the Company. Notwithstanding this objection, to the extent

discoverable and in the spirit of discovery, since the time these estimates were developed, a new tool has been created to allow the entry of credits from a source file. One thousand credits can be entered at a time after formatting the process.

New estimates have not been developed using this new tool.

PERSON RESPONSIBLE: As to objections, Legal
As to responses, Bruce L. Sailors

REQUEST:

Refer to Attachment 2 provided in response to AG-DR-01-021, and the line item “CCO Program Support and DR Implementation.”

- a. Describe this program cost and its cost components. Identify each cost component as a fixed costs or a variable cost, and the basis for cost variation (i.e., counts of offers issued, participant counts, participant calls, calls per participant, etc.).
- b. Explain how this program cost was estimated, including all assumptions, estimates, and calculations.
- c. Explain how, and estimate the size of (in percent), reductions in this cost will be realized if other Duke Energy subsidiaries with smart meters, including Ohio, North Carolina, and South Carolina, were to offer a PTR program.

RESPONSE:

- a. CCO Program Support and DR Implementation is the event implementation, customer support, and overall operational support for the pilot. This would include determination of event days, responding to customer emails, preparing information for email communications, answering customer phone calls, etc. This cost estimate was developed by taking the 11 months of actual costs reported and annualizing it. These costs could go up or down depending on the volume of customers supported and event implementation among other variables such as labor costs.

- b. Please see response to (a) above.
- c. Objection. This request is overbroad, unduly burdensome, and seeks information that is irrelevant to the case, insofar as it seeks information that is not maintained or calculated by the Company and information related to other jurisdictions besides Kentucky. The Company has not developed an analysis of how offering a PTR program in its other jurisdictions would affect costs. Notwithstanding this objection and in the spirit of discovery, these costs are mostly driven by program activity. While some sharing and process development could be involved, any savings would likely be small.

PERSON RESPONSIBLE: As to objection, Legal
As to response, Bruce L. Sailors

Duke Energy Kentucky
Case No. 2022-00251
Attorney General's Second Set Data Requests
Date Received: October 7, 2022

AG-DR-02-012

REQUEST:

Refer to Attachment 2 provided in response to AG-DR-01-021, and the line item "Credit Calculations."

- a. Describe this program cost and its cost components. Identify each cost component as a fixed costs or a variable cost, and the basis for cost variation (i.e., participant counts).
- b. Explain how this program cost was estimated, including all assumptions, estimates, and calculations.

RESPONSE:

- a. Credit Calculations are the labor costs to calculate credits for each event for each participant. These labor costs include extraction and formatting of interval data, development of event calculation Excel files, and preparation of credit files to send to Billing. However, instead of using actual annualized costs, the Company estimated the cost of building an automated system to extract data for participants and calculate credits.
- b. For Year 2 through 5, 10% of the Year 1 estimate is used to estimate costs to maintain the system (i.e., update code as needed, maintain customer participant files, etc.).

PERSON RESPONSIBLE: Bruce L. Sailors

REQUEST:

Refer to Attachment 2 provided in response to AG-DR-01-021, and the line item “Communications Vendor.”

- a. Describe this program cost and its cost components. Identify each cost component as a fixed costs or a variable cost, and the basis for cost variation (i.e., participant counts).
- b. Explain how this program cost was estimated, including all assumptions, estimates, and calculations.
- c. Explain how this cost will fall with increases in PTR program participation on a per-offer or per-participant basis.

RESPONSE:

- a. The Company uses Message Broadcast as the communications vendor for the program. Message Broadcast maintains the platform that allows customers to specify multiple emails and text numbers to be notified for event communications. Message Broadcast also sends the emails and text messages for event communications. There are fees associated with the implementation/creation of new messages (variable per message created), monitoring of scheduling service (fixed), Platform support (Hourly rate), and fees for each message sent (per message).

- b. These costs were estimated by taking the eleven months of actual costs reported between July 2021 and May 2022 and annualizing it.
- c. Objection. This request is overbroad, unduly burdensome, and seeks information that is irrelevant to the case, insofar as it seeks information that is not maintained or calculated by the Company. The Company has not performed such analysis.

PERSON RESPONSIBLE: As to objections, Legal
As to responses, Bruce L. Sailors

Duke Energy Kentucky
Case No. 2022-00251
Attorney General's Second Set Data Requests
Date Received: October 7, 2022

AG-DR-02-014

REQUEST:

Refer to Attachment 2 provided in response to AG-DR-01-021, and the line item “NOPROD.”

- a. Describe this program cost and its cost components. Identify each cost component as a fixed costs or a variable cost, and the basis for cost variation (i.e., participant counts).
- b. Explain what the 11% value in cell B32 represents, and how it was determined.

RESPONSE:

- a. The line item NOPROD in Attachment 2 in response to AG-DR-01-21 includes administrative costs including but not limited to costs for consultant, employee and administrative expenses that cannot be otherwise specifically charged to a DSM program, but support the portfolio as a whole.
- b. The 11% value in cell B32 represents an estimate of the NOPROD costs described above.

PERSON RESPONSIBLE: Melissa Adams

Duke Energy Kentucky
Case No. 2022-00251
Attorney General's Second Set Data Requests
Date Received: October 7, 2022

AG-DR-02-015

REQUEST:

Refer to Attachment 2 provided in response to AG-DR-01-021, and the line item "Net Participants." Explain how the value of 2,005 participants was determined.

RESPONSE:

The total number of participants in August, 2022 (i.e., 2,005 participants) is used and assumed to be maintained.

PERSON RESPONSIBLE: Bruce L. Sailors

Duke Energy Kentucky
Case No. 2022-00251
Attorney General's Second Set Data Requests
Date Received: October 7, 2022

AG-DR-02-016

REQUEST:

Refer to the Company's response to AG-DR-02-015 immediately above. Refer also to Appendix F of the Company's Application in this proceeding, "Peak Time Credit EM&V Companion Report," page 6, which describes one of the cost-effectiveness test scenarios as "Non-pilot Forward Looking PTR program." This description implies a broad roll-out of PTR to all DEK residential customers. Given the relative ease with which DEK was able to recruit participants to the pilot, the OAG would expect high participation in a broader roll-out of PTR. Indeed, in research readily discoverable via internet search, the OAG found research indicating that PTR participation of between 10% and 28% of offers can be expected.¹

- a. Please explain how participation by 2,005 customers, equating to approximately 1.5% of DEK's residential customer count of 130,000, is consistent with expected participation rates for a "non-pilot forward looking PTR program."
- b. Please explain why DEK chose such a low participation rate to calculate the Total Resource Cost test value for "non-pilot forward looking PTR program."

RESPONSE:

- a. During the pilot recruiting efforts including the Summer 2022 incentive research, the Company emailed approximately half of the Company's eligible residential

¹ Todd A, Cappers P, and Goldman C. Residential Customer Enrollment in Time-based Rate and Enabling Technology Programs. Lawrence Berkeley National Laboratory Report LBNL-6247E. Page 31, "Recruitment Rate" for rates designed with "CPR" (critical peak rebate). June, 2013.

customers. This included approximately all customers that have provided the Company with an email address. Therefore, 2,005 participants is a reasonable estimate of the total number of customers who responded to the Company's offer to participate in the program and currently willing to share email addresses with the Company.

- b. Objection, insofar as the question is based on a false premise. The Company does not agree with the characterization that the participation rate is "low". It is approximately 1.5%. Please see (a) above. It is uncertain that an increased participation rate would enable the pilot program, as currently designed, to become cost effective.

PERSON RESPONSIBLE: As to objection, Legal
As to responses, Bruce L. Sailors

Duke Energy Kentucky
Case No. 2022-00251
Attorney General's Second Set Data Requests
Date Received: October 7, 2022

AG-DR-02-017

REQUEST:

Refer to DEK's demand-side management programs ("DSM") generally. Provide the average cost to recruit a residential customer participant to a DSM program across all DSM programs.

RESPONSE:

Objection. This request is overbroad, unduly burdensome, and seeks information that is irrelevant to the case, insofar as it seeks information that is not maintained or calculated by the Company and insofar as it seeks information related to other jurisdictions besides Kentucky. Notwithstanding these objections, to the extent discoverable and in the spirit of discovery, the Company has not performed such a cost analysis.

PERSON RESPONSIBLE:

As to objections, Legal
As to response, Bruce L. Sailors

Duke Energy Kentucky
Case No. 2022-00251
Attorney General's Second Set Data Requests
Date Received: October 7, 2022

AG-DR-02-018

REQUEST:

Refer to DEK's advanced metering infrastructure (AMI) generally. The OAG notes that since entering into the Stipulation with the OAG in the Company's CPCN for AMI (Kentucky PSC Case No. 2016-00152), the Company has not submitted any time-varying rate tariff option (which are enabled through AMI technology) for residential customers.

- a. Provide any research the Company has completed regarding residential customer interest in time-varying rates.
- b. If the Company has not conducted any research regarding residential customer interest in time-varying rates, please explain why not.
- c. Explain the Company's apparent disinterest in understanding residential customer interest in time-varying rates.

RESPONSE:

- a. Objection, insofar as the question is based on the false premise that the "...Company has not submitted any time-varying rate tariff option...for residential customers." Objecting further, the interrogatory is overbroad and unfairly burdensome and seeks irrelevant material, as it is unlimited as to time or scope or jurisdiction. Notwithstanding these objections, to the extent discoverable, and in the spirit of discovery, the Company disagrees with OAG's statement that the "...Company has not submitted any time-varying rate tariff option...for residential customers." The Company has filed, received approval, and has researched residential customer response to a Peak Time Rebate pilot program for over two

years. An EM&V report has been filed in this proceeding that addresses all of the OAG's questions previously submitted for the EM&V vendor to address. The Company furthered the research effort and filed for and received approval for a summer PTR pilot extension to research incentive levels. This report is expected to be filed in August 2023, but the Company would be willing to file it sooner if requested by the Commission. As an additional step in the Company's research of time-varying rates, please review the Company's response to STAFF-DR-01-008.

- b. Please see response to (a) above.
- c. Objection, insofar as the question is based on the false premise that the Company has exhibited "disinterest in understanding residential customer interest in time-varying rates." For evidence of the Company's interest in understanding residential customer interest in time-varying rates, see response to (a) above and the Company's response to STAFF-DR-01-008.

PERSON RESPONSIBLE: As to objections, Legal
As to response, Bruce L. Sailors