

COMMONWEALTH OF KENTUCKY
BEFORE THE KENTUCKY STATE BOARD ON ELECTRIC GENERATION AND
TRANSMISSION SITING

In the Matter of:

ELECTRONIC APPLICATION OF BLUE)	
MOON ENERGY LLC FOR A)	
CERTIFICATES OF CONSTRUCTION FOR)	
AN APPROXIMATELY 70 MEGAWATT)	Case No.
MERCHANT ELECTRIC SOLAR)	2021-00414
GENERATING FACILITY AND)	
NONREGULATED ELECTRIC)	
TRANSMISSION LINE IN HARRISON)	
COUNTY, KENTUCKY PURSUANT)	
TO KRS 278.700 AND 807 KAR 5:110)	

Amended Application for Certificate of Construction

Blue Moon Energy LLC (“the Applicant” or “Blue Moon Solar”) a wholly-owned subsidiary of Recurrent Energy, LLC, files this amended application seeking from the Kentucky State Board on Electric Generation and Transmission Siting (“the Board”) a certificate of construction for an approximately 70-megawatt (MW) merchant electric solar generating facility and nonregulated electric transmission line pursuant to KRS 287.704 and 278.714 (the “Amended Application”). The generating facility and unregulated transmission line for which the certificates are sought will be located in Harrison County, Kentucky.

In support of the Amended Application, the Applicant submits herewith Exhibits A-G. To assist the Board and interested persons in locating information required by various statues and regulations, the Applicant also submits herewith the Table of Contents required by 807 KAR 5:110 Section 3(2)(b) and attaches hereto an Indexes of Regulation Requirements, listing the requirements for a generation application and unregulated transmission line application and the principal place(s) each requirement is addressed in these Amended Application materials. The facts on which the Amended Application is based are contained in the concurrently filed exhibits, reports, and the statements further made by the Applicant as follows:

I. Applicant Information

1. Pursuant to KRS 278.706(2)(a) and 278.714(2)(a), the name, address, and telephone number of the person proposing to construct and own the merchant electric generating facility and unregulated transmission line is as follows: Blue Moon Energy LLC; 123 Mission Street, 18th Floor, San Francisco, CA 94105 (859) 993-0077. Communications should be directed to the attention of Legal Department.

II. Applicant Information

2. The proposed Blue Moon Solar Project (the “Project”) is a 70 MW solar facility capable of providing enough clean, renewable electricity to power 14,000 Kentucky homes. Photovoltaic (PV) solar modules are used to convert sunlight into direct current (DC) electricity which is then converted to alternating (AC) electricity through inverters. Transformers step up AC electricity to a higher voltage so that it can connect to the regional transmission grid.
3. Pursuant to KRS 278.706(2)(b), The Project is located on 1,581 acres near Cynthiana, Kentucky, in Harrison County (Exhibit A). The Project footprint, generally the area within the fence line where the Project infrastructure will be located, includes 648.84 acres within the larger Project site after required setbacks and site constraints. The site consists of 17 parcels secured from 13 landowners pursuant to real estate agreements with each landowner. The project parcels have generally experienced row crop agriculture, pastureland, and residential use. The uses of parcels surrounding the Project are similar and all leased parcels are zoned A-1 Agricultural. Evidence of harvested hay, soybeans, corn, wheat, and cattle were observed within the Project area. Vegetation is sparse aside from forested riparian areas generally associated with the ephemeral and intermittent streams and tributaries that cross through the Project. Topography is gently rolling upland with well-draining, non-hydric soils and primarily comprised of limestone and shale. One potential sinkhole comprised of 0.3 acres was identified within the Project area, current design does not have panels placed in this area.
4. Pursuant to KRS 278.714(2)(b) the transmission line will start at approximate coordinates 38°22'17.91"N 84°15'25.92"W and run west to east approximately 100 feet to the existing transmission line at approximate coordinates 38°22'17.89"N 84°15'25.68"W. The proposed voltage of the electric transmission line is 69 kV and maintained within a proposed 50 foot right of way. The proposed right of way will be within a single parcel, APN 117-0000-009-00-000, owned by James C. Wilson and Diane B.

Wilson. The transmission line will be approximately 1,025 feet from the nearest participating residential structure and approximately 1,400 feet from the nearest non-participating residential structure. Seven schools and two public or private parks exist within two (2) miles of the proposed facility as shown in Exhibit A. The proposed transmission line will not exist within 1,000 feet of a residential neighborhood, school, or park.

5. Approximately 46,250 linear feet of private access roads will be utilized within the facility and will be constructed of all-weather gravel. The majority of these roads are existing. Roads will not exceed 16 feet (4.9 meters) in width, except for turning radii, which will not exceed 50 feet (15.2 meters) in radius. All entrances and driveways will comply with applicable design requirements for safe access and egress. The Project solar arrays will be secured with approximately 65,785 linear feet of perimeter fence, which will consist of six (6)-foot chain link fence with three strand barbed wire and colored green or black per requirements of Article 23 Section 4(B)(i)(3) of the Planning and Zoning Ordinances for Cynthiana, Harrison County, and Berry (“Ordinance”).¹ Fixed lighting at the perimeter will be limited to gates and the substation area and will be motion-activated to minimize light spillage. The Project will utilize construction methods that minimize large-scale grading and removal of native soil. Clearing and grubbing will occur where necessary. Minimal grading may be required to level rough or undulating areas of the site and to prepare soils for concrete foundations for substation equipment and inverters. Access roads will also be grubbed, graded, and compacted. The site cut and fill will be appropriately balanced, with no anticipation of import/export necessary.
6. Project components will include a PV solar field consisting of PV solar panel modules mounted on metal structures and anchored to the ground with pilings. Panels will move to track the sun over the course of the day. Other components of the PV system include: an onsite substation, a direct current (“DC”) collection system of underground cabling and combiner boxes, and power conversion stations with inverters, transformers, and emergency backup power to convert DC to alternating current (“AC”). An underground and/or overhead collection system will be used to convey electricity from the solar array field to the substation. The Project will include an onsite transmission line, fiber optic cable for communications underground or on overhead lines, a meteorological station mounted on a concrete

¹ https://www.harrisonplanning.com/_files/ugd/e9d208_c03c75898fe34afeaf3cb654fe6ae21f.pdf.

foundation, interior access ways, and a facility perimeter road. In addition, the Project will include, as necessary: an operation and maintenance (“O&M”) building, parking area, and other associated facilities such as above-ground water storage tanks, security gate, signage, and flagpoles. During construction, the Project will include a temporary construction mobilization and laydown area for construction trailers, construction workforce parking, above ground water and fuel tanks, materials receiving and materials storage.

7. The PV solar modules will be supported by steel piles driven into the soil. Piles are spaced approximately 10 to 20 feet apart, and the maximum height of the PV modules will be 15 feet. Modules will be oriented in rows running from north to south utilizing a single axis tracking system. The modules will be connected using DC cables that can either be buried in a trench or attached to the racking system. The DC cables gather at the end of racking systems to combiner boxes which are connected to cables routing to an inverter. The racking system will be supported by approximately 34,722 steel posts installed with a combination of pile-driving machines and augers. The center height of the racking structures will be approximately 4 feet (1.2 meters) to 6.8 feet (2.1 meters) above the ground. The spacing between array rows is estimated to be approximately 8 to 15 feet.
8. Approximately 19 inverters will be installed throughout the Project to convert the DC power from the 1,500 volt DC collection system to AC power, which will then be transmitted to a Project substation via the 34.5-kilovolt (kV) AC collection system. The AC collection system will include underground and/or overhead segments. Underground segments of the AC collection system will be buried a minimum of 3 feet (0.9 meters) below grade; and overhead portions will not exceed a maximum height of 45 feet (13.7 meters) above grade. The AC collection system will be comprised of medium voltage (MV) cable that will transfer electricity to the Project substation. Approximately 221,000 linear feet of DC collection system cables and 52,000 linear feet of AC collection cables would be installed throughout the Project. Collection cables are congregated into common trenches and run adjacent to one another. All electrical inverters and the transformer will be placed on concrete foundations or steel skids.
9. The Project will require one substation that will include one 81-mega volt ampere (MVA) transformer equipment, control building foundation, and oil containment area. Concrete pads will be constructed as foundations for substation equipment, and the remaining area will be graveled. Concrete for foundations

will be brought on-site from an external batching plant. The substation area will serve as the general parking area for permanent employees and contain all necessary equipment to step up incoming MV electricity to the high voltage electricity necessary to interconnect into the existing 69kV Cynthiana transmission line onsite owned and operated by East Kentucky Power Cooperative. The proposed gen-tie line will be no more than 100 feet (30.48 meters) in length, will be located entirely within the project footprint, and will be constructed by the Applicant. East Kentucky Power Cooperative will be responsible for any additional transmission equipment located within the switchyard for the Project. It is anticipated that the gen-tie poles and substation components will not exceed 85 feet (25.9 meters) above grade.

III. Public Notice Evidence

10. Pursuant to KRS 278.706(2)(c), prior to filing this Amended application, notice was provided to landowners whose property borders the proposed site. A list of addresses and names of those landowners who were sent notices on February 2, 2022, is contained in Exhibit B-5. The notice was mailed to each landowner via FedEx, except for four landowners who use a P.O. Box and those landowners notice letters were transmitted via certified mail. See Exhibit B-5 for evidence of delivery.
11. Additionally, a public notice was published in the Cynthiana Democrat on January 13, 2022. See Exhibit B-5.

IV. Compliance with Local Ordinance and Regulations

12. Pursuant to KRS 278.706(2)(d), Harrison County has promulgated Article 23 of the Ordinance and the Applicant has designed the project to be consistent with the applicable Ordinance requirements. The signed Statement of Compliance is contained in Exhibit C.

V. Setback Requirements

13. Pursuant to KRS 278.708(3)(a)(7), Buffers and setbacks will be included along the boundaries of the Project and from sensitive resources such as homes, businesses, and wetlands or streams. In compliance with Article 23, Section 4 (Table 2) of the Ordinance, Setbacks will vary depending on the project facing side and type of sensitive feature (i.e. agricultural, residential, commercial, or industrial). The Zoning Ordinance is enclosed as SAR Exhibit F. Proposed setbacks are included on the project layout in SAR Exhibit A. Additionally, the approved Conditional Use Permit (CUP) provides that:

all above-ground equipment will have a minimum front setback of at least one hundred (100) feet to frontage boundary lines and fifty (50) feet to side and rear boundary lines of any non-participating properties and roadways. No setbacks are required between the boundary lines of parcels that are part of a single project. Above-ground equipment shall be located no closer than 150' from any participating residential structures and no closer than 200' feet from any non-participating landowner.

The Conditional Use Approval and Conditions is enclosed as Exhibit G.

14. The Project will not include any exhaust stacks or wind turbines as part of the facility; the Project will not be required to follow setback requirements set forth in KRS 278.704(3), from the property boundary of any adjoining property owner to the energy generating facilities.
15. Pursuant to KRS 278.704(3), the setbacks designated in the Ordinance and the CUP have primacy over the setback requirements provided in KRS 278.704(2) and (5).
16. The Applicant retained Kirkland Appraisals, LLC to assess potential effects of the Project on nearby property values. The matched pair analysis shows no impact on home values due to abutting or adjoining a solar farm as well as no impact to abutting or adjacent vacant residential or agricultural land where the solar farm is properly screened and buffered. The adjoining properties have sufficient setbacks from the proposed solar panels and supplemental vegetation is proposed to enhance the areas where the existing trees are insufficient to provide proper screening.

VI. Public Notice Report

17. Pursuant to KRS 278.706(2)(f), the Applicant has made a substantial effort to engage the public in numerous ways regarding the Project. The Applicant created a Project website and Facebook page to publish information about the Project and to provide an email and telephone number for feedback. In all communications, Blue Moon Solar has endeavored to be transparent regarding the specifics of the proposed Project.
18. On August 11, 2021, a package of information that fulfilled the requirements of 807 KAR 5:110 Section 2 was sent to landowners whose property borders the proposed site. A list of addresses and names of those landowners who were sent notices and the certified mail receipts is contained in Exhibit B-1.
19. On August 12 and 19, 2021, the Applicant published a public notice in the Cynthiana Democrat newspaper (Exhibit B-4). A Project website (<https://recurrentenergy.com/project/blue-moon/>) was also developed so the general community was made aware of the Project and gained access to Project details and contact information.

20. A community meeting was hosted at the Harrison County Extension Office on August 25th to discuss the Project with community members; See Exhibit B-2 for presentation materials and attendance sheet. During the public meeting, attendees were shown enlarged satellite images showing the exact location of the proposed solar array and the proposed Project layout. Information boards with technical experts were also available for viewing and discussion on other topics including environmental health and safety of PV, landscape and screening plans, and the impact of solar projects on property values and community economics (Exhibit B-2). Experts who were present at the public meeting and available to answer questions from attendees included:

- Jayce Walker, Development Manager for Blue Moon Solar, Recurrent Energy
- Kate Garcia, Permitting Specialist for Blue Moon Solar, Recurrent Energy
- Derek Moretz, Director of Development for Blue Moon Solar, Recurrent Energy
- Joshua Harding, Site Acquisition Manager for Blue Moon Solar, Recurrent Energy
- Robert Moore, Director of Origination & Structuring for Blue Moon Solar, Recurrent Energy
- Gregory Dutton, Attorney at Law, Frost Brown Todd LLC
- Chad Martin, Environmental Specialist, Cardno Inc.
- Sam Waltman, Environmental Specialist, Cardno Inc.
- Brett Vanderwiel, Civil Project Engineer, Westwood
- Adam Edelen, Founder of Edelen Strategic Ventures, LLC

Members of the general public that attended the meeting are included in Exhibit B-2.

21. Based on the feedback received before, during, and after the community meeting, Recurrent made changes to the site plan. These included moving proposed solar panels away from neighbors on the western border of the site, north and south of Millersburg Pike, to locations elsewhere within the Project further from neighbors. Additionally vegetative screening was incorporated into the plan to further protect viewsheds.

22. Project information packages were reissued following the community meeting updating neighboring landowners to adjustments made based on their feedback. Evidence of delivery is provided in Exhibit B-3.

23. Recurrent published this updated site plan and reissued mail packages updating neighboring landowners to adjustments made based on their feedback (Exhibit B-3).

24. Table 1 below provides a brief description of other public involvement activities, in addition to the public meeting and various outreach activities/meetings with local stakeholders, undertaken prior to the submission of this Amended Application. Blue Moon Solar will continue these efforts and will participate in any public notice, comment, and hearings which may be initiated as part of ongoing permitting activities.

Table 1. Public Involvement Activities

NAME	QUESTIONS/COMMENTS RECEIVED	FOLLOW UP
FRANK MCKEE	EMAIL RECEIVED 8/14 REGARDING LOCATION OF PROJECT	RESPONDED VIA EMAIL 8/16 DIRECTING TO PROJECT WEBSITE FOR PROJECT LOCATION AND ENCOURAGING ATTENDANCE AT PUBLIC MEETING
STEVE CRAYCRAFT	VM RECEIVED 8/23 & 8/24	CALL RETURNED 8/24. MR. CRAYCRAFT CALLED TO CONFIRM CEMETARY LOCATIONS AND LET US KNOW ABOUT THE OVERHEAD TRANSMISSION LINE THAT GOES THROUGH A PROJECT PARCEL. DISCUSSED VEGETATIVE BUFFER QUESTIONS AT BOARD OF ADJUSTMENTS HEARING.
LEE KENDALL	VM AND EMAIL RECEIVED 8/30/21	CYNTHIANA DEMOCRAT FOLLOWING UP POST COMMUNITY MEETING - JAYCE RESPONDED
ROBIN & GARY ANDERSON	MET @ 8/25 COMMUNITY MEETING - EXPRESSED CONCERNS ABOUT THE PROJECT BEING CLOSE TO THEIR PROPERTY	ADDRESSED QUESTIONS AT THE MEETING; RECURRENT TO ADJUST PANEL LOCATION IN DESIGN
JUDY MCCOWN	MET @ 8/25 COMMUNITY MEETING - EXPRESSED CONCERNS ABOUT THE PROJECT BEING CLOSE TO HER PROPERTY	ADDRESSED QUESTIONS AT THE MEETING; RECURRENT TO ADJUST PANEL LOCATION IN DESIGN
KATIE HEMLOCK	VM RECEIVED 8/26: QUESTIONS ABOUT BUILDABLE AREA	CALL RETURNED 8/26. ADDITIONAL EMAILS EXCHANGED 8/27, 8/28, 8/29, 8/31 AND 10/4 AFTER THE REVISED MAILER WAS RECEIVED
PEGGY MCCLOSKEY	EMAIL RECEIVED 10/5 - QUESTIONS REGARDING BUILDABLE AREA, DECOMMISSIONING, GENERATION AND LANDSCAPING	RESPONDED 10/5 VIA EMAIL
JIM THOMAS	EMAIL RECEIVED 10/5 - QUESTIONS REGARDING BUILDABLE AREA, VISUAL IMPACTS, USE OF LOCAL ROADS, ECONOMIC BENEFITS AND NEXT PUBLIC MEETING	RESPONDED 10/6 VIA EMAIL
DR. MARVIN T. BATTE	EMAILED 10/8 - QUESTIONS REGARDING EXCLUSION AREAS	JAYCE EMAILED 10/8; ALSO DISCUSSED IN-PERSON AT 10/25 BOARD OF ADJUSTMENTS HEARING
TEDDY MARTIN	CALLED WANTING TO KNOW PROJECT DETAILS AND ASK ABOUT INCLUDING HIS LAND	CALLED BACK 10/22 AND LEFT A MESSAGE FOR MR. MARTIN TO CALL TO DISCUSS
JUDGE ALEX BARNETT	MET ON 5/7/2021 TO DISCUSS BLUE MOON ENERGY SOLAR PROJECT	N/A
GARNETT FURNISH	MET ON 5/7/2021 TO DISCUSS BLUE MOON ENERGY SOLAR PROJECT	COORDINATED VIA TELEPHONE ON MULTIPLE OCCASIONS TO DISCUSS PROJECT AND IDENTIFY OPPORTUNITIES FOR BLUE MOON ENERGY TO SUPPORT COMMUNITY. MADE \$2,500 DONATION TO NOVEMBER 6 'HARVESTING THE HOLIDAYS' EVENT HOSTED BY CYNTHIANA COMMUNITY EVENTS.

<p>BONNIE SKINNER</p>	<p>MET INITIALLY ON 5/7 TO DISCUSS HARRISON COUNTY PERMITTING PROCESS FOR SOLAR PROJECTS</p>	<p>MET AGAIN ON 8/24 AND 10/20 AND COORDINATED ON TELEPHONE AND EMAIL TO DISCUSS CONDITIONAL USE PERMIT APPLICATION AND BOARD OF ADJUSTMENTS PROCESS. ALSO DISCUSSED PLANNING COMMISSION, DEVELOPMENT PLAN, DECOMMISSIONING BOND, AND BUILDING PERMIT.</p>
-----------------------	--	--

VII. Efforts to Locate Near Existing Electric Generation

25. No existing electric generating facilities are (or have been) located on the proposed site for the solar generating facility. Consistent with KRS 278.706(2)(g), Blue Moon Solar took into account whether the proposed solar project could be located on, adjoining, or in proximity to the location of existing electric generating facilities. For solar projects like Blue Moon Solar, key factors for site selection are favorable geography, willing landowner participation, and access to transmission lines. The land needed to site Blue Moon Solar was not available on or adjoining to an existing electric generation facility. However, Blue Moon Solar selected a location in proximity to an existing transmission line. Blue Moon Solar’s point of interconnection at the proposed Substation, located within the project boundary, allows the Project to interconnect at the preferred voltage of 69kV and utilize an existing transmission line. The Project will interconnect to an on-site, proposed substation and existing 69kV transmission lines owned by East Kentucky Power Company. Information on Eastern Kentucky Power Company’s studies of the interconnection cost and infrastructure are included in the Feasibility Study and System Impact Study (Exhibit D).

VIII. Proof of Service to County and Municipality Officials

26. Pursuant to KRS 278.706(2)(h), a copy of the this Amended Application for Blue Moon Energy LLC was transmitted to the Judge-Executive of Harrison County, Alex Barnett, and the Chairman of the Cynthiana-Harrison County-Berry Joint Planning Commission Chairman, Daryl Northcutt, on the date of electronic filing of this Amended Application (February 7, 2022).

IX. Effect on Kentucky Electricity Generation System

27. Pursuant to KRS 278.706(2)(i), An analysis of the proposed solar generating facility’s projected effect on the electricity transmission system is provided in Exhibit D.

X. Effect on Local and Regional Economies

28. Pursuant to KRS 278.706(2)(j), an Economic Impact Study was completed for the Project by Mangum Economics, LLC included in Exhibit E. As the report demonstrates, utility-scale solar energy projects have numerous economic benefits. Solar installations create job opportunities in the local area during both the short-term construction phase and the long-term operational phase. In addition to the workers directly involved in the construction and maintenance of the solar energy project, numerous other jobs are supported through indirect supply chain purchases and the higher spending that is induced by these workers. Solar projects strengthen the local tax base and help improve county services, and local infrastructure, such as public roads.

29. The projected revenue from the Project to Harrison County is estimated at \$1,431,472 of economic output over the next forty (40) years. The proposed Project would generate approximately \$1.4 million in cumulative tax revenues for county entities as compared to \$112,200 for the current agricultural use, over the next 40 years and would also generate an additional \$952,443 in state tax revenue over the 40-year period. Construction is Harrison County's 5th largest major industry sector, and the Project would directly support this sector with the addition of approximately 184 jobs and \$10.4 million in labor income. During the construction period, the Project is estimated to employ up to 291 construction workers and support positions generating \$16.6 million in labor income with a total economic output of \$43.5 million dollars. The employment of local labor is estimated to reach up to 184 jobs during this construction period. Operational support will require three fulltime jobs with an associated labor income of \$118,171 and a total economic output of \$365,475 annually.

XI. Record of Environmental Violations

30. Pursuant to KRS 278.706(2)(k), neither the Applicant, nor any entity with ownership interest in the Project, has violated any state or federal environmental laws or regulations. There are no pending actions, judicial or administrative, against the Applicant nor any entity with ownership interest in the Project.

XII. Site Assessment Report

31. Pursuant to KRS 278.706(2)(l), the site assessment report is being contemporaneously filed herewith; please see the separate document titled "Blue Moon Energy LLC, Kentucky State Board on Electric Generation and Transmission Application, Site Assessment Report, Case No. 2021-00414", labeled as

Exhibit F to this Amended Application.

Dated this 7th day of February 2022.

Respectfully submitted,

FROST BROWN TODD LLC

/s/ Gregory T. Dutton

Gregory T. Dutton
FROST BROWN TODD LLC 400 W.
Market Street, 32nd Floor Louisville, KY
40202
(502) 589-5400
(502) 581-1087 (fax)
gdutton@fbtlaw.com
Counsel for Blue Moon Energy LLC

**Statutory/Regulation Requirements
General ESB Certificate**

KRS 278.	Description	Filing
<u>278.706(2)(a)</u>	The name, address, and telephone number of the person proposing to construct and own the merchant generating facility	Application ¶ 1
<u>(2)(b)</u>	A full description of the proposed site, including a map showing the distance of the proposed site from residential neighborhoods, the nearest residential structures, schools, and public and private parks that are located within a two (2) mile radius of the proposed facility	Application ¶ 2-9; Exh. A
<u>(2)(c)</u>	Evidence of public notice that shall include the location of the proposed site and a general description of the project, state that the proposed line is subject to approval by the board, and provide the telephone number and address of the Public Service Commission. Public notice shall be given within thirty (30) days immediately preceding the application filing to: 1. Landowners whose property borders the proposed site; and 2. The general public in a newspaper of general circulation in the county or municipality in which the facility is proposed to be located	Application ¶ 10; Exh. B
<u>(2)(d)</u>	A statement certifying that the proposed plant will be in compliance with all local ordinances and regulations concerning noise control and with any local planning and zoning ordinances. The statement shall also disclose set back requirements established by the planning and zoning Commission as provided under KRS 278.704(3)	Application ¶¶ 13-15; Exh. C
<u>(2)(e) [1st]</u>	If the facility is not proposed to be located on a site ... in an area where a planning and zoning commission has established a setback requirement pursuant to KRS 278.704(3), a statement that ... all proposed structures or facilities used for generation of electricity are two thousand (2,000) feet from any residential neighborhood, school, hospital, or nursing home facility....	N/A
<u>(2)(e) [2nd]</u>	If the facility is proposed to be located on a site of a former coal processing plant and the facility will use on-site waste coal as a fuel source, a statement that the proposed site is compatible with the setback requirements provided under KRS 278.704(5)	N/A

<u>(2)(e) [3rd]</u>	If the facility is proposed to be located in a jurisdiction that has established setback requirements pursuant to KRS 278.704(3), a statement that the proposed site is in compliance with those established setback requirements	Application ¶¶ 13-15
<u>(2)(f)(1)</u>	A complete report of the applicant's public involvement program activities undertaken prior to the filing of the application, including: The scheduling and conducting of a public meeting in the county or counties in which the proposed facility will be constructed at least ninety (90) days prior to the filing of an application, for the purpose of informing the public of the project being considered and receiving comment on it	Application ¶¶ 17-24; Table 1; Exh. B
<u>(2)</u>	Evidence that notice of the time, subject, and location of the meeting was published in the newspaper of general circulation in the county, and that individual notice was mailed to all owners of property adjoining the proposed project at least two (2) weeks prior to the meeting	Application ¶ 19; Exh. B-1
<u>(3)</u>	Any use of media coverage, direct mailing, fliers, newsletters, additional public meetings, establishment of a community advisory group, and any other efforts to obtain local involvement in the siting process	Application ¶¶ 17-24, Exh. B
<u>(2)(g)</u>	A summary of the efforts made by the applicant to locate the proposed facility on a site where existing electric generating facilities are located	Application ¶ 25
<u>(h)</u>	Proof of service of a copy of the application upon the chief executive officer of each county and municipal corporation in which the proposed line is to be located, and upon the chief officer of each public agency charged with the duty of planning land use in the general area in which the line is proposed to be located.	Application ¶ 26
<u>(i)</u>	An analysis of the proposed facility's projected effect on the electricity transmission system in Kentucky	Application ¶ 27, Exh. D
<u>(2)(i)</u>	An analysis of the proposed facility's economic impact on the affected region and the state	Application ¶¶ 28-29, Exh. E

<u>(k)</u>	A detailed listing of all violations by it, or any person with an ownership interest, of federal or state environmental laws, rules, or administrative regulations, whether judicial or administrative, where violations have resulted in criminal convictions or civil or administrative fines exceeding five thousand dollars (\$5,000). The status of any pending action, whether judicial or administrative, shall also be submitted.	Application ¶ 30
<u>(l)</u>	A site assessment report as specified in KRS 278.708.	Application ¶ 31, Exh. F
<u>278.704(2)</u>	Except as provided [by locally-established setback requirements or through a deviation granted pursuant to KRS 278.704(4)] ... all proposed structures or facilities used for generation of electricity are two thousand (2,000) feet from any residential neighborhood, school, hospital, or nursing home facility.	Application ¶ 12
<u>.704(3)</u>	If the merchant electric generating facility is proposed to be located in a county or a municipality with planning and zoning, then setback requirements from a property boundary, residential neighborhood, school, hospital, or nursing home facility may be established by the planning and zoning commission.	Application ¶¶ 12-15, Exh. G and SAR Exh. G
<u>278.708(1)</u>	A site assessment report ... as required under KRS 278.706(2)(1)	Exh. F
<u>(2)</u>	A site assessment report ... prepared by the applicant or its designee.	Exh. F
<u>.708(3)(a)</u>	A description of the proposed facility that shall include a proposed site development plan that describes: 1. Surrounding land uses for residential, commercial, agricultural, and recreational purposes; 2. The legal boundaries of the proposed site; 3. Proposed access control to the site; 4. The location of facility buildings, transmission lines, and other structures; 5. Location and use of access ways, internal roads, and railways; 6. Existing or proposed utilities to service the facility;	Application ¶¶ 3-9; Exh. A; Exh. F, Exh. D, Exh E;

	7. Compliance with applicable setback requirements as provided under KRS 278.704(2), (3), (4), or (5); and 8. Evaluation of the noise levels expected to be produced by the facility	
<u>(3)(b)</u>	An evaluation of the compatibility of the facility with scenic surroundings;	Exh. F, Exh. B
<u>(c)</u>	The potential changes in property values and land use resulting from the siting, construction, and operation of the proposed facility for property owners adjacent to the facility	Exh. F, Section 3; Exh. F, Exh. B
<u>(d)</u>	Evaluation of anticipated peak and average noise levels associated with the facility's construction and operation at the property boundary; and	Exh. F, Section 4; Exh. F, Exh. D
<u>(e)</u>	The impact of the facility's operation on road and rail traffic to and within the facility, including anticipated levels of fugitive dust created by the traffic and any anticipated degradation of roads and lands in the vicinity of the facility	Exh. F, Section 5; Exh. F, Exh. E
<u>(4)</u>	The site assessment report shall also suggest any mitigating measures to be implemented by the applicant to minimize or avoid adverse effects identified in the site assessment report	Exh. F, Section 6

EXHIBIT A

Blue Moon Solar Project

Harrison County, Kentucky

Preliminary Site Plan

PREPARED FOR:

RECURRENT ENERGY

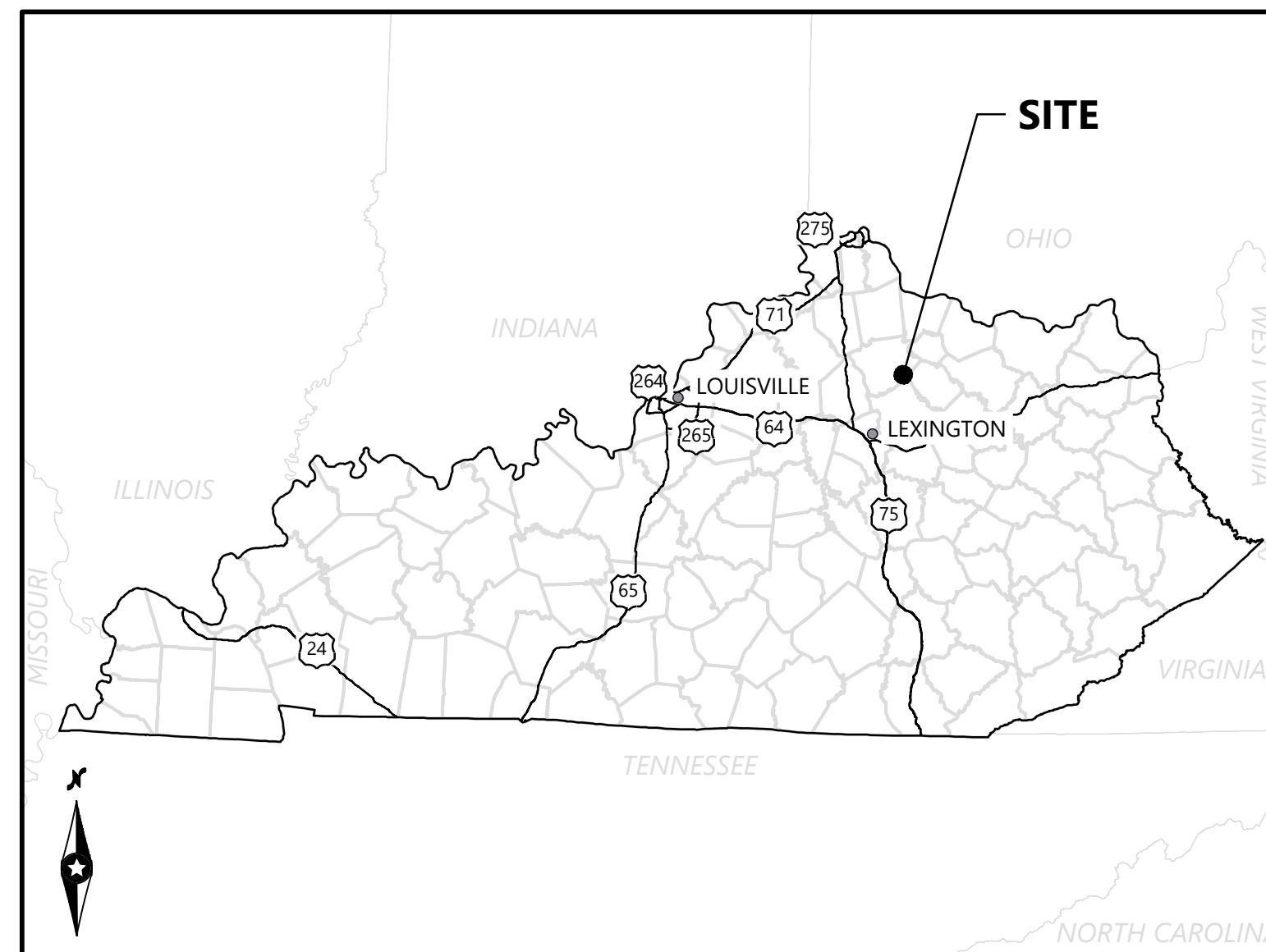
A subsidiary of Canadian Solar

3000 E Cesar Chavez, Ste. 400
Austin, TX 78702

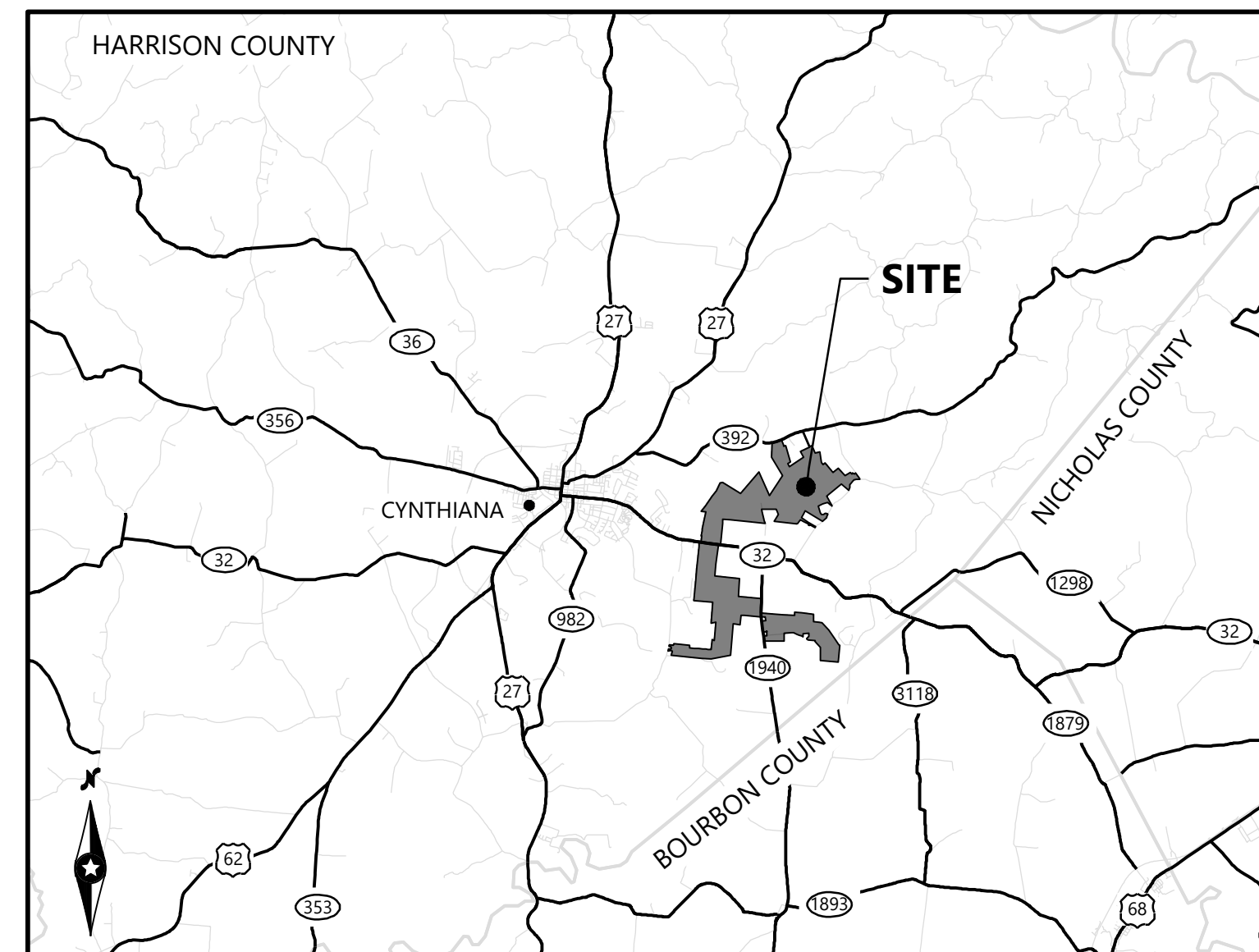
REVISIONS:

0 10/06/2021 PRELIMINARY SITE PLAN

REGIONAL MAP



VICINITY MAP



CONTACT INFORMATION				
TITLE	COMPANY	NAME	ADDRESS	PHONE
PERMITTING MANAGER	RECURRENT ENERGY	KATE GARCIA	3000 OAK ROAD, SUITE 300 WALNUT CREEK, CA 94597	415-501-9494
ENVIRONMENTAL/PERMITTING PROJECT MANAGER	CARDNO	CHAD MARTIN	76 SAN MARCOS STREET, AUSTIN, TX 78702	713-203-9161
ENGINEERING PROJECT MANAGER	WESTWOOD PROFESSIONAL SERVICES	AUGUST CHRISTENSEN	12701 WHITewater DRIVE, SUITE 300 MINNETONKA, MN 55343	952-500-0270
PROJECT ENGINEER	WESTWOOD PROFESSIONAL SERVICES	BRETT VANDERWIEL	12701 WHITewater DRIVE, SUITE 300 MINNETONKA, MN 55343	952-906-7431

Sheet List Table	
SHEET NUMBER	SHEET TITLE
C.100	Cover
C.200	Overall Site Plan
C.201	Parcel Map
C.202	Landscaping Plan

Blue Moon Solar
Harrison County, Kentucky

Cover

NOT FOR CONSTRUCTION

DATE: 10/06/2021

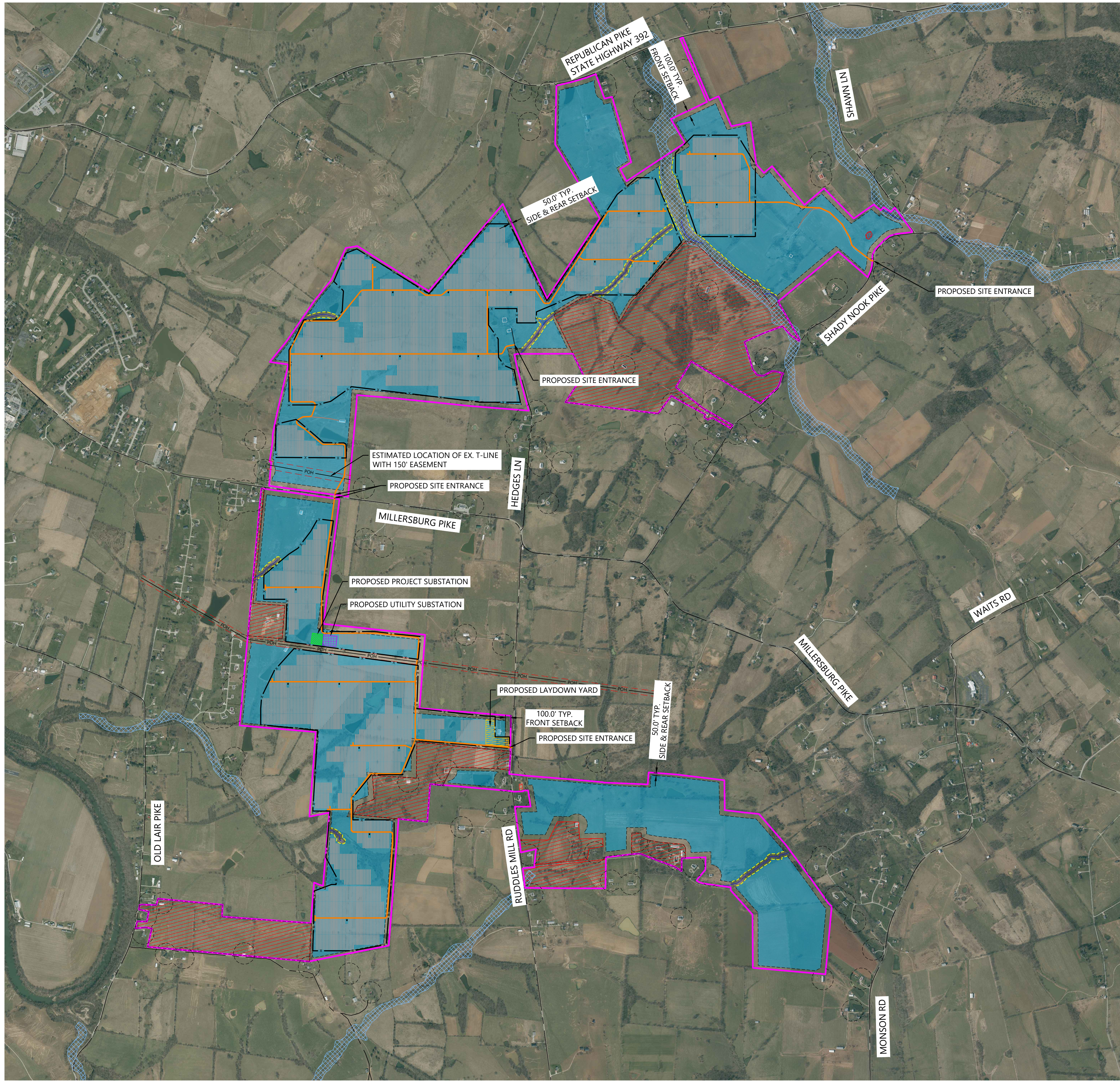
SHEET: C.100

PREPARED FOR:

RECURRENT ENERGY
 A subsidiary of Canadian Solar

3000 E Cesar Chavez, Ste. 400
 Austin, TX 78702

REVISIONS:
 0 10/06/2021 PRELIMINARY SITE PLAN

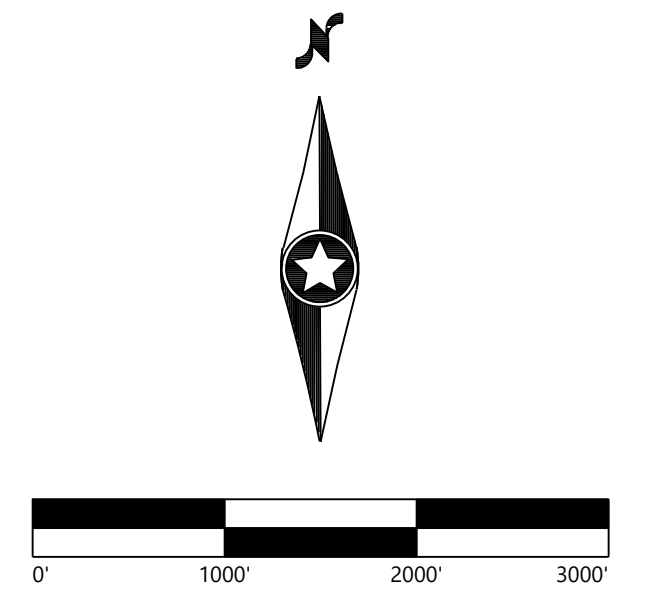


LEGEND:

- PROJECT BOUNDARY
- EASEMENT LINES
- EX. PAVED ROADS
- EX. GRAVEL ROADS
- EX. OVERHEAD POWER
- EX. FIELD DELINEATED STREAM CHANNEL
- EX. FIELD DELINEATED WETLAND
- EX. STRUCTURE
- BUILDABLE AREA
- EXCLUSION AREA
- FEMA FLOOD ZONE - 100 YEAR
- PROPOSED SECURITY FENCE
- PROPOSED 25' WETLAND AND 50' STREAM BUFFER
- PROPOSED PROJECT SETBACK
- PROPOSED ACCESS ROAD
- PROPOSED SOLAR ARRAY
- PROPOSED ELECTRICAL EQUIPMENT
- POTENTIAL SINKHOLE
- PROPOSED PROJECT SUBSTATION LOCATION
- PROPOSED UTILITY SUBSTATION LOCATION
- PROPOSED LAYDOWN YARD

PROJECT DATA	
PARCEL AREA	1581.33 ACRES
PARCEL AREA WITHOUT EXCLUSION AREAS	1249.22 ACRES
BUILDABLE AREA	1041.24 ACRES
PROJECT FENCED AREA	648.84 ACRES
ARRAY AREA (ACREAGE UNDER PANELS)	122.14 ACRES
FENCE PERIMETER LENGTH (LINEAR FEET)	65,780.5
SYSTEM SIZE - DC	98.11 MW
SYSTEM SIZE - AC (AT INVERTER)	79.80 MW
SYSTEM SIZE - AC (AT POI)	70.08 MW
DC/AC (AT INVERTER)	1.23
DC/AC (AT POI)	1.40
DC SYSTEM VOLTAGE	1500 V
MODULE MODEL	CSI Module
MODULE RATING	490 W
MODULE QUANTITY	200,226
STRINGS (26 MODULES PER STRING)	7,701
INVERTER MODEL	TMEIC
INVERTER RATING (MVA @50C) (kVA)	4.2
INVERTER QUANTITY	19
RACKING SYSTEM	ATI DuraTrack HZ v3 Tracker - assume 2-st ring and 3-string tracker rows.
ROW SPACING	26.48'
GCR	28%

NOTES:
 1. PROJECT AREAS ARE SUBJECT TO CHANGE PENDING FUTURE DESIGN CONSTRAINTS



Blue Moon Solar
 Harrison County, Kentucky





Overall Site Plan

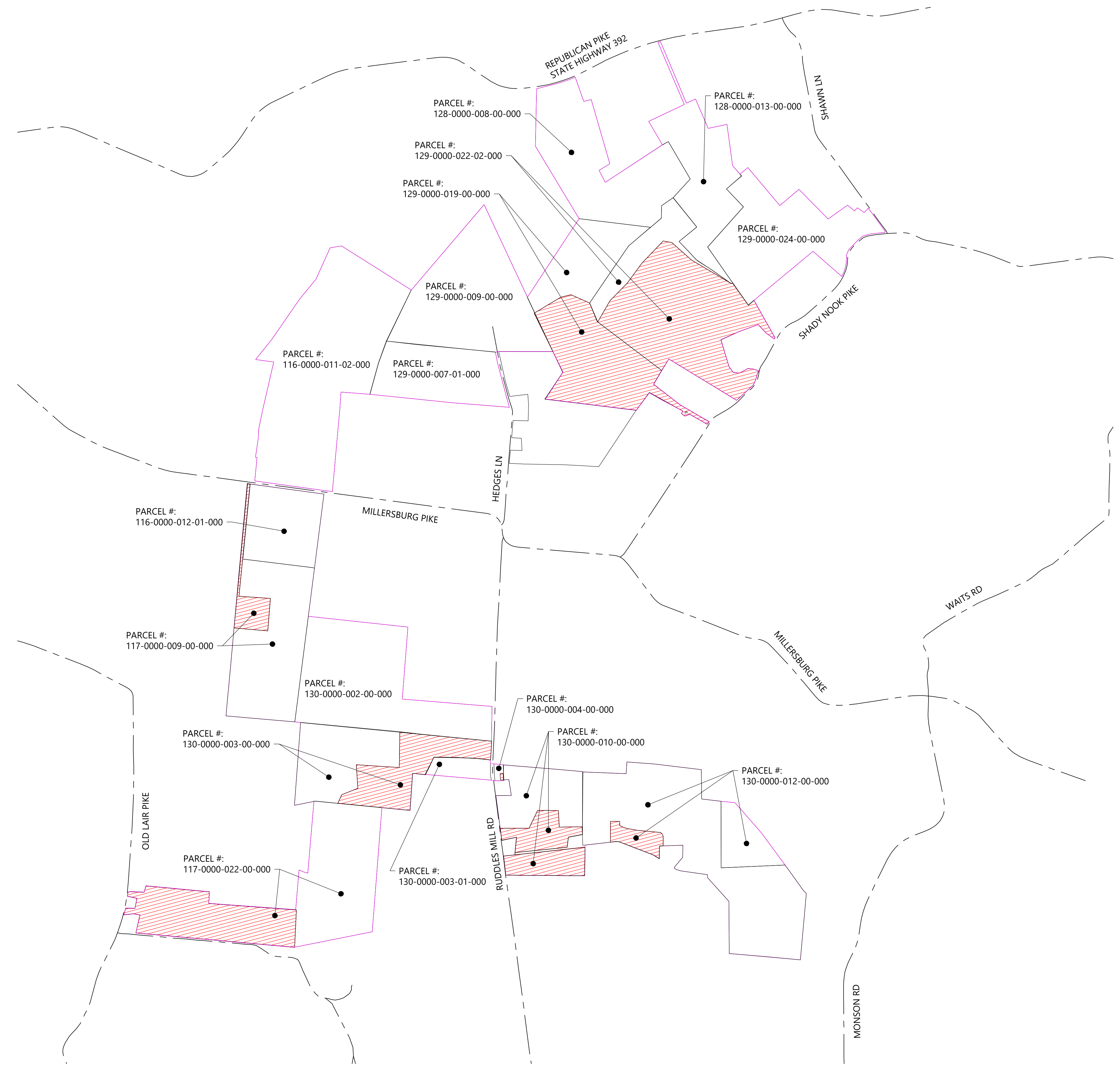
NOT FOR CONSTRUCTION

DATE: 10/06/2021
 SHEET: C.200

10/06/2021 10:40 AM C:\Users\jsteele\OneDrive\Documents\10/06/2021\10/06/2021_10:40 AM\10/06/2021_10:40 AM.dwg 10/06/2021 10:40 AM jsteele

LEGEND:

-  PROJECT BOUNDARY
-  BOUNDARY PARCEL LINES
-  EX. PAVED ROADS
-  EXCLUSION AREA



PREPARED FOR:


RECURRENT ENERGY

A subsidiary of Canadian Solar

3000 E Cesar Chavez, Ste. 400
 Austin, TX 78702

REVISIONS:

NO.	DATE	DESCRIPTION
0	10/06/2021	PRELIMINARY SITE PLAN



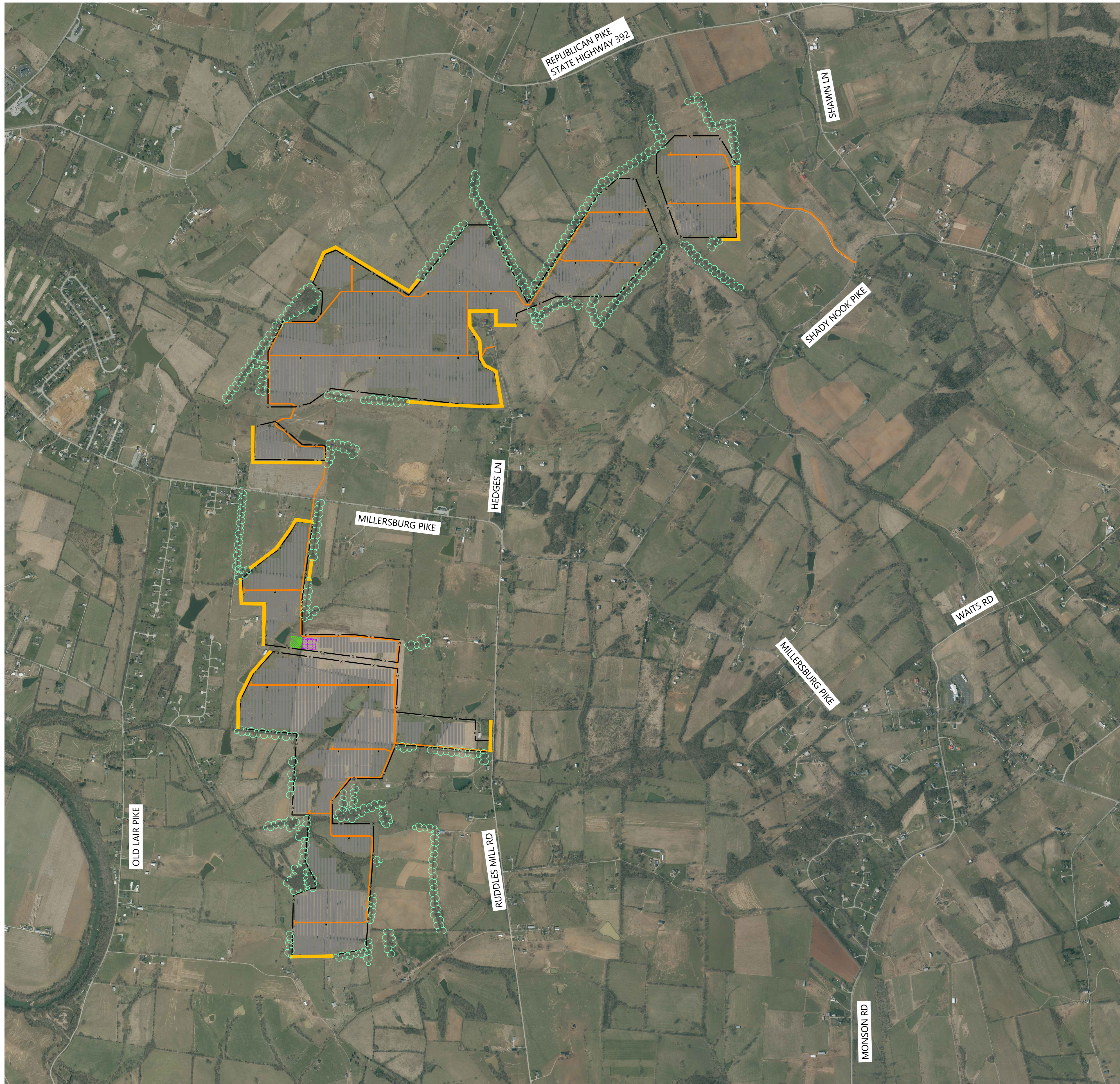
Blue Moon Solar
 Harrison County, Kentucky

Parcel Map









NOT FOR CONSTRUCTION

DATE: 10/06/2021

SHEET: C.201



LEGEND:

-  EXISTING VEGETATION
-  15' EVERGREEN SPACING (DOUBLE ROW)
-  PROPOSED SECURITY FENCE
-  PROPOSED ACCESS ROAD
-  PROPOSED SOLAR ARRAY
-  PROPOSED ELECTRICAL EQUIPMENT
-  PROPOSED PROJECT SUBSTATION LOCATION
-  PROPOSED UTILITY SUBSTATION LOCATION

NOTES:

1. PROJECT AREAS ARE SUBJECT TO CHANGE PENDING FUTURE DESIGN CONSTRAINTS
2. LANDSCAPING INFORMATION PROVIDED BY CARDNO

PREPARED FOR:

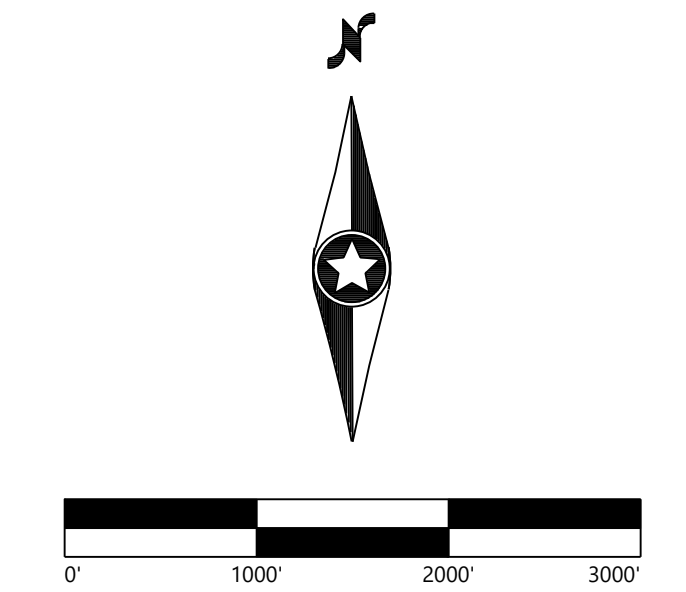
RECURRENT ENERGY

A subsidiary of Canadian Solar

3000 E Cesar Chavez, Ste. 400
 Austin, TX 78702

REVISIONS:

0	10/06/2021	PRELIMINARY SITE PLAN



Blue Moon Solar
 Harrison County, Kentucky

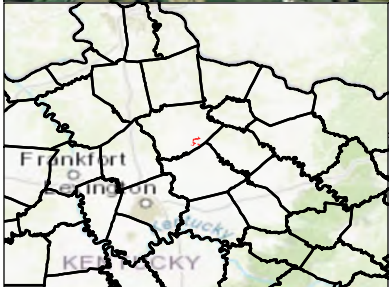
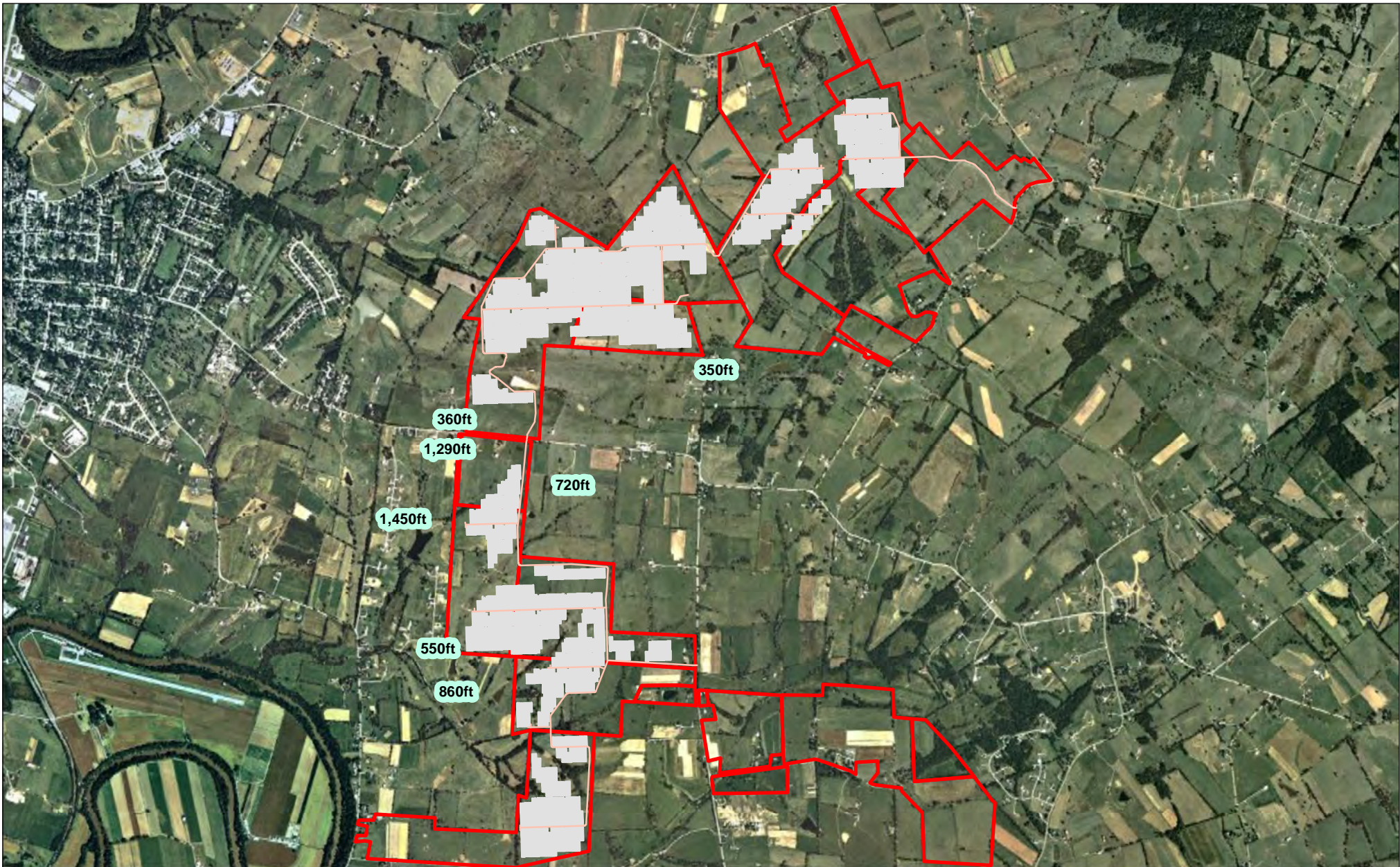
Landscaping Plan

NOT FOR CONSTRUCTION

DATE: 10/06/2021

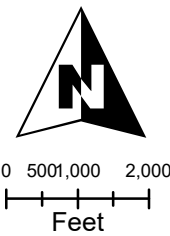
SHEET: C.202

2020/10/10 10:40 AM CAD: C:\Users\jsteele\OneDrive\Documents\10/06/2021 5:48 PM Harry Coburn



Legend

- Project Boundary
- Final Layout BlueMoon**
- Panels
- Roads

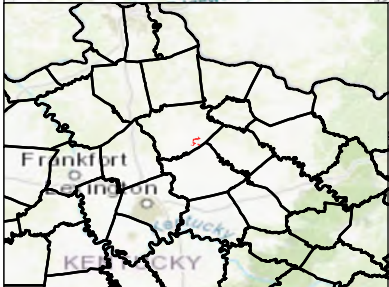
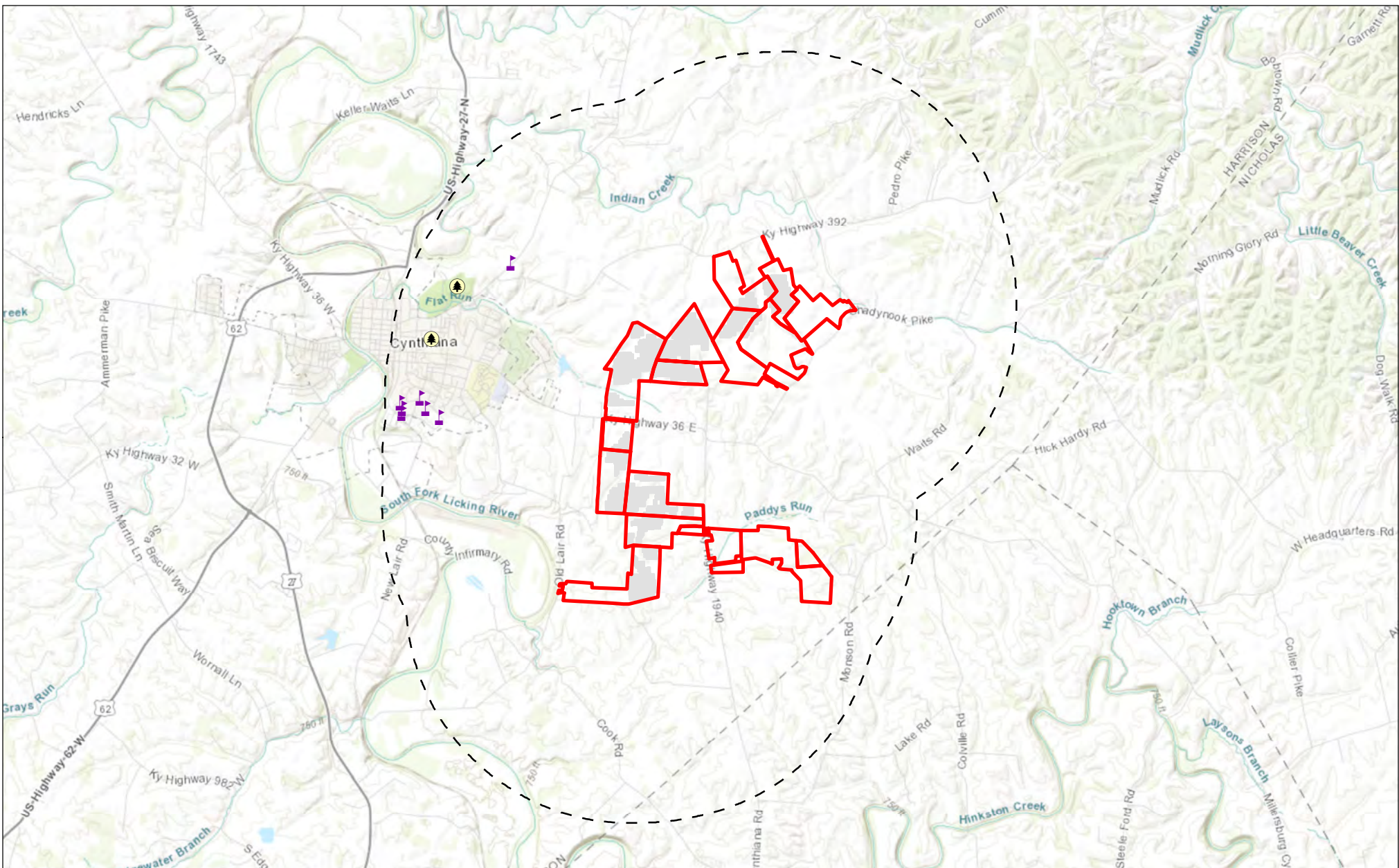


RECURRENT ENERGY

Distance to Sensitive Resources

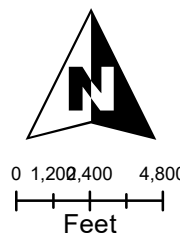
EXHIBIT A

Date:	Project No:	Figure No:
Dec 2021	E320201803	



Legend

- Project Boundary
- 2 Mile Buffer of Panels
- Panels
- ▲ Schools
- 🌳 Local Parks



RECURRENT ENERGY

Schools and Local Parks
within 2 Miles of PV Panels

EXHIBIT A

Date: January 2022	Project No: E320201803	Figure No:
-----------------------	---------------------------	------------

EXHIBIT B-1
First Mailer



**BLUE MOON
SOLAR PROJECT**

August 5, 2021

RE: Blue Moon Solar Project Community Outreach

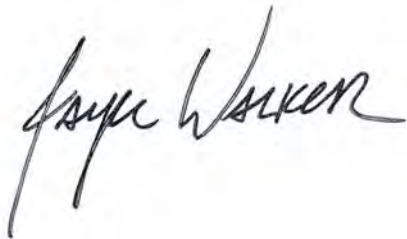
Dear Neighbor,

Recurrent Energy is proposing to develop and construct a 70 megawatt utility-scale solar facility in Harrison County, Kentucky. The project is being proposed in the vicinity of KY Highway 36 East and Ruddles Mill Road, as shown on the attached documents. As a neighbor to the solar project, **we want to invite you an informational session on August 25, 2021 from 6:00 p.m. to 8:00 p.m. at the Harrison County Cooperative Extension Office located at 668 New Lair Rd, Cynthiana, KY 41031 in the Big Meeting Room.** Enclosed is the project information packet which has been provided to neighbors adjacent to the project. A newspaper notice in the Cynthiana Democrat is also running with the project website information for the community.

At this informational session, you can expect to learn about utility-scale solar projects, Blue Moon Solar Facility specifics, and what to expect during construction and project operations. We would also like to take this opportunity to get to know our neighbors and introduce Recurrent Energy and the development team. In the meantime, please feel free to contact the project team at the contact information provided below. Your questions or concerns are welcome at any time.

Recurrent Energy recognizes our projects have a long-term presence in the communities where they are sited, and we value your input during this process.

Best regards,



Jayce Walker
Manager, Development

Phone: (859) 993-0077

Email: BlueMoon@RecurrentEnergy.com

Company Website: www.recurrentenergy.com

Project Website: recurrentenergy.com/bluemoon

THE RECURRENT ENERGY DIFFERENCE

Recurrent Energy is a leading utility-scale solar and storage project developer. Based in the U.S., we are a wholly owned subsidiary of Canadian Solar Inc. and function as Canadian Solar's U.S. project development arm. Visit recurrentenergy.com/project-portfolio/ for project examples.



7 GW project portfolio



4.3 GW executed power contracts



2.4 GW operating projects



>\$9B capital secured



In the Community

Recurrent Energy recognizes that our projects have a long-term presence in the regions where they are sited. Learn how we work with local communities:

recurrentenergy.com/about/

Contact Us

859.993.0077

BlueMoon@recurrentenergy.com





BLUE MOON PROJECT DETAILS



Project Timeline*

2019-2020	2020-2021	2021-2022	2022-2023	2023-2024
Desktop Siting and Diligence	Site Control	State and Local Permitting	Construction	Commercial Operation

Project Details

 Maximum Capacity	70 megawatts
 Homes Powered	~14,000
 Acreage	~1,784 acres**
 Peak Construction Jobs	~290

Contact Us

859.993.0077

BlueMoon@recurrentenergy.com

**Project schedule subject to change based on market conditions; **Project acreage subject to change based on landowner partnerships*

Evergreen and deciduous tree plantings will line the perimeter of the site adjacent to residences to create a post construction screening buffer

RECURRENT ENERGY
A subsidiary of Canadian Solar

Inset: Current view of the street



7020 3160 0000 9359 6454

U.S. Postal Service™
CERTIFIED MAIL® RECEIPT
Domestic Mail Only

For delivery information, visit our website at www.usps.com®.

OFFICIAL USE

Certified Mail Fee	\$3.50
Extra Services & Fees (check box, add fee as appropriate)	\$0.00
<input type="checkbox"/> Return Receipt (hardcopy)	\$
<input type="checkbox"/> Return Receipt (electronic)	\$
<input type="checkbox"/> Certified Mail Restricted Delivery	\$0.00
<input type="checkbox"/> Adult Signature Required	\$
<input type="checkbox"/> Adult Signature Restricted Delivery	\$
Postage	\$1.60
Total	\$5.10

Sent To: **CHAD L WHITAKER**
 801 SHADYNOOK PIKE
 CYNTHIANA, KY 41031

Postmark Here: AUG 11 2021
 08/11/2021

PS Form 3800, April 2016

7019 2970 0000 7274 5374

U.S. Postal Service™
CERTIFIED MAIL® RECEIPT
Domestic Mail Only

For delivery information, visit our website at www.usps.com®.

OFFICIAL USE

Certified Mail Fee	\$
Extra Services & Fees (check box, add fee as appropriate)	\$
<input type="checkbox"/> Return Receipt (hardcopy)	\$
<input type="checkbox"/> Return Receipt (electronic)	\$
<input type="checkbox"/> Certified Mail Restricted Delivery	\$
<input type="checkbox"/> Adult Signature Required	\$
<input type="checkbox"/> Adult Signature Restricted Delivery	\$
Postage	\$
Total Postage and Fees	\$

Sent To: **CHAD WHITAKER**
 801 WAITS RD
 CYNTHIANA, KY 41031

Postmark Here: AUG 11 2021

PS Form 3800, April 2016

7019 2970 0000 7274 5381

U.S. Postal Service™
CERTIFIED MAIL® RECEIPT
Domestic Mail Only

For delivery information, visit our website at www.usps.com®.

OFFICIAL USE

Certified Mail Fee	\$
Extra Services & Fees (check box, add fee as appropriate)	\$
<input type="checkbox"/> Return Receipt (hardcopy)	\$
<input type="checkbox"/> Return Receipt (electronic)	\$
<input type="checkbox"/> Certified Mail Restricted Delivery	\$
<input type="checkbox"/> Adult Signature Required	\$
<input type="checkbox"/> Adult Signature Restricted Delivery	\$
Postage	\$
Total	\$

Sent To: **STEVEN & SHERRY CRAYCRAFT**
 2974 KY HWY 36 E
 CYNTHIANA, KY 41031

Postmark Here: AUG 11 2021

PS Form 3800, April 2016

7019 2970 0000 7274 5398

U.S. Postal Service™
CERTIFIED MAIL® RECEIPT
Domestic Mail Only

For delivery information, visit our website at www.usps.com®.

OFFICIAL USE

Certified Mail Fee	\$
Extra Services & Fees (check box, add fee as appropriate)	\$
<input type="checkbox"/> Return Receipt (hardcopy)	\$
<input type="checkbox"/> Return Receipt (electronic)	\$
<input type="checkbox"/> Certified Mail Restricted Delivery	\$
<input type="checkbox"/> Adult Signature Required	\$
<input type="checkbox"/> Adult Signature Restricted Delivery	\$
Postage	\$
Total	\$

Sent To: **GERALD WHALEN**
 101 S WALNUT ST
 CYNTHIANA, KY 41031

Postmark Here: AUG 11 2021

PS Form 3800, April 2016

7020 3160 0000 9359 6317

U.S. Postal Service™
CERTIFIED MAIL® RECEIPT
Domestic Mail Only

For delivery information, visit our website at www.usps.com®.

OFFICIAL USE

Certified Mail Fee	\$3.50
Extra Services & Fees (check box, add fee as appropriate)	\$0.00
<input type="checkbox"/> Return Receipt (hardcopy)	\$
<input type="checkbox"/> Return Receipt (electronic)	\$
<input type="checkbox"/> Certified Mail Restricted Delivery	\$0.00
<input type="checkbox"/> Adult Signature Required	\$
<input type="checkbox"/> Adult Signature Restricted Delivery	\$
Postage	\$1.60
Total	\$5.20

Sent To: **JAMES MCKEE AND SHIRLEY MCKEE**
 2871 OLD LAIR RD
 CYNTHIANA, KY 41031

Postmark Here: AUG 11 2021
 08/11/2021

PS Form 3800, April 2016

7020 3160 0000 9359 7857

U.S. Postal Service™
CERTIFIED MAIL® RECEIPT
Domestic Mail Only

For delivery information, visit our website at www.usps.com®.

OFFICIAL USE

Certified Mail Fee	\$3.60
Extra Services & Fees (check box, add fee as appropriate)	\$0.00
<input type="checkbox"/> Return Receipt (hardcopy)	\$
<input type="checkbox"/> Return Receipt (electronic)	\$
<input type="checkbox"/> Certified Mail Restricted Delivery	\$0.00
<input type="checkbox"/> Adult Signature Required	\$
<input type="checkbox"/> Adult Signature Restricted Delivery	\$
Postage	\$1.60
Total	\$5.20

Sent To: **CYNONA FARMS LLC**
 858 KY HIGHWAY 1940
 CYNTHIANA, KY 41031

Postmark Here: AUG 11 2021
 08/11/2021

PS Form 3800, April 2016

7020 3160 0000 9359 1299

U.S. Postal Service™ CERTIFIED MAIL® RECEIPT

Domestic Mail Only

For delivery information, visit our website at www.usps.com®.

Cynthiana, KY 41031

OFFICIAL USE

Certified Mail Fee	\$3.60
Extra Services & Fees (check box, add fee as appropriate)	\$0.00
<input type="checkbox"/> Return Receipt (hardcopy)	\$0.00
<input type="checkbox"/> Return Receipt (electronic)	\$0.00
<input type="checkbox"/> Certified Mail Restricted Delivery	\$0.00
<input type="checkbox"/> Adult Signature Required	\$0.00
<input type="checkbox"/> Adult Signature Restricted Delivery	\$0.00

Postage \$1.60

Total Postage \$5.20

Sent To
TERRY AND DONNA LEVI
2109 RUTHLAND RD
CYNTHIANA, KY 41031

Street and City, State

PS Form Instructions

0130 14
AUG Postmark Here 2021
08/11/2021

7949 6461 0000 9359 1299

U.S. Postal Service™ CERTIFIED MAIL® RECEIPT

Domestic Mail Only

For delivery information, visit our website at www.usps.com®.

Cynthiana, KY 41031

OFFICIAL USE

Certified Mail Fee	\$3.50
Extra Services & Fees (check box, add fee as appropriate)	\$0.00
<input type="checkbox"/> Return Receipt (hardcopy)	\$0.00
<input type="checkbox"/> Return Receipt (electronic)	\$0.00
<input type="checkbox"/> Certified Mail Restricted Delivery	\$0.00
<input type="checkbox"/> Adult Signature Required	\$0.00
<input type="checkbox"/> Adult Signature Restricted Delivery	\$0.00

Postage \$1.60

Total Postage \$5.10
Sent To
CHARLES MOORE AND MARY WAITS
564 SHADYNOOK PIKE
CYNTHIANA, KY 41031

Street and City, State

PS Form Instructions

0130 14
AUG Postmark Here 2021
08/11/2021

7020 3160 0000 9359 1381

U.S. Postal Service™ CERTIFIED MAIL® RECEIPT

Domestic Mail Only

For delivery information, visit our website at www.usps.com®.

Cynthiana, KY 41031

OFFICIAL USE

Certified Mail Fee	\$3.60
Extra Services & Fees (check box, add fee as appropriate)	\$0.00
<input type="checkbox"/> Return Receipt (hardcopy)	\$0.00
<input type="checkbox"/> Return Receipt (electronic)	\$0.00
<input type="checkbox"/> Certified Mail Restricted Delivery	\$0.00
<input type="checkbox"/> Adult Signature Required	\$0.00
<input type="checkbox"/> Adult Signature Restricted Delivery	\$0.00

Postage \$1.60

Total Postage \$5.20
Sent To
RACHEL AND TONY WADE
37 CHERRY LN
CYNTHIANA, KY 41031

Street and City, State

PS Form Instructions

0130 14
AUG 11 2021
Postmark Here
08/11/2021

9861 1399 0000 9359 1399

U.S. Postal Service™ CERTIFIED MAIL® RECEIPT

Domestic Mail Only

For delivery information, visit our website at www.usps.com®.

Cynthiana, KY 41031

OFFICIAL USE

Certified Mail Fee	\$3.60
Extra Services & Fees (check box, add fee as appropriate)	\$0.00
<input type="checkbox"/> Return Receipt (hardcopy)	\$0.00
<input type="checkbox"/> Return Receipt (electronic)	\$0.00
<input type="checkbox"/> Certified Mail Restricted Delivery	\$0.00
<input type="checkbox"/> Adult Signature Required	\$0.00
<input type="checkbox"/> Adult Signature Restricted Delivery	\$0.00

Postage \$1.60

Total Postage \$5.20
Sent To
BRIAN AND JAMIE KINSEY
390 JILL LANE
CYNTHIANA, KY 41031

Street and City, State

PS Form Instructions

0130 14
AUG 11 2021
Postmark Here
08/11/2021

7020 3160 0000 9359 6348

U.S. Postal Service™ CERTIFIED MAIL® RECEIPT

Domestic Mail Only

For delivery information, visit our website at www.usps.com®.

Cynthiana, KY 41031

OFFICIAL USE

Certified Mail Fee	\$3.60
Extra Services & Fees (check box, add fee as appropriate)	\$0.00
<input type="checkbox"/> Return Receipt (hardcopy)	\$0.00
<input type="checkbox"/> Return Receipt (electronic)	\$0.00
<input type="checkbox"/> Certified Mail Restricted Delivery	\$0.00
<input type="checkbox"/> Adult Signature Required	\$0.00
<input type="checkbox"/> Adult Signature Restricted Delivery	\$0.00

Postage \$1.60

Total Postage \$5.20
Sent To
ISAAC NEACE AND ELIZABETH NEACE
2821 OLD LAIR RD
CYNTHIANA, KY 41031

Street and City, State

PS Form Instructions

0130 14
AUG 11 2021
Postmark Here
08/11/2021

4661 7994 0000 9359 7994

U.S. Postal Service™ CERTIFIED MAIL® RECEIPT

Domestic Mail Only

For delivery information, visit our website at www.usps.com®.

Cynthiana, KY 41031

OFFICIAL USE

Certified Mail Fee	\$3.50
Extra Services & Fees (check box, add fee as appropriate)	\$0.00
<input type="checkbox"/> Return Receipt (hardcopy)	\$0.00
<input type="checkbox"/> Return Receipt (electronic)	\$0.00
<input type="checkbox"/> Certified Mail Restricted Delivery	\$0.00
<input type="checkbox"/> Adult Signature Required	\$0.00
<input type="checkbox"/> Adult Signature Restricted Delivery	\$0.00

Postage \$1.60

Total Postage and Fees \$5.10
Sent To
DONALD GASSER JR
100 DELTA CT
CYNTHIANA, KY 41031

Street and City, State

PS Form Instructions

0130 14
AUG 11 2021
Postmark Here
08/11/2021

7229 6566 0000 09TE 0202

**U.S. Postal Service™
CERTIFIED MAIL® RECEIPT**
Domestic Mail Only

For delivery information, visit our website at www.usps.com®.

OFFICIAL USE

Certified Mail Fee \$3.60
\$0.00
Extra Services & Fees (check box, add fee as appropriate)
 Return Receipt (hardcopy) \$0.00
 Return Receipt (electronic) \$0.00
 Certified Mail Restricted Delivery \$0.00
 Adult Signature Required \$0.00
 Adult Signature Restricted Delivery \$0.00
 Postage \$1.60
 Total P \$5.20
 Sent To L C AND DONNA LUSBY
 1050 US HWY 27 S STE 3
 CYNTHIANA, KY 41031
 City, St
 PS Form 3800, April 2011 See reverse for instructions

Postmark Here AUG 11 2021

7449 6566 0000 09TE 0202

**U.S. Postal Service™
CERTIFIED MAIL® RECEIPT**
Domestic Mail Only

For delivery information, visit our website at www.usps.com®.

OFFICIAL USE

Certified Mail Fee \$3.60
\$0.00
Extra Services & Fees (check box, add fee as appropriate)
 Return Receipt (hardcopy) \$0.00
 Return Receipt (electronic) \$0.00
 Certified Mail Restricted Delivery \$0.00
 Adult Signature Required \$0.00
 Adult Signature Restricted Delivery \$0.00
 Postage \$1.60
 Total P \$5.20
 Sent To MARGARET MCCOLSKEY
 PO BOX 384
 CYNTHIANA, KY 41031
 City, St
 PS Form 3800, April 2011 See reverse for instructions

Postmark Here AUG 11 2021

7299 6566 0000 09TE 0202

**U.S. Postal Service™
CERTIFIED MAIL® RECEIPT**
Domestic Mail Only

For delivery information, visit our website at www.usps.com®.

OFFICIAL USE

Certified Mail Fee \$3.60
\$0.00
Extra Services & Fees (check box, add fee as appropriate)
 Return Receipt (hardcopy) \$0.00
 Return Receipt (electronic) \$0.00
 Certified Mail Restricted Delivery \$0.00
 Adult Signature Required \$0.00
 Adult Signature Restricted Delivery \$0.00
 Postage \$1.60
 Total \$5.20
 Sent To GARY AND CAROLYN CARTER
 923 KY HWY 1940
 CYNTHIANA, KY 41031
 City, St
 PS Form 3800, April 2011 See reverse for instructions

Postmark Here AUG 11 2021

0202 09TE 0000 6566 6569

**U.S. Postal Service™
CERTIFIED MAIL® RECEIPT**
Domestic Mail Only

For delivery information, visit our website at www.usps.com®.

OFFICIAL USE

Certified Mail Fee \$3.60
\$0.00
Extra Services & Fees (check box, add fee as appropriate)
 Return Receipt (hardcopy) \$0.00
 Return Receipt (electronic) \$0.00
 Certified Mail Restricted Delivery \$0.00
 Adult Signature Required \$0.00
 Adult Signature Restricted Delivery \$0.00
 Postage \$1.60
 Total \$5.20
 Sent To MSJ CONSTRUCTION COMPANY INC
 PO BOX 457
 CYNTHIANA, KY 41031
 City, St
 PS Form 3800, April 2011 See reverse for instructions

Postmark Here AUG 11 2021

0029 6566 0000 09TE 0202

**U.S. Postal Service™
CERTIFIED MAIL® RECEIPT**
Domestic Mail Only

For delivery information, visit our website at www.usps.com®.

OFFICIAL USE

Certified Mail Fee \$3.60
\$0.00
Extra Services & Fees (check box, add fee as appropriate)
 Return Receipt (hardcopy) \$0.00
 Return Receipt (electronic) \$0.00
 Certified Mail Restricted Delivery \$0.00
 Adult Signature Required \$0.00
 Adult Signature Restricted Delivery \$0.00
 Postage \$1.60
 Total \$5.20
 Sent To FRANCES AND MALCOM GRINSTEAD
 136 MCKEE LN
 CYNTHIANA, KY 41031
 City, St
 PS Form 3800, April 2011 See reverse for instructions

Postmark Here AUG 11 2021

0202 09TE 0000 6566 6569

**U.S. Postal Service™
CERTIFIED MAIL® RECEIPT**
Domestic Mail Only

For delivery information, visit our website at www.usps.com®.

OFFICIAL USE

Certified Mail Fee \$3.60
\$0.00
Extra Services & Fees (check box, add fee as appropriate)
 Return Receipt (hardcopy) \$0.00
 Return Receipt (electronic) \$0.00
 Certified Mail Restricted Delivery \$0.00
 Adult Signature Required \$0.00
 Adult Signature Restricted Delivery \$0.00
 Postage \$1.60
 Total Postage and Fees \$5.20
 Sent To EDWARD AND TRUDI ROSE
 1287 KY HWY 1940
 CYNTHIANA, KY 41031
 Street and Apt. No., or PO
 City, State, ZIP+4®
 PS Form 3800, April 2011 See reverse for instructions

Postmark Here AUG 10 2021

7020 3160 0000 9359 7772

**U.S. Postal Service™
CERTIFIED MAIL® RECEIPT**
Domestic Mail Only

For delivery information, visit our website at www.usps.com®.

Cynthiana, KY 41031

OFFICIAL USE

Certified Mail Fee	\$3.60
Extra Services & Fees (check box, add fee as appropriate)	\$0.00
<input type="checkbox"/> Return Receipt (hardcopy)	\$0.00
<input type="checkbox"/> Return Receipt (electronic)	\$0.00
<input type="checkbox"/> Certified Mail Restricted Delivery	\$0.00
<input type="checkbox"/> Adult Signature Required	\$0.00
<input type="checkbox"/> Adult Signature Restricted Delivery	\$0.00
Postage	\$1.60
Total Postage	\$5.20

Postmark Here
AUG 11 2021

Sent To: RICHARD MIDDEN
Street and: 579 SHADY NOOK PIKE
City, State: CYNTHIANA, KY 41031

PS Form 3800, April 2015 PSN 7530-02-000-9037 See Reverse for Instructions

7020 3160 0000 9359 7840

**U.S. Postal Service™
CERTIFIED MAIL® RECEIPT**
Domestic Mail Only

For delivery information, visit our website at www.usps.com®.

Cynthiana, KY 41031

OFFICIAL USE

Certified Mail Fee	\$3.60
Extra Services & Fees (check box, add fee as appropriate)	\$0.00
<input type="checkbox"/> Return Receipt (hardcopy)	\$0.00
<input type="checkbox"/> Return Receipt (electronic)	\$0.00
<input type="checkbox"/> Certified Mail Restricted Delivery	\$0.00
<input type="checkbox"/> Adult Signature Required	\$0.00
<input type="checkbox"/> Adult Signature Restricted Delivery	\$0.00
Postage	\$1.60
Total Postage	\$5.20

Postmark Here
AUG 11 2021

Sent To: CHAPIL MASTIN JR
Street and: 469 STEFFE LN
City, State: CYNTHIANA, KY 41031

PS Form 3800, April 2015 PSN 7530-02-000-9037 See Reverse for Instructions

7020 3160 0000 9359 6423

**U.S. Postal Service™
CERTIFIED MAIL® RECEIPT**
Domestic Mail Only

For delivery information, visit our website at www.usps.com®.

Cynthiana, KY 41031

OFFICIAL USE

Certified Mail Fee	\$3.60
Extra Services & Fees (check box, add fee as appropriate)	\$0.00
<input type="checkbox"/> Return Receipt (hardcopy)	\$0.00
<input type="checkbox"/> Return Receipt (electronic)	\$0.00
<input type="checkbox"/> Certified Mail Restricted Delivery	\$0.00
<input type="checkbox"/> Adult Signature Required	\$0.00
<input type="checkbox"/> Adult Signature Restricted Delivery	\$0.00
Postage	\$1.60
Total Postage	\$5.20

Postmark Here
AUG 11 2021

Sent To: ALLEN AND ANITA BERRY
Street and: 1800 SHADYNOOK PIKE
City, State: CYNTHIANA, KY 41031

PS Form 3800, April 2015 PSN 7530-02-000-9037 See Reverse for Instructions

7020 3160 0000 9359 7970

**U.S. Postal Service™
CERTIFIED MAIL® RECEIPT**
Domestic Mail Only

For delivery information, visit our website at www.usps.com®.

Cynthiana, KY 41031

OFFICIAL USE

Certified Mail Fee	\$3.60
Extra Services & Fees (check box, add fee as appropriate)	\$0.00
<input type="checkbox"/> Return Receipt (hardcopy)	\$0.00
<input type="checkbox"/> Return Receipt (electronic)	\$0.00
<input type="checkbox"/> Certified Mail Restricted Delivery	\$0.00
<input type="checkbox"/> Adult Signature Required	\$0.00
<input type="checkbox"/> Adult Signature Restricted Delivery	\$0.00
Postage	\$1.60
Total Postage	\$5.20

Postmark Here
AUG 11 2021

Sent To: TIMMY LANDRUM
Street and: 324 JILL LN
City, State: CYNTHIANA, KY 41031

PS Form 3800, April 2015 PSN 7530-02-000-9037 See Reverse for Instructions

7020 3160 0000 9359 6485

**U.S. Postal Service™
CERTIFIED MAIL® RECEIPT**
Domestic Mail Only

For delivery information, visit our website at www.usps.com®.

Cynthiana, KY 41031

OFFICIAL USE

Certified Mail Fee	\$3.60
Extra Services & Fees (check box, add fee as appropriate)	\$0.00
<input type="checkbox"/> Return Receipt (hardcopy)	\$0.00
<input type="checkbox"/> Return Receipt (electronic)	\$0.00
<input type="checkbox"/> Certified Mail Restricted Delivery	\$0.00
<input type="checkbox"/> Adult Signature Required	\$0.00
<input type="checkbox"/> Adult Signature Restricted Delivery	\$0.00
Postage	\$1.60
Total Postage	\$5.20

Postmark Here
AUG 11 2021

Sent To: BRADLEY WIGLESWORTH
Street and: PO BOX 262
City, State: CYNTHIANA, KY 41031

PS Form 3800, April 2015 PSN 7530-02-000-9037 See Reverse for Instructions

7020 3160 0000 9359 1305

**U.S. Postal Service™
CERTIFIED MAIL® RECEIPT**
Domestic Mail Only

For delivery information, visit our website at www.usps.com®.

Cynthiana, KY 41031

OFFICIAL USE

Certified Mail Fee	\$3.60
Extra Services & Fees (check box, add fee as appropriate)	\$0.00
<input type="checkbox"/> Return Receipt (hardcopy)	\$0.00
<input type="checkbox"/> Return Receipt (electronic)	\$0.00
<input type="checkbox"/> Certified Mail Restricted Delivery	\$0.00
<input type="checkbox"/> Adult Signature Required	\$0.00
<input type="checkbox"/> Adult Signature Restricted Delivery	\$0.00
Postage	\$1.60
Total Postage	\$5.20

Postmark Here
AUG 11 2021

Sent To: JEFFREY AND JANET BENNETT
Street and: 2528 KY HWY 36 E
City, State: CYNTHIANA, KY 41031

PS Form 3800, April 2015 PSN 7530-02-000-9037 See Reverse for Instructions

4629 6566 9356 0000 0202

**U.S. Postal Service™
CERTIFIED MAIL® RECEIPT**
Domestic Mail Only

For delivery information, visit our website at www.usps.com®.

CYNTHIANA, KY 41031

OFFICIAL USE

Certified Mail Fee	\$3.50	0130
Extra Services & Fees (check box, add fee as appropriate)	\$0.00	14
<input type="checkbox"/> Return Receipt (hardcopy)	\$0.00	Postmark Here AUG 11 2021 08/11/2021
<input type="checkbox"/> Return Receipt (electronic)	\$0.00	
<input type="checkbox"/> Certified Mail Restricted Delivery	\$0.00	
<input type="checkbox"/> Adult Signature Required	\$0.00	
<input type="checkbox"/> Adult Signature Restricted Delivery	\$0.00	
Postage	\$1.60	
Total P	\$5.10	
Sent To	CYNTHIA MOORE AND KEITH LANE	
Street	2951 OLD LAIR RD	
City, State	CYNTHIANA, KY 41031	
PS Form	Instructions	

6929 6566 0000 09TE 0202

**U.S. Postal Service™
CERTIFIED MAIL® RECEIPT**
Domestic Mail Only

For delivery information, visit our website at www.usps.com®.

CYNTHIANA, KY 41031

OFFICIAL USE

Certified Mail Fee	\$3.60	0130
Extra Services & Fees (check box, add fee as appropriate)	\$0.00	14
<input type="checkbox"/> Return Receipt (hardcopy)	\$0.00	Postmark Here AUG 11 2021 08/11/2021
<input type="checkbox"/> Return Receipt (electronic)	\$0.00	
<input type="checkbox"/> Certified Mail Restricted Delivery	\$0.00	
<input type="checkbox"/> Adult Signature Required	\$0.00	
<input type="checkbox"/> Adult Signature Restricted Delivery	\$0.00	
Postage	\$1.60	
Total F	\$5.20	
Sent To	RICHARD CORBIN AND BETTY SIX	
Street	725 SHAW LANE	
City, State	CYNTHIANA, KY 41031	
PS Form	Instructions	

6699 6566 9356 0000 0202

**U.S. Postal Service™
CERTIFIED MAIL® RECEIPT**
Domestic Mail Only

For delivery information, visit our website at www.usps.com®.

CYNTHIANA, KY 41031

OFFICIAL USE

Certified Mail Fee	\$3.60	0130
Extra Services & Fees (check box, add fee as appropriate)	\$0.00	14
<input type="checkbox"/> Return Receipt (hardcopy)	\$0.00	Postmark Here AUG 11 2021 08/11/2021
<input type="checkbox"/> Return Receipt (electronic)	\$0.00	
<input type="checkbox"/> Certified Mail Restricted Delivery	\$0.00	
<input type="checkbox"/> Adult Signature Required	\$0.00	
<input type="checkbox"/> Adult Signature Restricted Delivery	\$0.00	
Postage	\$1.60	
Total Post	\$5.20	
Sent To	KENNETH AND HELEN WHITAKER	
Street and	960 KY HWY 1940	
City, State	CYNTHIANA, KY 41031	
PS Form	Instructions	

6527 6566 0000 09TE 0202

**U.S. Postal Service™
CERTIFIED MAIL® RECEIPT**
Domestic Mail Only

For delivery information, visit our website at www.usps.com®.

CYNTHIANA, KY 41031

OFFICIAL USE

Certified Mail Fee	\$3.60	0130
Extra Services & Fees (check box, add fee as appropriate)	\$0.00	13
<input type="checkbox"/> Return Receipt (hardcopy)	\$0.00	Postmark Here AUG 11 2021 08/11/2021
<input type="checkbox"/> Return Receipt (electronic)	\$0.00	
<input type="checkbox"/> Certified Mail Restricted Delivery	\$0.00	
<input type="checkbox"/> Adult Signature Required	\$0.00	
<input type="checkbox"/> Adult Signature Restricted Delivery	\$0.00	
Postage	\$1.60	
Total P	\$5.20	
Sent To	TERESA AND TERRY STINSON	
Street a	484 EALS LN	
City, State	CYNTHIANA, KY 41031	
PS Form	Instructions	

6272 6566 9356 0000 0202

**U.S. Postal Service™
CERTIFIED MAIL® RECEIPT**
Domestic Mail Only

For delivery information, visit our website at www.usps.com®.

CYNTHIANA, KY 41031

OFFICIAL USE

Certified Mail Fee	\$3.60	0130
Extra Services & Fees (check box, add fee as appropriate)	\$0.00	13
<input type="checkbox"/> Return Receipt (hardcopy)	\$0.00	Postmark Here AUG 11 2021 08/11/2021
<input type="checkbox"/> Return Receipt (electronic)	\$0.00	
<input type="checkbox"/> Certified Mail Restricted Delivery	\$0.00	
<input type="checkbox"/> Adult Signature Required	\$0.00	
<input type="checkbox"/> Adult Signature Restricted Delivery	\$0.00	
Postage	\$1.60	
Total P	\$5.20	
Sent To	SUE AND KEVIN BRADFORD	
Street	1912 KY HWY 392	
City, State	CYNTHIANA, KY 41031	
PS Form	Instructions	

0959 6566 0000 09TE 0202

**U.S. Postal Service™
CERTIFIED MAIL® RECEIPT**
Domestic Mail Only

For delivery information, visit our website at www.usps.com®.

CYNTHIANA, KY 41031

OFFICIAL USE

Certified Mail Fee	\$3.60	0130
Extra Services & Fees (check box, add fee as appropriate)	\$0.00	13
<input type="checkbox"/> Return Receipt (hardcopy)	\$0.00	Postmark Here AUG 11 2021 08/11/2021 AUSTIN, TX 78701
<input type="checkbox"/> Return Receipt (electronic)	\$0.00	
<input type="checkbox"/> Certified Mail Restricted Delivery	\$0.00	
<input type="checkbox"/> Adult Signature Required	\$0.00	
<input type="checkbox"/> Adult Signature Restricted Delivery	\$0.00	
Postage	\$1.60	
Total	\$5.20	
Sent To	GINA OWSLEY	
Street	29 STEFFE LN	
City, State	CYNTHIANA, KY 41031	
PS Form	Instructions	

7020 3160 0000 9359 6515

**U.S. Postal Service™
CERTIFIED MAIL® RECEIPT**
Domestic Mail Only

For delivery information, visit our website at www.usps.com®.
Cynthiana, KY 41031

OFFICIAL USE

Certified Mail Fee	\$3.60
Extra Services & Fees (check box, add fee as appropriate)	\$0.00
<input type="checkbox"/> Return Receipt (hardcopy)	\$0.00
<input type="checkbox"/> Return Receipt (electronic)	\$0.00
<input type="checkbox"/> Certified Mail Restricted Delivery	\$0.00
<input type="checkbox"/> Adult Signature Required	\$0.00
<input type="checkbox"/> Adult Signature Restricted Delivery	\$0.00
Postage	\$1.60
Total	\$5.20

Sent To
Street and Apt. No., or P.O. Box
City, State, ZIP+4®

KEVIN BRADFORD
1654 KY HIGHWAY 392
CYNTHIANA, KY 41031

Postmark Here
AUG 11 2021

PS Form 3800, April 2015

7020 3160 0000 9359 7901

**U.S. Postal Service™
CERTIFIED MAIL® RECEIPT**
Domestic Mail Only

For delivery information, visit our website at www.usps.com®.
Cynthiana, KY 41031

OFFICIAL USE

Certified Mail Fee	\$3.60
Extra Services & Fees (check box, add fee as appropriate)	\$0.00
<input type="checkbox"/> Return Receipt (hardcopy)	\$0.00
<input type="checkbox"/> Return Receipt (electronic)	\$0.00
<input type="checkbox"/> Certified Mail Restricted Delivery	\$0.00
<input type="checkbox"/> Adult Signature Required	\$0.00
<input type="checkbox"/> Adult Signature Restricted Delivery	\$0.00
Postage	\$1.60
Total Post	\$5.20

Sent To
Street and Apt. No., or P.O. Box
City, State, ZIP+4®

WILLIAM COOK
430 HEDGES LN
CYNTHIANA, KY 41031

Postmark Here
AUG 11 2021

PS Form 3800, April 2015

7020 3160 0000 9359 7918

**U.S. Postal Service™
CERTIFIED MAIL® RECEIPT**
Domestic Mail Only

For delivery information, visit our website at www.usps.com®.
Cynthiana, KY 41031

OFFICIAL USE

Certified Mail Fee	\$3.60
Extra Services & Fees (check box, add fee as appropriate)	\$0.00
<input type="checkbox"/> Return Receipt (hardcopy)	\$0.00
<input type="checkbox"/> Return Receipt (electronic)	\$0.00
<input type="checkbox"/> Certified Mail Restricted Delivery	\$0.00
<input type="checkbox"/> Adult Signature Required	\$0.00
<input type="checkbox"/> Adult Signature Restricted Delivery	\$0.00
Postage	\$1.60
Total Post	\$5.20

Sent To
Street and Apt. No., or P.O. Box
City, State, ZIP+4®

TERRY TRIBBLE
197 STEFFE LN
CYNTHIANA, KY 41031

Postmark Here
AUG 11 2021

PS Form 3800, April 2015

7020 3160 0000 9359 7659

**U.S. Postal Service™
CERTIFIED MAIL® RECEIPT**
Domestic Mail Only

For delivery information, visit our website at www.usps.com®.
Cynthiana, KY 41031

OFFICIAL USE

Certified Mail Fee	\$3.60
Extra Services & Fees (check box, add fee as appropriate)	\$0.00
<input type="checkbox"/> Return Receipt (hardcopy)	\$0.00
<input type="checkbox"/> Return Receipt (electronic)	\$0.00
<input type="checkbox"/> Certified Mail Restricted Delivery	\$0.00
<input type="checkbox"/> Adult Signature Required	\$0.00
<input type="checkbox"/> Adult Signature Restricted Delivery	\$0.00
Postage	\$1.60
Total Postage and Fees	\$5.20

Sent To
Street and Apt. No., or P.O. Box
City, State, ZIP+4®

CURTIS SING
107 BATTLE GROVE AVE
CYNTHIANA, KY 41031

Postmark Here
AUG 10 2021

PS Form 3800, April 2015

7020 3160 0000 9359 6713

**U.S. Postal Service™
CERTIFIED MAIL® RECEIPT**
Domestic Mail Only

For delivery information, visit our website at www.usps.com®.
Cynthiana, KY 41031

OFFICIAL USE

Certified Mail Fee	\$3.60
Extra Services & Fees (check box, add fee as appropriate)	\$0.00
<input type="checkbox"/> Return Receipt (hardcopy)	\$0.00
<input type="checkbox"/> Return Receipt (electronic)	\$0.00
<input type="checkbox"/> Certified Mail Restricted Delivery	\$0.00
<input type="checkbox"/> Adult Signature Required	\$0.00
<input type="checkbox"/> Adult Signature Restricted Delivery	\$0.00
Postage	\$1.60
Total Post	\$5.20

Sent To
Street and Apt. No., or P.O. Box
City, State, ZIP+4®

WILLIAM AND THERESA COOK
430 HEDGES LN
CYNTHIANA, KY 41031

Postmark Here
AUG 11 2021

PS Form 3800, April 2015

7020 3160 0000 9359 7864

**U.S. Postal Service™
CERTIFIED MAIL® RECEIPT**
Domestic Mail Only

For delivery information, visit our website at www.usps.com®.
Cynthiana, KY 41031

OFFICIAL USE

Certified Mail Fee	\$3.60
Extra Services & Fees (check box, add fee as appropriate)	\$0.00
<input type="checkbox"/> Return Receipt (hardcopy)	\$0.00
<input type="checkbox"/> Return Receipt (electronic)	\$0.00
<input type="checkbox"/> Certified Mail Restricted Delivery	\$0.00
<input type="checkbox"/> Adult Signature Required	\$0.00
<input type="checkbox"/> Adult Signature Restricted Delivery	\$0.00
Postage	\$1.60
Total Postage and Fees	\$5.20

Sent To
Street and Apt. No., or P.O. Box
City, State, ZIP+4®

TERYL TRIBBLE
197 STEFFE LN
CYNTHIANA, KY 41031

Postmark Here
AUG 10 2021

PS Form 3800, April 2015

7020 3160 0000 9359 6720

U.S. Postal Service™ CERTIFIED MAIL® RECEIPT Domestic Mail Only

For delivery information, visit our website at www.usps.com®.
Cynthiana, KY 41031

Certified Mail Fee	\$3.60
Extra Services & Fees (check box, add fee as appropriate)	\$0.00
<input type="checkbox"/> Return Receipt (hardcopy)	\$0.00
<input type="checkbox"/> Return Receipt (electronic)	\$0.00
<input type="checkbox"/> Certified Mail Restricted Delivery	\$0.00
<input type="checkbox"/> Adult Signature Required	\$0.00
<input type="checkbox"/> Adult Signature Restricted Delivery	\$0.00
Postage	\$1.60
Total Postage and Fees	\$5.20

0130
14
AUG 11 2021
Postmark Here

Sent To
MOSE AND ANNA HOSTETLER
815 SHAW LN
CYNTHIANA, KY 41031

7020 3160 0000 9359 7660

U.S. Postal Service™ CERTIFIED MAIL® RECEIPT Domestic Mail Only

For delivery information, visit our website at www.usps.com®.
Cynthiana, KY 41031

Certified Mail Fee	\$3.60
Extra Services & Fees (check box, add fee as appropriate)	\$0.00
<input type="checkbox"/> Return Receipt (hardcopy)	\$0.00
<input type="checkbox"/> Return Receipt (electronic)	\$0.00
<input type="checkbox"/> Certified Mail Restricted Delivery	\$0.00
<input type="checkbox"/> Adult Signature Required	\$0.00
<input type="checkbox"/> Adult Signature Restricted Delivery	\$0.00
Postage	\$1.60
Total Postage and Fees	\$5.20

0130
14
AUG 10 2021
Postmark Here

Sent To
DAVID MORRE AND JUDITH MAGEE
1205 SHADYNOOK PK
CYNTHIANA, KY 41031

7020 3160 0000 9359 6751

U.S. Postal Service™ CERTIFIED MAIL® RECEIPT Domestic Mail Only

For delivery information, visit our website at www.usps.com®.
Cynthiana, KY 41031

Certified Mail Fee	\$3.60
Extra Services & Fees (check box, add fee as appropriate)	\$0.00
<input type="checkbox"/> Return Receipt (hardcopy)	\$0.00
<input type="checkbox"/> Return Receipt (electronic)	\$0.00
<input type="checkbox"/> Certified Mail Restricted Delivery	\$0.00
<input type="checkbox"/> Adult Signature Required	\$0.00
<input type="checkbox"/> Adult Signature Restricted Delivery	\$0.00
Postage	\$1.60
Total Postage and Fees	\$5.20

0130
14
AUG 11 2021
Postmark Here

Sent To
JULIE AND DAVID ASHER
597 STEFFE LANE
CYNTHIANA, KY 41031

7020 3160 0000 9359 6744

U.S. Postal Service™ CERTIFIED MAIL® RECEIPT Domestic Mail Only

For delivery information, visit our website at www.usps.com®.
Carlisle, KY 40311

Certified Mail Fee	\$3.60
Extra Services & Fees (check box, add fee as appropriate)	\$0.00
<input type="checkbox"/> Return Receipt (hardcopy)	\$0.00
<input type="checkbox"/> Return Receipt (electronic)	\$0.00
<input type="checkbox"/> Certified Mail Restricted Delivery	\$0.00
<input type="checkbox"/> Adult Signature Required	\$0.00
<input type="checkbox"/> Adult Signature Restricted Delivery	\$0.00
Postage	\$1.60
Total Postage and Fees	\$5.20

0130
14
AUG 11 2021
Postmark Here

Sent To
ROBERT AND DAWN VELA
116 CATHERINE ST
CARLISLE, KY 40311

7020 3160 0000 9359 6683

U.S. Postal Service™ CERTIFIED MAIL® RECEIPT Domestic Mail Only

For delivery information, visit our website at www.usps.com®.
Cynthiana, KY 41031

Certified Mail Fee	\$3.60
Extra Services & Fees (check box, add fee as appropriate)	\$0.00
<input type="checkbox"/> Return Receipt (hardcopy)	\$0.00
<input type="checkbox"/> Return Receipt (electronic)	\$0.00
<input type="checkbox"/> Certified Mail Restricted Delivery	\$0.00
<input type="checkbox"/> Adult Signature Required	\$0.00
<input type="checkbox"/> Adult Signature Restricted Delivery	\$0.00
Postage	\$1.60
Total Postage and Fees	\$5.20

0130
14
AUG 11 2021
Postmark Here

Sent To
CHARLES AND JUDITH DAVIS
173 INDIAN WOODS TRAIL
CYNTHIANA, KY 41031

7020 3160 0000 9359 6676

U.S. Postal Service™ CERTIFIED MAIL® RECEIPT Domestic Mail Only

For delivery information, visit our website at www.usps.com®.
Cynthiana, KY 41031

Certified Mail Fee	\$3.60
Extra Services & Fees (check box, add fee as appropriate)	\$0.00
<input type="checkbox"/> Return Receipt (hardcopy)	\$0.00
<input type="checkbox"/> Return Receipt (electronic)	\$0.00
<input type="checkbox"/> Certified Mail Restricted Delivery	\$0.00
<input type="checkbox"/> Adult Signature Required	\$0.00
<input type="checkbox"/> Adult Signature Restricted Delivery	\$0.00
Postage	\$1.60
Total Postage and Fees	\$5.20

0130
14
AUG 11 2021
Postmark Here

Sent To
MELANIE AND BOBBY SANDERS
215 INDIAN WOODS TRAIL
CYNTHIANA, KY 41031

7020 3160 0000 9359 7796

U.S. Postal Service™ CERTIFIED MAIL® RECEIPT

Domestic Mail Only

For delivery information, visit our website at www.usps.com®.

Cynthiana, KY 41031

Certified Mail Fee	\$3.60	0130
\$		14
Extra Services & Fees (check box, add fee as appropriate)	\$0.00	
<input type="checkbox"/> Return Receipt (hardcopy)	\$0.00	
<input type="checkbox"/> Return Receipt (electronic)	\$0.00	
<input type="checkbox"/> Certified Mail Restricted Delivery	\$0.00	
<input type="checkbox"/> Adult Signature Required	\$0.00	
<input type="checkbox"/> Adult Signature Restricted Delivery	\$0.00	

Postage	\$1.60	Postmark Here
\$		
Total Po	\$5.20	08/11/2021
\$		

Sent To
Street a. PAUL AND RUTH WILSON
City, Sta 190 MILLER LN
CYNTHIANA, KY 41031

PS Form 3800, April 2015 PSN 7530-02-000-9047 See Reverse for Instructions

7020 3160 0000 9359 7833

U.S. Postal Service™ CERTIFIED MAIL® RECEIPT

Domestic Mail Only

For delivery information, visit our website at www.usps.com®.

Cynthiana, KY 41031

Certified Mail Fee	\$3.60	0130
\$		14
Extra Services & Fees (check box, add fee as appropriate)	\$0.00	
<input type="checkbox"/> Return Receipt (hardcopy)	\$0.00	
<input type="checkbox"/> Return Receipt (electronic)	\$0.00	
<input type="checkbox"/> Certified Mail Restricted Delivery	\$0.00	
<input type="checkbox"/> Adult Signature Required	\$0.00	
<input type="checkbox"/> Adult Signature Restricted Delivery	\$0.00	

Postage	\$1.60	Postmark Here
\$		
Total	\$5.20	08/11/2021
\$		

Sent To
Street GEORGIA MCCAULEY
City, 2038 KY HIGHWAY 1940
CYNTHIANA, KY 41031

PS Form 3800, April 2015 PSN 7530-02-000-9047 See Reverse for Instructions

7020 3160 0000 9359 7802

U.S. Postal Service™ CERTIFIED MAIL® RECEIPT

Domestic Mail Only

For delivery information, visit our website at www.usps.com®.

Cynthiana, KY 41031

Certified Mail Fee	\$3.60	0130
\$		14
Extra Services & Fees (check box, add fee as appropriate)	\$0.00	
<input type="checkbox"/> Return Receipt (hardcopy)	\$0.00	
<input type="checkbox"/> Return Receipt (electronic)	\$0.00	
<input type="checkbox"/> Certified Mail Restricted Delivery	\$0.00	
<input type="checkbox"/> Adult Signature Required	\$0.00	
<input type="checkbox"/> Adult Signature Restricted Delivery	\$0.00	

Postage	\$1.60	Postmark Here
\$		
Total P	\$5.20	08/11/2021
\$		

Sent To
Street a. JAMES AND DIANE WILSON
City, Sta 2140 KY HIGHWAY 36 E
CYNTHIANA, KY 41031

PS Form 3800, April 2015 PSN 7530-02-000-9047 See Reverse for Instructions

7020 3160 0000 9359 7789

U.S. Postal Service™ CERTIFIED MAIL® RECEIPT

Domestic Mail Only

For delivery information, visit our website at www.usps.com®.

Cynthiana, KY 41031

Certified Mail Fee	\$3.60	0130
\$		14
Extra Services & Fees (check box, add fee as appropriate)	\$0.00	
<input type="checkbox"/> Return Receipt (hardcopy)	\$0.00	
<input type="checkbox"/> Return Receipt (electronic)	\$0.00	
<input type="checkbox"/> Certified Mail Restricted Delivery	\$0.00	
<input type="checkbox"/> Adult Signature Required	\$0.00	
<input type="checkbox"/> Adult Signature Restricted Delivery	\$0.00	

Postage	\$1.60	Postmark Here
\$		
Total P	\$5.20	08/11/2021
\$		

Sent To
Street KEVIN BRADFORD
City, Sta 1654 KY HIGHWAY 392
CYNTHIANA, KY 41031

PS Form 3800, April 2015 PSN 7530-02-000-9047 See Reverse for Instructions

7020 3160 0000 9359 6638

U.S. Postal Service™ CERTIFIED MAIL® RECEIPT

Domestic Mail Only

For delivery information, visit our website at www.usps.com®.

Cynthiana, KY 41031

Certified Mail Fee	\$3.60	0130
\$		14
Extra Services & Fees (check box, add fee as appropriate)	\$0.00	
<input type="checkbox"/> Return Receipt (hardcopy)	\$0.00	
<input type="checkbox"/> Return Receipt (electronic)	\$0.00	
<input type="checkbox"/> Certified Mail Restricted Delivery	\$0.00	
<input type="checkbox"/> Adult Signature Required	\$0.00	
<input type="checkbox"/> Adult Signature Restricted Delivery	\$0.00	

Postage	\$1.60	Postmark Here
\$		
Total	\$5.20	08/11/2021
\$		

Sent To
Street DANIEL AND KATIE HEMLOCK
City, 4400 KY HWY 36 E
CYNTHIANA, KY 41031

PS Form 3800, April 2015 PSN 7530-02-000-9047 See Reverse for Instructions

7020 3160 0000 9359 7758

U.S. Postal Service™ CERTIFIED MAIL® RECEIPT

Domestic Mail Only

For delivery information, visit our website at www.usps.com®.

Cynthiana, KY 41031

Certified Mail Fee	\$3.60	0130
\$		13
Extra Services & Fees (check box, add fee as appropriate)	\$0.00	
<input type="checkbox"/> Return Receipt (hardcopy)	\$0.00	
<input type="checkbox"/> Return Receipt (electronic)	\$0.00	
<input type="checkbox"/> Certified Mail Restricted Delivery	\$0.00	
<input type="checkbox"/> Adult Signature Required	\$0.00	
<input type="checkbox"/> Adult Signature Restricted Delivery	\$0.00	

Postage	\$1.60	Postmark Here
\$		
Total Postage and Fees	\$5.20	08/11/2021
\$		

Sent To
Street and Apt. No., or PO Box No. MONA SUE LUCKY
City, State, ZIP+4® 2718 OLD LAIR RD
CYNTHIANA, KY 41031

PS Form 3800, April 2015 PSN 7530-02-000-9047 See Reverse for Instructions

9459 6566 9366 0000 09TE 0202

U.S. Postal Service™ CERTIFIED MAIL® RECEIPT

Domestic Mail Only

For delivery information, visit our website at www.usps.com®.

Cynthiana, KY 41031

Certified Mail Fee	\$3.60
Extra Services & Fees (check box, add fee as appropriate)	\$0.00
<input type="checkbox"/> Return Receipt (hardcopy)	\$0.00
<input type="checkbox"/> Return Receipt (electronic)	\$0.00
<input type="checkbox"/> Certified Mail Restricted Delivery	\$0.00
<input type="checkbox"/> Adult Signature Required	\$0.00
<input type="checkbox"/> Adult Signature Restricted Delivery	\$0.00

Postage \$1.60

Total \$5.20

Sent To
MARTY ISHMAEL
122 JILL LN
CYNTHIANA, KY 41031

PS Form 3800, April 2015 PSN 7530-02-000-9047

Instructions



U.S. Postal Service™ CERTIFIED MAIL® RECEIPT

Domestic Mail Only

For delivery information, visit our website at www.usps.com®.

Cynthiana, KY 41031

Certified Mail Fee	\$3.60
Extra Services & Fees (check box, add fee as appropriate)	\$0.00
<input type="checkbox"/> Return Receipt (hardcopy)	\$0.00
<input type="checkbox"/> Return Receipt (electronic)	\$0.00
<input type="checkbox"/> Certified Mail Restricted Delivery	\$0.00
<input type="checkbox"/> Adult Signature Required	\$0.00
<input type="checkbox"/> Adult Signature Restricted Delivery	\$0.00

Postage \$1.60

Total \$5.20

Sent To
BRIAN AND HEATHER ROYALTY
146 JILL LN
CYNTHIANA, KY 41031

PS Form 3800, April 2015 PSN 7530-02-000-9047

See Reverse for Instructions

2259 6566 0000 09TE 0202



5559 6566 0000 09TE 0202

U.S. Postal Service™ CERTIFIED MAIL® RECEIPT

Domestic Mail Only

For delivery information, visit our website at www.usps.com®.

Paris, KY 40361

Certified Mail Fee	\$3.60
Extra Services & Fees (check box, add fee as appropriate)	\$0.00
<input type="checkbox"/> Return Receipt (hardcopy)	\$0.00
<input type="checkbox"/> Return Receipt (electronic)	\$0.00
<input type="checkbox"/> Certified Mail Restricted Delivery	\$0.00
<input type="checkbox"/> Adult Signature Required	\$0.00
<input type="checkbox"/> Adult Signature Restricted Delivery	\$0.00

Postage \$1.60

Total Post \$5.20

Sent To
CAROLYN FERN KING GALLAGHER
BOONE ONE LLC
289 GRIMES BATTERTON RD
PARIS, KY 40361

PS Form 3800, April 2015 PSN 7530-02-000-9047

See Reverse for Instructions



U.S. Postal Service™ CERTIFIED MAIL® RECEIPT

Domestic Mail Only

For delivery information, visit our website at www.usps.com®.

Cynthiana, KY 41031

Certified Mail Fee	\$3.60
Extra Services & Fees (check box, add fee as appropriate)	\$0.00
<input type="checkbox"/> Return Receipt (hardcopy)	\$0.00
<input type="checkbox"/> Return Receipt (electronic)	\$0.00
<input type="checkbox"/> Certified Mail Restricted Delivery	\$0.00
<input type="checkbox"/> Adult Signature Required	\$0.00
<input type="checkbox"/> Adult Signature Restricted Delivery	\$0.00

Postage \$1.60

Total \$5.20

Sent To
TEDDY AND SHEILA MARTIN
100 COLONY DR
CYNTHIANA, KY 41031

PS Form 3800, April 2015 PSN 7530-02-000-9047

Instructions

4108 6566 0000 09TE 0202



2599 6566 0000 09TE 0202

U.S. Postal Service™ CERTIFIED MAIL® RECEIPT

Domestic Mail Only

For delivery information, visit our website at www.usps.com®.

Cynthiana, KY 41031

Certified Mail Fee	\$3.60
Extra Services & Fees (check box, add fee as appropriate)	\$0.00
<input type="checkbox"/> Return Receipt (hardcopy)	\$0.00
<input type="checkbox"/> Return Receipt (electronic)	\$0.00
<input type="checkbox"/> Certified Mail Restricted Delivery	\$0.00
<input type="checkbox"/> Adult Signature Required	\$0.00
<input type="checkbox"/> Adult Signature Restricted Delivery	\$0.00

Postage \$1.60

Total Post \$5.20

Sent To
MARVIN AND VICTORIA BATTE
429 SHADYNOOK PK
CYNTHIANA, KY 41031

PS Form 3800, April 2015 PSN 7530-02-000-9047

See Reverse for Instructions



U.S. Postal Service™ CERTIFIED MAIL® RECEIPT

Domestic Mail Only

For delivery information, visit our website at www.usps.com®.

Cynthiana, KY 41031

Certified Mail Fee	\$3.60
Extra Services & Fees (check box, add fee as appropriate)	\$0.00
<input type="checkbox"/> Return Receipt (hardcopy)	\$0.00
<input type="checkbox"/> Return Receipt (electronic)	\$0.00
<input type="checkbox"/> Certified Mail Restricted Delivery	\$0.00
<input type="checkbox"/> Adult Signature Required	\$0.00
<input type="checkbox"/> Adult Signature Restricted Delivery	\$0.00

Postage \$1.60

Total \$5.20

Sent To
KEITH BRADFORD
3012 KY HWY 392
CYNTHIANA, KY 41031

PS Form 3800, April 2015 PSN 7530-02-000-9047

Instructions



7020 3160 0000 9359 7727

**U.S. Postal Service™
CERTIFIED MAIL® RECEIPT**
Domestic Mail Only

For delivery information, visit our website at www.usps.com®.

Cynthiana, KY 41031

OFFICIAL USE

Certified Mail Fee	\$3.60
Extra Services & Fees (check box, add fee as appropriate)	\$0.00
<input type="checkbox"/> Return Receipt (hardcopy)	\$0.00
<input type="checkbox"/> Return Receipt (electronic)	\$0.00
<input type="checkbox"/> Certified Mail Restricted Delivery	\$0.00
<input type="checkbox"/> Adult Signature Required	\$0.00
<input type="checkbox"/> Adult Signature Restricted Delivery	\$0.00
Postage	\$1.60
Total Postage and Fees	\$5.20

Sent To
Street and Apt. No., or PO Box
City, State, ZIP+4®
LARRY PERRAUT
1116 KY HWY 1771
CYNTHIANA, KY 41031

Postmark Here
AUG 10 2021
08/10/2021

PS Form 3800, April 2015 PSN 7530-02

7020 3160 0000 9359 1350

**U.S. Postal Service™
CERTIFIED MAIL® RECEIPT**
Domestic Mail Only

For delivery information, visit our website at www.usps.com®.

Cynthiana, KY 41031

OFFICIAL USE

Certified Mail Fee	\$3.60
Extra Services & Fees (check box, add fee as appropriate)	\$0.00
<input type="checkbox"/> Return Receipt (hardcopy)	\$0.00
<input type="checkbox"/> Return Receipt (electronic)	\$0.00
<input type="checkbox"/> Certified Mail Restricted Delivery	\$0.00
<input type="checkbox"/> Adult Signature Required	\$0.00
<input type="checkbox"/> Adult Signature Restricted Delivery	\$0.00
Postage	\$1.60
Total Postage and Fees	\$5.20

Sent To
Street and Apt. No., or PO Box No.
City, State, ZIP+4®
WHITNEY BROOKE SPARKS
801 WAITS RD
CYNTHIANA, KY 41031

Postmark Here
AUG 11 2021
08/11/2021

PS Form 3800, April 2015 PSN 7530-02

7020 3160 0000 9359 7895

**U.S. Postal Service™
CERTIFIED MAIL® RECEIPT**
Domestic Mail Only

For delivery information, visit our website at www.usps.com®.

Cynthiana, KY 41031

OFFICIAL USE

Certified Mail Fee	\$3.60
Extra Services & Fees (check box, add fee as appropriate)	\$0.00
<input type="checkbox"/> Return Receipt (hardcopy)	\$0.00
<input type="checkbox"/> Return Receipt (electronic)	\$0.00
<input type="checkbox"/> Certified Mail Restricted Delivery	\$0.00
<input type="checkbox"/> Adult Signature Required	\$0.00
<input type="checkbox"/> Adult Signature Restricted Delivery	\$0.00
Postage	\$1.60
Total Postage and Fees	\$5.20

Sent To
Street and Apt. No., or PO Box No.
City, State, ZIP+4®
JOSHUA CURTIS AND RACHEL BARNES
1402 KY HWY 1940
CYNTHIANA, KY 41031

Postmark Here
AUG 10 2021
08/10/2021

PS Form 3800, April 2015 PSN 7530-02

7020 3160 0000 9359 7697

**U.S. Postal Service™
CERTIFIED MAIL® RECEIPT**
Domestic Mail Only

For delivery information, visit our website at www.usps.com®.

Cynthiana, KY 41031

OFFICIAL USE

Certified Mail Fee	\$3.60
Extra Services & Fees (check box, add fee as appropriate)	\$0.00
<input type="checkbox"/> Return Receipt (hardcopy)	\$0.00
<input type="checkbox"/> Return Receipt (electronic)	\$0.00
<input type="checkbox"/> Certified Mail Restricted Delivery	\$0.00
<input type="checkbox"/> Adult Signature Required	\$0.00
<input type="checkbox"/> Adult Signature Restricted Delivery	\$0.00
Postage	\$1.60
Total Postage and Fees	\$5.20

Sent To
Street and Apt. No., or PO Box No.
City, State, ZIP+4®
MARK AND MELANIE CARREL
535 SHADYNOOK PK
CYNTHIANA, KY 41031

Postmark Here
AUG 10 2021
08/10/2021

PS Form 3800, April 2015 PSN 7530-02

7020 3160 0000 9359 7956

**U.S. Postal Service™
CERTIFIED MAIL® RECEIPT**
Domestic Mail Only

For delivery information, visit our website at www.usps.com®.

Cynthiana, KY 41031

OFFICIAL USE

Certified Mail Fee	\$3.60
Extra Services & Fees (check box, add fee as appropriate)	\$0.00
<input type="checkbox"/> Return Receipt (hardcopy)	\$0.00
<input type="checkbox"/> Return Receipt (electronic)	\$0.00
<input type="checkbox"/> Certified Mail Restricted Delivery	\$0.00
<input type="checkbox"/> Adult Signature Required	\$0.00
<input type="checkbox"/> Adult Signature Restricted Delivery	\$0.00
Postage	\$1.60
Total Postage and Fees	\$5.20

Sent To
Street and Apt. No., or PO Box No.
City, State, ZIP+4®
TAMMY AND TROY BREWER
1342 SHADYNOOK PK
CYNTHIANA, KY 41031

Postmark Here
AUG 10 2021
08/10/2021

PS Form 3800, April 2015 PSN 7530-02

7020 3160 0000 9359 7710

**U.S. Postal Service™
CERTIFIED MAIL® RECEIPT**
Domestic Mail Only

For delivery information, visit our website at www.usps.com®.

Cynthiana, KY 41031

OFFICIAL USE

Certified Mail Fee	\$3.60
Extra Services & Fees (check box, add fee as appropriate)	\$0.00
<input type="checkbox"/> Return Receipt (hardcopy)	\$0.00
<input type="checkbox"/> Return Receipt (electronic)	\$0.00
<input type="checkbox"/> Certified Mail Restricted Delivery	\$0.00
<input type="checkbox"/> Adult Signature Required	\$0.00
<input type="checkbox"/> Adult Signature Restricted Delivery	\$0.00
Postage	\$1.60
Total Postage and Fees	\$5.20

Sent To
Street and Apt. No., or PO Box No.
City, State, ZIP+4®
KEN ZIMMERMAN
413 HEDGES LN
CYNTHIANA, KY 41031

Postmark Here
AUG 10 2021
08/10/2021

PS Form 3800, April 2015 PSN 7530-02

7020 3160 0000 9359 6324

**U.S. Postal Service™
CERTIFIED MAIL® RECEIPT**
Domestic Mail Only

For delivery information, visit our website at www.usps.com®.
Cynthiana, KY 41031

OFFICIAL USE

Certified Mail Fee	\$3.60
Extra Services & Fees (check box, add fee as appropriate)	\$0.00
<input type="checkbox"/> Return Receipt (hardcopy)	\$0.00
<input type="checkbox"/> Return Receipt (electronic)	\$0.00
<input type="checkbox"/> Certified Mail Restricted Delivery	\$0.00
<input type="checkbox"/> Adult Signature Required	\$0.00
<input type="checkbox"/> Adult Signature Restricted Delivery	\$0.00
Postage	\$1.60
Total Price	\$5.20

Sent To: **STEPHEN LEMONS**
2783 OLD LAIR ROD
CYNTHIANA, KY 41031

Postmark Here: **AUG 11 2021**

7020 3160 0000 9359 1336

**U.S. Postal Service™
CERTIFIED MAIL® RECEIPT**
Domestic Mail Only

For delivery information, visit our website at www.usps.com®.
Cynthiana, KY 41031

OFFICIAL USE

Certified Mail Fee	\$3.60
Extra Services & Fees (check box, add fee as appropriate)	\$0.00
<input type="checkbox"/> Return Receipt (hardcopy)	\$0.00
<input type="checkbox"/> Return Receipt (electronic)	\$0.00
<input type="checkbox"/> Certified Mail Restricted Delivery	\$0.00
<input type="checkbox"/> Adult Signature Required	\$0.00
<input type="checkbox"/> Adult Signature Restricted Delivery	\$0.00
Postage	\$1.60
Total Price	\$5.20

Sent To: **JOHN MCKEE**
484 EALS LN
CYNTHIANA, KY 41031

Postmark Here: **AUG 11 2021**

7020 3160 0000 9359 1374

**U.S. Postal Service™
CERTIFIED MAIL® RECEIPT**
Domestic Mail Only

For delivery information, visit our website at www.usps.com®.
Cynthiana, KY 41031

OFFICIAL USE

Certified Mail Fee	\$3.60
Extra Services & Fees (check box, add fee as appropriate)	\$0.00
<input type="checkbox"/> Return Receipt (hardcopy)	\$0.00
<input type="checkbox"/> Return Receipt (electronic)	\$0.00
<input type="checkbox"/> Certified Mail Restricted Delivery	\$0.00
<input type="checkbox"/> Adult Signature Required	\$0.00
<input type="checkbox"/> Adult Signature Restricted Delivery	\$0.00
Postage	\$1.60
Total Price	\$5.20

Sent To: **GARY ANDERSON AND ROBIN LEE-ANDER**
2136 KY HWY 36 E
CYNTHIANA, KY 41031

Postmark Here: **AUG 11 2021**

7020 3160 0000 9359 6607

**U.S. Postal Service™
CERTIFIED MAIL® RECEIPT**
Domestic Mail Only

For delivery information, visit our website at www.usps.com®.
Cynthiana, KY 41031

OFFICIAL USE

Certified Mail Fee	\$3.60
Extra Services & Fees (check box, add fee as appropriate)	\$0.00
<input type="checkbox"/> Return Receipt (hardcopy)	\$0.00
<input type="checkbox"/> Return Receipt (electronic)	\$0.00
<input type="checkbox"/> Certified Mail Restricted Delivery	\$0.00
<input type="checkbox"/> Adult Signature Required	\$0.00
<input type="checkbox"/> Adult Signature Restricted Delivery	\$0.00
Postage	\$1.60
Total Price	\$5.20

Sent To: **ELIZABETH AND JAMES CLYDE**
283 COOK PK
CYNTHIANA, KY 41031

Postmark Here: **AUG 11 2021**

7020 3160 0000 9359 6478

**U.S. Postal Service™
CERTIFIED MAIL® RECEIPT**
Domestic Mail Only

For delivery information, visit our website at www.usps.com®.
Cynthiana, KY 41031

OFFICIAL USE

Certified Mail Fee	\$3.60
Extra Services & Fees (check box, add fee as appropriate)	\$0.00
<input type="checkbox"/> Return Receipt (hardcopy)	\$0.00
<input type="checkbox"/> Return Receipt (electronic)	\$0.00
<input type="checkbox"/> Certified Mail Restricted Delivery	\$0.00
<input type="checkbox"/> Adult Signature Required	\$0.00
<input type="checkbox"/> Adult Signature Restricted Delivery	\$0.00
Postage	\$1.60
Total Price	\$5.20

Sent To: **DREW AND CARRIE SIMPSON**
182 JILL LN
CYNTHIANA, KY 41031

Postmark Here: **AUG 11 2021**

7020 3160 0000 9359 6409

**U.S. Postal Service™
CERTIFIED MAIL® RECEIPT**
Domestic Mail Only

For delivery information, visit our website at www.usps.com®.
Cynthiana, KY 41031

OFFICIAL USE

Certified Mail Fee	\$3.60
Extra Services & Fees (check box, add fee as appropriate)	\$0.00
<input type="checkbox"/> Return Receipt (hardcopy)	\$0.00
<input type="checkbox"/> Return Receipt (electronic)	\$0.00
<input type="checkbox"/> Certified Mail Restricted Delivery	\$0.00
<input type="checkbox"/> Adult Signature Required	\$0.00
<input type="checkbox"/> Adult Signature Restricted Delivery	\$0.00
Postage	\$1.60
Total Price	\$5.20

Sent To: **SHEILA INGRAM**
317 INDIAN WOODS TRAIL
CYNTHIANA, KY 41031

Postmark Here: **AUG 11 2021**

7020 3160 0000 9359 8519

U.S. Postal Service™
CERTIFIED MAIL® RECEIPT
Domestic Mail Only

For delivery information, visit our website at www.usps.com®.

Cynthiana, KY 41031

Certified Mail Fee	\$3.60
Extra Services & Fees (check box, add fee as appropriate)	\$0.00
<input type="checkbox"/> Return Receipt (hardcopy)	\$0.00
<input type="checkbox"/> Return Receipt (electronic)	\$0.00
<input type="checkbox"/> Certified Mail Restricted Delivery	\$0.00
<input type="checkbox"/> Adult Signature Required	\$0.00
<input type="checkbox"/> Adult Signature Restricted Delivery	\$0.00
Postage	\$1.60
Total Postage and Fees	\$5.20



KENT AND MARY BETH BRADFORD
858 KY HWY 1940
CYTHIANA, KY 41031

PS Form 3800, April 2015 PSN 7530-02-000-9047 See Reverse for Instructions

7020 3160 0000 9359 7703

U.S. Postal Service™
CERTIFIED MAIL® RECEIPT
Domestic Mail Only

For delivery information, visit our website at www.usps.com®.

Cynthiana, KY 41031

Certified Mail Fee	\$3.60
Extra Services & Fees (check box, add fee as appropriate)	\$0.00
<input type="checkbox"/> Return Receipt (hardcopy)	\$0.00
<input type="checkbox"/> Return Receipt (electronic)	\$0.00
<input type="checkbox"/> Certified Mail Restricted Delivery	\$0.00
<input type="checkbox"/> Adult Signature Required	\$0.00
<input type="checkbox"/> Adult Signature Restricted Delivery	\$0.00
Postage	\$1.60
Total Postage and Fees	\$5.20



Sent To
Street and Apt. No., or PO Box No. STEVEN AND SHERRY CRAYCRAFT
2974 KY HWY 36 E
City, State, ZIP+4® CYNTHIANA, KY 41031

PS Form 3800, April 2015 PSN 7530-02-000-9047 See Reverse for Instructions

7020 3160 0000 9359 6539

**U.S. Postal Service™
CERTIFIED MAIL® RECEIPT**
Domestic Mail Only

For delivery information, visit our website at www.usps.com®.

Cynthiana, KY 41031

OFFICIAL USE

Certified Mail Fee	\$3.60	0130
Extra Services & Fees (check box, add fee as appropriate)	\$0.00	13
<input type="checkbox"/> Return Receipt (hardcopy)	\$0.00	
<input type="checkbox"/> Return Receipt (electronic)	\$0.00	
<input type="checkbox"/> Certified Mail Restricted Delivery	\$0.00	
<input type="checkbox"/> Adult Signature Required	\$0.00	
<input type="checkbox"/> Adult Signature Restricted Delivery	\$0.00	
Postage	\$1.60	
Total Postage and Fees	\$5.20	

Postmark Here
AUG 10 2021
08/11/2021

Sent To
BOBBY AND MARY THOMAS
162 WINTERWOOD LN
CYNTHIANA, KY 41031

PS Form 3800, April 2019

7020 3160 0000 9359 7741

**U.S. Postal Service™
CERTIFIED MAIL® RECEIPT**
Domestic Mail Only

For delivery information, visit our website at www.usps.com®.

Fisherville, KY 40023

OFFICIAL USE

Certified Mail Fee	\$3.60	0130
Extra Services & Fees (check box, add fee as appropriate)	\$0.00	13
<input type="checkbox"/> Return Receipt (hardcopy)	\$0.00	
<input type="checkbox"/> Return Receipt (electronic)	\$0.00	
<input type="checkbox"/> Certified Mail Restricted Delivery	\$0.00	
<input type="checkbox"/> Adult Signature Required	\$0.00	
<input type="checkbox"/> Adult Signature Restricted Delivery	\$0.00	
Postage	\$1.60	
Total Postage and Fees	\$5.20	

Postmark Here
AUG 10 2021
08/10/2021

Sent To
REBECCA L SUARER
PO BOX 33
FISHERVILLE, KY 40023

PS Form 3800, April 2019

7020 3160 0000 9359 7871

**U.S. Postal Service™
CERTIFIED MAIL® RECEIPT**
Domestic Mail Only

For delivery information, visit our website at www.usps.com®.

Cynthiana, KY 41031

OFFICIAL USE

Certified Mail Fee	\$3.60	0130
Extra Services & Fees (check box, add fee as appropriate)	\$0.00	13
<input type="checkbox"/> Return Receipt (hardcopy)	\$0.00	
<input type="checkbox"/> Return Receipt (electronic)	\$0.00	
<input type="checkbox"/> Certified Mail Restricted Delivery	\$0.00	
<input type="checkbox"/> Adult Signature Required	\$0.00	
<input type="checkbox"/> Adult Signature Restricted Delivery	\$0.00	
Postage	\$1.60	
Total Postage and Fees	\$5.20	

Postmark Here
AUG 10 2021
08/10/2021

Sent To
BRIAN GRAYSON
PO BOX 81
CYNTHIANA, KY 41031

PS Form 3800, April 2019

7020 3160 0000 9359 6509

**U.S. Postal Service™
CERTIFIED MAIL® RECEIPT**
Domestic Mail Only

For delivery information, visit our website at www.usps.com®.

Cynthiana, KY 41031

OFFICIAL USE

Certified Mail Fee	\$3.60	0130
Extra Services & Fees (check box, add fee as appropriate)	\$0.00	13
<input type="checkbox"/> Return Receipt (hardcopy)	\$0.00	
<input type="checkbox"/> Return Receipt (electronic)	\$0.00	
<input type="checkbox"/> Certified Mail Restricted Delivery	\$0.00	
<input type="checkbox"/> Adult Signature Required	\$0.00	
<input type="checkbox"/> Adult Signature Restricted Delivery	\$0.00	
Postage	\$1.60	
Total Postage and Fees	\$5.20	

Postmark Here
AUG 11 2021
08/11/2021

Sent To
RICK AND ANITA OBYRAN
490 SHAW LN
CYNTHIANA, KY 41031

PS Form 3800, April 2019

7020 3160 0000 9359 1344

**U.S. Postal Service™
CERTIFIED MAIL® RECEIPT**
Domestic Mail Only

For delivery information, visit our website at www.usps.com®.

Cynthiana, KY 41031

OFFICIAL USE

Certified Mail Fee	\$3.60	0130
Extra Services & Fees (check box, add fee as appropriate)	\$0.00	13
<input type="checkbox"/> Return Receipt (hardcopy)	\$0.00	
<input type="checkbox"/> Return Receipt (electronic)	\$0.00	
<input type="checkbox"/> Certified Mail Restricted Delivery	\$0.00	
<input type="checkbox"/> Adult Signature Required	\$0.00	
<input type="checkbox"/> Adult Signature Restricted Delivery	\$0.00	
Postage	\$1.60	
Total Postage and Fees	\$5.20	

Postmark Here
AUG 11 2021
08/11/2021

Sent To
BRADFORD WHALEN
1375 SHADYNOOK PK
CYNTHIANA, KY 41031

PS Form 3800, April 2019

7020 3160 0000 9359 7819

**U.S. Postal Service™
CERTIFIED MAIL® RECEIPT**
Domestic Mail Only

For delivery information, visit our website at www.usps.com®.

Cynthiana, KY 41031

OFFICIAL USE

Certified Mail Fee	\$3.60	0130
Extra Services & Fees (check box, add fee as appropriate)	\$0.00	13
<input type="checkbox"/> Return Receipt (hardcopy)	\$0.00	
<input type="checkbox"/> Return Receipt (electronic)	\$0.00	
<input type="checkbox"/> Certified Mail Restricted Delivery	\$0.00	
<input type="checkbox"/> Adult Signature Required	\$0.00	
<input type="checkbox"/> Adult Signature Restricted Delivery	\$0.00	
Postage	\$1.60	
Total Postage and Fees	\$5.20	

Postmark Here
AUG 11 2021
08/11/2021

Sent To
GERALD WHALEN
101 S WALNUT ST
CYNTHIANA, KY 41031

PS Form 3800, April 2019

7020 3160 0000 9359 7826

U.S. Postal Service™ CERTIFIED MAIL® RECEIPT

Domestic Mail Only

For delivery information, visit our website at www.usps.com®.
Cynthiana, KY 41031

Certified Mail Fee	\$3.60
Extra Services & Fees (check box, add fee as appropriate)	\$0.00
<input type="checkbox"/> Return Receipt (hardcopy)	\$0.00
<input type="checkbox"/> Return Receipt (electronic)	\$0.00
<input type="checkbox"/> Certified Mail Restricted Delivery	\$0.00
<input type="checkbox"/> Adult Signature Required	\$0.00
<input type="checkbox"/> Adult Signature Restricted Delivery	\$0.00

Postage \$1.60

Total Postage \$5.20

Sent To
JAMES AND SHIRLEY MCKEE
2871 OLD LAIR RD
CYNTHIANA, KY 41031



PS Form 3800, April 2017, PSN 7530-02-000-9077 See reverse for instructions

7020 3160 0000 9359 7826

U.S. Postal Service™ CERTIFIED MAIL® RECEIPT

Domestic Mail Only


For delivery information, visit our website at www.usps.com®.
Cynthiana, KY 41031

Certified Mail Fee	\$3.60
Extra Services & Fees (check box, add fee as appropriate)	\$0.00
<input type="checkbox"/> Return Receipt (hardcopy)	\$0.00
<input type="checkbox"/> Return Receipt (electronic)	\$0.00
<input type="checkbox"/> Certified Mail Restricted Delivery	\$0.00
<input type="checkbox"/> Adult Signature Required	\$0.00
<input type="checkbox"/> Adult Signature Restricted Delivery	\$0.00

Postage \$1.60

Total Postage \$5.20

Sent To
MARTHA ARNOLD
1470 SHADYNOOK PIKE
CYNTHIANA, KY 41031



PS Form 3800, April 2017, PSN 7530-02-000-9077 See reverse for instructions

7020 3160 0000 9359 6379

U.S. Postal Service™ CERTIFIED MAIL® RECEIPT

Domestic Mail Only

For delivery information, visit our website at www.usps.com®.
Cynthiana, KY 41031

Certified Mail Fee	\$3.60
Extra Services & Fees (check box, add fee as appropriate)	\$0.00
<input type="checkbox"/> Return Receipt (hardcopy)	\$0.00
<input type="checkbox"/> Return Receipt (electronic)	\$0.00
<input type="checkbox"/> Certified Mail Restricted Delivery	\$0.00
<input type="checkbox"/> Adult Signature Required	\$0.00
<input type="checkbox"/> Adult Signature Restricted Delivery	\$0.00

Postage \$1.60

Total Postage \$5.20

Sent To
DONALD FLORENCE
2044 KY HWY 392
CYNTHIANA, KY 41031



PS Form 3800, April 2017, PSN 7530-02-000-9077 See reverse for instructions

7020 3160 0000 9359 6379

U.S. Postal Service™ CERTIFIED MAIL® RECEIPT

Domestic Mail Only


For delivery information, visit our website at www.usps.com®.
Cynthiana, KY 41031

Certified Mail Fee	\$3.60
Extra Services & Fees (check box, add fee as appropriate)	\$0.00
<input type="checkbox"/> Return Receipt (hardcopy)	\$0.00
<input type="checkbox"/> Return Receipt (electronic)	\$0.00
<input type="checkbox"/> Certified Mail Restricted Delivery	\$0.00
<input type="checkbox"/> Adult Signature Required	\$0.00
<input type="checkbox"/> Adult Signature Restricted Delivery	\$0.00

Postage \$1.60

Total Postage \$5.20

Sent To
JOHN AND MARTHA RENO
865 SHADYNOOK PK
CYNTHIANA, KY 41031



PS Form 3800, April 2017, PSN 7530-02-000-9077 See reverse for instructions

7020 3160 0000 9359 8007

U.S. Postal Service™ CERTIFIED MAIL® RECEIPT

Domestic Mail Only


For delivery information, visit our website at www.usps.com®.
Cynthiana, KY 41031

Certified Mail Fee	\$3.60
Extra Services & Fees (check box, add fee as appropriate)	\$0.00
<input type="checkbox"/> Return Receipt (hardcopy)	\$0.00
<input type="checkbox"/> Return Receipt (electronic)	\$0.00
<input type="checkbox"/> Certified Mail Restricted Delivery	\$0.00
<input type="checkbox"/> Adult Signature Required	\$0.00
<input type="checkbox"/> Adult Signature Restricted Delivery	\$0.00

Postage \$1.60

Total Postage \$5.20

Sent To
LINDA STUBBS
198 JILL LN
CYNTHIANA, KY 41031



PS Form 3800, April 2017, PSN 7530-02-000-9077 See reverse for instructions

7020 3160 0000 9359 1282

U.S. Postal Service™ CERTIFIED MAIL® RECEIPT

Domestic Mail Only

For delivery information, visit our website at www.usps.com®.
Cynthiana, KY 41031

Certified Mail Fee	\$3.60
Extra Services & Fees (check box, add fee as appropriate)	\$0.00
<input type="checkbox"/> Return Receipt (hardcopy)	\$0.00
<input type="checkbox"/> Return Receipt (electronic)	\$0.00
<input type="checkbox"/> Certified Mail Restricted Delivery	\$0.00
<input type="checkbox"/> Adult Signature Required	\$0.00
<input type="checkbox"/> Adult Signature Restricted Delivery	\$0.00

Postage \$1.60

Total Postage \$5.20

Sent To
RICHARD AND MARIBETH MIDDEN
579 SHADYNOOK PK
CYNTHIANA, KY 41031



PS Form 3800, April 2017, PSN 7530-02-000-9077 See reverse for instructions

7202 3160 0000 09TE 020L

**U.S. Postal Service™
CERTIFIED MAIL® RECEIPT**
Domestic Mail Only

For delivery information, visit our website at www.usps.com®.

Cynthiana, KY 41031

Certified Mail Fee \$3.60

Extra Services & Fees (check box, add fee as appropriate)

<input type="checkbox"/> Return Receipt (hardcopy)	\$0.00
<input type="checkbox"/> Return Receipt (electronic)	\$0.00
<input type="checkbox"/> Certified Mail Restricted Delivery	\$0.00
<input type="checkbox"/> Adult Signature Required	\$0.00
<input type="checkbox"/> Adult Signature Restricted Delivery	\$0.00

Postage \$1.60

Total Postage and Fees \$5.20

Sent To: WILLIAM AND JUNIE VALLANDIGNHAM
292 JILL LANE
CYNTHIANA, KY 41031

Postmark Here: AUG 11 2021

7202 3160 0000 09TE 020L

**U.S. Postal Service™
CERTIFIED MAIL® RECEIPT**
Domestic Mail Only

For delivery information, visit our website at www.usps.com®.

Dallas, TX 75234

Certified Mail Fee \$3.60

Extra Services & Fees (check box, add fee as appropriate)

<input type="checkbox"/> Return Receipt (hardcopy)	\$0.00
<input type="checkbox"/> Return Receipt (electronic)	\$0.00
<input type="checkbox"/> Certified Mail Restricted Delivery	\$0.00
<input type="checkbox"/> Adult Signature Required	\$0.00
<input type="checkbox"/> Adult Signature Restricted Delivery	\$0.00

Postage \$1.60

Total Postage and Fees \$5.20

Sent To: FRANK MCKEE AND DOROTHY MCKEE
2829 MILLWOOD DRIVE
DALLAS, TX 75234

Postmark Here: AUG 11 2021

7202 3160 0000 09TE 020L

**U.S. Postal Service™
CERTIFIED MAIL® RECEIPT**
Domestic Mail Only

For delivery information, visit our website at www.usps.com®.

Cynthiana, KY 41031

Certified Mail Fee \$3.60

Extra Services & Fees (check box, add fee as appropriate)

<input type="checkbox"/> Return Receipt (hardcopy)	\$0.00
<input type="checkbox"/> Return Receipt (electronic)	\$0.00
<input type="checkbox"/> Certified Mail Restricted Delivery	\$0.00
<input type="checkbox"/> Adult Signature Required	\$0.00
<input type="checkbox"/> Adult Signature Restricted Delivery	\$0.00

Postage \$1.60

Total Postage and Fees \$5.20

Sent To: IRVIN AND MARTHA DAMPIER
690 SHADYNOOK PIKE
CYNTHIANA, KY 41031

Postmark Here: AUG 14 2021

7202 3160 0000 09TE 020L

**U.S. Postal Service™
CERTIFIED MAIL® RECEIPT**
Domestic Mail Only

For delivery information, visit our website at www.usps.com®.

Cynthiana, KY 41031

Certified Mail Fee \$3.60

Extra Services & Fees (check box, add fee as appropriate)

<input type="checkbox"/> Return Receipt (hardcopy)	\$0.00
<input type="checkbox"/> Return Receipt (electronic)	\$0.00
<input type="checkbox"/> Certified Mail Restricted Delivery	\$0.00
<input type="checkbox"/> Adult Signature Required	\$0.00
<input type="checkbox"/> Adult Signature Restricted Delivery	\$0.00

Postage \$1.60

Total Postage and Fees \$5.20

Sent To: EDWARD MAGEE AND JUDITH MAGEE
380 KY HWY 1940
CYNTHIANA, KY 41031

Postmark Here: AUG 10 2021

7202 3160 0000 09TE 020L

**U.S. Postal Service™
CERTIFIED MAIL® RECEIPT**
Domestic Mail Only

For delivery information, visit our website at www.usps.com®.

Cynthiana, KY 41031

Certified Mail Fee \$3.60

Extra Services & Fees (check box, add fee as appropriate)

<input type="checkbox"/> Return Receipt (hardcopy)	\$0.00
<input type="checkbox"/> Return Receipt (electronic)	\$0.00
<input type="checkbox"/> Certified Mail Restricted Delivery	\$0.00
<input type="checkbox"/> Adult Signature Required	\$0.00
<input type="checkbox"/> Adult Signature Restricted Delivery	\$0.00

Postage \$1.60

Total Postage and Fees \$5.20

Sent To: JOYCE COLSON
750 KY HWY 392
CYNTHIANA, KY 41031

Postmark Here: AUG 11 2021

7202 3160 0000 09TE 020L

**U.S. Postal Service™
CERTIFIED MAIL® RECEIPT**
Domestic Mail Only

For delivery information, visit our website at www.usps.com®.

Cynthiana, KY 41031

Certified Mail Fee \$3.60

Extra Services & Fees (check box, add fee as appropriate)

<input type="checkbox"/> Return Receipt (hardcopy)	\$0.00
<input type="checkbox"/> Return Receipt (electronic)	\$0.00
<input type="checkbox"/> Certified Mail Restricted Delivery	\$0.00
<input type="checkbox"/> Adult Signature Required	\$0.00
<input type="checkbox"/> Adult Signature Restricted Delivery	\$0.00

Postage \$1.60

Total Postage and Fees \$5.20

Sent To: SARAH JANE HALEY
855 KY HWY 1940
CYNTHIANA, KY 41031

Postmark Here: AUG 11 2021

EXHIBIT B-2
Community Meeting
Attendance

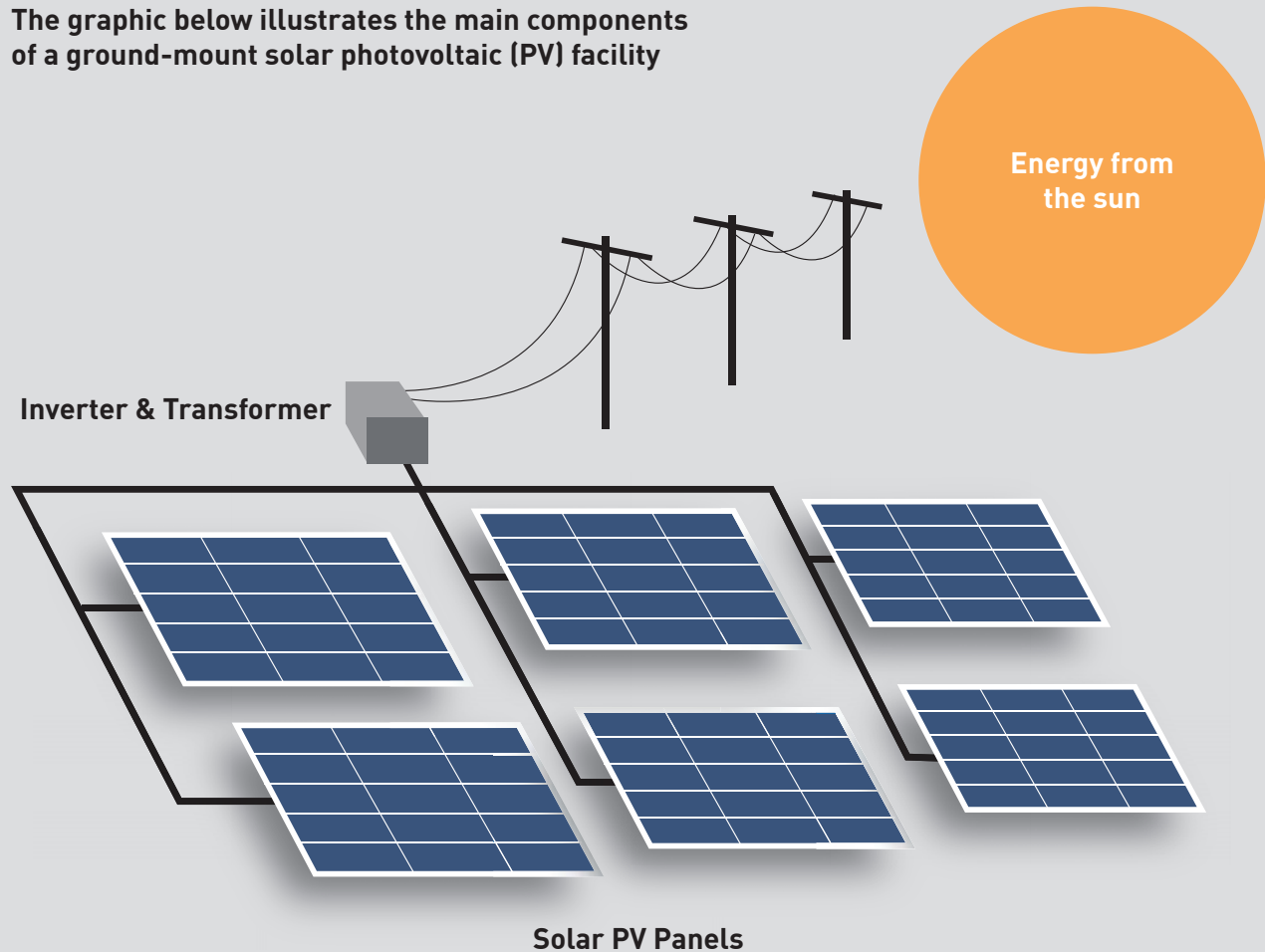


WELCOME

**Blue Moon Solar Project
Open House**

ABOUT SOLAR TECHNOLOGY

The graphic below illustrates the main components of a ground-mount solar photovoltaic (PV) facility



Solar power is energy from the sun that is converted into electrical energy. Solar energy is a clean and abundant renewable energy source. Recurrent Energy builds its solar projects using solar photovoltaic (PV) panels, which convert sunlight directly to electricity via a semiconductor called a photovoltaic cell. Solar PV technology is proven, cost-competitive, and has been around for decades.

A solar PV panel consists of several layers. The top layer of glass provides weather protection for the PV cell. A special coating is applied to the glass to reduce reflected light from the panel, thereby reducing glare. Within the PV cell is an aluminum wire grid that conducts electricity. Electricity is generated when sunlight passes through openings in the grid and reaches the bottom layers of the panel, made of silicon.

THE RECURRENT ENERGY DIFFERENCE

Recurrent Energy is a leading utility-scale solar and storage project developer. Based in the U.S., we are a wholly owned subsidiary of Canadian Solar Inc. and function as Canadian Solar's U.S. project development arm. Visit recurrentenergy.com/project-portfolio/ for project examples.



7 GW project portfolio



4.3 GW executed power contracts



2.4 GW operating projects



>\$9B capital secured



In the Community

Recurrent Energy recognizes that our projects have a long-term presence in the regions where they are sited. Learn how we work with local communities:

recurrentenergy.com/about/

Contact Us

859.993.0077

BlueMoon@RecurrentEnergy.com



BLUE MOON PROJECT DETAILS



Project Timeline*

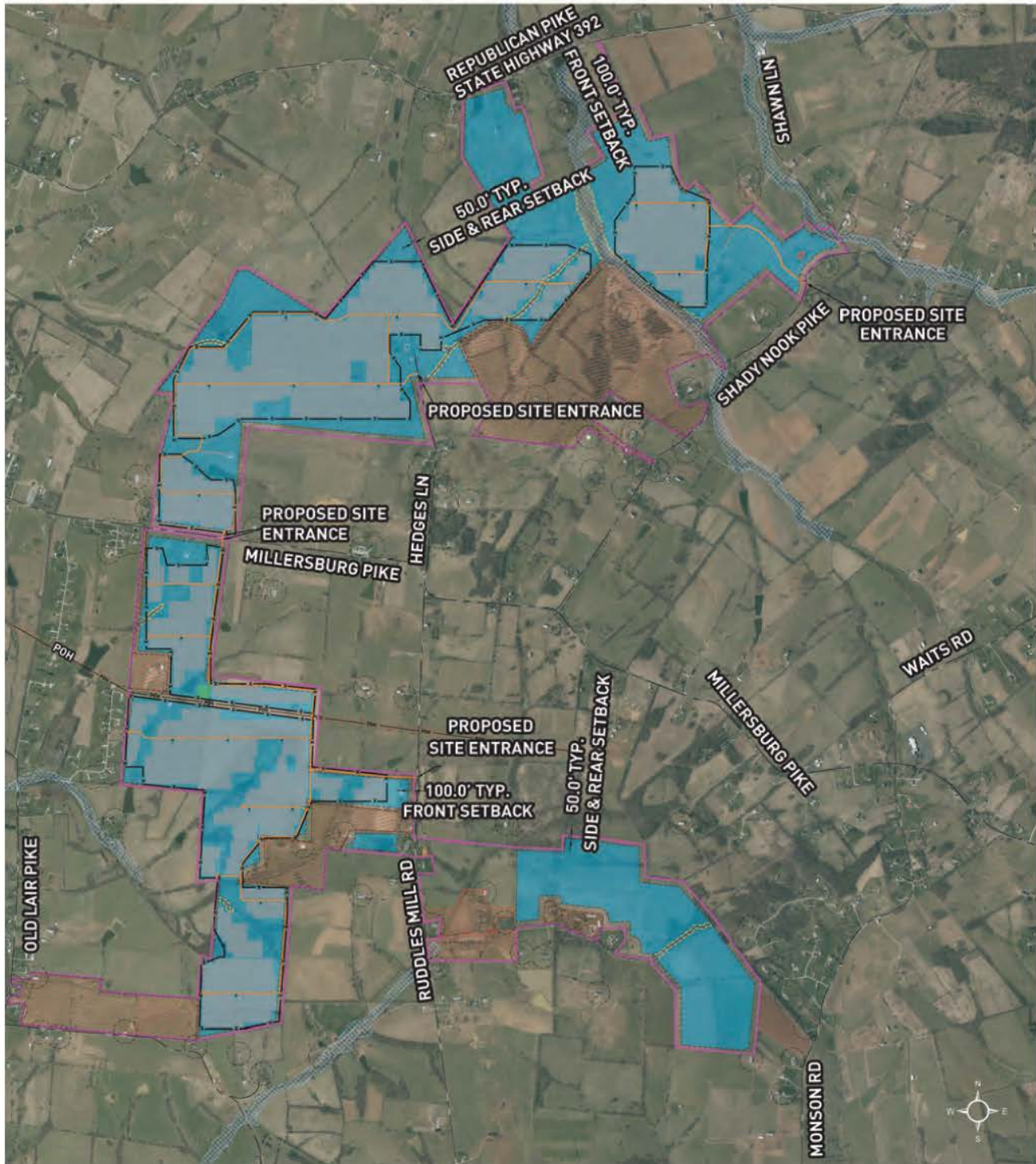
2019-2020	2020-2021	2021-2022	2022-2023	2023-2024
Desktop Siting and Diligence	Site Control	State and Local Permitting	Construction	Commercial Operation

Project Details

 Capacity / Acreage	70 megawatts / ~1,784 acres**
 Homes Powered	~14,000
 Peak Construction Jobs	~290
 Estimated Taxes	\$2.6MM Total

*Project schedule subject to change based on market conditions; **Project acreage subject to change based on landowner partnerships

BLUE MOON SITE LAYOUT

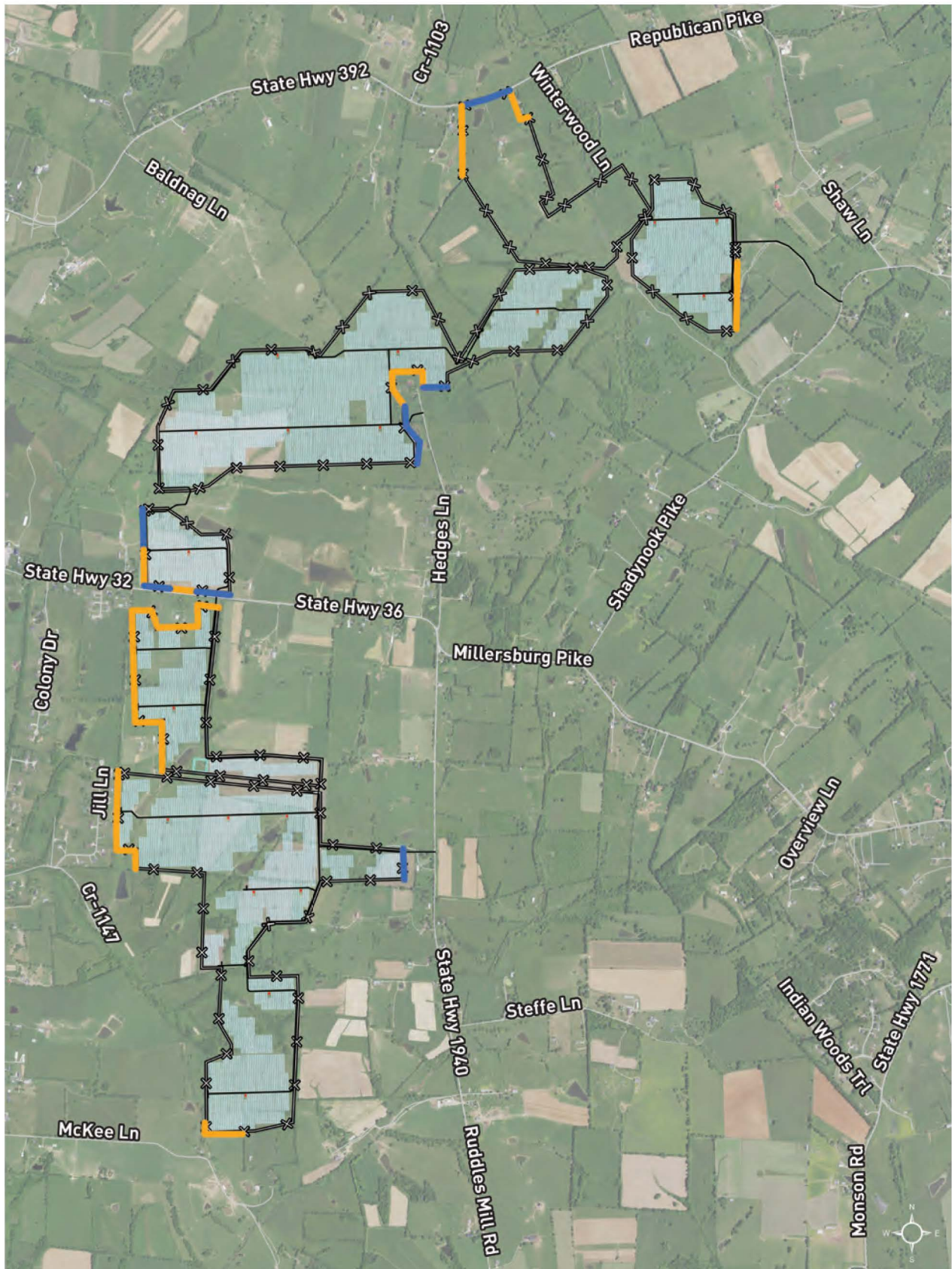


LEGEND:

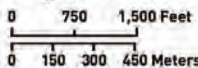
	PROJECT BOUNDARY		FEMA FLOOD ZONE - 100 YEAR
	EASEMENT LINES		PROPOSED SECURITY FENCE
	EX. PAVED ROADS		PROPOSED 25' WETLAND AND STREAM BUFFER
	EX. GRAVEL ROADS		PROPOSED PROJECT SETBACK
	EX. OVERHEAD POWER		PROPOSED ACCESS ROAD
	EX. FIELD DELINEATED STREAM CHANNEL		PROPOSED SOLAR ARRAY
	EX. FIELD DELINEATED WETLAND		PROPOSED ELECTRICAL EQUIPMENT
	EX. STRUCTURE		POTENTIAL SINKHOLE
	BUILDABLE AREA		PROPOSED POI LOCATION
	EXCLUSION AREA		

Project acreage subject to change based on landowner partnerships.

VEGETATION BUFFER MAP



"Project areas are subject to change pending future design constraints"




- Module 1 - 20' Spacing
- Module 2 - 15' Evergreen Spacing (Double Row)

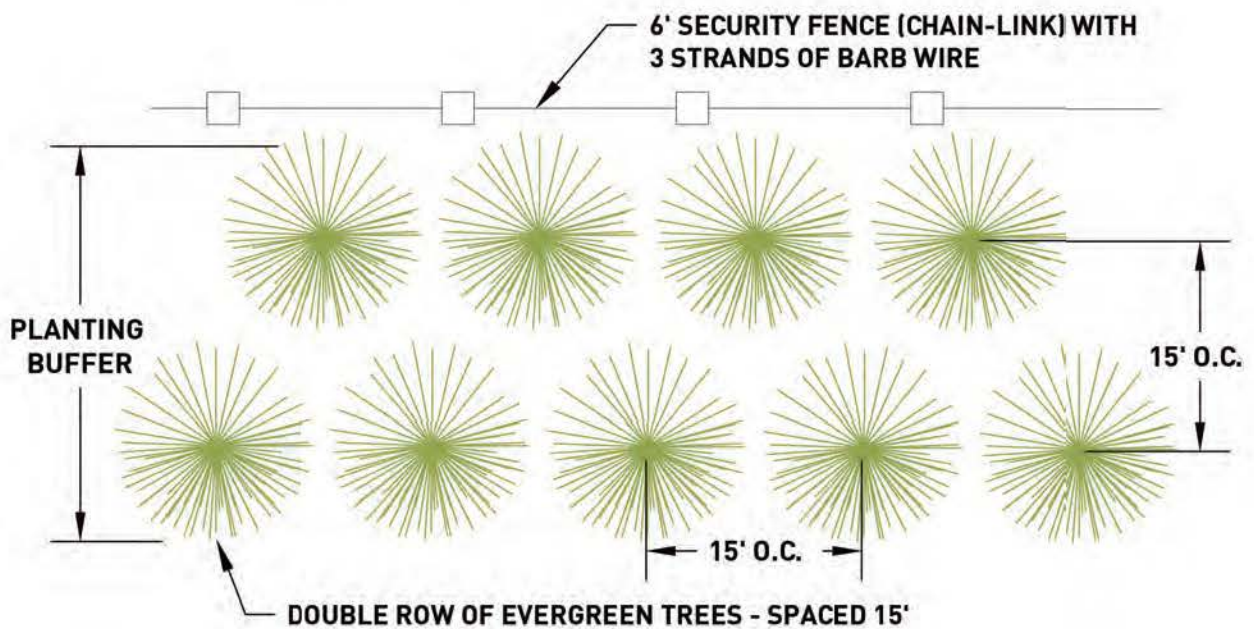
- Access Road
- Inverters
- Arrays
- x Fence
- POI

Project acreage subject to change based on landowner partnerships.

VEGETATION RENDERING



SCREENING PLANTING (ELEVATION VIEW)
NOT TO SCALE



SCREENING PLANTING (PLAN VIEW)
NOT TO SCALE

WHAT TO EXPECT DURING PROJECT OPERATIONS

The Blue Moon Solar Project

The Blue Moon solar project will begin operations after the completion of construction. Overall, operating solar projects are low maintenance. A small team of full-time operations and maintenance professionals will keep the project running at its best.

Full-Time Staff

The Blue Moon solar project will have site stewards who perform maintenance on site. Day to day activities include visual inspections, preventative care, ground maintenance, and coordinating repairs as needed. You may periodically see staff on site.

Vegetation Management

Once the project begins operations, the site will be reseeded with vegetation to provide soil stabilization. Mowing will take place regularly on the project along with other general maintenance activities like controlling weeds and pests.

Panel Washing

Solar panels require periodic washing to perform at their best. Because of local rain patterns, regular washing of panels is not anticipated but will occur as needed. A water source other than the local groundwater will be used. No solvents or cleaning agents are used in the washing process.

Project Operations Contact

Please contact **Jayne Walker** at **859.993.0077** or **BlueMoon@RecurrentEnergy.com** with any questions or comments on project operations.

WHAT HAPPENS WHEN THE PROJECT IS DONE OPERATING?

The Blue Moon Solar Project

Large scale solar projects like Blue Moon have an expected lifespan of approximately 40 years. At the end of a project's lifespan, the project can be repowered or decommissioned.

To repower a project, the project owner would need to work with Harrison County to complete studies and obtain permits to continue operation.

If a project is decommissioned, this would occur pursuant to an established decommissioning plan. By ordinance, large scale solar projects like Blue Moon are required to have a pre-approved decommissioning plan.

Decommissioning would typically occur at the end of the project's useful life, but it could occur earlier if the project is prematurely discontinued or if Harrison County determines the project to be unsafe.

Decommissioning would include:

- Removal and disposal of all project equipment as required by the Harrison County Zoning Code
- Removal of all graveled areas, access roads, and fencing (unless otherwise requested by landowner to remain in place)
- Grading and reseeding of disturbed earth (unless landowner requests that areas not be revegetated)

Physical removal of the project is required to be completed within 12 months unless extended by the Harrison County Planning Director.

The project owner is required to provide a cash deposit, irrevocable letter of credit, or surety bond to ensure that appropriate funds are set aside to complete decommissioning work. Tax payer dollars will not be used towards the decommissioning of the solar project. The funds set aside will be available throughout the life of the project. The decommissioning plan and cost estimate are updated every 5 years and the funds are adjusted accordingly.

THANK YOU FOR JOINING US!



Comment forms are available if you have questions or comments about the Blue Moon solar project that we were not able to address at tonight's open house. We will work to respond to your questions in a timely manner.

Contact Us

Please do not hesitate to contact **Jayce Walker**, Development Manager for the Blue Moon project, at:

P + 1 859.993.0077

BlueMoon@recurrentenergy.com

Blue Moon Solar Project Open House

First Name	Last Name	Phone Number	Email Address	Mailing Address
▶ STEVEN	CRAYCRAFT	859-983-6526		2974 Ky Hwy 36 E Cyn Ridge 4103
▶ SHERY	CRAYCRAFT	859-983-6528		" " " "
▶ Benny & Debra				
▶ Marvin	Batte	614-795-7120		
▶ Terry & Donna	Farmer	859-234-6770		
▶ DIANE	Wilson	859-588-0037		2140 Ky Hwy 36 E Cyn
▶ Jim	Wilson	859-234-5964		" "
▶ Larry	Jones	859-707-1499		4500 Ky Hwy 36 E Cyn
▶ Bertha	Ross	859-588-2312		259 Colony Dr Cyn
▶ Marsha	Dance	859-588-1702		12157 US Hwy 27 N Berry
▶ NICK	Farmer	598-588-1970		1040 Duckworth Rd Cyn Ki
▶ PAUL	McCauley White	588-6502		2038 Ky Hwy 1940 Cyn. Ky. 41031
▶ Fred	Mill	859-357-1162		579 Shadybrook Pike Cynthiana
▶ Susan	Malone	859-707-1346		2824 Ky Hwy 36 E
▶ Gary	Malone	859-588-0313		" "

Sign up to be notified about hiring efforts on the Blue Moon solar project.

First Name	Last Name	Phone Number	Email Address	Mailing Address
▶ Edward	ROSE			1287 Ky 1940 Cyn Ky 4031
▶ Jacob	Ken			1401 Ky 1940
▶ Ruth	Wilson			190 Miller Lane Cyn
▶ Paul	Wilson			" "
▶ Lori	Duckworth			" "
▶ Judy	Meloun			2096 Key Hwy 36E Cyn.
▶ GARY	Robin Anderson			2136 KY HWY 36 EAST
▶ Robin	Anderson			2136 KY HWY 36 EAST
▶ Kent + Mary	Beta Bradford			858 Kytroy 1940
▶ BRAD	WHALEN			2608 Ky 392 Cynthiana, Ky 4031
▶ Chapie	Mastin			469 Steffe Lane, Cyn. Ky
▶ David + Julie	Ashere			597 Steffe Lane, Cyn.
▶ DALE	APPELMAN			3178 DUTCH RIDGE, AUGUSTA, Ky. 41002
▶				
▶				

EXHIBIT B-3
Reissued
Mailer



BLUE MOON SOLAR

70 MWAC

HARRISON COUNTY, KENTUCKY



A RECURRENT ENERGY
PROJECT

September 30, 2021

RE: Blue Moon Solar Project Community Outreach

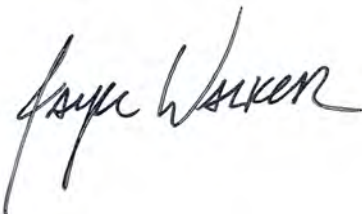
Dear Neighbor,

Recurrent Energy is proposing to develop and construct a 70-megwatt solar energy facility in Harrison County, Kentucky. The project is being proposed in the vicinity of KY Highway 36 East (Millersburg Pike) and Ruddles Mill Road, as shown on the attached documents. Recurrent Energy hosted a community meeting on August 25, 2021 and received helpful feedback from community members that we have since incorporated into our attached revised site plan.

As a neighbor to the solar project, we want to provide this updated information to you in advance of our upcoming conditional use permit application to the county. The changes to the site plan were to move proposed solar panels away from neighbors on the western border of the site, south of Millersburg Pike, to locations elsewhere within the project boundaries that are further away from neighbors. Additionally, to further protect viewsheds, we changed our proposed vegetative buffers to 15' spacing between evergreens, rather than some that were 20' per zoning code as shown at the public meeting. Please review the enclosed and reach out to us via the phone number or email below with any questions or comments you may have.

Recurrent Energy recognizes our project has a long-term presence in communities where they are sited, and we value your input during this process.

Best regards,



Jayce Walker
Manager, Development

Phone: (859) 993-0077

Email: BlueMoon@RecurrentEnergy.com

Company Website: www.recurrentenergy.com

Project Website: recurrentenergy.com/bluemoon

Facebook: <https://www.facebook.com/BlueMoonSolarProject/>



THE RECURRENT ENERGY DIFFERENCE

Recurrent Energy is a leading utility-scale solar and storage project developer. Based in the U.S., we are a wholly owned subsidiary of Canadian Solar Inc. and function as Canadian Solar's U.S. project development arm. Visit recurrentenergy.com/project-portfolio/ for project examples.



7 GW project portfolio



4.3 GW executed power contracts



2.4 GW operating projects



>\$9B capital secured



In the Community

Recurrent Energy recognizes that our projects have a long-term presence in the regions where they are sited. Learn how we work with local communities:

recurrentenergy.com/about/

Contact Us

859.993.0077

BlueMoon@recurrentenergy.com






BLUE MOON PROJECT DETAILS



Anticipated Project Timeline*

2019-2020	2020-2021	2021-2022	2023-2024	2024-2025
Desktop Siting and Diligence	Site Control	State and Local Permitting	Construction	Commercial Operation

Project Details

 Maximum Capacity	70 megawatts
 Homes Powered	~14,000
 Acreage	1,581 acres under site control; current design occupying 651 acres**
 Peak Construction Jobs	~290
 Estimated Taxes	\$2.6 MM total, including \$1.6MM for Harrison County

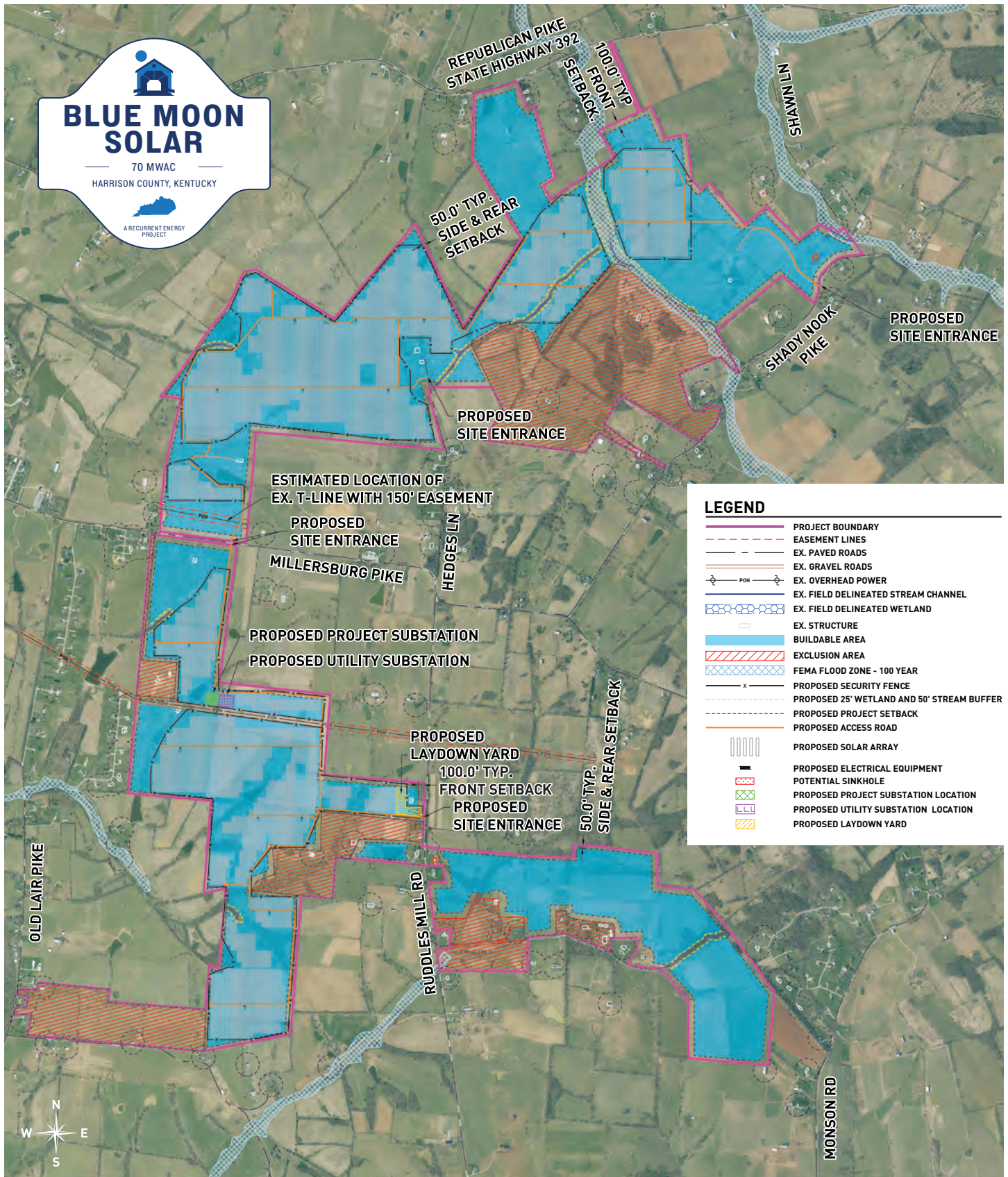
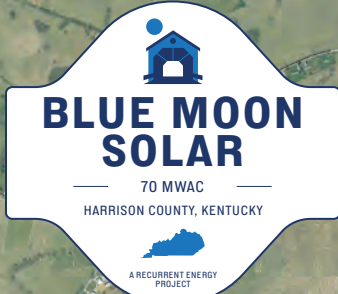
Contact Us

859.993.0077

BlueMoon@recurrentenergy.com

*Project schedule subject to change based on market conditions; **Project acreage subject to change based on landowner partnerships


BLUE MOON PROJECT SITE MAP



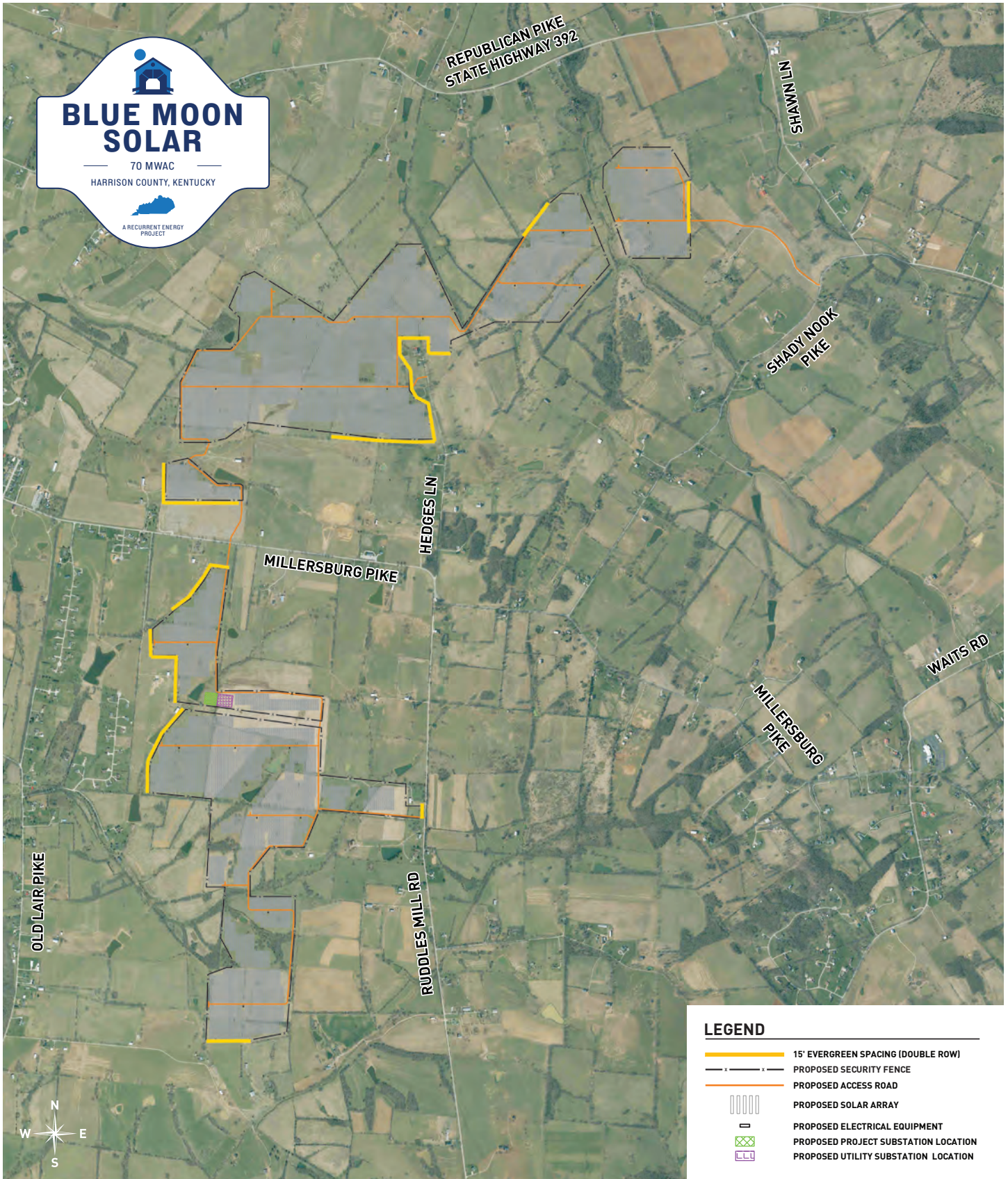
LEGEND

	PROJECT BOUNDARY
	EASEMENT LINES
	EX. PAVED ROADS
	EX. GRAVEL ROADS
	EX. OVERHEAD POWER
	EX. FIELD DELINEATED STREAM CHANNEL
	EX. FIELD DELINEATED WETLAND
	EX. STRUCTURE
	BUILDABLE AREA
	EXCLUSION AREA
	FEMA FLOOD ZONE - 100 YEAR
	PROPOSED SECURITY FENCE
	PROPOSED 25' WETLAND AND 50' STREAM BUFFER
	PROPOSED PROJECT SETBACK
	PROPOSED ACCESS ROAD
	PROPOSED SOLAR ARRAY
	PROPOSED ELECTRICAL EQUIPMENT
	POTENTIAL SINKHOLE
	PROPOSED PROJECT SUBSTATION LOCATION
	PROPOSED UTILITY SUBSTATION LOCATION
	PROPOSED LAYDOWN YARD








VEGETATION BUFFER MAP

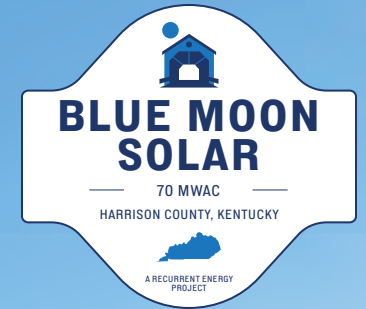


BLUE MOON SOLAR
70 MWAC
HARRISON COUNTY, KENTUCKY
A RECURRENT ENERGY PROJECT



LEGEND

-  15' EVERGREEN SPACING (DOUBLE ROW)
-  PROPOSED SECURITY FENCE
-  PROPOSED ACCESS ROAD
-  PROPOSED SOLAR ARRAY
-  PROPOSED ELECTRICAL EQUIPMENT
-  PROPOSED PROJECT SUBSTATION LOCATION
-  PROPOSED UTILITY SUBSTATION LOCATION



Recurrent has performed a third-party Visual Resource Analysis to identify sensitive viewsheds and proposes to implement a vegetative buffer at these locations. This example rendering shows how effectively this vegetation obscures the solar facility.

The vegetative buffer will consist of a double row of evergreen trees that are spaced at 15' to minimize viewshed impacts. These evergreens will be a minimum height of 6' at the time of planting and 8' at maturity. The Operations and Maintenance agreement will ensure this buffer remains intact during the life of the project.

Inset: Current view



NAME	Tracking Number	MAILING ADDRESS	City	State	Zip	Delivery Confirmation Info
ANDERSON GARY R & ROBIN J LEE-ANDER	USPS TRACKING # & CUSTOMER RECEIPT 9114 9022 0078 9496 3855 24 For Tracking or inquiries go to USPS.com or call 1-800-222-1811.	2136 KY HWY 36 E	CYNTHIANA	KY	41031	10.2.21 – 5:29pm – Cynthia
ARNOLD MARTHA LYNN	USPS TRACKING # & CUSTOMER RECEIPT 9114 9014 9645 0996 9945 13 For Tracking or inquiries go to USPS.com or call 1-800-222-1811.	1470 SHADYNOOK PIKE	CYNTHIANA	KY	41031-9236	10.2.21 – 1:13pm – Cynthia
ASHER JULIE & DAVID B	USPS TRACKING # & CUSTOMER RECEIPT 9114 9022 0078 9496 3866 31 For Tracking or inquiries go to USPS.com or call 1-800-222-1811.	597 STEFFE LANE	CYNTHIANA	KY	41031	10.2.21 – 12:53pm – Cynthia
BATTE MARVIN T & VICTORIA S	USPS TRACKING # & CUSTOMER RECEIPT 9114 9014 9645 0996 9945	429 SHADYNOOK PK	CYNTHIANA	KY	41031	10.2.21 – 1:06pm – Cynthia
BENNETT JEFFREY D & JANET M	USPS TRACKING # & CUSTOMER RECEIPT 9114 9022 0078 9496 3854 94 For Tracking or inquiries go to USPS.com or call 1-800-222-1811.	2528 KY HWY 36 E	CYNTHIANA	KY	41031	10.2.21 – 5:28pm – Cynthia
BERRY ALLEN W & ANITA	USPS TRACKING # & CUSTOMER RECEIPT 9114 9022 0078 9496 3855 93 For Tracking or inquiries go to USPS.com or call 1-800-222-1811.	1800 SHADYNOOK PIKE	CYNTHIANA	KY	41031-9238	10.2.21 – 1:19pm – Cynthia
BOONE ONE LLC	USPS TRACKING # & CUSTOMER RECEIPT 9114 9022 0078 9496 3854 87 For Tracking or inquiries go to USPS.com or call 1-800-222-1811.	289 GRIMES BATTERTON RD	PARIS	KY	40361	10.2.21 – 1:47pm – Paris
BRADFORD KEITH	USPS TRACKING # & CUSTOMER RECEIPT 9114 9022 0078 9496 3855 79 For Tracking or inquiries go to USPS.com or call 1-800-222-1811.	3012 KY HWY 392	CYNTHIANA	KY	41031	10.2.21 – 10:50am – Cynthia
BRADFORD KENT S & MARY BETH	USPS TRACKING # & CUSTOMER RECEIPT 9114 9022 0078 9496 3855 86 For Tracking or inquiries go to USPS.com or call 1-800-222-1811.	858 KY HWY 1940	CYNTHIANA	KY	41031	10.2.21 – 1:00pm – Cynthia
BRADFORD KEVIN	USPS TRACKING # & CUSTOMER RECEIPT 9114 9022 0078 9496 3855 62 For Tracking or inquiries go to USPS.com or call 1-800-222-1811.	1654 KY HIGHWAY 392	CYNTHIANA	KY	41031	10.2.21 – 10:40am – Cynthia
BRADFORD SUE & KEVIN DELL BRADFORD	USPS TRACKING # & CUSTOMER RECEIPT 9114 9022 0078 9496 3855 17 For Tracking or Inquiries go to US.com or call 1-800-222-1811.	1912 KY HWY 392	CYNTHIANA	KY	41031	10.2.21 – 10:46am – Cynthia
BREWER TAMMY & TROY JR	USPS TRACKING # & CUSTOMER RECEIPT 9114 9022 0078 9496 3857 53 For Tracking or inquiries go to USPS.com or call 1-800-222-1811.	1342 SHADYNOOK PK	CYNTHIANA	KY	41031	10.2.21 – 1:12pm – Cynthia
CARREL MARK L & MELANIE S	USPS TRACKING # & CUSTOMER RECEIPT 9114 9022 0078 9496 3853 88 For Tracking or inquiries go to USPS.com or call 1-800-222-1811.	535 SHADYNOOK PK	CYNTHIANA	KY	41031	10.2.21 – 1:08pm - Cynthia

CARTER GARY WAYNE & CAROLYN SUE	USPS TRACKING # & CUSTOMER RECEIPT	9114 9022 0078 9496 3857 60 For Tracking or inquiries go to USPS.com or call 1-800-222-1811.	923 KY HWY 1940	CYNTHIANA	KY	41031	10.4.21 – 12:16pm – Cynthiana
CLYDE ELIZABETH M & JAMES S	UPS TRACKING #	9114 9022 0078 9496 3655 48	283 COOK PK	CYNTHIANA	KY	41031	10.4.21 – 1:16pm – Cynthiana
COLSON JOYCE	USPS TRACKING # &CUSTOMER RECEIPT	9114 9022 0078 9496 3855 55 For Tracking or inquiries go to USPS.com or call 1-800-222-1811.	750 KY HWY 392	CYNTHIANA	KY	41031	10.2.21 – 10:42pm – Cynthiana
COOK WILLIAM R & THERESA S	USPS TRACKING* &CUSTOMER RECEIPT	9114 9022 0078 9496 3855 00 For Tracking or inquiries go to USPS.com or call 1-800-222-1811.	430 HEDGES LN	CYNTHIANA	KY	41031	10.2.21 – 5:19pm – Cynthiana
COOK WILLIAM R & THERESA S	USPS TRACKING # &CUSTOMER RECEIPT	9114 9022 0078 9496 3858 For Tracking or inquiries go to USPS.com or call 1-800-222-1811.	430 HEDGES LN	CYNTHIANA	KY	41031	10.2.21 – 5:19pm - Cynthiana
CORBIN RICHARD A & BETTY SIX	USPS TRACKING # &CUSTOMER RECEIPT	9114 9022 0078 9496 3858 38 For Tracking or inquiries go to USPS.com or call 1-800-222-1811.	725 SHAW LANE	CYNTHIANA	KY	41031-7418	10.2.21 – 1:14pm – Cynthiana
CRAYCRAFT STEVEN A & SHERRY S	USPS TRACKING # &CUSTOMER RECEIPT	9114 9022 0078 9496 3854 70 For Tracking or inquiries go to USPS.com or call 1-800-222-1811.	2974 KY HWY 36 E	CYNTHIANA	KY	41031	10.2.21 – 5:26pm – Cynthiana
CRAYCRAFT STEVEN A & SHERRY S &	USPS TRACKING # &CUSTOMER RECEIPT	9114 9022 0078 9496 3854 49 For Tracking or inquiries go to USPS.com or call 1-800-222-1811.	2974 KY HWY 36 E	CYNTHIANA	KY	41031	10.4.21 – 5:59pm – Cynthiana
CURTIS JOSHUA A & RACHEL R BARNES	USPS TRACKING # &CUSTOMER RECEIPT	9114 9022 0078 9496 3854 56 For Tracking or inquiries go to USPS.com or call 1-800-222-1811.	1402 KY HWY 1940	CYNTHIANA	KY	41031	10.2.21 – 12:50pm – Cynthiana
DAMPIER IRVIN L & MARTHA L	USPS TRACKING & CUSTOMER RECEIPT	9114 9022 0078 9496 3853 71 For Tracking or inquiries go to USPS.com or call 1-800-222- 1811.	690 SHADYNOOK PIKE	CYNTHIANA	KY	41031-9226	10.2.21 – 1:10pm – Cynthiana
DAVIS CHARLES M & JUDITH B	USPS TRACKING # &CUSTOMER RECEIPT	9114 9022 0078 9496 3854 32 For Tracking or inquiries go to USPS.com or call 1-800-222-1811.	173 INDIAN WOODS TRAIL	CYNTHIANA	KY	41031	10.2.21 – 4:47pm – Cynthiana
FLORENCE DONALD R	USPS TRACKING # & CUSTOMER RECEIPT	9114 9022 0078 9496 3857 22 For Tracking or inquiries go to USPS.com or call 1-800-222-1811.	2044 KY HWY 392	CYNTHIANA	KY	41031-9407	10.2.21 – 10:47am – Cynthiana
GASSER DONALD JR	USPS TRACKING # & CUSTOMER RECEIPT	9114 9022 0078 9496 3857 39 For Tracking or inquiries go to USPS.com or call 1-800-222-1811.	100 DELTA CT	CYNTHIANA	KY	41031	10.2.21 – 7:36am - Cynthiana

GRAYSON BRIAN L	USPS TRACKING # & CUSTOMER RECEIPT 9114 9022 0078 9496 3859 51 For Tracking or inquiries go to USPS.com or call 1-800-222-1811.	P 0 BOX 81	CYNTHIANA	KY	41031	10.2.21 – 8:47am – Cynthiana
GRINSTEAD FRANCES JANE & MALCOLM B	USPSTRACKIGN# 9114 9014 9645 0996 9946 36	136 MCKEE LN	CYNTHIANA	KY	41031	10.4.21 – 12:42pm – Cynthiana
HALEY SARAH JANE	USPS TRACKING # & CUSTOMER RECEIPT 9114 9014 9645 0996 9946 29 For Tracking or inquiries go to USPS.com or call 1-800-222-1811.	855 KY HWY 1940	CYNTHIANA	KY	41031	10.2.21 – 1:00pm – Cynthiana
HEMLOCK DANIEL D & KATIE A	USPS TRACKING # & CUSTOMER RECEIPT 9114 9022 0078 9496 3858 52 For Tracking or inquiries go to USPS.com or call 1-800-222-1811.	4400 KY HWY 36 E	CYNTHIANA	KY	41031	10.2.21 – 5:10pm – Cynthiana
HOSTETLER MOSE L & ANNA M	USPS TRACKING # & CUSTOMER RECEIPT 9114 9014 9645 0996 9946 12 For Tracking or inquiries go to USPS.com or call 1-800-222-1811.	815 SHAW LN	CYNTHIANA	KY	41031	10.2.21 – 1:14pm – Cynthiana
INGRAM SHEILA D	USPSTRACKING# & CUSTOMER RECEIPT 9114 9014 9645 0996 9945 51 For Tracking or inquiries go to USPS.com or call 1-800-222-1811.	317 INDIAN WOODS TRAIL	CYNTHIANA	KY	41031	10.2.21 – 4:44pm – Cynthiana
ISHMAEL MARTY W	TRACKING# 9114 9022 0078 9496 3858 83 For Tracking or inquiries go to USPS.com or call 1-800-222-1811.	122 JILL LN	CYNTHIANA	KY	41031	10.4.21 – 12:16pm – Cynthiana
KINSEY BRIAN S & JAMIE M	USPS TRACKING # & CUSTOMER RECEIPT 9114 9014 9645 0996 9945 20 For Tracking or inquiries go to USPS.com or call 1-800-222-1811.	390 JILL LANE	CYNTHIANA	KY	41031	10.4.21 – 12:20pm – Cynthiana
LANDRUM TIMMY	USPSTRACKING# & CUSTOMER RECEIPT 9114 9014 9645 0996 9946 05 For Tracking or inquiries go to USPS.com or call 1-800-222-1811.	324 JILL LN	CYNTHIANA	KY	41031	10.4.21 – 12:19am – Cynthiana
LEMONS STEPHEN JASON &	UPSTRACKING# 9114 9022 0078 9496 3854 63	2783 OLD LAIR RD	CYNTHIANA	KY	41031	10.4.21 – 12:39am – Cynthiana
LEVI TERRY A & DONNA	USPSTRACKING# & CUSTOMER RECEIPT 9114 9014 9645 0996 9945 99 For Tracking or inquiries go to USPS.com or call 1-800-222-1811.	2109 RUTHLAND RD	CYNTHIANA	KY	41031	10.2.21 – 3:11pm - Cynthiana
LUCKY MONA SUE	USPSTRACKING# & CUSTOMER RECEIPT 9114 9014 9646 0996 9946 81 For Tracking or inquiries go to USPS.com or call 1-800-222-1811.	2718 OLD LAIR RD	CYNTHIANA	KY	41031	10.4.21 – 12:36pm – Cynthiana
LUSBY L C & DONNA	USPSTRACKING# & CUSTOMER RECEIPT 9114 9014 9645 0996 9946 82 For Tracking or inquiries go to USPS.com or call 1-800-222-1811.	1050 US HWY 27 S STE 3	CYNTHIANA	KY	41031	10.2.21 – 11:08am – Cynthiana

MAGEE EDWARD JR EST	USPSTRACKING#omER 9114 9022 0078 9496 3857	380 KY HWY 1940	CYNTHIANA	KY	41031-9188	10.2.21 – 1:01pm – Cynthiana
MAGEE EDWARD JR EST	1a) ScPUSs RACKINGpm RECEIPT 9114 9022 0078 9496 3858 69 For Tracking or inquiries go to USPS.com or call 1-800-222-1811.	380 KY HWY 1940	CYNTHIANA	KY	41031-9188	10.2.21 – 1:01pm – Cynthiana
MAGEE EDWARD JR & JUDITH & JANET	USPSTRACKING RECEIPT 9114 9014 9645 0996 9946 74 For Tracking or inquiries go to USPS.com or call 1-800-222-1811.	380 KY HWY 1940	CYNTHIANA	KY	41031	10.2.21 – 1:01pm – Cynthiana
MARTIN TEDDY T & SHEILA	USPS TRACKING it & CUSTOMER RECEIPT 9114 9022 0078 9496 3856 85 For Tracking or inquiries go to USPS.com or call 1-800-222-1811.	100 COLONY DR	CYNTHIANA	KY	41031	10.2.21 – 10:55am – Cynthiana
MCCLOSKEY MARGARET	USPS TRACKING # & CUSTOMER RECEIPT 9114 9022 0078 9496 3856 16 For Tracking or inquiries go to USPS.com or call 1-800-222-1811.	P O BOX 384	CYNTHIANA	KY	41031-0384	10.2.21 – 8:47am – Cynthiana
MCKEE FRANK T & DOROTHY J	USPSTRACKING# & CUSTOMER RECEIPT 9114 9022 0078 9496 3856 61 For Tracking or inquiries go to USPS.com or call 1-800-222-1811.	2829 MILLWOOD DRIVE	DALLAS	TX	75234	10.9.21 – 10:33am – Dallas TX
MCKEE JAMES O & SHIRLEY	USPS TRACKING # RECEIPT 9114 9022 0078 9496 3857 91 For Tracking or inquiries go to USPS.com or call 1-800-222-1811.	2871 OLD LAIR ROAD	CYNTHIANA	KY	41031	10.4.21 – 12:41pm – Cynthiana
MCKEE JOHN IRREVOCABLE	USPS TRACKING # & CUSTOMER RECEIPT 9114 9022 0078 9496 3858 90 For Tracking or inquiries go to USPS.com or call 1-800-222-1811.	484 EALS LN	CYNTHIANA	KY	41031	10.2.21 – 12:38pm – Cynthiana
MIDDEN RICHARD & MARIBETH	USPS TRACKING # & CUSTOMER RECEIPT 9114 9022 0078 9496 3857 84 For Tracking or inquiries go to USPS.com or call 1-800-222-1811.	579 SHADYNOOK PK	CYNTHIANA	KY	41031	10.2.21 – 1:09pm – Cynthiana
MOORE CHARLES KENNETH & MARY WAITS	USPS TRACKING # & CUSTOMER RECEIPT 9114 9022 0078 9496 3856 23 For Tracking or inquiries go to U PS or call 1-800-222-1811.	564 SHADYNOOK PIKE	CYNTHIANA	KY	41031-9224	10.2.21 – 1:08pm – Cynthiana
MOORE CYNTHIA R & KEITH LANE	USPS TRACKING # & CUSTOMER RECEIPT 9114 9022 0078 9496 3857 77 For Tracking or inquiries go to USPS.com or call 1-800-222-1811.	2951 OLD LAIR RD	CYNTHIANA	KY	41031	10.4.21 – 12:41pm – Cynthiana
MOORE DAVID F & JUDITH CAROL MAGEE	USPS TRACKING # & CUSTOMER RECEIPT 9114 9022 0078 9496 3859 37 For Tracking or inquiries go to USPS.com or call 1-800-222-1811.	1205 SHADYNOOK PK	CYNTHIANA	KY	41031	10.2.21 – 1:12pm – Cynthiana
MSJ CONSTRUCTION COMPANY INC	USPS TRACKING it & CUSTOMER RECEIPT 9114 9022 0078 9496 3857 08 For Tracking or inquiries go to USPS.com or call 1-800-222-1811.	P.O. BOX 457	CYNTHIANA	KY	41031	10.4.21 – 9:08am – Cynthiana

NEACE ISAAC & ELIZABETH	USPS TRACKING # & CUSTOMER RECEIPT	9114 9022 0078 9496 3859 20 For Tracking or inquiries go to USPS.com or call 1-800-222-1811.	2821 OLD LAIR ROAD	CYNTHIANA	KY	41031-4638	10.4.21 – 12:40pm – Cynthiana
OBRYAN RICK & ANITA	USPSTRACKING# &CUSTOMER RECEIPT	9114 9022 0078 9496 3859 13 For Tracking or inquiries go to USPS.com or call 1-800-222-1811.	490 SHAW LN	CYNTHIANA	KY	41031	10.2.21 – 1:18pm – Cynthiana
OWSLEY GINA	USPSTRACKING# &CUSTOMER RECEIPT	9114 9022 0078 9496 3859 44 For Tracking or inquiries go to USPS.com or call 1-800-222-1811.	29 STEPPE LN	CYNTHIANA	KY	41031	10.2.21 – 12:57pm – Cynthiana
PERRAUT LARRY T SR	USPS TRACKING # & CUSTOMER RECEIPT	9114 9022 0078 9496 3857 15 For Tracking or inquiries go to USPS.com or call 1-800-222-1811.	1116 KY HWY 1771	CYNTHIANA	KY	41031	10.4.21 – 5:20pm – Cynthiana
RENO JOHN R & MARTHA	USPSTRACKING# & CUSTOMER RECEIPT	9114 9014 9645 0996 9946 43 For Tracking or inquiries go to USPS.com or call 1-800-222-1811.	865 SHADYNOOK PK	CYNTHIANA	KY	41031	10.2.pm – 1:10pm – Cynthiana
ROSE EDWARD & TRUDI	USPS TRACKING # & CUSTOMER RECEIPT	9114 9022 0078 9496 3859 82 For Tracking or inquiries go to USPS.com or call 1-800-222-1811.	1287 KY HWY 1940	CYNTHIANA	KY	41031	10.2.21 – 12:50pm – Cynthiana
ROYALTY BRIAN & HEATHER G	USPS TRACKING # &CUSTOMER RECEIPT	9114 9022 0078 9496 3853 64 For Tracking or inquiries go to USPS.com or call 1-800-222-1811.	146 JILL LN	CYNTHIANA	KY	41031	10.4.21 – 12:16pm – Cynthiana
SANDERS MELANIE L & BOBBY L	USPS TRACKING # & CUSTOMER RECEIPT	9114 9022 0078 9496 3859 75 For Tracking or inquiries go to USPS.com or call 1-800-222-1811.	215 INDIAN WOODS TRAIL	CYNTHIANA	KY	41031	10.2.21 – 4:45pm – Cynthiana
SAURER REBECCA L	USPS TRACKING # &CUSTOMER RECEIPT	9114 9022 0078 9496 3859 99 For Tracking or inquiries go to USPS.com or call 1-800-222-1811.	P O BOX 33	FISHERVILLE	KY	40023	10.2.21 – 11:16am – Fisherville
SIMPSON DREW & CARRIE	USPS TRACKING # &CUSTOMER RECEIPT	9114 9022 0078 9496 3856 92 For Tracking or inquiries go to USPS.com or call 1-800-222-1811.	182 JILL LN	CYNTHIANA	KY	41031	10.4.21 – 12:16pm - Cynthiana
SING CURTIS J	USPS TRACKING # &CUSTOMER RECEIPT	9114 9022 0078 9496 3860 02 For Tracking or inquiries go to USPS.com or call 1-800-222-1811.	107 BATTLE GROVE AVE	CYNTHIANA	KY	41031	Not Delivered
SPARKS WHITNEY BROOKE	USPS TRACKING # &CUSTOMER RECEIPT	9114 9022 0078 9496 3856 54 For Tracking or inquiries go to USPS.com or call 1-800-222-1811.	801 WAITS RD	CYNTHIANA	KY	41031	10.2.21 – 1:55pm – Cynthiana
STINSON TERESA & TERRY &	USPS TRACKING # &CUSTOMER RECEIPT	9114 9022 0078 9496 3859 68 For Tracking or inquiries go to USPS.com or call 1-800-222-1811.	484 EALS LN	CYNTHIANA	KY	41031	10.2.21 – 12:38pm – Cynthiana

STUBBS LINDA B	USPS TRACKING # & CUSTOMER RECEIPT 9114 9022 0078 9496 3856 78 For Tracking or inquiries go to USPS.com or call 1-800-222-1811.	198 JILL LN	CYNTHIANA	KY	41031	10.4.21 – 12:17pm – Cynthia
THOMAS BOBBY E & MARY LOU	USPS TRACKING # & CUSTOMER RECEIPT 9114 9022 0078 9496 3858 76 or call 1-800-222-1811.	162 WINTERWOOD LN	CYNTHIANA	KY	41031-8776	10.2.21 – 10:48am – Cynthia
TRIBBLE TERYL ELISABETH	USPS TRACKING # & CUSTOMER RECEIPT 9114 9022 0078 9496 3856 30 For Tracking or inquiries go to USPS.com or call 1-800-222-1811.	197 STEFFE LN	CYNTHIANA	KY	41031	10.2.21 – 12:51pm – Cynthia
TRIBBLE TERYL ELISABETH	USPS TRACKING # & CUSTOMER RECEIPT 9114 9022 0078 9496 3856 47 For Tracking or inquiries go to USPS.com or call 1-800-222-1811.	197 STEFFE LN	CYNTHIANA	KY	41031	10.2.21 – 12:51pm – Cynthia
TRIBBLE TERYL ELIZABETH	USPS TRACKING # & CUSTOMER RECEIPT 9114 9022 0078 9496 3859 06 For Tracking or inquiries go to USPS.com or call 1-800-222-1811.	197 STEFFE LN	CYNTHIANA	KY	41031	10.2.21 – 12:51pm - Cynthia
VALLANDINGHAM WILLIAM T & JUNIE L	USPS TRACKING # & CUSTOMER RECEIPT 9114 9014 9645 0996 9946 98 For Tracking or inquiries go to USPS.com or call 1-800-222-1811.	292 JILL LANE	CYNTHIANA	KY	41031	10.4.21 – 12:18pm – Cynthia
VELA ROBERT D & DAWN T	USPS TRACKING # & CUSTOMER RECEIPT 9114 9014 9646 0996 9945 44 For Tracking or inquiries go to USPS.com or call 1-800-222-1811.	116 CATHERINE ST	CARLISLE	KY	40311	10.2.21 – 2:46pm – Carlisle
WADE RACHEL P & TONY	USPS TRACKING # & CUSTOMER RECEIPT 9114 9022 0078 9496 3858 07 For Tracking or inquiries go to USPS.com or call 1-800-222-1811.	37 CHERRY LN	CYNTHIANA	KY	41031	10.2.21 – 11:20am – Cynthia
WHALEN BRADFORD M	USPS TRACKING # & CUSTOMER RECEIPT 9114 9022 0078 9496 3858 14 For Tracking or inquiries go to USPS.com or call 1-800-222-1811.	1375 SHADYNOOK PK	CYNTHIANA	KY	41031	10.5.21 – 10:53am – Cynthia
WHITAKER CHAD LEVI	USPS TRACKING # & CUSTOMER RECEIPT 9114 9022 0078 9496 3856 09 For Tracking or inquiries go to USPS.com or call 1-800-222-1811.	801 WAITS RD	CYNTHIANA	KY	41031	10.2.21 – 1:55pm - Cynthia
WHITAKER HELEN & KENNETH LEVI	USPS TRACKING # & CUSTOMER RECEIPT 9114 9022 0078 9496 3858 21 For Tracking or inquiries go to USPS.com or call 1-800-222-1811.	960 KY HWY 1940	CYNTHIANA	KY	41031	10.2.21 – 12:58pm – Cynthia
WHITAKER KENNETH L & HELEN F	USPS TRACKING # & CUSTOMER RECEIPT 9114 9014 9646 0996 9946 75 For Tracking or inquiries go to USPS.com or call 1-800-222-1811.	960 KY HWY 1940	CYNTHIANA	KY	41031-9184	10.2.21 – 12:58pm – Cynthia
WHITAKER KENNETH LEVI & HELEN F	USPS TRACKING # & CUSTOMER RECEIPT 9114 9014 9645 0996 9946 67 For Tracking or inquiries go to USPS.com or call 1-800-222-1811.	960 KY HWY 1940	CYNTHIANA	KY	41031	10.2.21 – 12:58pm – Cynthia

WIGLESWORTH BRADLEY E	UPS TRACKING 9114 9014 9645 0996 9945 68	PO BOX 262	CYNTHIANA	KY	41031	10.2.21 – 8:47am – Cynthiana
ZIMMERMAN KEN	UPS TRACKING 9114 9014 9645 0996 9946 50	413 HEDGES LN	CYNTHIANA	KY	41031	10.2.21 – 5:19pm - Cynthiana

EXHIBIT B-4
Public Notice

PUBLIC NOTICE

BLUE MOON ENERGY LLC is proposing to develop and construct an approximately 70-megawatt solar electric generating facility to be located on KY Highway 36 East in Harrison County, Kentucky. The public is invited to learn more about the Project through the Project website and a public information meeting.

The Project website includes information about the size and location of the proposed Project and the anticipated economic impact. Information on an upcoming virtual meeting is also included.

The website can be accessed at: <https://recurrentenergy.com/bluemoon>. Additionally, you may email questions to BlueMoon@recurrentenergy.com.

A public information meeting will be held to provide information about the Project, with Project representatives available to answer questions from the community. The public meeting will be held on August 25, 2021 at 6:00 pm. The public meeting will be held at the Big Meeting Room at the Harrison County Cooperative Extension office (668 New Lair Road Cynthiana, KY 41031).

**Cynthiana-Harrison County
Public Library District Board Membership
Designated Meeting Date, Time, & Place:
Charles W. Feix Community Room
3rd Wednesday, 5 pm**

their message. This fall a person is coming in from Texas to speak to the women.”

Kassie is a real estate broker by trade and is

She has a Facebook presence and a world-wide web presence at www.royalranchministries.com.

PUBLIC NOTICE

BLUE MOON ENERGY LLC is proposing to develop and construct an approximately 70-megawatt solar electric generating facility to be located on KY Highway 36 East in Harrison County, Kentucky. The public is invited to learn more about the Project through the Project website and a public information meeting.

The Project website includes information about the size and location of the proposed Project and the anticipated economic impact. Information on an upcoming virtual meeting is also included.

The website can be accessed at: <https://recurrentenergy.com/bluemoon>. Additionally, you may email questions to BlueMoon@recurrentenergy.com.

A public information meeting will be held to provide information about the Project, with Project representatives available to answer questions from the community. The public meeting will be held on August 25, 2021 at 6:00 pm. The public meeting will be held at the Big Meeting Room at the Harrison County Cooperative Extension office (668 New Lair Road Cynthiana, KY 41031).

h
rum

EXHIBIT B-5
Application
Public Notice

COMMONWEALTH OF KENTUCKY
BEFORE THE KENTUCKY STATE BOARD ON ELECTRIC GENERATION
AND TRANSMISSION SITING

In the Matter of:

Electronic Application of Blue Moon)
Energy LLC for Certificates of Construction)
for an approximately 70 Megawatt)
Merchant Electric Solar Generating Facility)
and Nonregulated Electric Transmission)
Line in Harrison County, Kentucky)

Case No.
2021-00414

**Proof Of Service in Compliance with KRS
278.706(2)(h) and 278.714(2)(f)**

Comes the Affiant, Nikki Howlett, and hereby states as follows:

1. I am over the age of 18 and a resident of Kentucky.
2. On this day, February 7, 2022, I personally delivered electronic versions of the Blue Moon Energy LLC Application for a construction certificate to construct a merchant solar electric generating facility and a nonregulated transmission line to the following individuals/locations:

County Judge-Executive Barnett
Attn: Judy
Harrison County Fiscal Court
111 S. Main St., Ste 201
Cynthiana, KY 41031

Bonnie Skinner
Cynthiana-Harrison-Berry Planning Commission
111 S. Main Street, Suite 202
Cynthiana, KY 41031
(859) 234-7165 Phone

I affirm under the penalties of perjury that the foregoing representations are true.

Date: February 7, 2022


Nikki Howlett

STATE OF Kentucky)
) SS:
COUNTY OF Jefferson)


Subscribed and sworn to before me, a Notary Public in and for said County and State, by Damon Long, on this 7th day of February, 2022.

My Commission Expires:
10/1/2025

Julie A. Turner
Notary Public – Written

My County of Residence:
Oldham

Julie A. Turner
Notary Public - Printed





Fillies fail to tame Broncos

JIM SWINFORD,
SPORTS WRITER
jswinford@KIH.net

On Monday night at the Hilltop Gymnasium, the Harrison County Fillies and the Frederick Douglass Lady Broncos engaged in a close battle in which Frederick Douglass was able to wear down Harrison County and pull away for a 53-40 win.

In a game that featured two ties and six lead changes, neither team was able to establish more than a nine-point lead until the Lady Broncos used a late rally to break the game open in the last couple of minutes.

The contest was a study in contrast with a first half in which defense was the name of the game and a second half in which the respective offenses took over. In a low-scoring first two quarters, Frederick Douglass outscored the Fillies 18-16.

Conversely, once the offenses heated up in the final two periods, the Lady Broncos held a 35-24 edge. Despite a definitive size difference, Frederick Douglass was unable to dominate the game inside early on thanks to an effective defense employed by Harrison County. However, as the game went along, the Fillies' starters, who stayed on the floor for nearly the entire game, began to show the effects of contending with the bigger and more aggressive Lady Bronco squad.

Even though Harrison County lost the game, Coach Kim Marshall remained optimistic, saying, "This is such a special group. They try so hard every day in games and in practice that I wish more people would come and watch them play. The girls on the bench provide a lot of energy." Marshall continued, "I thought we got tired and started taking shots that were flat and didn't have much arch. We need to develop our bench so that our starters can get a rest from time to time."

With a 6'2" center, one would have thought that Frederick Douglass would have pounded the ball inside. However, the Lady Broncos spent most of the first half rotating the ball outside the paint.

Freshman Niah Rhodes was their primary weapon, connecting on three treys in the first nine minutes. The last of these long-range bombs gave Frederick Douglass a 12-3 lead with 7:26 left in the second quarter.

Fillie senior Gab Hatterick buried two three-pointers to pull Harrison County back to within five at 14-9 with 5:31 remaining in the period. At the 4:26 mark, Rhodes drove in for a layup that gave her team a 16-9 advantage midway through the stanza.

Over the next three minutes, the Fillies reeled off seven unanswered points to tie the score at 16-16 when Hatterick stole a pass and scored on a layup on the other end of the floor with 1:49 left in the quarter.

Rhodes dropped in a runner with 1:16 on the clock to close out the scoring in the first half with Frederick Douglass taking an 18-16 advantage into the locker room.

Hatterick opened up the third quarter with a shot from beyond the arc that put Harrison County on top for the first time at 19-18.

Lady Bronco sophomore Ayanna-Sarai Darrington responded with a putback basket with 6:34 remaining in the period. Hatterick struck back with another shot from beyond the perimeter to tie the score at 22 apiece with 6:14 left in the stanza.

After Frederick Douglass senior Allison Wallace gave her team a 25-22 lead with a three-pointer of her own with 5:54 remaining in the third quarter, the Fillies caught fire offensively, scoring nine consecutive points starting with a steal and ensuing layup by Hatterick and ending with a shot from outside the arc by junior Caroline Vanhook that

gave Harrison County its largest advantage of the night at 31-25 with 2:40 left in the period.

The Lady Broncos responded with a 7-0 run that concluded when Wallace buried a trey that allowed Frederick Douglass to recapture the lead at 32-31 with 45 seconds remaining in the third stanza.

Fillies senior Kara Hines opened up the scoring in the fourth quarter with a jumper in the first possession that put her team back in the lead at 33-32. A floater in the lane by Hatterick followed by a free throw by Hines increased Harrison County's advantage to 36-32 with 5:46 left in the game. After Rhodes dropped in a couple of charity tosses, Lady Bronco 8th-grader Mikalee Bennett delivered a dagger in the form of a long-range trey that found the bottom of the net and gave Frederick Douglass the lead for good at 37-36.

It was Bennett's first career three-pointer and only her second attempt from beyond the arc this season.

Darrington capped an 8-0 run with an old-fashioned three-point play with 3:12 remaining that increased the Lady Broncos' advantage to 40-36. Hatterick drew the Fillies back to within two points at 42-40 when she hit a pull up basket in the lane with just 2:01 left. Unfortunately, with fatigue having already set in for Harrison County, the Fillies were unable to score again.

Frederick Douglass took advantage of the situation by continually feeding Darrington and Rhodes inside for easy baskets and finished the contest with 11 straight

points to set the final score at 53-40.

The Lady Broncos connected on 19-of-55 shots for 35%, including 6-of-13 from beyond the arc. Harrison County made 16-of-53 shot attempts for 30% and were 5-of-20 from long range. Frederick Douglass dominated the backboards, outrebounding the Fillies, 40-23. Hatterick led Harrison County in scoring with 25 points, including four three-pointers. Darrington and Rhodes paced the Lady Broncos with 20 points each. Darrington also grabbed 22 rebounds.

With the loss, the Fillies are now 6-8. Frederick Douglass improved its record to 10-5.

Due to Harrison County's participation in the Class 2A State Tournament this weekend, the Fillies' game at Nicholas County which was supposed to have been played in Carlisle on Saturday night has been postponed until Feb. 9.

Harrison County will play Rowan County in the quarterfinals of the Class 2A State Tournament on Friday night at 7:30 at the Owensboro Sportscenter. The Lady Vikings defeated Lawrence County 58-53 in the Section 8 championship game. Rowan County has a record of 12-5 and is riding the wings of a five-game winning streak.

The Lady Vikings feature one of the state's top players in junior Haven Ford who is averaging 21 points, nine rebounds, five assists and five steals. Ford is a first team All-State selection and has scholarship offers from Eastern Kentucky, Marshall, Morehead St., Murray St., Northern Kentucky and Toledo.

Fillies

From FILLIES page 7

The next time down the floor, Hatterick was fouled and made the first of her two free throw attempts. The second try caromed off the rim but Hines fought her way inside to grab the offensive rebound. She was able to get the ball to Hudgins who was fouled with 16 seconds left. Displaying the confidence of a seasoned veteran, Hudgins nailed both charity tosses to put her team back up by three at 34-31. Mason County had one more chance to tie the score but as the clock was winding down, a three-point heave by Littleton fell short with Custard getting the rebound to secure the win.

Hatterick led Harrison County in scoring with 10 points. Littleton paced the Lady Royals with 12 points. The Fillies made 11-of-31 shots for 36%

with Mason County hitting 11-of-34 shots for 32%. Harrison County was 2-for-10 from three-point range while the Lady Royals made 4-of-14 long-range shots. Harrison County improved to 6-7 while Mason County dropped to 8-5.

Hines now has 444 career points moving her into 59th place on the all-time scoring list at Harrison County. She passed Brittany Murphy who collected 441 points in her career which spanned 2004-09.

The Fillies will play Rowan County, the Section 8 champions, in the quarterfinals of the Class 2A State Tournament at 7:30 on Friday night in Owensboro. The Lady Vikings have a record of 12-5 and defeated Lawrence County, 58-53, in the Section 8 Tournament championship game.

Public Notice

Notice is hereby given that Scott and Kristen Northcutt have filed an application with the Energy & Environmental Cabinet to build a new home at their property located at 3055 Poindexter Road, 7 miles outside of Cynthiana, KY. Any comments or objections concerning this application shall be directed in writing to: Kentucky Division of Water, Floodplain Management Section, 300 Sower Blvd 3rd Floor, Frankfort, Kentucky 40601. (502) 564-3410

NOTICE OF APPLICATION BLUE MOON ENERGY PROJECT

Blue Moon Energy LLC is proposing to develop and construct an approximately 70-megawatt solar electric generating facility to be located in Harrison County, Kentucky. The project will include a transmission line located entirely within the project's footprint. The proposed solar project will be situated on 1,581 acres and will consist of photovoltaic panels and their associated racking systems, inverters, collection system, transmission line and project substation.

Blue Moon Energy LLC is required to file an application with the Kentucky Electric Generation and Transmission Siting Board ("Board") for construction and operation of the proposed electric generating facility and transmission line. This filing will occur in the coming weeks. This proposed construction is subject to approval by the Board, which can be reached at P.O. Box 615, 211 Sower Boulevard, Frankfort, Kentucky 40602-0615, or via phone at (502) 564-3940.

A person who wishes to become a party to a proceeding before the board may, by written motion filed no later than thirty (30) days after the application has been submitted, request leave to intervene. A party may, upon written motion filed no later than thirty (30) days after an application has been filed, request the board to schedule an evidentiary hearing at the offices of the Public Service Commission, 211 Sower Boulevard, Frankfort Kentucky. A request for a local public hearing or local public information meeting shall be made by at least three (3) interested persons who reside in the county or municipal corporation in which the pipeline, plant, or transmission line is proposed to be located. The request shall be made in writing and shall be filed within thirty (30) days following the filing of a completed application.

#1 SECRET OF SUCCESS:

THE RIGHT TOOL FOR THE JOB

If you're not sure which tool is right, a visit to Poindexter is the answer. We not only have all the tools - we have the know-how to help you choose between them. That's something that's hard to come by in big box stores.

Poindexter Lumber Company

Family Owned Since 1908
Hometown people in your hometown.
208 E. Pleasant, Cynthiana
859-234-2242
M-F 7:30-5, Sat. 8-Noon

- Lumber
- Paint
- Insulation
- Tools
- Caulking
- Drywall
- Nails
- Glass

...and much more!
Visit our website for a comprehensive product list.

www.poindexterlumber.net

FEATURED BUSINESS

Cockrell's B&L Storage

Mark Cockrell • Owner
4308 U.S. Hwy 27S • Cynthiana, KY 41031
(859) 234-2898

BUSINESS INDEX

ANY BUSINESS LARGE OR SMALL - ANY SERVICE, JUST CALL

859-234-1035

10 WEEKS FOR ONLY \$62.40 (\$6.24/week)
20 WEEKS FOR ONLY \$104.80 (\$5.24/week)

FEATURED BUSINESS

Jr's Clock Repair

859-242-1542
JrsClockRepair.com
brian@jrsclockrepair.com

AUTOMOTIVE

ROGERS MOTOR COMPANY
Your Hometown Auto Store
ROY K. ROGERS
71 Ky Hwy. 32 W., Cynthiana
859-234-0305 • 859-588-0144
rogersmotorco@bellsouth.net

CLOCK REPAIR

Jr's Clock Repair
859-242-1542
JrsClockRepair.com
brian@jrsclockrepair.com

CONSTRUCTION

Stoner's Home Care
5", 6" & 7" Continuous gutters
Vinyl siding
Replacement windows
(859) 298-6066
36 yrs serving Cynthiana

LANDSCAPING

Allison's Bulldozing
Lakes • Ponds • Roadways • Septic
Waterlines • Basements • Grade Work
Jerry 859-556-0518 David 606-782-1892

STORAGE

Cockrell's B&L Storage
Mark Cockrell • Owner
4308 U.S. Hwy 27S • Cynthiana, KY 41031
(859) 234-2898

Hixson Auto Repair
859-234-0099
916 U.S. Hwy 62E
Cynthiana • M-F 8-5
(Across from Gasser's Landscaping)

TREE SERVICE

CABINETS & FLOORING

Kitchen Cabinets
108 S. Main St. • Cynthiana
Flooring, Cabinets & Granite
Open by appointment
Call Don Grose (859) 298-0005
HFC Cabinets, Inc. Cynthiana
Home Builders Association Member

COMPUTER SERVICE

Krazy Bytes LLC
COMPUTER SALES,
SERVICE AND REPAIR
JASON PALMER
(859) 588-9505
www.krazybytes.com
FREE ESTIMATES • HOUSE CALLS

HEATING & AIR COND.

A. R. GOLDEN Heating & Air Conditioning, LLC
Full Service & Replacement
859-595-5117
Financing Available
Accepting credit cards

LUMBER

Poindexter Lumber Company
WHEN BUILDING, CHECK WITH US!
208 E. Pleasant St., Cynthiana
859-234-2242
www.poindexterlumber.net

TIRE SERVICE

Cynthiana TIRE Service INC.
Complete Auto & Truck Service
New Lair Road
(Old RECC Grounds)
(859) 234-4371

Clifford Tree Services LLC
• Tree Trimming & Removal • Trimming from power lines
• Storm Clean-up • Fully Insured • References Available
• Free Estimates
Ben Clifford
859-234-6956

WIRING
Commercial/Residential

To Advertise Your Business Call
(859) 234-1035!

To Advertise Your Business Call
(859) 234-1035!

To Advertise Your Business Call
(859) 234-1035!

To Advertise Your Business Call
(859) 234-1035!

Pleasant Street Tire & Auto
Service like it used to be & service the way it ought to be.
New & used tires, oil changes, brakes & auto repairs
Complete computer diagnostic available.
401 W Pleasant St. • 234-1333 • Major credit cards accepted

Florence Electric
Residential • Commercial
Dwayne C. Florence • Cynthiana
(859) 234-4042 or 234-7541

February 2, 2022

RE: Blue Moon Solar Project Community Outreach


Dear Neighbor,

Recurrent Energy is proposing to develop and construct a 70 megawatt utility-scale solar facility in Harrison County, Kentucky. The project is being proposed in the vicinity of KY Highway 36 East and Ruddles Mill Road, as shown on the attached documents. As a neighbor to the solar project, **we want to invite you an informational session on August 25, 2021 from 6:00 p.m. to 8:00 p.m. at the Harrison County Cooperative Extension Office located at 668 New Lair Rd, Cynthiana, KY 41031 in the Big Meeting Room.** Enclosed is the project information packet which has been provided to neighbors adjacent to the project. A newspaper notice in the Cynthiana Democrat is also running with the project website information for the community.

At this informational session, you can expect to learn about utility-scale solar projects, Blue Moon Solar Facility specifics, and what to expect during construction and project operations. We would also like to take this opportunity to get to know our neighbors and introduce Recurrent Energy and the development team. In the meantime, please feel free to contact the project team at the contact information provided below. Your questions or concerns are welcome at any time.

Recurrent Energy recognizes our projects have a long-term presence in the communities where they are sited, and we value your input during this process.

Best regards,



Jayce Walker
Manager, Development

Phone: (859) 993-0077

Email: BlueMoon@RecurrentEnergy.com

Company Website: www.recurrentenergy.com

Project Website: recurrentenergy.com/bluemoon

Recurrent Energy
123 MISSION ST FL 18
SAN FRANCISCO CA 94105-1681

USPS CERTIFIED MAIL



9407 1118 9876 5844 5254 62

BRADLEY E. WIGLESWORTH
PO BOX 262
CYNTHIANA KY 41031-0262

\$4.28 US POSTAGE
FIRST-CLASS
Feb 03 2022
Mailed from ZIP 94105
1 oz First-Class Mail Letter

11923275



stamps
endicia

062S0012913542



Recurrent Energy
123 MISSION ST FL 18
SAN FRANCISCO CA 94105-1681

USPS CERTIFIED MAIL



9407 1118 9876 5844 5254 31

BRIAN L. GRAYSON
PO BOX 81
CYNTHIANA KY 41031-0081

\$4.28 US POSTAGE

FIRST-CLASS

Feb 03 2022

Mailed from ZIP 94105
1 oz First-Class Mail Letter

11923275



062S0012913542



Recurrent Energy
123 MISSION ST FL 18
SAN FRANCISCO CA 94105-1681

USPS CERTIFIED MAIL



9407 1118 9876 5844 5248 92

MSJ CONSTRUCTION COMPANY INC
PO BOX 457
CYNTHIANA KY 41031-0457



\$4.28 US POSTAGE
FIRST-CLASS
Feb 03 2022
Mailed from ZIP 94105
1 oz First-Class Mail Letter

11923275



062S0012913542

Recurrent Energy
123 MISSION ST FL 18
SAN FRANCISCO CA 94105-1681

USPS CERTIFIED MAIL




9414 8118 9876 5844 5257 13

MARGARET MCCLOSKEY
PO BOX 384
CYNTHIANA KY 41031-0384



\$6.13 US POSTAGE
FIRST-CLASS
Feb 03 2022
Mailed from ZIP 94105
1 oz First-Class Mail Letter

11923275



stamps
endicia

062S0012913542

Recurrent Energy
123 MISSION ST FL 18
SAN FRANCISCO CA 94105-1681

USPS CERTIFIED MAIL



9407 1118 9876 5844 5251 58

REBECCA L. SAURER
PO BOX 33
FISHERVILLE KY 40023-0033

\$4.28 US POSTAGE
FIRST-CLASS
Feb 03 2022
Mailed from ZIP 94105
1 oz First-Class Mail Letter

11923275



062S0012913542



NAME	Address1	FedEx	MAILING ADDRESS	City	State	Zip
ANDERSON GARY R & ROBIN J LEE-ANDER		775926057928	2136 KY HWY 36 E	CYNTHIANA	KY	41031
ARNOLD MARTHA LYNN		775926103026	1470 SHADYNOOK PIKE	CYNTHIANA	KY	41031-9236
ASHER JULIE & DAVID B		775926140649	597 STEFFE LANE	CYNTHIANA	KY	41031-
BATTE MARVIN T & VICTORIA S		775926188551	429 SHADYNOOK PK	CYNTHIANA	KY	41031
BENNETT JEFFREY D & JANET M		775926220054	2528 KY HWY 36 E	CYNTHIANA	KY	41031
BERRY ALLEN W & ANITA		775927490144	1800 SHADYNOOK PIKE	CYNTHIANA	KY	41031-9238
BOONE ONE LLC	% CAROLYN FERN	775927525223	289 GRIMES BATTERTON RD	PARIS	KY	40361
BRADFORD KEITH		775927552499	3012 KY HWY 392	CYNTHIANA	KY	41031
BRADFORD KENT S & MARY BETH		775927600428	858 KY HWY 1940	CYNTHIANA	KY	41031
BRADFORD KEVIN		775927628270	1654 KY HIGHWAY 392	CYNTHIANA	KY	41031
BRADFORD SUE & KEVIN DELL BRADFORD		775924657450	1912 KY HWY 392	CYNTHIANA	KY	41031
BREWER TAMMY & TROY JR		775927682553	1342 SHADYNOOK PK	CYNTHIANA	KY	41031
CARREL MARK L & MELANIE S		775927707447	535 SHADYNOOK PK	CYNTHIANA	KY	41031
CARTER GARY WAYNE & CAROLYN SUE		775927740630	923 KY HWY 1940	CYNTHIANA	KY	41031
CLYDE ELIZABETH M & JAMES S		775927770060	283 COOK PK	CYNTHIANA	KY	41031-
COLSON JOYCE		775927794891	750 KY HWY 392	CYNTHIANA	KY	41031-
COOK WILLIAM R & THERESA S		775927822597	430 HEDGES LN	CYNTHIANA	KY	41031
COOK WILLIAM R & THERESA S			430 HEDGES LN	CYNTHIANA	KY	41031-
CORBIN RICHARD A & BETTY SIX		775927847476	725 SHAW LANE	CYNTHIANA	KY	41031-7418
CRAYCRAFT STEVEN A & SHERRY S		775927931263	2974 KY HWY 36 E	CYNTHIANA	KY	41031-
CRAYCRAFT STEVEN A & SHERRY S &	STEVEN A II CRAYCRAFT		2974 KY HWY 36 E	CYNTHIANA	KY	41031-
CURTIS JOSHUA A & RACHEL R BARNES		775927968363	1402 KY HWY 1940	CYNTHIANA	KY	41031-
DAMPIER IRVIN L & MARTHA L		775927996617	690 SHADYNOOK PIKE	CYNTHIANA	KY	41031-9226
DAVIS CHARLES M & JUDITH B		775928034437	173 INDIAN WOODS TRAIL	CYNTHIANA	KY	41031
FLORENCE DONALD R		775928061783	2044 KY HWY 392	CYNTHIANA	KY	41031-9407
GASSER DONALD JR		775928087511	100 DELTA CT	CYNTHIANA	KY	41031
GRAYSON BRIAN L		775928113567	P O BOX 81	CYNTHIANA	KY	41031
GRINSTEAD FRANCES JANE & MALCOLM B		775928148586	136 MCKEE LN	CYNTHIANA	KY	41031
HALEY SARAH JANE		775928174411	855 KY HWY 1940	CYNTHIANA	KY	41031
HEMLOCK DANIEL D & KATIE A		775928203330	4400 KY HWY 36 E	CYNTHIANA	KY	41031
HOSTETLER MOSE L & ANNA M		775928231135	815 SHAW LN	CYNTHIANA	KY	41031
INGRAM SHEILA D		775928259767	317 INDIAN WOODS TRAIL	CYNTHIANA	KY	41031
ISHMAEL MARTY W		775928298786	122 JILL LN	CYNTHIANA	KY	41031-
KINSEY BRIAN S & JAMIE M		775928333141	390 JILL LANE	CYNTHIANA	KY	41031

LANDRUM TIMMY		775928360958	324 JILL LN	CYNTHIANA	KY	41031-
LEMONS STEPHEN JASON &	HEATHER LYNN N	775928644170	2783 OLD LAIR RD	CYNTHIANA	KY	41031
LEVI TERRY A & DONNA		775928672310	2109 RUTHLAND RD	CYNTHIANA	KY	41031-
LUCKY MONA SUE		775928703757	2718 OLD LAIR RD	CYNTHIANA	KY	41031
LUSBY L C & DONNA		775928744621	1050 US HWY 27 S STE 3	CYNTHIANA	KY	41031
MAGEE EDWARD JR EST		775930959056	380 KY HWY 1940	CYNTHIANA	KY	41031-9188
MAGEE EDWARD JR EST			380 KY HWY 1940	CYNTHIANA	KY	41031-9188
MAGEE EDWARD JR & JUDITH & JANET		775928817230, 775	380 KY HWY 1940	CYNTHIANA	KY	41031
MARTIN TEDDY T & SHEILA		775928882956	100 COLONY DR	CYNTHIANA	KY	41031
MCCLOSKEY MARGARET		775928935416	P O BOX 384	CYNTHIANA	KY	41031-0384
MCKEE FRANK T & DOROTHY J		775928997138	2829 MILLWOOD DRIVE	DALLAS	TX	75234
MCKEE JAMES O & SHIRLEY		775929027409	2871 OLD LAIR ROAD	CYNTHIANA	KY	41031
MCKEE JOHN IRREVOCABLE	SPECIAL NEEDS TR	775929059334	484 EALS LN	CYNTHIANA	KY	41031
MIDDEN RICHARD & MARIBETH		775929102864	579 SHADYNOOK PK	CYNTHIANA	KY	41031-
MOORE CHARLES KENNETH & MARY WAITS		775929145098	564 SHADYNOOK PIKE	CYNTHIANA	KY	41031-9224
MOORE CYNTHIA R & KEITH LANE		775929179545	2951 OLD LAIR RD	CYNTHIANA	KY	41031-
MOORE DAVID F & JUDITH CAROL MAGEE		775929284591	1205 SHADYNOOK PK	CYNTHIANA	KY	41031
MSJ CONSTRUCTION COMPANY INC		775929320365	P.O. BOX 457	CYNTHIANA	KY	41031-
NEACE ISAAC & ELIZABETH		775929350953	2821 OLD LAIR ROAD	CYNTHIANA	KY	41031-4638
OBRYAN RICK & ANITA		775929418184	490 SHAW LN	CYNTHIANA	KY	41031-
OWSLEY GINA		775930010392	29 STEFFE LN	CYNTHIANA	KY	41031-
PERRAUT LARRY T SR		775930040568	1116 KY HWY 1771	CYNTHIANA	KY	41031
RENO JOHN R & MARTHA		775930066579	865 SHADYNOOK PK	CYNTHIANA	KY	41031-
ROSE EDWARD & TRUDI		775930092348	1287 KY HWY 1940	CYNTHIANA	KY	41031
ROYALTY BRIAN & HEATHER G		775930115905	146 JILL LN	CYNTHIANA	KY	41031-
SANDERS MELANIE L & BOBBY L		775930141810	215 INDIAN WOODS TRAIL	CYNTHIANA	KY	41031-
SAURER REBECCA L		775930164969	P O BOX 33	FISHERVILLE	KY	40023
SIMPSON DREW & CARRIE		775930188977	182 JILL LN	CYNTHIANA	KY	41031-
SING CURTIS J		775930212405	107 BATTLE GROVE AVE	CYNTHIANA	KY	41031-
SPARKS WHITNEY BROOKE		775930237199	801 WAITS RD	CYNTHIANA	KY	41031
STINSON TERESA & TERRY &	JO ANNE & RICK V	775930266449	484 EALS LN	CYNTHIANA	KY	41031
STUBBS LINDA B		775930333016	198 JILL LN	CYNTHIANA	KY	41031
THOMAS BOBBY E & MARY LOU		775930369278	162 WINTERWOOD LN	CYNTHIANA	KY	41031-8776
TRIBBLE TERYL ELISABETH		775930395860	197 STEFFE LN	CYNTHIANA	KY	41031
TRIBBLE TERYL ELISABETH			197 STEFFE LN	CYNTHIANA	KY	41031

TRIBBLE TERYL ELIZABETH			197 STEFFE LN	CYNTHIANA	KY	41031-
VALLANDINGHAM WILLIAM T & JUNIE L		775930422294	292 JILL LANE	CYNTHIANA	KY	41031-
VELA ROBERT D & DAWN T	% AMOS J ROSE &	775930459913	116 CATHERINE ST	CARLISLE	KY	40311
WADE RACHEL P & TONY		775930488335	37 CHERRY LN	CYNTHIANA	KY	41031-
WHALEN BRADFORD M		775930518000	1375 SHADYNOOK PK	CYNTHIANA	KY	41031
WHITAKER CHAD LEVI		775930756420	801 WAITS RD	CYNTHIANA	KY	41031-
WHITAKER HELEN & KENNETH LEVI		775930781810	960 KY HWY 1940	CYNTHIANA	KY	41031-
WHITAKER KENNETH L & HELEN F			960 KY HWY 1940	CYNTHIANA	KY	41031-9184
WHITAKER KENNETH LEVI & HELEN F			960 KY HWY 1940	CYNTHIANA	KY	41031-
WIGLESWORTH BRADLEY E		775930810648	P O BOX 262	CYNTHIANA	KY	41031-
ZIMMERMAN KEN		775930833833	413 HEDGES LN	CYNTHIANA	KY	41031

EXHIBIT C

COMMONWEALTH OF KENTUCKY
BEFORE THE KENTUCKY STATE BOARD ON ELECTRIC GENERATION
AND TRANSMISSION SITING

In the Matter of:

Electronic Application of Blue Moon)
Energy LLC for Certificates of Construction)
for an approximately 70 Megawatt)
Merchant Electric Solar Generating Facility)
and Nonregulated Electric Transmission)
Line in Harrison Counties, Kentucky)

Case No.
2021-00414

Certification Required by KRS 278.706(2)(d)

Comes the Affiant, Spivey Paup, and hereby states as follows:

1. I am over the age of 18 and a resident of Texas.
2. I am the Managing Director of Development of Recurrent Energy, LLC, the direct parent company of Blue Moon Energy LLC.
3. I have conducted an inquiry into the facts contained in this Statement and have found them to be true to the best of my knowledge and belief.
4. I hereby certify that the proposed facility as planned and to be constructed in Harrison County, Kentucky will be in compliance with all local ordinances and regulations concerning noise control, and will be in compliance with any local planning and zoning ordinances.
5. Per the Zoning Ordinances for Cynthia, Harrison County, Table 2 of Article 23. Energy Solar System, the project has been designed to adhere to the setback requirements.

Signed this 25 day of January, 2022.

Blue Moon Energy LLC

By: _____

Name: Spivey Paup

Title: Vice President

EXHIBIT D

***Generation Interconnection
Feasibility Study Report***

For

***PJM Generation Interconnection Request
Queue Position AD2-048***

Cynthia-Headquarters 69 kV

July 2018

Preface

The intent of the feasibility study is to determine a plan, with ballpark cost and construction time estimates, to connect the subject generation to the PJM network at a location specified by the Interconnection Customer. The Interconnection Customer may request the interconnection of generation as a capacity resource or as an energy-only resource. As a requirement for interconnection, the Interconnection Customer may be responsible for the cost of constructing: (1) Direct Connections, which are new facilities and/or facilities upgrades needed to connect the generator to the PJM network, and (2) Network Upgrades, which are facility additions, or upgrades to existing facilities, that are needed to maintain the reliability of the PJM system.

In some instances a generator interconnection may not be responsible for 100% of the identified network upgrade cost because other transmission network uses, e.g. another generation interconnection, may also contribute to the need for the same network reinforcement. The possibility of sharing the reinforcement costs with other projects may be identified in the feasibility study, but the actual allocation will be deferred until the impact study is performed.

The Feasibility Study estimates do not include the feasibility, cost, or time required to obtain property rights and permits for construction of the required facilities. The project developer is responsible for the right of way, real estate, and construction permit issues. For properties currently owned by Transmission Owners, the costs may be included in the study.

General

Blue Moon Solar LLC, the Interconnection Customer (IC), has proposed a solar generating facility located in Harrison County, Kentucky. The installed facilities will have a total capability of 70 MW with 46.7 MW of this output being recognized by PJM as capacity. The proposed in-service date for this project is June 1, 2020. **This study does not imply a EKPC commitment to this in-service date.**

Point of Interconnection

AD2-048 will interconnect with the EKPC transmission system along the Cynthiana - Headquarters 69 kV line.

Cost Summary

The AD2-048 project will be responsible for the following costs:

Description	Total Cost
Attachment Facilities	\$ 250,000
Direct Connection Network Upgrades	\$ 2,700,000
Non Direct Connection Network Upgrades	\$ 100,000
Total Costs	\$ 3,050,000

In addition, the AD2-048 project may be responsible for a contribution to the following costs:

Description	Total Cost
New System Upgrades	\$ 1,350,000
Previously Identified Upgrades	\$ 32,400,000
Total Costs	\$ 33,750,000

Cost allocations for these upgrades will be provided in the System Impact Study Report.

Attachment Facilities

The total preliminary cost estimate for the Attachment Facilities work is given in the table below. These costs do not include CIAC Tax Gross-up.

Description	Total Cost
Install a 69 kV switch structure at the point of demarcation. Estimated Time: 18 months.	\$ 250,000
Total Direct Connection Facility Costs	\$ 250,000

Direct Connection Cost Estimate

The total preliminary cost estimate for the Direct Connection work is given in the table below. These costs do not include CIAC Tax Gross-up.

Description	Total Cost
Build 69kv switching station along the Cynthiana - Headquarters 69 kV line including associated transmission line work. Estimated Time: 18 months.	\$ 2,700,000
Total Direct Connection Facility Costs	\$ 2,700,000

Non-Direct Connection Cost Estimate

The total preliminary cost estimate for the Non-Direct Connection work is given in the table below. These costs do not include CIAC Tax Gross-up.

Description	Total Cost
Adjust remote, relaying, and metering settings at Cynthiana 69kV Sub.	\$ 50,000
Adjust remote, relaying, and metering settings at Headquarters 69kV Sub.	\$ 50,000
Total Non-Direct Connection Facility Costs	\$ 100,000

Interconnection Customer Requirements

1. An Interconnection Customer entering the New Services Queue on or after October 1, 2012 with a proposed new Customer Facility that has a Maximum Facility Output equal to or greater than 100 MW shall install and maintain, at its expense, phasor measurement units (PMUs). See Section 8.5.3 of Appendix 2 to the Interconnection Service Agreement as well as section 4.3 of PJM Manual 14D for additional information.
2. The Interconnection Customer may be required to install and/or pay for metering as necessary to properly track real time output of the facility as well as installing metering which shall be used for billing purposes. See Section 8 of Appendix 2 to the Interconnection Service Agreement as well as Section 4 of PJM Manual 14D for additional information.

Revenue Metering and SCADA Requirements

PJM Requirements

The Interconnection Customer will be required to install equipment necessary to provide Revenue Metering (KWH, KVARH) and real time data (KW, KVAR) for IC's generating Resource. See PJM Manuals M-01 and M-14D, and PJM Tariff Sections 24.1 and 24.2.

EKPC Requirements

The Interconnection Customer will be required to comply with all EKPC Revenue Metering Requirements for Generation Interconnection Customers. The Revenue Metering Requirements may be found within the "EKPC Facility Connection Requirements" document located at the following link:

<http://www.pjm.com/planning/design-engineering/to-tech-standards/ekpc.aspx>

Network Impacts

The Queue Project AD2-048 was evaluated as a 70.0 MW (Capacity 46.7 MW) injection at the tap of the Cynthiana - Headquarters 69 kV line in the EKPC area. Project AD2-048 was evaluated for compliance with applicable reliability planning criteria (PJM, NERC, NERC Regional Reliability Councils, and Transmission Owners). Project AD2-048 was studied with a commercial probability of 53%. Potential network impacts were as follows:

Summer Peak Analysis - 2021

Contingency Descriptions

The following contingencies resulted in overloads:

Contingency Name	Description
AEP_P1-2_#1027	CONTINGENCY 'AEP_P1-2_#1027' OPEN BRANCH FROM BUS 248000 TO BUS 324114 CKT 1 / 248000 06CLIFTY 345 324114 7TRIMBLE 345 1 END
AEP_P1-2_#363	CONTINGENCY 'AEP_P1-2_#363' OPEN BRANCH FROM BUS 243208 TO BUS 243209 CKT 1 / 243208 05JEFRSO 765 243209 05ROCKPT 765 1 END

Contingency Name	Description
AEP_P1-3_#8818	CONTINGENCY 'AEP_P1-3_#8818' OPEN BRANCH FROM BUS 242921 TO BUS 242924 CKT 1 / 242921 05CORN 765 242924 05HANG R 765 1 OPEN BRANCH FROM BUS 242921 TO BUS 242934 CKT 1 / 242921 05CORN 765 242934 05CORN 345 1 REMOVE UNIT 1A FROM BUS 247245 / 247245 05HRKG1A 18.0 REMOVE UNIT 1B FROM BUS 247246 / 247246 05HRKG1B 18.0 REMOVE UNIT 1S FROM BUS 247247 / 247247 05HRKG1S 18.0 REMOVE UNIT 2A FROM BUS 247248 / 247248 05HRKG2A 18.0 REMOVE UNIT 2B FROM BUS 247249 / 247249 05HRKG2B 18.0 REMOVE UNIT 2S FROM BUS 247250 / 247250 05HRKG2S 18.0 END
DAY_P4_L34553-1	CONTINGENCY 'DAY_P4_L34553-1' OPEN LINE FROM BUS 253077 TO BUS 342838 CKT 1 /* 09STUART 345 - 20SPURLK 345 /* BUS 342525 -> 342623. OPEN LINE FROM BUS 253077 TO BUS 253076 CKT 1 /* 09STUART 345 - 09STUART 138 END
DEO&K P1-* P2-1 RED BANK-SG-ZIMMER 4545	CONTINGENCY 'DEO&K P1-* P2-1 RED BANK-SG-ZIMMER 4545' OPEN BRANCH FROM BUS 249573 TO BUS 249577 CKT 1 OPEN BRANCH FROM BUS 249573 TO BUS 250097 CKT 1 OPEN BRANCH FROM BUS 249571 TO BUS 249573 CKT 1 END

Contingency Name	Description
<p>DEO&K P2-3/4 P4-* 1493_RED BANK</p>	<p>CONTINGENCY 'DEO&K P2-3/4 P4-* 1493_RED BANK'</p> <p>OPEN BRANCH FROM BUS 249571 TO BUS 249573 CKT 1</p> <p>OPEN BRANCH FROM BUS 249573 TO BUS 250097 CKT 1</p> <p>OPEN BRANCH FROM BUS 249573 TO BUS 249577 CKT 1</p> <p>OPEN BRANCH FROM BUS 249571 TO BUS 250092 CKT 1</p> <p>END</p>
<p>DEO&K P2-3/4 P4-* 816_SILVERGROVE</p>	<p>CONTINGENCY 'DEO&K P2-3/4 P4-* 816_SILVERGROVE'</p> <p>OPEN BRANCH FROM BUS 249573 TO BUS 250097 CKT 1</p> <p>OPEN BRANCH FROM BUS 249988 TO BUS 250097 CKT 1</p> <p>OPEN BRANCH FROM BUS 250042 TO BUS 250097 CKT 1</p> <p>OPEN BRANCH FROM BUS 250052 TO BUS 250097 CKT 1</p> <p>OPEN BRANCH FROM BUS 250053 TO BUS 250097 CKT 1</p> <p>OPEN BRANCH FROM BUS 249571 TO BUS 249573 CKT 1</p> <p>OPEN BRANCH FROM BUS 249573 TO BUS 249577 CKT 1</p> <p>END</p>
<p>DEO&K P7-1 CIRCUIT1883&4545REDB ANKSILGRVZIMMER</p>	<p>CONTINGENCY 'DEO&K P7-1 CIRCUIT1883&4545REDBANKSILGRVZIMMER'</p> <p>OPEN BRANCH FROM BUS 249989 TO BUS 250080 CKT 1</p> <p>OPEN BRANCH FROM BUS 250079 TO BUS 250080 CKT Z1</p> <p>OPEN BRANCH FROM BUS 250079 TO BUS 250092 CKT 1</p> <p>OPEN BRANCH FROM BUS 249573 TO BUS 249577 CKT 1</p> <p>OPEN BRANCH FROM BUS 249573 TO BUS 250097 CKT 1</p> <p>OPEN BRANCH FROM BUS 249571 TO BUS 249573 CKT 1</p> <p>END</p>

Contingency Name	Description
EKPC_P1-2_SPUR- STU345	CONTINGENCY 'EKPC_P1-2_SPUR-STU345' /* SPURLOCK - STUART OPEN BRANCH FROM BUS 253077 TO BUS 342838 CKT 1 /* 253077 09STUART 345.00 342838 7SPURLOCK 345.00 END
EKPC_P7-1_SPUR 345 DBL	CONTINGENCY 'EKPC_P7-1_SPUR 345 DBL' /* SPURLOCK - STUART 345 & SPURLOCK - MELDAHL 345 OPEN BRANCH FROM BUS 249581 TO BUS 342838 CKT 1 /* 249581 08MELDAL 345.00 342838 7SPURLOCK 345.00 OPEN BRANCH FROM BUS 253077 TO BUS 342838 CKT 1 /* 253077 09STUART 345.00 342838 7SPURLOCK 345.00 END

Generator Deliverability

(Single or N-1 contingencies for the Capacity portion only of the interconnection)

#	Contingency		Affected Area	Facility Description	Bus		Circuit	Power Flow	Loading %		Rating		MW Contribution	Ref
	Type	Name			From	To			Initial	Final	Type	MVA		
1	N-1	AEP_P1-2_#1027	EKPC - DAY	7SPURLOCK-09STUART 345 kV line	342838	253077	1	DC	99.67	100.56	ER	1374	12.04	

Note: Please see Attachment 3 for projects providing impacts to flowgate violations. The values in the Reference column correspond to the proper table in the Attachment.

Multiple Facility Contingency

(Double Circuit Tower Line, Fault with a Stuck Breaker, and Bus Fault contingencies for the full energy output)

None

Contribution to Previously Identified Overloads

(This project contributes to the following contingency overloads, i.e. "Network Impacts", identified for earlier generation or transmission interconnection projects in the PJM Queue)

#	Contingency		Affected Area	Facility Description	Bus		Circuit	Power Flow	Loading %		Rating		MW Contribution	Ref
	Type	Name			From	To			Initial	Final	Type	MVA		
2	DCTL	EKPC_P7-1_SPUR 345 DBL	AEP - AEP	05WLDCAT-05HILLSB 138 kV line	246946	243019	1	DC	141.65	143.13	ER	185	6.09	1
3	LFFB	DAY_P4_L 34553-1	AEP - AEP	05WLDCAT-05HILLSB 138 kV line	246946	243019	1	DC	114.21	115.34	ER	185	4.63	

#	Contingency		Affected Area	Facility Description	Bus		Circuit	Power Flow	Loading %		Rating		MW Contribution	Ref
	Type	Name			From	To			Initial	Final	Type	MVA		
4	N-1	AEP_P1-2_#363	LGEE - OVEC	7TRIMBLE-06CLIFTY 345 kV line	324114	248000	1	DC	190.5 6	190.8 5	ER	1370	3.93	2
5	Non	Non	LGEE - OVEC	7TRIMBLE-06CLIFTY 345 kV line	324114	248000	1	DC	136.1 7	136.5	NR	1134	3.78	
6	N-1	AEP_P1-3_#8818	LGEE - OVEC	7TRIMBLE-06CLIFTY 345 kV line	324114	248000	1	DC	114.0 7	114.3 5	ER	1370	3.78	
7	LFFB	DEO&K P2-3/4 P4- 816_SILVE RGROVE	EKPC - DAY	7SPURLOCK-09STUART 345 kV line	342838	253077	1	DC	107.7 5	108.3 9	ER	1374	18.77	3
8	LFFB	DEO&K P2-3/4 P4- 1493_RED BANK	EKPC - DAY	7SPURLOCK-09STUART 345 kV line	342838	253077	1	DC	107.6 6	108.2 9	ER	1374	18.72	
9	DCTL	DEO&K P7-1 CIRCUIT18 83&4545R EDBANKSI LGRVZIM MER	EKPC - DAY	7SPURLOCK-09STUART 345 kV line	342838	253077	1	DC	107.6	108.2 4	ER	1374	18.72	

Note: Please see Attachment 3 for projects providing impacts to flowgate violations. The values in the Reference column correspond to the proper table in the Attachment.

Short Circuit

(Summary of impacted circuit breakers)

None

Steady-State Voltage Requirements

(Summary of the VAR requirements based upon the results of the steady-state voltage studies)

Steady State Voltage Studies to be conducted during later study phases

Stability and Reactive Power Requirement for Low Voltage Ride Through

(Summary of the VAR requirements based upon the results of the dynamic studies)

Stability Studies to be conducted during later study phases

Affected System Analysis & Mitigation

LGEE Impacts:

LGEE Impacts to be determined during later study phases (as applicable).

MISO Impacts:

MISO Impacts to be determined during later study phases (as applicable).

Duke, Progress & TVA Impacts:

Duke Carolina, Progress, & TVA Impacts to be determined during later study phases (as applicable).

OVEC Impacts:

OVEC Impacts to be determined during later study phases (as applicable).

Winter Analysis - 2021

Winter Studies to be conducted during later study phases

Light Load Analysis - 2021

Light Load Studies to be conducted during later study phases

Potential Congestion due to Local Energy Deliverability

PJM also studied the delivery of the energy portion of this interconnection request. Any problems identified below are likely to result in operational restrictions to the project under study. The developer can proceed with network upgrades to eliminate the operational restriction at their discretion by submitting a Merchant Transmission Interconnection request.

Note: Only the most severely overloaded conditions are listed below. There is no guarantee of full delivery of energy for this project by fixing only the conditions listed in this section. With a Transmission Interconnection Request, a subsequent analysis will be performed which shall study all overload conditions associated with the overloaded element(s) identified.

#	Contingency		Affected Area	Facility Description	Bus			Power Flow	Loading %		Rating		MW Contribution	Ref
	Type	Name			From	To	Circuit		Initial	Final	Type	MVA		
10	N-1	EKPC_P1-2_SPUR-STU345	AEP - AEP	05WLDCAT-05HILLSB 138 kV line	246946	243019	1	DC	113.6 2	114.7 5	ER	185	4.64	
11	N-1	AEP_P1-2_#363	LGEE - OVEC	7TRIMBLE-06CLIFTY 345 kV line	324114	248000	1	DC	180.6 1	180.8	ER	1370	5.9	
12	Non	Non	LGEE - OVEC	7TRIMBLE-06CLIFTY 345 kV line	324114	248000	1	DC	138.1 2	138.3 4	NR	1134	5.67	
13	N-1	DEO&K P1-* P2-1 RED BANK-SG-ZIMMER 4545	EKPC - DAY	7SPURLOCK-09STUART 345 kV line	342838	253077	1	DC	107.5 9	108.2 3	ER	1374	18.72	

Overloads Identified by EKPC on the lower voltage system:

New System Reinforcements

(Upgrades required to mitigate reliability criteria violations, i.e. Network Impacts, initially caused by the addition of this project generation)

Violation #14

Monitored: Headquarters - Snow Hill 69kV (341602-342280)
Contingency: Cynthiana Tie - AD2-048 Tap 69kV (341377-936380)
Thermal Overload: 40.61 MVA (119.43%)
Project: Increase MOT of 3/0 conductor on Headquarters-Snow Hill 69kV line section to 212°F (3.8 miles)
New Ratings: 42/46/48 (N/LTE/LD)
Estimated Cost: \$250,000
Estimated Time: 12 months

Violation #15

Monitored: Snow Hill - Murphysville 69kV (342280-341923)
Contingency: Cynthiana Tie - AD2-048 Tap 69kV (341377-936380)
Thermal Overload: 36.62 MVA (107.70%)
Project: Increase MOT of 3/0 conductor on Snow Hill-Murphysville 69kV line section to 212°F (16.1 miles)
New Ratings: 42/46/48 (N/LTE/LD)
Estimated Cost: \$1,100,000
Estimated Time: 12 months

It should be noted that EKPC will complete an evaluation to determine if either of these line sections can be upgraded to an operating temperature of 212°F in the System Impact Study Report. If either line section has constraints that will make the upgrade unfeasible, EKPC would then recommend a rebuild of the line section. The estimated cost for the line rebuild of the Headquarters - Snow Hill 69 kV line section is \$3.2 Million and estimated time of 12 months. The estimated cost for the rebuild of the Snow Hill - Murphysville 69 kV line section is \$13.6 Million and estimated time of 30 months. EKPC would need to complete a LiDAR survey of each line section, and an initial design review to determine if the high temperature upgrade is possible on these line sections- which will be completed in the Impact Study Phase.

New System Reinforcements

(Upgrades required to mitigate reliability criteria violations, i.e. Network Impacts, initially caused by the addition of this project generation)

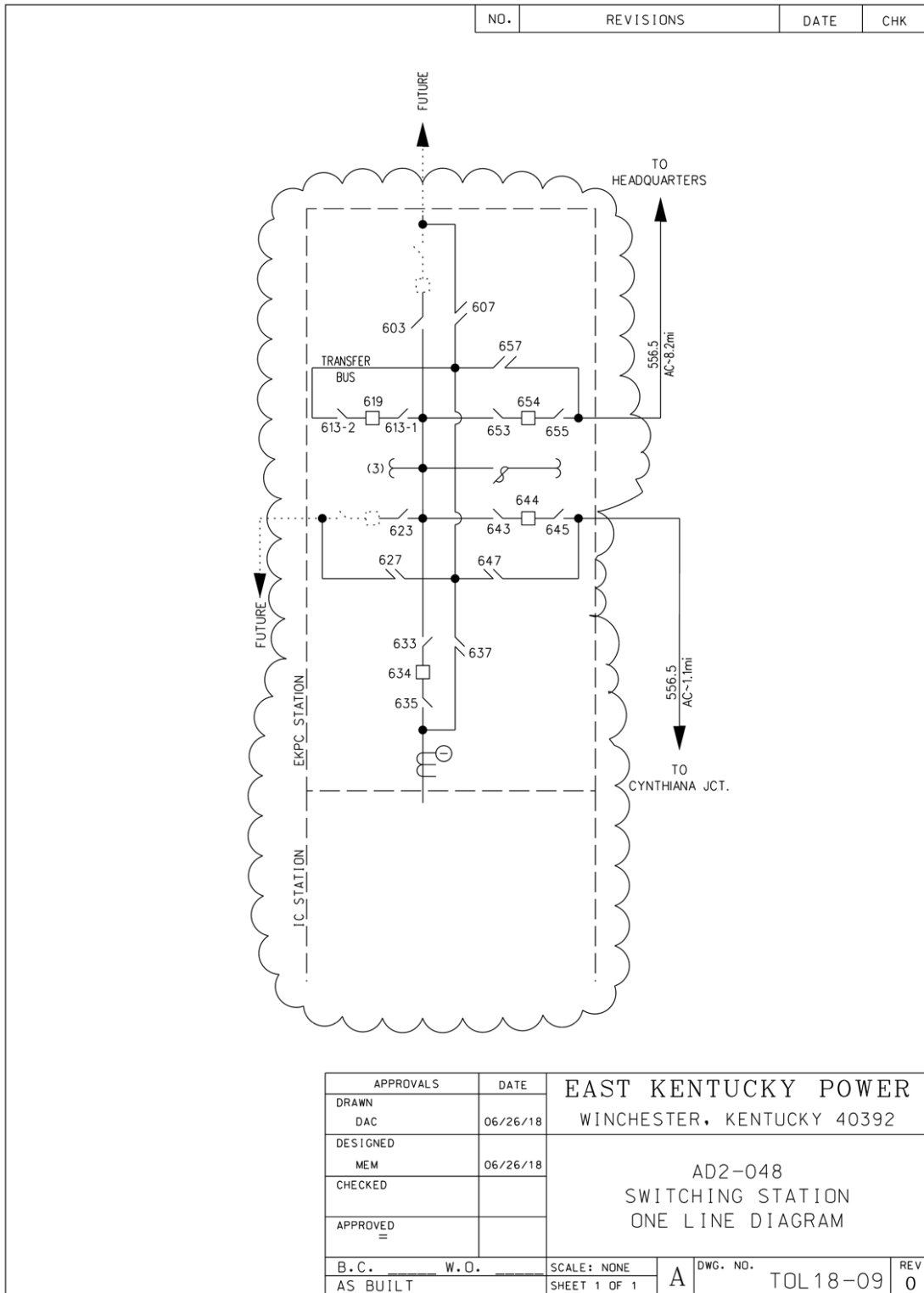
Violation #	Overloaded Facility	Upgrade Description	Network Upgrade Number	Upgrade Cost
#1, 7, 8, 9	7SPURLOCK-09STUART 345 kV line	<p>In order to mitigate the overloads of facilities above, the following reinforcements are required:</p> <ul style="list-style-type: none"> EKPC: Reconductor EKPC's portion of the Spurlock-Stuart 345kV line with 954 ACSS (PJM Upgrade Id: b2879.2). New EKPC ratings will be S/N: 1466 MVA, S/E: 1710 MVA. The scheduled in-service date is 12/31/2018. DAY: Replace wavetrap at the Stuart 345 kV substation – Already proposed as part of generation retirement project (PJM Upgrade Id: b2879.1). This upgrade is in-service as of 06/01/2018. <p>This reinforcement was identified as a baseline project; Therefore this project does not have cost responsibility for this upgrade, however it may be responsible for acceleration costs.</p>		\$ 0
14	Headquarters - Snow Hill 69kV	<p>In order to mitigate the overloads of facilities above, the following reinforcements are required:</p> <ul style="list-style-type: none"> Increase MOT of 3/0 conductor on Headquarters-Snow Hill 69kV line section to 212°F (3.8 miles) Estimated Cost: \$250,000 Estimated Time: 12 months 		\$ 250,000
15	Snow Hill - Murphysville 69kV	<p>In order to mitigate the overloads of facilities above, the following reinforcements are required:</p> <ul style="list-style-type: none"> Increase MOT of 3/0 conductor on Snow Hill-Murphysville 69kV line section to 212°F (16.1 miles) Estimated Cost: \$1,100,000 Estimated Time: 12 months 		\$ 1,100,000
Total New Network Upgrades				\$ 1,350,000

Contribution to Previously Identified System Reinforcements

(Overloads initially caused by prior Queue positions with additional contribution to overloading by this project. This project may have a % allocation cost responsibility which will be calculated and reported for the Impact Study)

Violation #	Overloaded Facility	Upgrade Description	Network Upgrade Number	Upgrade Cost
#2, 3	05WLDCAT-05HILLSB 138 kV line	<p>In order to mitigate the overloads of facilities above, the following reinforcements are required:</p> <ul style="list-style-type: none"> AEP: Rebuild / Reconductor 10 miles of conductor (Limiting Element: ACSR ~ 477 ~ 26/7 ~ HAWK - Conductor Section 1). Estimated Cost: \$15.0 million <p>The estimated schedule duration is 24 to 36 months</p>		\$ 15,000,000
#4, 5, 6	7TRIMBLE-06CLIFTY 345 kV line	<p>In order to mitigate the overloads of facilities above, the following reinforcements are required:</p> <ul style="list-style-type: none"> To relieve the Trimble – Clifty 345 kV line overload: LG&E upgrade is to reconductor the line with a high temperature conductor and upgrade any necessary terminal equipment to achieve expected ratings of 2610/2610 MVA SN/SE. <p>Cost estimate is \$17.4M with a time estimate of 18 months. PJM Network Upgrade N5469.</p>	N5469	\$ 17,400,000
Total New Network Upgrades				\$ 32,400,000

Attachment 1. Single Line Diagram



Attachment 2. Flowgate Details

Appendices

The following appendices contain additional information about each flowgate presented in the body of the report. For each appendix, a description of the flowgate and its contingency was included for convenience. However, the intent of the appendix section is to provide more information on which projects/generators have contributions to the flowgate in question. Although this information is not used "as is" for cost allocation purposes, it can be used to gage other generators impact.

It should be noted the generator contributions presented in the appendices sections are full contributions, whereas in the body of the report, those contributions take into consideration the commercial probability of each project.

Appendix 1

(AEP - AEP) The 05WLDCAT-05HILLSB 138 kV line (from bus 246946 to bus 243019 ckt 1) loads from 141.65% to 143.13% (**DC power flow**) of its emergency rating (185 MVA) for the tower line contingency outage of 'EKPC_P7-1_SPUR 345 DBL'. This project contributes approximately 6.09 MW to the thermal violation.

Bus Number	Bus Name	Full Contribution
932551	AC2-075 C	0.81
932552	AC2-075 E	0.4
936281	AD2-036 C	2.41
936282	AD2-036 E	1.2
936381	AD2-048 C	4.06
936382	AD2-048 E	2.03
LTF	CARR	0.07
LTF	CBM-S1	2.75
LTF	CBM-S2	0.81
LTF	CBM-W1	1.86
LTF	CBM-W2	9.54
LTF	CIN	0.98
LTF	CPLE	0.14
LTF	DEARBORN	0.12

Bus Number	Bus Name	Full Contribution
LTF	G-007	0.15
LTF	IPL	0.67
LTF	LGEE	0.87
LTF	MEC	1.62
LTF	O-066	0.95
LTF	RENSSELAER	0.05
LTF	ROSETON	0.38
LTF	WEC	0.15
916272	Z1-080 E	0.58
918802	AA1-099 E	0.38
925981	AC1-074 C	3.37
925982	AC1-074 E	1.44
926101	AC1-089 C	38.36
926102	AC1-089 E	62.59

Appendix 2

(LGEE - OVEC) The 7TRIMBLE-06CLIFTY 345 kV line (from bus 324114 to bus 248000 ckt 1) loads from 190.56% to 190.85% (**DC power flow**) of its emergency rating (1370 MVA) for the single line contingency outage of 'AEP_P1-2_#363'. This project contributes approximately 3.93 MW to the thermal violation.

Bus Number	Bus Name	Full Contribution
247287	05AND G3	0.76
243442	05RKG1	37.19
243443	05RKG2	36.63
342900	1COOPER1 G	2.98
342903	1COOPER2 G	5.78
342918	1JKCT 1G	2.34
342921	1JKCT 2G	2.34
342924	1JKCT 3G	2.34
342927	1JKCT 4G	1.55
342930	1JKCT 5G	1.54
342933	1JKCT 6G	1.55
342936	1JKCT 7G	1.55
342939	1JKCT 9G	1.59
342942	1JKCT 10G	1.59
342945	1LAUREL 1G	1.68
932551	AC2-075 C	1.08
933441	AC2-157 C	8.16
LTF	AD1-092	3.63
LTF	AD1-093	6.12
LTF	AD1-094	1.1
935011	AD1-134	8.34
935141	AD1-148	2.47
936281	AD2-036 C	3.24
936381	AD2-048 C	3.93
936571	AD2-072 C O1	12.29
936771	AD2-100 C	6.97
936821	AD2-105 C O1	3.75
936831	AD2-106 C O1	1.99
936841	AD2-107 C O1	1.29
LTF	CARR	0.33
LTF	CBM-S1	40.52
LTF	CBM-S2	6.89

Bus Number	Bus Name	Full Contribution
LTF	CBM-W1	21.42
LTF	CBM-W2	141.33
LTF	CIN	25.73
LTF	CLIFTY	95.03
LTF	CPL	1.18
LTF	DEARBORN	0.51
LTF	IPL	15.7
981181	J708	40.82
981521	J759	9.35
981531	J762	29.43
981571	J783	9.25
938311	J795	3.66
938731	J800	15.73
938861	J829	12.54
938921	J842 C	3.98
938931	J843 C	4.32
939021	J856	9.32
274650	KINCAID ;1U	5.91
274651	KINCAID ;2U	5.89
LTF	LGEE	19.02
LTF	MEC	21.85
LTF	RENSSELAER	0.26
LTF	ROSETON	1.87
LTF	WEC	1.74
900404	X3-028 C	161.12
LTF	Z1-043	8.38
930461	AB1-087	59.08
930471	AB1-088	59.08
LTF	AB2-013	5.1
927331	AC1-040 C	9.43
925981	AC1-074 C	4.53

Appendix 3

(EKPC - DAY) The 7SPURLOCK-09STUART 345 kV line (from bus 342838 to bus 253077 ckt 1) loads from 107.75% to 108.39% (**DC power flow**) of its emergency rating (1374 MVA) for the line fault with failed breaker contingency outage of 'DEO&K P2-3/4 P4-* 816_SILVERGROVE'. This project contributes approximately 18.77 MW to the thermal violation.

Bus Number	Bus Name	Full Contribution
251970	08MELDL1	2.61
251971	08MELDL2	2.61
251972	08MELDL3	2.62
251968	08ZIMRHP	51.51
342957	1SPURLK1G	26.81
342960	1SPURLK2G	51.09
342963	1SPURLK3G	26.85
342966	1SPURLK4G	26.85
932461	AC2-066 C	-3.77
932551	AC2-075 C	3.72
932552	AC2-075 E	1.83
935011	AD1-134	18.23
936281	AD2-036 C	11.11
936282	AD2-036 E	5.56
936381	AD2-048 C	12.52
936382	AD2-048 E	6.25
936571	AD2-072 C O1	10.16
936572	AD2-072 E O1	4.98
936821	AD2-105 C O1	4.71
936822	AD2-105 E O1	6.5
936831	AD2-106 C O1	2.95
936832	AD2-106 E O1	4.08
936841	AD2-107 C O1	2.31

Bus Number	Bus Name	Full Contribution
936842	AD2-107 E O1	3.18
LTF	CARR	0.54
LTF	CBM-S1	13.05
LTF	CBM-S2	3.14
LTF	CBM-W1	9.01
LTF	CBM-W2	48.66
LTF	CIN	6.29
LTF	CPL	0.44
LTF	DEARBORN	0.85
LTF	G-007	1.31
LTF	IPL	4.2
LTF	LGEE	4.1
LTF	MEC	8.31
LTF	O-066	8.43
LTF	RENSSELAER	0.42
LTF	ROSETON	3.06
LTF	WEC	0.77
925981	AC1-074 C	15.56
925982	AC1-074 E	6.67
926101	AC1-089 C	5.59
926102	AC1-089 E	9.12
926951	AC1-182	6.6

***Generation Interconnection
Revised System Impact Study Report***

For

***PJM Generation Interconnection Request
Queue Position AD2-048***

Cynthia-Headquarters 69 kV

September 2021

Preface

The intent of the System Impact Study is to determine a plan, with approximate cost and construction time estimates, to connect the subject generation interconnection project to the PJM network at a location specified by the Interconnection Customer. As a requirement for interconnection, the Interconnection Customer may be responsible for the cost of constructing: Network Upgrades, which are facility additions, or upgrades to existing facilities, that are needed to maintain the reliability of the PJM system. All facilities required for interconnection of a generation interconnection project must be designed to meet the technical specifications (on PJM web site) for the appropriate transmission owner.

In some instances an Interconnection Customer may not be responsible for 100% of the identified network upgrade cost because other transmission network uses, e.g. another generation interconnection or merchant transmission upgrade, may also contribute to the need for the same network reinforcement. The possibility of sharing the reinforcement costs with other projects may be identified in the Feasibility Study, but the actual allocation will be deferred until the System Impact Study is performed.

The System Impact Study estimates do not include the feasibility, cost, or time required to obtain property rights and permits for construction of the required facilities. The project developer is responsible for the right of way, real estate, and construction permit issues. For properties currently owned by Transmission Owners, the costs may be included in the study.

General

Blue Moon Solar LLC, the Interconnection Customer (IC), has proposed a solar generating facility located in Harrison County, Kentucky. The installed facilities will have a total capability of 70 MW with 46.7 MW of this output being recognized by PJM as capacity. The proposed in-service date for this project is June 1, 2020. **This study does not imply a EKPC commitment to this in-service date.**

Point of Interconnection

AD2-048 will interconnect with the EKPC transmission system along the Cynthiana - Headquarters 69 kV line.

Cost Summary

The AD2-048 project will be responsible for the following costs:

Description	Total Cost
Attachment Facilities	\$ 250,000
Direct Connection Network Upgrades	\$ 2,800,000
Non Direct Connection Network Upgrades	\$ 100,000
Allocation for New System Upgrades	\$ 1,350,000
Contribution for Previously Identified Upgrades	\$ 0
Total Costs	\$ 4,500,000

Attachment Facilities

The total preliminary cost estimate for the Attachment Facilities work is given in the table below. These costs do not include CIAC Tax Gross-up.

Description	Total Cost
Install a 69 kV switch structure at the point of demarcation. Estimated Time: 18 months.	\$ 250,000
Total Direct Connection Facility Costs	\$ 250,000

Direct Connection Cost Estimate

The total preliminary cost estimate for the Direct Connection work is given in the table below. These costs do not include CIAC Tax Gross-up.

Description	Total Cost
Build 69kv switching station along the Cynthiana - Headquarters 69 kV line including associated transmission line work. Estimated Time: 18 months.	\$ 2,800,000
Total Direct Connection Facility Costs	\$ 2,800,000

Non-Direct Connection Cost Estimate

The total preliminary cost estimate for the Non-Direct Connection work is given in the table below. These costs do not include CIAC Tax Gross-up.

Description	Total Cost
Adjust remote, relaying, and metering settings at Cynthiana 69kV Sub.	\$ 50,000
Adjust remote, relaying, and metering settings at Headquarters 69kV Sub.	\$ 50,000
Total Non-Direct Connection Facility Costs	\$ 100,000

Interconnection Customer Requirements

1. An Interconnection Customer entering the New Services Queue on or after October 1, 2012 with a proposed new Customer Facility that has a Maximum Facility Output equal to or greater than 100 MW shall install and maintain, at its expense, phasor measurement units (PMUs). See Section 8.5.3 of Appendix 2 to the Interconnection Service Agreement as well as section 4.3 of PJM Manual 14D for additional information.
2. The Interconnection Customer may be required to install and/or pay for metering as necessary to properly track real time output of the facility as well as installing metering which shall be used for billing purposes. See Section 8 of Appendix 2 to the

Interconnection Service Agreement as well as Section 4 of PJM Manual 14D for additional information.

Revenue Metering and SCADA Requirements

PJM Requirements

The Interconnection Customer will be required to install equipment necessary to provide Revenue Metering (KWH, KVARH) and real time data (KW, KVAR) for IC's generating Resource. See PJM Manuals M-01 and M-14D, and PJM Tariff Sections 24.1 and 24.2.

EKPC Requirements

The Interconnection Customer will be required to comply with all EKPC Revenue Metering Requirements for Generation Interconnection Customers. The Revenue Metering Requirements may be found within the "EKPC Facility Connection Requirements" document located at the following link:

<http://www.pjm.com/planning/design-engineering/to-tech-standards/ekpc.aspx>

Network Impacts

The Queue Project AD2-048 was evaluated as a 70.0 MW (Capacity 46.7 MW) injection into a tap of the Cynthia – Headquarters 69 kV line in the EKPC area. Project AD2-048 was evaluated for compliance with applicable reliability planning criteria (PJM, NERC, NERC Regional Reliability Councils, and Transmission Owners). Project AD2-048 was studied with a commercial probability of 100%. Potential network impacts were as follows:

Summer Peak Analysis - 2021

Generator Deliverability

(Single or N-1 contingencies for the Capacity portion only of the interconnection)

None

Multiple Facility Contingency

(Double Circuit Tower Line, Fault with a Stuck Breaker, and Bus Fault contingencies for the full energy output)

None

Contribution to Previously Identified Overloads

(This project contributes to the following contingency overloads, i.e. "Network Impacts", identified for earlier generation or transmission interconnection projects in the PJM Queue)

1. (AEP - AEP) The 05WLDCAT-05HILLSB 138 kV line (from bus 246946 to bus 243019 ckt 1) loads from 133.73% to 136.45% (AC power flow) of its emergency rating (185 MVA) for the tower line contingency outage of 'EKPC_P7-1_SPUR 345 DBL'. This project contributes approximately 5.92 MW to the thermal violation.

CONTINGENCY 'EKPC_P7-1_SPUR 345 DBL'	/* SPURLOCK -
STUART 345 & SPURLOCK - MELDAHL 345	
OPEN BRANCH FROM BUS 249581 TO BUS 342838 CKT 1	/* 249581
08MELDAL 345.00 342838 7SPURLOCK 345.00	
OPEN BRANCH FROM BUS 253077 TO BUS 342838 CKT 1	/* 253077
09STUART 345.00 342838 7SPURLOCK 345.00	
END	

Please refer to Appendix 1 for a table containing the generators having contribution to this flowgate.

2. (AEP - AEP) The 05WLDCAT-05HILLSB 138 kV line (from bus 246946 to bus 243019 ckt 1) loads from 110.27% to 112.33% (AC power flow) of its emergency rating (185 MVA) for the line fault with failed breaker contingency outage of 'DAY_P4_L34553-1'. This project contributes approximately 4.48 MW to the thermal violation.

CONTINGENCY 'DAY_P4_L34553-1'

OPEN LINE FROM BUS 253077 TO BUS 342838 CKT 1 /* 09STUART 345 -
20SPURLK 345 /* BUS 342525 -> 342623.

OPEN LINE FROM BUS 253077 TO BUS 253076 CKT 1 /* 09STUART 345 -
09STUART 138

END

3. (LGEE - OVEC) The 7TRIMBLE-06CLIFTY 345 kV line (from bus 324114 to bus 248000 ckt 1) loads from 193.16% to 193.49% (AC power flow) of its emergency rating (1370 MVA) for the single line contingency outage of 'AEP_P1-2_#363'. This project contributes approximately 3.96 MW to the thermal violation.

CONTINGENCY 'AEP_P1-2_#363'

OPEN BRANCH FROM BUS 243208 TO BUS 243209 CKT 1 / 243208 05JEFRSO
765 243209 05ROCKPT 765 1

END

Please refer to Appendix 2 for a table containing the generators having contribution to this flowgate.

4. (LGEE - OVEC) The 7TRIMBLE-06CLIFTY 345 kV line (from bus 324114 to bus 248000 ckt 1) loads from 135.54% to 135.9% (AC power flow) of its normal rating (1134 MVA) for non-contingency condition. This project contributes approximately 3.81 MW to the thermal violation.

5. (LGEE - OVEC) The 7TRIMBLE-06CLIFTY 345 kV line (from bus 324114 to bus 248000 ckt 1) loads from 117.89% to 118.19% (AC power flow) of its emergency rating (1370 MVA) for the single line contingency outage of 'AEP_P1-2_#4812'. This project contributes approximately 3.81 MW to the thermal violation.

CONTINGENCY 'AEP_P1-2_#4812'

OPEN BRANCH FROM BUS 242921 TO BUS 242924 CKT 1 / 242921 05CORNU
765 242924 05HANG R 765 1
END

TO Local Identified Overloads

1.

Monitored Line : Headquarters - Snow Hill 69kV (341602-342280)
Contingency: Cynthiana Tie - AD2-048 Tap 69kV (341377-936380)

Thermal Overload: 40.61 MVA (119.43%)

2.

Monitored Line: Snow Hill - Murphysville 69kV (342280-341923)
Contingency: Cynthiana Tie - AD2-048 Tap 69kV (341377-936380)

Thermal Overload: 36.62 MVA (107.70%)

Steady-State Voltage Requirements

(Results of the steady-state voltage studies should be inserted here)

None

Short Circuit

(Summary of impacted circuit breakers)

None

Affected System Analysis & Mitigation

LGEE Impacts:

LG&E has determined there are no LG&E system impacts.

MISO Impacts:

None.

Duke, Progress & TVA Impacts:

None

OVEC Impacts:

None

Delivery of Energy Portion of Interconnection Request

PJM also studied the delivery of the energy portion of this interconnection request. Any problems identified below are likely to result in operational restrictions to the project under study. The developer can proceed with network upgrades to eliminate the operational restriction at their discretion by submitting a Merchant Transmission Interconnection request.

Only the most severely overloaded conditions are listed. There is no guarantee of full delivery of energy for this project by fixing only the conditions listed in this section. With a Transmission Interconnection Request, a subsequent analysis will be performed, which will study all overload conditions associated with the overloaded element(s) identified.

1. (AEP - AEP) The 05WLDCAT-05HILLSB 138 kV line (from bus 246946 to bus 243019 ckt 1) loads from 114.07% to 116.13% (AC power flow) of its emergency rating (185 MVA) for the single line contingency outage of 'EKPC_P1-2_SPUR-STU345'. This project contributes approximately 4.49 MW to the thermal violation.

```
CONTINGENCY 'EKPC_P1-2_SPUR-STU345'                /* SPURLOCK - STUART
  OPEN BRANCH FROM BUS 253077 TO BUS 342838 CKT 1    /* 253077
09STUART 345.00 342838 7SPURLOCK 345.00
  END
```

2. (LGEE - OVEC) The 7TRIMBLE-06CLIFTY 345 kV line (from bus 324114 to bus 248000 ckt 1) loads from 179.25% to 179.64% (AC power flow) of its emergency rating (1370 MVA) for the single line contingency outage of 'AEP_P1-2_#363'. This project contributes approximately 5.94 MW to the thermal violation.

```
CONTINGENCY 'AEP_P1-2_#363'
  OPEN BRANCH FROM BUS 243208 TO BUS 243209 CKT 1    / 243208 05JEFRSO
765 243209 05ROCKPT 765 1
  END
```

3. (LGEE - OVEC) The 7TRIMBLE-06CLIFTY 345 kV line (from bus 324114 to bus 248000 ckt 1) loads from 137.39% to 137.83% (AC power flow) of its normal rating (1134 MVA) for non-contingency condition. This project contributes approximately 5.71 MW to the thermal violation.

Light Load Analysis

Not Applicable

Summer Peak Load Flow Analysis Reinforcements

New System Reinforcements

(Upgrades required to mitigate reliability criteria violations, i.e. Network Impacts, initially caused by the addition of this project generation)

1. To resolve the Headquarters – Snow Hill 69 kV overload:

Project: Increase MOT of 3/0 conductor on Headquarters-Snow Hill 69kV line section to 212°F (3.8 miles)

New Ratings: 42/46/48 (N/LTE/LD)

Estimated Cost: \$250,000

Estimated Time: 12 months

PJM Network Upgrade N5858

2. To resolve the Snow Hill – Murphysville 69 kV line:

Project: Increase MOT of 3/0 conductor on Snow Hill-Murphysville 69kV line section to 212°F (16.1 miles)

New Ratings: 42/46/48 (N/LTE/LD)

Estimated Cost: \$1,100,000

Estimated Time: 12 months

PJM Network Upgrade N5859

It should be noted that EKPC has not completed any evaluation to determine if either of these line sections can be upgraded to an operating temperature of 212°F. If either line section has constraints that will make the upgrade unfeasible, EKPC would then recommend a rebuild of the line section. The estimated cost for the line rebuild of the Headquarters - Snow Hill 69 kV line section is \$3.2 Million and estimated time of 12 months. The estimated cost for the rebuild of the Snow Hill - Murphysville 69 kV line section is \$13.6 Million and estimated time of 30 months. EKPC would need to complete

a LiDAR survey of each line section, and an initial design review to determine if the high temperature upgrade is possible on these line sections.

Contribution to Previously Identified System Reinforcements

(Overloads initially caused by prior Queue positions with additional contribution to overloading by this project. This project may have a % allocation cost responsibility which will be calculated and reported for the Impact Study)

(Summary form of Cost allocation for transmission lines and transformers will be inserted here if any)

1. To resolve the Wildcat – Hillsboro 138 kV line overloads:

The SE rating is 185 MVA and the upgrade is to perform a sag check for the ACSR ~ 477 ~ 26/7 ~ HAWK - Conductor Section 1 to determine if the line section can be operated above its emergency rating of 185 MVA. The result could prove that no additional upgrades are necessary, that some upgrades on the circuit are necessary, or that the entire 10.0 mile section of line would need to be rebuilt. An approximate time for the sag study is 6 to 12 months after signing an interconnection agreement. Estimated Cost is \$40K. PJM Network Upgrade N5472.

Queue Project AD2-048 presently does not receive cost allocation for this upgrade.

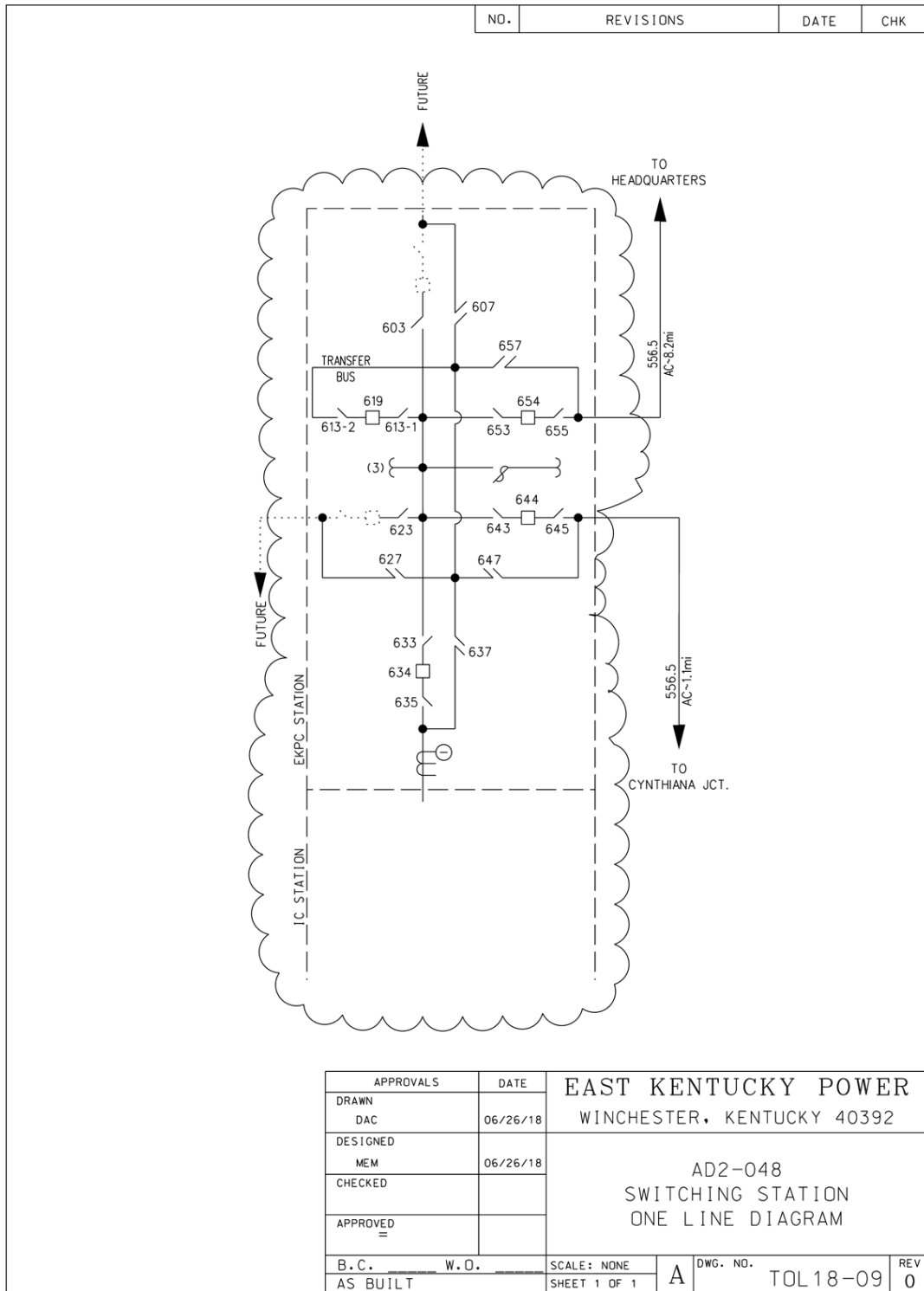
Note 1: as changes to the interconnection process occur, such as prior queued projects withdrawing from the queue, reducing in size, etc, Queue Project AD2-048 could receive cost allocation.

Note 2: Although Queue Project AD2-048 may not have cost responsibility for this upgrade, Queue Project AD2-048 may need this upgrade in-service to be deliverable to the PJM system. If Queue Project AD2-048 comes into service prior to completion of the upgrade, Queue Project AD2-048 will need an interim study.

2. To resolve the Trimble – Clifty 345 kv line overloads:

A potential constraint was identified by PJM on the Trimble – Clifty 345 kV line (LG&E/OVEC tie line). LG&E has concluded that there are no LG&E system impacts, including no LG&E upgrade required on the Trimble-Clifty 345 kV line.

Attachment 1. Single Line Diagram



Attachment 2. Flowgate Details

Appendices

The following appendices contain additional information about each flowgate presented in the body of the report. For each appendix, a description of the flowgate and its contingency was included for convenience. However, the intent of the appendix section is to provide more information on which projects/generators have contributions to the flowgate in question. All New Service Queue Requests, through the end of the Queue under study, that are contributors to a flowgate will be listed in the Appendices. Please note that there may be contributors that are subsequently queued after the queue under study that are not listed in the Appendices. Although this information is not used "as is" for cost allocation purposes, it can be used to gage the impact of other projects/generators.

It should be noted the project/generator MW contributions presented in the body of the report and appendices sections are full contributions, whereas the loading percentages reported in the body of the report, take into consideration the commercial probability of each project as well as the ramping impact of "Adder" contributions.

Appendix 1

(AEP - AEP) The 05WLDCAT-05HILLSB 138 kV line (from bus 246946 to bus 243019 ckt 1) loads from 133.73% to 136.45% (AC power flow) of its emergency rating (185 MVA) for the tower line contingency outage of 'EKPC_P7-1_SPUR 345 DBL'. This project contributes approximately 5.92 MW to the thermal violation.

CONTINGENCY 'EKPC_P7-1_SPUR 345 DBL' /* SPURLOCK -
 STUART 345 & SPURLOCK - MELDAHL 345
 OPEN BRANCH FROM BUS 249581 TO BUS 342838 CKT 1 /* 249581
 08MELDAL 345.00 342838 7SPURLOCK 345.00
 OPEN BRANCH FROM BUS 253077 TO BUS 342838 CKT 1 /* 253077
 09STUART 345.00 342838 7SPURLOCK 345.00
 END

Bus Number	Bus Name	Full Contribution
932551	AC2-075 C	0.81
932552	AC2-075 E	0.4
936281	AD2-036 C	2.41
936282	AD2-036 E	1.2
936381	AD2-048 C	3.95
936382	AD2-048 E	1.97
LTF	CARR	0.06
LTF	CBM-S1	2.75
LTF	CBM-S2	0.81
LTF	CBM-W1	1.91
LTF	CBM-W2	9.6
LTF	CIN	0.99
LTF	CPLE	0.14
LTF	DEARBORN	0.12
LTF	G-007	0.14
LTF	IPL	0.68
LTF	LGEE	0.87
LTF	MEC	1.64
LTF	O-066	0.93
LTF	RENSSELAER	0.05
LTF	WEC	0.15
916272	Z1-080 E	0.58
918802	AA1-099 E	0.38
925981	AC1-074 C	3.37
925982	AC1-074 E	1.44
926101	AC1-089 C	38.36
926102	AC1-089 E	62.59

Appendix 2

(LGEE - OVEC) The 7TRIMBLE-06CLIFTY 345 kV line (from bus 324114 to bus 248000 ckt 1) loads from 193.16% to 193.49% (AC power flow) of its emergency rating (1370 MVA) for the single line contingency outage of 'AEP_P1-2_#363'. This project contributes approximately 3.96 MW to the thermal violation.

CONTINGENCY 'AEP_P1-2_#363'

OPEN BRANCH FROM BUS 243208 TO BUS 243209 CKT 1 / 243208 05JEFRSO
765 243209 05ROCKPT 765 1
END

Bus Number	Bus Name	Full Contribution
247287	05AND G3	0.84
243442	05RKG1	40.89
243443	05RKG2	40.27
342900	1COOPER1 G	3.28
342903	1COOPER2 G	6.36
342918	1JKCT 1G	2.57
342921	1JKCT 2G	2.57
342924	1JKCT 3G	2.57
342927	1JKCT 4G	1.71
342930	1JKCT 5G	1.7
342933	1JKCT 6G	1.71
342936	1JKCT 7G	1.71
342939	1JKCT 9G	1.75
342942	1JKCT 10G	1.75
342945	1LAUREL 1G	1.85
932551	AC2-075 C	1.09
933441	AC2-157 C	8.17
935011	AD1-134	8.11
935141	AD1-148	2.48
936281	AD2-036 C	3.24
936381	AD2-048 C	3.96
936571	AD2-072 C O1	11.61
936771	AD2-100 C O1	6.98
936821	AD2-105 C O1	3.75
936831	AD2-106 C O1	2.
936841	AD2-107 C O1	1.29
LTF	CARR	0.32
LTF	CBM-S1	40.53
LTF	CBM-S2	6.92
LTF	CBM-W1	21.77

LTF	CBM-W2	141.51
LTF	CIN	25.76
LTF	CLIFTY	94.95
LTF	CPL	1.19
LTF	DEARBORN	0.5
LTF	IPL	15.71
981181	J708	40.83
981521	J759	9.26
981531	J762	29.44
981571	J783	9.26
938311	J795	3.67
938731	J800	15.73
938861	J829	12.54
938921	J842 C	3.98
938931	J843 C	4.32
939021	J856	9.33
274650	KINCAID ;1U	6.51
274651	KINCAID ;2U	6.49
LTF	LGEE	19.02
LTF	MEC	21.91
LTF	RENSSELAER	0.25
LTF	ROWAN 4479078	/* 35% REVERSE < 0.01
LTF	WEC	1.75
900404	X3-028 C	161.28
LTF	Z1-043	8.41
930461	AB1-087	59.14
930471	AB1-088	59.14
LTF	AB2-013	5.12
925981	AC1-074 C	4.54

Attachment 3. Dynamic Simulation Analysis

Executive Summary

Generator Interconnection Request AD2-048 is for a 70 MW Maximum Facility Output (MFO) solar facility. AD2-048 consists of 32 x 2.211 MW SMA Sunny Central 2500-US Solar Inverters with a Point of Interconnection (POI) tapping the Cynthiana Tie to Headquarters 69 kV line with a new interconnection switching station in Harrison County, Kentucky, in the East Kentucky Power Cooperative (EKPC) transmission system.

The power flow scenario for the analysis was based on the RTEP 2021 summer peak load case, modified to include applicable queue projects. AD2-048 has been dispatched online at maximum facility output, with approximately unity power factor at the high-side of the station transformer.

AD2-048 was tested for compliance with NERC, PJM, Transmission Owner and other applicable criteria. For this study, 40 contingencies were simulated, each with a 20 second simulation time period. Studied faults included:

- Steady-state operation (20 second simulation)
- Three-phase faults with normal clearing time
- Single-phase faults with a stuck breaker
- Single-phase faults placed at 80% of the line with delayed (Zone 2) clearing at remote line end because of primary communications/relaying failure

The 40 fault contingencies tested on the 2021 summer peak load case met the recovery criteria:

- The AD2-048 generators were able to ride through the faults except for faults where protective actions trip one or more generator(s).
- All generators maintained synchronism and any post-contingency oscillations are positively damped with a damping margin of at least 3%.
- All bus voltages recover to 0.7 p.u. within 2.5 seconds and the final voltage is within the range of 0.92 p.u. to 1.05 p.u. for buses other than 500 kV . The final voltages for 500 kV buses should be within 1.02 p.u. to 1.08 p.u.
- No transmission element trips, other than those either directly connected or designated to trip as a consequence of the fault.

The AD2-048 queue project met both the 0.95 leading and 0.95 lagging power factor.

TABLE OF CONTENTS

Executive Summary	1
1. Introduction.....	4
2. Description of Project	5
3. Power Flow and Dynamics Case Setup.....	11
4. Fault Cases.....	12
5. Evaluation Criteria	13
6. Summary of Results	14
Appendix A. PSS/E Slider Diagram	22
Appendix B. PSS/E Dynamic Model and IDEV File	40
Appendix C. Final Generation Dispatch Table.....	46
Attachment 1. Impact Study Data.....	33
Attachment 2. EKPC One-Line Diagram.....	33
Attachment 3. Plots from Dynamic Simulations	33

1. Introduction

Generator Interconnection Request AD2-048 is for a 70 MW Maximum Facility Output (MFO) solar facility. AD2-048 consists of 32 x 2.211 MW SMA Sunny Central 2500-US Solar Inverters with a Point of Interconnection (POI) tapping the Cynthiana Tie to Headquarters 69 kV line with a new interconnection switching station in Harrison County, Kentucky, in the East Kentucky Power Cooperative (EKPC) transmission system.

This analysis is effectively a screening study to determine whether the addition of AD2-048 will meet the dynamic requirements of the NERC, PJM and Transmission Owner reliability standards.

This report describes the following:

- A description of the AD2-048 project and how it is proposed to be connected to the grid
- A description of how the project is modeled in this study
- A description of the fault cases analyzed in this study
- A discussion of the results

2. Description of Project

AD2-048 consists of 32 x 2.211 MW SMA Sunny Central 2500-US Solar Inverters that are connected to 32 x 34.5/0.55 kV inverter based generator step up (GSU) transformers each with a rating of 2.5 MVA. The GSU transformers connect to a 69/34.5/13.8 kV main station transformer through a collector system equivalent, with a rating of 45/60/75 MVA. A 0.05 mile 69 kV generator tie connects the AD2-048 POI to the tap between Cynthiana and Headquarters 69 kV substations. Refer to Figure 1 for a one-line diagram of the generation.

Table 1 lists the parameters given in the impact study data and the corresponding parameters of the AD2-048 power flow model. The dynamic model for the AD2-048 plant is based on user written models for PSS/E with the parameters supplied by the developer.

Additional project details are provided in the following appendices and attachments:

- Appendix A: PSS/E slider diagram for AD2-048
- Appendix B: PSS/E power flow and dynamic model for AD2-048
- Attachment 1: System Impact Study data for AD2-048
- Attachment 2: Transmission one-line diagrams of the EKPC network in the vicinity of AD2-048

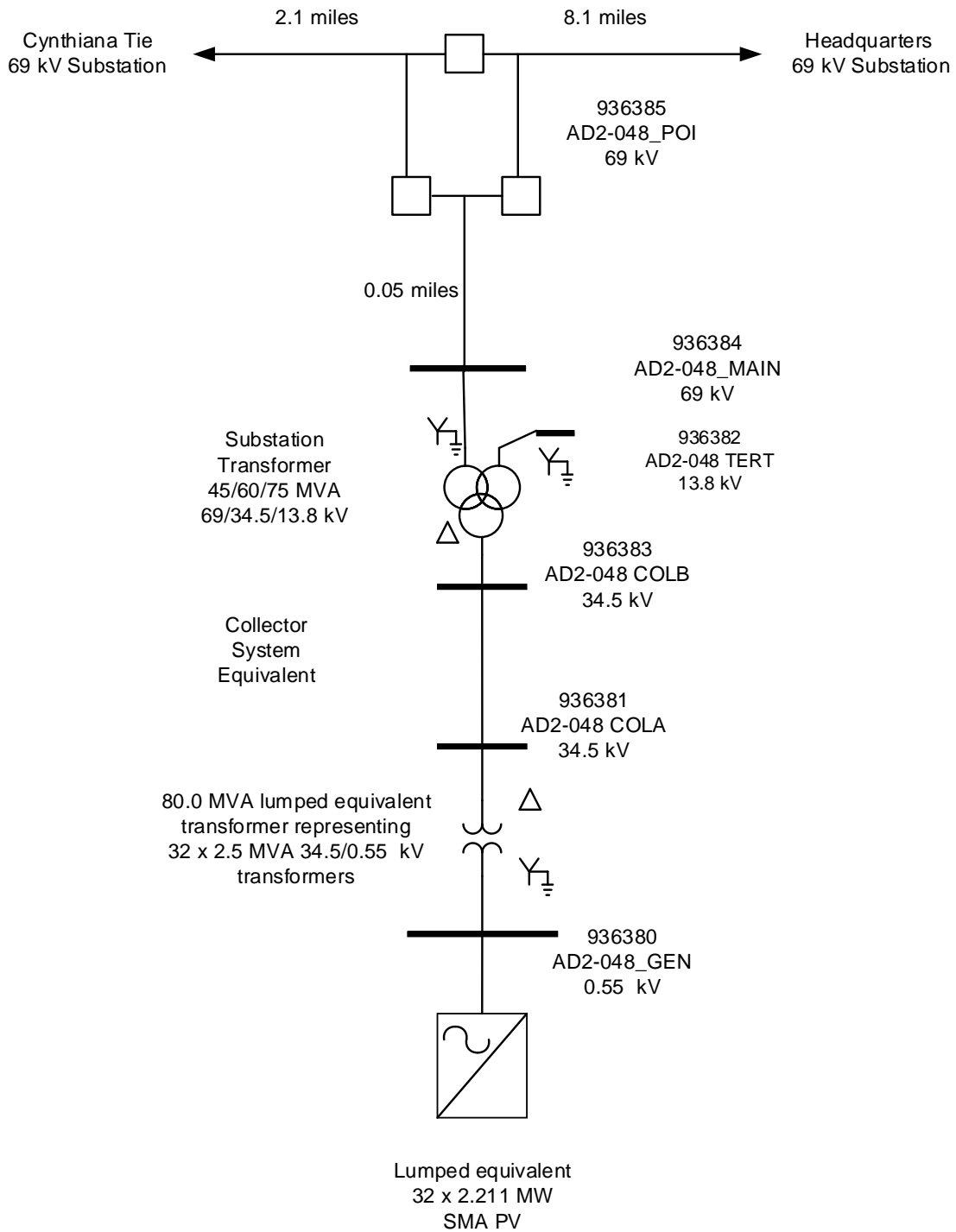


Figure 1: AD2-048 Plant Model.

Table 1: AD2-048 Plant Model

	Impact Study Data	Model
Solar Inverters Lumped Equivalent (PV)	<p>32 x 2.211 MW SMA Sunny Central 2500-US 2.5 MVA Solar Inverters</p> <p>MVA base = 2.5 MVA</p> <p>$V_t = 0.55$ kV</p> <p>Stator resistance = 0</p> <p>Saturated sub-transient reactance = 10000 p.u.</p>	<p>1 Lumped equivalent representing 32 x 2.211 MW SMA Sunny Central 2500-US 2.5 MVA Solar Inverters</p> <p>Pgen = 70.752 MW</p> <p>Pmax = 70.752 MW</p> <p>Pmin = 0 MW</p> <p>Qmax = 38.5 Mvar</p> <p>Qmin = - 38.5 Mvar</p> <p>Mbase = 80.0 MVA</p> <p>R = 0 p.u.</p> <p>X = 10000 p.u.</p>
Inverter Based Step-Up Transformer (T1)	<p>32 x 34.5/0.55 kV solar inverter step-up transformers</p> <p>Rating = 2.5 MVA</p> <p>Transformer MVA base = 2.5 MVA</p> <p>Impedance = 0.0045 + j0.067 p.u.</p> <p>Number of taps = N/A</p> <p>Tap step size = N/A</p>	<p>1 x Lumped equivalent representing 32 x 34.5/0.55 kV solar inverter step-up transformers</p> <p>Rating = 80.0 MVA</p> <p>Transformer MVA base = 80.0 MVA</p> <p>Impedance = 0.0045 + j0.067 p.u.</p> <p>Number of taps = N/A</p> <p>Tap step size = N/A</p>

	Impact Study Data	Model
Inverter Based Main Transformer (MPT-1)	<p>1 x 69/34.5/13.8 kV</p> <p>Rating = 45/60/75 MVA</p> <p>Transformer MVA base = 45 MVA</p> <p>Impedance: High to Low = 0.0019 + j 0.09 p.u. High to Tert = 0.0046 + j 0.1278 p.u. Low to Tert = 0.0032 + j 0.0252 p.u.</p> <p>Number of taps = N/A Tap step size = N/A</p>	<p>1 x 69/34.5/13.8 kV</p> <p>Rating = 45/60/75 MVA</p> <p>Transformer MVA base = 45 MVA</p> <p>Impedance: High to Low = 0.0019 + j 0.09 p.u. High to Tert = 0.0046 + j 0.1278 p.u. Low to Tert = 0.0032 + j 0.0252 p.u.</p> <p>Number of taps = N/A Tap step size = N/A</p>
Auxiliary Load (AX)	0.04 MW + 0.01 Mvar at low side of the GSU	0.04 MW + 0.01 Mvar at low side of the GSU (switched offline)
Station Load (SS)	0.01 MW + 0.002 Mvar at low side of the GSU	0.01 MW + 0.002 Mvar at low side of the GSU (switched offline)
Collector System Equivalent (Collector 1)	<p>34.5 kV line</p> <p>Impedance = 0.002640 + j0.002570 p.u.</p> <p>Charging susceptance = j0.009550 p.u.</p> <p>(Impedance on 100 MVA Base)</p>	<p>34.5 kV line</p> <p>Impedance = 0.002640 + j0.002570 p.u.</p> <p>Charging susceptance = j0.009550 p.u.</p> <p>(Impedance on 100 MVA Base)</p>
Attachment Line	<p>0.05 mile 69 kV line</p> <p>Impedance = 0.000490 + j0.003140 p.u.</p> <p>Charging susceptance = j0.000050 p.u.</p> <p>(Impedance on 100 MVA Base)</p>	<p>0.05 mile 69 kV line</p> <p>Impedance = 0.000490 + j0.003140 p.u.</p> <p>Charging susceptance = j0.000050 p.u.</p> <p>(Impedance on 100 MVA Base)</p>

2.1 Power Factor Assessment

A power factor assessment was performed for the AD2-048 project evaluating if the plant meets PJM's power factor requirement for a non-synchronous generator. PJM requires a non-synchronous generator to provide 0.95 lagging power factor and 0.95 leading power factor measured at the high side of the station transformer. The reactive capability curve shown in Figures 2 provided by SMA, was used to determine the reactive power for the plant. Table 2 summarizes the results for the power factor assessment for the AD2-048 queue project.

The AD2-048 queue project met both the 0.95 leading and 0.95 lagging power factor.

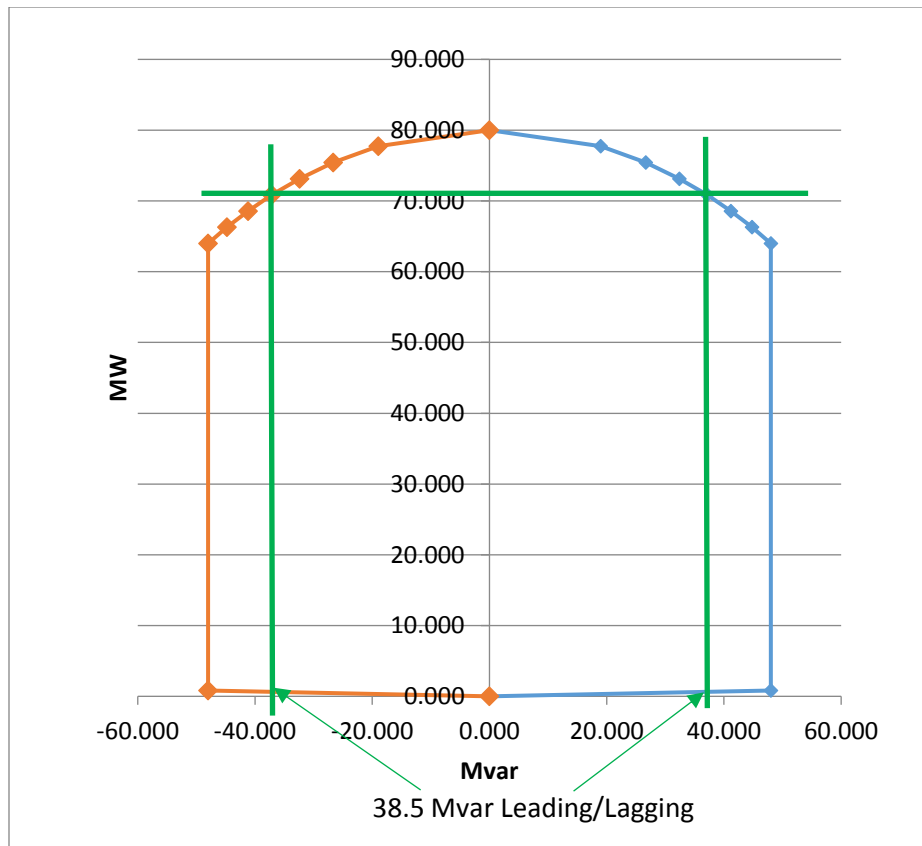


Figure 2: Reactive capability for the AD2-048 queue project with SMA Sunny Central 2500-US solar inverters.

Table 2: Power Factor Assessment for the AD2-048 Queue Project

Generator	MFO (MW)	Required Power Factor Range		Maximum Lagging (Mvar)	Minimum Leading (Mvar)
		Lagging	Leading		
AD2-048	70.00	0.95	0.95		
Total Reactive Power Required				23.01	-23.01
Reactive Power from Generator				Qmax	Qmin
				38.50	-38.50
Customer Planned Compensation				0	0
Reactive Power Losses				-12.55	-12.55
Total Available Reactive Power at High Side of Main Transformer				25.95	-51.05
Deficiency in Reactive Power				Meet	Meet

3. Power Flow and Dynamics Case Setup

The dynamic simulation analysis was performed using PSS/E Version 33.7.0.

The power flow scenario and fault cases for this study are based on PJM's Regional Transmission Planning Process¹.

The selected power flow scenario is the RTEP 2021 summer peak load case with the following modifications:

- Addition of all applicable queue projects prior to AD2-048
- Addition of the AD2-048 queue project
- Dispatch of units within 5 buses of the POI of the AD2-048 queue project
 - Generators set to their maximum power output
 - The reactive power output of each unit set near unity power factor at the high side of the station transformer

The AD2-048 initial conditions are listed in Table , indicating maximum power output, with approximately unity power factor at the highside of the station transformer.

Table 3: AD2-048 Machine Initial Conditions

Bus	Name	Unit	PGEN (MW)	QGEN (Mvar)	ETERM (p.u.)	POI Voltage (p.u.)
936380	AD2-048_GEN	1	70.75	7.45	1.0100	1.0233

Generation within the vicinity of AD2-048 (5 bus radius) has been dispatched online at maximum output (P_{MAX}). The dispatch of generation in the vicinity of AD2-048 is given in Appendix C.

¹ Manual 14B: PJM Region Transmission Planning Process, Rev 33, May 5 2016, Attachment G : PJM Stability, Short Circuit, and Special RTEP Practices and Procedures.

4. Fault Cases

Tables 5 through 8 list the contingencies that were studied, with representative worst case total clearing times provided by PJM. Each contingency was studied over a 20 second simulation time interval.

The studied contingencies include:

- Steady-state operation (20 second simulation)
- Three-phase faults with normal clearing time
- Single-phase faults with a stuck breaker
- Single-phase faults placed at 80% of the line with delayed (Zone 2) clearing at remote line end because of primary communications/relaying failure

Contingencies were created for the following buses:

- AD2-048 Tap 69 kV
- Renaker 69 kV
- AC1-074 Tap 138 kV
- Scott Co. 69 kV
- Bracken County 69 kV
- Murphysville 69 kV
- Dale Station 69 kV
- Headquarters 69 kV
- Renaker 138 kV

Clearing times were modeled based on PJM's "2017 Revised Clearing times for each PJM company" spreadsheet revision 20.

Attachment 2 contains one-line diagrams of the EKPC network in the vicinity of AD2-048, showing where faults were applied.

The positive sequence fault impedances for single-phase faults were modeled using a zero sequence to positive sequence impedance ratios of 0.5 for buses in the EKPC area derived from a separate short-circuit case. The ratio was applied to the positive sequence value in PSS/E and the single-phase fault impedance was calculated.

5. Evaluation Criteria

This study is focused on AD2-048, along with the rest of the PJM system, maintaining synchronism and having all states return to an acceptable new condition following the disturbance. The recovery criteria applicable to this study are as per PJM's Regional Transmission Planning Process and Transmission Owner criteria:

- The AD2-048 generators were able to ride through the faults except for faults where protective actions trip one or more generator(s).
- All generators maintained synchronism and any post-contingency oscillations are positively damped with a damping margin of at least 3%.
- All bus voltages recover to 0.7 p.u. within 2.5 seconds and the final voltage is within the range of 0.92 p.u. to 1.05 p.u. for buses other than 500 kV. The final voltages for 500 kV buses should be within 1.02 p.u. to 1.08 p.u.
- No transmission element trips, other than those either directly connected or designated to trip as a consequence of the fault.

6. Summary of Results

Plots from the dynamic simulations are provided in Attachment 3 with results summarized in Tables 5 through 8.

The 40 fault contingencies tested on the 2021 summer peak load case met the recovery criteria:

- The AD2-048 generators were able to ride through the faults except for faults where protective actions trip one or more generator(s).
- All generators maintained synchronism and any post-contingency oscillations are positively damped with a damping margin of at least 3%.
- All bus voltages recover to 0.7 p.u. within 2.5 seconds and the final voltage is within the range of 0.92 p.u. to 1.05 p.u. for buses other than 500 kV. The final voltages for 500 kV buses should be within 1.02 p.u. to 1.08 p.u.
- No transmission element trips, other than those either directly connected or designated to trip as a consequence of the fault.

The AD2-048 queue project met both the 0.95 leading and 0.95 lagging power factor.

No mitigation or system upgrades were identified to interconnect the AD2-048 generation. No additional costs associated with the addition of the AD2-048 were identified in the System Impact Study.

The reactive power output of the AD2-036, AC2-075, AC1-074 queue project was not settling to a steady state value. The three queue projects share a gen tie line, but the three units controlled different buses using the ICON M in the PVEU1 model. AD2-036, AC2-075 and AC1-074 were updated by changing ICON M in the PVEU1 model to the POI bus number, 925980, allowing the reactive power output to settle.

Changes were also made to Con J+22 in the PVEU1 model for the AD2-036, AC2-075, AC1-074 queue projects reducing the hard reactive current limit identified during the dynamic analysis performed for the AD2-036 queue project. Table 9 shows the updated hard reactive current limits Con J+22 in the PVEU1 Model. Note the Con J+22 values were changed to equal the Con J+7 QMX value.

Table 5: Steady-State Operation

Fault ID	Fault Description	AD2-048
SS.01	Steady State 20 sec (No Fault)	Stable

Table 6: Three-Phase Faults with Normal Clearing Time

Fault ID	Fault Description	Clearing Time (Cycles)	AD2-048
P1.01	Fault at AD2-048 Tap 69 kV on Cynthiana Jct. to Renaker circuit 1.	8	Stable
P1.02	Fault at AD2-048 Tap 69 kV on Headquarters circuit 1 and Headquarters 6.12 Mvar capacitor bank.	8	Stable
P1.03	Fault at Renaker 69 kV on Lees Lick to Penn to Scott Co. circuit 1.	8	Stable
P1.04	Fault at Renaker 69 kV on Colemansville to Four Oaks to Bracken County circuit 1.	8	Stable
P1.05	Fault at Renaker 69 kV on Cynthiana circuit 1.	8	Stable
P1.06	Fault at Renaker 69 kV on Renaker 138/69 kV Transformer #1	8	Stable
P1.07	Fault at Renaker 69 kV on 27 Mvar Capacitor Bank.	8	Stable
P1.08	Fault at Headquarters 69 kV on Snow Hill to Murphysville circuit 1.	8	Stable
P1.09	Fault at Headquarters 69 kV on Millerburg to Crane Ridge to Sideview to Reid Village to Miller Hunt to Hunt to Dale Station circuit 1.	8	Stable
P1.10	Fault at Renaker 138 kV on Spurlock circuit 1.	6	Stable
P1.11	Fault at Renaker 138 kV on Bavarian to Boone circuit 1.	6	Stable
P1.12	Fault at Renaker 138 kV on AC1-074 Tap circuit 1.	6	Stable
P1.13	Fault at AC1-074 Tap 138 kV on Jacksonville to Paris to Avon circuit 1.	6	Stable
P1.14	Fault at Bracken County 69 kV on Sharon toKenton circuit 1.	8	Stable
P1.15	Fault at Bracken County 69 kV on Griffin Jct. to Grants Lick to Stanley Parker circuit 1.	8	Stable
P1.16	Fault at Bracken County 69 kV on Carntown circuit 1.	8	Stable
P1.17	Fault at Murphysville 69 kV on Kenton circuit 1.	8	Stable

Fault ID	Fault Description	Clearing Time (Cycles)	AD2-048
P1.18	Fault at Murphysville 69 kV on Plumville circuit 1.	8	Stable
P1.19	Fault at Dale Station 69 kV on Dale Station 138/69 kV Transformer #1	8	Stable
P1.20	Fault at Dale Station 69 kV on to Newby to Toddville to Ballard to Hunt Farm circuit 1.	8	Stable
P1.21	Fault at Dale Station 69 kV on Lancaster to Garrard County circuit 1.	8	Stable
P1.22	Fault at Dale Station 69 kV on Hunt to J.K. Smith to Trapp to Hargett to Clay City to Hardwicks Creek to Powell County circuit 1.	8	Stable

Table 7: Single-Phase Faults with Stuck Breakers

Fault ID	Fault Description	Clearing Time Normal/Delayed (Cycles)	AD2-048
P4.01	Fault at AD2-048 Tap 69 kV on Headquarters circuit 1 and Headquarters 6.12 Mvar capacitor bank. Breaker A is stuck. Fault is cleared with loss of AD2-048 Tap to Cynthiana Jct. to Renaker 69 kV circuit 1. (Trips AD2-048 generator)	8/19	Stable
P4.02	Fault at AD2-048 Tap 69 kV on Cynthiana Jct. to Renaker circuit 1. Breaker A is stuck. Fault is cleared with loss of AD2-048 Tap to Headquarters 69 kV circuit 1 and Headquarters 6.12 Mvar capacitor bank. (Trips AD2-048 generator)	8/19	Stable
P4.03	Fault at AD2-048 Tap 69 kV on Cynthiana Jct. to Renaker circuit 1. Breaker B is stuck. Fault is cleared with loss of AD2-048 queue project. (Trips AD2-048 generator)	8/19	Stable
P4.04	Fault at AD2-048 Tap 69 kV on Headquarters circuit 1 and Headquarters 6.12 Mvar capacitor bank. Breaker C is stuck. Fault is cleared with loss of AD2-048 queue project. (Trips AD2-048 generation)	8/19	Stable

Fault ID	Fault Description	Clearing Time Normal/Delayed (Cycles)	AD2-048
P4.05	Fault at Renaker 69 kV on Colemansville to Four Oaks to Bracken County circuit 1. Breaker 624 is stuck. Fault is cleared with loss of Renaker to Lees Lick to Penn to Scott County 69 kV circuit 1, Renaker to AD2-048 Tap 69 kV circuit 1, Renaker 138/69 kV Transformer #1, Renaker 27 Mvar Capacitor Bank, and Renaker to Cythiana 69 kV circuit 1	8/19	Stable
P4.06	Fault at Renaker 69 kV on Lees Lick to Penn to Scott County circuit 1. Breaker 614 is stuck. Fault is cleared with loss of Renaker to Colemansville to Four Oaks to Bracken County 69 kV circuit 1, Renaker to AD2-048 Tap 69 kV circuit 1, Renaker 138/69 kV Transformer #1, Renaker 27 Mvar Capacitor Bank, and Renaker to Cythiana 69 kV circuit 1.	8/19	Stable
P4.07	Fault at Renaker 69 kV on Cythiana Jct. to AD2-048 Tap circuit 1. Breaker 604 is stuck. Fault is cleared with loss of Renaker to Colemansville to Four Oaks to Bracken County 69 kV circuit 1, Renaker to Lees Lick to Penn to Scott County 69 kV circuit 1, Renaker 138/69 kV Transformer #1, Renaker 27 Mvar Capacitor Bank, and Renaker to Cythiana 69 kV circuit 1.	8/19	Stable
P4.08	Fault at Renaker 69 kV on Cythiana circuit 1. Breaker 664 is stuck. Fault is cleared with loss of Renaker to Cythiana Jct. to AD2-048 Tap circuit 1, Renaker to Colemansville to Four Oaks to Bracken County 69 kV circuit 1, Renaker to Lees Lick to Penn to Scott County 69 kV circuit 1, Renaker 138/69 kV Transformer #1, and Renaker 27 Mvar Capacitor Bank.	8/19	Stable

Fault ID	Fault Description	Clearing Time Normal/Delayed (Cycles)	AD2-048
P4.09	Fault at Renaker 69 kV on 138/69 kV Transformer #1. Breaker 664 is stuck. Fault is cleared with loss of Renaker to Cythiana Jct. to AD2-048 Tap circuit 1, Renaker to Colemansville to Four Oaks to Bracken County 69 kV circuit 1, Renaker to Lees Lick to Penn to Scott County 69 kV circuit 1, Renaker to Cythiana circuit 1, and Renaker 27 Mvar Capacitor Bank.	8/19	Stable
P4.10	Fault at Renaker 69 kV on 27 Mvar Capacitor Bank. Breaker 664 is stuck. Fault is cleared with loss of Renaker to Cythiana Jct. to AD2-048 Tap circuit 1, Renaker to Colemansville to Four Oaks to Bracken County 69 kV circuit 1, Renaker to Lees Lick to Penn to Scott County 69 kV circuit 1, Renaker to Cythiana circuit 1, and Renaker 138/69 kV Transformer #1.	8/19	Stable
P4.11	Fault at Headquarters 69 kV on AD2-048 Tap circuit 1 and Headquarter 69 kV 6.16 Mvar capacitor bank. Breaker 614 is stuck. Fault is cleared with loss of Headquarters to Snow Hill to Murphysville 69 kV circuit 1, and Headquarters to Millerburg to Crane Ridge to Sideview to Reid Village to Miller Hunt to Hunt to Dale Station 69 kV circuit 1.	8/19	Stable

Fault ID	Fault Description	Clearing Time Normal/Delayed (Cycles)	AD2-048
P4.12	Fault at Headquarters 69 kV on Snow Hill to Murphysville circuit 1. Breaker 624 is stuck. Fault is cleared with loss of Headquarters to AD2-048 Tap 69 kV circuit 1, Headquarter 6.16 Mvar capacitor bank, and Headquarters to Millerburg to Crane Ridge to Sideview to Reid Village to Miller Hunt to Hunt to Dale Station 69 kV circuit 1.	8/19	Stable
P4.13	Fault at Headquarters 69 kV on Millerburg to Crane Ridge to Sideview to Reid Village to Miller Hunt to Hunt to Dale Station circuit 1. Breaker 644 is stuck. Fault is cleared with loss of Headquarters to AD2-048 Tap 69 kV circuit 1, Headquarters 6.12 Mvar capacitor bank, and Headquarters to Snow Hill to Murphysville 69 kV circuit 1.	8/19	Stable

Table 8: Single-Phase Faults with Delayed Clearing at Remote End

Fault ID	Fault Description	Clearing Time Normal/Delayed (Cycles)	AD2-048
P5.01	Fault at 80% of 69 kV line from AD2-048 Tap to Headquarters circuit 1. Delayed clearing at AD2-048 Tap and loss of Headquarters 6.12 Mvar capacitor bank.	8/45	Stable
P5.02	Fault at 80% of 69 kV line from Headquarters to AD2-048 Tap circuit 1. Delayed clearing at Headquarters and loss of Headquarters 6.12 Mvar capacitor bank.	8/45	Stable
P5.03	Fault at 80% of 69 kV line from AD2-048 to Cynthiana Jct. to Renaker circuit 1. Delayed clearing at AD2-048 Tap.	8/45	Stable
P5.04	Fault at 80% of 69 kV line from Renaker to Cynthiana Jct. to AD2-048 Tap circuit 1. Delayed clearing at Renaker.	8/45	Stable

Table 9: Updated Hard Reactive Current Limits for AD2-036, AC2-075, AC1-074

Queue Project	QMX (J+7)	Old Iqhl (J+22)	New Iqhl (J+22)
AC1-074	0.4150	1.0	0.4150
AC2-075	0.4150	1.0	0.4150
AD2-036	0.3777	1.0	0.3777

APPENDIX A
PSS/E ONE- LINE DIAGRAM

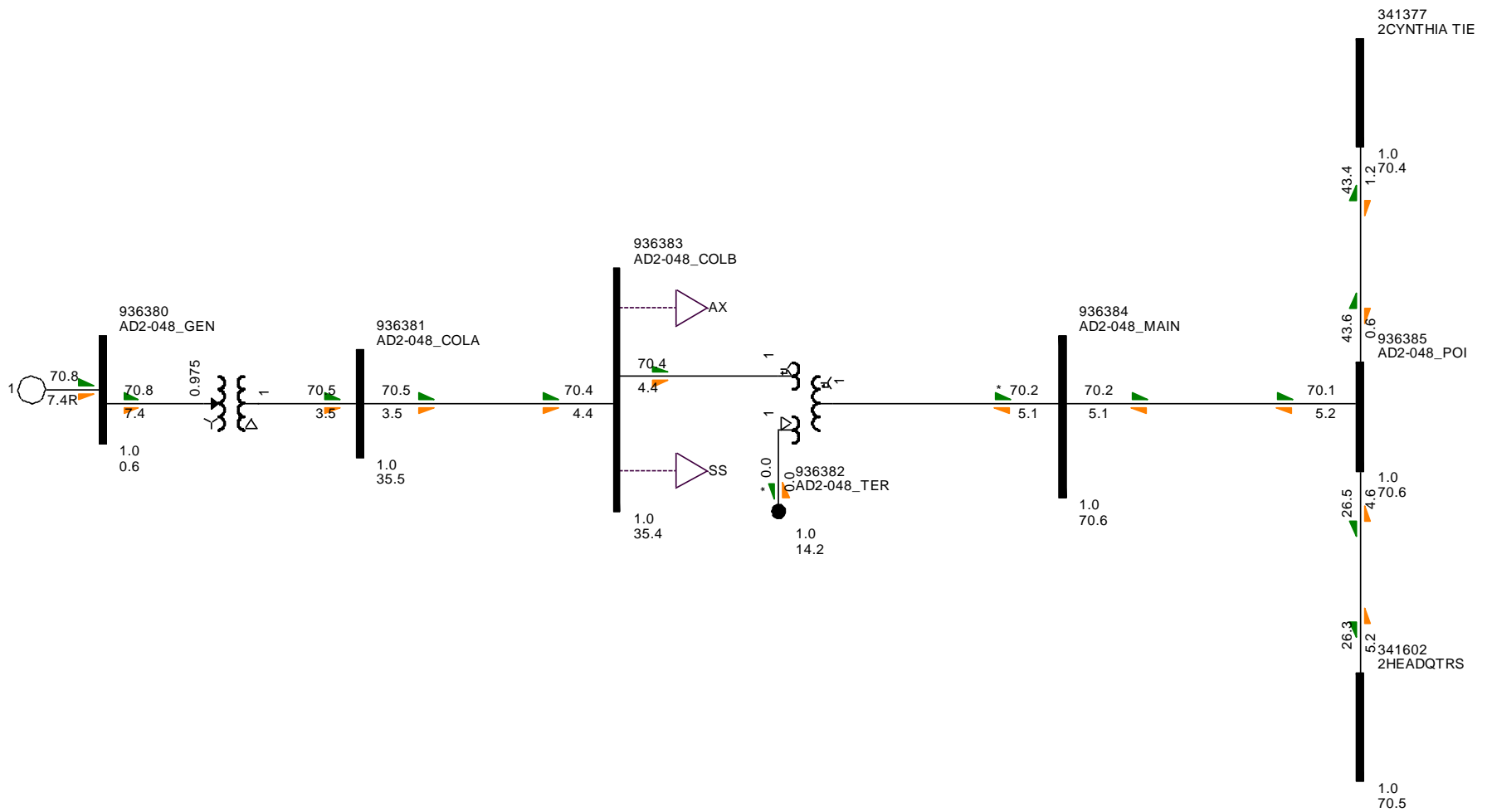


Figure A-2: PSS/E Slider Diagram for AD2-048.

APPENDIX B
PSS/E DYNAMIC MODEL AND IDEV FILE

/***/ Addition of AD2-048 Queue Project****/

BAT_PURGBRN 341377 341602 '1'

RDCH

1

936380,'AD2-048_GEN ', 0.5500,2, 320,1315, 340,1.01000,
22.0096,1.10000,0.90000,1.10000,0.90000

936381,'AD2-048_COLA', 34.5000,1, 320,1315, 340,1.02760,
18.8411,1.10000,0.90000,1.10000,0.90000

936382,'AD2-048_TER ', 13.8000,1, 320,1315, 340,1.02596,
19.2861,1.10000,0.90000,1.10000,0.90000

936383,'AD2-048_COLB', 34.5000,1, 320,1315, 340,1.02570,
18.7484,1.10000,0.90000,1.10000,0.90000

936384,'AD2-048_MAIN', 69.0000,1, 320,1315, 340,1.02347,
11.0547,1.10000,0.90000,1.10000,0.90000

936385,'AD2-048_POI ', 69.0000,1, 320,1315, 340,1.02329,
10.9328,1.10000,0.90000,1.10000,0.90000

0 / END OF BUS DATA, BEGIN LOAD DATA

936383,'AX',0, 320,1315, 0.040, 0.010, 0.000, 0.000, 0.000, 0.000, 340,1,0

936383,'SS',0, 320,1315, 0.010, 0.002, 0.000, 0.000, 0.000, 0.000, 340,1,0

0 / END OF LOAD DATA, BEGIN FIXED SHUNT DATA

0 / END OF FIXED SHUNT DATA, BEGIN GENERATOR DATA

936380,'1 ', 70.752, 7.448, 38.500, -38.500,1.01000, 0, 80.000, 0.00000E+0,
1.00000E+4, 0.00000E+0, 0.00000E+0,1.00000,1, 100.0, 70.752, 0.000, 340,1.0000

0 / END OF GENERATOR DATA, BEGIN BRANCH DATA

341377,936385,'1 ', 8.13717E-3, 3.24910E-2, 0.00051, 73.00, 76.00, 77.00, 0.00000,
0.00000, 0.00000, 0.00000,1,2, 1.96, 340,1.0000

341602,936385,'1 ', 3.13828E-2, 1.25309E-1, 0.00196, 73.00, 76.00, 77.00, 0.00000,
0.00000, 0.00000, 0.00000,1,1, 7.54, 340,1.0000

936381,936383,'1 ', 2.64000E-3, 2.57000E-3, 0.00955, 0.00, 0.00, 0.00, 0.00000,
0.00000, 0.00000, 0.00000,1,1, 0.00, 340,1.0000

936384,936385,'1 ', 4.90000E-4, 3.14000E-3, 0.00005, 0.00, 0.00, 0.00, 0.00000,
0.00000, 0.00000, 0.00000,1,1, 0.00, 340,1.0000

0 / END OF BRANCH DATA, BEGIN TRANSFORMER DATA

936380,936381, 0,'1',1,2,1, 0.00000E+0, 0.00000E+0,2,' ,1, 340,1.0000, 0,1.0000,
0,1.0000, 0,1.0000,'Yd1 ' '

4.50000E-3, 6.70000E-2, 80.00

0.97500, 0.000, 0.000, 0.00, 0.00, 0.00, 0, 0, 1.10000, 0.90000, 1.10000, 0.90000,
33, 0, 0.00000, 0.00000, 0.000

1.00000, 0.000

936384,936383,936382,'1',1,2,1, 0.00000E+0, 0.00000E+0,2,' ,1, 340,1.0000, 0,1.0000,
0,1.0000, 0,1.0000,'YN0yn0d1 ' '

1.90000E-3, 9.00000E-2, 45.00, 3.20000E-3, 2.52000E-2, 45.00, 4.60000E-3, 1.27800E-1,
45.00,1.02596, 19.2861

1.00000, 0.000, 0.000, 45.00, 60.00, 75.00, 0, 0, 1.10000, 0.90000, 1.10000, 0.90000,
33, 0, 0.00000, 0.00000, 0.000

1.00000, 0.000, 0.000, 45.00, 60.00, 75.00, 0, 0, 1.10000, 0.90000, 1.10000, 0.90000,
33, 0, 0.00000, 0.00000, 0.000

1.00000, 0.000, 0.000, 45.00, 60.00, 75.00, 0, 0, 1.10000, 0.90000, 1.10000, 0.90000,
33, 0, 0.00000, 0.00000, 0.000

0 / END OF TRANSFORMER DATA, BEGIN AREA DATA

320, 0, 0.000, 10.000,'EKPC ' '

0 / END OF AREA DATA, BEGIN TWO-TERMINAL DC DATA

0 / END OF TWO-TERMINAL DC DATA, BEGIN VSC DC LINE DATA

0 / END OF VSC DC LINE DATA, BEGIN IMPEDANCE CORRECTION DATA

0 / END OF IMPEDANCE CORRECTION DATA, BEGIN MULTI-TERMINAL DC DATA

0 / END OF MULTI-TERMINAL DC DATA, BEGIN MULTI-SECTION LINE DATA

0 / END OF MULTI-SECTION LINE DATA, BEGIN ZONE DATA

1315,'EKPC ' '

0 / END OF ZONE DATA, BEGIN INTER-AREA TRANSFER DATA

0 / END OF INTER-AREA TRANSFER DATA, BEGIN OWNER DATA

340,'EK NATIVE ' '

0 / END OF OWNER DATA, BEGIN FACTS DEVICE DATA

0 / END OF FACTS DEVICE DATA, BEGIN SWITCHED SHUNT DATA

0 / END OF SWITCHED SHUNT DATA, BEGIN GNE DATA

0 / END OF GNE DATA, BEGIN INDUCTION MACHINE DATA

0 / END OF INDUCTION MACHINE DATA

Q

/******

/** Project: AD2-048 - 70.0 MW MFO

/** POI: Tap on Roxbury – Greene 138 kV circuit

/** Inverter: SMA Sunny Central 2500-US inverters

/** Size: 32 x 2.211 MW Solar PV

/** PSSE Version 33

/******

936380 'USRMDL' 1 'SMAPPC18' 4 0 4 28 9 21 936384 936385 1 1

2 0.5 0.25 0.04 0.0 0.1 1.0 0.04 0

0 1 0 10 -0.001

0.1 1.0 0.04 0 1 0.2 0.2

0.8 0.91 0.915 1.09 1.085 0.3 1.0/

/ CtlMod KP_PF KI_PF PFXdcrTm PFDB KP_Vol KI_Vol VolXdcrTm VolDB

/ PFNomTot VolNomTot QNomTot VolDroop HybCtlTun

/ KP_P KI_P PXdcrTm PDB PNomTot QCommTm PCommTm

/ PFLim FRTThrLo1 FRTThrLo2 FRTThrHi1 FRTThrHi2 FRTHldTm

Reserved

936380 'USRMDL' 1 'SMASC131' 1 1 0 76 15 193

1.0 1.0 0.0 0.8 1.0 0.0 1.0 1.0 0.35

1.0 0.0 5.0 0.5 2.0

0.0 0.9 0.5 1.0 0.9 0.9

0.0 0.2 0.05 0.4

0.35 0.35 1.0 2.0 2.0 2.0 0.1 0.098 0.1 0.098 0.2 0.2

0.01 1.0 20.0 0.5 0.61 0.62 0.0 0.125 0.1

1.2 0.1 1.18 1.0 1.15 2.0 0.88 12.0 0.6 5.0 0.5 3.0

65.0 0.1 64.0 1.0 61.5 3.0 59.3 5.0 57.0 3.0 50.0 0.1

30.0 0.0 10.0 30.0 0.0 1.0 1.0/

/ PPrim PWNom QVArNom PFLIM PFPF PFPFExt QVArMod QoDEna
 QoDQMax
 / VArCtlVol_Volref VArCtlVol_VolDB VArCtlVol_VArGra
 VArCtlVol_VArMax VArCtlVol_VArTm
 / PFPFExtStr PFPFStr PFWStr PFPFExtStop PFPFStop PFWStop
 / WCtlHzMod PHzStr PHzStop PWGra
 / WGra VArGra DGSMOD DGSArGraNom DGSArGraNomHi
 DGSArGraNomLo DbVolNomMax DbVolNomMaxH DbVolNomMin DbVolNomMinH
 DGSqRcvrTm DGSNqRcvrTm
 / VArCmdFltTm FRTPreErrVena FRTPreErrTm FRTSwOffTm FRTThrshld1
 FRTThrshld2 VCtlCharEna VCtlCharTm VCtlCorTm
 / VCtlMax VCtlMaxTm VCtlhhLim VCtlhhLimTm VCtlhLim VCtlhLimTm
 VCtlILim VCtlILimTm VCtlILim VCtlILimTm VCtlMin VCtlMinTm
 / HzCtlMax HzCtlMaxTm HzCtlhhLim HzCtlhhLimTm HzCtlhLim
 HzCtlhLimTm HzCtlILim HzCtlILimTm HzCtlILim HzCtlILimTm HzCtlMin HzCtlMinTm
 / KPLL1 PLLFlag KPPLL2 KIPLL2 Reserved Reserved GenTrpFlag

/*****

/*** Project: AD2-048 ends

/*****

APPENDIX C
FINAL GENERATION DISPATCH TABLE

Table C-1: Generation Dispatch for System Impact Study of AD2-048

Ref. No.	Bus Number	Bus Name	Voltage (kV)	Id	Area Num.	Area Name	In Serv.	PGen (MW)	PMax (MW)	PMin (MW)	Qgen (Mvar)	Qmax (Mvar)	Qmin (Mvar)
1	248005	06KYGER	345	1	206	OVEC	1	72.59	72.59	22.2	10.07	20.28	-22.64
2	248005	06KYGER	345	2	206	OVEC	1	72.59	72.59	22.2	10.07	20.28	-22.64
3	248005	06KYGER	345	3	206	OVEC	1	72.59	72.59	22.2	10.07	20.28	-22.64
4	248005	06KYGER	345	4	206	OVEC	1	72.59	72.59	22.2	10.07	20.28	-22.64
5	248005	06KYGER	345	5	206	OVEC	1	72.59	72.59	22.2	10.07	20.28	-22.64
6	248005	06KYGER	345	6	206	OVEC	1	123.61	123.61	37.8	17.15	34.52	-38.56
7	248005	06KYGER	345	7	206	OVEC	1	123.61	123.61	37.8	17.15	34.52	-38.56
8	248005	06KYGER	345	8	206	OVEC	1	123.61	123.61	37.8	17.15	34.52	-38.56
9	248005	06KYGER	345	9	206	OVEC	1	123.61	123.61	37.8	17.15	34.52	-38.56
10	248005	06KYGER	345	A	206	OVEC	1	123.61	123.61	37.8	17.15	34.52	-38.56
11	253038	09KILLEN	345	2	209	DAY	1	612	612	230	199.00	199.00	-63.00
12	253038	09KILLEN	345	3	209	DAY	1	18	18	15.66	18.00	18.00	-10.20
13	253077	09STUART	345	1	209	DAY	1	580.6	580.6	300	-0.75	280.00	-17.00
14	253077	09STUART	345	2	209	DAY	1	580	580	300	-0.75	280.00	-30.00
15	253077	09STUART	345	3	209	DAY	1	580.4	580.4	300	8.00	280.00	8.00
16	253077	09STUART	345	4	209	DAY	1	577	577	300	-0.75	280.00	-30.00

Ref. No.	Bus Number	Bus Name	Voltage (kV)	Id	Area Num.	Area Name	In Serv.	PGen (MW)	PMax (MW)	PMin (MW)	Qgen (Mvar)	Qmax (Mvar)	Qmin (Mvar)
17	253077	09STUART	345	5	209	DAY	1	9.2	9.2	0	-0.01	8.80	-5.20
18	324918	1JKCT 1G	13.8	1	320	EKPC	1	110	110	0	-3.56	78.00	-60.30
19	342921	1JKCT 2G	13.8	1	320	EKPC	1	110	110	0	-3.63	78.00	-60.30
20	342924	1JKCT 3G	13.8	1	320	EKPC	1	110	110	0	-3.65	78.00	-60.30
21	342927	1JKCT 4G	13.8	1	320	EKPC	1	73	73	0	17.41	40.00	-34.45
22	342930	1JKCT 5G	13.8	1	320	EKPC	1	72.6	72.6	0	17.42	40.00	-34.45
23	342933	1JKCT 6G	13.8	1	320	EKPC	1	73	73	0	16.70	72.50	-42.70
24	342936	1JKCT 7G	13.8	1	320	EKPC	1	73	73	0	16.66	72.50	-42.70
25	342939	1JKCT 9G	13.8	1	320	EKPC	1	76	76	0	38.52	41.80	-76.00
26	342942	1JKCT 10G	13.8	1	320	EKPC	1	76	76	0	38.88	41.80	-76.00
27	342957	1SPURLK1G	22	1	320	EKPC	1	300	300	100	98.38	175.00	-142.00
28	342960	1SPURLK2G	22	1	320	EKPC	1	510	510	210	182.68	290.00	-227.00
29	342963	1SPURLK3G	18	1	320	EKPC	1	268	268	80	106.94	268.00	-138.20
30	342966	1SPURLK4G	18	1	320	EKPC	1	268	268	80	106.94	268.00	-138.20
31	925984	AC1-074 GEN	0.6	1	320	EKPC	1	82.5	82.5	0	4.58	33.65	-33.65
32	926063	AC1-085 GENA	0.6	1	209	DAY	1	200	200	0	34.78	81.40	-81.40
33	926065	AC1-085 GENB	0.6	1	209	DAY	1	200	200	0	34.78	81.40	-81.40
34	931183	AB1-169 CT1	25	1	209	DAY	1	341	341	0	87.29	165.63	-112.41

Ref. No.	Bus Number	Bus Name	Voltage (kV)	Id	Area Num.	Area Name	In Serv.	PGen (MW)	PMax (MW)	PMin (MW)	Qgen (Mvar)	Qmax (Mvar)	Qmin (Mvar)
35	931184	AB1-169 ST1	25	1	209	DAY	1	243.6	243.6	0	100.39	300.00	-177.00
36	931185	AB1-169 CT2	25	1	209	DAY	1	341	341	0	87.29	165.63	-112.41
37	931186	AB1-169 ST2	25	1	209	DAY	1	243.6	243.6	0	100.39	300.00	-177.00
38	932553	AC2-075 GEN1	0.6	1	320	EKPC	1	20.7	20.7	0	4.58	6.83	-6.83
39	936282	AD2-036 GEN	0.6	1	320	EKPC	1	61.25	61.25	0	4.58	25.50	-25.50
40	936380	AD2-048_GEN	0.55	1	320	EKPC	1	70.75	70.75	0	7.45	38.50	-38.50

Attachment 1. Impact Study Data

Attachment 2. EKPC One Line Diagram

Attachment 3. Plots from Dynamic Simulations

EXHIBIT E

BLUE MOON SOLAR

ECONOMIC & FISCAL CONTRIBUTION TO HARRISON COUNTY & THE STATE OF KENTUCKY



Prepared for

**RECURRENT
ENERGY**

A subsidiary of Canadian Solar



4201 DOMINION BOULEVARD, SUITE 114
GLEN ALLEN, VIRGINIA 23060
804-346-8446

OCTOBER 2021

MANGUMECONOMICS.COM



About Mangum Economics, LLC

Mangum Economics, LLC is a Richmond, Virginia based firm that specializes in producing objective economic, quantitative, and qualitative analysis in support of strategic decision making. Much of our recent work relates to IT & Telecom Infrastructure (data centers, terrestrial and subsea fiber), Renewable Energy, and Economic Development. Examples of typical studies include:

POLICY ANALYSIS

Identify the intended and, more importantly, unintended consequences of proposed legislation and other policy initiatives.

ECONOMIC IMPACT ASSESSMENTS AND RETURN ON INVESTMENT ANALYSES

Measure the economic contribution that businesses and other enterprises make to their localities.

WORKFORCE ANALYSIS

Project the demand for, and supply of, qualified workers.

CLUSTER ANALYSIS

Use occupation and industry clusters to illuminate regional workforce and industry strengths and identify connections between the two.

The Project Team

Martina Arel, M.B.A.

Research Director –

Economic Development and Renewable Energy

A. Fletcher Mangum, Ph.D.

Founder and CEO



Table of Contents

Executive Summary.....	2
Introduction	6
The Project.....	6
Electricity Production in Kentucky	6
Overall Market	6
Sources of Production.....	7
Impact on the Environment.....	9
Local Economic Profile	10
Total Employment.....	10
Employment and Wages by Major Industry Sector	12
Unemployment	16
Economic and Fiscal Impact.....	17
Method	17
Construction Phase	18
Assumptions.....	18
Results – Harrison County.....	18
Results – Kentucky Statewide	19
Ongoing Operations Phase	20
Economic Impact Assumptions.....	20
Results – Harrison County.....	20
Results – Kentucky Statewide	20
Fiscal Impact Assumptions.....	21
Fiscal Impact Results	22
Total Fiscal Impact	28
Current Agricultural Use	29

Executive Summary

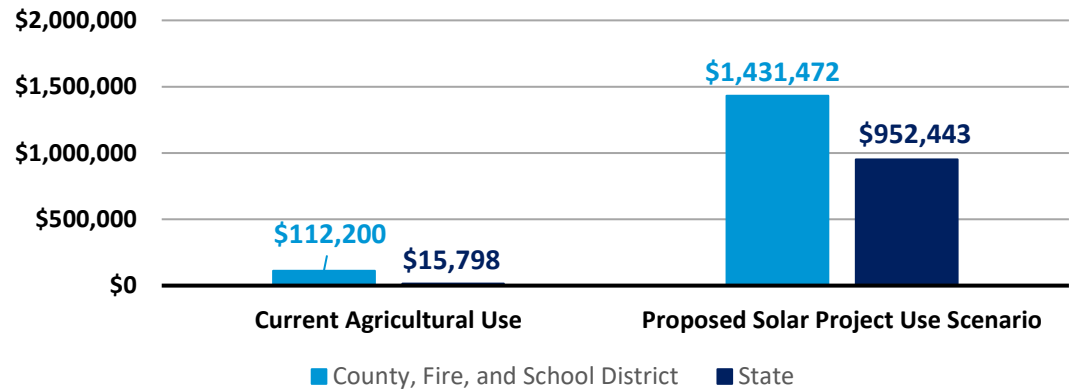
This report assesses the economic and fiscal contribution that the proposed Blue Moon Solar project would make to Harrison County and to the State of Kentucky. The primary findings from that assessment are as follows:

- **Blue Moon Solar is a proposed 70-Megawatt (MW) AC utility-scale solar photovoltaic power generating facility that would be developed by Recurrent Energy. The project would be located at Millersburg Pike and Ruddles Mill Road in Harrison County, Kentucky. The leased acreage encompasses approximately 800 acres of agricultural land of which approximately 650 acres would be used for solar purposes.**
- **The proposed Blue Moon Solar project would make a significant economic contribution to Harrison County and to the State of Kentucky during construction of the project:**
 - The proposed Blue Moon Solar project would provide an estimated one-time pulse of economic activity to Harrison County during its construction phase supporting approximately:
 - 184 jobs.
 - \$10.4 million in associated labor income.
 - \$26.3 million in economic output.
 - \$1.3 million in state and local tax revenue.
 - The proposed Blue Moon Solar project would provide an estimated one-time pulse of economic activity to the state of Kentucky (including Harrison County) during its construction phase supporting approximately:
 - 291 jobs.
 - \$16.6 million in associated labor income.
 - \$43.5 million in economic output.
 - \$2.0 million in state and local tax revenue.
- **The proposed Blue Moon Solar project would make a significant economic contribution to Harrison County and to the State of Kentucky during its ongoing operational phase:**
 - The proposed Blue Moon Solar project would provide an estimated annual economic impact to Harrison County during its ongoing operational phase supporting approximately:
 - 3 jobs.
 - \$118,171 in associated labor income.
 - \$365,475 in economic output.



- The proposed Blue Moon Solar project would provide an estimated annual economic impact to the State of Kentucky (including Harrison County) during its ongoing operational phase supporting approximately:
 - 3 jobs.
 - \$136,491 in associated labor income.
 - \$425,824 in economic output.
- **If financed using an Industrial Revenue Bond (IRB), the proposed Blue Moon Solar project would have a significantly greater fiscal impact on Harrison County, Harrison Fire District, Harrison School District, and the state of Kentucky than the property generates in its current agricultural use:¹**
 - The proposed Blue Moon Solar project would generate approximately \$1.4 million in cumulative county, fire district, and school district revenue as compared to approximately \$112,200 in cumulative county, fire district, and school district tax revenue over 40 years in the property’s current agricultural use – this constitutes a difference of approximately \$1.3 million between the two uses (in 2021 dollars).²
 - The proposed Blue Moon Solar project would also generate approximately \$1.0 million in cumulative state tax revenue as compared to approximately \$15,798 in cumulative state tax revenue over 40 years in the property’s current agricultural use – this constitutes a difference of approximately \$0.9 million between the two uses (in 2021 dollars).

Estimated Cumulative Harrison County (incl. Fire & School District) and State of Kentucky Tax Revenue over 40 Years - IRB Scenario (2021 dollars)

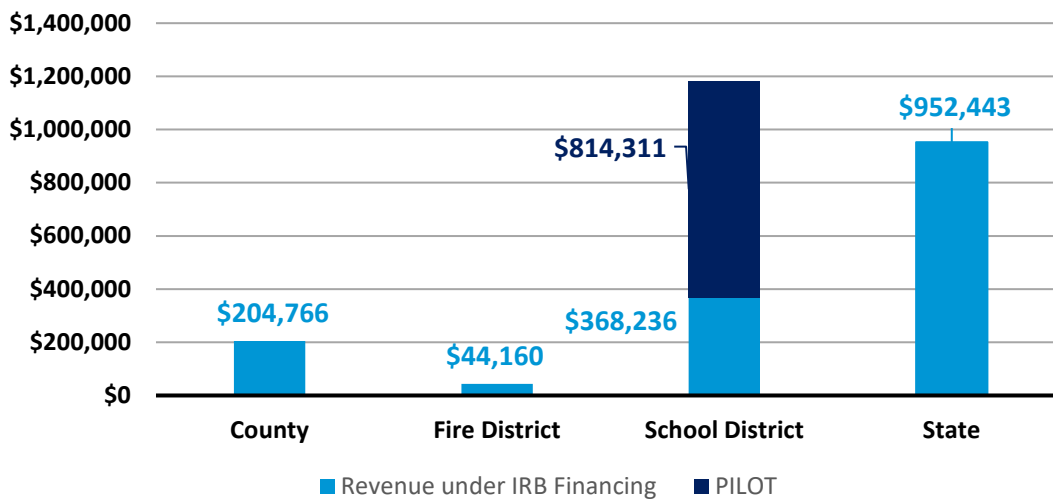


¹ Please note that the future tax revenue stream for the investments has been calculated based on the cost approach to valuation due to data limitations on the future income streams of the project. Actual revenues generated by Blue Moon Solar may therefore vary from the analysis presented because they do not include the impact on the revenues that are associated with the franchise value of the project.

² Includes the illustrative value of PILOT payments that are calculated as the school district tax revenue from taxation of the capital investments in personal property if the property was privately financed. Actual value of PILOT payments is subject to negotiation between Recurrent Energy and Harrison County.

- Taxation of the proposed Blue Moon Solar project over the facility’s anticipated 40-year operational life under an Industrial Revenue Bond financing scenario would generate approximately:
 - \$204,766 in cumulative Harrison County tax revenue,
 - \$44,160 in cumulative Harrison Fire District tax revenue,
 - \$368,236 in cumulative Harrison School District tax revenue plus \$814,311 in PILOT payments³, and
 - \$1.0 million in cumulative state tax revenue.

Estimated Cumulative Harrison County, Harrison Fire District, Harrison School District, and State of Kentucky Tax Revenue over 40 Years - IRB Scenario plus PILOT (2021 dollars)



- **The proposed Blue Moon Solar project would provide a boost to Harrison County’s construction sector:**
 - At 188 jobs, construction is Harrison County’s 5th largest major industry sector. It also pays average weekly wages (\$1,151/week) that are the second highest in the county and 30 percent above the county-wide average (\$884/week).
 - Additionally, the construction sector posted the largest job gain of any sectors in the county between the 2019 and 2020 (a gain of 24 jobs).
 - The proposed Blue Moon Solar project could directly support approximately 143 jobs and \$8.8 million in labor income in Harrison County’s construction sector.

³ Illustrative value of PILOT payments calculated as the school district tax revenue from taxation of the capital investments in personal property if the property was privately financed. Actual value of PILOT payments is subject to negotiation between Recurrent Energy and Harrison County.



The estimates provided in this report are based on the best information available and all reasonable care has been taken in assessing that information. However, because these estimates attempt to foresee circumstances that have not yet occurred, it is not possible to provide any assurance that they will be representative of actual events. These estimates are intended to provide a general indication of likely future outcomes and should not be construed to represent a precise measure of those outcomes.

Introduction

This report assesses the economic and fiscal contribution that the proposed Blue Moon Solar project would make to Harrison County and to the State of Kentucky. This report was commissioned by Recurrent Energy and produced by Mangum Economics.

The Project

Blue Moon Solar is a proposed 70-Megawatt (MW) AC utility-scale solar photovoltaic power generating facility that would be developed by Recurrent Energy. The project would be located at Millersburg Pike and Ruddles Mill Road in Harrison County, Kentucky. The leased acreage encompasses approximately 800 acres of agricultural land of which approximately 650 acres would be used for solar purposes.

Electricity Production in Kentucky

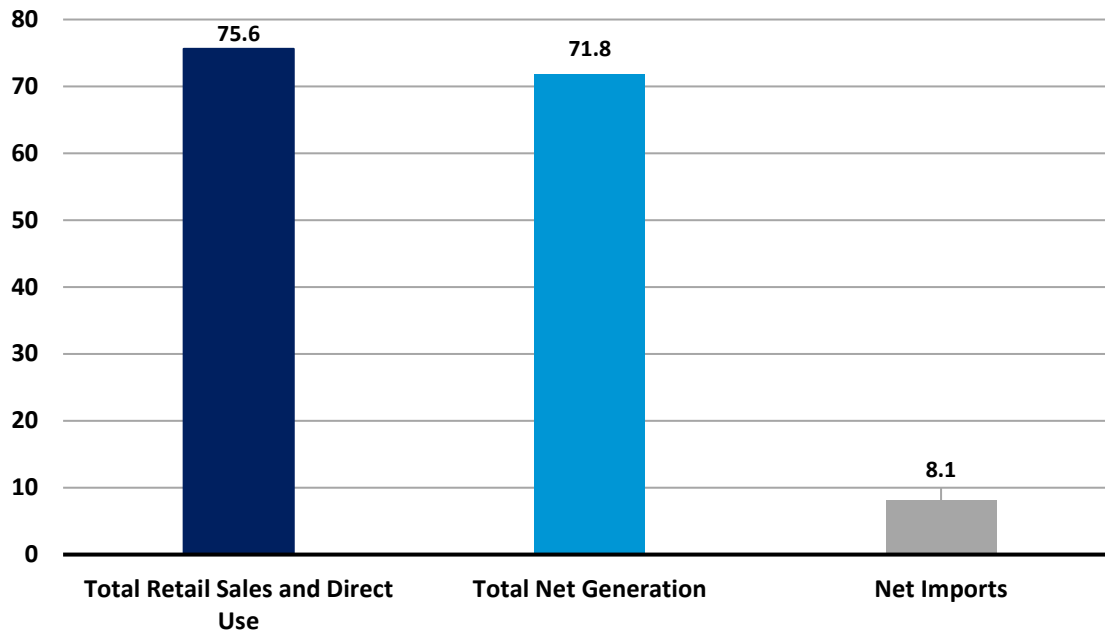
This section provides a backdrop for the proposed Blue Moon Solar project by profiling Kentucky's electricity production sector and the role that solar energy could play in that sector.

Overall Market

As shown in Figure 1, electricity sales and direct use in Kentucky totaled 75.6 million megawatt hours in 2019. However, net generation only totaled 71.8 million megawatt hours and Kentucky had to import the remaining electricity it consumed from producers in other states. As with all imports, this means that the jobs, wages, and economic output created by that production went to localities in those states, not to localities in Kentucky.



Figure 1: Demand and Supply of Electricity in Kentucky in 2019 (in millions of megawatt-hours)⁴



Sources of Production

Between 2009 and 2019, the total amount of electricity produced in Kentucky decreased from 90.6 to 71.8 million megawatt hours, while retail and direct consumption of electricity only decreased from 89.3 to 75.7 million megawatt hours. Consequently, imports of electricity increased by 3.0 million megawatt hours (or 58 percent) during this time.

Figure 2 provides a comparison of the energy sources that were used to produce electricity in Kentucky in 2009 and 2019. As these data show, the most significant change between 2009 and 2019 was a decrease in the use of coal and an increase in the use of natural gas. Where coal was the state’s largest source of electricity in 2009, accounting for 84.0 million megawatt hours (or 93 percent) of production, by 2019 production had fallen by 32.3 million megawatt hours, keeping coal as the largest source of electricity, but reducing the dependence to 72 percent of total production.

In contrast, the share of electricity produced using cleaner-burning low-emissions energy sources increased over the period. Where natural gas accounted for only 0.9 million megawatt hours (or 1 percent) of Kentucky’s electricity production in 2009, by 2019 that proportion had increased to 15.3 million megawatt hours (or 21 percent of production), making natural gas the state’s second largest source of electricity. Although solar is not a major player in Kentucky yet, having only entered the state’s electricity production market in 2016, its share increased to 0.04 million megawatt hours by 2019.

⁴ Data Source: U.S. Energy Information Administration. In this chart, “Net Imports” does not directly equal the residual of “Total Net Generation” minus “Total Retail Sales and Direct Use” because of losses during transmission.



Figure 2: Electricity Generation in Kentucky by Energy Source in 2009 and 2019
(in millions of megawatt-hours) ⁵

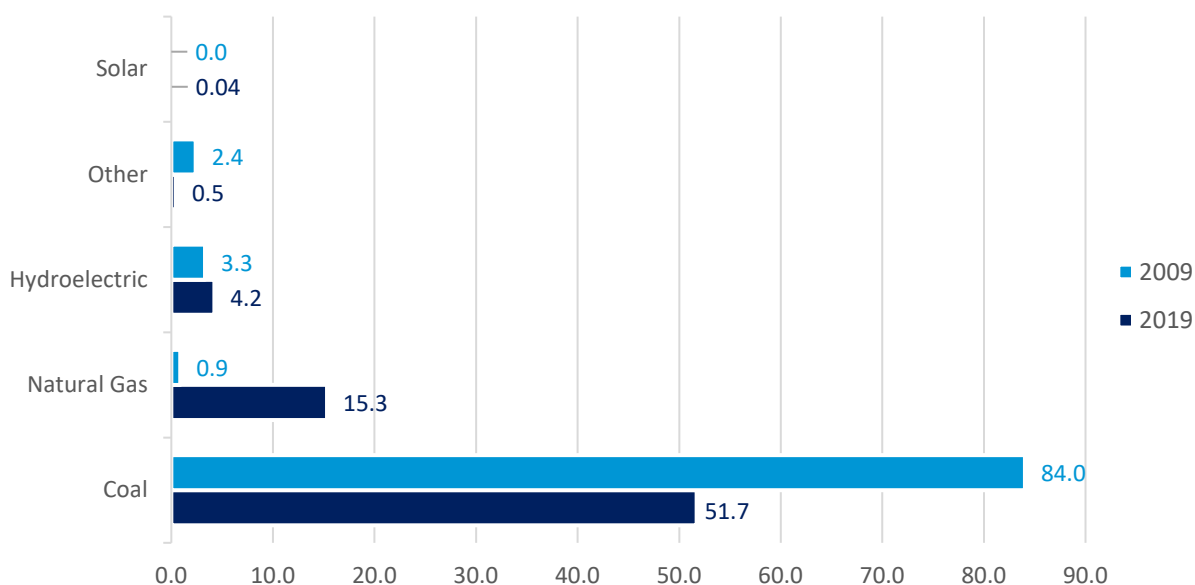
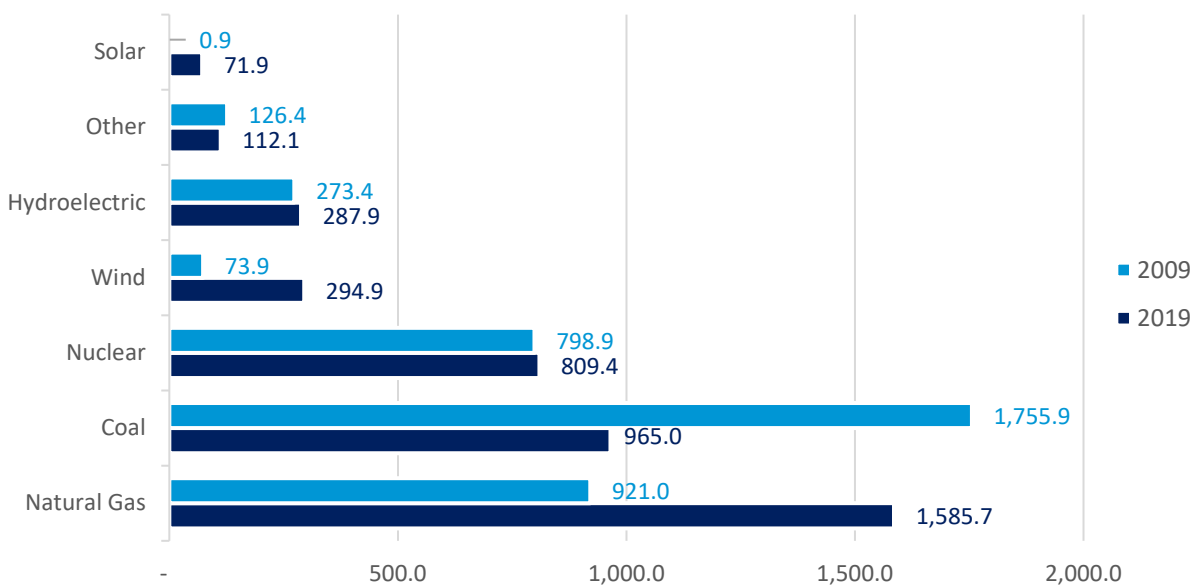


Figure 3 provides similar data for the U.S. as a whole. A quick comparison of Figures 2 and 3 shows that although the degree of reliance on specific energy sources for electricity production is quite different between the U.S. and Kentucky, the trend toward lower-emissions energy sources is the same. Nationally, between 2009 and 2019 the amount of electricity produced using coal declined by 790.9 million megawatt hours from 44 to 23 percent of production, while in contrast the amount of electricity produced using natural gas increased by 664.6 million megawatt hours from 23 to 38 percent of production. Nationwide, as in Kentucky, the reliance on renewable energy sources increased during this time but at a much faster pace than in Kentucky. Between 2009 and 2019, the amount of electricity produced using solar increased by 71.0 million megawatt hours to 2 percent of total electricity production compared to 0.06 percent of total electricity production in Kentucky.

⁵ Data Source: U.S. Energy Information Administration. "Other" includes other biomass, other, petroleum, and wood.



Figure 3: Electricity Generation in the United States by Energy Source in 2009 and 2019
(in millions of megawatt-hours) ⁶



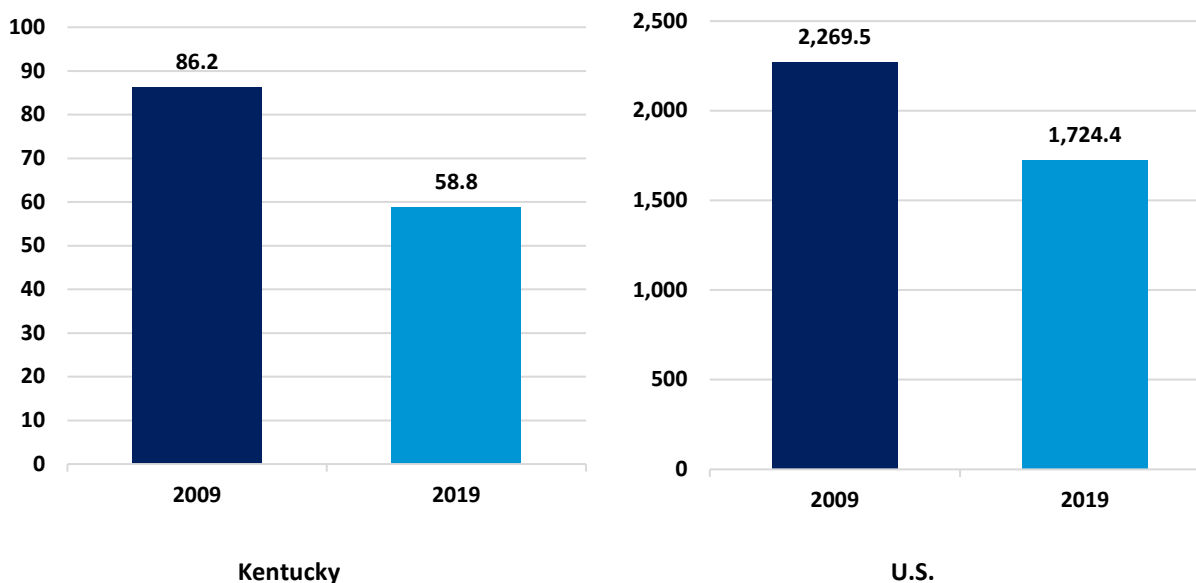
Impact on the Environment

In discussing the impact of these trends on the environment, it is important to realize that electricity production is one of the U.S.’s largest sources of greenhouse gas emissions. Figure 4 depicts carbon dioxide emissions from electricity production in 2009 and 2019 for both Kentucky and the U.S. As these data indicate, between 2009 and 2019, as the share of electricity produced in Kentucky by coal fell from 93 to 72 percent, carbon dioxide emissions from electricity production fell from 86.2 to 58.8 million metric tons. Where at the national level, as the share of electricity produced by coal fell from 44 to 23 percent, carbon dioxide emissions from electricity production fell from 2,269.5 to 1,724.4 million metric tons.

⁶ Data Source: U.S. Energy Information Administration. “Other” includes battery, geothermal, other, other biomass, other gas, petroleum, pumped storage, wind, and wood.



Figure 4: Carbon Dioxide Emissions from Electricity Production (millions of metric tons)⁷



Local Economic Profile

The local economic profile offers context for the economic and fiscal impact assessments to follow by profiling the local economy of Harrison County.

Total Employment

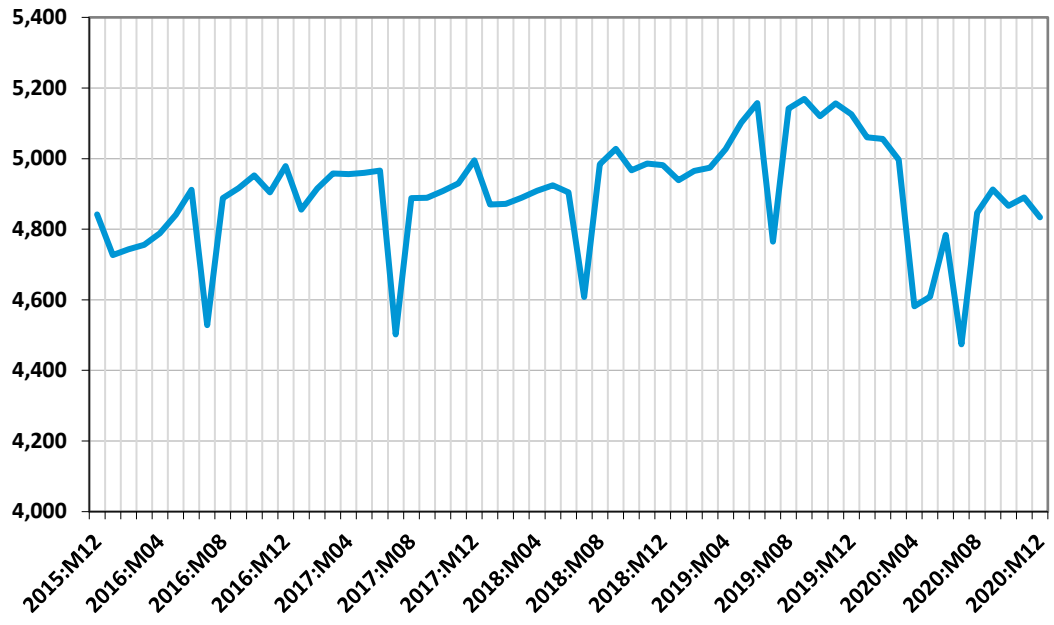
Figure 5 depicts the trend in total employment in Harrison County from December 2015 to December 2020. As these data show, employment generally trended upward throughout the period, aside from seasonal fluctuations, until April 2020, when total employment fell significantly in response to a decrease in economic activity associated with the COVID-19 pandemic. Total employment only partially recovered in the months that followed. As of December 2020, total employment stood at 4,834 jobs, which represents a decrease of 8 jobs or 0.2 percent over the entire five-year period. To put this number in perspective, over this same five-year period, total statewide employment in Kentucky decreased by 2.3 percent.⁸

⁷ Data Source: U.S. Energy Information Administration.

⁸ Data Source: Bureau of Labor Statistics.



Figure 5: Total Employment in Harrison County – December 2015 to December 2020⁹

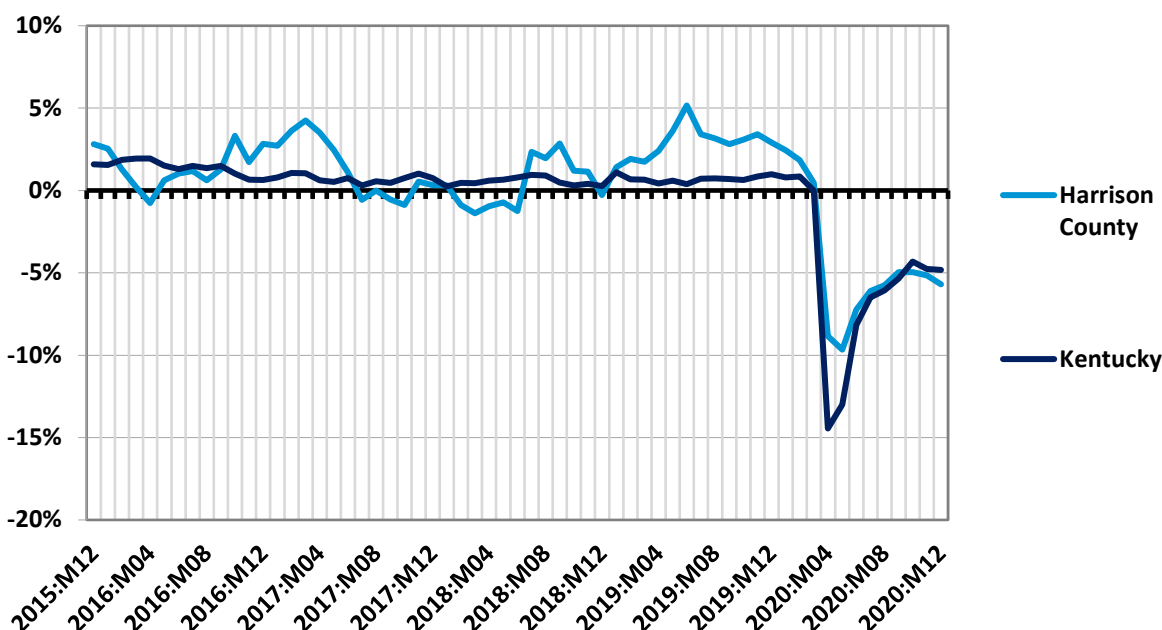


To control for seasonality and provide context for the growth numbers given above, Figure 6 compares the year-over-year change in total employment in Harrison County to that of Kentucky as a whole over the same five-year period. Any point above the zero line in this graph indicates an increase in employment, while any point below the zero line indicates a decline in employment. As these data show, year-over-year employment growth in Harrison County had periods of overperforming and underperforming the statewide trend in Kentucky, and even dipped into negative territory in the middle of the period. Beginning in April 2020, both Harrison County and the state of Kentucky experienced significant drops in employment numbers as a result of labor dislocations caused by the coronavirus pandemic. As of December 2020, the year-over-year change in total employment in Harrison County was minus 5.7 percent while the change in employment for Kentucky as a whole was minus 4.8 percent.

⁹ Data Source: Bureau of Labor Statistics.



Figure 6: Year-Over-Year Change in Total Employment – December 2015 to December 2020¹⁰



Employment and Wages by Major Industry Sector

To provide a better understanding of the underlying factors motivating the total employment trends depicted in Figures 5 and 6, Figures 7 through 9 provide data on private employment and wages in Harrison County by industry super sector.¹¹

Figure 7 provides an indication of the distribution of private sector employment across industry super sectors in Harrison County for 2020. As these data indicate, the county’s largest industry super sector that year was Manufacturing (1,283 jobs), followed by Education and Health Services (1,011 jobs), and Trade, Transportation and Utilities (734 jobs).

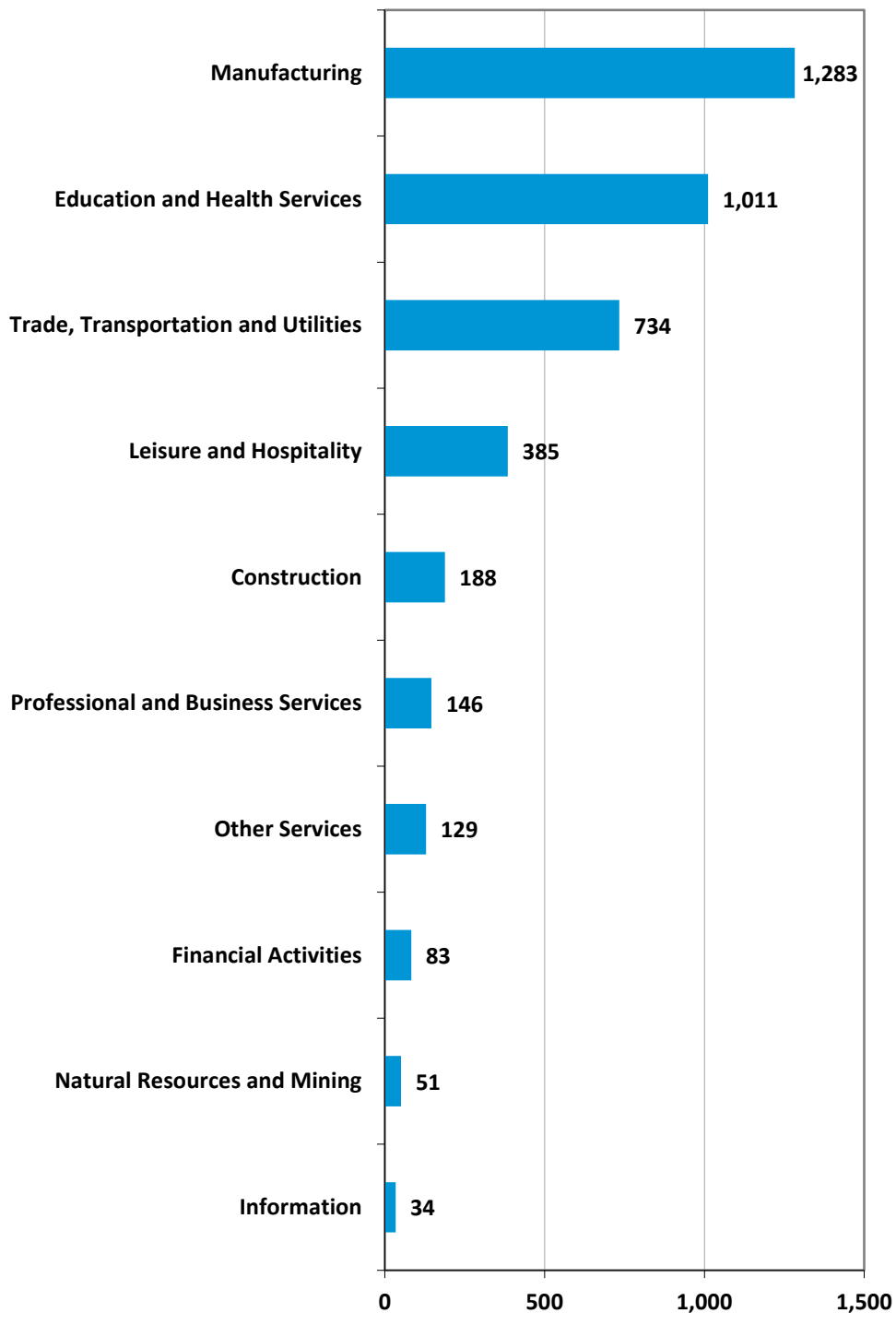
Figure 8 provides a similar ranking for average private sector weekly wages by industry super sector in Harrison County for 2020. As these data show, the highest paying industry super sectors that year were Manufacturing (\$1,190 per week), Construction (\$1,151 per week), and Natural Resources and Mining (\$1,030 per week). For reference, the average private sector weekly wage across all industry sectors in Harrison County that year was \$884 per week.

¹⁰ Data Source: Bureau of Labor Statistics.

¹¹ A “super sector” is the highest level of aggregation in the coding system that the Bureau of Labor Statistics uses to classify industries.

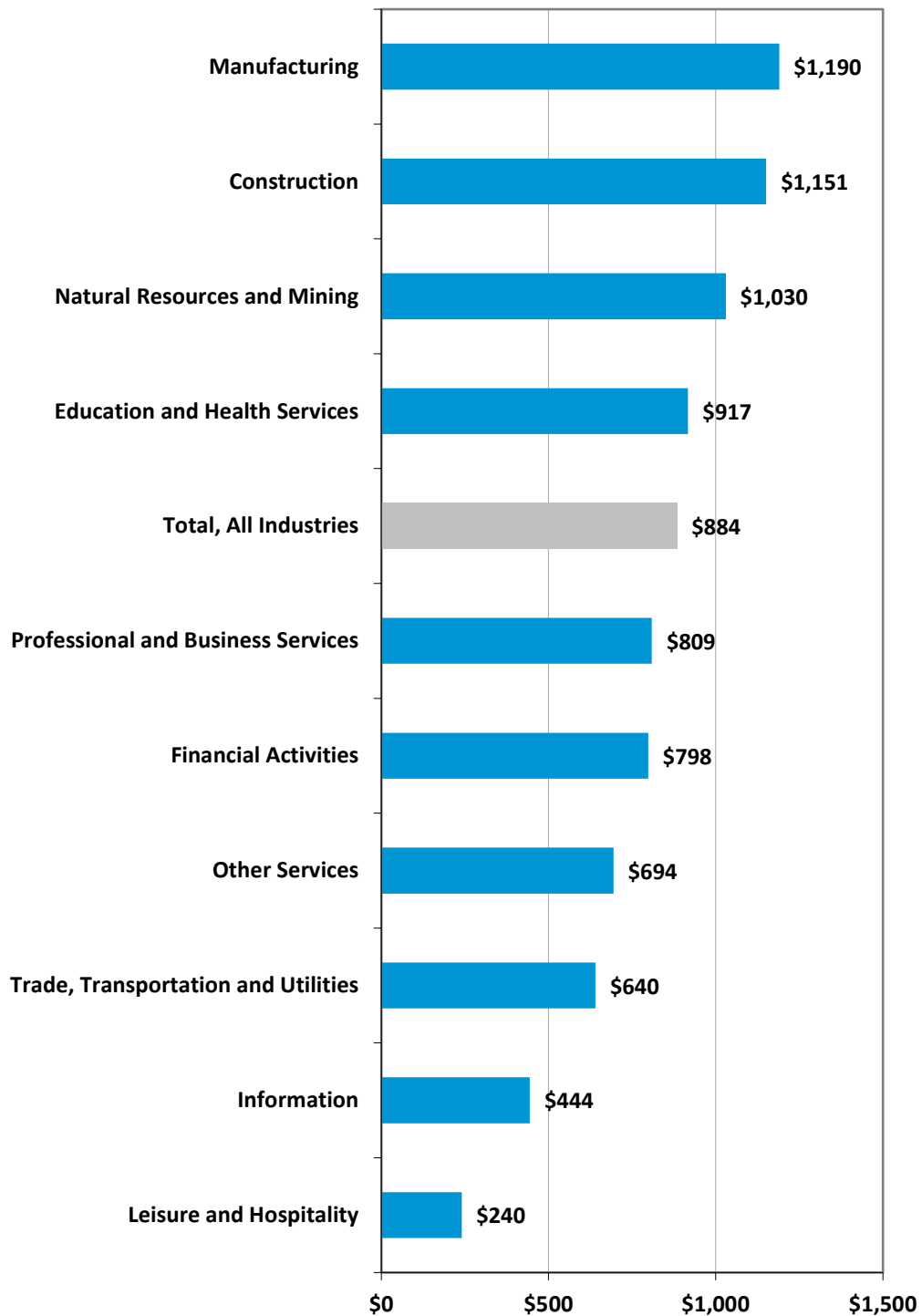


Figure 7: Private Employment by Major Industry Sector in Harrison County – 2020¹²



¹² Data Source: Bureau of Labor Statistics.

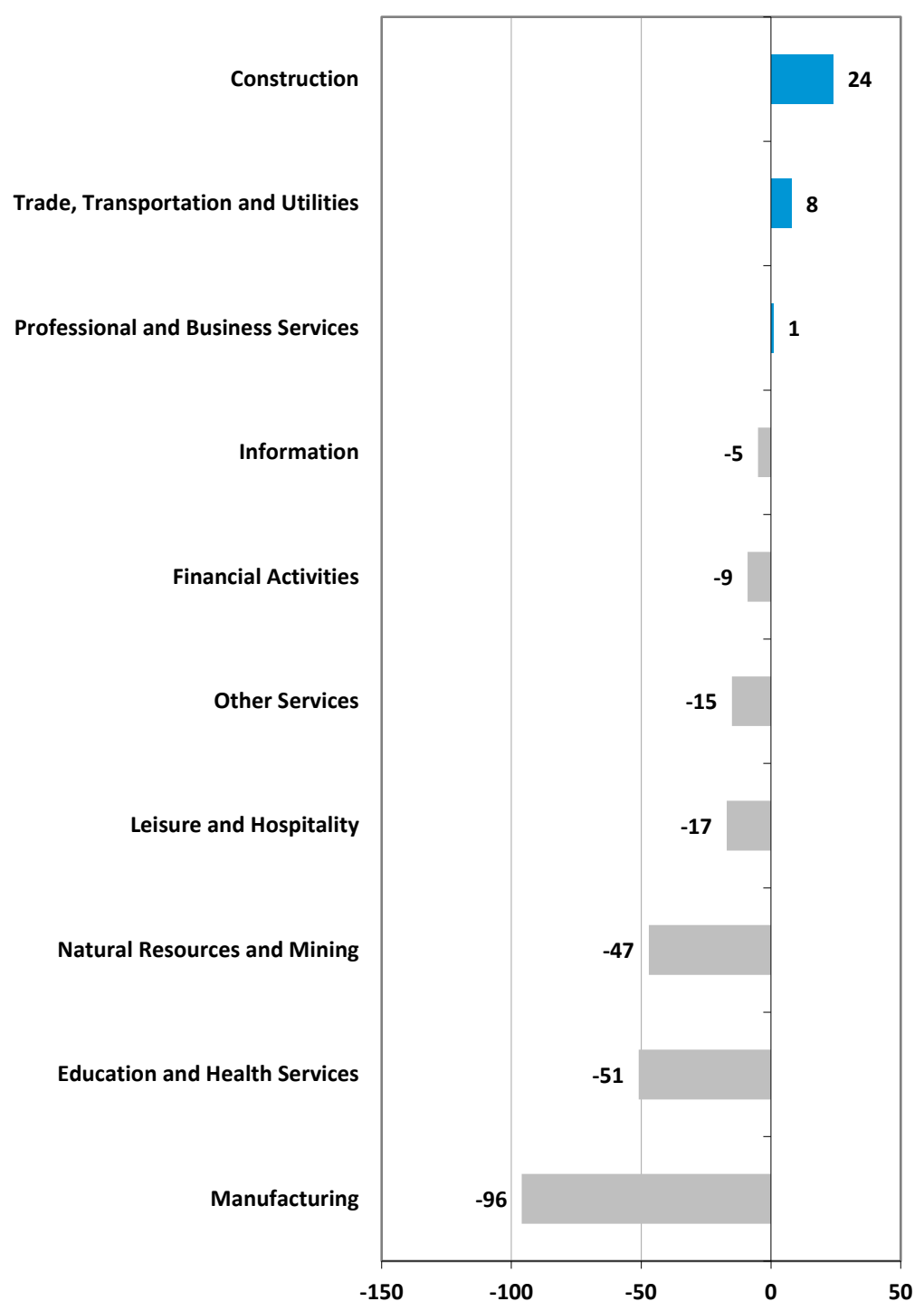
Figure 8: Average Private Weekly Wages by Major Industry in Harrison County – 2020¹³



¹³ Data Source: Bureau of Labor Statistics.



Figure 9: Change in Private Employment by Major Industry in Harrison County from 2019 to 2020¹⁴



¹⁴ Data Source: Bureau of Labor Statistics.

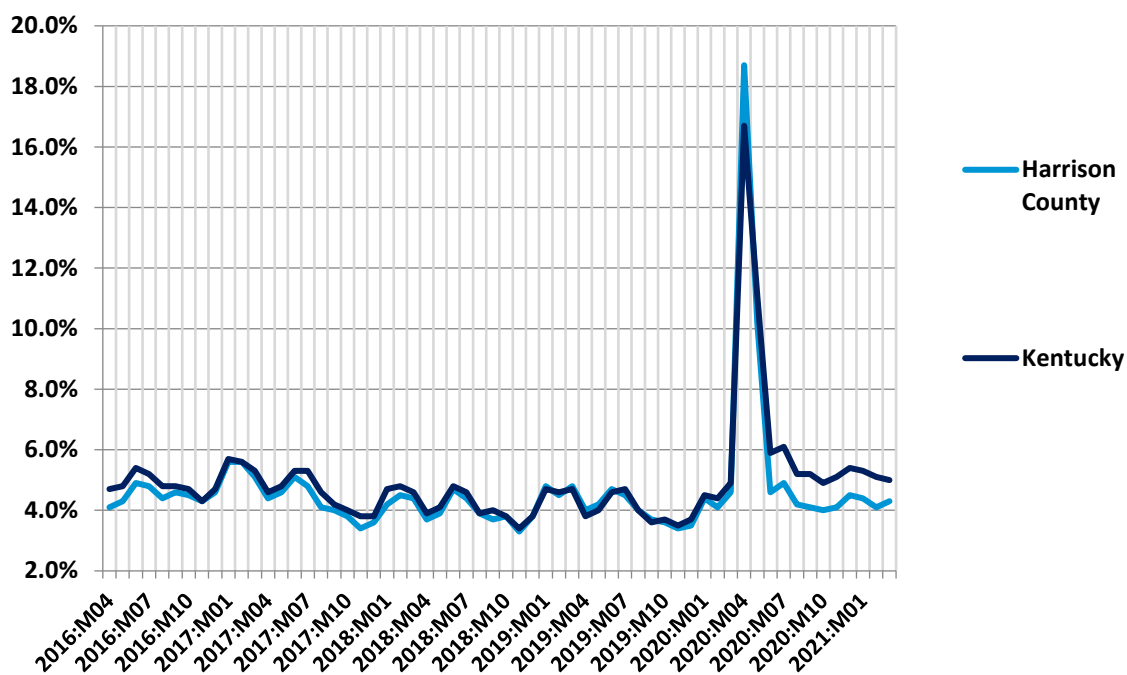


Lastly, Figure 9 details the year-over-year change in private sector employment from 2019 to 2020 in Harrison County by industry super sector. Multiple industries experienced heavy employment losses over this period. The largest employment losses occurred in the Manufacturing (down 96 jobs), Education and Health Services (down 51 jobs), and Natural Resources and Mining (down 47 jobs) sectors. The largest employment gains occurred in the Construction (up 24 jobs) and Trade, Transportation and Utilities (up 8 jobs) sectors.

Unemployment

Figure 10 illustrates the trend in Harrison County’s unemployment rate over the five-year period from April 2016 through April 2021 and benchmarks those data against the statewide trend for Kentucky. As these data show, unemployment rates in Harrison County generally tracked closely with statewide trends but at rates on average 0.2 percentage points lower than the statewide rate. As of April 2021, unemployment stood at 3.1 percent in Harrison County as compared to 3.8 percent in Kentucky as a whole, reflecting the beginning of a recovery from the recent economic downturn caused by the coronavirus pandemic.

Figure 10: Unemployment Rate – April 2016 to April 2021¹⁵



¹⁵ Data Source: Bureau of Labor Statistics.

Economic and Fiscal Impact

The analysis provided in this section quantifies the economic and fiscal contribution that the proposed Blue Moon Solar project would make to Harrison County and the state of Kentucky. The analysis separately evaluates the one-time pulse of economic activity that would occur during the construction phase of the project, as well as the annual economic activity that the project would generate during its ongoing operations phase.

Method

To empirically evaluate the likely local economic impact attributable to the proposed Blue Moon Solar project, the analysis employs a regional economic impact model called IMPLAN.¹⁶ The IMPLAN model is one of the most commonly used economic impact simulation models in the U.S. and is commonly employed by universities, state agencies and research institutes. Like all economic impact models, the IMPLAN model uses economic multipliers to quantify economic impact.

Economic multipliers measure the ripple effects that an expenditure generates as it makes its way through the economy. For example, as when the Blue Moon Solar project purchases goods and services – or when employees and contractors hired by the facility use their salaries and wages to make household purchases – thereby generating income for someone else, which is in turn spent, thereby becoming income for yet someone else, and so on, and so on. Through this process, one dollar in expenditures generates multiple dollars of income. The mathematical relationship between the initial expenditure and the total income generated is the economic multiplier.

One of the primary advantages of the IMPLAN model is that it uses regional and national production and trade flow data to construct region-specific and industry-specific economic multipliers, which are then further adjusted to reflect anticipated actual spending patterns within the specific geographic study area that is being evaluated. As a result, the economic impact estimates produced by IMPLAN are not generic. They reflect as precisely as possible the economic realities of the specific industry, and the specific study area, being evaluated.

In the analysis that follows, these impact estimates are divided into three categories. First round direct impact measures the direct economic contribution of the entity being evaluated (e.g., goods and services purchased by the Blue Moon Solar project). Second round indirect and induced impact measures the economic ripple effects of this direct impact in terms of business to business, and household (employee) to business, transactions. Total impact is simply the sum of the preceding two. These categories of impact are then further defined in terms of employment (the jobs that are created), labor income (the wages and benefits associated with those jobs), and economic output (the total amount of economic activity that is created in the economy).

¹⁶ IMPLAN is produced by IMPLAN Group, LLC.

Construction Phase

This portion of the section assesses the economic and fiscal impact that the one-time pulse of activity associated with construction of the proposed Blue Moon Solar project would have on Harrison County.

Assumptions

The analysis is based on the following assumptions:

- Total capitalized investment in the Blue Moon Solar project is estimated to be approximately \$91.8 million.¹⁷
- Of that total:
 - Architecture, engineering, site preparation, and other development and construction costs are estimated to be approximately \$28.1 million.¹⁸ It is estimated that approximately 74 percent of that total could be spent in Harrison County while the remainder would be spent with vendors within the state.
 - Capital equipment and other costs are estimated to be approximately \$63.8 million.¹⁹ It is anticipated that no capital equipment would be purchased from vendors in Harrison County or Kentucky.²⁰
- For ease of analysis, all construction expenditures are assumed to take place in a single year.

Results – Harrison County

Applying these assumptions in the IMPLAN model results in the following estimates of one-time economic impact on Harrison County. As shown in Table 1, construction of the proposed Blue Moon Solar project would directly provide a one-time pulse of economic activity supporting approximately: 1) 143 jobs, 2) \$8.8 million in labor income, and 3) \$20.8 million in economic output to Harrison County (in 2021 dollars).²¹

Taking into account the economic ripple effects that direct investment would generate, the total estimated one-time impact on Harrison County would support approximately: 1) 183 jobs, 2) \$10.4 million in labor income, and 3) \$26.3 million in economic output, and 4) \$1.3 million in state and local tax revenue (in 2021 dollars).

¹⁷ Data Source: Recurrent Energy.

¹⁸ Data Source: Recurrent Energy.

¹⁹ Data Source Recurrent Energy.

²⁰ Data Source: IMPLAN Group, LLC.

²¹ It is important to note that construction sector jobs are not necessarily new jobs, but the investments made can also support a job during the construction of the project.

Table 1: Estimated One-Time Economic and Fiscal Impact on Harrison County from Construction of the Blue Moon Solar Project (2021 Dollars)²²

Economic Impact	Employment	Labor Income	Output
1st Round Direct Economic Activity	143	\$8,819,934	\$20,756,251
2nd Round Indirect and Induced Economic Activity	40	\$1,554,639	\$5,567,215
Total Economic Activity	183	\$10,374,573	\$26,323,466
Fiscal Impact			
State and Local Tax Revenue			\$1,298,512

*Totals may not sum due to rounding.

Results – Kentucky Statewide

(Includes Harrison County impact)

Applying the above stated assumptions in the IMPLAN model results in the following estimates of one-time economic impact on the state of Kentucky. As shown in Table 2, construction of the proposed Blue Moon Solar project would directly provide a one-time pulse of economic activity supporting approximately: 1) 190 jobs, 2) \$12.1 million in labor income, and 3) \$28.1 million in economic output to the state of Kentucky as a whole (in 2021 dollars).²³

Taking into account the economic ripple effects that direct investment would generate, the total estimated one-time impact on the state of Kentucky would support approximately: 1) 291 jobs, 2) \$16.6 million in labor income, and 3) \$43.5 million in economic output, and 4) \$2.0 million in state and local tax revenue (in 2021 dollars).

Table 2: Estimated One-Time Economic and Fiscal Impact on the State of Kentucky from Construction of the Blue Moon Solar Project (2021 Dollars)²⁴

Economic Impact	Employment	Labor Income	Output
1st Round Direct Economic Activity	190	\$12,081,098	\$28,058,969
2nd Round Indirect and Induced Economic Activity	100	\$4,561,122	\$15,464,358
Total Economic Activity	291	\$16,642,219	\$43,523,327
Fiscal Impact			
State and Local Tax Revenue			\$2,031,080

*Totals may not sum due to rounding.

²² Please note that construction sector jobs are not necessarily new jobs, but the investments made can also support a job during the construction of the project.

²³ It is important to note that construction sector jobs are not necessarily new jobs, but the investments made can also support a job during the construction of the project.

²⁴ Please note that construction sector jobs are not necessarily new jobs, but the investments made can also support a job during the construction of the project.

Ongoing Operations Phase

This portion of the section assesses the annual economic and fiscal impact that the proposed Blue Moon Solar project would have on Harrison County and the state of Kentucky during its anticipated 40-year operational life.

Economic Impact Assumptions

The analysis is based on the following assumptions:

- The Blue Moon Solar project would spend approximately \$234,295 each year for vegetative control, maintenance and repair, and other operational expenditures.²⁵
- The Blue Moon Solar project would make confidential lease payments to local landowners.

Results – Harrison County

Applying these assumptions in the IMPLAN model results in the following estimates of annual economic impact on Harrison County. As shown in Table 3, annual operation of the proposed Blue Moon Solar project would directly support approximately: 1) 1 job, 2) \$52,565 in labor income, and 3) \$141,682 in economic output to Harrison County (in 2021 dollars).

Taking into account the economic ripple effects that direct impact would generate, the total estimated annually supported impact on Harrison County would be approximately: 1) 3 jobs, 2) \$118,171 in labor income, and 3) \$365,475 in economic output (in 2021 dollars).

Table 3: Estimated Annual Economic Impact on Harrison County from the Ongoing Operation of the Blue Moon Solar Project (2021 Dollars)

Economic Impact	Employment	Labor Income	Output
1st Round Direct Economic Activity	1	\$52,565	\$141,682
2nd Round Indirect and Induced Economic Activity	2	\$65,606	\$223,792
Total Economic Activity	3	\$118,171	\$365,475

**Totals may not sum due to rounding.*

Results – Kentucky Statewide

(Includes Harrison County impact)

Applying these assumptions in the IMPLAN model results in the following estimates of annual economic impact on the state of Kentucky. As shown in Table 4, annual operation of the proposed Blue Moon Solar project would directly support approximately: 1) 1 job, 2) \$52,565 in labor income, and 3) \$141,682 in economic output to the state of Kentucky (in 2021 dollars).

²⁵ Data Source: Recurrent Energy.

Taking into account the economic ripple effects that direct impact would generate, the total estimated annually supported impact on the state of Kentucky would be approximately: 1) 3 jobs, 2) \$136,491 in labor income, and 3) \$425,824 in economic output (in 2021 dollars).

Table 4: Estimated Annual Economic Impact on the State of Kentucky from the Ongoing Operation of the Blue Moon Solar Project (2021 Dollars)

Economic Impact	Employment	Labor Income	Output
1st Round Direct Economic Activity	1	\$52,565	\$141,682
2nd Round Indirect and Induced Economic Activity	2	\$83,926	\$284,142
Total Economic Activity	3	\$136,491	\$425,824

**Totals may not sum due to rounding.*

Fiscal Impact Assumptions

The analysis provided on the following pages is based on the following assumptions:

- The total capitalized investment in the Blue Moon Solar project would be categorized as follows.
 - Approximately \$82.6 million would be classified as manufacturing machinery.²⁶
 - Approximately \$9.2 million would be classified as tangible personal property.²⁷
- The manufacturing machinery and tangible personal property would be depreciated using the Kentucky Department of Revenue depreciation schedule for Class VI.²⁸
- The Blue Moon Solar project would be situated on a 650-acre tract of farmland, located in the Harrison County district, that is currently assessed at a farmland value of approximately \$323,720.²⁹
- Once operational, the affected 650 acres used for solar purposes would be assessed at its farm fair cash value estimated at approximately \$1.8 million.³⁰
- The remaining acreage of each parcel would continue to be assessed at its current agricultural use farmland value.³¹
- For taxation purposes, we assume that:³²

²⁶ Data Source: Recurrent Energy.

²⁷ Data Source: Recurrent Energy.

²⁸ Data Source: Recurrent Energy.

²⁹ Data Source: Derived from parcel data provided on the Harrison County Property Valuation Administrator (PVA) website. Includes value of structures that would be removed under solar use.

³⁰ Data Source: Recurrent Energy. Value derived from parcel data on the Harrison County PVA website.

³¹ Data Source: Based on informal discussion with Harrison County PVA office and Kentucky Department of Revenue. Assumes each remaining parcel has 11 or more acres in farm use.

³² Data Source: Recurrent Energy.

- The entire capitalized investment in manufacturing machinery and personal property would be financed with Industrial Revenue Bonds (IRBs) and taxed only at the state level.³³
- The project would not qualify for a reduced state IRB tax rate of \$0.015 per \$100.³⁴
- Manufacturing machinery would be taxed at a rate of 15.0 cents per \$100.³⁵
- Tangible personal property would be taxed at a rate of 45.0 cents per \$100.³⁶
- Real property would be taxed at the state and local levels. Applicable tax rates would be: state – 12.2 cent per \$100; Harrison County – 28.749 cents per \$100; Harrison County Fire District – 6.2 cents per \$100; and Harrison School District – 51.7 cents per \$100.³⁷

Fiscal Impact Results

The analysis on the following pages quantifies the direct fiscal contribution that the proposed Blue Moon Solar project would make to Harrison County, the Harrison County Fire District, the Harrison School District, and to the State of Kentucky from taxation of the real property (land), taxation of the IRB financed investments in manufacturing machinery and personal property, and potential PILOT payments to the local school district. It should be noted at the outset, however, that the analysis that follows likely understates the actual fiscal impact that Blue Moon Solar would have as it only accounts for the direct fiscal impact that Blue Moon Solar would have on Harrison County and the state. It does not take into account any additional tax revenue that would be generated as a result of the indirect economic activity attributable to the ongoing operation of Blue Moon Solar.

Real Estate Tax Revenue – Land

Table 5 details the revenue that the proposed Blue Moon Solar project would generate for Harrison County, the Harrison County Fire District, the Harrison School District, and the State of Kentucky over a 40-year period from the increased property assessments associated with assessing the affected, fenced-in acreage at the farm fair cash value.

As the data in Table 5 indicate, the county, fire district, and school district real estate tax revenue from the project after removal of the agricultural exemption status is estimated to be approximately \$15,429 per year (in 2021 dollars) for a cumulative total of approximately \$0.6 million over 40 years (in 2021 dollars). This consists of approximately \$204,766 in county tax revenue, approximately \$44,160 in fire district tax revenue, and approximately \$368,236 in school district tax revenue (in 2021 dollars).

³³ Data Source: Recurrent Energy.

³⁴ Data Source: Recurrent Energy.

³⁵ Data Source: Kentucky Department of Revenue.

³⁶ Data Source: Kentucky Department of Revenue and Harrison County PVA, 2020 property tax rates. Assumes tax rates remain constant throughout analysis.

³⁷ Data Source: Recurrent Energy. Tax rates: Kentucky Department of Revenue and Harrison County PVA, 2020 property tax rates. Analysis assumes tax rates remain constant throughout analysis.

Table 5 also shows the state real estate tax revenue from the project after removal of the agricultural exemption status, which is estimated to be approximately \$2,172 per year (in 2021 dollars) for a cumulative total of approximately \$86,895 over 40 years (in 2021 dollars).

Table 5: Estimated Tax Revenue Generated by the Proposed Blue Moon Solar Project over 40 Years from Additional Real Property Taxes – Land (2021 Dollars)

	Harrison County	Harrison County Fire District	Harrison School District	Total Local Revenue	State Revenue
Real Estate Tax Rate per \$100 ³⁸	0.28749	0.062	0.517	0.8665	0.122
Estimated Farm Fair Cash Value of Land ³⁹	\$1,780,636				
Annual Real Estate Tax Revenue Land	\$5,119	\$1,104	\$9,206	\$15,429	\$2,172
Cumulative Real Estate Revenue over 40 Years – Land	\$204,766	\$44,160	\$368,236	<u>\$617,161</u>	<u>\$86,895</u>

Industrial Revenue Bond Financed Property

Tables 6 and 7 detail the revenue that the proposed Blue Moon Solar project would generate for the State of Kentucky over a 40-year period from taxation of the manufacturing machinery and the tangible personal property located on the site. Based on guidance from the Kentucky Department of Revenue, this property would be assessed by the Department based on a cost approach during the initial years of operation, moving to an income approach thereafter. Due to data limitations on the future income streams of the project, the analysis presented on the following pages relies on the cost approach for the duration of the project. Please note that actual revenues generated by Blue Moon Solar may therefore vary from the analysis presented.

Manufacturing Machinery Property Tax Revenue

Table 6 details the revenue that the proposed Blue Moon Solar project would generate for the State of Kentucky over a 40-year period from taxation of the IRB financed manufacturing machinery located on the site. As shown in Table 6, the state tax revenue fluctuates over the 40-year period as the assessed value of the property is depreciated but the leasehold interest is increased over the period. The state tax revenue is estimated to be approximately \$3,003 in year 1 of the project with that figure projected to increase to approximately \$29,974 in year 17 of the project and then to decline to approximately \$12,395 in year 40 of the project, for a cumulative total of approximately \$649,161 over 40 years (in 2021 dollars).

³⁸ Data Source: Kentucky Department of Revenue and Harrison County PVA, 2020 property tax rates. Assumes tax rates remain constant throughout analysis.

³⁹ Data Source: Derived from parcel data on the Harrison County PVA website.

Table 6: Estimated Tax Revenue Generated by the Proposed Blue Moon Solar Project over 40 Years from Additional Manufacturing Machinery Taxes (2021 Dollars)

Year	Original Cost	Depreciation ⁴⁰	Net Book Value	Leasehold Interest	Total State Tax Revenue
Tax Rate (per \$100)					0.15
1	\$82,632,627	0.97	\$80,071,016	\$2,001,775	\$3,003
2	\$82,632,627	0.96	\$79,079,424	\$3,953,971	\$5,931
3	\$82,632,627	0.94	\$78,005,200	\$5,850,390	\$8,776
4	\$82,632,627	0.93	\$76,765,710	\$7,676,571	\$11,515
5	\$82,632,627	0.90	\$74,038,834	\$9,254,854	\$13,882
6	\$82,632,627	0.85	\$69,989,835	\$10,498,475	\$15,748
7	\$82,632,627	0.82	\$68,006,652	\$11,901,164	\$17,852
8	\$82,632,627	0.79	\$65,197,143	\$13,039,429	\$19,559
9	\$82,632,627	0.76	\$62,387,633	\$14,037,218	\$21,056
10	\$82,632,627	0.74	\$61,313,409	\$15,328,352	\$22,993
11	\$82,632,627	0.71	\$58,917,063	\$16,202,192	\$24,303
12	\$82,632,627	0.65	\$53,711,208	\$16,113,362	\$24,170
13	\$82,632,627	0.65	\$53,298,044	\$17,321,864	\$25,983
14	\$82,632,627	0.62	\$51,149,596	\$17,902,359	\$26,854
15	\$82,632,627	0.61	\$50,158,005	\$18,809,252	\$28,214
16	\$82,632,627	0.58	\$48,092,189	\$19,236,876	\$28,855
17	\$82,632,627	0.57	\$47,017,965	\$19,982,635	\$29,974
18	\$82,632,627	0.52	\$43,051,599	\$19,373,219	\$29,060
19	\$82,632,627	0.47	\$38,837,335	\$18,447,734	\$27,672
20	\$82,632,627	0.41	\$34,044,642	\$17,022,321	\$25,533
21	\$82,632,627	0.36	\$29,747,746	\$15,617,567	\$23,426
22	\$82,632,627	0.30	\$25,037,686	\$13,770,727	\$20,656
23	\$82,632,627	0.24	\$20,079,728	\$11,545,844	\$17,319
24	\$82,632,627	0.19	\$15,287,036	\$9,172,222	\$13,758
25	\$82,632,627	0.13	\$10,329,078	\$6,455,674	\$9,684
26	\$82,632,627	0.10	\$8,263,263	\$5,371,121	\$8,057
27	\$82,632,627	0.10	\$8,263,263	\$5,577,702	\$8,367
28	\$82,632,627	0.10	\$8,263,263	\$5,784,284	\$8,676
29	\$82,632,627	0.10	\$8,263,263	\$5,990,865	\$8,986
30	\$82,632,627	0.10	\$8,263,263	\$6,197,447	\$9,296
31	\$82,632,627	0.10	\$8,263,263	\$6,404,029	\$9,606
32	\$82,632,627	0.10	\$8,263,263	\$6,610,610	\$9,916
33	\$82,632,627	0.10	\$8,263,263	\$6,817,192	\$10,226
34	\$82,632,627	0.10	\$8,263,263	\$7,023,773	\$10,536
35	\$82,632,627	0.10	\$8,263,263	\$7,230,355	\$10,846
36	\$82,632,627	0.10	\$8,263,263	\$7,436,936	\$11,155

⁴⁰ Data Source: Kentucky Department of Revenue depreciation schedule for Class VI. Values rounded to first digit.

Year	Original Cost	Depreciation ⁴⁰	Net Book Value	Leasehold Interest	Total State Tax Revenue
37	\$82,632,627	0.10	\$8,263,263	\$7,643,518	\$11,465
38	\$82,632,627	0.10	\$8,263,263	\$7,850,100	\$11,775
39	\$82,632,627	0.10	\$8,263,263	\$8,056,681	\$12,085
40	\$82,632,627	0.10	\$8,263,263	\$8,263,263	\$12,395
Cumulative Total over 40 years					<u>\$649,161</u>

Tangible Personal Property Tax Revenue

Table 7 portrays the tax revenue that the proposed Blue Moon Solar project would generate for the State of Kentucky over a 40-year period from taxation of the IRB financed tangible personal property located on the site. As the data in Table 7 indicate, the state tax revenue fluctuates over the 40-year period as the value of the property is depreciated but the leasehold interest is increased over the period. The state tax revenue is estimated to be approximately \$1,001 in year 1 of the project with that figure projected to increase to approximately \$9,991 in year 17 of the project and then to decline thereafter as the value of the property is further depreciated, for a cumulative total of approximately \$216,387 over 40 years (in 2021 dollars).

Table 7: Estimated Tax Revenue Generated by the Proposed Blue Moon Solar Project over 40-Years from Additional Tangible Personal Property Taxes (2021 Dollars)

Year	Original Cost	Depreciation ⁴¹	Net Book Value	Leasehold Interest	Total State Tax Revenue
Tax Rate (per \$100)					0.45
1	\$9,181,403	0.97	\$8,896,780	\$222,419	\$1,001
2	\$9,181,403	0.96	\$8,786,603	\$439,330	\$1,977
3	\$9,181,403	0.94	\$8,667,244	\$650,043	\$2,925
4	\$9,181,403	0.93	\$8,529,523	\$852,952	\$3,838
5	\$9,181,403	0.90	\$8,226,537	\$1,028,317	\$4,627
6	\$9,181,403	0.85	\$7,776,648	\$1,166,497	\$5,249
7	\$9,181,403	0.82	\$7,556,295	\$1,322,352	\$5,951
8	\$9,181,403	0.79	\$7,244,127	\$1,448,825	\$6,520
9	\$9,181,403	0.76	\$6,931,959	\$1,559,691	\$7,019
10	\$9,181,403	0.74	\$6,812,601	\$1,703,150	\$7,664
11	\$9,181,403	0.71	\$6,546,340	\$1,800,244	\$8,101
12	\$9,181,403	0.65	\$5,967,912	\$1,790,374	\$8,057
13	\$9,181,403	0.65	\$5,922,005	\$1,924,652	\$8,661
14	\$9,181,403	0.62	\$5,683,288	\$1,989,151	\$8,951
15	\$9,181,403	0.61	\$5,573,112	\$2,089,917	\$9,405
16	\$9,181,403	0.58	\$5,343,577	\$2,137,431	\$9,618
17	\$9,181,403	0.57	\$5,224,218	\$2,220,293	\$9,991

⁴¹ Data Source: Kentucky Department of Revenue depreciation schedule for Class VI. Values rounded to first digit.

Year	Original Cost	Depreciation ⁴¹	Net Book Value	Leasehold Interest	Total State Tax Revenue
18	\$9,181,403	0.52	\$4,783,511	\$2,152,580	\$9,687
19	\$9,181,403	0.47	\$4,315,259	\$2,049,748	\$9,224
20	\$9,181,403	0.41	\$3,782,738	\$1,891,369	\$8,511
21	\$9,181,403	0.36	\$3,305,305	\$1,735,285	\$7,809
22	\$9,181,403	0.30	\$2,781,965	\$1,530,081	\$6,885
23	\$9,181,403	0.24	\$2,231,081	\$1,282,872	\$5,773
24	\$9,181,403	0.19	\$1,698,560	\$1,019,136	\$4,586
25	\$9,181,403	0.13	\$1,147,675	\$717,297	\$3,228
26	\$9,181,403	0.10	\$918,140	\$596,791	\$2,686
27	\$9,181,403	0.10	\$918,140	\$619,745	\$2,789
28	\$9,181,403	0.10	\$918,140	\$642,698	\$2,892
29	\$9,181,403	0.10	\$918,140	\$665,652	\$2,995
30	\$9,181,403	0.10	\$918,140	\$688,605	\$3,099
31	\$9,181,403	0.10	\$918,140	\$711,559	\$3,202
32	\$9,181,403	0.10	\$918,140	\$734,512	\$3,305
33	\$9,181,403	0.10	\$918,140	\$757,466	\$3,409
34	\$9,181,403	0.10	\$918,140	\$780,419	\$3,512
35	\$9,181,403	0.10	\$918,140	\$803,373	\$3,615
36	\$9,181,403	0.10	\$918,140	\$826,326	\$3,718
37	\$9,181,403	0.10	\$918,140	\$849,280	\$3,822
38	\$9,181,403	0.10	\$918,140	\$872,233	\$3,925
39	\$9,181,403	0.10	\$918,140	\$895,187	\$4,028
40	\$9,181,403	0.10	\$918,140	\$918,140	\$4,132
Cumulative Total over 40 years					\$216,387

School District Tax Revenue without IRB Financing (PILOT)

The analysis that follows summarizes the tax revenue that the proposed Blue Moon Solar project would generate for the Harrison School District, assuming the project was financed without the use of IRBs. In a private financing scenario, in addition to the real property tax revenue generated from taxation of the land assessed at a farm fair cash value (see Table 5), the Harrison School District would generate tax revenue from taxation of the tangible personal property located on the site. Please note that, as mentioned in the previous section, based on guidance from the Kentucky Department of Revenue, this property would be assessed by the Department based on a cost approach during the initial years of operation, moving to an income approach thereafter. Due to data limitations on the future income streams of the project, the analysis presented on the following pages relies on the cost approach for the duration of the project. Please note that actual revenues generated by Blue Moon Solar under this scenario could therefore vary from the analysis presented.

Table 8 portrays the tax revenue that the proposed Blue Moon Solar project would generate for the Harrison School District over a 40-year period from taxation of the tangible personal property located on

the site, without the use of IRB financing. As the data in Table 8 indicate, the tax revenue is estimated to be approximately \$45,996 in year 1 of the project and is projected to decrease to approximately \$4,747 in year 26 of the project and thereafter as the value of the property is depreciated, for a cumulative total of approximately \$0.8 million over 40 years (in 2021 dollars).

Table 8: Estimated Tax Revenue Generated by the Proposed Blue Moon Solar Project over 40 Years from Additional Tangible Personal Property Taxes without IRB Financing (2021 Dollars)

Year	Original Cost	Depreciation	Net Book Value	School District Tax Revenue
Tax Rate (per \$100)				0.517
1	\$9,181,403	\$45,996	\$45,996	\$45,996
2	\$9,181,403	\$45,427	\$45,427	\$45,427
3	\$9,181,403	\$44,810	\$44,810	\$44,810
4	\$9,181,403	\$44,098	\$44,098	\$44,098
5	\$9,181,403	\$42,531	\$42,531	\$42,531
6	\$9,181,403	\$40,205	\$40,205	\$40,205
7	\$9,181,403	\$39,066	\$39,066	\$39,066
8	\$9,181,403	\$37,452	\$37,452	\$37,452
9	\$9,181,403	\$35,838	\$35,838	\$35,838
10	\$9,181,403	\$35,221	\$35,221	\$35,221
11	\$9,181,403	\$33,845	\$33,845	\$33,845
12	\$9,181,403	\$30,854	\$30,854	\$30,854
13	\$9,181,403	\$30,617	\$30,617	\$30,617
14	\$9,181,403	\$29,383	\$29,383	\$29,383
15	\$9,181,403	\$28,813	\$28,813	\$28,813
16	\$9,181,403	\$27,626	\$27,626	\$27,626
17	\$9,181,403	\$27,009	\$27,009	\$27,009
18	\$9,181,403	\$24,731	\$24,731	\$24,731
19	\$9,181,403	\$22,310	\$22,310	\$22,310
20	\$9,181,403	\$19,557	\$19,557	\$19,557
21	\$9,181,403	\$17,088	\$17,088	\$17,088
22	\$9,181,403	\$14,383	\$14,383	\$14,383
23	\$9,181,403	\$11,535	\$11,535	\$11,535
24	\$9,181,403	\$8,782	\$8,782	\$8,782
25	\$9,181,403	\$5,933	\$5,933	\$5,933
26	\$9,181,403	\$4,747	\$4,747	\$4,747
27	\$9,181,403	\$4,747	\$4,747	\$4,747
28	\$9,181,403	\$4,747	\$4,747	\$4,747
29	\$9,181,403	\$4,747	\$4,747	\$4,747
30	\$9,181,403	\$4,747	\$4,747	\$4,747
31	\$9,181,403	\$4,747	\$4,747	\$4,747
32	\$9,181,403	\$4,747	\$4,747	\$4,747
33	\$9,181,403	\$4,747	\$4,747	\$4,747

Year	Original Cost	Depreciation	Net Book Value	School District Tax Revenue
34	\$9,181,403	\$4,747	\$4,747	\$4,747
35	\$9,181,403	\$4,747	\$4,747	\$4,747
36	\$9,181,403	\$4,747	\$4,747	\$4,747
37	\$9,181,403	\$4,747	\$4,747	\$4,747
38	\$9,181,403	\$4,747	\$4,747	\$4,747
39	\$9,181,403	\$4,747	\$4,747	\$4,747
40	\$9,181,403	\$4,747	\$4,747	\$4,747
Cumulative Total over 40 years				\$814,311

Total Fiscal Impact

Table 9 combines the results from the calculations depicted in Tables 5 through 8 to provide an estimate of the cumulative fiscal contribution that the proposed Blue Moon Solar project would make to Harrison County, the Harrison County Fire District, the Harrison School District, and to the State of Kentucky over its anticipated 40-year operational life under an IRB financing scenario. As these data indicate, that cumulative total is approximately \$204,766 for Harrison County, approximately \$44,160 for the Harrison County Fire District, approximately \$1.2 million for the Harrison School District, for a total local contribution of approximately \$1.4 million, and approximately \$1.0 million in state tax revenue over 40 years (in 2021 dollars).⁴²

Table 9: Estimated Cumulative Tax Revenue from the Proposed Blue Moon Solar Project over 40 Years – IRB Scenario plus PILOT Payments (2021 dollars)

Tax Revenue by Type	Harrison County	Harrison County Fire District	Harrison School District	Total Local Tax Revenue	Total State Tax Revenue
Real Property Tax Revenue – Land	\$204,766	\$44,160	\$368,236	\$617,161	\$86,895
Manufacturing Machinery Tax Revenue	-	-	-	-	\$649,161
Personal Property Tax Revenue	-	-	-	-	\$216,387
PILOT Payments ⁴³	-	-	\$814,311	\$814,311	-
TOTAL Cumulative Revenue over 40 years	\$204,766	\$44,160	\$1,182,547	\$1,431,472	\$952,443

**Totals may not sum due to rounding.*

⁴² Actual value of PILOT payments is subject to negotiation between Recurrent Energy and Harrison County.

⁴³ Actual value of PILOT payments is subject to negotiation between Recurrent Energy and Harrison County.

Current Agricultural Use

This section provides a benchmark for the previous estimates of the economic contribution that the proposed Blue Moon Solar project would make to Harrison County by estimating the economic and fiscal contribution that the site would make to the county in an active agricultural use. The analysis is based on the following assumptions:

- The proposed Blue Moon Solar would be situated on an approximate 650-acre tract of land, which is currently used to produce corn, soybeans, hay, and as rangeland for cattle.⁴⁴
- Average annual revenue per acre for Harrison County farmland is approximately \$252.54.⁴⁵
- The 650-acre tract of farmland would be located in the Harrison County district. The land and structures to be removed are currently assessed at approximately \$323,720.⁴⁶

Applying these assumptions in the IMPLAN model results in the following estimates of annual economic impact. As shown in Table 10, in its current agricultural use, the proposed Blue Moon Solar project site directly supports approximately: 1) 3 jobs, 2) -\$29,223 in labor income⁴⁷, and 3) \$164,149 in economic output to Harrison County.

Taking into account the economic ripple effects that direct impact generates, the total annually supported impact on Harrison County would be approximately: 1) 3 jobs, 2) -\$26,962 in labor income, 3) \$178,153 in economic output.

Table 10: Total Annual Economic Impact of the Blue Moon Solar Project Site on Harrison County – Current Agricultural Use (2021 Dollars)

Economic Impact	Employment	Labor Income ⁴⁸	Output
1st Round Direct Economic Activity	3	-\$29,223	\$164,149
2nd Round Indirect and Induced Economic Activity	0	\$2,262	\$14,004
Total Economic Activity	3	-\$26,962	\$178,153

Table 11 details the estimated current real property tax revenue generated from taxation of the affected structures and the project site assessed at an agricultural use farmland value. The total local real property tax revenue from the site is estimated to be approximately \$2,805 per year, for a cumulative

⁴⁴ Data Source: Recurrent Energy.

⁴⁵ Data Source: Estimated based on data from the U.S. Department of Agriculture 2017 Census in Harrison County. Calculated as the weighted average revenue per acre for corn, soy, hay, and rangeland for cattle, based on the respective acreage for each category.

⁴⁶ Data Source: Derived from the site layout provided by Recurrent Energy and from parcel data on the farmland value provided on the Harrison County Property Valuation Administrator website.

⁴⁷ Labor income is the sum of employee compensation and proprietor income. If proprietor income is negative, overall labor income can be negative, even when total employee wages are positive.

⁴⁸ Labor income is the sum of employee compensation and proprietor income. If proprietor income is negative, overall labor income can be negative, even when total employee wages are positive.

total of approximately \$112,200 (consisting of approximately \$37,227 in county revenue, \$8,028 in fire district revenue, and \$66,945 in school district revenue) over the project’s anticipated 40-year operational life (in 2021 dollars).

The total current state real property tax revenue from the site is estimated to be approximately \$395 per year for a cumulative total of approximately \$15,798 over the project’s anticipated 40-year operational life (in 2021 dollars).

Table 11: Estimated Tax Revenue Generated by the Land under an Agricultural Use over 40 Years (2021 Dollars)

	Harrison County	Harrison County Fire District	Harrison School District	Total Local Tax Revenue	State Revenue
Real Estate Tax Rate per \$100 ⁴⁹	0.2875	0.062	0.517	0.8665	0.122
Estimated Current Agricultural Farmland Value of Land and Affected Structures ⁵⁰					\$323,720
Annual Real Estate Tax Revenue	\$931	\$201	\$1,674	\$2,805	\$395
Cumulative Real Estate Tax Revenue over 40 Years – Agricultural Use	\$37,227	\$8,028	\$66,945	<u>\$112,200</u>	<u>\$15,798</u>

The estimates provided in this report are based on the best information available and all reasonable care has been taken in assessing that information. However, because these estimates attempt to foresee circumstances that have not yet occurred, it is not possible to provide any assurance that they will be representative of actual events. These estimates are intended to provide a general indication of likely future outcomes and should not be construed to represent a precise measure of those outcomes.

⁴⁹ Data Source: Kentucky Department of Revenue and Harrison County PVA, 2020 property tax rates. Assumes tax rates remain constant throughout analysis.

⁵⁰ Data Source: Derived from the site layout provided by Recurrent Energy and from parcel data provided on the Harrison County Property Valuation Administrator website.

EXHIBIT G - CUP Approval

October 26, 2021

From: Bonnie Skinner
Director

To: Blue Moon Energy LLC,

Cynthiana, Ky. 41031

Re: Conditional Use approval and conditions.

Dear Blue Moon Energy LLC,

The Harrison County Board of Adjustment approved at its meeting on 10/26/2021 your request of a conditional use for Blue Moon Energy LLC (“Applicant”), a wholly-owned subsidiary of Recurrent Energy, LLC (RE), proposes the following conditions in connection to their Conditional Use Permit application to develop and construct the Blue Moon Solar Project (the “Project”), an approximately 70 MW (AC) photovoltaic (PV”) solar energy conversion facility (“Facility”) in Harrison County (the “County”), Kentucky.

1. **Site Development Plan; Location.** All solar panels and other above-ground equipment will be located within the “Buildable Area” as shown on the Conceptual Site Plan included with the CUP application.
2. **Height.** Permanently installed solar equipment, excluding MET stations, utility poles, antennas, and substation equipment, shall not exceed twenty (20) feet in height.
3. **Setbacks.** Except for fencing and any pole mounted electric lines, consistent with the County ordinance, all above-ground equipment will have a minimum front setback of at least one hundred (100) feet to frontage boundary lines and fifty (50) feet to side and rear boundary lines of any non-participating properties and roadways. No setbacks are required between the boundary lines of parcels that are part of a single project. Above-ground equipment shall be located no closer than 150’ from any participating residential structures and no closer than 200’ feet from any non-participating landowner.
4. **Landscaping.** Along the perimeter locations shown on the Conceptual Site Plan, the setback will include a vegetative buffer area comprised of existing vegetation and supplemental landscaping consisting of a double row of evergreen trees and shrubs, as needed. Applicant will confer with the agricultural department and communicate with adjoining property owners regarding appropriate landscaping. Trees will size 6 feet in height at planting. Supplemental landscaping will be replaced within six (6) months of death. 100% of all project boundaries shall be buffered.
5. **Permanent Storage.** Associated outside storage shall be completely screened with a vegetative buffer from view from all streets and adjacent residential structures.
6. **Construction.** All construction activities shall be limited to daylight hours between 7:00 a.m. to 9:00 p.m. and will not be conducted on Sundays unless it is necessary to make up for delays or to meet

deadlines. Construction workers may arrive on site prior to 7 a.m., but construction activities shall not commence until 7 a.m.

7. **Stormwater Management.** The Applicant shall prepare stormwater management plans that meet or exceed the Kentucky Stormwater Management Program regulations for all regulated activities at all stages of construction, operation, and decommissioning.
8. **Permits.** The Applicant shall obtain all required regulatory permits including, but not limited to, a KPDES General Permit for Stormwater Discharges Associated with Construction Activity and a certificate of construction from the Kentucky State Board on Electric Generation and Transmission.
9. **Security.** Following construction of the Project, the Facility shall be fenced and secured with a locked gate. The Project Site shall also be secured during construction. The Facility Owner will install and maintain a permanent perimeter fence that meets the requirements of the National Electrical Safety Code. The perimeter fence will consist of a chain link fence coated in green or black coating.
10. **Lighting.** Fixed lighting will be shielded and downward facing to minimize light spillage and shall be motion-activated.
11. **Decommissioning.** A Decommissioning Plan shall be prepared by the applicant that includes a commitment to remove above ground solar facility equipment and restore the land to a quality suitable for its previous use upon the end of the project's life. Equipment located below ground may be left in place in accordance with landowner agreements. A Cost Estimate shall be prepared by a an individual or firm with experience or expertise in the costs for removal or decommissioning of electric generating facilities. The Applicant shall post a combination performance and warranty surety in the amount indicated by the Cost Estimate in the form of either a Cash Deposit, Irrevocable Letter of Credit, or Surety Bond. The Decommissioning Plan and associated Cost Estimate will be updated every five (5) years, and the security revised as appropriate. Decommissioning will occur in accordance with Article 23 of the Harrison County Zoning Ordinance within a timeframe of twelve (12) months.
12. **Survival.** So long as the Project is operated in conformance with these conditions, the CUP shall continue for the life of the Project.
13. **Debris Maintenance.** Ground shall remain free of debris at all times after construction has been completed.
14. **Emergency Response.** Prior to construction, the Applicant shall provide a finalized Emergency Response Plan to the local fire district and the County Emergency Management Agency. Applicant will provide training for local emergency responders at their request.
15. **Road Repairs.** Damage to public roads caused by construction within 150 feet of the designated access points will be promptly repaired. Ninety days prior to commencement of construction, Applicant shall conduct a pre-construction road survey to document the condition of the pavement and shoulders along roads adjacent to the Project boundary. Applicant will repair damage directly attributable to Facility construction within such area.
16. **Sound.** Applicant shall not generate noise in excess of 125 db at the outer boundary of the setbacks required by condition 3. Compliance with this condition shall be sufficient to negate the need for any sound mitigation techniques or equipment during construction. Additionally, compliance with this condition shall provide the Applicant flexibility to place central inverters, panels, and substations, in any project location so long as the 125db limit is maintained during construction and operation.
17. **Construction Dust.** Applicant shall produce a plan to control fugitive dust during construction and make said plan available to the County upon request.



Planning and
Community Development
Cynthiana - Harrison County - Berry
Planning Commission

Cynthiana-Harrison Co-Berry Joint Planning Commission
111 South Main Street, Suite 202
Cynthiana, KY 41031
Ph (859) 234-7165
Fax (859) 234-7211
www.harrisonplanning.com

-
18. **Comment Response.** Applicant shall create a plan to track and address comments or concerns from adjoining landowners during construction. The plan and tracked information shall be available to the County upon request.