



COLUMBIA GAS OF KENTUCKY, INC.
CUSTOMER CHOICESM PROGRAM
2026 ANNUAL REPORT

COLUMBIA GAS OF KENTUCKY, INC.
2026 ANNUAL REPORT

TABLE OF CONTENTS

TABLE OF CONTENTS	2
SUMMARY	3
INTRODUCTION	3
CUSTOMER CONCERNS	3
CERTIFIED MARKETERS	4
MARKETER RATES	5
RESIDENTIAL & COMMERCIAL CUSTOMER PARTICIPATION	9
MARKETER ENROLLMENT	10
METHODS OF ENROLLMENT	11
TOTAL VOLUMES PURCHASED FROM MARKETERS BY PARTICIPATING CUSTOMERS	12
PERCENTAGE OF CUSTOMER PARTICIPATION BY VOLUME	13

COLUMBIA GAS OF KENTUCKY, INC.
2026 ANNUAL REPORT

SUMMARY

INTRODUCTION

Columbia Gas of Kentucky’s (“Columbia’s”) application requesting approval of its initial Customer Choice Program described an annual report to be filed with the Kentucky Public Service Commission (“Commission”). The initial pilot program began in 2000 and terminated on March 31, 2005. Columbia’s new pilot Customer Choice Program became effective on April 1, 2005, and by subsequent Orders, the most recent dated June 28, 2024, was extended through March 31, 2028. This annual report will summarize the existing program and customer complaints.

The participating marketers are a combination of long and short term participants in Columbia’s CHOICE Program. The marketers provide numerous gas supply options. As of May 2026, Choice customers have saved (\$81,529,405). This savings is calculated as the amount paid by customers compared to the amount the customers would have paid if they had not opted to be supplied by a marketer in the first place. This is the grand total from the initial Choice program through April 30, 2026.

CUSTOMER CONCERNS

The Customer Contact Center received 163 calls from May 2025 through April 2026 from customers seeking information about the Customer Choice Program. The nature of the concerns of the customers are shown below:

Choice Information	142
Customer Exclusion	7
Marketer Complaint	2
Marketer Savings	1
Price to Compare	10
Send Brochure	1

COLUMBIA GAS OF KENTUCKY, INC.
2026 ANNUAL REPORT

CERTIFIED MARKETERS

Constellation NewEnergy
Gas Division, LLC
Darcy Fabrizius
9400 Bunsen Parkway Suite 100
Louisville, Kentucky 40220
800-785-4373

Interstate Gas Supply, LLC
dba IGS Energy
Matt White
6100 Emerald Parkway
Dublin, Ohio 43016
800-280-4474

Novec Energy Solutions Inc.
Christopher R. Hild
10323 Lomond Drive
Manassas, VA 20109
888-627-7283

Residents Energy
Allan Schwab
520 Broad Street
Newark, NJ 07102
888-828-7374

Stand Energy Corporation
John M. Dosker
1077 Celestial Street, Suite 110
Cincinnati, Ohio 45202-1629
800-598-2046

Vista Energy Marketing, L.P.
Harry Kingerski
4306 Yoakum Blvd, Suite 600
Houston, Texas 77006
888-508-4782

Xoom Energy Kentucky, LLC
Stephanie Kueffner
11208 Statesville Road, Suite 200
Huntersville, NC 28078
888-997-8979

COLUMBIA GAS OF KENTUCKY, INC.
2026 ANNUAL REPORT

MARKETER RATES

The following marketer rates are not identified by marketer name in order to avoid undue influence in a competitive market.

Rate Per MCF

Marketer	May 2026
A	\$8.02
A	\$6.50
A	\$4.99
A	\$4.10
A	\$5.22
A	\$7.49
A	\$9.72
A	\$5.67
A	\$5.60
A	\$6.39
A	\$10.00
A	\$9.99
A	\$8.41
A	\$6.89
A	\$6.06
A	\$7.22
B	\$6.36
B	\$5.22
B	\$7.69
B	\$9.39
B	\$5.46
B	\$7.99
B	\$5.13
B	\$4.70
B	\$4.99
B	\$6.43
B	\$4.79
B	\$8.29
B	\$4.89
B	\$5.39
B	\$4.30

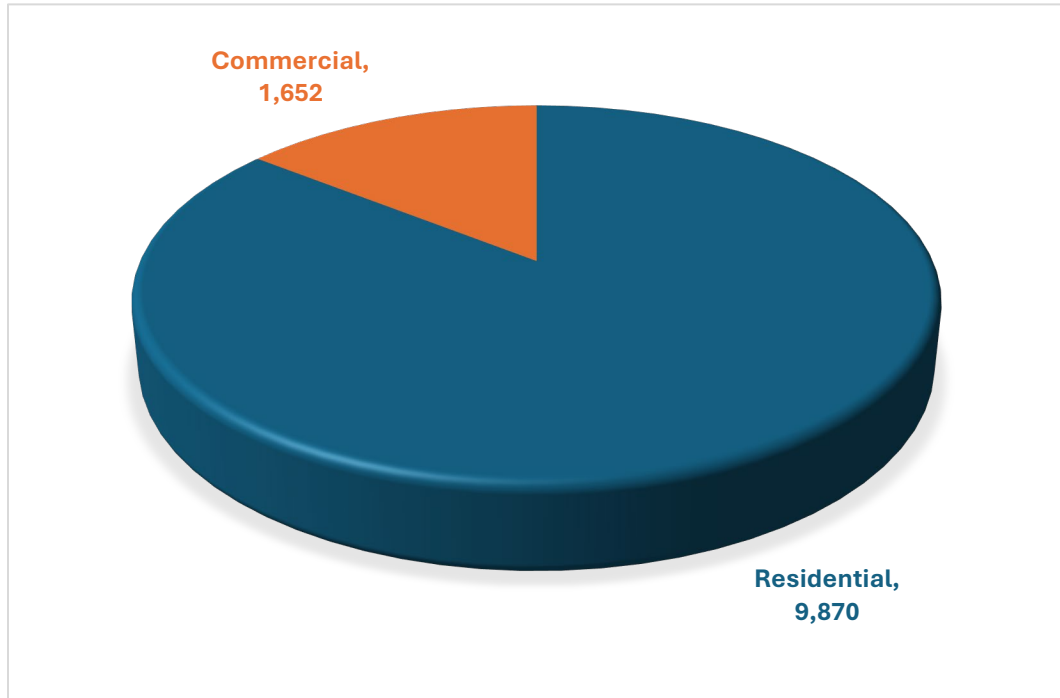
Marketer	May 2026
B	\$6.49
B	\$4.50
B	\$5.85
B	\$7.86
B	\$5.52
B	\$5.99
B	\$6.29
B	\$6.19
B	\$5.72
B	\$5.65
B	\$5.29
B	\$6.59
B	\$5.04
B	\$5.56
B	\$9.39
B	\$8.99
B	\$5.65
B	\$6.79
B	\$6.99
B	\$7.49
B	\$9.79
B	\$7.39
B	\$10.49
B	\$10.99
B	\$11.49
B	\$8.49
B	\$8.59
C	\$7.49
C	\$5.68
C	\$10.99
C	\$7.19
C	\$8.99
C	\$6.99
C	\$6.58
C	\$7.24
C	\$8.49
C	\$8.99
C	\$5.89
C	\$8.49
C	\$4.99

Marketer	May 2026
C	\$7.91
C	\$5.14
C	\$5.33
C	\$6.74
C	\$8.99
C	\$4.14
C	\$7.89
C	\$6.49
C	\$6.33
C	\$9.99
C	\$5.49
C	\$5.74
C	\$6.24
C	\$8.99
C	\$6.69
C	\$5.24
C	\$5.14
C	\$7.55
C	\$5.34
C	\$5.99
C	\$6.69
D	\$6.10
D	\$6.94
D	\$6.90
D	\$8.01
D	\$7.71
E	\$7.00
E	\$10.99
E	\$12.99
E	\$5.99
E	\$4.65
F	\$10.99
F	\$10.99
F	\$5.99
F	\$8.49
F	\$4.89
F	\$8.99
F	\$5.59
F	\$9.49
F	\$9.99

Marketer	May 2026
F	\$5.39
F	\$6.49
F	\$6.99
F	\$7.49
F	\$7.99
F	\$10.49
F	\$10.99
F	\$11.29

COLUMBIA GAS OF KENTUCKY, INC.
2026 ANNUAL REPORT

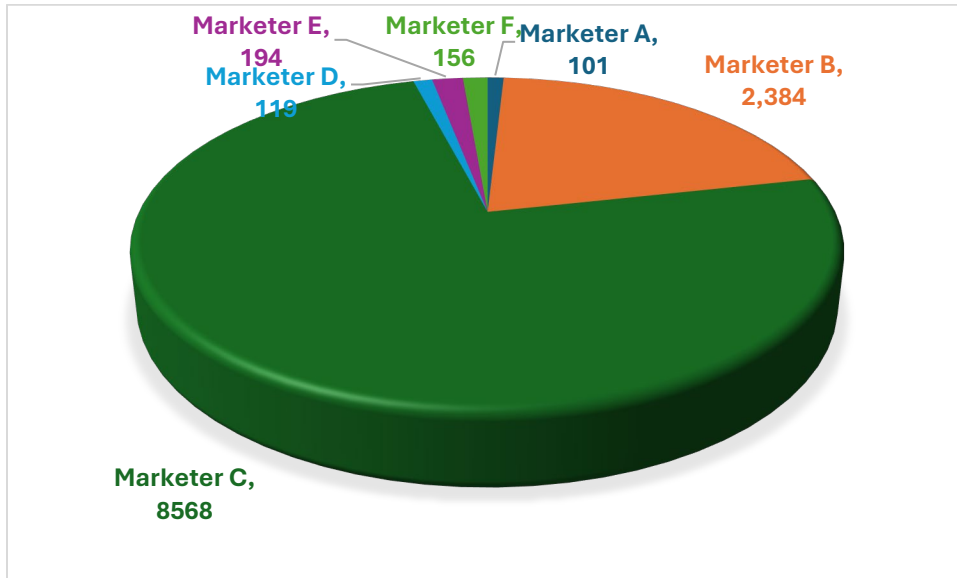
RESIDENTIAL & COMMERCIAL CUSTOMER PARTICIPATION



AS OF APRIL 30, 2026

COLUMBIA GAS OF KENTUCKY, INC.
2026 ANNUAL REPORT

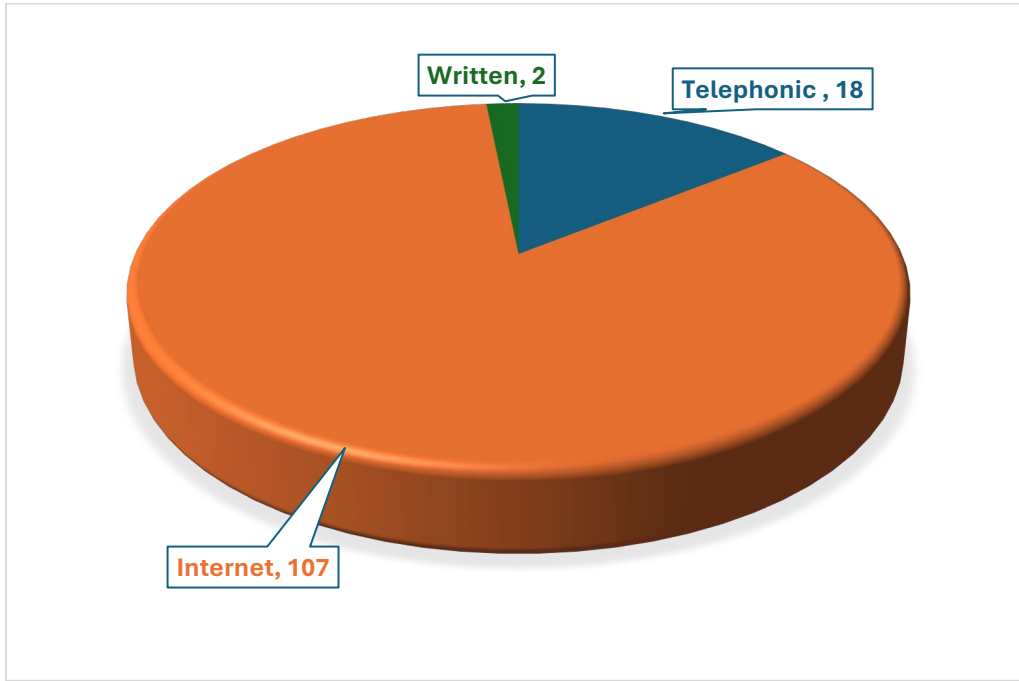
MARKETER ENROLLMENT



AS OF APRIL 30, 2026

COLUMBIA GAS OF KENTUCKY, INC.
2026 ANNUAL REPORT

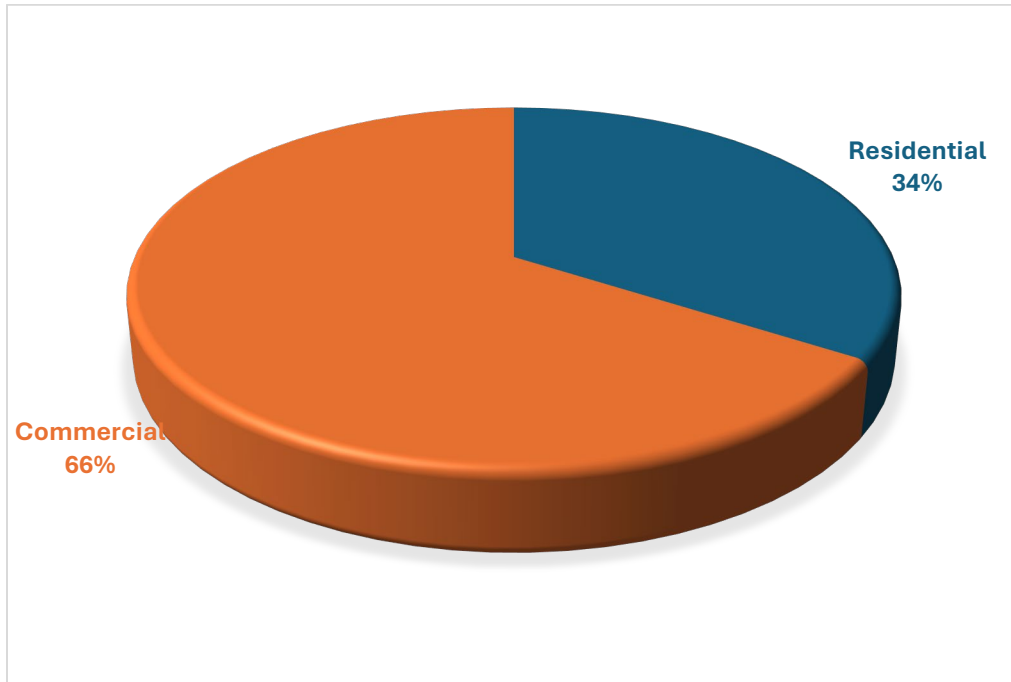
METHODS OF ENROLLMENT



AS OF APRIL 30, 2026

COLUMBIA GAS OF KENTUCKY, INC.
2026 ANNUAL REPORT

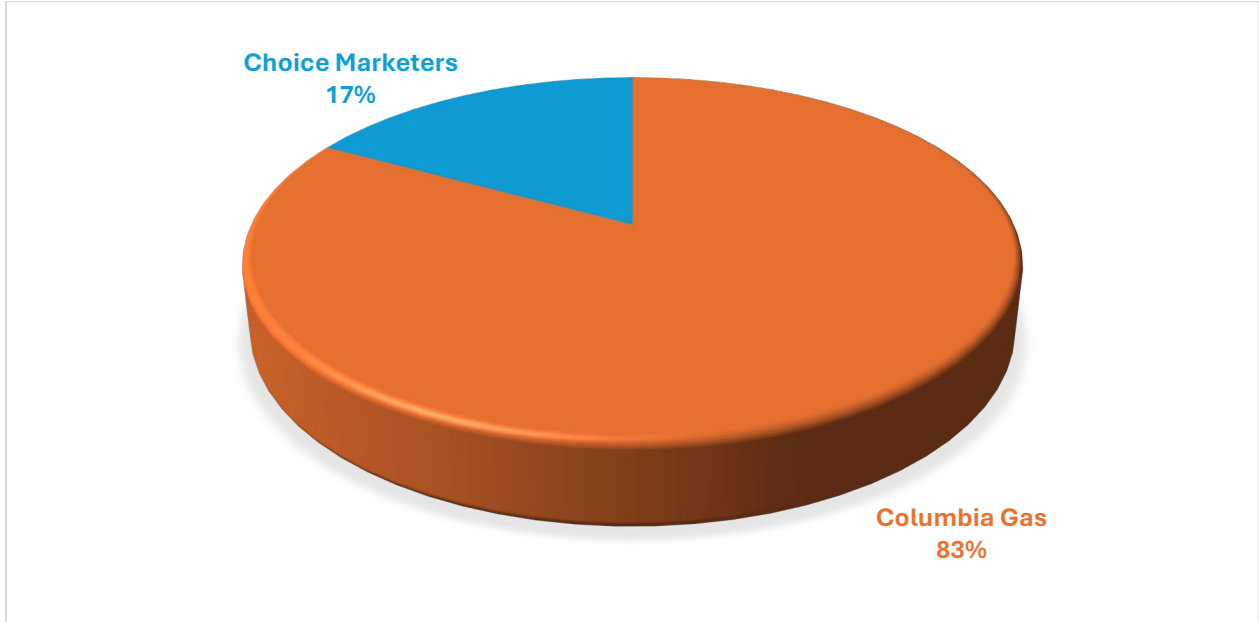
TOTAL VOLUMES PURCHASED FROM MARKETERS BY PARTICIPATING
CUSTOMERS



AS OF APRIL 30, 2026

COLUMBIA GAS OF KENTUCKY, INC.
2026 ANNUAL REPORT

PERCENTAGE OF CUSTOMER PARTICIPATION BY VOLUME



AS OF APRIL 30, 2026