


CITY OF JACKSON, KENTUCKY

**FINANCIAL STATEMENTS AND
SUPPLEMENTARY INFORMATION
FOR THE YEAR ENDED JUNE 30, 2020**

TOGETHER WITH INDEPENDENT AUDITOR'S REPORTS

TABLE OF CONTENTS

	<u>PAGE</u>	
INDEPENDENT AUDITOR'S REPORT	2-4	
BASIC FINANCIAL STATEMENTS:		
Government-wide Financial Statements -		
Statement of Net Position	5	
Statement of Activities	6	
Fund Financial Statements -		
Balance Sheet - Governmental Funds	7	
Reconciliation of the Balance Sheet - Governmental Funds to the Statement of Net Position	8	
Statement of Revenues, Expenditures and Changes in Fund Balances - Governmental Funds	9	
Reconciliation of the Statement of Revenues, Expenditures, and Changes in Fund Balances of Governmental Funds to the Statement of Activities	10	
Statement of Net Position - Proprietary Funds	11	
Statement of Revenues, Expenses and Changes in Net Position - Proprietary Funds	12	
Statement of Cash Flows - Proprietary Funds	13	
Statements of Revenues, Expenditures and Changes in Fund Balance - Budget and Actual - General Fund	14	
Statements of Revenues, Expenditures and Changes in Fund Balance - Budget and Actual - Special Revenue Fund	15	
Notes to Financial Statements	16-33	
REQUIRED SUPPLEMENTARY INFORMATION:		
Schedule of City's Proportionate Share of the Net Pension and OPEB Liability	34	
Schedule of Pension and OPEB Contributions	35	
Notes to Required Supplementary Information	36-38	
SUPPLEMENTAL INFORMATION:		
Combining Statements - Non-Major Funds -		
Combining Balance Sheet - Non-Major Governmental Funds	39	
Combining Statement of Revenues, Expenditures and Changes In Fund Balances - Non-Major Governmental Funds	40	
Schedule of Expenditures of Federal Awards	41	
INDEPENDENT AUDITOR'S REPORT ON INTERNAL CONTROL OVER FINANCIAL REPORTING AND ON COMPLIANCE AND OTHER MATTERS BASED ON AN AUDIT OF FINANCIAL STATEMENTS PERFORMED IN ACCORDANCE WITH GOVERNMENT AUDITING STANDARDS		42-43
INDEPENDENT AUDITOR'S REPORT ON COMPLIANCE FOR EACH MAJOR PROGRAM AND ON INTERNAL CONTROL OVER COMPLIANCE REQUIRED BY THE UNIFORM GUIDANCE		44-45
SCHEDULE OF FINDINGS AND QUESTIONED COSTS	46-47	
CORRECTIVE ACTION PLAN	48	
SUMMARY SCHEDULE OF PRIOR AUDIT FINDINGS	49	



Kelley **G**alloway
Smith **G**oolsby, PSC
Certified Public Accountants and Advisors

1200 Corporate Court • P. O. Box 990 • Ashland, Kentucky 41105

• Phone (606) 329-1811 (606) 329-1171 • Fax (606) 329-8756 (606) 325-0590

• Web www.ksgscpa.com Member of **Alinnia** GLOBAL

INDEPENDENT AUDITOR'S REPORT

The Honorable Mayor
and Members of City Council
City of Jackson
Jackson, Kentucky

Report on the Financial Statements

We have audited the accompanying financial statements of the governmental activities, the business-type activities, each major fund, and the aggregate remaining fund information of the City of Jackson, Kentucky (the "City") as of and for the year ended June 30, 2020, and the related notes to the financial statements, which collectively comprise the City's basic financial statements as listed in the table of contents.

Management's Responsibility for the Financial Statements

Management is responsible for the preparation and fair presentation of these financial statements in accordance with accounting principles generally accepted in the United States of America; this includes the design, implementation, and maintenance of internal control relevant to the preparation and fair presentation of financial statements that are free from material misstatement, whether due to fraud or error.

Auditor's Responsibility

Our responsibility is to express opinions on these financial statements based on our audit. We conducted our audit in accordance with auditing standards generally accepted in the United States of America and the standards applicable to financial audits contained in *Government Auditing Standards*, issued by the Comptroller General of the United States. Those standards require that we plan and perform the audit to obtain reasonable assurance about whether the financial statements are free from material misstatement.

An audit involves performing procedures to obtain audit evidence about the amounts and disclosures in the financial statements. The procedures selected depend on the auditor's judgment, including the assessment of the risks of material misstatement of the financial statements, whether due to fraud or error. In making those risk assessments, the auditor considers internal control relevant to the entity's preparation and fair presentation of the financial statements in order to design audit procedures that are appropriate in the circumstances, but not for the purpose of expressing an opinion on the effectiveness of the entity's internal control. Accordingly, we express no such opinion. An audit also includes evaluating the appropriateness of accounting policies used and the reasonableness of significant accounting estimates made by management, as well as evaluating the overall presentation of the financial statements.

We believe that the audit evidence we have obtained is sufficient and appropriate to provide a basis for our audit opinions.

Opinions

In our opinion, the financial statements referred to above present fairly, in all material respects, the respective financial position of the governmental activities, the business-type activities, each major fund, and the aggregate remaining fund information of the City of Jackson, Kentucky as of June 30, 2020, and the respective changes in financial position and, where applicable, cash flows thereof, and the respective budgetary comparison for each major fund for the year then ended in accordance with accounting principles generally accepted in the United States of America.

Other Matters

Required Supplementary Information

Accounting principles generally accepted in the United States of America require that the Schedule of City's Proportionate Share of the Net Pension and OPEB Liability and the Schedule of Pension and OPEB Contributions on pages 34-38 be presented to supplement the basic financial statements. Such information, although not a part of the basic financial statements, is required by the Governmental Accounting Standards Board, who considers it to be an essential part of financial reporting for placing the basic financial statements in an appropriate operational, economic, or historical context. We have applied certain limited procedures to the required supplementary information in accordance with auditing standards generally accepted in the United States of America, which consisted of inquiries of management about the methods of preparing the information and comparing the information for consistency with management's responses to our inquiries, the basic financial statements, and other knowledge we obtained during our audit of the basic financial statements. We do not express an opinion or provide any assurance on the information because the limited procedures do not provide us with sufficient evidence to express an opinion or provide any assurance.

Management has omitted a Management's Discussion and Analysis that accounting principles generally accepted in the United States of America requires to be presented to supplement the basic financial statements. Such missing information, although not a part of the basic financial statements is required by the Governmental Accounting Standards Board who considers it to be an essential part of financial reporting for placing the basic financial statements in an appropriate operational, economic, or historical context. Our opinion on the basic financial statements is not affected by this missing information.

Other Information

Our audit was conducted for the purpose of forming opinions on the financial statements that collectively comprise the City's basic financial statements. The combining statements are presented for purposes of additional analysis and are not a required part of the basic financial statements. The schedule of expenditures of federal awards is presented for purposes of additional analysis as required by Title 2 U.S. *Code of Federal Regulations* (CFR) Part 200, *Uniform Administrative Requirements, Cost Principles, and Audit Requirements for Federal Awards*, and is also not a required part of the basic financial statements.

The combining statements and the schedule of expenditures of federal awards are the responsibility of management and were derived from and relates directly to the underlying accounting and other records used to prepare the basic financial statements. Such information has been subjected to the auditing procedures applied in the audit of the basic financial statements and certain additional procedures, including comparing and reconciling such information directly to the underlying accounting and other records used to prepare the basic financial statements or to the basic financial statements themselves, and other additional procedures in accordance with auditing standards generally accepted in the United States of America. In our opinion, the information is fairly stated in all material respects in relation to the basic financial statements as a whole.

Other Reporting Required by *Government Auditing Standards*

In accordance with *Government Auditing Standards*, we have also issued our report dated December 30, 2020, on our consideration of the City's internal control over financial reporting and on our tests of its compliance with certain provisions of laws, regulations, contracts, and grant agreements and other matters. The purpose of that report is solely to describe the scope of our testing of internal control over financial reporting and compliance and the results of that testing and not to provide an opinion on the effectiveness of the City's internal control over financial reporting or on compliance. That report is an integral part of an audit performed in accordance with *Government Auditing Standards* in considering the City's internal control over financial reporting and compliance.

Kelley Galloway Smith Hoobey, PSC

Ashland, Kentucky
December 30, 2020

CITY OF JACKSON, KENTUCKY
STATEMENT OF NET POSITION
JUNE 30, 2020

	Governmental Activities	Business-Type Activities	Total
ASSETS			
Cash and cash equivalents	\$ 352,744	\$ 59,706	\$ 412,450
Accounts receivable	30,950	274,610	305,560
Taxes receivable	12,203	-	12,203
Due from (to) other funds	699,165	(699,165)	-
Restricted assets -			
Cash and cash equivalents	543,617	314,606	858,223
Nondepreciable capital assets	575,000	1,665,469	2,240,469
Depreciable capital assets	9,094,357	30,053,796	39,148,153
Accumulated depreciation	(6,716,296)	(14,899,202)	(21,615,498)
 Total assets	 <u>4,591,740</u>	 <u>16,769,820</u>	 <u>21,361,560</u>
DEFERRED OUTFLOW OF RESOURCES			
Deferred savings from debt refunding	46,200	-	46,200
Deferred outflows - pension related	542,891	262,528	805,419
Deferred outflows - OPEB related	235,449	113,857	349,306
Total deferred outflow of resources	<u>824,540</u>	<u>376,385</u>	<u>1,200,925</u>
LIABILITIES			
Accounts payable	36,446	74,660	111,106
Other accrued liabilities	124,412	18,522	142,934
Current portion of long-term debt	292,165	418,660	710,825
Accrued interest payable	-	11,553	11,553
Customer deposits	-	216,856	216,856
Long-term debt, net of current portion	1,567,082	5,281,349	6,848,431
Accrued compensated absences, noncurrent	142,414	60,756	203,170
Net pension liability, due in more than one year	2,362,909	1,142,642	3,505,551
Net OPEB liability, due in more than one year	564,943	273,192	838,135
 Total liabilities	 <u>5,090,371</u>	 <u>7,498,190</u>	 <u>12,588,561</u>
DEFERRED INFLOW OF RESOURCES			
Deferred inflows - pension related	100,566	48,631	149,197
Deferred inflows - OPEB related	221,351	107,040	328,391
	<u>321,917</u>	<u>155,671</u>	<u>477,588</u>
NET POSITION			
Net investment in capital assets	1,140,014	11,120,054	12,260,068
Restricted	543,617	314,606	858,223
Unrestricted	(1,679,639)	(1,942,316)	(3,621,955)
 Total net position	 <u>\$ 3,992</u>	 <u>\$ 9,492,344</u>	 <u>\$ 9,496,336</u>

The accompanying notes to financial statements are
an integral part of this statement.

**CITY OF JACKSON, KENTUCKY
STATEMENT OF ACTIVITIES
FOR THE YEAR ENDED JUNE 30, 2020**

Functions/Programs	Expenses	Program Revenues			Net (Expense) Revenue and Changes in Net Position		
		Charges for Services	Operating Grants and Contributions	Capital Grants and Contributions	Governmental Activities	Business-Type Activities	Total
Governmental Activities							
General government	\$ 965,324	\$ -	\$ 76,667	\$ -	\$ (888,657)	\$ -	\$ (888,657)
Police	897,776	7,055	94,867	-	(795,854)	-	(795,854)
Fire	243,311	-	-	-	(243,311)	-	(243,311)
Streets	174,199	-	122,986	-	(51,213)	-	(51,213)
Sanitation	361,382	373,985	-	-	12,603	-	12,603
Tourism	33,426	-	-	-	(33,426)	-	(33,426)
Parks	408,754	56,200	-	-	(352,554)	-	(352,554)
Social service	3,000	-	-	-	(3,000)	-	(3,000)
Infrastructure depreciation	18,601	-	-	-	(18,601)	-	(18,601)
Debt service	310,534	-	-	-	(310,534)	-	(310,534)
Total governmental activities	<u>3,416,307</u>	<u>437,240</u>	<u>294,520</u>	<u>-</u>	<u>(2,684,547)</u>	<u>-</u>	<u>(2,684,547)</u>
Business-Type Activities							
Water	2,275,832	1,597,483	-	1,038,297	-	359,948	359,948
Sewer	922,433	720,374	-	-	-	(202,059)	(202,059)
Total business-type activities	<u>3,198,265</u>	<u>2,317,857</u>	<u>-</u>	<u>1,038,297</u>	<u>-</u>	<u>157,889</u>	<u>157,889</u>
Total primary government	<u>\$ 6,614,572</u>	<u>\$ 2,755,097</u>	<u>\$ 294,520</u>	<u>\$ 1,038,297</u>	<u>\$ (2,684,547)</u>	<u>\$ 157,889</u>	<u>\$ (2,526,658)</u>
General Revenues:							
Property and other local taxes					\$ 499,978	\$ -	\$ 499,978
Occupational license fees					1,407,297	-	1,407,297
Insurance premiums					357,884	-	357,884
Tourism tax					352,670	-	352,670
Coal/mineral severance & LGEA					16,571	-	16,571
Interest income					780	344	1,124
Other income					497,723	-	497,723
Total general revenues					<u>3,132,903</u>	<u>344</u>	<u>3,133,247</u>
Change in net position					<u>448,356</u>	<u>158,233</u>	<u>606,589</u>
Net position, June 30, 2019					<u>(444,364)</u>	<u>9,334,111</u>	<u>8,889,747</u>
Net position, June 30, 2020					<u>\$ 3,992</u>	<u>\$ 9,492,344</u>	<u>\$ 9,496,336</u>

The accompanying notes to financial statements are
an integral part of this statement.

**CITY OF JACKSON, KENTUCKY
BALANCE SHEET
GOVERNMENTAL FUNDS
JUNE 30, 2020**

	General	Special Revenue	Other Governmental Funds	Total Governmental Funds
Assets				
Cash and cash equivalents	\$ 352,744	\$ -	\$ -	\$ 352,744
Accounts receivable	30,950	-	-	30,950
Taxes receivable	12,203	-	-	12,203
Restricted-cash and cash equivalents	-	442,706	100,911	543,617
Due from other funds	699,165	-	-	699,165
Total assets	\$ 1,095,062	\$ 442,706	\$ 100,911	\$ 1,638,679
Liabilities and Fund Balances				
Liabilities:				
Accounts payable	\$ 36,446	\$ -	\$ -	\$ 36,446
Accrued expenses	124,412	-	-	124,412
Total liabilities	160,858	-	-	160,858
Fund Balances:				
Restricted	-	442,706	100,911	543,617
Unassigned	934,204	-	-	934,204
Total fund balances	934,204	442,706	100,911	1,477,821
Total liabilities and fund balances	\$ 1,095,062	\$ 442,706	\$ 100,911	\$ 1,638,679

The accompanying notes to financial statements are
an integral part of this statement.

CITY OF JACKSON, KENTUCKY
RECONCILIATION OF THE BALANCE SHEET - GOVERNMENTAL FUNDS TO THE STATEMENT OF NET
POSITION
JUNE 30, 2020

Total fund balance - total governmental funds		\$ 1,477,821
Amounts reported for governmental activities in the statement of net position are different because:		
Capital assets of \$9,669,357 net of accumulated depreciation of \$6,716,296 used in governmental activities are not financial resources and therefore are not reported in the governmental funds.		2,953,061
Savings from debt refunding are not available to pay current period expenditures and therefore are not reported in the governmental funds		46,200
Deferred outflows and inflows of resources related to pensions and OPEB are applicable to future periods and, therefore, are not reported in the funds		456,423
Long-term liabilities, including bonds payable, are not due and payable in the current period and therefore are not reported in the governmental funds.		
Debt	(1,859,247)	
Accrued compensated absences	(142,414)	
Net pension liability	(2,362,909)	
Net OPEB liability	(564,943)	(4,929,513)
Net position - governmental activities		\$ 3,992

The accompanying notes to financial statements are
an integral part of this statement.

CITY OF JACKSON, KENTUCKY
STATEMENT OF REVENUES, EXPENDITURES AND CHANGES IN FUND BALANCES
GOVERNMENTAL FUNDS
FOR THE YEAR ENDED JUNE 30, 2020

	General	Special Revenue	Other Governmental Funds	Total Governmental Funds
Revenues				
Property taxes	\$ 334,438	\$ -	\$ -	\$ 334,438
Delinquent property taxes	16,395	-	-	16,395
Franchise taxes	52,712	-	-	52,712
Occupational license fees	1,407,297	-	-	1,407,297
Arrest fees, fines and forfeitures	-	-	7,055	7,055
Garbage collections	373,985	-	-	373,985
Tourism tax	325,411	27,259	-	352,670
Insurance premiums	357,884	-	-	357,884
Parks and recreation	-	-	56,200	56,200
Grant income	76,667	66,755	94,867	238,289
Coal/mineral severance & LGEA	16,571	-	-	16,571
Municipal road aid	44,282	11,949	-	56,231
Alcohol revenues	-	-	96,433	96,433
Interest income	693	87	-	780
Other income	362,562	118,572	16,589	497,723
Total revenues	<u>3,368,897</u>	<u>224,622</u>	<u>271,144</u>	<u>3,864,663</u>
Expenditures				
General government	826,780	-	-	826,780
Police	674,776	-	186,529	861,305
Fire	136,345	32,880	-	169,225
Streets	118,330	44,983	-	163,313
Sanitation	337,759	-	-	337,759
Tourism	-	33,426	-	33,426
Parks	244,463	-	55,622	300,085
Social service	3,000	-	-	3,000
Capital outlay	216,912	-	-	216,912
Debt service	564,585	28,739	-	593,324
Total expenditures	<u>3,122,950</u>	<u>140,028</u>	<u>242,151</u>	<u>3,505,129</u>
Excess (deficiency) of revenues over (under) expenditures	<u>245,947</u>	<u>84,594</u>	<u>28,993</u>	<u>359,534</u>
Other financing sources (uses):				
Transfer to other funds	(750)	-	-	(750)
Transfer from other funds	-	750	-	750
Total other financing sources (uses)	<u>(750)</u>	<u>750</u>	<u>-</u>	<u>-</u>
Net change in fund balances	245,197	85,344	28,993	359,534
Fund balance, beginning of year	<u>689,007</u>	<u>357,362</u>	<u>71,918</u>	<u>1,118,287</u>
Fund balance, end of year	<u>\$ 934,204</u>	<u>\$ 442,706</u>	<u>\$ 100,911</u>	<u>\$ 1,477,821</u>

The accompanying notes to financial statements are
an integral part of this statement.

CITY OF JACKSON, KENTUCKY
RECONCILIATION OF THE STATEMENT OF REVENUES, EXPENDITURES, AND CHANGES IN FUND
BALANCES OF GOVERNMENTAL FUNDS TO THE STATEMENT OF ACTIVITIES
FOR THE YEAR ENDED JUNE 30, 2020

Net change in fund balances - total governmental funds	\$	359,534
<p>Governmental funds report capital outlays as expenditures. However, in the Statement of Activities the cost of these assets are allocated over their estimated useful lives and reported as depreciation expense. This is the amount by which depreciation expense exceeded capital outlays in the current period.</p>		
		(83,412)
<p>Generally, expenditures recognized in the fund financial statements are limited to only those that use current financial resources, but expenses are recognized in the statement of activities when they are incurred for the following:</p>		
Capitalized savings from debt refunding amortization expense.		(8,400)
Accrued compensated absences		(6,964)
<p>Governmental funds report CERS contributions as expenditures when paid. However, in the Statement of Activities, pension expense is the cost of benefits earned, adjusted for member contributions, the recognition of changes in deferred outflows and inflows of resources related to pensions, and investment experience.</p>		
CERS contributions	(6,223)	
Pension and OPEB expense	<u>(97,369)</u>	(103,592)
<p>Bond and capital lease payments are recognized as expenditures of current financial resources in the fund financial statements, but are reductions of liabilities in the Statement of Net Position.</p>		
		<u>291,190</u>
Change in net position of governmental activities	\$	<u><u>448,356</u></u>

The accompanying notes to financial statements are
an integral part of this statement.

CITY OF JACKSON, KENTUCKY
STATEMENT OF NET POSITION
PROPRIETARY FUNDS
JUNE 30, 2020

	Business-Type Activities		Total
	Water Fund	Sewer Fund	
ASSETS			
Current Assets:			
Cash and cash equivalents	\$ 41,490	\$ 18,216	\$ 59,706
Accounts receivable - utilities	187,081	87,529	274,610
Total current assets	<u>228,571</u>	<u>105,745</u>	<u>334,316</u>
Restricted Assets:			
Cash and cash equivalents	263,789	50,817	314,606
Total restricted assets	<u>263,789</u>	<u>50,817</u>	<u>314,606</u>
Capital Assets:			
Property, plant and equipment	21,498,688	10,220,577	31,719,265
Less: Accumulated depreciation	<u>(9,743,237)</u>	<u>(5,155,965)</u>	<u>(14,899,202)</u>
Total capital assets - net	<u>11,755,451</u>	<u>5,064,612</u>	<u>16,820,063</u>
Total assets	<u>12,247,811</u>	<u>5,221,174</u>	<u>17,468,985</u>
DEFERRED OUTFLOWS OF RESOURCES			
Deferred outflows - pension related	186,341	76,187	262,528
Deferred outflows - OPEB related	80,815	33,042	113,857
Total deferred outflows of resources	<u>267,156</u>	<u>109,229</u>	<u>376,385</u>
LIABILITIES			
Current liabilities (payable from current assets):			
Accounts payable	60,008	14,652	74,660
Due to other funds	656,461	42,704	699,165
Accrued liabilities	15,873	2,649	18,522
Accrued interest payable	7,863	3,690	11,553
Current portion of debt	<u>271,318</u>	<u>147,342</u>	<u>418,660</u>
Total current liabilities (payable from current assets)	<u>1,011,523</u>	<u>211,037</u>	<u>1,222,560</u>
Current liabilities (payable from restricted assets):			
Customer deposits	216,856	-	216,856
Total current liabilities (payable from restricted assets)	<u>216,856</u>	<u>-</u>	<u>216,856</u>
Long-term debt, net of current portion	3,474,020	1,807,329	5,281,349
Accrued compensated absences	53,218	7,538	60,756
Net pension liability	811,040	331,602	1,142,642
Net OPEB liability	<u>193,910</u>	<u>79,282</u>	<u>273,192</u>
Total liabilities	<u>5,760,567</u>	<u>2,436,788</u>	<u>8,197,355</u>
DEFERRED INFLOWS OF RESOURCES			
Deferred outflows - pension related	34,518	14,113	48,631
Deferred outflows - OPEB related	<u>75,976</u>	<u>31,064</u>	<u>107,040</u>
Total deferred inflows of resources	<u>110,494</u>	<u>45,177</u>	<u>155,671</u>
NET POSITION			
Net investment in capital assets	8,010,113	3,109,941	11,120,054
Restricted	263,789	50,817	314,606
Unrestricted	<u>(1,629,996)</u>	<u>(312,320)</u>	<u>(1,942,316)</u>
Total net position	<u>\$ 6,643,906</u>	<u>\$ 2,848,438</u>	<u>\$ 9,492,344</u>

The accompanying notes to financial statements are
an integral part of this statement.

CITY OF JACKSON, KENTUCKY
STATEMENT OF REVENUES, EXPENSES AND CHANGES IN NET POSITION
PROPRIETARY FUNDS
FOR THE YEAR ENDED JUNE 30, 2020

	Business-Type Activities		Total
	Water Fund	Sewer Fund	
OPERATING REVENUES			
Water sales	\$ 1,597,483	\$ -	\$ 1,597,483
Sewer service	-	716,045	716,045
Miscellaneous	-	4,329	4,329
Total operating revenues	<u>1,597,483</u>	<u>720,374</u>	<u>2,317,857</u>
OPERATING EXPENSES			
Personnel	499,014	135,802	634,816
Net pension and OPEB adjustment	300,427	140,154	440,581
Depreciation	555,724	233,266	788,990
Utilities	198,761	109,724	308,485
Supplies	363,534	145,518	509,052
Insurance	112,779	71,289	184,068
Contract labor	26,770	33,374	60,144
Miscellaneous	31,974	11,865	43,839
Total operating expenses	<u>2,088,983</u>	<u>880,992</u>	<u>2,969,975</u>
OPERATING INCOME (LOSS)	<u>(491,500)</u>	<u>(160,618)</u>	<u>(652,118)</u>
NON-OPERATING REVENUES (EXPENSES)			
Interest income	296	48	344
Transfer in (out)	312,352	(312,352)	-
Grant income	1,030,087	-	1,030,087
Interest expense	(186,849)	(41,441)	(228,290)
Total non-operating revenues (expenses)	<u>1,155,886</u>	<u>(353,745)</u>	<u>802,141</u>
INCOME (LOSS) BEFORE OPERATING TRANSFERS AND CAPITAL CONTRIBUTIONS	<u>664,386</u>	<u>(514,363)</u>	<u>150,023</u>
CAPITAL CONTRIBUTIONS (TAPS)	<u>8,210</u>	<u>-</u>	<u>8,210</u>
INCREASE (DECREASE) IN NET POSITION	<u>672,596</u>	<u>(514,363)</u>	<u>158,233</u>
NET POSITION, JUNE 30, 2019	<u>5,971,310</u>	<u>3,362,801</u>	<u>9,334,111</u>
NET POSITION, JUNE 30, 2020	<u>\$ 6,643,906</u>	<u>\$ 2,848,438</u>	<u>\$ 9,492,344</u>

The accompanying notes to financial statements are
an integral part of this statement.

**CITY OF JACKSON, KENTUCKY
STATEMENT OF CASH FLOWS
PROPRIETARY FUNDS
FOR THE YEAR ENDED JUNE 30, 2020**

	Business-Type Activities		Total
	Water Fund	Sewer Fund	
CASH FLOWS FROM OPERATING ACTIVITIES			
Cash received from customers	\$ 1,632,354	\$ 724,314	\$ 2,356,668
Cash payments to suppliers for goods and services	(745,508)	(392,960)	(1,138,468)
Cash payments to employees	(703,907)	(133,395)	(837,302)
Other operating revenues	-	4,329	4,329
Net cash provided by operating activities	<u>182,939</u>	<u>202,288</u>	<u>385,227</u>
CASH FLOWS FROM NON-CAPITAL FINANCING ACTIVITIES:			
Change in due to other funds	183,759	-	183,759
Transfers in	312,352	(312,352)	-
Change in customer deposits	(1,900)	-	(1,900)
Net cash provided by (used for) non-capital financing activities	<u>494,211</u>	<u>(312,352)</u>	<u>181,859</u>
CASH FLOWS FROM CAPITAL AND RELATED FINANCING ACTIVITIES			
Principal paid on long-term debt	(4,240,316)	(281,904)	(4,522,220)
Interest paid on long-term debt	(239,558)	(40,183)	(279,741)
Issuance of debt	3,886,663	460,553	4,347,216
Purchase of property, plant & equipment	(1,030,087)	-	(1,030,087)
Capital grants	1,128,607	-	1,128,607
Capital contributions	8,210	-	8,210
Net cash provided by (used for) capital and related financing activities	<u>(486,481)</u>	<u>138,466</u>	<u>(348,015)</u>
CASH FLOWS FROM INVESTING ACTIVITIES			
Interest income	296	48	344
Net cash provided by investing activities	<u>296</u>	<u>48</u>	<u>344</u>
Net increase (decrease) in cash and cash equivalents	190,965	28,450	219,415
Cash and cash equivalents, June 30, 2019	114,314	40,583	154,897
Cash and cash equivalents, June 30, 2020	<u>\$ 305,279</u>	<u>\$ 69,033</u>	<u>\$ 374,312</u>
RECONCILIATION OF OPERATING LOSS TO NET CASH PROVIDED BY OPERATING ACTIVITIES			
Operating income (loss)	\$ (491,500)	\$ (160,618)	\$ (652,118)
Adjustments:			
Depreciation	555,724	233,266	788,990
Net pension adjustment	112,005	140,155	252,160
Changes in assets and liabilities:			
(Increase) decrease in accounts receivable	34,871	8,269	43,140
Increase (decrease) in accounts payable	(11,690)	(21,190)	(32,880)
Increase (decrease) in other accrued liabilities	(16,471)	2,406	(14,065)
Net cash provided by operating activities	<u>\$ 182,939</u>	<u>\$ 202,288</u>	<u>\$ 385,227</u>
Reconciliation of cash			
Cash and cash equivalents	\$ 41,490	\$ 18,216	\$ 59,706
Restricted cash and cash equivalents	263,789	50,817	314,606
Total cash and cash equivalents	<u>\$ 305,279</u>	<u>\$ 69,033</u>	<u>\$ 374,312</u>

The accompanying notes to financial statements are an integral part of this statement.

CITY OF JACKSON, KENTUCKY
STATEMENT OF REVENUES, EXPENDITURES AND CHANGES IN FUND BALANCE - BUDGET AND ACTUAL
GENERAL FUND
FOR THE YEAR ENDED JUNE 30, 2020

	Original Budget	Revisions	Revised Budget	Actual	Variance Positive (Negative)
Revenues					
Property taxes	\$ 322,370	\$ 12,068	\$ 334,438	\$ 334,438	\$ -
Delinquent taxes	12,500	1,782	14,282	16,395	2,113
Franchise taxes	58,000	(5,288)	52,712	52,712	-
Occupational license fee	1,461,340	(54,043)	1,407,297	1,407,297	-
Garbage collections	393,000	(14,360)	378,640	373,985	(4,655)
Tourism tax	316,367	9,044	325,411	325,411	-
Insurance premium tax	344,896	12,988	357,884	357,884	-
Grant income	86,000	(38,653)	47,347	120,949	73,602
Coal severance	10,000	6,571	16,571	16,571	-
Interest income	-	-	-	693	693
Other income	491,100	110,609	601,709	362,562	(239,147)
Total revenues	3,495,573	40,718	3,536,291	3,368,897	(167,394)
Expenditures					
General government	716,114	234,657	950,771	826,780	123,991
Police	801,838	(166,800)	635,038	674,776	(39,738)
Fire	338,756	(31,410)	307,346	136,345	171,001
Park	435,000	(117,924)	317,076	244,463	72,613
Streets	140,000	31,971	171,971	118,330	53,641
Sanitation	340,000	(2,241)	337,759	337,759	-
Social service	3,000	-	3,000	3,000	-
Capital outlay	80,000	139,877	219,877	216,912	2,965
Debt service	706,533	(81,195)	625,338	564,585	60,753
Total expenditures	3,561,241	6,935	3,568,176	3,122,950	445,226
Excess (deficiency) of revenues over (under) expenditures	(65,668)	33,783	(31,885)	245,947	277,832
Other financing sources (uses):					
Transfers out	-	-	-	(750)	(750)
Total other financing sources (uses)	-	-	-	(750)	(750)
Net change in fund balances	(65,668)	33,783	(31,885)	245,197	277,082
Fund balance, beginning of year	65,668	(33,783)	31,885	689,007	657,122
Fund balance, end of year	<u>\$ -</u>	<u>\$ -</u>	<u>\$ -</u>	<u>\$ 934,204</u>	<u>\$ 934,204</u>

The accompanying notes to financial statements are
an integral part of this statement.

CITY OF JACKSON, KENTUCKY
STATEMENT OF REVENUES, EXPENDITURES AND CHANGES IN FUND BALANCE - BUDGET AND ACTUAL
SPECIAL REVENUE FUND
FOR THE YEAR ENDED JUNE 30, 2020

	Original Budget	Revisions	Revised Budget	Actual	Variance Positive (Negative)
Revenues					
Tourism tax	\$ -	\$ -	\$ -	\$ 27,259	\$ 27,259
Insurance premium tax	-	-	-	-	-
Grant income	63,939	(32,674)	31,265	66,755	35,490
Coal severance	-	-	-	-	-
Municipal road aid	1,729	(1,109)	620	11,949	11,329
Interest income	-	-	-	87	87
Other income	-	-	-	118,572	118,572
Total revenues	65,668	(33,783)	31,885	224,622	192,737
Expenditures					
Fire	-	-	-	32,880	(32,880)
Streets	65,668	(33,783)	31,885	44,983	(13,098)
Tourism	-	-	-	33,426	(33,426)
Parks	-	-	-	-	-
Social service	-	-	-	-	-
Capital outlay	-	-	-	-	-
Debt service	-	-	-	28,739	(28,739)
Total expenditures	65,668	(33,783)	31,885	140,028	(108,143)
Excess (deficiency) of revenues over (under) expenditures	-	-	-	84,594	84,594
Other financing sources (uses):					
Transfers in	-	-	-	750	750
Total other financing sources (uses)	-	-	-	750	750
Net change in fund balances	-	-	-	85,344	85,344
Fund balance, beginning of year	-	-	-	357,362	357,362
Fund balance, end of year	<u>\$ -</u>	<u>\$ -</u>	<u>\$ -</u>	<u>\$ 442,706</u>	<u>\$ 442,706</u>

The accompanying notes to financial statements are
an integral part of this statement.

CITY OF JACKSON, KENTUCKY
NOTES TO FINANCIAL STATEMENTS
JUNE 30, 2020

(1) SUMMARY OF SIGNIFICANT ACCOUNTING POLICIES

The accounting methods and procedures adopted by the City of Jackson, Kentucky (the "City") conform to U.S. generally accepted accounting principles. The following notes are an integral part of the City of Jackson, Kentucky's financial statements.

The City of Jackson, Kentucky was created by the Acts of the Kentucky General Assembly and operates under an elected Mayor and City Council form of government and provides such services as police, fire, streets, sanitation, parks and recreation, and social service.

a. Reporting Entity

In evaluating how to define the City, for financial reporting purposes, management has considered all potential component units. The decision to include a potential component unit in the reporting entity was made by applying the criteria set forth in GAAP. The basic, but not the only, criterion for including a potential component unit within the reporting entity is the governing body's ability to exercise oversight responsibility including, but not limited to, the selection of governing authority, the designation of management, the ability to significantly influence operations and accountability for fiscal matters. The other criterion used to evaluate potential component units for inclusion or exclusion from the reporting entity is the existence of special financing relationships, regardless of whether the City is able to exercise oversight responsibilities.

Based upon these criteria, the City has no component units to be reported in these financial statements.

b. Government-Wide and Fund Financial Statements

The government-wide financial statements (i.e., the statement of net position and the statement of activities) report information on all of the activities of the City. For the most part, the effect of interfund activity has been removed from these statements. *Governmental activities*, which normally are supported by taxes and intergovernmental revenues, are reported separately from *business-type activities*, which rely to a significant extent on fees and charges for support.

The statement of activities demonstrates the degree to which the direct expenses of a given function or segment are offset by program revenues. *Direct expenses* are those that are clearly identifiable with a specific function or segment. *Program revenues* include 1) charges to customers or applicants who purchase, use, or directly benefit from goods, services, or privileges provided by a given function or segment and 2) grants and contributions that are restricted to meeting the operational or capital requirements of a particular function or segment. Taxes and other items not properly included among program revenues are reported instead as *general revenues*.

c. Measurement Focus, Basis of Accounting, and Financial Statement Presentation

The government-wide financial statements are reported using the *economic resources measurement focus* and the *accrual basis of accounting*, as are the proprietary fund financial statements. Revenues are recorded when earned and expenses are recorded when a liability is incurred, regardless of the timing of related cash flows. Property taxes are recognized as revenues in the year for which they are levied. Grants and similar items are recognized as revenue as soon as all eligibility requirements imposed by the provider have been met.

Governmental fund financial statements are reported using the *current financial resources measurement focus* and the *modified accrual basis of accounting*. Revenues are recognized as soon

as they are both measurable and available. Revenues are considered to be *available* when they are collectible within the current period or soon enough thereafter to pay liabilities of the current period. For this purpose, the City considers revenues to be available if they are collected within 60 days of the end of the current fiscal period. Expenditures generally are recorded when a liability is incurred, as under accrual accounting. However, debt service expenditures, as well as expenditures related to compensated absences and claims and judgments, are recorded only when payment is due.

Property taxes, franchise taxes, grants, and interest associated with the current fiscal period are all considered to be susceptible to accrual and so have been recognized as revenues of the current fiscal period. All other revenue items are considered to be measurable and available only when cash is received by the government.

The City reports the following major Governmental Funds:

General Fund - The General Fund is the general operating fund of the City. It is used to account for all financial resources except those required to be accounted for in another fund.

Special Revenue Funds - Special Revenue Funds are used to account for the proceeds of specific revenue sources (other than expendable trusts or major capital projects) that are legally restricted to expenditures for specified purposes. The Special Revenue Fund is a major fund.

The City reports the following major Proprietary Funds:

Water Fund - The Water Fund is used to account for water services for the City and surrounding communities.

Sewer Fund - The Sewer Fund is used to account for sewer services for the City and surrounding communities.

As a general rule, the effect of interfund activity has been eliminated from the government-wide financial statements. Exceptions to this general rule are charges between the City Utility Fund and various other functions of the government. Elimination of these charges would distort the direct costs and program revenues reported for the various functions concerned.

Proprietary funds distinguish *operating* revenues and expenses from *nonoperating* items. Operating revenues and expenses generally result from providing services and producing and delivering goods in connection with a proprietary fund's principal ongoing operations. The principal operating revenue of the City's Enterprise Funds, are charges to customers for sales and services. Operating expenses for Enterprise Funds include the cost of sales and services, administrative expenses, and depreciation on capital assets. All revenues and expenses not meeting this definition are reported as nonoperating revenues and expenses.

When both restricted and unrestricted resources are available for use, it is the City's policy to use restricted resources first, then unrestricted resources as they are needed.

d. Budgeting

Prior to June 30, the Mayor submits to the City Council a proposed budget for the fiscal year commencing the following July 1. The proposed budget includes proposed operating and capital expenditures and the means of financing them. The Mayor is authorized to transfer budgeted amounts within departments of any fund; however, any revisions that alter the total expenditures of any department or fund must be approved by the City Council. Therefore, the level of control on budgetary items is maintained at the department level. Management is of the opinion that its method of adopting the budget is in compliance with applicable regulations.

e. Investments

Investments are carried at market value. The investment policy allows the City to invest in those instruments authorized by KRS 66.480.

f. Capital Assets and Depreciation

General capital assets are those assets not specifically related to activities reported in the proprietary funds. These assets generally result from expenditures in the governmental funds. These assets are reported in the governmental activities column of the government-wide statement of net position but are not reported in the fund financial statements. Capital assets utilized by the proprietary funds are reported both in the business-type activities column of the government-wide statement of net position and in the respective funds.

All capital assets are capitalized at cost (or estimated historical cost) and updated for additions and retirements during the year. Donated capitalized assets are recorded at their fair market values as of the date received. Improvements are capitalized; the cost of normal maintenance and repairs that do not add to the value of the asset or materially extend an assets life are not.

All reported capital assets are depreciated with the exception of land and construction in progress. Improvements are depreciated over the remaining useful lives of the related capital assets. Depreciation is computed using the straight-line method over the following useful lives for both general capital assets and proprietary fund assets:

<u>Description</u>	<u>Estimated Lives</u>
Water and Sewer Systems	40-50 years
Equipment & Vehicles	3-10 years
Buildings	40 years
Infrastructure	20 years

The City is required by GASB 34 to prospectively report general infrastructure assets in the statement of net position.

g. Fund Balances

The following classifications describe the relative strength of the spending constraints placed on the purposes for which resources can be used:

- Nonspendable fund balance-amounts that are not in a spendable form (such as inventory) or are required to be maintained intact;
- Restricted fund balance-amounts constrained to specific purposes by their providers (such as grantors, bondholders and higher levels of government), through constitutional provisions, or by enabling legislation;
- Committed fund balance-amounts constrained to specific purposes by the City itself, using its decision-making authority; to be reported as committed, amounts cannot be used for any other purpose unless the City takes the action to remove or change the constraint;
- Assigned fund balance-amounts the City intends to use for a specific purpose (such as encumbrances); intent can be expressed by the City Commissioners or by an official or body to which the City delegates the authority;
- Unassigned fund balance-amounts that are available for any purpose; unassigned amounts are reported only in the General Fund.

When committed, assigned and unassigned resources are available for use, it is the City's policy to use committed and assigned resources first, then unassigned resources as they are needed.

h. Statement of Cash Flows

For the purpose of the Statement of Cash Flows, the Proprietary Funds consider all highly liquid investments (including restricted cash) with a maturity of three months or less when purchased to be cash equivalents.

i. Bond Issuance Costs

Debt issuance costs are expensed in the period they are incurred.

j. Deferred Outflows/Inflows of Resources

In addition to assets, the Statement of Activities will sometimes report a separate section for deferred outflows of resources. This separate financial statement element, deferred outflows of resources, represents a consumption of net position that applies to a future period(s) and so will not be recognized as an outflow of resources (expense/expenditure) until then.

In addition to liabilities, the Statement of Net Position will sometimes report a separate section for deferred inflows of resources. This separate financial statement element, deferred inflows of resources, represents an acquisition of net position that applies to a future period(s) and so will not be recognized as an inflow of resources (revenue) until that time.

k. Pension and OPEB

For purposes of measuring the net pension and OPEB liability, deferred outflows of resources, and deferred inflows of resources related to pensions and OPEB, and pension and OPEB expense, information about the pension and OPEB plan's fiduciary net position and additions to/deductions from the plan's fiduciary net position have been determined on the same basis as they are reported by the plan. For this purpose, benefit payments (including refunds of employee contributions) are recognized when due and payable in accordance with the benefit terms. Investments are reported at fair value.

l. Estimates

The preparation of financial statements in conformity with U.S. generally accepted accounting principles requires management to make estimates and assumptions that affect the recorded amounts of assets and liabilities and disclosure of contingent assets and liabilities at the date of the financial statements and the reported revenues and expenditures during the reporting period. Material estimates that are particularly susceptible to significant changes relate to the determination of the allowance for uncollectible accounts and the useful lives used to depreciate capital assets, and actuarial assumptions used in determining pension costs. Actual results could differ from estimated amounts.

m. Interfund Transactions

During the course of normal operations, the City has numerous transactions between funds including expenditures and transfers of resources to provide services, construct assets, and service debt. The accompanying financial statements generally reflect such transactions as transfers or as reimbursements of expenses, when applicable.

n. Interfund Receivables (Payables)

Activity between funds that are representative of lending/borrowing arrangements outstanding at the end of the fiscal year are referred to as either "due to/from other funds."

o. New Accounting Pronouncements

In February 2017, the GASB issued Statement No. 84, *Fiduciary Activities* (“GASB 84”). GASB 84 establishes criteria for identifying fiduciary activities of all state and local governments. Generally, the focus of the criteria relates to (1) whether a government is controlling the assets of the fiduciary activity, and (2) the beneficiaries with whom a fiduciary relationship exists. Separate criteria are included to identify fiduciary component units and post-employment benefit arrangements that are fiduciary activities. Additionally, GASB 84 describes four fiduciary funds that should be reported, if applicable: (1) pension (and other employee benefit) trust funds, (2) investment trust funds, (3) private-purpose trust funds, and (4) custodial funds. Custodial funds generally should report fiduciary activities that are not held in a trust, or an equivalent arrangement, that meets specific criteria. Finally, it provides for recognition of a liability to the beneficiaries in a fiduciary fund when an event has occurred that compels the government to disburse fiduciary resources. GASB 84 will be effective for the City beginning with its year ending June 30, 2021. Management is currently evaluating the impact of this Statement on its financial statements.

In June 2017, the GASB issued Statement No. 87, *Leases* (“GASB 87”), which establishes standards of accounting and financial reporting for leases by lessees and lessors. GASB 87 (1) increases the usefulness of governments' financial statements by requiring recognition of certain lease assets and liabilities for leases that previously were classified as operating leases and recognized as inflows of resources or outflows of resources based on the payment provisions of the contract; and (2) establishes a single model for lease accounting based on the foundational principle that leases are financings of the right to use an underlying asset. Additionally, under GASB 87, a lessee is required to recognize a lease liability and an intangible right-to-use lease asset, and a lessor is required to recognize a lease receivable and a deferred inflow of resources, thereby enhancing the relevance and consistency of information about governments' leasing activities. GASB 87 will be effective for the City beginning with its year ending June 30, 2022 and will be applied retroactively by restating financial statements. Management is currently evaluating the impact of this Statement on its financial statements.

In June 2018, the GASB issued Statement No. 89, *Accounting for Interest Cost Incurred before the End of a Construction Period* (“GASB 89”), which seeks to (1) enhance the relevance and comparability of information concerning capital assets and the cost of borrowing for a reporting period, and (2) simplify accounting for interest cost incurred during the period of construction. In particular, GASB 89 establishes accounting requirements for interest cost incurred before the end of a construction period. This Statement requires that interest cost incurred before the end of a construction period be recognized as an expense in the period in which the cost is incurred for financial statements prepared using the economic resources measurement focus, and, thus, interest cost incurred before the end of a construction period will not be included in the historical cost of a capital asset reported in a business-type activity or enterprise fund. GASB 89 will be effective for the City beginning with its year ending June 30, 2022. Management is currently evaluating the impact of this Statement on its financial statements.

In May 2019, the GASB issued Statement No. 91, *Conduit Debt Obligations* (“GASB 91”), which aims to provide a single method of reporting conduit debt obligations by issuers and to eliminate diversity in practice associated with commitments extended by issuers, arrangements associated with conduit debt obligations, and related note disclosures. GASB 91 achieves those objectives by (1) clarifying the existing definition of a conduit debt obligation; (2) establishing that a conduit debt obligation is not a liability of the issuer; (3) establishing standards for accounting and financial reporting of additional commitments and voluntary commitments extended by issuers and arrangements associated with conduit debt obligations; and (4) improving required note disclosures. This Statement addresses arrangements (i.e., often characterized as leases) that are associated with conduit debt obligations. In such arrangements, (1) capital assets are constructed or acquired from the proceeds of a conduit debt obligation and are used by third-party obligors in the course of their

activities; (2) payments from third-party obligors are intended to cover and coincide with debt service payments; (3) issuers retain the titles to the capital assets, which may or may not pass to the obligors at the end of the arrangements, depending upon the circumstances; and (4) issuers should neither report those arrangements as leases, nor recognize a liability for the related conduit debt obligations or a receivable for the payments related to those arrangements. Additionally, this Statement requires issuers to disclose general information concerning their conduit debt obligations, organized by type of commitment(s). Issuers that recognize liabilities related to conduit debt obligations also should disclose information concerning the amount recognized and the manner in which the liabilities changed during the reporting period. GASB 91 is effective for reporting periods beginning after December 15, 2021, with earlier application encouraged. Management is currently evaluating the impact of this Statement on its financial statements.

In January 2020, the GASB issued Statement No. 92, *Omnibus 2020* (“GASB 92”). GASB 92 establishes accounting and financial reporting requirements for specific issues related to leases, intra-entity transfers of assets, postemployment benefits, government acquisitions, risk financing and insurance-related activities of public entity risk pools, fair value measurements, and derivative instruments. Provisions related to insurance-related activities of public entity risk pools and derivative instruments were effective upon issuance. All other provisions will be effective for the City beginning with its year ending June 30, 2022. Adoption of the provisions required upon issuance did not have a material effect on the City’s financial statements. Management is currently evaluating the impact of the remaining provisions of this Statement on its financial statements.

In May 2020, the GASB issued Statement No. 96, *Subscription-Based Information Technology Arrangements* (“GASB 96”). GASB 96 provides guidance on the accounting and financial reporting for subscription-based information technology arrangements (SBITAs) for governments. The Statement (1) defines a SBITA; (2) establishes that a SBITA results in a right-to-use subscription asset, an intangible asset, and a corresponding subscription liability; (3) provides the capitalization criteria for outlays other than subscription payments, including implementation costs of a SBITA; and (4) requires note disclosures regarding a SBITA. To the extent relevant, the standards for SBITAs are based on the standards established in Statement No. 87, *Leases*, as amended. GASB 96 will be effective for the City beginning with its year ending June 30, 2023. Management is currently evaluating the impact of this Statement on its financial statements.

(2) CASH AND INVESTMENTS

Deposits - The funds of the City must be deposited and invested under the terms of a contract. The depository bank places approved pledged securities for safekeeping and trust with the City’s agent bank in an amount sufficient to protect City’s funds on a day-to-day basis during the period of the contract. The pledge of approved securities is waived only to the extent of the depository bank’s dollar amount of Federal Deposit Insurance Corporation (“FDIC”) insurance.

At June 30, 2020, the carrying amount of the City's deposits (including amounts in restricted asset accounts) was \$1,270,673 and the bank balances totaled \$1,314,391. The difference between the carrying amounts and the bank balances was due to items in transit. Of the bank balances, \$609,959 was covered by the Bank Insurance Fund as of June 30, 2020 and the remainder was collateralized by pledge securities.

Restricted Cash - The Jackson Municipal Waterworks System is required to maintain restricted bank accounts in accordance with ordinances established in connection with the sale of the Waterworks Revenue Bond issues of 2010, 2013, 2017, 2018, and 2019B. Specified amounts of current operating receipts are to be deposited to the restricted bank accounts monthly. Disbursements from the accounts are restricted as specified to the retirement of outstanding bonds, semiannual interest payments, and utility plant additions or replacements.

Investments - At June 30, 2020, the City had the following investments that were considered cash equivalents and maturities:

Investment Type -	Investment Maturities (in years)				
	Fair Value	Less than 1	1 - 5	6 - 10	More than 10
U.S. Government Mutual funds	\$ 109,959	\$ 109,959	\$ -	\$ -	\$ -

Interest Rate Risk. The City does not have a formal investment policy that limits investment maturities as a means of managing its exposure to fair value losses arising from increasing interest rates.

Credit Risk. The City may invest the monies in interest-bearing bonds of any county, urban-county government or city of the first, second, or third class in the State of Kentucky, or in any securities in which trustees are permitted to invest trust funds under the laws of the State of Kentucky, including participation in a local government pension investment fund created pursuant to KRS 95.895.

(3) PROPERTY TAXES

Property is assessed at its value on January 1 of each year. Taxes are payable in one installment on or before January 31 of the next year. The City bills and collects its own property taxes.

The 2020 assessed value for real and tangible property was \$118,090,650. The tax rate adopted was \$.28 and \$.28 per \$100 valuation for real and tangible property, respectively.

(4) CAPITAL ASSETS

A summary of changes in the City's capital assets is as follows:

	June 30, 2019	Increases	Decreases	June 30, 2020
<u>Governmental Activities</u>				
Capital Assets, Not Depreciated:				
Land	\$ 515,000	\$ 60,000	\$ -	\$ 575,000
Capital Assets, Depreciated:				
City Hall	1,178,137	-	-	1,178,137
Administrative office & equipment	26,760	-	-	26,760
Infrastructure	366,021	-	-	366,021
Street equipment	261,121	65,153	-	326,274
Fire equipment & vehicles	1,487,006	76,259	-	1,563,265
Fire department buildings	776,431	-	-	776,431
Parks and recreation	3,921,016	15,500	-	3,921,016
Sanitation equipment	406,084	-	-	406,084
Police equipment & vehicles	514,869	-	-	514,869
Totals	9,452,445	216,912	-	9,669,357
Less: Accumulated Depreciation	(6,415,972)	(300,324)	-	(6,716,296)
Governmental Activities Capital Assets, Net	\$ 3,036,473	\$ (83,412)	\$ -	\$ 2,953,061
<u>Business-type Activities</u>				
Capital Assets, Not Depreciated:				
Land	\$ 536,862	\$ -	\$ -	\$ 536,862
Construction in progress	1,271,828	1,030,087	1,173,308	1,128,607
Capital Assets, Depreciated:				
Distribution plant and equipment	27,058,695	1,173,308	-	28,232,003
Machinery and equipment	1,848,993	-	27,200	1,821,793
Totals	30,716,378	2,203,395	1,200,508	31,719,265
Less: Accumulated Depreciation	(14,137,412)	(788,990)	(27,200)	(14,899,202)
Business-type Activities Capital Assets, Net	\$ 16,578,966	\$ 1,414,405	\$ 1,173,308	\$ 16,820,063

Depreciation expense was allocated to functions/programs of the primary government as follows:

Governmental activities:	
General government	\$ 27,988

Police	36,471
Fire	74,086
Street	10,886
Sanitation	23,623
Park	108,669
Infrastructure	18,601
	<u>\$ 300,324</u>
Business-type activities:	
Water	\$ 555,724
Sewer	233,266
	<u>\$ 788,990</u>

(5) LONG-TERM DEBT

Business-Type Activities

Long-term debt of Proprietary Funds at June 30, 2020 consists of the following:

Bonds Payable:

\$60,000 City of Jackson Waterworks and Sewer System Revenue Bonds, Issue of 1983, payable in annual installments ranging from \$2,000 to \$3,000 through 2022, with interest paid semi-annually at 5.00%

\$ 6,000

\$650,000 City of Jackson Waterworks and Sewer System Revenue Bonds, Issue of 2016, payable in annual installments ranging from \$11,500 to \$24,500 through 2056, with interest paid semi-annually at 2.0%

627,000

633,000

Capital Lease Obligation:

\$450,000 capital lease obligation with the Kentucky League of Cities, payable in monthly installments of \$3,514 through November, 2022, with interest at 3.82%

91,740

\$890,000 capital lease obligation with the Kentucky League of Cities, payable in monthly installments through February, 2040, with interest at rates ranging from 1.1% to 4.7%

696,670

\$465,000 capital lease obligation with the Kentucky League of Cities, payable in monthly installments through February, 2038, with interest at 3.125%

316,667

\$2,825,000 capital lease obligation with the Kentucky League of Cities, payable in monthly installments through January, 2040, with interest at 2.25%

2,685,833

3,790,910

Installment Notes Payable:

\$1,500,000 subordinated ARRA assistance agreement to the Kentucky Infrastructure Authority ("KIA"),

payable in annual installments in the amount of \$39,789 through 2030 with interest paid semi-annually at 1.0%	395,603
\$700,000 subordinated ARRA assistance agreement to the Kentucky Infrastructure Authority ("KIA"), payable in annual installments with interest paid semi-annually at 1.0%	469,126
\$593,000 subordinated assistance agreement to the Kentucky Infrastructure Authority ("KIA"), payable in annual installments through 2038 with interest paid semi-annually at .25%	282,024
4.00% loan agreement to Citizens Bank & Trust, \$1,456,419 payable from EDA and ARC grant proceeds and maturing March 5, 2021	99,197
6.00% loan agreement with a local bank, \$52,520 with monthly payments of \$995 through March, 2023, secured by a jetter	30,149
	<u>1,276,099</u>
Total long-term debt - proprietary funds	5,700,009
Less - current portion	<u>(418,660)</u>
	<u>\$ 5,281,349</u>

The debt service requirements on the above proprietary fund indebtedness are as follows:

Year Ending June 30,	Principal	Interest	Total
2021	\$ 418,660	\$ 136,006	\$ 554,666
2022	324,114	131,423	455,537
2023	305,906	120,005	425,911
2024	283,495	113,607	397,102
2025	288,862	104,477	393,339
2026-2030	1,461,006	434,580	1,895,586
2031-2035	1,239,387	284,438	1,523,825
2036-2040	1,041,577	169,103	1,210,680
2041-2045	93,502	30,030	123,532
2046-2050	104,000	20,260	124,260
2051-2055	115,000	9,450	124,450
2056	24,500	490	24,990
	<u>\$ 5,700,009</u>	<u>\$1,553,869</u>	<u>\$ 7,253,878</u>

The Rural Development revenue bonds require annual deposits to the reserve account of approximately \$2,520 to attain a balance of \$5,040 as of June 30, 2020. The balance of this reserve at June 30, 2020 was \$6,360. The 2018 KIA loan requires annual deposits to the reserve account of \$1,750 starting January 1, 2018 to attain a balance of \$30,000. The 2013 KIA loan requires annual deposits to the reserve account of \$1,750 starting December 1, 2015 to attain a balance of \$17,500. The 2010 KIA loan requires annual deposits to the reserve account of \$3,750 starting December 1, 2011 to attain a balance of \$37,500. The City had \$74,535 of KIA reserve funds at June 30, 2020.

The following is a summary of changes in long-term debt (including current portions) of the City for the year ended June 30, 2020:

	<u>Balance</u> <u>June 30, 2019</u>	<u>Additions</u>	<u>Deletions</u>	<u>Balance</u> <u>June 30, 2020</u>
<u>Governmental Activities</u>				
Capital lease obligation with Kentucky League of Cities, \$3,385,000 with monthly payments through January, 2027, secured by general obligations	\$ 2,123,327	\$ -	\$ 282,080	\$ 1,841,247
Interest-free note payable to Breathitt County Health Department, \$42,000 due in annual installments of \$3,000 through July, 2026, parking lot	21,000	-	3,000	18,000
2.42% Capital lease obligation with a bank, \$165,364 with monthly payments of \$3,064 through August, 2020, secured by a freightliner	6,110	-	6,110	-
4.0% Tax anticipation notes payable with a bank, payment due June 30, 2020 – short term debt	-	195,500	195,500	-
Net pension liability	2,032,458	330,451	-	2,362,909
Net OPEB liability	592,501	-	27,558	564,943
Compensated absences	<u>135,450</u>	<u>6,964</u>	<u>-</u>	<u>142,414</u>
	<u>\$ 4,910,846</u>	<u>\$ 532,915</u>	<u>\$ 514,248</u>	<u>\$ 4,929,513</u>

	<u>Balance</u> <u>June 30, 2019</u>	<u>Additions</u>	<u>Deletions</u>	<u>Balance</u> <u>June 30, 2020</u>
<u>Business-type Activities</u>				
Notes payable	\$ 1,367,470	\$ 1,061,663	\$ 1,153,034	\$ 1,276,099
Capital lease obligation	1,495,343	2,825,000	529,433	3,790,910
Bonds payable	3,012,200	-	2,379,200	633,000
Net pension liability	809,400	333,242	-	1,142,642
OPEB liability	235,956	37,236	-	273,192
Compensated absences	<u>68,993</u>	<u>-</u>	<u>8,237</u>	<u>60,756</u>
Total Business-type Activities	<u>\$ 6,989,362</u>	<u>\$ 4,257,141</u>	<u>\$ 4,069,904</u>	<u>\$ 7,176,599</u>

Governmental Activities

The annual requirements to amortize the City's indebtedness as of June 30, 2020 (including interest payments) are as follows:

<u>Year Ending June 30,</u>	<u>Principal</u>	<u>Interest</u>	<u>Total</u>
2021	\$ 292,165	\$ 60,292	\$ 352,457
2022	300,080	50,894	350,974
2023	309,250	41,240	350,490

2024	324,250	31,286	355,536
2025	337,165	20,843	358,008
2026-2027	296,337	12,038	308,375
	<u>\$ 1,859,247</u>	<u>\$ 216,593</u>	<u>\$ 2,075,840</u>

(6) LEGAL CONTINGENCIES

The City is a defendant in various legal actions arising from normal business operations. The City's legal counsel believes these actions are without merit, adequately covered by insurance, or that the ultimate liability, if any, will not materially affect the City's financial position or results of operations.

(7) RISK MANAGEMENT

Significant losses are covered by commercial insurance. There have been no significant reductions in insurance coverage. Settlement amounts have not exceeded insurance coverage for the current year or the three prior years.

(8) RETIREMENT PLAN

County Employees Retirement System

Plan description: Substantially all full-time classified employees of the City participate in the County Employees Retirement System ("CERS"). CERS is a cost-sharing, multiple-employer, defined benefit pension plan administered by the Kentucky General Assembly. The plan covers substantially all regular full-time members employed in non-hazardous duty positions of each county and school board, and any additional eligible local agencies electing to participate in the plan. The plan provides for retirement, disability and death benefits to plan members.

CERS issues a publicly available financial report included in the Kentucky Retirement Systems Annual Report that includes financial statements and the required supplementary information for CERS. That report may be obtained by writing to Kentucky Retirement Systems, Perimeter Park West, 1260 Louisville Road, Frankfort, Kentucky, 40601, or by calling (502) 564-4646 or at <https://kyret.ky.gov>.

Benefits provided: Benefits under the plan will vary based on final compensation, years of service and other factors as fully described in the plan documents.

Contributions: Funding for CERS is provided by members, who contribute 5.00% (6.00% for employees hired after September 1, 2008) of their salary through payroll deductions, and by employers of members. For the year ending June 30, 2020, employers were required to contribute 24.06% (19.30% - pension, 4.76% insurance) of the member's salary. During the year ending June 30, 2020, the City contributed \$232,983 to the CERS pension plan. The contribution requirements of CERS are established and may be amended by the CERS Board of Trustees.

Pension Liabilities, Pension Expense, and Deferred Outflows of Resources and Deferred Inflows of Resources Related to CERS

At June 30, 2020, the City reported a liability for its proportionate share of the net pension liability. The net pension liability was measured as of June 30, 2019. The total pension liability used to calculate the net pension liability was based on an actuarial valuation as of June 30, 2018. An expected total pension liability as of June 30, 2019 was determined using standard roll-forward techniques. The City's proportion of the net pension liability was based on contributions to CERS during the fiscal year ended June 30, 2019. At June 30 2019, the City's proportion was 0.049844%.

For the year ended June 30, 2020, the City recognized pension expense of \$556,778. At June 30, 2020, the City reported deferred outflows of resources and deferred inflows of resources related to pensions from the following sources:

	Deferred Outflows of Resources	Deferred Inflows of Resources
Differences between expected and actual experience	\$ 89,507	\$ 14,812
Changes of assumptions	354,802	-
Net difference between projected and actual earnings on investments	-	56,511
Changes in proportion and differences between City contributions and proportionate share of contributions	128,127	77,874
City contributions subsequent to the measurement date	232,983	-
	<u>\$ 805,419</u>	<u>\$ 149,197</u>

The \$232,983 reported as deferred outflows of resources related to pensions resulting from City contributions subsequent to the measurement date will be recognized as a reduction of the net pension liability in the year ended June 30, 2021.

Deferred outflows and inflows related to differences between projected and actual earnings on plan investments are netted and amortized over a closed five year period. Other amounts reported as deferred outflows of resources and deferred inflows of resources related to pensions are amortized over the average service life of all members. These will be recognized in pension expense as follows:

Year	
2021	\$ 239,101
2022	123,282
2023	56,846
2024	4,010
	<u>\$ 423,239</u>

Actuarial Methods and Assumptions: The total pension liability for CERS was determined by applying procedures to the actuarial valuation as of June 30, 2018. The financial reporting actuarial valuation as of June 30, 2019, used the following actuarial methods and assumptions:

Valuation Date	June 30, 2018
Measurement Date	June 30, 2019
Experience Study	July 1, 2013 - June 30, 2018
Actuarial Cost Method	Entry Age Normal
Amortization Method	Level percentage of payroll
Remaining Amortization Period	24 years, closed
Asset Valuation Method	20% of the difference between the market value of assets and the expected market value of assets is recognized
Payroll Growth	2.00%
Inflation	2.30%
Salary Increase	3.30% to 10.30%, varies by service
Investment Rate of Return	6.25%, net of pension plan investment expense, including inflation

As a result of the 2018 experience study, the salary increase assumptions, retirement rate assumptions, mortality assumptions, withdrawal rates, and rates of disablement were updated for the 2019 actuarial valuation.

The mortality table used for active members is PUB-2010 General Mortality Table projected with ultimate rates from the MP-2014 mortality improvement scale using a base year of 2010. For healthy retired members and beneficiaries, a system-specific mortality table based on mortality experience

from 2013-2018, projected with the ultimate rates from MP-2014 mortality improvement scale using a base year of 2019 is utilized. For disabled members, the mortality table used is the PUB-2010 Disabled Mortality table, with a 4-year set-forward for both male and female rates, projected with the ultimate rates from the MP-2014 mortality improvement scale using a base year of 2010.

The long-term expected rate of return was determined by using a building-block method in which best-estimate ranges of expected future real rate of returns are developed for each asset class. The ranges are combined by weighting the expected future real rate of return by the target asset allocation percentage. The target allocation and best estimates of arithmetic real rate of return for each major asset class are summarized in the below tables.

The target allocation and best estimates of arithmetic real rates of return for each major asset class, as provided by CERS’s investment consultant, are summarized in the following table:

<u>Asset Class</u>	<u>Target Allocation</u>	<u>Long-Term Expected Real Rate of Return</u>
Growth		
US Equity	18.75%	4.30%
Non-US Equity	18.75%	4.80%
Private Equity	10.00%	6.65%
Specialty Credit/High Yield	15.00%	2.60%
Liquidity		
Core Bonds	13.50%	1.35%
Cash	1.00%	0.20%
Diversifying Strategies		
Real Estate	5.00%	4.85%
Opportunistic	3.00%	2.97%
Real Return	<u>15.00%</u>	4.10%
Total	<u>100.00%</u>	3.89%

Discount rate: The discount rate used to measure the total pension liability was 6.25%. The projection of cash flows used to determine the discount rate assumed that contributions from plan members and employers will be made at statutory contribution rates. Projected inflows from investment earnings were calculated using the long-term assumed investment return of 6.25%. The long-term assumed investment rate of return was applied to all periods of projected benefit payments to determine the total pension liability.

Sensitivity of net pension liability to changes in the discount rate: The following presents the City's proportionate share of the net pension liability calculated using the discount rate of 6.25%, as well as what the City's proportionate share of the net pension liability would be if it were calculated using a discount rate that is 1-percentage-point lower (5.25%) or 1-percentage-point higher (7.25%) than the current rate:

	<u>1% Decrease (5.25%)</u>	<u>Current discount rate (6.25%)</u>	<u>1% Increase (7.25%)</u>
City's proportionate share of the net pension liability	\$ 4,384,450	\$ 3,505,551	\$ 2,772,997

Pension plan fiduciary net position: Detailed information about the pension plan's fiduciary net position is available in the separately issued CERS financial report which is publicly available at <https://kyret.ky.gov>.

Payables to the pension plan: At June 30, 2020, there was a payable to the CERS Pension Plan of \$24,153.

(9) OTHER POSTEMPLOYMENT BENEFIT (“OPEB”) PLAN

County Employees Retirement System

Plan description: The County Employees Retirement System (“CERS”) Insurance Fund was established to provide post-employment healthcare benefits to eligible members and dependents. The CERS Insurance Fund is a cost-sharing, multiple employer defined benefit plan administered by the Kentucky Retirement Systems' (KRS) board of trustees.

CERS issues a publicly available financial report included in the Kentucky Retirement Systems Annual Report that includes financial statements and the required supplementary information for CERS. That report may be obtained by writing to Kentucky Retirement Systems, Perimeter Park West, 1260 Louisville Road, Frankfort, Kentucky, 40601, or by calling (502) 564-4646 or at <https://kyret.ky.gov>.

Benefits provided: CERS health insurance benefits are subject to various participation dates to determine eligibility and health insurance contribution rates. For employees who initiated participation in the CERS system prior to July 1, 2003, KRS pays a percentage of the monthly contribution rate for insurance coverage based on the retired member's years of service and type of service. Non-hazardous members receive a contribution subsidy for only the member's health insurance premium.

Percentage of contribution ranges from 0% for less than 4 years of service to 100% for 20 years or more of service. For members who initiated participation in the CERS system after July 1, 2003 until August 31, 2008, members must have 120 months of service in a state-administered retirement system to qualify for participation in the KRS health plans. Members who began participating with KRS on or after September 1, 2008, must have 180 months of service upon retirement to participate in the KRS health plans. Non-hazardous retirees receive \$10 toward the monthly premium for each full year of service.

Contributions: CERS allocates a portion of the employer contributions to the health insurance benefit plans. For the year ending June 30, 2020, CERS allocated 4.76% of the 24.06% actuarially required contribution rate paid by employers for funding the healthcare benefit. In addition, 1.00% of the contributions by employees hired after September 1, 2008 are allocated to the health insurance plan. During the year ending June 30, 2020, the City contributed \$57,461 to the CERS Insurance Fund. The contribution requirements of CERS are established and may be amended by the CERS Board of Trustees.

Implicit Subsidy: The fully-insured premiums KRS pays for the Kentucky Employees' Health Plan are blended rates based on the combined experience of active and retired members. Because the average cost of providing health care benefits to retirees under age 65 is higher than the average cost of providing health care benefits to active employees, there is an implicit employer subsidy for the non-Medicare eligible retirees. This implicit subsidy is included in the calculation of the total OPEB liability.

OPEB Liabilities, OPEB Expense, and Deferred Outflows of Resources and Deferred Inflows of Resources Related to CERS Insurance Fund

At June 30, 2020, the City reported a liability its proportionate share of the net OPEB liability. The net OPEB liability was measured as of June 30, 2019. The total OPEB liability used to calculate the

net OPEB liability was based on an actuarial valuation as of June 30, 2018. An expected total pension liability as of June 30, 2019 was determined using standard roll-forward techniques. City's proportion of the net OPEB liability was based on contributions to CERS during the fiscal year ended June 30, 2019. At June 30, 2019, the City's proportion was 0.049831%.

For the year ended June 30, 2020, the City recognized OPEB expense of \$91,063, including an implicit subsidy of \$14,576. At June 30, 2020, the City reported deferred outflows of resources and deferred inflows of resources related to OPEBs from the following sources:

	Deferred Outflows of Resources	Deferred Inflows of Resources
Differences between expected and actual experience	\$ -	\$ 252,885
Changes of assumptions	248,012	1,658
Net difference between projected and actual earnings on investments	-	37,226
Changes in proportion and differences between City contributions and proportionate share of contributions	43,833	36,622
City contributions subsequent to the measurement date	57,461	-
	<u>\$ 349,306</u>	<u>\$ 328,391</u>

Of the total amount reported as deferred outflows of resources related to OPEB, \$57,461 resulting from City contributions subsequent to the measurement date and before the end of the fiscal year will be included as a reduction of the collective net OPEB liability in the year ended June 30, 2021.

Deferred outflows and inflows related to differences between projected and actual earnings on plan investments are netted and amortized over a closed five year period. Other amounts reported as deferred outflows of resources and deferred inflows of resources related to pensions are amortized over the average service life of all members. These will be recognized in OPEB expense as follows:

<u>Year</u>	
2020	\$ (6,540)
2021	(6,540)
2022	5,296
2023	(17,375)
2024	(10,728)
Thereafter	(659)
	<u>\$ (36,546)</u>

Actuarial Methods and Assumptions: The total OPEB liability in the June 30, 2019 actuarial valuation was determined using the following actuarial assumptions, applied to all periods included in the measurement:

Valuation Date	June 30, 2018
Measurement Date	June 30, 2019
Experience Study	July 1, 2013 - June 30, 2018
Actuarial Cost Method	Entry Age Normal
Amortization Method	Level Percent of Pay
Remaining Amortization Period	24 Years, Closed
Payroll Growth Rate	2.00%
Asset Valuation Method	20% of the difference between the market value of assets and the expected actuarial value of assets is recognized

Inflation	2.30%
Salary Increase	3.30% to 10.30%, varies by service
Investment Rate of Return	6.25%
Healthcare Trend Rates	
Pre-65	Initial trend starting at 7.00% at January 1, 2020 and gradually decreasing to an ultimate trend rate of 4.05% over a period of 12 years.
Post-65	Initial trend starting at 5.00% at January 1, 2020 and gradually decreasing to an ultimate trend rate of 4.05% over a period of 10 years.
Mortality	
Pre-retirement	PUB-2010 General Mortality table, for the Non-Hazardous Systems, and the PUB-2010 Public Safety Mortality table for the Hazardous Systems, projected with the ultimate rates from the MP-2014 mortality improvement scale using a base year of 2010
Post-retirement (non- disabled)	System-specific mortality table based on mortality experience from 2013-2018, projected with the ultimate rates from MP-2014 mortality improvement scale using a base year of 2019
Post-retirement (disabled)	PUB-2010 Disabled Mortality table, with a 4-year set-forward for both male and female rates, projected with the ultimate rates from the MP-2014 mortality improvement scale using a base year of 2010

As a result of the 2018 experience study, the salary increase assumptions, retirement rate assumptions, mortality assumptions, withdrawal rates, and rates of disablement were updated for the 2019 actuarial valuation.

The long-term expected rate of return was determined by using a building-block method in which best-estimate ranges of expected future real rate of returns are developed for each asset class. The ranges are combined by weighting the expected future real rate of return by the target asset allocation percentage. The target allocation and best estimates of arithmetic real rate of return for each major asset class are summarized in the below tables.

The target allocation and best estimates of arithmetic real rates of return for each major asset class, as provided by CERS's investment consultant, are summarized in the following table:

<u>Asset Class</u>	<u>Target Allocation</u>	<u>Long-Term Expected Real Rate of Return</u>
Growth		
US Equity	18.75%	4.30%
Non-US Equity	18.75%	4.80%
Private Equity	10.00%	6.65%
Specialty Credit/High Yield	15.00%	2.60%
Liquidity		
Core Bonds	13.50%	1.35%
Cash	1.00%	0.20%
Diversifying Strategies		
Real Estate	5.00%	4.85%

Opportunistic	3.00%	2.97%
Real Return	<u>15.00%</u>	4.10%
Total	<u>100.00%</u>	3.89%

Discount rate: The discount rate used to measure the total OPEB liability for nonhazardous and hazardous was 5.68% and 5.69%, respectively. The discount rate determination used an expected rate of return of 6.25%, and a municipal bond rate of 3.13%, as reported in Fidelity Index's "20 – Year Municipal GO AA Index" as of June 30, 2019. However, the cost associated with the implicit employer subsidy was not included in the calculation of the System's actuarial determined contributions, and any cost associated with the implicit subsidy will not be paid out of the System's trusts. Therefore, the municipal bond rate was applied to future expected benefit payments associated with the implicit subsidy.

The following table presents the City's proportionate share of the collective net OPEB liability of the System, calculated using the discount rate of 5.68%, as well as what the City's proportionate share of the collective net OPEB liability would be if it were calculated using a discount rate that is 1-percentage-point lower (4.68%) or 1-percentage-point higher (6.68%) than the current rate:

	<u>1% Decrease (4.68%)</u>	<u>Current discount rate (5.68%)</u>	<u>1% Increase (6.68%)</u>
City's proportionate share of the net OPEB liability	\$ 1,122,756	\$ 838,135	\$ 603,626

Sensitivity of the City's proportionate share of the collective net OPEB liability to changes in the healthcare cost trend rates: The following presents the City's proportionate share of the collective net OPEB liability, as well as what the City's proportionate share of the collective net OPEB liability would be if it were calculated using healthcare cost trend rates that were 1-percentage-point lower or 1-percentage-point higher than the current healthcare cost trend rates:

	<u>1% Decrease</u>	<u>Current trend rate</u>	<u>1% Increase</u>
City's proportionate share of the net OPEB liability	\$ 623,325	\$ 838,135	\$ 1,098,617

OPEB plan fiduciary net position: Detailed information about the OPEB plan's fiduciary net position is available in the separately issued CERS financial report which is publicly available at <https://kyret.ky.gov>.

Payables to the OPEB plan: At June 30, 2020, there was a payable to the CERS OPEB Plan of \$5,957.

(10) INTERFUND TRANSACTIONS

Due to/from other funds:

<u>Receivable Fund</u>	<u>Payable Fund</u>	<u>Amount</u>
General Fund	Water Fund	\$ 656,461
General Fund	Sewer Fund	42,704

In addition, the General Fund refinanced debt of the Water and Sewer Funds in 2006 for which the Water Fund is paying \$6,170.75/month and the Sewer Fund is paying \$5,890.67/month to the General Fund for their portion of the debt service which offsets debt service expense. On July 3, 2019, the City

entered into a loan agreement with the Water Fund in the amount of \$79,000. The balance of this loan at June 30, 2020 was \$73,800 and included in the due to/from balances of the respective funds.

(11) CONTINGENCY

As a result of the spread of the COVID-19 Coronavirus, economic uncertainties have arisen which are likely to negatively impact future revenues. Other financial impact could occur, but such potential impact is unknown at this time.

REQUIRED SUPPLEMENTARY INFORMATION

**CITY OF JACKSON
COUNTY EMPLOYEES RETIREMENT SYSTEM
SCHEDULE OF CITY'S PROPORTIONATE SHARE OF THE NET PENSION AND OPEB LIABILITY
FOR THE YEAR ENDED JUNE 30, 2020**

	Reporting Fiscal Year (Measurement Date) 2020 (2019)	Reporting Fiscal Year (Measurement Date) 2019 (2018)	Reporting Fiscal Year (Measurement Date) 2018 (2017)	Reporting Fiscal Year (Measurement Date) 2017 (2016)	Reporting Fiscal Year (Measurement Date) 2016 (2015)	Reporting Fiscal Year (Measurement Date) 2015 (2014)
Pension:						
City's proportion of the net pension liability	0.049844%	0.466620%	0.049515%	0.052896%	0.058417%	0.052225%
City's proportionate share of the net pension liability	\$ 3,505,551	\$ 2,841,858	\$ 2,898,265	\$ 2,604,411	\$ 2,511,669	\$ 1,694,000
City's covered-employee payroll	\$ 1,314,852	\$ 1,158,841	\$ 1,175,233	\$ 1,261,812	\$ 1,331,290	\$ 1,198,115
City's proportionate share of the net pension liability as a percentage of its covered-employee payroll	266.612%	245.233%	246.612%	206.403%	188.664%	141.389%
Plan fiduciary net position as a percentage of the total pension liability	50.45%	53.54%	53.30%	55.50%	59.97%	66.80%
OPEB:						
City's proportion of the net OPEB liability	0.049831%	0.046661%	0.049515%			
City's proportionate share of the net OPEB liability	\$ 838,135	\$ 828,457	\$ 995,421			
City's covered-employee payroll	\$ 1,314,852	\$ 1,158,841	\$ 1,175,233			
City's proportionate share of the net OPEB liability as a percentage of its covered-employee payroll	63.744%	71.490%	84.700%			
Plan fiduciary net position as a percentage of the total OPEB liability	60.44%	57.62%	52.40%			

Note: Schedule is intended to show information for the last 10 fiscal years. Additional years will be displayed as they become available.

**CITY OF JACKSON
COUNTY EMPLOYEES RETIREMENT SYSTEM
SCHEDULE OF PENSION AND OPEB CONTRIBUTIONS
FOR THE YEAR ENDED JUNE 30, 2020**

	<u>2020</u>	<u>2019</u>	<u>2018</u>	<u>2017</u>	<u>2016</u>	<u>2015</u>	<u>2014</u>
Pension:							
Contractually required contribution	\$ 232,983	\$ 213,269	\$ 167,811	\$ 163,945	\$ 156,717	\$ 169,739	\$ 164,621
Contributions in relation to the contractually required contribution	<u>232,983</u>	<u>213,269</u>	<u>167,811</u>	<u>163,945</u>	<u>156,717</u>	<u>169,739</u>	<u>164,621</u>
Contribution deficiency (excess)	-	-	-	-	-	-	-
City's covered-employee payroll	\$ 1,207,166	\$ 1,314,852	\$ 1,158,841	\$ 1,175,233	\$ 1,261,812	\$ 1,331,290	\$ 1,198,115
City's contributions as a percentage of its covered-employee payroll	19.30%	16.22%	14.48%	13.95%	12.42%	12.75%	13.74%
OPEB:							
Contractually required contribution	\$ 57,461	\$ 69,169	\$ 54,455	\$ 55,589			
Contributions in relation to the contractually required contribution	<u>57,461</u>	<u>69,169</u>	<u>54,455</u>	<u>55,589</u>			
Contribution deficiency (excess)	-	-	-	-			
City's covered-employee payroll	\$ 1,207,166	\$ 1,314,852	\$ 1,158,841	\$ 1,175,233			
City's contributions as a percentage of its covered-employee payroll	4.76%	5.26%	4.70%	4.73%			

Note: Schedule is intended to show information for the last 10 fiscal years. Additional years will be displayed as they become available.

CITY OF JACKSON
NOTES TO REQUIRED SUPPLEMENTARY INFORMATION
FOR THE YEAR ENDED JUNE 30, 2020

(1) CHANGES OF ASSUMPTIONS

CERS - Pension

The following changes were made by the Kentucky Legislature and reflected in the valuation performed as of June 30, 2015:

- The assumed investment rate of return was decreased from 7.75% to 7.50%.
- The assumed rate of inflation was reduced from 3.50% to 3.25%.
- The assumed rate of wage inflation was reduced from 1.00% to 0.75%.
- Payroll growth assumption was reduced from 4.50% to 4.00%.
- The mortality table used for active members is RP-2000 Combined Mortality Table projected with Scale BB to 2013 (multiplied by 50% for males and 30% for females).
- For healthy retired members and beneficiaries, the mortality table used is the RP-2000 Combined Mortality Table projected with Scale BB to 2013 (set back 1 year for females). For disabled members, the RP-2000 Combined Disabled Mortality Table projected with Scale BB to 2013 (set back 4 years for males) is used for the period after disability retirement.
- The assumed rates of Retirement, Withdrawal and Disability were updated to more accurately reflect experience.

The following changes were made by the Board of Trustees and reflected in the valuation performed as of June 30, 2017:

- Decreased the price inflation assumption to 2.30%
- Decreased the assumed rate of return to 6.25%
- Decreased the payroll growth assumption to 2.00%.

The following changes were made by the Board of Trustees and reflected in the valuation performed as of June 30, 2019:

- The assumed salary increase was changed from 4.00% (average) to 3.30%-10.30% (varies by service.)
- The mortality table used for pre-retirement is PUB-2010 General Mortality table, for the Non-Hazardous Systems, and PUB-2010 Public Safety Mortality table for the Hazardous Systems, projected with the ultimate rates from the MP-2014 mortality improvement scale using a base year of 2010.
- The mortality table used for post-retirement (non-disabled) is a system specific mortality table based on mortality experience from 2013-2018, projected with the ultimate rates from MP-2014 mortality improvement scale using a base year of 2019.

- The mortality table used for post-retirement (disabled) is PUB-2010 Disabled Mortality table, with a 4-year set-forward for both male and female rates, projected with the ultimate rates from MP-2014 mortality improvement scale using a base year of 2010.

CERS – Insurance Fund

The following changes were made by the Board of Trustees and reflected in the valuation performed as of June 30, 2017:

- Decreased the price inflation assumption to 2.30%
- Decreased the assumed rate of return to 6.25%
- Decreased the payroll growth assumption to 2.00%.

The following changes were made by the Board of Trustees and reflected in the valuation performed as of June 30, 2019:

- The assumed salary increase was changed from 4.00% (average) to 3.30%-10.33% (varies by service.)
- The mortality table used for pre-retirement is PUB-2010 General Mortality table, for the Non-Hazardous Systems, and PUB-2010 Public Safety Mortality table for the Hazardous Systems, projected with the ultimate rates from the MP-2014 mortality improvement scale using a base year of 2010.
- The mortality table used for post-retirement (non-disabled) is a system specific mortality table based on mortality experience from 2013-2018, projected with the ultimate rates from MP-2014 mortality improvement scale using a base year of 2019.
- The mortality table used for post-retirement (disabled) is PUB-2010 Disabled Mortality table, with a 4-year set-forward for both male and female rates, projected with the ultimate rates from MP-2014 mortality improvement scale using a base year of 2010.

(2) METHOD AND ASSUMPTIONS USED IN CALCULATIONS OF ACTUARIALLY DETERMINED CONTRIBUTIONS

CERS - Pension

The actuarially determined contribution rates are determined on a biennial basis beginning with the fiscal year ended 2018, determined as of July 1, 2017. The amortization period of the unfunded liability has been reset as of July 1, 2013 to a closed 30-year period. The following actuarial methods and assumptions were used to determine contribution rates for the year ending June 30, 2019:

Experience Study	July 1, 2008 – June 30, 2013
Actuarial Cost Method	Entry Age Normal
Amortization Method	Level percentage of payroll
Remaining Amortization Period	26 years, closed
Payroll growth	2.00%
Asset Valuation Method	20% of the difference between the market value of assets and the expected actuarial value of assets is recognized
Inflation	2.30%
Salary Increase	3.30% to 11.55%, varies by service

Investment Rate of Return	6.25%, net of pension plan investment expense, including inflation
Mortality	RP-2000 Combined Mortality Table, projected to 2013 with Scale BB (set back 1 year for females)
Phase-In Provision	Board certified rate is phased into the actuarially determined rate in accordance with HB 362 enacted in 2018.

CERS – Insurance Fund

The following actuarial methods and assumptions, for actuarially determined contributions effective for fiscal year ending June 30, 2019:

Experience Study	July 1, 2008 – June 30, 2013
Actuarial Cost Method	Entry Age Normal
Amortization Method	Level Percent of Pay
Remaining Amortization Period	26 Years, Closed
Payroll Growth Rate	2.00%
Asset Valuation Method	20% of the difference between the market value of assets and the expected actuarial value of assets is recognized
Inflation	2.30%
Salary Increase	3.30% to 11.55%, varies by service
Investment Rate of Return	6.25%
Healthcare Trend Rates	
Pre-65	Initial trend starting at 7.25% at January 1, 2019 and gradually decreasing to an ultimate trend rate of 4.05% over a period of 13 years.
Post-65	Initial trend starting at 5.10% at January 1, 2019 and gradually decreasing to an ultimate trend rate of 4.05% over a period of 11 years.
Mortality	RP-2000 Combined Mortality Table, projected to 2013 with Scale BB (set back 1 year for females)
Phase-in Provision	Board certified rate is phased into the actuarially determined rate in accordance with HB 362 enacted in 2018.

(3) CHANGES OF BENEFITS

CERS - Pension

During the 2018 legislative session, House Bill 185 was enacted, which updated the benefit provisions for active members who die in the line of duty. Benefits paid to the spouses of deceased members have been increased from 25% of the member’s final rate of pay to 75% of the member’s average pay. If the member does not have a surviving spouse, benefits paid to surviving dependent children have been increased from 10% of the member’s final pay rate to 50% of average pay for one child, 65% of average pay for two children, or 75% of average pay for three children. The Total Pension Liability as of June 30, 2019 is determined using these updated benefit provisions.

CERS – Insurance Fund

During the 2018 legislative session, House Bill 185 was enacted, which updated the benefit provisions for active members who die in the line of duty. The system shall now pay 100% of the insurance premium for spouses and children of all active members who die in the line of duty. The total OPEB liability as of June 30, 2019, is determined using these updated benefit provisions.

SUPPLEMENTARY INFORMATION

**CITY OF JACKSON, KENTUCKY
 COMBINING BALANCE SHEET
 NON-MAJOR GOVERNMENTAL FUNDS
 JUNE 30, 2020**

	<u>Park</u>	<u>Shop With A Cop</u>	<u>ABC Account</u>	<u>Police Grants</u>	<u>Total Non-Major Governmental Funds</u>
Assets					
Cash and cash equivalents	\$ 15,830	\$ 15,538	\$ 30,801	\$ 38,742	\$ 100,911
Total assets	<u>\$ 15,830</u>	<u>\$ 15,538</u>	<u>\$ 30,801</u>	<u>\$ 38,742</u>	<u>\$ 100,911</u>
Liabilities and Fund Balances					
Liabilities:					
Accounts payable	\$ -	\$ -	\$ -	\$ -	\$ -
Total liabilities	<u>-</u>	<u>-</u>	<u>-</u>	<u>-</u>	<u>-</u>
Fund Balances:					
Restricted	15,830	15,538	30,801	38,742	100,911
Total fund balances	<u>15,830</u>	<u>15,538</u>	<u>30,801</u>	<u>38,742</u>	<u>100,911</u>
Total liabilities and fund balances	<u>\$ 15,830</u>	<u>\$ 15,538</u>	<u>\$ 30,801</u>	<u>\$ 38,742</u>	<u>\$ 100,911</u>

CITY OF JACKSON, KENTUCKY
COMBINING STATEMENT OF REVENUES, EXPENDITURES AND CHANGES IN FUND BALANCES
NON-MAJOR GOVERNMENTAL FUNDS
FOR THE YEAR ENDED JUNE 30, 2020

	Park	Shop With A Cop	ABC Account	Police Grants	Total Non-Major Governmental Funds
Revenues					
Arrest fees, fines and forfeitures	\$ -	\$ -	\$ -	\$ 7,055	\$ 7,055
Parks and recreation	56,200	-	-	-	56,200
Grant income	-	-	-	94,867	94,867
Alcohol revenue	-	-	96,433	-	96,433
Other income	-	16,589	-	-	16,589
Total revenues	<u>56,200</u>	<u>16,589</u>	<u>96,433</u>	<u>101,922</u>	<u>271,144</u>
Expenditures					
Police	-	20,183	87,981	78,365	186,529
Parks	55,622	-	-	-	55,622
Capital outlay	-	-	-	-	-
Debt service	-	-	-	-	-
Total expenditures	<u>55,622</u>	<u>20,183</u>	<u>87,981</u>	<u>78,365</u>	<u>242,151</u>
Excess (deficiency) of revenues over (under) expenditures	<u>578</u>	<u>(3,594)</u>	<u>8,452</u>	<u>23,557</u>	<u>28,993</u>
Other financing sources (uses):					
Transfer from other funds	-	-	-	-	-
Proceeds from debt	-	-	-	-	-
Total other financing sources (uses)	<u>-</u>	<u>-</u>	<u>-</u>	<u>-</u>	<u>-</u>
Net change in fund balances	578	(3,594)	8,452	23,557	28,993
Fund balance, beginning of year	<u>15,252</u>	<u>19,131</u>	<u>22,349</u>	<u>15,186</u>	<u>71,918</u>
Fund balance, end of year	<u>\$ 15,830</u>	<u>\$ 15,537</u>	<u>\$ 30,801</u>	<u>\$ 38,743</u>	<u>\$ 100,911</u>

CITY OF JACKSON

SCHEDULE OF EXPENDITURES OF FEDERAL AWARDS

FOR THE YEAR ENDED JUNE 30, 2020

Federal Grantor/Pass-Through Grantor/Program Title	Federal CFDA Number	Pass-Through Grant Number	Passed Through to Subrecipients	Expenditures
<u>U.S. Department of Commerce</u>				
Direct:				
Economic Adjustment Program	11.307	Lakeside Drive	\$ -	\$ 1,030,087 *
Total U.S. Department of Commerce			-	1,030,087
<u>U.S. Department of Transportation</u>				
Passed Through the Kentucky Office of Highway Safety -				
Dept of State Police Highway Safety Program	20.600	KY0033604	-	11,700
Total U.S. Department of Transportation			-	11,700
<u>U.S. Department of Agriculture</u>				
Direct:				
Community Facilities Grant	10.780	-	-	48,800
Total U.S. Department of Transportation			-	48,800
<u>U. S. Homeland Security Protection Agency</u>				
Passed Through Kentucky Department of Homeland Security:				
Public Assistance Program	97.036	DR-4428	-	55,914
' Homeland Security Grant Program	97.067	17-063	-	41,215
Total Department of Agriculture			-	97,129
Total Expenditures of Federal Awards			\$ -	\$ 1,187,716

* Denotes major program.

NOTES TO SCHEDULE OF EXPENDITURES OF FEDERAL AWARDS

NOTE A - BASIS OF PRESENTATION


The accompanying schedule of expenditures of federal awards includes the federal grant activity of the City of Jackson under the programs of the federal government for the year ended June 30, 2020. The information in this schedule is presented in accordance with the requirements of Title 2 U.S. Code of Federal Regulations part 200, *Uniform Administrative Requirements, Cost Principles, and Audit Requirements for Federal Awards* (Uniform Guidance). Because the schedule presents only a selected portion of the operations of the Ashland Independent School City, it is not intended to and does not present the financial position, changes in net position or cash flows of the City.

NOTE B - SIGNIFICANT ACCOUNTING POLICIES

Expenditures reported on the schedule are reported on the accrual basis of accounting. Such expenditures are recognized following, as applicable, either the cost principles in OMB Circular A-87, *Cost Principles for State and Local Governments*, or the cost principles contained in Title 2 U.S. Code of Federal Regulations Part 200, *Uniform Administrative Requirements, Cost Principles, and Audit Requirements for Federal Awards*, wherein, certain types of expenditures are not allowable or are limited as to reimbursement.

NOTE C - INDIRECT COST RATE

The City of Jackson has not elected to use the 10-percent de minimis indirect cost rate allowed under the Uniform Guidance.



Kelley **G**alloway
Smith **G**oolsby, PSC

Certified Public Accountants and Advisors

1200 Corporate Court • P. O. Box 990 • Ashland, Kentucky 41105

• Phone (606) 329-1811 (606) 329-1171 • Fax (606) 329-8756 (606) 325-0590

• Web www.ksgcpa.com Member of  **Allinial** GLOBAL.

**INDEPENDENT AUDITOR'S REPORT ON INTERNAL CONTROL
OVER FINANCIAL REPORTING AND ON COMPLIANCE AND OTHER
MATTERS BASED ON AN AUDIT OF FINANCIAL STATEMENTS PERFORMED IN
ACCORDANCE WITH *GOVERNMENT AUDITING STANDARDS***

The Honorable Mayor
and Members of City Council
City of Jackson
Jackson, Kentucky

We have audited, in accordance with the auditing standards generally accepted in the United States of America and the standards applicable to financial audits contained in *Government Auditing Standards* issued by the Comptroller General of the United States, the financial statements of the governmental activities, the business-type activities, each major fund, and the aggregate remaining fund information of the City of Jackson (the "City") as of and for the year ended June 30, 2020, and the related notes to the financial statements, which collectively comprise the City's basic financial statements, and have issued our report thereon dated December 30, 2020.

Internal Control Over Financial Reporting

In planning and performing our audit of the financial statements, we considered the City's internal control over financial reporting (internal control) to determine the audit procedures that are appropriate in the circumstances for the purpose of expressing our opinions on the financial statements, but not for the purpose of expressing an opinion on the effectiveness of the City's internal control. Accordingly, we do not express an opinion on the effectiveness of the City's internal control.

A *deficiency in internal control* exists when the design or operation of a control does not allow management or employees, in the normal course of performing their assigned functions, to prevent, or detect and correct, misstatements on a timely basis. A *material weakness* is a deficiency, or a combination of deficiencies, in internal control such that there is a reasonable possibility that a material misstatement of the entity's financial statements will not be prevented, or detected and corrected on a timely basis. A *significant deficiency* is a deficiency, or a combination of deficiencies, in internal control that is less severe than a material weakness, yet important enough to merit attention by those charged with governance.

Our consideration of internal control was for the limited purpose described in the first paragraph of this section and was not designed to identify all deficiencies in internal control that might be material weaknesses or significant deficiencies and therefore, material weaknesses or significant deficiencies may exist that were not identified. We did identify certain deficiencies in internal

control, described in the accompanying schedule of findings and questioned costs to be material weaknesses, 2020-001 and 2020-002.

Compliance and Other Matters


As part of obtaining reasonable assurance about whether the City's financial statements are free from material misstatement, we performed tests of its compliance with certain provisions of laws, regulations, contracts and grant agreements, noncompliance with which could have a direct and material effect on the determination of financial statement amounts. However, providing an opinion on compliance with those provisions was not an objective of our audit and accordingly, we do not express such an opinion. The results of our tests disclosed no instances of noncompliance or other matter that is required to be reported under *Government Auditing Standards*.

City's Response to Findings

The City's responses to the findings identified in our audit are described in the accompanying schedule of findings and responses. The City's responses were not subjected to the auditing procedures applied in the audit of the financial statements and, accordingly, we express no opinion on them.

Purpose of this Report

The purpose of this report is solely to describe the scope of our testing of internal control and compliance and the results of that testing, and not to provide an opinion on the effectiveness of the City's internal control or on compliance. This report is an integral part of an audit performed in accordance with *Government Auditing Standards* in considering the City's internal control and compliance. Accordingly, this communication is not suitable for any other purpose.



Ashland, Kentucky
December 30, 2020



Kelley **G**alloway
Smith **G**oolsby, PSC

Certified Public Accountants and Advisors

1200 Corporate Court • P. O. Box 990 • Ashland, Kentucky 41105

• Phone (606) 329-1811 (606) 329-1171 • Fax (606) 329-8756 (606) 325-0590

• Web www.kgsgcpa.com Member of **Allinial** GLOBAL.

**INDEPENDENT AUDITOR'S REPORT ON COMPLIANCE
FOR EACH MAJOR PROGRAM AND
ON INTERNAL CONTROL OVER COMPLIANCE
REQUIRED BY THE UNIFORM GUIDANCE**

The Honorable Mayor
and Members of City Council
City of Jackson
Jackson, Kentucky

Report on Compliance for Each Major Federal Program

We have audited the City of Jackson's (the "City") compliance with the types of compliance requirements described in the *OMB Compliance Supplement* that could have a direct and material effect on each of the City's major federal programs for the year ended June 30, 2020. The City's major federal programs are identified in the summary of auditor's results section of the accompanying schedule of findings and questioned costs.

Management's Responsibility

Management is responsible for compliance with federal statutes, regulations, and the terms and conditions of its federal awards applicable to its federal programs.

Auditor's Responsibility

Our responsibility is to express an opinion on compliance for each of the City's major federal programs based on our audit of the types of compliance requirements referred to above. We conducted our audit of compliance in accordance with auditing standards generally accepted in the United States of America; the standards applicable to financial audits contained in *Government Auditing Standards*, issued by the Comptroller General of the United States; and the audit requirements of Title 2 U.S. *Code of Federal Regulations* Part 200, *Uniform Administrative Requirements, Cost Principles, and Audit Requirements for Federal Awards* (Uniform Guidance). Those standards and the Uniform Guidance require that we plan and perform the audit to obtain reasonable assurance about whether noncompliance with the types of compliance requirements referred to above that could have a direct and material effect on a major federal program occurred. An audit includes examining, on a test basis, evidence about the City's compliance with those requirements and performing such other procedures as we considered necessary in the circumstances.

We believe that our audit provides a reasonable basis for our opinion on compliance for each major federal program. However, our audit does not provide a legal determination of the City's compliance.

Opinion on Each Major Federal Program

In our opinion, the City complied, in all material respects, with the types of compliance requirements referred to above that could have a direct and material effect on each of its major federal programs for the year ended June 30, 2020.

Report on Internal Control Over Compliance

Management of the City is responsible for establishing and maintaining effective internal control over compliance with the types of compliance requirements referred to above. In planning and performing our audit of compliance, we considered the City's internal control over compliance with the types of requirements that could have a direct and material effect on each major federal program to determine the auditing procedures that are appropriate in the circumstances for the purpose of expressing an opinion on compliance for each major federal program and to test and report on internal control over compliance in accordance with the Uniform Guidance, but not for the purpose of expressing an opinion on the effectiveness of internal control over compliance. Accordingly, we do not express an opinion on the effectiveness of the City's internal control over compliance.

A deficiency in internal control over compliance exists when the design or operation of a control over compliance does not allow management or employees, in the normal course of performing their assigned functions, to prevent, or detect and correct, noncompliance with a type of compliance requirement of a federal program on a timely basis. A *material weakness in internal control over compliance* is a deficiency, or combination of deficiencies, in internal control over compliance, such that there is a reasonable possibility that material noncompliance with a type of compliance requirement of a federal program will not be prevented, or detected and corrected, on a timely basis. A *significant deficiency in internal control over compliance* is a deficiency, or a combination of deficiencies, in internal control over compliance with a type of compliance requirement of a federal program that is less severe than a material weakness in internal control over compliance, yet important enough to merit attention by those charged with governance.

Our consideration of internal control over compliance was for the limited purpose described in the first paragraph of this section and was not designed to identify all deficiencies in internal control over compliance that might be material weaknesses or significant deficiencies. We did not identify any deficiencies in internal control over compliance that we consider to be material weaknesses. However, material weaknesses may exist that have not been identified.

The purpose of this report on internal control over compliance is solely to describe the scope of our testing of internal control over compliance and the results of that testing based on the requirements of the Uniform Guidance. Accordingly, this report is not suitable for any other purpose.

Kelley Holloway Smith *Joolsby, PSC*
Ashland, Kentucky
December 30, 2020

CITY OF JACKSON

SCHEDULE OF FINDINGS AND QUESTIONED COSTS

FOR THE YEAR ENDED JUNE 30, 2020

A. SUMMARY OF AUDITOR'S RESULTS

Financial Statements

Type of report the auditor issued on whether the financial statements audited were prepared in accordance with GAAP:

Unmodified

Internal control over financial reporting:

Material weakness(es) identified?

X Yes No

Significant deficiency(ies) identified?

Yes X None reported

Noncompliance material to the financial statements noted?

Yes X No

Federal Awards

Internal control over major federal programs:

Material weakness(es) identified?

Yes X No

Significant deficiency(ies) identified?

Yes X None reported

Type of auditor's report issued on compliance for major federal programs:

Unmodified

Any audit findings disclosed that are required to be reported in accordance with 2 CFR 200.516(a)?

Yes X No

Identification of Major Programs:
Economic Adjustment Program

CFDA No.
11.307

Dollar threshold used to distinguish between type A and type B programs:

\$750,000

Auditee qualified as low risk auditee?

Yes X No

CITY OF JACKSON

SCHEDULE OF FINDINGS AND QUESTIONED COSTS (CONTINUED)

FOR THE YEAR ENDED JUNE 30, 2020

B. FINANCIAL STATEMENT FINDINGS

2020-001 PAYABLES AND RECEIVABLES

Statement of Condition: The City maintains their financial records on a cash basis; therefore, we had several audit adjustments related to unrecorded accounts payable, accrued liabilities, and accounts receivable at June 30, 2020.

Criteria for Condition: Modified accrual or accrual (for Proprietary Fund Types) basis of accounting is recommended by the American Institute of Certified Public Accountants in its industry audit guide, "Audits of State and Local Governmental Units".

Cause of Condition: The City currently maintains its accounting records on the cash basis of accounting.

Effect of Condition: As a result, financial statements prepared during the year could be misleading.

Recommendation for Correction: We recommend that the City utilize the accounts payable function within their accounting system to be able to view at any point in time open invoices/accounts payable and to adjust the other liabilities and accounts receivable balances on at least an annual basis.

Management Response and Corrective Action Plan: The City will provide a list of vendors and amounts due to them as of June 30, 2020 in order to make the necessary adjustments for the audit. The City will record recurring accounts payable and others when feasible.

2020-002 BANK RECONCILIATIONS

Statement of Condition: We noted several bank reconciliations that did not agree to the general ledger and/or contained old outstanding items listed, some that had already cleared the bank.

Criteria for Condition: Performing timely and accurate bank reconciliations provide for more accurate financial statements.

Cause of Condition: Personnel do not investigate outages or old outstanding items enough.

Effect of Condition: Inaccurate bank reconciliations.

Recommendation for Correction: We recommend that any bank reconciliation outages be investigated until found each month. Also, any outstanding items that have been outstanding for more than 90 days be should be investigated further. In addition, the Mayor should start reviewing and initialing all bank reconciliations to ensure that they are being done properly.

Management's Response and Corrective Action Plan: The City will make every effort to reconcile bank statements on a timely basis and follow-up on old outstanding items.

C. FEDERAL AWARDS FINDINGS AND QUESTIONED COSTS

None noted in current year.

CITY OF JACKSON
333 Broadway
Jackson, KY 41339
Phone: 606-666-7069 Fax: 606-666-7046

CORRECTIVE ACTION PLAN

FOR THE YEAR ENDED JUNE 30, 2020

Finding Number	Planned Corrective Action	Anticipated Completion Date	Responsible Contact Person
2020-001	The City will provide a list of vendors and amounts due to them as of June 30, 2020 in order to make the necessary adjustments for the audit. The City will record recurring accounts payable and others when feasible.	June 30, 2021	Laura Thomas, Mayor
2020-002	The City will make every effort to reconcile bank statements on a timely basis and follow-up on old outstanding items.	June 30, 2021	Laura Thomas, Mayor

CITY OF JACKSON
333 Broadway
Jackson, KY 41339
Phone: 606-666-7069 Fax: 606-666-7046

SUMMARY SCHEDULE OF PRIOR AUDIT FINDINGS

FOR THE YEAR ENDED JUNE 30, 2020

Findings

Findings/Noncompliance

2019-001

We recommend that the City utilize the accounts payable function within their accounting system to be able to view at any point in time open invoices/accounts payable and to adjust the other liabilities and accounts receivable balances on at least an annual basis.

Status: This was repeated as 2020-001 in the current year.

2019-002

We noted several bank reconciliations that did not agree to the general ledger and/or contained old outstanding items listed, some that had already cleared the bank.

Status: This was repeated as 2020-002 in the current year.