

North McLean County Water District

PO Box 68, 217 Hill Street

Livermore, KY 42352

270-278-2800

nmcleanwater@bellsouth.net

June 8, 2021

To: Executive Director
Public Service Commission

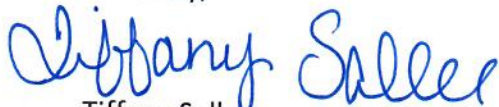
RE: Purchased Water Adjustment

To Whom It May Concern,

At the regular meeting of the Board of Commissioners of the North McLean County Water District on May 17, 2021, it was decided to file with the Public Service Commission a purchased water adjustment due to our suppliers, McLean County Regional Water Commission and Daviess County Water District increasing our wholesale rate.

If you have any questions concerning this request or need additional information, please contact our office.

Sincerely,



Tiffany Sallee
Secretary

PURCHASED WATER ADJUSTMENT FOR
WATER DISTRICTS AND WATER ASSOCIATIONS
(807 KAR 5:068)

Name of Utility	North McLean County Water District	
Date	June 1, 2021	
Address	217 Hill Street, PO Box 68	
City, State, Zip	Livermore, KY	42352
Telephone Number	270-278-2800	
Email Address	nmcleanwater@bellsouth.net	

1.a. Name of all wholesale suppliers and the base (current) rate and changed rate of each. In the event the water purchased is billed by the supplier on a rate that is not a flat rate schedule, the entire rate schedule must be shown. Attach additional sheets if necessary.


Supplier(s)	Base Rate	Changed Rate
McLean County Regional Water	3.22 per 1,000 gallons	3.77 per 1,000 gallons
Daviess County Water District	4.38 per 1,000 gallons	4.84 per 1,000 gallons
Ohio County Water District	3.29 per 1,000 gallons	3.29 per 1,000 gallons

1.b. A copy of the supplier's notice of the changed rate showing the effective date of the increase is attached as Exhibit

2. Twelve-month period upon which the purchased water adjustment is based. (This twelve-month period must end within 90 days of this filing).

From	May 2020	through	April 2021
	(month and year)		(month and year)

3. Statement of water purchases. Where water is purchased from more than one supplier, purchases from each supplier must be shown separately. If water is purchased through a declining block rate schedule, purchases for each month must be shown. Attach an additional sheet if necessary.

Supplier(s)	Gallons Purchased during 12 month period
McLean County Regional	111,205,000
Daviess County Water District	5,441,000
Ohio County Water District Emergency Only	0
TOTAL PURCHASES	116,646,000
4. Total gallons sold for the 12 month period	
	96,611,800
5. Increased water cost	
	63,665.61
The increased water cost is the cost difference between purchases at base (current rate) and purchases at new rate. The calculation and all supporting documents used to determine the change in purchased water costs sufficient to determine the accuracy of the calculation is attached as Exhibit	
6. Purchased water adjustment factor	
	.66
The purchased water adjustment factor is obtained by dividing the increased cost of water by the total gallons sold.	
Note: The purchased water adjustment factor is added to each thousand gallons sold. If the minimum usage is 2,000 gallons then the purchased water adjustment factor would be added to the minimum bill twice.	
7. A schedule listing the current and proposed rates is attached as Exhibit	
8. A copy of the resolution or other document of the utility's governing body authorizing the proposed rates is attached as Exhibit	
9. Proposed effective date	
	July 1, 2021
 Signature of Utility Officer	
Secretary	
Title	

NOTICE OF PURCHASED WATER RATE ADJUSTMENT

To: Keith Ayer, Chairman, North McLean County Water District

From: Joe Howell, Chairman, McLean County Regional Water Commission

Date: May 6, 2021

This is to provide notice to the North McLean County Water District (“District”) that the McLean County Regional Water Commission (“Commission”) has adopted a Resolution on May 4, 2021 adjusting the wholesale rates to the District and the cities that are wholesale customers of the Commission. Under the Resolution, a copy of which is attached hereto, the existing rates to all wholesale customers are being increased by 11.54% from the previously scheduled rate for July 1, 2021 and the new rate will be effective on the first day of July, 2021. The existing rate, the scheduled rate on July 1, 2021, and the proposed rate are shown in the table below.

	Current Rate	Scheduled Rate Change	Proposed Rate	% Increase	Effective Date
Volume charge (per 1000 gal)	\$3.22				October 1, 2020
		\$3.38			July 1, 2021
			\$3.77	11.54%	July 1, 2021

This notice is being provided to the District so that it can provide notice to the Kentucky Public Service Commission of the Purchased Water Adjustment to the rate.

Joe K. Howell
Chairman, McLean County Regional Water
Commission



Water is Life

April 22, 2021

TO : All Wholesale Customers

RE : Purchased Water Rate Adjustment

This letter is to inform you that the Daviess County Water District will file with the Public Service Commission for a purchased water rate adjustment due to Owensboro Municipal Utilities (OMU) increasing our water rate we purchase from them. The proposed rate for your system will, if approved, increase from \$ 4.38 per 1,000 gallons to \$ 4.84 per 1,000 gallons effective June 1, 2021. We will send another letter later confirming whether the purchased rate adjustment was approved by the Public Service Commission.

If there are any questions concerning this matter, please contact our office.

Sincerely,

William G. Higdon
Manager

Notice of Proposed Rate Change

For

North McLean County Water District

In accordance with the requirements of the Kentucky Public Service Commission ("PSC") as set out in 807 KAR 5:076, Section 5, notice is hereby given to the customers of the North McLean County Water District (the "District") of a change in water rates for users of the District's water system. The changes in water rates are required to the District's water purchased rate increase with Daviess County Water District and McLean County Regional. North McLean County Water District has files an application on June 8, 2021 with the Public Service Commission.

Current Monthly Rates

First 2,000 gallons	\$22.99 Minimum Bill
Next 8,000 gallons	\$8.55 per 1,000 gallons
Next 30,000 gallons	\$7.83 per 1,000 gallons
Over 40,000 gallons	\$7.14 per 1,000 gallons

<u>Proposed Monthly Rates</u>	<u>Dollar Change</u>
First 2,000 gallons	\$24.31 Minimum Bill \$1.32
Next 8,000 gallons	\$9.21 per 1,000 gallons \$0.66
Next 30,000 gallons	\$8.49 per 1,000 gallons \$0.66
Over 40,000 gallons	\$7.80 per 1,000 gallons \$0.66

The proposed monthly water rates shall be effective for water sold after the date of the final approving Order of the PSC, which is to be issued no later than 30 days of the filing of the Application.

The Application for approval of the rate change has been filed with the PSC and may be examined during normal business hours at the following locations: (i) North McLean County Water District office, 217 Hill Street, Livermore, Kentucky 42352 Monday-Friday, 8:00 a.m. – 5:00 p.m. C.S.T.;(ii) PSC, 211 Sower Boulevard, Frankfort, Kentucky, Monday-Friday 8:00 a.m. – 4:30 p.m., E.T.; and (iii) via the PSC website at <https://psc.ky.gov> Comments regarding the applications may be submitted to the PSC via its website or by mail to PSC, P.O. Box 615, Frankfort, Kentucky 40602.

The rates contained in this notice are the rates proposed by North McLean County Water District; however, the PSC may order rates to be charged that differ from the proposed rates contained in this notice.

Person(s) may submit a timely written request for intervention to the Public Service Commission (PSC) address above, establishing the grounds for the request including the status and interest of the person(s).

The (PSC) may take final action on the Application after 30 days of the Application submission, if no written request of intervention is received within (30) days of initial publication or mailing, of the notice.

EXHIBIT B 1

North McLean County Water District
 Increased Water Cost and Purchased Water Adjustment

Calculation for Increased Water Cost from McLean County Regional

Month	Sales	Gallons Purchased
May 2020	\$26,065.68	9726000
June 2020	\$26,537.36	9902000
July 2020	\$27,807.68	10376000
August 2020	\$28,260.60	10545000
September 2020	\$24,120.00	9000000
October 2020	\$28,171.78	8749000
November 2020	\$27,598.62	8571000
December 2020	\$29,475.88	9154000
January 2021	\$28,764.26	8933000
February 2021	\$24,803.66	7703000
March 2021	\$29,720.60	9230000
April 2021	\$29,997.52	9316000
Totals	\$331, 293.64	111,205,000

Current Wholesale Rate 3.22
 Percent Increase x .117 11% increase
 New Wholesale Rate \$ 3.77

Water cost at changed rate: 111205000
 X 3.77
 \$ 419,242.85

Water cost at base rate: 111205000
 X3.22
 \$358,080.10

Increased water cost: 419,242.85-358,080.10=61,162.75

Calculation for Purchased Water Adjustment Factor

Increase of water cost divided by total gallons sold divide by 1000
 61,162.75/111205000/1000=0.60

EXHIBIT B 2

North McLean County Water District
 Increased Water Cost and Purchased Water Adjustment

Calculation for Increased Water Cost from Daviess County Water District

Month	Sales	Gallons Purchased
May 2020	\$1,470.59	461000
June 2020	\$1,677.94	526000
July 2020	\$2,460.15	639000
August 2020	\$2,233.00	580000
September 2020	\$2,144.45	557000
October 2020	\$1,540.00	400000
November 2020	\$1,424.50	370000
December 2020	\$1,486.10	286000
January 2021	\$1,414.74	323000
February 2021	\$1,922.82	439000
March 2021	\$1,331.52	304000
<u>April 2021</u>	<u>\$2,435.28</u>	<u>556000</u>
Totals	\$21,541.09	5441000

Current Wholesale Rate 4.38
 Percent Increase X.1104 11% Increase
 New Wholesale Rate \$4.84

Water cost at changed rate: 5441000
 x 4.84
 \$26,334.44

Water cost at base rate: 5441000
 X 4.38
 \$23,831.58

Increased water cost: 26,334.44-23,831.58=\$ 2,502.86

Calculation for Purchased Water Adjustment Factor

Increase of water cost divided by total gallons sold divide by 1000
 \$2502.86/5441000/1000=0.06

The (PSC) may take final action on the Application after 30 days of the Application submission, if no written request of intervention is received within (30) days of initial publication or mailing, of the notice.

Exhibit C
North McLean County Water District
Current and Proposed Rates

<u>Current Monthly Rates</u>	<u>Proposed Monthly Rates</u>	<u>Dollar Change</u>
First 2,000 gallons \$22.99 Minimum Bill	\$24.31 Minimum Bill	\$1.32
Next 8,000 gallons \$8.55 per 1,000 gallons	\$9.21 per 1,000 gallons	\$0.66
Next 30,000 gallons \$7.83 per 1,000 gallons	\$8.49 per 1,000 gallons	\$0.66
Over 40,000 gallons \$7.14 per 1,000 gallons	\$7.80 per 1,000 gallons	\$0.66

MINUTES OF THE REGULAR MEETING OF THE BOARD OF WATER
COMMISSIONERS OF NORTH MCLEAN COUNTY WATER DISTRICT HELD
MAY 17, 2021 AT 7:00 P.M.
AT THE DISTRICT OFFICE
217 HILL STREET
LIVERMORE, KY 42352

The regular meeting of the North McLean County Board of Water Commissioners was held May 17, 2021 at 7:00 P.M., at the District Office in Livermore, Kentucky.

Commissioners Present:

Keith Ayer, Chairman
Carrol Troutman
Gary Floyd
Dale Chandler
Wayne Bell

Commissioners Absent:

NONE

North McLean County Water Staff Present:

Tiffany Sallee, Secretary

Visitors Present:

NONE

The meeting was called to order by Chairman Keith Ayer, who presided over the meeting.

The minutes of the regular meeting on April 19, 2021 were read. A motion to approve the minutes was made by Commissioner Gary Floyd and seconded by Commissioner Carrol Troutman. A vote was taken and motion passed.

Chairman Keith Ayer informed the North McLean County Water Board that McLean County Regional Water Commission passed a new purchased water rate. The new purchased rate for North McLean County Water District, increased from \$3.22 per 1,000 gallons to \$3.77 per 1,000 gallons effective July 1, 2021 billing. A motion made by Commissioner Dale Chandler and seconded by Commissioner Carrol Troutman for the North McLean County Office Staff to begin the process of filing a purchased water rate adjustment with the Kentucky Public Service Commission. A vote was taken and motion passed.

Chairman Keith Ayer informed the board that Daviess County Water District will file for a rate increase with the Kentucky Public Service Commission. Due to Daviess County Water District

water purchase supplier increase. The new proposed water purchased rate for North McLean County Water District, increase from \$4.38 per 1,000 to \$4.84 per 1,000 gallons effective June 1, 2021 billing. A motion made by Commissioner Dale Chandler and seconded by Commissioner Wayne Bell for the North McLean County Office Staff to begin the process of filing a purchased water rate adjustment with the Kentucky Public Service Commission. A vote was taken and motion passed.


Chairman Keith Ayer informed the Board of Commissioners that Aqualine Protection has yet to fix active customer water leaks as discussed last month. Mr. Ayer suggested to have the water customers hire a plumber. North McLean will reimburse for those customers who paid for Aqualine services with active water leaks. Mr. Ayer suggested to cancel coverage with Aqualine. Discussion continued. A motion was made by Commissioner Dale Chandler and seconded by Commissioner Wayne Bell to notify Aqualine customers and to discontinue Aqualine Protection as of July 1, 2021 due to Aqualine not repairing water leaks or reimbursing for water leak usage. North McLean will reimburse for those current active customers that have water leaks that Aqualine should have repaired in a timely matter. A vote was taken and motion passed.

The bills payable were read, approved and ordered paid upon a motion made by Commissioner Gary Floyd and seconded by Commissioner Carrol Troutman. Motion passed with an unanimous vote.

There being no further discussion, upon motion duly made by Commissioner Gary Floyd seconded by Commissioner Wane Bell and passed without opposition, the meeting adjourned at 7:45 P.M.


Keith Ayer, Chairman

ATTEST:


Carrol B. Troutman, Secretary-Treasurer

2020 Water Purchased

	<u>TOTAL PURCH FROM McL REG</u>			<u>0064-08300-000</u>		
	Beg Read	End Read	Consump	Amt	Amt	Rate
January	602595000	610991000	8396000	\$ 22,501.28	\$ 22,501.28	\$ 2.68
February	610991000	618705000	7714000	\$ 20,673.52	\$ 20,673.52	\$ 2.68
March	618705000	627637000	8932000	\$ 23,937.76	\$ 23,937.76	\$ 2.68
April	627637000	636276000	8639000	\$ 23,152.52	\$ 23,152.52	\$ 2.68
May	636276000	646002000	9726000	\$ 26,065.68	\$ 26,065.68	\$ 2.68
June	646002000	655904000	9902000	\$ 26,537.36	\$ 26,537.36	\$ 2.68
July	655904000	666280000	10376000	\$ 27,807.68	\$ 27,807.68	\$ 2.68
August	666280000	676825000	10545000	\$ 28,260.60	\$ 28,260.60	\$ 2.68
September	676825000	685825000	9000000	\$ 24,120.00	\$ 24,120.00	\$ 2.68
October	685825000	694574000	8749000	\$ 28,171.78	\$ 28,171.78	\$ 3.22
November	694574000	703145000	8571000	\$ 27,598.62	\$ 27,598.62	\$ 3.22
December	703145000	712299000	9154000	\$ 29,475.88	\$ 29,475.88	\$ 3.22
Totals			109704000	\$ 308,302.68	\$ 308,302.68	

	<u>TOTAL WATER PURCHASED FROM ALL WEST DAVIESS</u>					
	Beg Read	End Read	Consump	Amt	Amt	Rate
January	32941000	33313000	372000	\$ 1,186.68	\$ 1,186.68	\$ 3.19
February	32544000	32831000	287000	\$ 915.53	\$ 915.53	\$ 3.19
March	32831000	33192000	361000	\$ 1,151.59	\$ 1,151.59	\$ 3.19
April	33961000	34304000	343000	\$ 1,094.17	\$ 1,094.17	\$ 3.19
May	33533000	33994000	461000	\$ 1,470.59	\$ 1,470.59	\$ 3.19
June	33994000	34520000	526000	\$ 1,677.94	\$ 1,677.94	\$ 3.85
July	35291000	35930000	639000	\$ 2,460.15	\$ 2,460.15	\$ 3.85
August	35930000	36510000	580000	\$ 2,233.00	\$ 2,233.00	\$ 3.85
September	36510000	37067000	557000	\$ 2,144.45	\$ 2,144.45	\$ 3.85
October	37067000	37467000	400000	\$ 1,540.00	\$ 1,540.00	\$ 3.85
November	36633000	37003000	370000	\$ 1,424.50	\$ 1,424.50	\$ 3.85
December	37003000	37389000	386000	\$ 1,486.10	\$ 1,486.10	\$ 3.85
Totals	418238000	423520000	5282000	\$ 18,784.70	\$ 18,784.70	

	<u>TOTAL WATER PURCHASED FROM ALL SUPPLIERS</u>					
	Beg Read	End Read	Consump	Amt	Amt	Rate
January			8,768,000	\$ 23,687.96	\$ 23,687.96	
February			8,001,000	\$ 21,589.05	\$ 21,589.05	
March			9,293,000	\$ 25,089.35	\$ 25,089.35	
April			8,982,000	\$ 24,246.69	\$ 24,246.69	
May			10,187,000	\$ 27,536.27	\$ 27,536.27	
June			10,428,000	\$ 28,215.30	\$ 28,215.30	
July			11,015,000	\$ 30,267.83	\$ 30,267.83	
August			11,125,000	\$ 30,493.60	\$ 30,493.60	
September			9,557,000	\$ 26,264.45	\$ 26,264.45	
October			9,149,000	\$ 29,711.78	\$ 29,711.78	
November			8,941,000	\$ 29,023.12	\$ 29,023.12	
December			9,540,000	\$ 30,961.98	\$ 30,961.98	
Totals	0	0	114,986,000	\$ 327,087.38	\$ 327,087.38	

2020 Water Purchased

McLean Co Regional

			<u>136 West Calhoun Meter</u>		<u>1-01565-1</u>		Rate
	Beg Read	End Read	Consump	Amt	Amt		
January	216,277,000	216,543,000	266,000	\$ 712.88	\$ 712.88	\$ 2.68	
February	216,543,000	216,801,000	258,000	\$ 691.44	\$ 691.44	\$ 2.68	
March	216,801,000	217,090,000	289,000	\$ 774.52	\$ 774.52	\$ 2.68	
April	217,090,000	217,375,000	285,000	\$ 763.80	\$ 763.80	\$ 2.68	
May	217,375,000	217,727,000	352,000	\$ 943.36	\$ 943.36	\$ 2.68	
June	217,727,000	218,087,000	360,000	\$ 964.80	\$ 964.80	\$ 2.68	
July	218,087,000	218,422,000	335,000	\$ 897.80	\$ 897.80	\$ 2.68	
August	218,422,000	218,828,000	406,000	\$ 1,088.08	\$ 1,088.08	\$ 2.68	
September	218,828,000	219,179,000	351,000	\$ 940.68	\$ 940.68	\$ 2.68	
October	219,179,000	219,519,000	340,000	\$ 1,094.80	\$ 1,094.80	\$ 3.22	
November	219,519,000	219,845,000	326,000	\$ 1,049.72	\$ 1,049.72	\$ 3.22	
December	219,845,000	220,185,000	340,000	\$ 1,094.80	\$ 1,094.80	\$ 3.22	
Totals			3,908,000	\$ 11,016.68	\$ 11,016.68		

McLean Co. Regional

			<u>Hospital -81 North Meter</u>		<u>1-01480-1</u>		Rate
	Beg Read	End Read	Consump	Amt	Amt		
January	105,904,000	107,842,000	1,938,000	\$ 5,193.84	\$ 5,193.84	\$ 2.68	
February	107,842,000	109,571,000	1,729,000	\$ 4,633.72	\$ 4,633.72	\$ 2.68	
March	109,571,000	111,555,000	1,984,000	\$ 5,317.12	\$ 5,317.12	\$ 2.68	
April	111,555,000	113,532,000	1,977,000	\$ 5,298.36	\$ 5,298.36	\$ 2.68	
May	113,532,000	115,812,000	2,280,000	\$ 6,110.40	\$ 6,110.40	\$ 2.68	
June	115,812,000	118,124,000	2,312,000	\$ 6,196.16	\$ 6,196.16	\$ 2.68	
July	118,124,000	120,462,000	2,338,000	\$ 6,265.84	\$ 6,265.84	\$ 2.68	
August	120,462,000	123,009,000	2,547,000	\$ 6,825.96	\$ 6,825.96	\$ 2.68	
September	123,009,000	125,152,000	2,143,000	\$ 5,743.24	\$ 5,743.24	\$ 2.68	
October	125,152,000	127,256,000	2,104,000	\$ 6,774.88	\$ 6,774.88	\$ 3.22	
November	127,256,000	129,122,000	1,866,000	\$ 6,008.52	\$ 6,008.52	\$ 3.22	
December	129,122,000	131,000,000	1,878,000	\$ 6,047.16	\$ 6,047.16	\$ 3.22	
Total			25,096,000	\$ 70,415.20	\$ 70,415.20		

McLean Co. Regional

			<u>Hwy 81 N Elevated Tank Meter</u>		<u>1-01473-1</u>		Rate
	Beg Read	End Read	Consump	Amt	Amt		
January	270,593,000	276,491,000	5,898,000	\$ 15,806.64	\$ 15,806.64	\$ 2.68	
February	276,491,000	281,991,000	5,500,000	\$ 14,740.00	\$ 14,740.00	\$ 2.68	
March	281,991,000	288,433,000	6,442,000	\$ 17,264.56	\$ 17,264.56	\$ 2.68	
April	288,433,000	294,585,000	6,152,000	\$ 16,487.36	\$ 16,487.36	\$ 2.68	
May	294,585,000	301,395,000	6,810,000	\$ 18,250.80	\$ 18,250.80	\$ 2.68	
June	301,395,000	308,323,000	6,928,000	\$ 18,567.04	\$ 18,567.04	\$ 2.68	
July	308,323,000	315,695,000	7,372,000	\$ 19,756.96	\$ 19,756.96	\$ 2.68	
August	315,695,000	323,022,000	7,327,000	\$ 19,636.36	\$ 19,636.36	\$ 2.68	
September	323,022,000	329,237,000	6,215,000	\$ 16,656.20	\$ 16,656.20	\$ 2.68	
October	329,237,000	335,273,000	6,036,000	\$ 19,435.92	\$ 19,435.92	\$ 3.22	
November	335,273,000	341,347,000	6,074,000	\$ 19,558.28	\$ 19,558.28	\$ 3.22	
December	341,347,000	348,004,000	6,657,000	\$ 21,435.54	\$ 21,435.54	\$ 3.22	
Total			77,411,000	\$ 217,595.66	\$ 217,595.66		

2020 Water Purchased

	<u>McLean Co. Regional</u>		<u>136 East Calhoun Meter</u>		<u>1-01445-1</u>		Rate
	Beg Read	End Read	Consump	Amt	Amt		
January	9,821,000	10,115,000	294,000	\$ 787.92	\$ 787.92	\$ 2.68	
February	10,115,000	10,342,000	227,000	\$ 608.36	\$ 608.36	\$ 2.68	
March	10,342,000	10,559,000	217,000	\$ 581.56	\$ 581.56	\$ 2.68	
April	10,559,000	10,784,000	225,000	\$ 603.00	\$ 603.00	\$ 2.68	
May	10,784,000	11,068,000	284,000	\$ 761.12	\$ 761.12	\$ 2.68	
June	11,068,000	11,370,000	302,000	\$ 809.36	\$ 809.36	\$ 2.68	
July	11,370,000	11,701,000	331,000	\$ 887.08	\$ 887.08	\$ 2.68	
August	11,701,000	11,966,000	265,000	\$ 710.20	\$ 710.20	\$ 2.68	
September	11,966,000	12,257,000	291,000	\$ 779.88	\$ 779.88	\$ 2.68	
October	12,257,000	12,526,000	269,000	\$ 866.18	\$ 866.18	\$ 3.22	
November	12,526,000	12,831,000	305,000	\$ 982.10	\$ 982.10	\$ 3.22	
December	12,831,000	13,110,000	279,000	\$ 898.38	\$ 898.38	\$ 3.22	
Totals			3,289,000	\$ 9,275.14	\$ 9,275.14		

	<u>McLean Co. Regional</u>		<u>Livermore Emerg. Only- Meter</u>			
	Beg Read	End Read	Consump	Amt	Amt	Rate
January			0	\$ -	\$ -	\$ 2.68
February			0	\$ -	\$ -	\$ 2.68
March			0	\$ -	\$ -	\$ 2.68
April			0	\$ -	\$ -	\$ 2.68
May			0	\$ -	\$ -	\$ 2.68
June			0	\$ -	\$ -	\$ 2.68
July			0	\$ -	\$ -	\$ 2.68
August			0	\$ -	\$ -	\$ 2.68
September			0	\$ -	\$ -	\$ 2.68
October			0	\$ -	\$ -	\$ 3.22
November			0	\$ -	\$ -	\$ 3.22
December			0	\$ -	\$ -	\$ 3.22
Total			0	\$ -	\$ -	

	<u>Ohio Co. Water District</u>		<u>Ohio County - Hwy 1080</u>		<u>0075-00040-1</u>		Rate
	Beg Read	End Read	Consump	Amt	Amt		
January			0	\$ -	\$ -	\$ 2.68	
February			0	\$ -	\$ -	\$ 2.68	
March			0	\$ -	\$ -	\$ 2.68	
April			0	\$ -	\$ -	\$ 2.68	
May			0	\$ -	\$ -	\$ 2.68	
June			0	\$ -	\$ -	\$ 2.68	
July			0	\$ -	\$ -	\$ 2.68	
August			0	\$ -	\$ -	\$ 2.68	
September			0	\$ -	\$ -	\$ 2.68	
October			0	\$ -	\$ -	\$ 2.68	
November			0	\$ -	\$ -	\$ 2.68	
December			0	\$ -	\$ -	\$ 2.68	
Total			0	\$ -	\$ -		

2020 Water Purchased

<u>West Daviess District</u>		<u>Guffy 815 Daviess County - Meter</u>		<u>0064-08300-000</u>		
	Beg Read	End Read	Consump	Amt	Amt	Rate
January	19,888,000	20,230,000	342,000	\$ 1,090.98	\$ 1,090.98	\$ 3.19
February	20,230,000	20,498,000	268,000	\$ 854.92	\$ 854.92	\$ 3.19
March	20,498,000	20,836,000	338,000	\$ 1,078.22	\$ 1,078.22	\$ 3.19
April	20,836,000	21,156,000	320,000	\$ 1,020.80	\$ 1,020.80	\$ 3.19
May	21,156,000	21,593,000	437,000	\$ 1,394.03	\$ 1,394.03	\$ 3.19
June	21,593,000	22,099,000	506,000	\$ 1,948.10	\$ 1,948.10	\$ 3.85
July	22,099,000	22,708,000	609,000	\$ 2,344.65	\$ 2,344.65	\$ 3.85
August	22,708,000	23,248,000	540,000	\$ 2,079.00	\$ 2,079.00	\$ 3.85
September	23,248,000	23,734,000	486,000	\$ 1,871.10	\$ 1,871.10	\$ 3.85
October	23,734,000	24,127,000	393,000	\$ 1,513.05	\$ 1,513.05	\$ 3.85
November	24,127,000	24,493,000	366,000	\$ 1,409.10	\$ 1,409.10	\$ 3.85
December	24,493,000	24,875,000	382,000	\$ 1,470.70	\$ 1,470.70	\$ 3.85
Totals			4,987,000	\$ 18,074.65	\$ 18,074.65	

<u>West Daviess Water Dist.</u>		<u>Hwy 81 Daviess County</u>		<u>0064-08400-000</u>		
	Beg Read	End Read	Consump	Amt	Amt	Rate
January	12,289,000	12,314,000	25,000	\$ 79.75	\$ 79.75	\$ 3.19
February	12,314,000	12,333,000	19,000	\$ 60.61	\$ 60.61	\$ 3.19
March	12,333,000	12,356,000	23,000	\$ 73.37	\$ 73.37	\$ 3.19
April	12,356,000	12,377,000	21,000	\$ 66.99	\$ 66.99	\$ 3.19
May	12,377,000	12,401,000	24,000	\$ 76.56	\$ 76.56	\$ 3.19
June	12,401,000	12,421,000	20,000	\$ 77.00	\$ 77.00	\$ 3.85
July	12,421,000	12,446,000	25,000	\$ 96.25	\$ 96.25	\$ 3.85
August	12,446,000	12,473,000	27,000	\$ 103.95	\$ 103.95	\$ 3.85
September	12,473,000	12,502,000	29,000	\$ 111.65	\$ 111.65	\$ 3.85
October	12,502,000	12,506,000	4,000	\$ 15.40	\$ 15.40	\$ 3.85
November	12,506,000	12,510,000	4,000	\$ 15.40	\$ 15.40	\$ 3.85
December	12,510,000	12,514,000	4,000	\$ 15.40	\$ 15.40	\$ 3.85
Total			225,000	\$ 792.33	\$ 792.33	

<u>West Daviess Water Dist.</u>		<u>Livia Daviess County -0056-09992-000</u>				
	Beg Read	End Read	Consump	Amt	Amt	Rate
January	764,000	769,000	5,000	\$ 15.95	\$ 15.95	\$ 3.19
February			0	\$ -	\$ -	\$ 3.19
March			0	\$ -	\$ -	\$ 3.19
April	769,000	771,000	2,000	\$ 6.38	\$ 6.38	\$ 3.19
May			0	\$ -	\$ -	\$ 3.19
June			0	\$ -	\$ -	\$ 3.85
July	771,000	776,000	5,000	\$ 19.25	\$ 19.25	\$ 3.85
August	776,000	789,000	13,000	\$ 50.05	\$ 50.05	\$ 3.85
September	789,000	831,000	42,000	\$ 161.70	\$ 161.70	\$ 3.85
October	831,000	834,000	3,000	\$ 11.55	\$ 11.55	\$ 3.85
November			0	\$ -	\$ -	\$ 3.85
December			0	\$ -	\$ -	\$ 3.85
Total			70,000	\$ 264.88	\$ 264.88	

2020 Gallons Read

	<u>136 E</u>	<u>Cal 136 W</u>	<u>Cal Hosp</u>	<u>Hwy 81#2</u>	<u>Hwy 81</u>
January	230,000	268,300	1,753,000	5,517,200	20,000
February	381,000	356,900	2,501,000	7,745,100	29,000
March	146,000	179,800	1,327,000	4,154,300	15,900
April	213,000	289,800	1,883,000	6,146,300	19,400
May	213,000	315,100	2,184,000	6,532,200	22,700
June	311,000	369,800	2,322,000	7,122,900	22,300
July	295,000	325,500	2,158,000	6,461,200	20,700
August	375,000	379,600	2,625,000	8,116,700	29,200
September	245,000	427,500	2,596,300	7,718,700	30,700
October	251,000	316,400	1,990,700	5,356,900	11,200
November	271,000	306,700	1,844,000	5,563,300	4,200
December	312,000	320,700	1,781,000	5,992,500	3,800
Totals	3,243,000	3,587,800	23,212,000	76,427,300	229,100

2020 Water Loss

	<u>Purchased</u>	<u>Sold</u>	<u>Acc Loss</u>	<u>Unacc Loss</u>	<u>% Lost</u>
January	8,078,500	7,124,800	10,000	943,700	12%
February	11,412,000	8,478,000	45,000	2,889,000	25%
March	6,038,000	5,766,100	0	271,900	5%
April	8,856,500	7,352,200	285,000	1,219,300	14%
May	9,650,000	7,873,600	76,000	1,700,400	18%
June	10,801,000	9,211,600	25,000	1,564,400	14%
July	9,825,400	9,010,400	200,000	615,000	6%
August	12,248,500	10,962,700	277,000	1,008,800	8%
September	11,491,800	8,624,000	264,000	2,603,800	23%
October	8,451,800	7,429,500	135,000	887,300	10%
November	8,425,200	7,396,900	75,000	953,300	11%
December	8,811,000	6,710,000	235,000	1,866,000	21.2%
Totals	114,089,700	95,939,800	1,627,000	16,522,900	14%

Loss
% Average

	<u>W Dav Guf</u>	<u>Ohio Co.</u>	<u>Livia</u>	<u>Livermore</u>	<u>Totals</u>
January	290,000	0	0	0	8,078,500
February	399,000	0	0	0	11,412,000
March	215,000	0	0	0	6,038,000
April	305,000	0	0	0	8,856,500
May	383,000	0	0	0	9,650,000
June	503,000	0	150,000	0	10,801,000
July	565,000	0	0	0	9,825,400
August	672,000	0	51,000	0	12,248,500
September	437,000	23,600	13,000	0	11,491,800
October	403,000	81,200	41,400	0	8,451,800
November	407,000	0	29,000	0	8,425,200
December	376,000	0	25,000	0	8,811,000
Totals	4,665,000	104,800	309,400	0	114,089,700

2021 Water Purchased

	<u>TOTAL PURCH FROM McL REG</u>			<u>0064-08300-000</u>		
	Beg Read	End Read	Consump	Amt	Amt	Rate
January	712299000	721232000	8933000	\$ 28,764.26	\$ 28,764.26	\$ 3.22
February	721232000	728935000	7703000	\$ 24,803.66	\$ 24,803.66	\$ 3.22
March	728935000	738165000	9230000	\$ 29,720.60	\$ 29,720.60	\$ 3.22
April	738165000	747481000	9316000	\$ 29,997.52	\$ 29,997.52	\$ 3.22
May	0	0	0	\$ -	\$ -	\$ 3.22
June	0	0	0	\$ -	\$ -	\$ 3.22
July	0	0	0	\$ -	\$ -	\$ 3.22
August	0	0	0	\$ -	\$ -	\$ 3.22
September	0	0	0	\$ -	\$ -	\$ 3.22
October	0	0	0	\$ -	\$ -	\$ 3.22
November	0	0	0	\$ -	\$ -	\$ 3.22
December	0	0	0	\$ -	\$ -	\$ 3.22
Totals			35182000	\$ 113,286.04	\$ 113,286.04	

<u>TOTAL WATER PURCHASED FROM ALL WEST DAVIESS</u>						
	Beg Read	End Read	Consump	Amt	Amt	Rate
January	37389000	37712000	323000	\$ 1,414.74	\$ 1,414.74	\$ 4.38
February	37712000	38151000	439000	\$ 1,922.82	\$ 1,922.82	\$ 4.38
March	38151000	38455000	304000	\$ 1,331.52	\$ 1,331.52	\$ 4.38
April	39289000	39845000	556000	\$ 2,435.28	\$ 2,435.28	\$ 4.38
May	0	0	0	\$ -	\$ -	\$ 4.38
June	0	0	0	\$ -	\$ -	\$ 4.38
July	0	0	0	\$ -	\$ -	\$ 4.38
August	0	0	0	\$ -	\$ -	\$ 4.38
September	0	0	0	\$ -	\$ -	\$ 4.38
October	0	0	0	\$ -	\$ -	\$ 4.38
November	0	0	0	\$ -	\$ -	\$ 4.38
December	0	0	0	\$ -	\$ -	\$ 4.38
Totals	152541000	154163000	1622000	\$ 7,104.36	\$ 7,104.36	

<u>TOTAL WATER PURCHASED FROM ALL SUPPLIERS</u>						
	Beg Read	End Read	Consump	Amt	Amt	Rate
January	37,389,000	37,712,000	9,256,000	\$ 30,179.00	\$ 30,179.00	
February	37,712,000	38,151,000	8,142,000	\$ 26,726.48	\$ 26,726.48	
March	38,151,000	38,455,000	9,534,000	\$ 31,052.12	\$ 31,052.12	
April	39,289,000	39,845,000	9,872,000	\$ 32,432.80	\$ 32,432.80	
May	0	0	-	\$ -	\$ -	
June	0	0	-	\$ -	\$ -	
July	0	0	-	\$ -	\$ -	
August	0	0	-	\$ -	\$ -	
September	0	0	-	\$ -	\$ -	
October	0	0	-	\$ -	\$ -	
November	0	0	-	\$ -	\$ -	
December	0	0	-	\$ -	\$ -	
Totals	152541000	154163000	36,804,000	\$ 120,390.40	\$ 120,390.40	

2021 Gallons Read

	<u>136 E</u>	<u>Cal 136 W</u>	<u>Cal Hosp</u>	<u>Hwy 81#2</u>	<u>Hwy 81</u>
January	283,000	365,300	2,029,000	7,216,000	5,200
February	341,000	335,500	2,501,000	5,677,700	6,500
March	259,000	302,000	1,742,000	5,713,900	2,000
April	757,000	334,300	1,960,000	6,159,600	32,200
May					
June					
July					
August					
September					
October					
November					
December					
Totals	1,640,000	971,800	6,203,000	24,767,200	45,900

	<u>W Dav Guf</u>	<u>Ohio Co.</u>	<u>Livia</u>	<u>Livermore</u>	<u>Totals</u>
January	342,000	0	100	0	10,240,600
February	394,000	0	0	0	9,255,700
March	311,000	0	0	0	8,329,900
April	454,000	0	0	0	9,697,100
May					0
June					0
July					0
August					0
September					0
October					0
November					0
December					0
Totals	1,159,000	0	100	0	37,523,300

2021 Water Loss

	<u>Purchased</u>	<u>Sold</u>	<u>Acc Loss</u>	<u>Unacc Loss</u>	<u>% Lost</u>
January	10,240,600	7,640,400	5,000	2,595,200	25%
February	9,255,700	7,150,300	90,000	2,015,400	22%
March	8,329,900	6,776,100	25,000	1,528,800	18%
April	9,697,100	7,826,300	95,000	1,775,800	18%
May	0			0	#DIV/0!
June	0			0	#DIV/0!
July	0			0	#DIV/0!
August	0			0	#DIV/0!
September	0			0	#DIV/0!
October	0			0	#DIV/0!
November	0			0	#DIV/0!
December	0			0	#DIV/0!
Totals	37,523,300	29,393,100	215,000	7,915,200	21%

Loss
% Average