

70	Oct-85	0.0089	Oct-85
70	Nov-85	0.0081	Nov-85
70	Dec-85	0.0086	Dec-85
70	Jan-86	0.0079	Jan-86
70	Feb-86	0.0073	Feb-86
70	Mar-86	0.0071	Mar-86
70	Apr-86	0.0063	Apr-86
70	May-86	0.0062	May-86
70	Jun-86	0.0070	Jun-86
70	Jul-86	0.0066	Jul-86
70	Aug-86	0.0063	Aug-86
70	Sep-86	0.0065	Sep-86
70	Oct-86	0.0069	Oct-86
70	Nov-86	0.0059	Nov-86
70	Dec-86	0.0070	Dec-86
70	Jan-87	0.0064	Jan-87
70	Feb-87	0.0059	Feb-87
70	Mar-87	0.0066	Mar-87
70	Apr-87	0.0065	Apr-87
70	May-87	0.0066	May-87
70	Jun-87	0.0075	Jun-87
70	Jul-87	0.0073	Jul-87
70	Aug-87	0.0075	Aug-87
70	Sep-87	0.0075	Sep-87
70	Oct-87	0.0079	Oct-87
70	Nov-87	0.0075	Nov-87
70	Dec-87	0.0078	Dec-87
70	Jan-88	0.0072	Jan-88
70	Feb-88	0.0071	Feb-88
70	Mar-88	0.0072	Mar-88
70	Apr-88	0.0070	Apr-88
70	May-88	0.0078	May-88
70	Jun-88	0.0076	Jun-88
70	Jul-88	0.0071	Jul-88
70	Aug-88	0.0083	Aug-88
70	Sep-88	0.0076	Sep-88

70	Oct-88	0.0076	Oct-88
70	Nov-88	0.0070	Nov-88
70	Dec-88	0.0075	Dec-88
70	Jan-89	0.0080	Jan-89
70	Feb-89	0.0069	Feb-89
70	Mar-89	0.0079	Mar-89
70	Apr-89	0.0070	Apr-89
70	May-89	0.0080	May-89
70	Jun-89	0.0070	Jun-89
70	Jul-89	0.0068	Jul-89
70	Aug-89	0.0066	Aug-89
70	Sep-89	0.0065	Sep-89
70	Oct-89	0.0072	Oct-89
70	Nov-89	0.0064	Nov-89
70	Dec-89	0.0064	Dec-89
70	Jan-90	0.0073	Jan-90
70	Feb-90	0.0066	Feb-90
70	Mar-90	0.0071	Mar-90
70	Apr-90	0.0075	Apr-90
70	May-90	0.0075	May-90
70	Jun-90	0.0068	Jun-90
70	Jul-90	0.0074	Jul-90
70	Aug-90	0.0071	Aug-90
70	Sep-90	0.0069	Sep-90
70	Oct-90	0.0081	Oct-90
70	Nov-90	0.0071	Nov-90
70	Dec-90	0.0072	Dec-90
70	Jan-91	0.0071	Jan-91
70	Feb-91	0.0064	Feb-91
70	Mar-91	0.0064	Mar-91
70	Apr-91	0.0076	Apr-91
70	May-91	0.0068	May-91
70	Jun-91	0.0063	Jun-91
70	Jul-91	0.0076	Jul-91
70	Aug-91	0.0068	Aug-91
70	Sep-91	0.0068	Sep-91

70	Oct-91	0.0065	Oct-91
70	Nov-91	0.0060	Nov-91
70	Dec-91	0.0068	Dec-91
70	Jan-92	0.0061	Jan-92
70	Feb-92	0.0059	Feb-92
70	Mar-92	0.0067	Mar-92
70	Apr-92	0.0065	Apr-92
70	May-92	0.0061	May-92
70	Jun-92	0.0067	Jun-92
70	Jul-92	0.0063	Jul-92
70	Aug-92	0.0060	Aug-92
70	Sep-92	0.0058	Sep-92
70	Oct-92	0.0057	Oct-92
70	Nov-92	0.0061	Nov-92
70	Dec-92	0.0063	Dec-92
70	Jan-93	0.0059	Jan-93
70	Feb-93	0.0055	Feb-93
70	Mar-93	0.0063	Mar-93
70	Apr-93	0.0057	Apr-93
70	May-93	0.0052	May-93
70	Jun-93	0.0062	Jun-93
70	Jul-93	0.0054	Jul-93
70	Aug-93	0.0056	Aug-93
70	Sep-93	0.0050	Sep-93
70	Oct-93	0.0049	Oct-93
70	Nov-93	0.0053	Nov-93
70	Dec-93	0.0055	Dec-93
70	Jan-94	0.0055	Jan-94
70	Feb-94	0.0049	Feb-94
70	Mar-94	0.0058	Mar-94
70	Apr-94	0.0057	Apr-94
70	May-94	0.0063	May-94
70	Jun-94	0.0061	Jun-94
70	Jul-94	0.0060	Jul-94
70	Aug-94	0.0066	Aug-94
70	Sep-94	0.0061	Sep-94

70	Oct-94	0.0066	Oct-94
70	Nov-94	0.0064	Nov-94
70	Dec-94	0.0066	Dec-94
70	Jan-95	0.0070	Jan-95
70	Feb-95	0.0059	Feb-95
70	Mar-95	0.0064	Mar-95
70	Apr-95	0.0058	Apr-95
70	May-95	0.0065	May-95
70	Jun-95	0.0054	Jun-95
70	Jul-95	0.0056	Jul-95
70	Aug-95	0.0057	Aug-95
70	Sep-95	0.0052	Sep-95
70	Oct-95	0.0057	Oct-95
70	Nov-95	0.0051	Nov-95
70	Dec-95	0.0049	Dec-95
70	Jan-96	0.0054	Jan-96
70	Feb-96	0.0048	Feb-96
70	Mar-96	0.0052	Mar-96
70	Apr-96	0.0059	Apr-96
70	May-96	0.0058	May-96
70	Jun-96	0.0054	Jun-96
70	Jul-96	0.0062	Jul-96
70	Aug-96	0.0057	Aug-96
70	Sep-96	0.0060	Sep-96
70	Oct-96	0.0058	Oct-96
70	Nov-96	0.0052	Nov-96
70	Dec-96	0.0056	Dec-96
70	Jan-97	0.0056	Jan-97
70	Feb-97	0.0051	Feb-97
70	Mar-97	0.0059	Mar-97
70	Apr-97	0.0059	Apr-97
70	May-97	0.0058	May-97
70	Jun-97	0.0059	Jun-97
70	Jul-97	0.0058	Jul-97
70	Aug-97	0.0049	Aug-97
70	Sep-97	0.0058	Sep-97

70	Oct-97	0.0054	Oct-97
70	Nov-97	0.0047	Nov-97
70	Dec-97	0.0054	Dec-97
70	Jan-98	0.0048	Jan-98
70	Feb-98	0.0044	Feb-98
70	Mar-98	0.0052	Mar-98
70	Apr-98	0.0049	Apr-98
70	May-98	0.0048	May-98
70	Jun-98	0.0052	Jun-98
70	Jul-98	0.0049	Jul-98
70	Aug-98	0.0048	Aug-98
70	Sep-98	0.0044	Sep-98
70	Oct-98	0.0042	Oct-98
70	Nov-98	0.0045	Nov-98
70	Dec-98	0.0045	Dec-98
70	Jan-99	0.0042	Jan-99
70	Feb-99	0.0040	Feb-99
70	Mar-99	0.0053	Mar-99
70	Apr-99	0.0048	Apr-99
70	May-99	0.0045	May-99
70	Jun-99	0.0055	Jun-99
70	Jul-99	0.0051	Jul-99
70	Aug-99	0.0054	Aug-99
70	Sep-99	0.0052	Sep-99
70	Oct-99	0.0050	Oct-99
70	Nov-99	0.0056	Nov-99
70	Dec-99	0.0055	Dec-99
70	Jan-00	0.0057	Jan-00
70	Feb-00	0.0051	Feb-00
70	Mar-00	0.0054	Mar-00
70	Apr-00	0.0047	Apr-00
70	May-00	0.0056	May-00
70	Jun-00	0.0052	Jun-00
70	Jul-00	0.0052	Jul-00
70	Aug-00	0.0050	Aug-00
70	Sep-00	0.0046	Sep-00

70	Oct-00	0.0053	Oct-00
70	Nov-00	0.0048	Nov-00
70	Dec-00	0.0045	Dec-00
70	Jan-01	0.0049	Jan-01
70	Feb-01	0.0042	Feb-01
70	Mar-01	0.0045	Mar-01
70	Apr-01	0.0047	Apr-01
70	May-01	0.0050	May-01
70	Jun-01	0.0047	Jun-01
70	Jul-01	0.0052	Jul-01
70	Aug-01	0.0046	Aug-01
70	Sep-01	0.0041	Sep-01
70	Oct-01	0.0048	Oct-01
70	Nov-01	0.0041	Nov-01
70	Dec-01	0.0046	Dec-01
70	Jan-02	0.0048	Jan-02
70	Feb-02	0.0043	Feb-02
70	Mar-02	0.0043	Mar-02
70	Apr-02	0.0054	Apr-02
70	May-02	0.0049	May-02
70	Jun-02	0.0044	Jun-02
70	Jul-02	0.0051	Jul-02
70	Aug-02	0.0044	Aug-02
70	Sep-02	0.0042	Sep-02
70	Oct-02	0.0040	Oct-02
70	Nov-02	0.0040	Nov-02
70	Dec-02	0.0045	Dec-02
70	Jan-03	0.0041	Jan-03
70	Feb-03	0.0038	Feb-03
70	Mar-03	0.0040	Mar-03
70	Apr-03	0.0040	Apr-03
70	May-03	0.0039	May-03
70	Jun-03	0.0036	Jun-03
70	Jul-03	0.0038	Jul-03
70	Aug-03	0.0042	Aug-03
70	Sep-03	0.0046	Sep-03

70	Oct-03	0.0041	Oct-03
70	Nov-03	0.0039	Nov-03
70	Dec-03	0.0047	Dec-03
70	Jan-04	0.0042	Jan-04
70	Feb-04	0.0038	Feb-04
70	Mar-04	0.0043	Mar-04
70	Apr-04	0.0039	Apr-04
70	May-04	0.0040	May-04
70	Jun-04	0.0048	Jun-04
70	Jul-04	0.0043	Jul-04
70	Aug-04	0.0045	Aug-04
70	Sep-04	0.0040	Sep-04
70	Oct-04	0.0038	Oct-04
70	Nov-04	0.0041	Nov-04
70	Dec-04	0.0043	Dec-04
70	Jan-05	0.0041	Jan-05
70	Feb-05	0.0035	Feb-05
70	Mar-05	0.0041	Mar-05
70	Apr-05	0.0039	Apr-05
70	May-05	0.0040	May-05
70	Jun-05	0.0036	Jun-05
70	Jul-05	0.0034	Jul-05
70	Aug-05	0.0040	Aug-05
70	Sep-05	0.0035	Sep-05
70	Oct-05	0.0039	Oct-05
70	Nov-05	0.0039	Nov-05
70	Dec-05	0.0039	Dec-05
70	Jan-06	0.0040	Jan-06
70	Feb-06	0.0036	Feb-06
70	Mar-06	0.0039	Mar-06
70	Apr-06	0.0039	Apr-06
70	May-06	0.0048	May-06
70	Jun-06	0.0044	Jun-06
70	Jul-06	0.0045	Jul-06
70	Aug-06	0.0043	Aug-06
70	Sep-06	0.0039	Sep-06

70	Oct-06	0.0042	Oct-06
70	Nov-06	0.0039	Nov-06
70	Dec-06	0.0036	Dec-06
70	Jan-07	0.0043	Jan-07
70	Feb-07	0.0038	Feb-07
70	Mar-07	0.0039	Mar-07
70	Apr-07	0.0042	Apr-07
70	May-07	0.0041	May-07
70	Jun-07	0.0040	Jun-07
70	Jul-07	0.0046	Jul-07
70	Aug-07	0.0042	Aug-07
70	Sep-07	0.0037	Sep-07
70	Oct-07	0.0043	Oct-07
70	Nov-07	0.0039	Nov-07
70	Dec-07	0.0037	Dec-07
70	Jan-08	0.0040	Jan-08
70	Feb-08	0.0034	Feb-08
70	Mar-08	0.0037	Mar-08
70	Apr-08	0.0035	Apr-08
70	May-08	0.0037	May-08
70	Jun-08	0.0040	Jun-08
70	Jul-08	0.0039	Jul-08
70	Aug-08	0.0036	Aug-08
70	Sep-08	0.0039	Sep-08
70	Oct-08	0.0037	Oct-08
70	Nov-08	0.0036	Nov-08
70	Dec-08	0.0033	Dec-08
70	Jan-09	0.0024	Jan-09
70	Feb-09	0.0030	Feb-09
70	Mar-09	0.0035	Mar-09
70	Apr-09	0.0029	Apr-09
70	May-09	0.0033	May-09
70	Jun-09	0.0038	Jun-09
70	Jul-09	0.0036	Jul-09
70	Aug-09	0.0036	Aug-09
70	Sep-09	0.0034	Sep-09

70	Oct-09	0.0033	Oct-09
70	Nov-09	0.0035	Nov-09
70	Dec-09	0.0034	Dec-09
70	Jan-10	0.0036	Jan-10
70	Feb-10	0.0033	Feb-10
70	Mar-10	0.0040	Mar-10
70	Apr-10	0.0038	Apr-10
70	May-10	0.0034	May-10
70	Jun-10	0.0037	Jun-10
70	Jul-10	0.0031	Jul-10
70	Aug-10	0.0032	Aug-10
70	Sep-10	0.0026	Sep-10
70	Oct-10	0.0027	Oct-10
70	Nov-10	0.0032	Nov-10
70	Dec-10	0.0032	Dec-10
70	Jan-11	0.003567	Jan-11
70	Feb-11	0.003683	Feb-11
70	Mar-11	0.003558	Mar-11
70	Apr-11	0.003567	Apr-11
70	May-11	0.003342	May-11
70	Jun-11	0.003258	Jun-11
70	Jul-11	0.003292	Jul-11
70	Aug-11	0.003042	Aug-11
70	Sep-11	0.002358	Sep-11
70	Oct-11	0.002392	Oct-11
70	Nov-11	0.002267	Nov-11
70	Dec-11	0.002483	Dec-11
70	Jan-12	0.0021	Jan-12
70	Feb-12	0.002	Feb-12
70	Mar-12	0.0022	Mar-12
70	Apr-12	0.0025	Apr-12
70	May-12	0.0023	May-12
70	Jun-12	0.0018	Jun-12
	Jul-12	0.002	Jul-12
	Aug-12	0.0018	Aug-12
	Sep-12	0.0017	Sep-12

Oct-12					0.0021			Oct-12
Nov-12					0.0019			Nov-12
Dec-12					0.0019			Dec-12
Jan-13					0.0022			Jan-13
Feb-13					0.0022			Feb-13
Mar-13					0.0021			Mar-13
Apr-13					0.0026			Apr-13
May-13					0.0023			May-13
Jun-13					0.0024			Jun-13
Jul-13					0.003			Jul-13
Aug-13					0.0028			Aug-13
Sep-13					0.0029			Sep-13
Oct-13					0.0029			Oct-13
Nov-13					0.0027			Nov-13
Dec-13					0.0031			Dec-13
Jan-14 ONE Gas	OGS	34.12			0.0032			Jan-14
Feb-14 ONE Gas	OGS	33.98	-0.0041	0	0.0026	-0.0067		Feb-14
Mar-14 ONE Gas	OGS	35.93	0.057387	0	0.0029	0.0545		Mar-14
Apr-14 ONE Gas	OGS	36.58	0.025884	0.28	0.0028	0.0231		Apr-14
May-14 ONE Gas	OGS	36.63	0.001367	0	0.0028	-0.0014		May-14
Jun-14 ONE Gas	OGS	37.75	0.030576	0	0.0025	0.0281		Jun-14
Jul-14 ONE Gas	OGS	36	-0.03894	0.28	0.0027	-0.0416		Jul-14
Aug-14 ONE Gas	OGS	37.43	0.039722	0	0.0026	0.0371		Aug-14
Sep-14 ONE Gas	OGS	34.25	-0.08496	0	0.0023	-0.0873		Sep-14
Oct-14 ONE Gas	OGS	37.95	0.116204	0.28	0.0025	0.1137		Oct-14
Nov-14 ONE Gas	OGS	38.82	0.022925	0	0.0023	0.0206		Nov-14
Dec-14 ONE Gas	OGS	41.22	0.061824	0	0.0022	0.0596		Dec-14
Jan-15 ONE Gas	OGS	44.19	0.072052	0	0.002	0.0701		Jan-15
Feb-15 ONE Gas	OGS	41.61	-0.0516	0.3	0.0015	-0.0531		Feb-15
Mar-15 ONE Gas	OGS	43.23	0.038933	0	0.0021	0.0368		Mar-15
Apr-15 ONE Gas	OGS	41.97	-0.02915	0	0.0019	-0.0310		Apr-15
May-15 ONE Gas	OGS	44.33	0.063379	0.3	0.002	0.0614		May-15
Jun-15 ONE Gas	OGS	42.56	-0.03993	0	0.003492	-0.0434		Jun-15
Jul-15 ONE Gas	OGS	45.03	0.058036	0	0.003458	0.0546		Jul-15
Aug-15 ONE Gas	OGS	42.97	-0.03909	0.3	0.003367	-0.0425		Aug-15
Sep-15 ONE Gas	OGS	45.33	0.054922	0	0.003392	0.05153		Sep-15

Oct-15 ONE Gas	OGS	48.84	0.077432	0	0.003292	0.07414	Oct-15
Nov-15 ONE Gas	OGS	48.75	0.0043	0.3	0.003383	0.000916	Nov-15
Dec-15 ONE Gas	OGS	50.17	0.029128	0	0.003308	0.02582	Dec-15
Jan-16 ONE Gas	OGS	56.56	0.127367	0	0.003333	0.124034	Jan-16
Feb-16 ONE Gas	OGS	57.98	0.031294	0.35	0.0033	0.027994	Feb-16
Mar-16 ONE Gas	OGS	61.1	0.053812	0	0.003183	0.050628	Mar-16
Apr-16 ONE Gas	OGS	58.47	-0.04304	0	0.003183	-0.046228	Apr-16
May-16 ONE Gas	OGS	58.65	0.009064	0.35	0.003042	0.006023	May-16
Jun-16 ONE Gas	OGS	66.59	0.135379	0	0.002917	0.132463	Jun-16
Jul-16 ONE Gas	OGS	64.96	-0.02448	0	0.002733	-0.027211	Jul-16
Aug-16 ONE Gas	OGS	61.23	-0.05203	0.35	0.002767	-0.054799	Aug-16
Sep-16 ONE Gas	OGS	61.84	0.009962	0	0.002842	0.007121	Sep-16
Oct-16 ONE Gas	OGS	61.28	-0.00906	0	0.002842	-0.011897	Oct-16
Nov-16 ONE Gas	OGS	60.01	-0.01501	0.35	0.003217	-0.01823	Nov-16
Dec-16 ONE Gas	OGS	63.96	0.065822	0	0.003383	0.062439	Dec-16
Jan-17 ONE Gas	OGS	64.62	0.010319	0	0.003267	0.007052	Jan-17
Feb-17 ONE Gas	OGS	65.55	0.020891	0.42	0.003292	0.0176	Feb-17
Mar-17 ONE Gas	OGS	67.6	0.031274	0	0.003292	0.027982	Mar-17
Apr-17 ONE Gas	OGS	68.83	0.018195	0	0.003225	0.01497	Apr-17
May-17 ONE Gas	OGS	70.65	0.032544	0.42	0.003208	0.029336	May-17
Jun-17 ONE Gas	OGS	69.81	-0.01189	0	0.003067	-0.014956	Jun-17
Jul-17 ONE Gas	OGS	72.78	0.042544	0	0.00315	0.039394	Jul-17
Aug-17 ONE Gas	OGS	75.24	0.039571	0.42	0.003083	0.036488	Aug-17
Sep-17 ONE Gas	OGS	73.64	-0.02127	0	0.003025	-0.02429	Sep-17
Oct-17 ONE Gas	OGS	76.98	0.045356	0	0.003	0.042356	Oct-17
Nov-17 ONE Gas	OGS	79.25	0.034944	0.42	0.003	0.031944	Nov-17
Dec-17 ONE Gas	OGS	73.26	-0.07558	0	0.002925	-0.078509	Dec-17
Jan-18 ONE Gas	OGS	70.83	-0.03317	0	0.002925	-0.036095	Jan-18
Feb-18 ONE Gas	OGS	63.59	-0.09572	0.46	0.002958	-0.09868	Feb-18
Mar-18 ONE Gas	OGS	66.02	0.038214	0	0.003225	0.034989	Mar-18
Apr-18 ONE Gas	OGS	69.72	0.056044	0	0.003208	0.052835	Apr-18
May-18 ONE Gas	OGS	75.05	0.083046	0.46	0.003325	0.079721	May-18
Jun-18 ONE Gas	OGS	74.74	-0.00413	0	0.0033	-0.007431	Jun-18
Jul-18 ONE Gas	OGS	77.04	0.030773	0	0.003225	0.027548	Jul-18
Aug-18 ONE Gas	OGS	78.53	0.025312	0.46	0.003233	0.022078	Aug-18
Sep-18 ONE Gas	OGS	82.28	0.047752	0	0.003233	0.044519	Sep-18

Oct-18 ONE Gas	OGS	78.91	-0.04096	0	0.00345	-0.044408	Oct-18
Nov-18 ONE Gas	OGS	85.09	0.084146	0.46	0.003517	0.08063	Nov-18
Dec-18 ONE Gas	OGS	79.6	-0.06452	0	0.00335	-0.06787	Dec-18
Jan-19 ONE Gas	OGS	82.15	0.032035	0	0.003275	0.02876	Jan-19
Feb-19 ONE Gas	OGS	86.45	0.05843	0.5	0.003158	0.055271	Feb-19
Mar-19 ONE Gas	OGS	89.03	0.029844	0	0.003158	0.026686	Mar-19
Apr-19 ONE Gas	OGS	88.52	-0.00573	0	0.003075	-0.008803	Apr-19
May-19 ONE Gas	OGS	87.56	-0.0052	0.5	0.003058	-0.008255	May-19
Jun-19 ONE Gas	OGS	90.3	0.031293	0	0.003058	0.028234	Jun-19
Jul-19 ONE Gas	OGS	91.18	0.009745	0	0.002742	0.007004	Jul-19
Aug-19 ONE Gas	OGS	91.61	0.0102	0.5	0.002742	0.007458	Aug-19
Sep-19 ONE Gas	OGS	96.11	0.049121	0	0.002483	0.046638	Sep-19
Oct-19 ONE Gas	OGS	92.84	-0.03402	0	0.002525	-0.036549	Oct-19
Nov-19 ONE Gas	OGS	88.87	-0.03738	0.5	0.002558	-0.039934	Nov-19
Dec-19 ONE Gas	OGS	93.57	0.052886	0	0.002508	0.050378	Dec-19
Jan-20 ONE Gas	OGS	94.5	0.009939	0	0.00235	0.007589	Jan-20
Feb-20 ONE Gas	OGS	82.14	-0.12508	0.54	0.00245	-0.127529	Feb-20
Mar-20 ONE Gas	OGS	83.62	0.018018	0	0.002317	0.015701	Mar-20
Apr-20 ONE Gas	OGS	79.71	-0.04676	0	0.002025	-0.048784	Apr-20
May-20 ONE Gas	OGS	83.97	0.060218	0.54	0.002075	0.058143	May-20
Jun-20 ONE Gas	OGS	77.05	-0.08241	0	0.002008	-0.084419	Jun-20
Jul-20 ONE Gas	OGS	75.7	-0.01752	0	0.001692	-0.019213	Jul-20
Aug-20 ONE Gas	OGS	74.12	-0.01374	0.54	0.001875	-0.015613	Aug-20
Sep-20 ONE Gas	OGS	69.01	-0.06894	0	0.001925	-0.070867	Sep-20
Oct-20 ONE Gas	OGS	69.04	0.000435	0	0.001958	-0.001524	Oct-20
Nov-20 ONE Gas	OGS	79.18	0.154693	0.54	0.001917	0.152776	Nov-20
Dec-20 ONE Gas	OGS	76.77	-0.03044	0	0.001883	-0.03232	Dec-20
Jan-21 ONE Gas	OGS	73.13	-0.04741	0	0.002042	-0.049456	Jan-21
Feb-21 ONE Gas	OGS	66.97	-0.0763	0.58	0.00225	-0.078552	Feb-21
Mar-21 ONE Gas	OGS	76.91	0.148425	0	0.002533	0.145891	Mar-21

Unique Index Number	Trading Date	Company Name	Ticker	Closing Price	Total Return	Dividend Amount	IbbotRf	RP	Trading Date
	Jan-26						0.0031		Jan-26
	Feb-26						0.0028		Feb-26
	Mar-26						0.0032		Mar-26
	Apr-26						0.0030		Apr-26
	May-26						0.0028		May-26
	Jun-26						0.0033		Jun-26
	Jul-26						0.0031		Jul-26
	Aug-26						0.0031		Aug-26
	Sep-26						0.0030		Sep-26
	Oct-26						0.0030		Oct-26
	Nov-26						0.0031		Nov-26
	Dec-26						0.0030		Dec-26
	Jan-27						0.0030		Jan-27
	Feb-27						0.0027		Feb-27
	Mar-27						0.0029		Mar-27
	Apr-27						0.0027		Apr-27
	May-27						0.0028		May-27
	Jun-27						0.0027		Jun-27
	Jul-27						0.0027		Jul-27
	Aug-27						0.0029		Aug-27
	Sep-27						0.0027		Sep-27
	Oct-27						0.0028		Oct-27
	Nov-27						0.0027		Nov-27
	Dec-27						0.0027		Dec-27
	Jan-28						0.0027		Jan-28
	Feb-28						0.0025		Feb-28
	Mar-28						0.0027		Mar-28
	Apr-28						0.0026		Apr-28
	May-28						0.0027		May-28
	Jun-28						0.0027		Jun-28
	Jul-28						0.0027		Jul-28
	Aug-28						0.0029		Aug-28
	Sep-28						0.0027		Sep-28
	Oct-28						0.0030		Oct-28
	Nov-28						0.0027		Nov-28
	Dec-28						0.0029		Dec-28
	Jan-29						0.0029		Jan-29
	Feb-29						0.0027		Feb-29

Mar-29	0.0028	Mar-29
Apr-29	0.0034	Apr-29
May-29	0.0030	May-29
Jun-29	0.0029	Jun-29
Jul-29	0.0032	Jul-29
Aug-29	0.0030	Aug-29
Sep-29	0.0032	Sep-29
Oct-29	0.0031	Oct-29
Nov-29	0.0026	Nov-29
Dec-29	0.0031	Dec-29
Jan-30	0.0029	Jan-30
Feb-30	0.0026	Feb-30
Mar-30	0.0029	Mar-30
Apr-30	0.0027	Apr-30
May-30	0.0027	May-30
Jun-30	0.0029	Jun-30
Jul-30	0.0028	Jul-30
Aug-30	0.0026	Aug-30
Sep-30	0.0029	Sep-30
Oct-30	0.0027	Oct-30
Nov-30	0.0026	Nov-30
Dec-30	0.0028	Dec-30
Jan-31	0.0028	Jan-31
Feb-31	0.0026	Feb-31
Mar-31	0.0029	Mar-31
Apr-31	0.0027	Apr-31
May-31	0.0026	May-31
Jun-31	0.0028	Jun-31
Jul-31	0.0027	Jul-31
Aug-31	0.0027	Aug-31
Sep-31	0.0027	Sep-31
Oct-31	0.0029	Oct-31
Nov-31	0.0031	Nov-31
Dec-31	0.0032	Dec-31
Jan-32	0.0032	Jan-32
Feb-32	0.0032	Feb-32
Mar-32	0.0031	Mar-32
Apr-32	0.0030	Apr-32
May-32	0.0028	May-32
Jun-32	0.0028	Jun-32
Jul-32	0.0028	Jul-32

Aug-32	0.0028	Aug-32
Sep-32	0.0026	Sep-32
Oct-32	0.0027	Oct-32
Nov-32	0.0026	Nov-32
Dec-32	0.0027	Dec-32
Jan-33	0.0027	Jan-33
Feb-33	0.0023	Feb-33
Mar-33	0.0027	Mar-33
Apr-33	0.0025	Apr-33
May-33	0.0028	May-33
Jun-33	0.0025	Jun-33
Jul-33	0.0026	Jul-33
Aug-33	0.0026	Aug-33
Sep-33	0.0025	Sep-33
Oct-33	0.0026	Oct-33
Nov-33	0.0025	Nov-33
Dec-33	0.0028	Dec-33
Jan-34	0.0029	Jan-34
Feb-34	0.0024	Feb-34
Mar-34	0.0027	Mar-34
Apr-34	0.0025	Apr-34
May-34	0.0025	May-34
Jun-34	0.0024	Jun-34
Jul-34	0.0024	Jul-34
Aug-34	0.0024	Aug-34
Sep-34	0.0023	Sep-34
Oct-34	0.0027	Oct-34
Nov-34	0.0025	Nov-34
Dec-34	0.0025	Dec-34
Jan-35	0.0025	Jan-35
Feb-35	0.0021	Feb-35
Mar-35	0.0022	Mar-35
Apr-35	0.0023	Apr-35
May-35	0.0023	May-35
Jun-35	0.0022	Jun-35
Jul-35	0.0024	Jul-35
Aug-35	0.0023	Aug-35
Sep-35	0.0023	Sep-35
Oct-35	0.0023	Oct-35
Nov-35	0.0024	Nov-35
Dec-35	0.0024	Dec-35

Jan-36	0.0024	Jan-36
Feb-36	0.0023	Feb-36
Mar-36	0.0024	Mar-36
Apr-36	0.0022	Apr-36
May-36	0.0022	May-36
Jun-36	0.0024	Jun-36
Jul-36	0.0023	Jul-36
Aug-36	0.0023	Aug-36
Sep-36	0.0021	Sep-36
Oct-36	0.0023	Oct-36
Nov-36	0.0022	Nov-36
Dec-36	0.0022	Dec-36
Jan-37	0.0021	Jan-37
Feb-37	0.0020	Feb-37
Mar-37	0.0022	Mar-37
Apr-37	0.0023	Apr-37
May-37	0.0022	May-37
Jun-37	0.0025	Jun-37
Jul-37	0.0024	Jul-37
Aug-37	0.0023	Aug-37
Sep-37	0.0023	Sep-37
Oct-37	0.0023	Oct-37
Nov-37	0.0024	Nov-37
Dec-37	0.0023	Dec-37
Jan-38	0.0023	Jan-38
Feb-38	0.0021	Feb-38
Mar-38	0.0023	Mar-38
Apr-38	0.0022	Apr-38
May-38	0.0022	May-38
Jun-38	0.0021	Jun-38
Jul-38	0.0021	Jul-38
Aug-38	0.0022	Aug-38
Sep-38	0.0021	Sep-38
Oct-38	0.0022	Oct-38
Nov-38	0.0021	Nov-38
Dec-38	0.0022	Dec-38
Jan-39	0.0021	Jan-39
Feb-39	0.0019	Feb-39
Mar-39	0.0021	Mar-39
Apr-39	0.0019	Apr-39
May-39	0.0020	May-39

Jun-39	0.0018	Jun-39
Jul-39	0.0019	Jul-39
Aug-39	0.0018	Aug-39
Sep-39	0.0019	Sep-39
Oct-39	0.0023	Oct-39
Nov-39	0.0020	Nov-39
Dec-39	0.0019	Dec-39
Jan-40	0.0020	Jan-40
Feb-40	0.0018	Feb-40
Mar-40	0.0019	Mar-40
Apr-40	0.0018	Apr-40
May-40	0.0019	May-40
Jun-40	0.0019	Jun-40
Jul-40	0.0020	Jul-40
Aug-40	0.0019	Aug-40
Sep-40	0.0018	Sep-40
Oct-40	0.0018	Oct-40
Nov-40	0.0018	Nov-40
Dec-40	0.0017	Dec-40
Jan-41	0.0016	Jan-41
Feb-41	0.0016	Feb-41
Mar-41	0.0018	Mar-41
Apr-41	0.0017	Apr-41
May-41	0.0017	May-41
Jun-41	0.0016	Jun-41
Jul-41	0.0016	Jul-41
Aug-41	0.0016	Aug-41
Sep-41	0.0016	Sep-41
Oct-41	0.0016	Oct-41
Nov-41	0.0014	Nov-41
Dec-41	0.0016	Dec-41
Jan-42	0.0021	Jan-42
Feb-42	0.0019	Feb-42
Mar-42	0.0021	Mar-42
Apr-42	0.0020	Apr-42
May-42	0.0019	May-42
Jun-42	0.0021	Jun-42
Jul-42	0.0021	Jul-42
Aug-42	0.0021	Aug-42
Sep-42	0.0020	Sep-42
Oct-42	0.0021	Oct-42

Nov-42	0.0020	Nov-42
Dec-42	0.0021	Dec-42
Jan-43	0.0020	Jan-43
Feb-43	0.0019	Feb-43
Mar-43	0.0021	Mar-43
Apr-43	0.0020	Apr-43
May-43	0.0019	May-43
Jun-43	0.0021	Jun-43
Jul-43	0.0021	Jul-43
Aug-43	0.0021	Aug-43
Sep-43	0.0020	Sep-43
Oct-43	0.0020	Oct-43
Nov-43	0.0021	Nov-43
Dec-43	0.0021	Dec-43
Jan-44	0.0021	Jan-44
Feb-44	0.0020	Feb-44
Mar-44	0.0021	Mar-44
Apr-44	0.0020	Apr-44
May-44	0.0022	May-44
Jun-44	0.0020	Jun-44
Jul-44	0.0021	Jul-44
Aug-44	0.0021	Aug-44
Sep-44	0.0020	Sep-44
Oct-44	0.0021	Oct-44
Nov-44	0.0020	Nov-44
Dec-44	0.0020	Dec-44
Jan-45	0.0021	Jan-45
Feb-45	0.0018	Feb-45
Mar-45	0.0020	Mar-45
Apr-45	0.0019	Apr-45
May-45	0.0019	May-45
Jun-45	0.0019	Jun-45
Jul-45	0.0018	Jul-45
Aug-45	0.0019	Aug-45
Sep-45	0.0018	Sep-45
Oct-45	0.0019	Oct-45
Nov-45	0.0018	Nov-45
Dec-45	0.0018	Dec-45
Jan-46	0.0017	Jan-46
Feb-46	0.0015	Feb-46
Mar-46	0.0016	Mar-46

Apr-46	0.0017	Apr-46
May-46	0.0018	May-46
Jun-46	0.0016	Jun-46
Jul-46	0.0019	Jul-46
Aug-46	0.0017	Aug-46
Sep-46	0.0018	Sep-46
Oct-46	0.0019	Oct-46
Nov-46	0.0018	Nov-46
Dec-46	0.0019	Dec-46
Jan-47	0.0018	Jan-47
Feb-47	0.0016	Feb-47
Mar-47	0.0018	Mar-47
Apr-47	0.0017	Apr-47
May-47	0.0017	May-47
Jun-47	0.0019	Jun-47
Jul-47	0.0018	Jul-47
Aug-47	0.0017	Aug-47
Sep-47	0.0018	Sep-47
Oct-47	0.0018	Oct-47
Nov-47	0.0017	Nov-47
Dec-47	0.0021	Dec-47
Jan-48	0.0020	Jan-48
Feb-48	0.0019	Feb-48
Mar-48	0.0022	Mar-48
Apr-48	0.0020	Apr-48
May-48	0.0018	May-48
Jun-48	0.0021	Jun-48
Jul-48	0.0019	Jul-48
Aug-48	0.0021	Aug-48
Sep-48	0.0020	Sep-48
Oct-48	0.0019	Oct-48
Nov-48	0.0021	Nov-48
Dec-48	0.0020	Dec-48
Jan-49	0.0020	Jan-49
Feb-49	0.0018	Feb-49
Mar-49	0.0019	Mar-49
Apr-49	0.0018	Apr-49
May-49	0.0020	May-49
Jun-49	0.0019	Jun-49
Jul-49	0.0017	Jul-49
Aug-49	0.0019	Aug-49

Sep-49	0.0017	Sep-49
Oct-49	0.0018	Oct-49
Nov-49	0.0017	Nov-49
Dec-49	0.0017	Dec-49
Jan-50	0.0018	Jan-50
Feb-50	0.0016	Feb-50
Mar-50	0.0018	Mar-50
Apr-50	0.0016	Apr-50
May-50	0.0019	May-50
Jun-50	0.0017	Jun-50
Jul-50	0.0018	Jul-50
Aug-50	0.0018	Aug-50
Sep-50	0.0017	Sep-50
Oct-50	0.0019	Oct-50
Nov-50	0.0018	Nov-50
Dec-50	0.0018	Dec-50
Jan-51	0.0020	Jan-51
Feb-51	0.0017	Feb-51
Mar-51	0.0019	Mar-51
Apr-51	0.0020	Apr-51
May-51	0.0021	May-51
Jun-51	0.0020	Jun-51
Jul-51	0.0023	Jul-51
Aug-51	0.0021	Aug-51
Sep-51	0.0019	Sep-51
Oct-51	0.0023	Oct-51
Nov-51	0.0021	Nov-51
Dec-51	0.0022	Dec-51
Jan-52	0.0023	Jan-52
Feb-52	0.0021	Feb-52
Mar-52	0.0023	Mar-52
Apr-52	0.0022	Apr-52
May-52	0.0020	May-52
Jun-52	0.0022	Jun-52
Jul-52	0.0022	Jul-52
Aug-52	0.0021	Aug-52
Sep-52	0.0023	Sep-52
Oct-52	0.0023	Oct-52
Nov-52	0.0021	Nov-52
Dec-52	0.0024	Dec-52
Jan-53	0.0023	Jan-53

Feb-53	0.0021	Feb-53
Mar-53	0.0025	Mar-53
Apr-53	0.0024	Apr-53
May-53	0.0024	May-53
Jun-53	0.0027	Jun-53
Jul-53	0.0025	Jul-53
Aug-53	0.0025	Aug-53
Sep-53	0.0025	Sep-53
Oct-53	0.0023	Oct-53
Nov-53	0.0024	Nov-53
Dec-53	0.0024	Dec-53
Jan-54	0.0023	Jan-54
Feb-54	0.0022	Feb-54
Mar-54	0.0025	Mar-54
Apr-54	0.0022	Apr-54
May-54	0.0020	May-54
Jun-54	0.0025	Jun-54
Jul-54	0.0022	Jul-54
Aug-54	0.0023	Aug-54
Sep-54	0.0022	Sep-54
Oct-54	0.0021	Oct-54
Nov-54	0.0023	Nov-54
Dec-54	0.0023	Dec-54
Jan-55	0.0022	Jan-55
Feb-55	0.0022	Feb-55
Mar-55	0.0024	Mar-55
Apr-55	0.0022	Apr-55
May-55	0.0025	May-55
Jun-55	0.0023	Jun-55
Jul-55	0.0023	Jul-55
Aug-55	0.0027	Aug-55
Sep-55	0.0024	Sep-55
Oct-55	0.0025	Oct-55
Nov-55	0.0024	Nov-55
Dec-55	0.0024	Dec-55
Jan-56	0.0025	Jan-56
Feb-56	0.0023	Feb-56
Mar-56	0.0023	Mar-56
Apr-56	0.0026	Apr-56
May-56	0.0026	May-56
Jun-56	0.0023	Jun-56

Jul-56				0.0026			Jul-56
Aug-56				0.0026			Aug-56
Sep-56				0.0025			Sep-56
Oct-56				0.0029			Oct-56
Nov-56				0.0027			Nov-56
Dec-56				0.0028			Dec-56
Jan-57				0.0029			Jan-57
Feb-57				0.0025			Feb-57
Mar-57				0.0026			Mar-57
Apr-57				0.0029			Apr-57
May-57				0.0029			May-57
Jun-57				0.0025			Jun-57
Jul-57				0.0033			Jul-57
Aug-57				0.0030			Aug-57
Sep-57				0.0031			Sep-57
Oct-57				0.0031			Oct-57
Nov-57				0.0029			Nov-57
Dec-57				0.0029			Dec-57
Jan-58				0.0027			Jan-58
Feb-58				0.0025			Feb-58
Mar-58				0.0027			Mar-58
Apr-58				0.0026			Apr-58
May-58				0.0024			May-58
Jun-58				0.0027			Jun-58
Jul-58				0.0027			Jul-58
Aug-58				0.0027			Aug-58
75	Sep-58 SOUTH JERSEY GAS CO	-36.75	-66	0	0.0032		Sep-58
75	Oct-58 SOUTH JERSEY GAS CO	38.75	0.054422	0	0.0032	0.0512	Oct-58
75	Nov-58 SOUTH JERSEY GAS CO	38.75	0	0	0.0028	-0.0028	Nov-58
75	Dec-58 SOUTH JERSEY GAS CO	48.75	0.268387	0.4	0.0033	0.2651	Dec-58
75	Jan-59 SOUTH JERSEY GAS CO	44.5	-0.08718	0	0.0031	-0.0903	Jan-59
75	Feb-59 SOUTH JERSEY GAS CO	49.5	0.11236	0	0.0031	0.1093	Feb-59
75	Mar-59 SOUTH JERSEY GAS CO	49.375	0.005556	0.4	0.0035	0.0021	Mar-59
75	Apr-59 SOUTH JERSEY GAS CO	51	0.032911	0	0.0033	0.0296	Apr-59
75	May-59 SOUTH JERSEY GAS CO	25.5	0	0	0.0033	-0.0033	May-59
75	Jun-59 SOUTH JERSEY GAS CO	24.75	-0.02059	0.225	0.0036	-0.0242	Jun-59
75	Jul-59 SOUTH JERSEY GAS CO	27.25	0.10101	0	0.0035	0.0975	Jul-59
75	Aug-59 SOUTH JERSEY GAS CO	27.375	0.004587	0	0.0035	0.0011	Aug-59
75	Sep-59 SOUTH JERSEY GAS CO	24.75	-0.08767	0.225	0.0034	-0.0911	Sep-59
75	Oct-59 SOUTH JERSEY GAS CO	24.625	-0.00505	0	0.0035	-0.0086	Oct-59
75	Nov-59 SOUTH JERSEY GAS CO	25.375	0.030457	0	0.0035	0.0270	Nov-59

75	Dec-59	SOUTH JERSEY GAS CO	23.875	-0.05025	0.225	0.0036	-0.0538	Dec-59	
75	Jan-60	SOUTH JERSEY GAS CO	25	0.04712	0	0.0035	0.0436	Jan-60	
75	Feb-60	SOUTH JERSEY GAS CO	24	-0.04	0	0.0037	-0.0437	Feb-60	
75	Mar-60	SOUTH JERSEY GAS CO	23.125	-0.02604	0.25	0.0036	-0.0296	Mar-60	
75	Apr-60	SOUTH JERSEY GAS CO	24.125	0.043243	0	0.0032	0.0400	Apr-60	
75	May-60	SOUTH JERSEY GAS CO	24	-0.00518	0	0.0037	-0.0089	May-60	
75	Jun-60	SOUTH JERSEY GAS CO	24.125	0.015625	0.25	0.0034	0.0122	Jun-60	
75	Jul-60	SOUTH JERSEY GAS CO	26.75	0.108808	0	0.0032	0.1056	Jul-60	
75	Aug-60	SOUTH JERSEY GAS CO	-28.375	0.060748	0	0.0034	0.0573	Aug-60	
75	Sep-60	SOUTH JERSEY GAS CO	25.75	-0.0837	0.25	0.0032	-0.0869	Sep-60	
75	Oct-60	SOUTH JERSEY GAS CO	25.875	0.004854	0	0.0033	0.0016	Oct-60	
75	Nov-60	SOUTH JERSEY GAS CO	28.25	0.091787	0	0.0032	0.0886	Nov-60	
75	Dec-60	SOUTH JERSEY GAS CO	28	0.000885	0.275	0.0033	-0.0024	Dec-60	
75	Jan-61	SOUTH JERSEY GAS CO	30.5	0.089286	0	0.0033	0.0860	Jan-61	
75	Feb-61	SOUTH JERSEY GAS CO	35.625	0.168033	0	0.0030	0.1650	Feb-61	
75	Mar-61	SOUTH JERSEY GAS CO	32.5	-0.08	0.275	0.0031	-0.0831	Mar-61	
75	Apr-61	SOUTH JERSEY GAS CO	38	0.169231	0	0.0031	0.1661	Apr-61	
75	May-61	SOUTH JERSEY GAS CO	-43.25	0.138158	0	0.0034	0.1348	May-61	
75	Jun-61	SOUTH JERSEY GAS CO	-41.125	-0.04278	0.275	0.0032	-0.0460	Jun-61	
75	Jul-61	SOUTH JERSEY GAS CO	40.625	-0.01216	0	0.0033	-0.0155	Jul-61	
75	Aug-61	SOUTH JERSEY GAS CO	45.75	0.132923	0.275	0.0033	0.1296	Aug-61	
75	Sep-61	SOUTH JERSEY GAS CO	47.25	0.032787	0	0.0032	0.0296	Sep-61	
75	Oct-61	SOUTH JERSEY GAS CO	44	-0.06878	0	0.0034	-0.0722	Oct-61	
75	Nov-61	SOUTH JERSEY GAS CO	47.5	0.079545	0	0.0032	0.0763	Nov-61	
75	Dec-61	SOUTH JERSEY GAS CO	44.5	-0.05684	0.3	0.0031	-0.0599	Dec-61	
75	Jan-62	SOUTH JERSEY GAS CO	40.375	-0.0927	0	0.0037	-0.0964	Jan-62	
75	Feb-62	SOUTH JERSEY GAS CO	41.875	0.037152	0	0.0032	0.0340	Feb-62	
75	Mar-62	SOUTH JERSEY GAS CO	-42.5	0.02209	0.3	0.0033	0.0188	Mar-62	
75	Apr-62	SOUTH JERSEY GAS CO	39.625	-0.06765	0	0.0033	-0.0709	Apr-62	
75	May-62	SOUTH JERSEY GAS CO	33	-0.16719	0	0.0032	-0.1704	May-62	
75	Jun-62	SOUTH JERSEY GAS CO	32	-0.02121	0.3	0.0030	-0.0242	Jun-62	
75	Jul-62	SOUTH JERSEY GAS CO	SJG	32.75	0.023438	0	0.0034	0.0200	Jul-62
75	Aug-62	SOUTH JERSEY GAS CO	SJG	33.75	0.039695	0.3	0.0034	0.0363	Aug-62
75	Sep-62	SOUTH JERSEY GAS CO	SJG	-32.875	-0.02593	0	0.0030	-0.0289	Sep-62
75	Oct-62	SOUTH JERSEY GAS CO	SJG	30.875	-0.06084	0	0.0035	-0.0643	Oct-62
75	Nov-62	SOUTH JERSEY GAS CO	SJG	33.5	0.08502	0	0.0031	0.0819	Nov-62
75	Dec-62	SOUTH JERSEY GAS CO	SJG	32.5	-0.0209	0.3	0.0032	-0.0241	Dec-62
75	Jan-63	SOUTH JERSEY GAS CO	SJG	36	0.107692	0	0.0032	0.1045	Jan-63
75	Feb-63	SOUTH JERSEY GAS CO	SJG	41	0.138889	0	0.0029	0.1360	Feb-63
75	Mar-63	SOUTH JERSEY GAS CO	SJG	38.75	-0.04756	0.3	0.0031	-0.0507	Mar-63
75	Apr-63	SOUTH JERSEY GAS CO	SJG	38.75	0.05	0	0.0034	0.0466	Apr-63

75	May-63	SOUTH JERSEY GAS CO	SJG	41.125	0.06129	0	0.0033	0.0580	May-63
75	Jun-63	SOUTH JERSEY GAS CO	SJG	40.75	-0.00182	0.3	0.0030	-0.0048	Jun-63
75	Jul-63	SOUTH JERSEY GAS CO	SJG	40	-0.01841	0	0.0036	-0.0220	Jul-63
75	Aug-63	SOUTH JERSEY GAS CO	SJG	41	0.025	0	0.0033	0.0217	Aug-63
75	Sep-63	SOUTH JERSEY GAS CO	SJG	37.25	-0.08415	0.3	0.0034	-0.0875	Sep-63
75	Oct-63	SOUTH JERSEY GAS CO	SJG	-37.75	0.013423	0	0.0034	0.0100	Oct-63
75	Nov-63	SOUTH JERSEY GAS CO	SJG	35.75	-0.05298	0	0.0032	-0.0562	Nov-63
75	Dec-63	SOUTH JERSEY GAS CO	SJG	35	-0.01259	0.3	0.0036	-0.0162	Dec-63
75	Jan-64	SOUTH JERSEY GAS CO	SJG	36.375	0.039286	0	0.0035	0.0358	Jan-64
75	Feb-64	SOUTH JERSEY GAS CO	SJG	35	-0.0378	0	0.0032	-0.0410	Feb-64
75	Mar-64	SOUTH JERSEY GAS CO	SJG	34.5	-0.00571	0.3	0.0037	-0.0094	Mar-64
75	Apr-64	SOUTH JERSEY GAS CO	SJG	33.75	-0.02174	0	0.0035	-0.0252	Apr-64
75	May-64	SOUTH JERSEY GAS CO	SJG	33.625	-0.0037	0	0.0032	-0.0069	May-64
75	Jun-64	SOUTH JERSEY GAS CO	SJG	33.75	0.013383	0.325	0.0038	0.0096	Jun-64
75	Jul-64	SOUTH JERSEY GAS CO	SJG	34.625	0.025926	0	0.0035	0.0224	Jul-64
75	Aug-64	SOUTH JERSEY GAS CO	SJG	35.625	0.028881	0	0.0035	0.0254	Aug-64
75	Sep-64	SOUTH JERSEY GAS CO	SJG	35.125	-0.00491	0.325	0.0034	-0.0083	Sep-64
75	Oct-64	SOUTH JERSEY GAS CO	SJG	36	0.024911	0	0.0034	0.0215	Oct-64
75	Nov-64	SOUTH JERSEY GAS CO	SJG	35.375	-0.01736	0	0.0035	-0.0209	Nov-64
75	Dec-64	SOUTH JERSEY GAS CO	SJG	34.625	-0.01201	0.325	0.0035	-0.0155	Dec-64
75	Jan-65	SOUTH JERSEY GAS CO	SJG	-35.688	0.030686	0	0.0033	0.0274	Jan-65
75	Feb-65	SOUTH JERSEY GAS CO	SJG	36.5	0.022767	0	0.0032	0.0196	Feb-65
75	Mar-65	SOUTH JERSEY GAS CO	SJG	-36.625	0.012329	0.325	0.0038	0.0085	Mar-65
75	Apr-65	SOUTH JERSEY GAS CO	SJG	36.375	-0.00683	0	0.0033	-0.0101	Apr-65
75	May-65	SOUTH JERSEY GAS CO	SJG	37	0.017182	0	0.0033	0.0139	May-65
75	Jun-65	SOUTH JERSEY GAS CO	SJG	-34.75	-0.05203	0.325	0.0038	-0.0558	Jun-65
75	Jul-65	SOUTH JERSEY GAS CO	SJG	34.5	0.042446	0	0.0034	0.0390	Jul-65
75	Aug-65	SOUTH JERSEY GAS CO	SJG	35.5	0.028986	0	0.0037	0.0253	Aug-65
75	Sep-65	SOUTH JERSEY GAS CO	SJG	33.5	-0.04718	0.325	0.0035	-0.0507	Sep-65
75	Oct-65	SOUTH JERSEY GAS CO	SJG	33.25	-0.00746	0	0.0034	-0.0109	Oct-65
75	Nov-65	SOUTH JERSEY GAS CO	SJG	32	-0.03759	0	0.0037	-0.0413	Nov-65
75	Dec-65	SOUTH JERSEY GAS CO	SJG	31	-0.02109	0.325	0.0037	-0.0248	Dec-65
75	Jan-66	SOUTH JERSEY GAS CO	SJG	31	0	0	0.0038	-0.0038	Jan-66
75	Feb-66	SOUTH JERSEY GAS CO	SJG	30.875	-0.00403	0	0.0034	-0.0074	Feb-66
75	Mar-66	SOUTH JERSEY GAS CO	SJG	30.125	-0.01377	0.325	0.0040	-0.0178	Mar-66
75	Apr-66	SOUTH JERSEY GAS CO	SJG	30	-0.00415	0	0.0036	-0.0077	Apr-66
75	May-66	SOUTH JERSEY GAS CO	SJG	30	0	0	0.0041	-0.0041	May-66
75	Jun-66	SOUTH JERSEY GAS CO	SJG	27.75	-0.06333	0.35	0.0039	-0.0672	Jun-66
75	Jul-66	SOUTH JERSEY GAS CO	SJG	-28	0.009009	0	0.0038	0.0052	Jul-66
75	Aug-66	SOUTH JERSEY GAS CO	SJG	27	-0.03571	0	0.0043	-0.0400	Aug-66
75	Sep-66	SOUTH JERSEY GAS CO	SJG	26.375	-0.01019	0.35	0.0041	-0.0143	Sep-66

75	Oct-66	SOUTH JERSEY GAS CO	SJG	27.5	0.042654	0	0.0040	0.0387	Oct-66
75	Nov-66	SOUTH JERSEY GAS CO	SJG	27.25	-0.00909	0	0.0038	-0.0129	Nov-66
75	Dec-66	SOUTH JERSEY GAS CO	SJG	26.75	-0.00551	0.35	0.0039	-0.0094	Dec-66
75	Jan-67	SOUTH JERSEY GAS CO	SJG	28	0.046729	0	0.0040	0.0427	Jan-67
75	Feb-67	SOUTH JERSEY GAS CO	SJG	-28.375	0.013393	0	0.0034	0.0100	Feb-67
75	Mar-67	SOUTH JERSEY GAS CO	SJG	29.5	0.051982	0.35	0.0039	0.0481	Mar-67
75	Apr-67	SOUTH JERSEY GAS CO	SJG	29.125	-0.01271	0	0.0035	-0.0162	Apr-67
75	May-67	SOUTH JERSEY GAS CO	SJG	30.25	0.038627	0	0.0043	0.0343	May-67
75	Jun-67	SOUTH JERSEY GAS CO	SJG	30	0.003306	0.35	0.0039	-0.0006	Jun-67
75	Jul-67	SOUTH JERSEY GAS CO	SJG	29	0.015	0	0.0043	0.0107	Jul-67
75	Aug-67	SOUTH JERSEY GAS CO	SJG	28.5	-0.01724	0	0.0042	-0.0214	Aug-67
75	Sep-67	SOUTH JERSEY GAS CO	SJG	28.875	0.025439	0.35	0.0040	0.0214	Sep-67
75	Oct-67	SOUTH JERSEY GAS CO	SJG	26.75	-0.07359	0	0.0045	-0.0781	Oct-67
75	Nov-67	SOUTH JERSEY GAS CO	SJG	-27.75	0.037383	0	0.0045	0.0329	Nov-67
75	Dec-67	SOUTH JERSEY GAS CO	SJG	27.75	0.012613	0.35	0.0044	0.0082	Dec-67
75	Jan-68	SOUTH JERSEY GAS CO	SJG	28.5	0.027027	0	0.0050	0.0220	Jan-68
75	Feb-68	SOUTH JERSEY GAS CO	SJG	29.5	0.035088	0	0.0042	0.0309	Feb-68
75	Mar-68	SOUTH JERSEY GAS CO	SJG	28	-0.03898	0.35	0.0043	-0.0433	Mar-68
75	Apr-68	SOUTH JERSEY GAS CO	SJG	28.125	0.004464	0	0.0049	-0.0004	Apr-68
75	May-68	SOUTH JERSEY GAS CO	SJG	30.5	0.084444	0	0.0046	0.0798	May-68
75	Jun-68	SOUTH JERSEY GAS CO	SJG	30.25	0.003279	0.35	0.0042	-0.0009	Jun-68
75	Jul-68	SOUTH JERSEY GAS CO	SJG	-30.375	0.054339	0	0.0048	0.0495	Jul-68
75	Aug-68	SOUTH JERSEY GAS CO	SJG	30.5	0.004115	0	0.0042	-0.0001	Aug-68
75	Sep-68	SOUTH JERSEY GAS CO	SJG	31.75	0.052459	0.35	0.0044	0.0481	Sep-68
75	Oct-68	SOUTH JERSEY GAS CO	SJG	31	-0.02362	0	0.0045	-0.0281	Oct-68
75	Nov-68	SOUTH JERSEY GAS CO	SJG	31.375	0.012097	0	0.0043	0.0078	Nov-68
75	Dec-68	SOUTH JERSEY GAS CO	SJG	-30.875	-0.00478	0.35	0.0049	-0.0097	Dec-68
75	Jan-69	SOUTH JERSEY GAS CO	SJG	30.375	-0.01619	0	0.0050	-0.0212	Jan-69
75	Feb-69	SOUTH JERSEY GAS CO	SJG	29.5	-0.01728	0.35	0.0046	-0.0219	Feb-69
75	Mar-69	SOUTH JERSEY GAS CO	SJG	29	-0.01695	0	0.0047	-0.0216	Mar-69
75	Apr-69	SOUTH JERSEY GAS CO	SJG	28	-0.03131	0	0.0055	-0.0368	Apr-69
75	May-69	SOUTH JERSEY GAS CO	SJG	27.125	-0.03125	0	0.0047	-0.0360	May-69
75	Jun-69	SOUTH JERSEY GAS CO	SJG	26	-0.02802	0.365	0.0055	-0.0335	Jun-69
75	Jul-69	SOUTH JERSEY GAS CO	SJG	25.875	-0.00481	0	0.0052	-0.0100	Jul-69
75	Aug-69	SOUTH JERSEY GAS CO	SJG	25.875	0	0	0.0048	-0.0048	Aug-69
75	Sep-69	SOUTH JERSEY GAS CO	SJG	25	-0.01971	0.365	0.0055	-0.0252	Sep-69
75	Oct-69	SOUTH JERSEY GAS CO	SJG	-24.875	-0.005	0	0.0057	-0.0107	Oct-69
75	Nov-69	SOUTH JERSEY GAS CO	SJG	23.625	-0.05025	0	0.0049	-0.0552	Nov-69
75	Dec-69	SOUTH JERSEY GAS CO	SJG	22.875	-0.0163	0.365	0.0060	-0.0223	Dec-69
75	Jan-70	SOUTH JERSEY GAS CO	SJG	23.375	0.021858	0	0.0056	0.0163	Jan-70
75	Feb-70	SOUTH JERSEY GAS CO	SJG	23.375	0	0	0.0052	-0.0052	Feb-70

75	Mar-70	SOUTH JERSEY GAS CO	SJG	-24.188	0.050374	0.365	0.0056	0.0448	Mar-70
75	Apr-70	SOUTH JERSEY INDS INC	SJI	24	-0.00775	0	0.0054	-0.0132	Apr-70
75	May-70	SOUTH JERSEY INDS INC	SJI	21.625	-0.09896	0	0.0055	-0.1045	May-70
75	Jun-70	SOUTH JERSEY INDS INC	SJI	-21.688	0.020462	0.38	0.0064	0.0141	Jun-70
75	Jul-70	SOUTH JERSEY INDS INC	SJI	21.75	0.002882	0	0.0059	-0.0030	Jul-70
75	Aug-70	SOUTH JERSEY INDS INC	SJI	22.5	0.034483	0	0.0057	0.0288	Aug-70
75	Sep-70	SOUTH JERSEY INDS INC	SJI	-23.375	0.055778	0.38	0.0056	0.0502	Sep-70
75	Oct-70	SOUTH JERSEY INDS INC	SJI	23.625	0.010695	0	0.0055	0.0052	Oct-70
75	Nov-70	SOUTH JERSEY INDS INC	SJI	24.5	0.037037	0	0.0058	0.0312	Nov-70
75	Dec-70	SOUTH JERSEY INDS INC	SJI	23.5	-0.02531	0.38	0.0053	-0.0306	Dec-70
75	Jan-71	SOUTH JERSEY INDS INC	SJI	-28.688	0.220745	0	0.0051	0.2156	Jan-71
75	Feb-71	SOUTH JERSEY INDS INC	SJI	27.5	-0.04139	0	0.0046	-0.0460	Feb-71
75	Mar-71	SOUTH JERSEY INDS INC	SJI	26.5	-0.02255	0.38	0.0056	-0.0281	Mar-71
75	Apr-71	SOUTH JERSEY INDS INC	SJI	26.375	-0.00472	0	0.0048	-0.0095	Apr-71
75	May-71	SOUTH JERSEY INDS INC	SJI	-28	0.061611	0	0.0047	0.0569	May-71
75	Jun-71	SOUTH JERSEY INDS INC	SJI	25.5	-0.03018	0.38	0.0056	-0.0358	Jun-71
75	Jul-71	SOUTH JERSEY INDS INC	SJI	25	-0.01961	0	0.0052	-0.0248	Jul-71
75	Aug-71	SOUTH JERSEY INDS INC	SJI	24.5	-0.02	0	0.0055	-0.0255	Aug-71
75	Sep-71	SOUTH JERSEY INDS INC	SJI	24.625	0.020612	0.38	0.0049	0.0157	Sep-71
75	Oct-71	SOUTH JERSEY INDS INC	SJI	24.375	-0.01015	0	0.0047	-0.0149	Oct-71
75	Nov-71	SOUTH JERSEY INDS INC	SJI	24.75	0.015385	0	0.0051	0.0103	Nov-71
75	Dec-71	SOUTH JERSEY INDS INC	SJI	24.25	-0.00485	0.38	0.0050	-0.0098	Dec-71
75	Jan-72	SOUTH JERSEY INDS INC	SJI	24.875	0.025773	0	0.0050	0.0208	Jan-72
75	Feb-72	SOUTH JERSEY INDS INC	SJI	25.125	0.01005	0	0.0047	0.0054	Feb-72
75	Mar-72	SOUTH JERSEY INDS INC	SJI	24.75	0.000199	0.38	0.0049	-0.0047	Mar-72
75	Apr-72	SOUTH JERSEY INDS INC	SJI	24	-0.0303	0	0.0048	-0.0351	Apr-72
75	May-72	SOUTH JERSEY INDS INC	SJI	23.375	-0.02604	0	0.0055	-0.0315	May-72
75	Jun-72	SOUTH JERSEY INDS INC	SJI	22.25	-0.03187	0.38	0.0049	-0.0368	Jun-72
75	Jul-72	SOUTH JERSEY INDS INC	SJI	22.5	0.011236	0	0.0051	0.0061	Jul-72
75	Aug-72	SOUTH JERSEY INDS INC	SJI	22.375	-0.00556	0	0.0049	-0.0105	Aug-72
75	Sep-72	SOUTH JERSEY INDS INC	SJI	-21.938	-0.00257	0.38	0.0047	-0.0073	Sep-72
75	Oct-72	SOUTH JERSEY INDS INC	SJI	22	0.002849	0	0.0052	-0.0024	Oct-72
75	Nov-72	SOUTH JERSEY INDS INC	SJI	-23.875	0.085227	0	0.0048	0.0804	Nov-72
75	Dec-72	SOUTH JERSEY INDS INC	SJI	23.5	0.000209	0.38	0.0045	-0.0043	Dec-72
75	Jan-73	SOUTH JERSEY INDS INC	SJI	22.25	-0.05319	0	0.0054	-0.0586	Jan-73
75	Feb-73	SOUTH JERSEY INDS INC	SJI	21.875	-0.01685	0	0.0051	-0.0220	Feb-73
75	Mar-73	SOUTH JERSEY INDS INC	SJI	21.875	0.017371	0.38	0.0056	0.0118	Mar-73
75	Apr-73	SOUTH JERSEY INDS INC	SJI	22.125	0.011429	0	0.0057	0.0057	Apr-73
75	May-73	SOUTH JERSEY INDS INC	SJI	21.25	-0.03955	0	0.0058	-0.0453	May-73
75	Jun-73	SOUTH JERSEY INDS INC	SJI	22	0.053647	0.39	0.0055	0.0481	Jun-73
75	Jul-73	SOUTH JERSEY INDS INC	SJI	21.375	-0.02841	0	0.0061	-0.0345	Jul-73

75	Aug-73	SOUTH JERSEY INDS INC	SJI	20.25	-0.05263	0	0.0062	-0.0588	Aug-73
75	Sep-73	SOUTH JERSEY INDS INC	SJI	20.625	0.037778	0.39	0.0055	0.0323	Sep-73
75	Oct-73	SOUTH JERSEY INDS INC	SJI	19.875	-0.03636	0	0.0063	-0.0427	Oct-73
75	Nov-73	SOUTH JERSEY INDS INC	SJI	-17.875	-0.10063	0	0.0056	-0.1062	Nov-73
75	Dec-73	SOUTH JERSEY INDS INC	SJI	17	-0.02713	0.39	0.0060	-0.0331	Dec-73
75	Jan-74	SOUTH JERSEY INDS INC	SJI	18.125	0.066176	0	0.0061	0.0601	Jan-74
75	Feb-74	SOUTH JERSEY INDS INC	SJI	19.125	0.055172	0	0.0055	0.0497	Feb-74
75	Mar-74	SOUTH JERSEY INDS INC	SJI	-18.813	0.004052	0.39	0.0058	-0.0017	Mar-74
75	Apr-74	SOUTH JERSEY INDS INC	SJI	17	-0.09635	0	0.0068	-0.1031	Apr-74
75	May-74	SOUTH JERSEY INDS INC	SJI	15.625	-0.08088	0	0.0068	-0.0877	May-74
75	Jun-74	SOUTH JERSEY INDS INC	SJI	15	-0.01504	0.39	0.0061	-0.0211	Jun-74
75	Jul-74	SOUTH JERSEY INDS INC	SJI	14.75	-0.01667	0	0.0072	-0.0239	Jul-74
75	Aug-74	SOUTH JERSEY INDS INC	SJI	-13.875	-0.05932	0	0.0065	-0.0658	Aug-74
75	Sep-74	SOUTH JERSEY INDS INC	SJI	13	-0.03496	0.39	0.0071	-0.0421	Sep-74
75	Oct-74	SOUTH JERSEY INDS INC	SJI	12	-0.07692	0	0.0070	-0.0839	Oct-74
75	Nov-74	SOUTH JERSEY INDS INC	SJI	-11.938	-0.00521	0	0.0062	-0.0114	Nov-74
75	Dec-74	SOUTH JERSEY INDS INC	SJI	9.25	-0.19246	0.39	0.0067	-0.1992	Dec-74
75	Jan-75	SOUTH JERSEY INDS INC	SJI	13.75	0.486486	0	0.0068	0.4797	Jan-75
75	Feb-75	SOUTH JERSEY INDS INC	SJI	14	0.018182	0	0.0060	0.0122	Feb-75
75	Mar-75	SOUTH JERSEY INDS INC	SJI	14.25	0.045714	0.39	0.0066	0.0391	Mar-75
75	Apr-75	SOUTH JERSEY INDS INC	SJI	13.5	-0.05263	0	0.0067	-0.0593	Apr-75
75	May-75	SOUTH JERSEY INDS INC	SJI	-14.438	0.069444	0	0.0067	0.0627	May-75
75	Jun-75	SOUTH JERSEY INDS INC	SJI	15.375	0.091948	0.39	0.0070	0.0849	Jun-75
75	Jul-75	SOUTH JERSEY INDS INC	SJI	14.125	-0.0813	0	0.0068	-0.0881	Jul-75
75	Aug-75	SOUTH JERSEY INDS INC	SJI	12.875	-0.0885	0	0.0065	-0.0950	Aug-75
75	Sep-75	SOUTH JERSEY INDS INC	SJI	12.75	0.020583	0.39	0.0073	0.0133	Sep-75
75	Oct-75	SOUTH JERSEY INDS INC	SJI	13.375	0.04902	0	0.0072	0.0418	Oct-75
75	Nov-75	SOUTH JERSEY INDS INC	SJI	15.25	0.140187	0	0.0061	0.1341	Nov-75
75	Dec-75	SOUTH JERSEY INDS INC	SJI	-14.625	-0.01541	0.39	0.0074	-0.0228	Dec-75
75	Jan-76	SOUTH JERSEY INDS INC	SJI	16.125	0.102564	0	0.0065	0.0961	Jan-76
75	Feb-76	SOUTH JERSEY INDS INC	SJI	-16.313	0.011628	0	0.0060	0.0056	Feb-76
75	Mar-76	SOUTH JERSEY INDS INC	SJI	15.875	-0.00291	0.39	0.0071	-0.0100	Mar-76
75	Apr-76	SOUTH JERSEY INDS INC	SJI	15.625	-0.01575	0	0.0064	-0.0221	Apr-76
75	May-76	SOUTH JERSEY INDS INC	SJI	16.375	0.048	0	0.0059	0.0421	May-76
75	Jun-76	SOUTH JERSEY INDS INC	SJI	16.25	0.016183	0.39	0.0073	0.0089	Jun-76
75	Jul-76	SOUTH JERSEY INDS INC	SJI	16.25	0	0	0.0065	-0.0065	Jul-76
75	Aug-76	SOUTH JERSEY INDS INC	SJI	17.125	0.053846	0	0.0069	0.0469	Aug-76
75	Sep-76	SOUTH JERSEY INDS INC	SJI	17.25	0.030073	0.39	0.0064	0.0237	Sep-76
75	Oct-76	SOUTH JERSEY INDS INC	SJI	17.875	0.036232	0	0.0061	0.0301	Oct-76
75	Nov-76	SOUTH JERSEY INDS INC	SJI	18.125	0.013986	0	0.0066	0.0074	Nov-76
75	Dec-76	SOUTH JERSEY INDS INC	SJI	18.5	0.042207	0.39	0.0063	0.0359	Dec-76

75	Jan-77	SOUTH JERSEY INDS INC	SJI	18.875	0.02027	0	0.0059	0.0144	Jan-77
75	Feb-77	SOUTH JERSEY INDS INC	SJI	18.375	-0.02649	0	0.0057	-0.0322	Feb-77
75	Mar-77	SOUTH JERSEY INDS INC	SJI	17.875	-0.00599	0.39	0.0065	-0.0125	Mar-77
75	Apr-77	SOUTH JERSEY INDS INC	SJI	17.875	0	0	0.0061	-0.0061	Apr-77
75	May-77	SOUTH JERSEY INDS INC	SJI	18.25	0.020979	0	0.0067	0.0143	May-77
75	Jun-77	SOUTH JERSEY INDS INC	SJI	18.5	0.035068	0.39	0.0062	0.0289	Jun-77
75	Jul-77	SOUTH JERSEY INDS INC	SJI	19	0.027027	0	0.0059	0.0211	Jul-77
75	Aug-77	SOUTH JERSEY INDS INC	SJI	20.375	0.072368	0	0.0067	0.0657	Aug-77
75	Sep-77	SOUTH JERSEY INDS INC	SJI	19.75	-0.0108	0.405	0.0061	-0.0169	Sep-77
75	Oct-77	SOUTH JERSEY INDS INC	SJI	-18.375	-0.06962	0	0.0063	-0.0759	Oct-77
75	Nov-77	SOUTH JERSEY INDS INC	SJI	18.5	0.006803	0	0.0063	0.0005	Nov-77
75	Dec-77	SOUTH JERSEY INDS INC	SJI	-18.313	0.011757	0.405	0.0062	0.0056	Dec-77
75	Jan-78	SOUTH JERSEY INDS INC	SJI	18.25	-0.00341	0	0.0069	-0.0103	Jan-78
75	Feb-78	SOUTH JERSEY INDS INC	SJI	18.125	-0.00685	0	0.0060	-0.0128	Feb-78
75	Mar-78	SOUTH JERSEY INDS INC	SJI	18.25	0.029241	0.405	0.0069	0.0223	Mar-78
75	Apr-78	SOUTH JERSEY INDS INC	SJI	18.375	0.006849	0	0.0063	0.0005	Apr-78
75	May-78	SOUTH JERSEY INDS INC	SJI	18.875	0.027211	0	0.0075	0.0197	May-78
75	Jun-78	SOUTH JERSEY INDS INC	SJI	19.125	0.035497	0.42	0.0069	0.0286	Jun-78
75	Jul-78	SOUTH JERSEY INDS INC	SJI	19.75	0.03268	0	0.0073	0.0254	Jul-78
75	Aug-78	SOUTH JERSEY INDS INC	SJI	19.25	-0.02532	0	0.0070	-0.0323	Aug-78
75	Sep-78	SOUTH JERSEY INDS INC	SJI	20	0.060779	0.42	0.0065	0.0543	Sep-78
75	Oct-78	SOUTH JERSEY INDS INC	SJI	18	-0.1	0	0.0073	-0.1073	Oct-78
75	Nov-78	SOUTH JERSEY INDS INC	SJI	18	0	0	0.0071	-0.0071	Nov-78
75	Dec-78	SOUTH JERSEY INDS INC	SJI	17	-0.03222	0.42	0.0068	-0.0390	Dec-78
75	Jan-79	SOUTH JERSEY INDS INC	SJI	-18.875	0.110294	0	0.0079	0.1024	Jan-79
75	Feb-79	SOUTH JERSEY INDS INC	SJI	18.5	-0.01987	0	0.0065	-0.0264	Feb-79
75	Mar-79	SOUTH JERSEY INDS INC	SJI	18.375	0.015946	0.42	0.0074	0.0085	Mar-79
75	Apr-79	SOUTH JERSEY INDS INC	SJI	17.5	-0.04762	0	0.0076	-0.0552	Apr-79
75	May-79	SOUTH JERSEY INDS INC	SJI	17.375	-0.00714	0	0.0077	-0.0148	May-79
75	Jun-79	SOUTH JERSEY INDS INC	SJI	18.75	0.104173	0.435	0.0071	0.0971	Jun-79
75	Jul-79	SOUTH JERSEY INDS INC	SJI	19.125	0.02	0	0.0076	0.0124	Jul-79
75	Aug-79	SOUTH JERSEY INDS INC	SJI	19.625	0.026144	0	0.0073	0.0188	Aug-79
75	Sep-79	SOUTH JERSEY INDS INC	SJI	19	-0.00968	0.435	0.0068	-0.0165	Sep-79
75	Oct-79	SOUTH JERSEY INDS INC	SJI	17.625	-0.07237	0	0.0082	-0.0806	Oct-79
75	Nov-79	SOUTH JERSEY INDS INC	SJI	19.875	0.12766	0	0.0083	0.1194	Nov-79
75	Dec-79	SOUTH JERSEY INDS INC	SJI	21	0.078491	0.435	0.0083	0.0702	Dec-79
75	Jan-80	SOUTH JERSEY INDS INC	SJI	21.5	0.02381	0	0.0083	0.0155	Jan-80
75	Feb-80	SOUTH JERSEY INDS INC	SJI	22.125	0.02907	0	0.0084	0.0207	Feb-80
75	Mar-80	SOUTH JERSEY INDS INC	SJI	18.75	-0.13153	0.465	0.0099	-0.1414	Mar-80
75	Apr-80	SOUTH JERSEY INDS INC	SJI	20.5	0.093333	0	0.0100	0.0833	Apr-80
75	May-80	SOUTH JERSEY INDS INC	SJI	22	0.073171	0	0.0087	0.0645	May-80

75	Jun-80	SOUTH JERSEY INDS INC	SJI	22	0.021136	0.465	0.0086	0.0125	Jun-80
75	Jul-80	SOUTH JERSEY INDS INC	SJI	23	0.045455	0	0.0084	0.0371	Jul-80
75	Aug-80	SOUTH JERSEY INDS INC	SJI	24.5	0.065217	0	0.0081	0.0571	Aug-80
75	Sep-80	SOUTH JERSEY INDS INC	SJI	26.875	0.115918	0.465	0.0097	0.1062	Sep-80
75	Oct-80	SOUTH JERSEY INDS INC	SJI	22.75	-0.15349	0	0.0097	-0.1632	Oct-80
75	Nov-80	SOUTH JERSEY INDS INC	SJI	21.5	-0.05495	0	0.0091	-0.0640	Nov-80
75	Dec-80	SOUTH JERSEY INDS INC	SJI	21	-0.00163	0.465	0.0108	-0.0124	Dec-80
75	Jan-81	SOUTH JERSEY INDS INC	SJI	19.875	-0.05357	0	0.0094	-0.0630	Jan-81
75	Feb-81	SOUTH JERSEY INDS INC	SJI	21.25	0.069182	0	0.0088	0.0604	Feb-81
75	Mar-81	SOUTH JERSEY INDS INC	SJI	20.875	0.005882	0.5	0.0111	-0.0052	Mar-81
75	Apr-81	SOUTH JERSEY INDS INC	SJI	19.5	-0.06587	0	0.0101	-0.0760	Apr-81
75	May-81	SOUTH JERSEY INDS INC	SJI	19.5	0	0	0.0104	-0.0104	May-81
75	Jun-81	SOUTH JERSEY INDS INC	SJI	19.375	0.019231	0.5	0.0109	0.0083	Jun-81
75	Jul-81	SOUTH JERSEY INDS INC	SJI	17.75	-0.08387	0	0.0109	-0.0948	Jul-81
75	Aug-81	SOUTH JERSEY INDS INC	SJI	18	0.014085	0	0.0110	0.0031	Aug-81
75	Sep-81	SOUTH JERSEY INDS INC	SJI	16.625	-0.04861	0.5	0.0114	-0.0600	Sep-81
75	Oct-81	SOUTH JERSEY INDS INC	SJI	16.875	0.015038	0	0.0117	0.0033	Oct-81
75	Nov-81	SOUTH JERSEY INDS INC	SJI	17.75	0.051852	0	0.0113	0.0406	Nov-81
75	Dec-81	SOUTH JERSEY INDS INC	SJI	16.75	-0.02817	0.5	0.0100	-0.0382	Dec-81
75	Jan-82	SOUTH JERSEY INDS INC	SJI	18	0.074627	0	0.0108	0.0638	Jan-82
75	Feb-82	SOUTH JERSEY INDS INC	SJI	-19.063	0.059028	0	0.0103	0.0487	Feb-82
75	Mar-82	SOUTH JERSEY INDS INC	SJI	19.375	0.045246	0.55	0.0124	0.0328	Mar-82
75	Apr-82	SOUTH JERSEY INDS INC	SJI	19.25	-0.00645	0	0.0112	-0.0177	Apr-82
75	May-82	SOUTH JERSEY INDS INC	SJI	18.375	-0.04546	0	0.0101	-0.0556	May-82
75	Jun-82	SOUTH JERSEY INDS INC	SJI	18.25	0.023129	0.55	0.0120	0.0111	Jun-82
75	Jul-82	SOUTH JERSEY INDS INC	SJI	17.625	-0.03425	0	0.0114	-0.0456	Jul-82
75	Aug-82	SOUTH JERSEY INDS INC	SJI	18.375	0.042553	0	0.0112	0.0314	Aug-82
75	Sep-82	SOUTH JERSEY INDS INC	SJI	19	0.063946	0.55	0.0100	0.0539	Sep-82
75	Oct-82	SOUTH JERSEY INDS INC	SJI	20.375	0.072368	0	0.0091	0.0633	Oct-82
75	Nov-82	SOUTH JERSEY INDS INC	SJI	21	0.030675	0	0.0094	0.0213	Nov-82
75	Dec-82	SOUTH JERSEY INDS INC	SJI	19.875	-0.02738	0.55	0.0093	-0.0367	Dec-82
75	Jan-83	SOUTH JERSEY INDS INC	SJI	20.625	0.037736	0	0.0087	0.0290	Jan-83
75	Feb-83	SOUTH JERSEY INDS INC	SJI	21.75	0.054545	0	0.0081	0.0464	Feb-83
75	Mar-83	SOUTH JERSEY INDS INC	SJI	21.625	0.02092	0.58	0.0089	0.0120	Mar-83
75	Apr-83	SOUTH JERSEY INDS INC	SJI	21.75	0.00578	0	0.0085	-0.0027	Apr-83
75	May-83	SOUTH JERSEY INDS INC	SJI	22.5	0.034483	0	0.0091	0.0254	May-83
75	Jun-83	SOUTH JERSEY INDS INC	SJI	19.875	-0.09089	0.58	0.0090	-0.0999	Jun-83
75	Jul-83	SOUTH JERSEY INDS INC	SJI	21.375	0.075472	0	0.0088	0.0667	Jul-83
75	Aug-83	SOUTH JERSEY INDS INC	SJI	22.375	0.046784	0	0.0103	0.0365	Aug-83
75	Sep-83	SOUTH JERSEY INDS INC	SJI	22.875	0.048268	0.58	0.0096	0.0387	Sep-83
75	Oct-83	SOUTH JERSEY INDS INC	SJI	24.875	0.087432	0	0.0095	0.0779	Oct-83

75	Nov-83	SOUTH JERSEY INDS INC	SJI	25.375	0.020101	0	0.0094	0.0107	Nov-83
75	Dec-83	SOUTH JERSEY INDS INC	SJI	22.25	-0.1003	0.58	0.0094	-0.1097	Dec-83
75	Jan-84	SOUTH JERSEY INDS INC	SJI	25	0.123596	0	0.0103	0.1133	Jan-84
75	Feb-84	SOUTH JERSEY INDS INC	SJI	24.75	-0.01	0	0.0092	-0.0192	Feb-84
75	Mar-84	SOUTH JERSEY INDS INC	SJI	22.375	-0.07131	0.61	0.0098	-0.0811	Mar-84
75	Apr-84	SOUTH JERSEY INDS INC	SJI	24.5	0.094972	0	0.0104	0.0846	Apr-84
75	May-84	SOUTH JERSEY INDS INC	SJI	23.875	-0.02551	0	0.0103	-0.0358	May-84
75	Jun-84	SOUTH JERSEY INDS INC	SJI	22.375	-0.03728	0.61	0.0106	-0.0479	Jun-84
75	Jul-84	SOUTH JERSEY INDS INC	SJI	22.625	0.011173	0	0.0116	-0.0004	Jul-84
75	Aug-84	SOUTH JERSEY INDS INC	SJI	23.5	0.038674	0	0.0106	0.0281	Aug-84
75	Sep-84	SOUTH JERSEY INDS INC	SJI	23.5	0.025957	0.61	0.0094	0.0166	Sep-84
75	Oct-84	SOUTH JERSEY INDS INC	SJI	25.625	0.090426	0	0.0108	0.0796	Oct-84
75	Nov-84	SOUTH JERSEY INDS INC	SJI	26.25	0.02439	0	0.0091	0.0153	Nov-84
75	Dec-84	SOUTH JERSEY INDS INC	SJI	27.375	0.066095	0.61	0.0098	0.0563	Dec-84
75	Jan-85	SOUTH JERSEY INDS INC	SJI	27.5	0.004566	0	0.0096	-0.0050	Jan-85
75	Feb-85	SOUTH JERSEY INDS INC	SJI	27.75	0.009091	0	0.0082	0.0009	Feb-85
75	Mar-85	SOUTH JERSEY INDS INC	SJI	27.625	0.017838	0.62	0.0094	0.0084	Mar-85
75	Apr-85	SOUTH JERSEY INDS INC	SJI	27.5	-0.00453	0	0.0102	-0.0147	Apr-85
75	May-85	SOUTH JERSEY INDS INC	SJI	29.25	0.063636	0	0.0097	0.0539	May-85
75	Jun-85	SOUTH JERSEY INDS INC	SJI	28.875	0.008376	0.62	0.0080	0.0004	Jun-85
75	Jul-85	SOUTH JERSEY INDS INC	SJI	27	-0.06494	0	0.0094	-0.0743	Jul-85
75	Aug-85	SOUTH JERSEY INDS INC	SJI	27.625	0.023148	0	0.0085	0.0146	Aug-85
75	Sep-85	SOUTH JERSEY INDS INC	SJI	26.25	-0.02733	0.62	0.0088	-0.0361	Sep-85
75	Oct-85	SOUTH JERSEY INDS INC	SJI	27.75	0.057143	0	0.0089	0.0482	Oct-85
75	Nov-85	SOUTH JERSEY INDS INC	SJI	29.75	0.072072	0	0.0081	0.0640	Nov-85
75	Dec-85	SOUTH JERSEY INDS INC	SJI	28.625	-0.01698	0.62	0.0086	-0.0256	Dec-85
75	Jan-86	SOUTH JERSEY INDS INC	SJI	29.125	0.017467	0	0.0079	0.0096	Jan-86
75	Feb-86	SOUTH JERSEY INDS INC	SJI	31.375	0.077253	0	0.0073	0.0700	Feb-86
75	Mar-86	SOUTH JERSEY INDS INC	SJI	33.625	0.091793	0.63	0.0071	0.0847	Mar-86
75	Apr-86	SOUTH JERSEY INDS INC	SJI	33.5	-0.00372	0	0.0063	-0.0100	Apr-86
75	May-86	SOUTH JERSEY INDS INC	SJI	37.5	0.119403	0	0.0062	0.1132	May-86
75	Jun-86	SOUTH JERSEY INDS INC	SJI	37.625	0.020133	0.63	0.0070	0.0131	Jun-86
75	Jul-86	SOUTH JERSEY INDS INC	SJI	37	-0.01661	0	0.0066	-0.0232	Jul-86
75	Aug-86	SOUTH JERSEY INDS INC	SJI	42.5	0.148649	0	0.0063	0.1423	Aug-86
75	Sep-86	SOUTH JERSEY INDS INC	SJI	36.625	-0.12341	0.63	0.0065	-0.1299	Sep-86
75	Oct-86	SOUTH JERSEY INDS INC	SJI	36.125	-0.01365	0	0.0069	-0.0206	Oct-86
75	Nov-86	SOUTH JERSEY INDS INC	SJI	38	0.051903	0	0.0059	0.0460	Nov-86
75	Dec-86	SOUTH JERSEY INDS INC	SJI	36.75	-0.01632	0.63	0.0070	-0.0233	Dec-86
75	Jan-87	SOUTH JERSEY INDS INC	SJI	41.625	0.132653	0	0.0064	0.1263	Jan-87
75	Feb-87	SOUTH JERSEY INDS INC	SJI	42.125	0.012012	0	0.0059	0.0061	Feb-87
75	Mar-87	SOUTH JERSEY INDS INC	SJI	44.25	0.065638	0.64	0.0066	0.0590	Mar-87

75	Apr-87	SOUTH JERSEY INDS INC	SJI	41.625	-0.05932	0	0.0065	-0.0658	Apr-87
75	May-87	SOUTH JERSEY INDS INC	SJI	20.625	-0.00901	0	0.0066	-0.0156	May-87
75	Jun-87	SOUTH JERSEY INDS INC	SJI	20.125	-0.00873	0.32	0.0075	-0.0162	Jun-87
75	Jul-87	SOUTH JERSEY INDS INC	SJI	21.125	0.049689	0	0.0073	0.0424	Jul-87
75	Aug-87	SOUTH JERSEY INDS INC	SJI	21.75	0.029586	0	0.0075	0.0221	Aug-87
75	Sep-87	SOUTH JERSEY INDS INC	SJI	18.875	-0.11747	0.32	0.0075	-0.1250	Sep-87
75	Oct-87	SOUTH JERSEY INDS INC	SJI	17.375	-0.07947	0	0.0079	-0.0874	Oct-87
75	Nov-87	SOUTH JERSEY INDS INC	SJI	18.125	0.043165	0	0.0075	0.0357	Nov-87
75	Dec-87	SOUTH JERSEY INDS INC	SJI	17	-0.04441	0.32	0.0078	-0.0522	Dec-87
75	Jan-88	SOUTH JERSEY INDS INC	SJI	17.5	0.029412	0	0.0072	0.0222	Jan-88
75	Feb-88	SOUTH JERSEY INDS INC	SJI	18.375	0.05	0	0.0071	0.0429	Feb-88
75	Mar-88	SOUTH JERSEY INDS INC	SJI	17.25	-0.04354	0.325	0.0072	-0.0507	Mar-88
75	Apr-88	SOUTH JERSEY INDS INC	SJI	17.375	0.007246	0	0.0070	0.0002	Apr-88
75	May-88	SOUTH JERSEY INDS INC	SJI	17.375	0	0	0.0078	-0.0078	May-88
75	Jun-88	SOUTH JERSEY INDS INC	SJI	17.5	0.025899	0.325	0.0076	0.0183	Jun-88
75	Jul-88	SOUTH JERSEY INDS INC	SJI	18.5	0.057143	0	0.0071	0.0500	Jul-88
75	Aug-88	SOUTH JERSEY INDS INC	SJI	18.375	-0.00676	0	0.0083	-0.0151	Aug-88
75	Sep-88	SOUTH JERSEY INDS INC	SJI	17.875	-0.00898	0.335	0.0076	-0.0166	Sep-88
75	Oct-88	SOUTH JERSEY INDS INC	SJI	18.625	0.041958	0	0.0076	0.0344	Oct-88
75	Nov-88	SOUTH JERSEY INDS INC	SJI	19	0.020134	0	0.0070	0.0131	Nov-88
75	Dec-88	SOUTH JERSEY INDS INC	SJI	18.375	-0.01526	0.335	0.0075	-0.0228	Dec-88
75	Jan-89	SOUTH JERSEY INDS INC	SJI	18.625	0.013605	0	0.0080	0.0056	Jan-89
75	Feb-89	SOUTH JERSEY INDS INC	SJI	18.75	0.006711	0	0.0069	-0.0002	Feb-89
75	Mar-89	SOUTH JERSEY INDS INC	SJI	18.625	0.0112	0.335	0.0079	0.0033	Mar-89
75	Apr-89	SOUTH JERSEY INDS INC	SJI	19.125	0.026846	0	0.0070	0.0198	Apr-89
75	May-89	SOUTH JERSEY INDS INC	SJI	20	0.045752	0	0.0080	0.0378	May-89
75	Jun-89	SOUTH JERSEY INDS INC	SJI	20.875	0.06125	0.35	0.0070	0.0543	Jun-89
75	Jul-89	SOUTH JERSEY INDS INC	SJI	22.25	0.065868	0	0.0068	0.0591	Jul-89
75	Aug-89	SOUTH JERSEY INDS INC	SJI	21.625	-0.02809	0	0.0066	-0.0347	Aug-89
75	Sep-89	SOUTH JERSEY INDS INC	SJI	21.625	0.016185	0.35	0.0065	0.0097	Sep-89
75	Oct-89	SOUTH JERSEY INDS INC	SJI	20.75	-0.04046	0	0.0072	-0.0477	Oct-89
75	Nov-89	SOUTH JERSEY INDS INC	SJI	20.875	0.006024	0	0.0064	-0.0004	Nov-89
75	Dec-89	SOUTH JERSEY INDS INC	SJI	20.75	0.010778	0.35	0.0064	0.0044	Dec-89
75	Jan-90	SOUTH JERSEY INDS INC	SJI	18.125	-0.12651	0	0.0073	-0.1338	Jan-90
75	Feb-90	SOUTH JERSEY INDS INC	SJI	19.125	0.055172	0	0.0066	0.0486	Feb-90
75	Mar-90	SOUTH JERSEY INDS INC	SJI	18.875	0.005229	0.35	0.0071	-0.0019	Mar-90
75	Apr-90	SOUTH JERSEY INDS INC	SJI	19	0.006623	0	0.0075	-0.0009	Apr-90
75	May-90	SOUTH JERSEY INDS INC	SJI	19	0	0	0.0075	-0.0075	May-90
75	Jun-90	SOUTH JERSEY INDS INC	SJI	17.375	-0.06658	0.36	0.0068	-0.0734	Jun-90
75	Jul-90	SOUTH JERSEY INDS INC	SJI	17.875	0.028777	0	0.0074	0.0214	Jul-90
75	Aug-90	SOUTH JERSEY INDS INC	SJI	17.625	-0.01399	0	0.0071	-0.0211	Aug-90

75	Sep-90	SOUTH JERSEY INDS INC	SJI	17	-0.01504	0.36	0.0069	-0.0219	Sep-90
75	Oct-90	SOUTH JERSEY INDS INC	SJI	18.5	0.088235	0	0.0081	0.0801	Oct-90
75	Nov-90	SOUTH JERSEY INDS INC	SJI	18.875	0.02027	0	0.0071	0.0132	Nov-90
75	Dec-90	SOUTH JERSEY INDS INC	SJI	18.625	0.005828	0.36	0.0072	-0.0014	Dec-90
75	Jan-91	SOUTH JERSEY INDS INC	SJI	18.5	-0.00671	0	0.0071	-0.0138	Jan-91
75	Feb-91	SOUTH JERSEY INDS INC	SJI	18.875	0.02027	0	0.0064	0.0139	Feb-91
75	Mar-91	SOUTH JERSEY INDS INC	SJI	18.75	0.01245	0.36	0.0064	0.0061	Mar-91
75	Apr-91	SOUTH JERSEY INDS INC	SJI	18.25	-0.02667	0	0.0076	-0.0343	Apr-91
75	May-91	SOUTH JERSEY INDS INC	SJI	18	-0.0137	0	0.0068	-0.0205	May-91
75	Jun-91	SOUTH JERSEY INDS INC	SJI	18.5	0.047778	0.36	0.0063	0.0415	Jun-91
75	Jul-91	SOUTH JERSEY INDS INC	SJI	19.625	0.060811	0	0.0076	0.0532	Jul-91
75	Aug-91	SOUTH JERSEY INDS INC	SJI	19.125	-0.02548	0	0.0068	-0.0323	Aug-91
75	Sep-91	SOUTH JERSEY INDS INC	SJI	19.5	0.038431	0.36	0.0068	0.0316	Sep-91
75	Oct-91	SOUTH JERSEY INDS INC	SJI	19.875	0.019231	0	0.0065	0.0127	Oct-91
75	Nov-91	SOUTH JERSEY INDS INC	SJI	20.375	0.025157	0	0.0060	0.0192	Nov-91
75	Dec-91	SOUTH JERSEY INDS INC	SJI	19.875	-0.00687	0.36	0.0068	-0.0137	Dec-91
75	Jan-92	SOUTH JERSEY INDS INC	SJI	20.5	0.031447	0	0.0061	0.0253	Jan-92
75	Feb-92	SOUTH JERSEY INDS INC	SJI	20.375	-0.0061	0	0.0059	-0.0120	Feb-92
75	Mar-92	SOUTH JERSEY INDS INC	SJI	19.875	-0.00687	0.36	0.0067	-0.0136	Mar-92
75	Apr-92	SOUTH JERSEY INDS INC	SJI	21	0.056604	0	0.0065	0.0501	Apr-92
75	May-92	SOUTH JERSEY INDS INC	SJI	21.75	0.035714	0	0.0061	0.0296	May-92
75	Jun-92	SOUTH JERSEY INDS INC	SJI	21.5	0.005057	0.36	0.0067	-0.0016	Jun-92
75	Jul-92	SOUTH JERSEY INDS INC	SJI	22.625	0.052326	0	0.0063	0.0460	Jul-92
75	Aug-92	SOUTH JERSEY INDS INC	SJI	23.125	0.022099	0	0.0060	0.0161	Aug-92
75	Sep-92	SOUTH JERSEY INDS INC	SJI	22.75	-0.00065	0.36	0.0058	-0.0064	Sep-92
75	Oct-92	SOUTH JERSEY INDS INC	SJI	23.625	0.038462	0	0.0057	0.0328	Oct-92
75	Nov-92	SOUTH JERSEY INDS INC	SJI	23.375	-0.01058	0	0.0061	-0.0167	Nov-92
75	Dec-92	SOUTH JERSEY INDS INC	SJI	23	-0.00064	0.36	0.0063	-0.0069	Dec-92
75	Jan-93	SOUTH JERSEY INDS INC	SJI	23.625	0.027174	0	0.0059	0.0213	Jan-93
75	Feb-93	SOUTH JERSEY INDS INC	SJI	25.25	0.068783	0	0.0055	0.0633	Feb-93
75	Mar-93	SOUTH JERSEY INDS INC	SJI	25.375	0.039307	0.36	0.0063	0.0330	Mar-93
75	Apr-93	SOUTH JERSEY INDS INC	SJI	24.125	-0.04926	0	0.0057	-0.0550	Apr-93
75	May-93	SOUTH JERSEY INDS INC	SJI	24.375	0.010363	0	0.0052	0.0052	May-93
75	Jun-93	SOUTH JERSEY INDS INC	SJI	24.75	0.030154	0.36	0.0062	0.0240	Jun-93
75	Jul-93	SOUTH JERSEY INDS INC	SJI	26	0.050505	0	0.0054	0.0451	Jul-93
75	Aug-93	SOUTH JERSEY INDS INC	SJI	25	-0.03846	0	0.0056	-0.0441	Aug-93
75	Sep-93	SOUTH JERSEY INDS INC	SJI	25.5	0.0344	0.36	0.0050	0.0294	Sep-93
75	Oct-93	SOUTH JERSEY INDS INC	SJI	24.875	-0.02451	0	0.0049	-0.0294	Oct-93
75	Nov-93	SOUTH JERSEY INDS INC	SJI	23.625	-0.05025	0	0.0053	-0.0556	Nov-93
75	Dec-93	SOUTH JERSEY INDS INC	SJI	23.75	0.020529	0.36	0.0055	0.0150	Dec-93
75	Jan-94	SOUTH JERSEY INDS INC	SJI	23.625	-0.00526	0	0.0055	-0.0108	Jan-94

75	Feb-94	SOUTH JERSEY INDS INC	SJI	22.125	-0.06349	0	0.0049	-0.0684	Feb-94
75	Mar-94	SOUTH JERSEY INDS INC	SJI	21.625	-0.00633	0.36	0.0058	-0.0121	Mar-94
75	Apr-94	SOUTH JERSEY INDS INC	SJI	20.625	-0.04624	0	0.0057	-0.0519	Apr-94
75	May-94	SOUTH JERSEY INDS INC	SJI	19.5	-0.05455	0	0.0063	-0.0608	May-94
75	Jun-94	SOUTH JERSEY INDS INC	SJI	18	-0.05846	0.36	0.0061	-0.0646	Jun-94
75	Jul-94	SOUTH JERSEY INDS INC	SJI	18.25	0.013889	0	0.0060	0.0079	Jul-94
75	Aug-94	SOUTH JERSEY INDS INC	SJI	19.125	0.047945	0	0.0066	0.0413	Aug-94
75	Sep-94	SOUTH JERSEY INDS INC	SJI	17.375	-0.07268	0.36	0.0061	-0.0788	Sep-94
75	Oct-94	SOUTH JERSEY INDS INC	SJI	17.375	0	0	0.0066	-0.0066	Oct-94
75	Nov-94	SOUTH JERSEY INDS INC	SJI	16.875	-0.02878	0	0.0064	-0.0352	Nov-94
75	Dec-94	SOUTH JERSEY INDS INC	SJI	18.125	0.095407	0.36	0.0066	0.0888	Dec-94
75	Jan-95	SOUTH JERSEY INDS INC	SJI	19.375	0.068966	0	0.0070	0.0620	Jan-95
75	Feb-95	SOUTH JERSEY INDS INC	SJI	20	0.032258	0	0.0059	0.0264	Feb-95
75	Mar-95	SOUTH JERSEY INDS INC	SJI	19.75	0.0055	0.36	0.0064	-0.0009	Mar-95
75	Apr-95	SOUTH JERSEY INDS INC	SJI	20.125	0.018987	0	0.0058	0.0132	Apr-95
75	May-95	SOUTH JERSEY INDS INC	SJI	19.625	-0.02485	0	0.0065	-0.0313	May-95
75	Jun-95	SOUTH JERSEY INDS INC	SJI	21	0.088408	0.36	0.0054	0.0830	Jun-95
75	Jul-95	SOUTH JERSEY INDS INC	SJI	19.75	-0.05952	0	0.0056	-0.0651	Jul-95
75	Aug-95	SOUTH JERSEY INDS INC	SJI	19.875	0.006329	0	0.0057	0.0006	Aug-95
75	Sep-95	SOUTH JERSEY INDS INC	SJI	21.125	0.081006	0.36	0.0052	0.0758	Sep-95
75	Oct-95	SOUTH JERSEY INDS INC	SJI	20.5	-0.02959	0	0.0057	-0.0353	Oct-95
75	Nov-95	SOUTH JERSEY INDS INC	SJI	21.375	0.042683	0	0.0051	0.0376	Nov-95
75	Dec-95	SOUTH JERSEY INDS INC	SJI	23.125	0.098713	0.36	0.0049	0.0938	Dec-95
75	Jan-96	SOUTH JERSEY INDS INC	SJI	22	-0.04865	0	0.0054	-0.0540	Jan-96
75	Feb-96	SOUTH JERSEY INDS INC	SJI	21.875	-0.00568	0	0.0048	-0.0105	Feb-96
75	Mar-96	SOUTH JERSEY INDS INC	SJI	21.375	-0.0064	0.36	0.0052	-0.0116	Mar-96
75	Apr-96	SOUTH JERSEY INDS INC	SJI	23.375	0.093567	0	0.0059	0.0877	Apr-96
75	May-96	SOUTH JERSEY INDS INC	SJI	22.75	-0.02674	0	0.0058	-0.0325	May-96
75	Jun-96	SOUTH JERSEY INDS INC	SJI	21.25	-0.05011	0.36	0.0054	-0.0555	Jun-96
75	Jul-96	SOUTH JERSEY INDS INC	SJI	20.25	-0.04706	0	0.0062	-0.0533	Jul-96
75	Aug-96	SOUTH JERSEY INDS INC	SJI	23.125	0.141975	0	0.0057	0.1363	Aug-96
75	Sep-96	SOUTH JERSEY INDS INC	SJI	23.5	0.031784	0.36	0.0060	0.0258	Sep-96
75	Oct-96	SOUTH JERSEY INDS INC	SJI	23.5	0	0	0.0058	-0.0058	Oct-96
75	Nov-96	SOUTH JERSEY INDS INC	SJI	24.125	0.026596	0	0.0052	0.0214	Nov-96
75	Dec-96	SOUTH JERSEY INDS INC	SJI	24.375	0.025285	0.36	0.0056	0.0197	Dec-96
75	Jan-97	SOUTH JERSEY INDS INC	SJI	23.75	-0.02564	0	0.0056	-0.0312	Jan-97
75	Feb-97	SOUTH JERSEY INDS INC	SJI	22	-0.07368	0	0.0051	-0.0788	Feb-97
75	Mar-97	SOUTH JERSEY INDS INC	SJI	21.375	-0.01205	0.36	0.0059	-0.0179	Mar-97
75	Apr-97	SOUTH JERSEY INDS INC	SJI	21.25	-0.00585	0	0.0059	-0.0117	Apr-97
75	May-97	SOUTH JERSEY INDS INC	SJI	22.375	0.052941	0	0.0058	0.0471	May-97
75	Jun-97	SOUTH JERSEY INDS INC	SJI	22.25	0.010503	0.36	0.0059	0.0046	Jun-97

75	Jul-97	SOUTH JERSEY INDS INC	SJI	22.75	0.022472	0	0.0058	0.0167	Jul-97
75	Aug-97	SOUTH JERSEY INDS INC	SJI	24	0.054945	0	0.0049	0.0500	Aug-97
75	Sep-97	SOUTH JERSEY INDS INC	SJI	25.125	0.061875	0.36	0.0058	0.0561	Sep-97
75	Oct-97	SOUTH JERSEY INDS INC	SJI	25.125	0	0	0.0054	-0.0054	Oct-97
75	Nov-97	SOUTH JERSEY INDS INC	SJI	25.125	0	0	0.0047	-0.0047	Nov-97
75	Dec-97	SOUTH JERSEY INDS INC	SJI	30.3125	0.220796	0.36	0.0054	0.2154	Dec-97
75	Jan-98	SOUTH JERSEY INDS INC	SJI	30.125	-0.00619	0	0.0048	-0.0110	Jan-98
75	Feb-98	SOUTH JERSEY INDS INC	SJI	30	-0.00415	0	0.0044	-0.0085	Feb-98
75	Mar-98	SOUTH JERSEY INDS INC	SJI	29.6875	0.001583	0.36	0.0052	-0.0036	Mar-98
75	Apr-98	SOUTH JERSEY INDS INC	SJI	27.4375	-0.07579	0	0.0049	-0.0807	Apr-98
75	May-98	SOUTH JERSEY INDS INC	SJI	27.3125	-0.00456	0	0.0048	-0.0094	May-98
75	Jun-98	SOUTH JERSEY INDS INC	SJI	27.625	0.024622	0.36	0.0052	0.0194	Jun-98
75	Jul-98	SOUTH JERSEY INDS INC	SJI	25.8125	-0.06561	0	0.0049	-0.0705	Jul-98
75	Aug-98	SOUTH JERSEY INDS INC	SJI	22.75	-0.11864	0	0.0048	-0.1234	Aug-98
75	Sep-98	SOUTH JERSEY INDS INC	SJI	25.8125	0.15044	0.36	0.0044	0.1460	Sep-98
75	Oct-98	SOUTH JERSEY INDS INC	SJI	25.625	-0.00726	0	0.0042	-0.0115	Oct-98
75	Nov-98	SOUTH JERSEY INDS INC	SJI	25.8125	0.007317	0	0.0045	0.0028	Nov-98
75	Dec-98	SOUTH JERSEY INDS INC	SJI	26.1875	0.028475	0.36	0.0045	0.0240	Dec-98
75	Jan-99	SOUTH JERSEY INDS INC	SJI	25.625	-0.02148	0	0.0042	-0.0257	Jan-99
75	Feb-99	SOUTH JERSEY INDS INC	SJI	24.3125	-0.05122	0	0.0040	-0.0552	Feb-99
75	Mar-99	SOUTH JERSEY INDS INC	SJI	21.625	-0.09573	0.36	0.0053	-0.1010	Mar-99
75	Apr-99	SOUTH JERSEY INDS INC	SJI	24	0.109827	0	0.0048	0.1050	Apr-99
75	May-99	SOUTH JERSEY INDS INC	SJI	28	0.166667	0	0.0045	0.1622	May-99
75	Jun-99	SOUTH JERSEY INDS INC	SJI	28.3125	0.024018	0.36	0.0055	0.0185	Jun-99
75	Jul-99	SOUTH JERSEY INDS INC	SJI	30	0.059603	0	0.0051	0.0545	Jul-99
75	Aug-99	SOUTH JERSEY INDS INC	SJI	28.5	-0.05	0	0.0054	-0.0554	Aug-99
75	Sep-99	SOUTH JERSEY INDS INC	SJI	26.375	-0.06193	0.36	0.0052	-0.0671	Sep-99
75	Oct-99	SOUTH JERSEY INDS INC	SJI	26	-0.01422	0	0.0050	-0.0192	Oct-99
75	Nov-99	SOUTH JERSEY INDS INC	SJI	29.3125	0.127404	0	0.0056	0.1218	Nov-99
75	Dec-99	SOUTH JERSEY INDS INC	SJI	28.4375	-0.01757	0.36	0.0055	-0.0231	Dec-99
75	Jan-00	SOUTH JERSEY INDS INC	SJI	29	0.01978	0	0.0057	0.0141	Jan-00
75	Feb-00	SOUTH JERSEY INDS INC	SJI	29.25	0.008621	0	0.0051	0.0035	Feb-00
75	Mar-00	SOUTH JERSEY INDS INC	SJI	28.1875	-0.02385	0.365	0.0054	-0.0292	Mar-00
75	Apr-00	SOUTH JERSEY INDS INC	SJI	26.75	-0.051	0	0.0047	-0.0557	Apr-00
75	May-00	SOUTH JERSEY INDS INC	SJI	26.0625	-0.0257	0	0.0056	-0.0313	May-00
75	Jun-00	SOUTH JERSEY INDS INC	SJI	26	0.011607	0.365	0.0052	0.0064	Jun-00
75	Jul-00	SOUTH JERSEY INDS INC	SJI	27.0625	0.040865	0	0.0052	0.0357	Jul-00
75	Aug-00	SOUTH JERSEY INDS INC	SJI	27	-0.00231	0	0.0050	-0.0073	Aug-00
75	Sep-00	SOUTH JERSEY INDS INC	SJI	29.1875	0.094537	0.365	0.0046	0.0899	Sep-00
75	Oct-00	SOUTH JERSEY INDS INC	SJI	29.125	-0.00214	0	0.0053	-0.0074	Oct-00
75	Nov-00	SOUTH JERSEY INDS INC	SJI	29.375	0.008584	0	0.0048	0.0038	Nov-00

75	Dec-00	SOUTH JERSEY INDS INC	SJI	29.75	0.025191	0.365	0.0045	0.0207	Dec-00
75	Jan-01	SOUTH JERSEY INDS INC	SJI	29.5	-0.0084	0	0.0049	-0.0133	Jan-01
75	Feb-01	SOUTH JERSEY INDS INC	SJI	32	0.084746	0	0.0042	0.0805	Feb-01
75	Mar-01	SOUTH JERSEY INDS INC	SJI	29.5	-0.06656	0.37	0.0045	-0.0711	Mar-01
75	Apr-01	SOUTH JERSEY INDS INC	SJI	30.95	0.049153	0	0.0047	0.0445	Apr-01
75	May-01	SOUTH JERSEY INDS INC	SJI	30.4	-0.01777	0	0.0050	-0.0228	May-01
75	Jun-01	SOUTH JERSEY INDS INC	SJI	31.15	0.036842	0.37	0.0047	0.0321	Jun-01
75	Jul-01	SOUTH JERSEY INDS INC	SJI	31.3	0.004815	0	0.0052	-0.0004	Jul-01
75	Aug-01	SOUTH JERSEY INDS INC	SJI	32.65	0.043131	0	0.0046	0.0385	Aug-01
75	Sep-01	SOUTH JERSEY INDS INC	SJI	30.65	-0.04992	0.37	0.0041	-0.0540	Sep-01
75	Oct-01	SOUTH JERSEY INDS INC	SJI	33.05	0.078303	0	0.0048	0.0735	Oct-01
75	Nov-01	SOUTH JERSEY INDS INC	SJI	33.7	0.019667	0	0.0041	0.0156	Nov-01
75	Dec-01	SOUTH JERSEY INDS INC	SJI	32.6	-0.02166	0.37	0.0046	-0.0263	Dec-01
75	Jan-02	SOUTH JERSEY INDS INC	SJI	31.68	-0.02822	0	0.0048	-0.0330	Jan-02
75	Feb-02	SOUTH JERSEY INDS INC	SJI	30.45	-0.03883	0	0.0043	-0.0431	Feb-02
75	Mar-02	SOUTH JERSEY INDS INC	SJI	31.55	0.04844	0.375	0.0043	0.0441	Mar-02
75	Apr-02	SOUTH JERSEY INDS INC	SJI	35.5	0.125198	0	0.0054	0.1198	Apr-02
75	May-02	SOUTH JERSEY INDS INC	SJI	35.12	-0.0107	0	0.0049	-0.0156	May-02
75	Jun-02	SOUTH JERSEY INDS INC	SJI	33.75	-0.02833	0.375	0.0044	-0.0327	Jun-02
75	Jul-02	SOUTH JERSEY INDS INC	SJI	31.7	-0.06074	0	0.0051	-0.0658	Jul-02
75	Aug-02	SOUTH JERSEY INDS INC	SJI	33.06	0.042902	0	0.0044	0.0385	Aug-02
75	Sep-02	SOUTH JERSEY INDS INC	SJI	32.66	-0.00076	0.375	0.0042	-0.0050	Sep-02
75	Oct-02	SOUTH JERSEY INDS INC	SJI	31.93	-0.02235	0	0.0040	-0.0264	Oct-02
75	Nov-02	SOUTH JERSEY INDS INC	SJI	32.6	0.020983	0	0.0040	0.0170	Nov-02
75	Dec-02	SOUTH JERSEY INDS INC	SJI	33.02	0.024693	0.385	0.0045	0.0202	Dec-02
75	Jan-03	SOUTH JERSEY INDS INC	SJI	32.1	-0.02786	0	0.0041	-0.0320	Jan-03
75	Feb-03	SOUTH JERSEY INDS INC	SJI	31.93	-0.0053	0	0.0038	-0.0091	Feb-03
75	Mar-03	SOUTH JERSEY INDS INC	SJI	31.55	0.000157	0.385	0.0040	-0.0038	Mar-03
75	Apr-03	SOUTH JERSEY INDS INC	SJI	34.98	0.108716	0	0.0040	0.1047	Apr-03
75	May-03	SOUTH JERSEY INDS INC	SJI	37.27	0.065466	0	0.0039	0.0616	May-03
75	Jun-03	SOUTH JERSEY INDS INC	SJI	36.85	-0.00094	0.385	0.0036	-0.0045	Jun-03
75	Jul-03	SOUTH JERSEY INDS INC	SJI	37.85	0.027137	0	0.0038	0.0233	Jul-03
75	Aug-03	SOUTH JERSEY INDS INC	SJI	38.35	0.01321	0	0.0042	0.0090	Aug-03
75	Sep-03	SOUTH JERSEY INDS INC	SJI	37.85	-0.003	0.385	0.0046	-0.0076	Sep-03
75	Oct-03	SOUTH JERSEY INDS INC	SJI	37.93	0.002114	0	0.0041	-0.0020	Oct-03
75	Nov-03	SOUTH JERSEY INDS INC	SJI	39.4	0.038756	0	0.0039	0.0349	Nov-03
75	Dec-03	SOUTH JERSEY INDS INC	SJI	40.5	0.038198	0.405	0.0047	0.0335	Dec-03
75	Jan-04	SOUTH JERSEY INDS INC	SJI	41.16	0.016296	0	0.0042	0.0121	Jan-04
75	Feb-04	SOUTH JERSEY INDS INC	SJI	42.1	0.022838	0	0.0038	0.0190	Feb-04
75	Mar-04	SOUTH JERSEY INDS INC	SJI	40.91	-0.01865	0.405	0.0043	-0.0229	Mar-04
75	Apr-04	SOUTH JERSEY INDS INC	SJI	41.24	0.008067	0	0.0039	0.0042	Apr-04

75	May-04	SOUTH JERSEY INDS INC	SJI	41.99	0.018186	0	0.0040	0.0142	May-04
75	Jun-04	SOUTH JERSEY INDS INC	SJI	44	0.057514	0.405	0.0048	0.0527	Jun-04
75	Jul-04	SOUTH JERSEY INDS INC	SJI	45.41	0.032045	0	0.0043	0.0277	Jul-04
75	Aug-04	SOUTH JERSEY INDS INC	SJI	45.2	-0.00463	0	0.0045	-0.0091	Aug-04
75	Sep-04	SOUTH JERSEY INDS INC	SJI	47.75	0.065376	0.405	0.0040	0.0614	Sep-04
75	Oct-04	SOUTH JERSEY INDS INC	SJI	47.2	-0.01152	0	0.0038	-0.0153	Oct-04
75	Nov-04	SOUTH JERSEY INDS INC	SJI	51.41	0.089195	0	0.0041	0.0851	Nov-04
75	Dec-04	SOUTH JERSEY INDS INC	SJI	52.56	0.030636	0.425	0.0043	0.0263	Dec-04
75	Jan-05	SOUTH JERSEY INDS INC	SJI	53.3	0.014079	0	0.0041	0.0100	Jan-05
75	Feb-05	SOUTH JERSEY INDS INC	SJI	55.87	0.048218	0	0.0035	0.0447	Feb-05
75	Mar-05	SOUTH JERSEY INDS INC	SJI	56.4	0.017093	0.425	0.0041	0.0130	Mar-05
75	Apr-05	SOUTH JERSEY INDS INC	SJI	54.35	-0.03635	0	0.0039	-0.0402	Apr-05
75	May-05	SOUTH JERSEY INDS INC	SJI	56.7	0.043238	0	0.0040	0.0392	May-05
75	Jun-05	SOUTH JERSEY INDS INC	SJI	61.12	0.08545	0.425	0.0036	0.0819	Jun-05
75	Jul-05	SOUTH JERSEY INDS INC	SJI	29.37	-0.03894	0	0.0034	-0.0423	Jul-05
75	Aug-05	SOUTH JERSEY INDS INC	SJI	29.46	0.003064	0	0.0040	-0.0009	Aug-05
75	Sep-05	SOUTH JERSEY INDS INC	SJI	29.14	-0.00365	0.2125	0.0035	-0.0071	Sep-05
75	Oct-05	SOUTH JERSEY INDS INC	SJI	27.95	-0.04084	0	0.0039	-0.0447	Oct-05
75	Nov-05	SOUTH JERSEY INDS INC	SJI	28.75	0.028623	0	0.0039	0.0247	Nov-05
75	Dec-05	SOUTH JERSEY INDS INC	SJI	29.14	0.021391	0.225	0.0039	0.0175	Dec-05
75	Jan-06	SOUTH JERSEY INDS INC	SJI	29.4	0.008922	0	0.0040	0.0049	Jan-06
75	Feb-06	SOUTH JERSEY INDS INC	SJI	28.6	-0.02721	0	0.0036	-0.0308	Feb-06
75	Mar-06	SOUTH JERSEY INDS INC	SJI	27.27	-0.03864	0.225	0.0039	-0.0425	Mar-06
75	Apr-06	SOUTH JERSEY INDS INC	SJI	26.58	-0.0253	0	0.0039	-0.0292	Apr-06
75	May-06	SOUTH JERSEY INDS INC	SJI	26.86	0.010534	0	0.0048	0.0057	May-06
75	Jun-06	SOUTH JERSEY INDS INC	SJI	27.39	0.028109	0.225	0.0044	0.0237	Jun-06
75	Jul-06	SOUTH JERSEY INDS INC	SJI	29.67	0.083242	0	0.0045	0.0787	Jul-06
75	Aug-06	SOUTH JERSEY INDS INC	SJI	28.99	-0.02292	0	0.0043	-0.0272	Aug-06
75	Sep-06	SOUTH JERSEY INDS INC	SJI	29.91	0.039496	0.225	0.0039	0.0356	Sep-06
75	Oct-06	SOUTH JERSEY INDS INC	SJI	30.93	0.034102	0	0.0042	0.0299	Oct-06
75	Nov-06	SOUTH JERSEY INDS INC	SJI	33.35	0.078241	0	0.0039	0.0743	Nov-06
75	Dec-06	SOUTH JERSEY INDS INC	SJI	33.41	0.009145	0.245	0.0036	0.0055	Dec-06
75	Jan-07	SOUTH JERSEY INDS INC	SJI	33.04	-0.01107	0	0.0043	-0.0154	Jan-07
75	Feb-07	SOUTH JERSEY INDS INC	SJI	34.6	0.047215	0	0.0038	0.0434	Feb-07
75	Mar-07	SOUTH JERSEY INDS INC	SJI	38.05	0.106792	0.245	0.0039	0.1029	Mar-07
75	Apr-07	SOUTH JERSEY INDS INC	SJI	39.27	0.032063	0	0.0042	0.0279	Apr-07
75	May-07	SOUTH JERSEY INDS INC	SJI	38.87	-0.01019	0	0.0041	-0.0143	May-07
75	Jun-07	SOUTH JERSEY INDS INC	SJI	35.38	-0.08348	0.245	0.0040	-0.0875	Jun-07
75	Jul-07	SOUTH JERSEY INDS INC	SJI	32.77	-0.07377	0	0.0046	-0.0784	Jul-07
75	Aug-07	SOUTH JERSEY INDS INC	SJI	33.91	0.034788	0	0.0042	0.0306	Aug-07
75	Sep-07	SOUTH JERSEY INDS INC	SJI	34.8	0.033471	0.245	0.0037	0.0298	Sep-07

75	Oct-07	SOUTH JERSEY INDS INC	SJI	37.56	0.07931	0	0.0043	0.0750	Oct-07
75	Nov-07	SOUTH JERSEY INDS INC	SJI	36.9	-0.01757	0	0.0039	-0.0215	Nov-07
75	Dec-07	SOUTH JERSEY INDS INC	SJI	36.09	-0.01463	0.27	0.0037	-0.0183	Dec-07
75	Jan-08	SOUTH JERSEY INDS INC	SJI	35.03	-0.02937	0	0.0040	-0.0334	Jan-08
75	Feb-08	SOUTH JERSEY INDS INC	SJI	34.17	-0.02455	0	0.0034	-0.0280	Feb-08
75	Mar-08	SOUTH JERSEY INDS INC	SJI	35.11	0.035411	0.27	0.0037	0.0317	Mar-08
75	Apr-08	SOUTH JERSEY INDS INC	SJI	36.51	0.039875	0	0.0035	0.0364	Apr-08
75	May-08	SOUTH JERSEY INDS INC	SJI	38.25	0.047658	0	0.0037	0.0440	May-08
75	Jun-08	SOUTH JERSEY INDS INC	SJI	37.36	-0.01621	0.27	0.0040	-0.0202	Jun-08
75	Jul-08	SOUTH JERSEY INDS INC	SJI	37.3	-0.00161	0	0.0039	-0.0055	Jul-08
75	Aug-08	SOUTH JERSEY INDS INC	SJI	35.67	-0.0437	0	0.0036	-0.0473	Aug-08
75	Sep-08	SOUTH JERSEY INDS INC	SJI	35.7	0.008411	0.27	0.0039	0.0045	Sep-08
75	Oct-08	SOUTH JERSEY INDS INC	SJI	34.07	-0.04566	0	0.0037	-0.0494	Oct-08
75	Nov-08	SOUTH JERSEY INDS INC	SJI	39	0.144702	0	0.0036	0.1411	Nov-08
75	Dec-08	SOUTH JERSEY INDS INC	SJI	39.85	0.029423	0.2975	0.0033	0.0261	Dec-08
75	Jan-09	SOUTH JERSEY INDS INC	SJI	37.3	-0.06399	0	0.0024	-0.0664	Jan-09
75	Feb-09	SOUTH JERSEY INDS INC	SJI	36.06	-0.03324	0	0.0030	-0.0362	Feb-09
75	Mar-09	SOUTH JERSEY INDS INC	SJI	35	-0.02115	0.2975	0.0035	-0.0246	Mar-09
75	Apr-09	SOUTH JERSEY INDS INC	SJI	34.71	-0.00829	0	0.0029	-0.0112	Apr-09
75	May-09	SOUTH JERSEY INDS INC	SJI	33.38	-0.03832	0	0.0033	-0.0416	May-09
75	Jun-09	SOUTH JERSEY INDS INC	SJI	34.89	0.054149	0.2975	0.0038	0.0503	Jun-09
75	Jul-09	SOUTH JERSEY INDS INC	SJI	36.88	0.057036	0	0.0036	0.0534	Jul-09
75	Aug-09	SOUTH JERSEY INDS INC	SJI	34.65	-0.06047	0	0.0036	-0.0641	Aug-09
75	Sep-09	SOUTH JERSEY INDS INC	SJI	35.3	0.027345	0.2975	0.0034	0.0239	Sep-09
75	Oct-09	SOUTH JERSEY INDS INC	SJI	35.29	-0.00028	0	0.0033	-0.0036	Oct-09
75	Nov-09	SOUTH JERSEY INDS INC	SJI	36.06	0.021819	0	0.0035	0.0183	Nov-09
75	Dec-09	SOUTH JERSEY INDS INC	SJI	38.18	0.067942	0.33	0.0034	0.0645	Dec-09
75	Jan-10	SOUTH JERSEY INDS INC	SJI	38.33	0.003929	0	0.0036	0.0003	Jan-10
75	Feb-10	SOUTH JERSEY INDS INC	SJI	39.87	0.040177	0	0.0033	0.0369	Feb-10
75	Mar-10	SOUTH JERSEY INDS INC	SJI	41.99	0.06145	0.33	0.0040	0.0575	Mar-10
75	Apr-10	SOUTH JERSEY INDS INC	SJI	45.11	0.074303	0	0.0038	0.0705	Apr-10
75	May-10	SOUTH JERSEY INDS INC	SJI	43.89	-0.02705	0	0.0034	-0.0304	May-10
75	Jun-10	SOUTH JERSEY INDS INC	SJI	42.96	-0.01367	0.33	0.0037	-0.0174	Jun-10
75	Jul-10	SOUTH JERSEY INDS INC	SJI	46.72	0.087523	0	0.0031	0.0844	Jul-10
75	Aug-10	SOUTH JERSEY INDS INC	SJI	46.99	0.005779	0	0.0032	0.0026	Aug-10
75	Sep-10	SOUTH JERSEY INDS INC	SJI	49.47	0.0598	0.33	0.0026	0.0572	Sep-10
75	Oct-10	SOUTH JERSEY INDS INC	SJI	50.36	0.017991	0	0.0027	0.0153	Oct-10
75	Nov-10	SOUTH JERSEY INDS INC	SJI	51.19	0.016481	0	0.0032	0.0133	Nov-10
75	Dec-10	SOUTH JERSEY INDS INC	SJI	52.82	0.038972	0.365	0.0032	0.0358	Dec-10
75	Jan-11	SOUTH JERSEY INDS INC	SJI	52.24	-0.01098	0	0.003567	-0.0145	Jan-11
75	Feb-11	SOUTH JERSEY INDS INC	SJI	54.86	0.050153	0	0.003683	0.0465	Feb-11

75	Mar-11	SOUTH JERSEY INDS INC	SJI	55.97	0.026887	0.365	0.003558	0.0233	Mar-11
75	Apr-11	SOUTH JERSEY INDS INC	SJI	57.45	0.026443	0	0.003567	0.0229	Apr-11
75	May-11	SOUTH JERSEY INDS INC	SJI	55.97	-0.02576	0	0.003342	-0.0291	May-11
75	Jun-11	SOUTH JERSEY INDS INC	SJI	54.31	-0.02314	0.365	0.003258	-0.0264	Jun-11
75	Jul-11	SOUTH JERSEY INDS INC	SJI	50.5	-0.07015	0	0.003292	-0.0734	Jul-11
75	Aug-11	SOUTH JERSEY INDS INC	SJI	51.53	0.020396	0	0.003042	0.0174	Aug-11
75	Sep-11	SOUTH JERSEY INDS INC	SJI	49.75	-0.02746	0.365	0.002358	-0.0298	Sep-11
75	Oct-11	SOUTH JERSEY INDS INC	SJI	56.31	0.131859	0	0.002392	0.1295	Oct-11
75	Nov-11	SOUTH JERSEY INDS INC	SJI	56.18	-0.00231	0	0.002267	-0.0046	Nov-11
75	Dec-11	SOUTH JERSEY INDS INC	SJI	56.81	0.018378	0.4025	0.002483	0.0159	Dec-11
75	Jan-12	SOUTH JERSEY INDS INC	SJI	54.88	-0.03397	0	0.0021	-0.0361	Jan-12
75	Feb-12	SOUTH JERSEY INDS INC	SJI	52	-0.05248	0	0.002	-0.0545	Feb-12
75	Mar-12	SOUTH JERSEY INDS INC	SJI	50.04	-0.02995	0.4025	0.0022	-0.0322	Mar-12
75	Apr-12	SOUTH JERSEY INDS INC	SJI	49.25	-0.01579	0	0.0025	-0.0183	Apr-12
75	May-12	SOUTH JERSEY INDS INC	SJI	48.41	-0.01706	0	0.0023	-0.0194	May-12
75	Jun-12	SOUTH JERSEY INDS INC	SJI	50.97	0.061196	0.4025	0.0018	0.0594	Jun-12
	Jul-12	SOUTH JERSEY INDS INC	SJI	52.86	0.037081	0	0.002	0.0351	Jul-12
	Aug-12	SOUTH JERSEY INDS INC	SJI	50.62	-0.04238	0	0.0018	-0.0442	Aug-12
	Sep-12	SOUTH JERSEY INDS INC	SJI	52.93	0.053595	0.403	0.0017	0.0519	Sep-12
	Oct-12	SOUTH JERSEY INDS INC	SJI	50.59	-0.04421	0	0.0021	-0.0463	Oct-12
	Nov-12	SOUTH JERSEY INDS INC	SJI	49.97	-0.01226	0	0.0019	-0.0142	Nov-12
	Dec-12	SOUTH JERSEY INDS INC	SJI	50.33	0.01607	0.443	0.0019	0.0142	Dec-12
	Jan-13	SOUTH JERSEY INDS INC	SJI	54.28	0.078482	0	0.0022	0.0763	Jan-13
	Feb-13	SOUTH JERSEY INDS INC	SJI	55.14	0.015844	0	0.0022	0.0136	Feb-13
	Mar-13	SOUTH JERSEY INDS INC	SJI	55.59	0.016195	0.443	0.0021	0.0141	Mar-13
	Apr-13	SOUTH JERSEY INDS INC	SJI	61.7	0.109912	0	0.0026	0.1073	Apr-13
	May-13	SOUTH JERSEY INDS INC	SJI	58.42	-0.05316	0	0.0023	-0.0555	May-13
	Jun-13	SOUTH JERSEY INDS INC	SJI	57.41	-0.00971	0.443	0.0024	-0.0121	Jun-13
	Jul-13	SOUTH JERSEY INDS INC	SJI	61.1	0.064275	0	0.003	0.0613	Jul-13
	Aug-13	SOUTH JERSEY INDS INC	SJI	57.76	-0.05466	0	0.0028	-0.0575	Aug-13
	Sep-13	SOUTH JERSEY INDS INC	SJI	58.58	0.021866	0.443	0.0029	0.0190	Sep-13
	Oct-13	SOUTH JERSEY INDS INC	SJI	59.55	0.016559	0	0.0029	0.0137	Oct-13
	Nov-13	SOUTH JERSEY INDS INC	SJI	56.7	-0.04786	0	0.0027	-0.0506	Nov-13
	Dec-13	SOUTH JERSEY INDS INC	SJI	55.96	-0.00472	0.4725	0.0031	-0.0078	Dec-13
	Jan-14	SOUTH JERSEY INDS INC	SJI	53.34	-0.04682	0	0.0032	-0.0500	Jan-14
	Feb-14	SOUTH JERSEY INDS INC	SJI	57.18	0.071991	0	0.0026	0.0694	Feb-14
	Mar-14	SOUTH JERSEY INDS INC	SJI	56.09	-0.0108	0.4725	0.0029	-0.0137	Mar-14
	Apr-14	SOUTH JERSEY INDS INC	SJI	57.45	0.024247	0	0.0028	0.0214	Apr-14
	May-14	SOUTH JERSEY INDS INC	SJI	57.52	0.001218	0	0.0028	-0.0016	May-14
	Jun-14	SOUTH JERSEY INDS INC	SJI	60.41	0.058458	0.4725	0.0025	0.0560	Jun-14
	Jul-14	SOUTH JERSEY INDS INC	SJI	53.57	-0.11323	0	0.0027	-0.1159	Jul-14

Aug-14	SOUTH JERSEY INDS INC	SJI	57.95	0.081762	0	0.0026	0.0792	Aug-14
Sep-14	SOUTH JERSEY INDS INC	SJI	53.36	-0.07105	0.4725	0.0023	-0.0734	Sep-14
Oct-14	SOUTH JERSEY INDS INC	SJI	58.64	0.098951	0	0.0025	0.0965	Oct-14
Nov-14	SOUTH JERSEY INDS INC	SJI	57.08	-0.0266	0	0.0023	-0.0289	Nov-14
Dec-14	SOUTH JERSEY INDS INC	SJI	58.93	0.041214	0.5025	0.0022	0.0390	Dec-14
Jan-15	SOUTH JERSEY INDS INC	SJI	58.25	-0.01154	0	0.002	-0.0135	Jan-15
Feb-15	SOUTH JERSEY INDS INC	SJI	56.68	-0.02695	0	0.0015	-0.0285	Feb-15
Mar-15	SOUTH JERSEY INDS INC	SJI	54.28	-0.03348	0.5025	0.0021	-0.0356	Mar-15
Apr-15	SOUTH JERSEY INDS INC	SJI	52.75	-0.02819	0	0.0019	-0.0301	Apr-15
May-15	SOUTH JERSEY INDS INC	SJI	26.39	-0.49972	0	0.002	-0.5017	May-15 2:1 stock split 5/8/15
Jun-15	SOUTH JERSEY INDS INC	SJI	24.73	-0.05338	0.25125	0.003492	-0.0569	Jun-15
Jul-15	SOUTH JERSEY INDS INC	SJI	24.24	-0.01981	0	0.003458	-0.0233	Jul-15
Aug-15	SOUTH JERSEY INDS INC	SJI	24.1	-0.00578	0	0.003367	-0.0091	Aug-15
Sep-15	SOUTH JERSEY INDS INC	SJI	25.25	0.058143	0.25125	0.003392	0.054751	Sep-15
Oct-15	SOUTH JERSEY INDS INC	SJI	26.51	0.049901	0	0.003292	0.046609	Oct-15
Nov-15	SOUTH JERSEY INDS INC	SJI	22.96	-0.13391	0	0.003383	-0.137295	Nov-15
Dec-15	SOUTH JERSEY INDS INC	SJI	23.52	0.035878	0.26375	0.003308	0.032569	Dec-15
Jan-16	SOUTH JERSEY INDS INC	SJI	24.86	0.056973	0	0.003333	0.053639	Jan-16
Feb-16	SOUTH JERSEY INDS INC	SJI	25.45	0.023733	0	0.0033	0.020433	Feb-16
Mar-16	SOUTH JERSEY INDS INC	SJI	28.45	0.128242	0.26375	0.003183	0.125058	Mar-16
Apr-16	SOUTH JERSEY INDS INC	SJI	27.91	-0.01898	0	0.003183	-0.022164	Apr-16
May-16	SOUTH JERSEY INDS INC	SJI	28.89	0.035113	0	0.003042	0.032071	May-16
Jun-16	SOUTH JERSEY INDS INC	SJI	31.62	0.103626	0.26375	0.002917	0.100709	Jun-16
Jul-16	SOUTH JERSEY INDS INC	SJI	31.88	0.008223	0	0.002733	0.005489	Jul-16
Aug-16	SOUTH JERSEY INDS INC	SJI	29.68	-0.06901	0	0.002767	-0.071775	Aug-16
Sep-16	SOUTH JERSEY INDS INC	SJI	29.55	0.004506	0.26375	0.002842	0.001665	Sep-16
Oct-16	SOUTH JERSEY INDS INC	SJI	29.65	0.003384	0	0.002842	0.000542	Oct-16
Nov-16	SOUTH JERSEY INDS INC	SJI	33	0.112985	0	0.003217	0.109768	Nov-16
Dec-16	SOUTH JERSEY INDS INC	SJI	33.69	0.029167	0.2725	0.003383	0.025783	Dec-16
Jan-17	SOUTH JERSEY INDS INC	SJI	33	-0.02048	0	0.003267	-0.023748	Jan-17
Feb-17	SOUTH JERSEY INDS INC	SJI	35.02	0.061212	0	0.003292	0.05792	Feb-17
Mar-17	SOUTH JERSEY INDS INC	SJI	35.65	0.025771	0.2725	0.003292	0.022479	Mar-17
Apr-17	SOUTH JERSEY INDS INC	SJI	37.52	0.052454	0	0.003225	0.049229	Apr-17
May-17	SOUTH JERSEY INDS INC	SJI	36.41	-0.02958	0	0.003208	-0.032793	May-17
Jun-17	SOUTH JERSEY INDS INC	SJI	34.17	-0.05404	0.2725	0.003067	-0.057104	Jun-17
Jul-17	SOUTH JERSEY INDS INC	SJI	33.97	-0.00585	0	0.00315	-0.009003	Jul-17
Aug-17	SOUTH JERSEY INDS INC	SJI	35.88	0.056226	0	0.003083	0.053143	Aug-17
Sep-17	SOUTH JERSEY INDS INC	SJI	34.53	-0.03003	0.2725	0.003025	-0.033056	Sep-17
Oct-17	SOUTH JERSEY INDS INC	SJI	33.97	-0.01622	0	0.003	-0.019218	Oct-17
Nov-17	SOUTH JERSEY INDS INC	SJI	33.86	-0.00324	0	0.003	-0.006238	Nov-17
Dec-17	SOUTH JERSEY INDS INC	SJI	31.23	-0.0694	0.28	0.002925	-0.072328	Dec-17

Jan-18	SOUTH JERSEY INDS INC	SJI	29.44	-0.05732	0	0.002925	-0.060242	Jan-18
Feb-18	SOUTH JERSEY INDS INC	SJI	26.21	-0.10971	0	0.002958	-0.112673	Feb-18
Mar-18	SOUTH JERSEY INDS INC	SJI	28.16	0.085082	0.28	0.003225	0.081857	Mar-18
Apr-18	SOUTH JERSEY INDS INC	SJI	30.9	0.097301	0	0.003208	0.094093	Apr-18
May-18	SOUTH JERSEY INDS INC	SJI	33.12	0.071845	0	0.003325	0.06852	May-18
Jun-18	SOUTH JERSEY INDS INC	SJI	33.47	0.019022	0.28	0.0033	0.015722	Jun-18
Jul-18	SOUTH JERSEY INDS INC	SJI	33.93	0.013744	0	0.003225	0.010519	Jul-18
Aug-18	SOUTH JERSEY INDS INC	SJI	33.18	-0.0221	0	0.003233	-0.025338	Aug-18
Sep-18	SOUTH JERSEY INDS INC	SJI	35.27	0.071429	0.28	0.003233	0.068195	Sep-18
Oct-18	SOUTH JERSEY INDS INC	SJI	29.54	-0.16246	0	0.00345	-0.165911	Oct-18
Nov-18	SOUTH JERSEY INDS INC	SJI	31.2	0.056195	0	0.003517	0.052678	Nov-18
Dec-18	SOUTH JERSEY INDS INC	SJI	27.8	-0.09976	0.2875	0.00335	-0.10311	Dec-18
Jan-19	SOUTH JERSEY INDS INC	SJI	29.78	0.071223	0	0.003275	0.067948	Jan-19
Feb-19	SOUTH JERSEY INDS INC	SJI	28.95	-0.02787	0	0.003158	-0.031029	Feb-19
Mar-19	SOUTH JERSEY INDS INC	SJI	32.07	0.117703	0.2875	0.003158	0.114545	Mar-19
Apr-19	SOUTH JERSEY INDS INC	SJI	32.12	0.001559	0	0.003075	-0.001516	Apr-19
May-19	SOUTH JERSEY INDS INC	SJI	31.55	-0.01775	0	0.003058	-0.020804	May-19
Jun-19	SOUTH JERSEY INDS INC	SJI	33.73	0.078209	0.2875	0.003058	0.075151	Jun-19
Jul-19	SOUTH JERSEY INDS INC	SJI	34.05	0.009487	0	0.002742	0.006745	Jul-19
Aug-19	SOUTH JERSEY INDS INC	SJI	32.34	-0.05022	0	0.002742	-0.052962	Aug-19
Sep-19	SOUTH JERSEY INDS INC	SJI	32.91	0.026515	0.2875	0.002483	0.024032	Sep-19
Oct-19	SOUTH JERSEY INDS INC	SJI	32.16	-0.02279	0	0.002525	-0.025314	Oct-19
Nov-19	SOUTH JERSEY INDS INC	SJI	31.24	-0.02861	0	0.002558	-0.031165	Nov-19
Dec-19	SOUTH JERSEY INDS INC	SJI	32.98	0.065141	0.295	0.002508	0.062633	Dec-19
Jan-20	SOUTH JERSEY INDS INC	SJI	30.8	-0.0661	0	0.00235	-0.068451	Jan-20
Feb-20	SOUTH JERSEY INDS INC	SJI	27.05	-0.12175	0	0.00245	-0.124203	Feb-20
Mar-20	SOUTH JERSEY INDS INC	SJI	25	-0.06488	0.295	0.002317	-0.067197	Mar-20
Apr-20	SOUTH JERSEY INDS INC	SJI	28.59	0.1436	0	0.002025	0.141575	Apr-20
May-20	SOUTH JERSEY INDS INC	SJI	28.36	-0.00804	0	0.002075	-0.01012	May-20
Jun-20	SOUTH JERSEY INDS INC	SJI	24.99	-0.10843	0.295	0.002008	-0.110436	Jun-20
Jul-20	SOUTH JERSEY INDS INC	SJI	23.33	-0.06643	0	0.001692	-0.068118	Jul-20
Aug-20	SOUTH JERSEY INDS INC	SJI	22.15	-0.05058	0	0.001875	-0.052454	Aug-20
Sep-20	SOUTH JERSEY INDS INC	SJI	19.27	-0.1167	0.295	0.001925	-0.118629	Sep-20
Oct-20	SOUTH JERSEY INDS INC	SJI	19.27	0	0	0.001958	-0.001958	Oct-20
Nov-20	SOUTH JERSEY INDS INC	SJI	23.02	0.194603	0	0.001917	0.192686	Nov-20
Dec-20	SOUTH JERSEY INDS INC	SJI	21.55	-0.05072	0.3025	0.001883	-0.0526	Dec-20
Jan-21	SOUTH JERSEY INDS INC	SJI	23.1	0.071926	0	0.002042	0.069884	Jan-21
Feb-21	SOUTH JERSEY INDS INC	SJI	25.11	0.087013	0	0.00225	0.084763	Feb-21
Mar-21	SOUTH JERSEY INDS INC	SJI	22.58	-0.08871	0.3025	0.002533	-0.091243	Mar-21

Unique Index Number	Trading Date	Company Name	Ticker	Closing Price	Total Return	Dividend Amount	IbbotRf	RP	Trading Date
	Jan-26						0.0031		Jan-26
	Feb-26						0.0028		Feb-26
	Mar-26						0.0032		Mar-26
	Apr-26						0.0030		Apr-26
	May-26						0.0028		May-26
	Jun-26						0.0033		Jun-26
	Jul-26						0.0031		Jul-26
	Aug-26						0.0031		Aug-26
	Sep-26						0.0030		Sep-26
	Oct-26						0.0030		Oct-26
	Nov-26						0.0031		Nov-26
	Dec-26						0.0030		Dec-26
	Jan-27						0.0030		Jan-27
	Feb-27						0.0027		Feb-27
	Mar-27						0.0029		Mar-27
	Apr-27						0.0027		Apr-27
	May-27						0.0028		May-27
	Jun-27						0.0027		Jun-27
	Jul-27						0.0027		Jul-27
	Aug-27						0.0029		Aug-27
	Sep-27						0.0027		Sep-27
	Oct-27						0.0028		Oct-27
	Nov-27						0.0027		Nov-27
	Dec-27						0.0027		Dec-27
	Jan-28						0.0027		Jan-28
	Feb-28						0.0025		Feb-28
	Mar-28						0.0027		Mar-28
	Apr-28						0.0026		Apr-28
	May-28						0.0027		May-28
	Jun-28						0.0027		Jun-28
	Jul-28						0.0027		Jul-28
	Aug-28						0.0029		Aug-28
	Sep-28						0.0027		Sep-28

Oct-28	0.0030	Oct-28
Nov-28	0.0027	Nov-28
Dec-28	0.0029	Dec-28
Jan-29	0.0029	Jan-29
Feb-29	0.0027	Feb-29
Mar-29	0.0028	Mar-29
Apr-29	0.0034	Apr-29
May-29	0.0030	May-29
Jun-29	0.0029	Jun-29
Jul-29	0.0032	Jul-29
Aug-29	0.0030	Aug-29
Sep-29	0.0032	Sep-29
Oct-29	0.0031	Oct-29
Nov-29	0.0026	Nov-29
Dec-29	0.0031	Dec-29
Jan-30	0.0029	Jan-30
Feb-30	0.0026	Feb-30
Mar-30	0.0029	Mar-30
Apr-30	0.0027	Apr-30
May-30	0.0027	May-30
Jun-30	0.0029	Jun-30
Jul-30	0.0028	Jul-30
Aug-30	0.0026	Aug-30
Sep-30	0.0029	Sep-30
Oct-30	0.0027	Oct-30
Nov-30	0.0026	Nov-30
Dec-30	0.0028	Dec-30
Jan-31	0.0028	Jan-31
Feb-31	0.0026	Feb-31
Mar-31	0.0029	Mar-31
Apr-31	0.0027	Apr-31
May-31	0.0026	May-31
Jun-31	0.0028	Jun-31
Jul-31	0.0027	Jul-31
Aug-31	0.0027	Aug-31
Sep-31	0.0027	Sep-31

Oct-31	0.0029	Oct-31
Nov-31	0.0031	Nov-31
Dec-31	0.0032	Dec-31
Jan-32	0.0032	Jan-32
Feb-32	0.0032	Feb-32
Mar-32	0.0031	Mar-32
Apr-32	0.0030	Apr-32
May-32	0.0028	May-32
Jun-32	0.0028	Jun-32
Jul-32	0.0028	Jul-32
Aug-32	0.0028	Aug-32
Sep-32	0.0026	Sep-32
Oct-32	0.0027	Oct-32
Nov-32	0.0026	Nov-32
Dec-32	0.0027	Dec-32
Jan-33	0.0027	Jan-33
Feb-33	0.0023	Feb-33
Mar-33	0.0027	Mar-33
Apr-33	0.0025	Apr-33
May-33	0.0028	May-33
Jun-33	0.0025	Jun-33
Jul-33	0.0026	Jul-33
Aug-33	0.0026	Aug-33
Sep-33	0.0025	Sep-33
Oct-33	0.0026	Oct-33
Nov-33	0.0025	Nov-33
Dec-33	0.0028	Dec-33
Jan-34	0.0029	Jan-34
Feb-34	0.0024	Feb-34
Mar-34	0.0027	Mar-34
Apr-34	0.0025	Apr-34
May-34	0.0025	May-34
Jun-34	0.0024	Jun-34
Jul-34	0.0024	Jul-34
Aug-34	0.0024	Aug-34
Sep-34	0.0023	Sep-34

Oct-34	0.0027	Oct-34
Nov-34	0.0025	Nov-34
Dec-34	0.0025	Dec-34
Jan-35	0.0025	Jan-35
Feb-35	0.0021	Feb-35
Mar-35	0.0022	Mar-35
Apr-35	0.0023	Apr-35
May-35	0.0023	May-35
Jun-35	0.0022	Jun-35
Jul-35	0.0024	Jul-35
Aug-35	0.0023	Aug-35
Sep-35	0.0023	Sep-35
Oct-35	0.0023	Oct-35
Nov-35	0.0024	Nov-35
Dec-35	0.0024	Dec-35
Jan-36	0.0024	Jan-36
Feb-36	0.0023	Feb-36
Mar-36	0.0024	Mar-36
Apr-36	0.0022	Apr-36
May-36	0.0022	May-36
Jun-36	0.0024	Jun-36
Jul-36	0.0023	Jul-36
Aug-36	0.0023	Aug-36
Sep-36	0.0021	Sep-36
Oct-36	0.0023	Oct-36
Nov-36	0.0022	Nov-36
Dec-36	0.0022	Dec-36
Jan-37	0.0021	Jan-37
Feb-37	0.0020	Feb-37
Mar-37	0.0022	Mar-37
Apr-37	0.0023	Apr-37
May-37	0.0022	May-37
Jun-37	0.0025	Jun-37
Jul-37	0.0024	Jul-37
Aug-37	0.0023	Aug-37
Sep-37	0.0023	Sep-37

Oct-37	0.0023	Oct-37
Nov-37	0.0024	Nov-37
Dec-37	0.0023	Dec-37
Jan-38	0.0023	Jan-38
Feb-38	0.0021	Feb-38
Mar-38	0.0023	Mar-38
Apr-38	0.0022	Apr-38
May-38	0.0022	May-38
Jun-38	0.0021	Jun-38
Jul-38	0.0021	Jul-38
Aug-38	0.0022	Aug-38
Sep-38	0.0021	Sep-38
Oct-38	0.0022	Oct-38
Nov-38	0.0021	Nov-38
Dec-38	0.0022	Dec-38
Jan-39	0.0021	Jan-39
Feb-39	0.0019	Feb-39
Mar-39	0.0021	Mar-39
Apr-39	0.0019	Apr-39
May-39	0.0020	May-39
Jun-39	0.0018	Jun-39
Jul-39	0.0019	Jul-39
Aug-39	0.0018	Aug-39
Sep-39	0.0019	Sep-39
Oct-39	0.0023	Oct-39
Nov-39	0.0020	Nov-39
Dec-39	0.0019	Dec-39
Jan-40	0.0020	Jan-40
Feb-40	0.0018	Feb-40
Mar-40	0.0019	Mar-40
Apr-40	0.0018	Apr-40
May-40	0.0019	May-40
Jun-40	0.0019	Jun-40
Jul-40	0.0020	Jul-40
Aug-40	0.0019	Aug-40
Sep-40	0.0018	Sep-40

Oct-40	0.0018	Oct-40
Nov-40	0.0018	Nov-40
Dec-40	0.0017	Dec-40
Jan-41	0.0016	Jan-41
Feb-41	0.0016	Feb-41
Mar-41	0.0018	Mar-41
Apr-41	0.0017	Apr-41
May-41	0.0017	May-41
Jun-41	0.0016	Jun-41
Jul-41	0.0016	Jul-41
Aug-41	0.0016	Aug-41
Sep-41	0.0016	Sep-41
Oct-41	0.0016	Oct-41
Nov-41	0.0014	Nov-41
Dec-41	0.0016	Dec-41
Jan-42	0.0021	Jan-42
Feb-42	0.0019	Feb-42
Mar-42	0.0021	Mar-42
Apr-42	0.0020	Apr-42
May-42	0.0019	May-42
Jun-42	0.0021	Jun-42
Jul-42	0.0021	Jul-42
Aug-42	0.0021	Aug-42
Sep-42	0.0020	Sep-42
Oct-42	0.0021	Oct-42
Nov-42	0.0020	Nov-42
Dec-42	0.0021	Dec-42
Jan-43	0.0020	Jan-43
Feb-43	0.0019	Feb-43
Mar-43	0.0021	Mar-43
Apr-43	0.0020	Apr-43
May-43	0.0019	May-43
Jun-43	0.0021	Jun-43
Jul-43	0.0021	Jul-43
Aug-43	0.0021	Aug-43
Sep-43	0.0020	Sep-43

Oct-43	0.0020	Oct-43
Nov-43	0.0021	Nov-43
Dec-43	0.0021	Dec-43
Jan-44	0.0021	Jan-44
Feb-44	0.0020	Feb-44
Mar-44	0.0021	Mar-44
Apr-44	0.0020	Apr-44
May-44	0.0022	May-44
Jun-44	0.0020	Jun-44
Jul-44	0.0021	Jul-44
Aug-44	0.0021	Aug-44
Sep-44	0.0020	Sep-44
Oct-44	0.0021	Oct-44
Nov-44	0.0020	Nov-44
Dec-44	0.0020	Dec-44
Jan-45	0.0021	Jan-45
Feb-45	0.0018	Feb-45
Mar-45	0.0020	Mar-45
Apr-45	0.0019	Apr-45
May-45	0.0019	May-45
Jun-45	0.0019	Jun-45
Jul-45	0.0018	Jul-45
Aug-45	0.0019	Aug-45
Sep-45	0.0018	Sep-45
Oct-45	0.0019	Oct-45
Nov-45	0.0018	Nov-45
Dec-45	0.0018	Dec-45
Jan-46	0.0017	Jan-46
Feb-46	0.0015	Feb-46
Mar-46	0.0016	Mar-46
Apr-46	0.0017	Apr-46
May-46	0.0018	May-46
Jun-46	0.0016	Jun-46
Jul-46	0.0019	Jul-46
Aug-46	0.0017	Aug-46
Sep-46	0.0018	Sep-46

Oct-46	0.0019	Oct-46
Nov-46	0.0018	Nov-46
Dec-46	0.0019	Dec-46
Jan-47	0.0018	Jan-47
Feb-47	0.0016	Feb-47
Mar-47	0.0018	Mar-47
Apr-47	0.0017	Apr-47
May-47	0.0017	May-47
Jun-47	0.0019	Jun-47
Jul-47	0.0018	Jul-47
Aug-47	0.0017	Aug-47
Sep-47	0.0018	Sep-47
Oct-47	0.0018	Oct-47
Nov-47	0.0017	Nov-47
Dec-47	0.0021	Dec-47
Jan-48	0.0020	Jan-48
Feb-48	0.0019	Feb-48
Mar-48	0.0022	Mar-48
Apr-48	0.0020	Apr-48
May-48	0.0018	May-48
Jun-48	0.0021	Jun-48
Jul-48	0.0019	Jul-48
Aug-48	0.0021	Aug-48
Sep-48	0.0020	Sep-48
Oct-48	0.0019	Oct-48
Nov-48	0.0021	Nov-48
Dec-48	0.0020	Dec-48
Jan-49	0.0020	Jan-49
Feb-49	0.0018	Feb-49
Mar-49	0.0019	Mar-49
Apr-49	0.0018	Apr-49
May-49	0.0020	May-49
Jun-49	0.0019	Jun-49
Jul-49	0.0017	Jul-49
Aug-49	0.0019	Aug-49
Sep-49	0.0017	Sep-49

Oct-49	0.0018	Oct-49
Nov-49	0.0017	Nov-49
Dec-49	0.0017	Dec-49
Jan-50	0.0018	Jan-50
Feb-50	0.0016	Feb-50
Mar-50	0.0018	Mar-50
Apr-50	0.0016	Apr-50
May-50	0.0019	May-50
Jun-50	0.0017	Jun-50
Jul-50	0.0018	Jul-50
Aug-50	0.0018	Aug-50
Sep-50	0.0017	Sep-50
Oct-50	0.0019	Oct-50
Nov-50	0.0018	Nov-50
Dec-50	0.0018	Dec-50
Jan-51	0.0020	Jan-51
Feb-51	0.0017	Feb-51
Mar-51	0.0019	Mar-51
Apr-51	0.0020	Apr-51
May-51	0.0021	May-51
Jun-51	0.0020	Jun-51
Jul-51	0.0023	Jul-51
Aug-51	0.0021	Aug-51
Sep-51	0.0019	Sep-51
Oct-51	0.0023	Oct-51
Nov-51	0.0021	Nov-51
Dec-51	0.0022	Dec-51
Jan-52	0.0023	Jan-52
Feb-52	0.0021	Feb-52
Mar-52	0.0023	Mar-52
Apr-52	0.0022	Apr-52
May-52	0.0020	May-52
Jun-52	0.0022	Jun-52
Jul-52	0.0022	Jul-52
Aug-52	0.0021	Aug-52
Sep-52	0.0023	Sep-52

Oct-52	0.0023	Oct-52
Nov-52	0.0021	Nov-52
Dec-52	0.0024	Dec-52
Jan-53	0.0023	Jan-53
Feb-53	0.0021	Feb-53
Mar-53	0.0025	Mar-53
Apr-53	0.0024	Apr-53
May-53	0.0024	May-53
Jun-53	0.0027	Jun-53
Jul-53	0.0025	Jul-53
Aug-53	0.0025	Aug-53
Sep-53	0.0025	Sep-53
Oct-53	0.0023	Oct-53
Nov-53	0.0024	Nov-53
Dec-53	0.0024	Dec-53
Jan-54	0.0023	Jan-54
Feb-54	0.0022	Feb-54
Mar-54	0.0025	Mar-54
Apr-54	0.0022	Apr-54
May-54	0.0020	May-54
Jun-54	0.0025	Jun-54
Jul-54	0.0022	Jul-54
Aug-54	0.0023	Aug-54
Sep-54	0.0022	Sep-54
Oct-54	0.0021	Oct-54
Nov-54	0.0023	Nov-54
Dec-54	0.0023	Dec-54
Jan-55	0.0022	Jan-55
Feb-55	0.0022	Feb-55
Mar-55	0.0024	Mar-55
Apr-55	0.0022	Apr-55
May-55	0.0025	May-55
Jun-55	0.0023	Jun-55
Jul-55	0.0023	Jul-55
Aug-55	0.0027	Aug-55
Sep-55	0.0024	Sep-55

Oct-55	0.0025	Oct-55
Nov-55	0.0024	Nov-55
Dec-55	0.0024	Dec-55
Jan-56	0.0025	Jan-56
Feb-56	0.0023	Feb-56
Mar-56	0.0023	Mar-56
Apr-56	0.0026	Apr-56
May-56	0.0026	May-56
Jun-56	0.0023	Jun-56
Jul-56	0.0026	Jul-56
Aug-56	0.0026	Aug-56
Sep-56	0.0025	Sep-56
Oct-56	0.0029	Oct-56
Nov-56	0.0027	Nov-56
Dec-56	0.0028	Dec-56
Jan-57	0.0029	Jan-57
Feb-57	0.0025	Feb-57
Mar-57	0.0026	Mar-57
Apr-57	0.0029	Apr-57
May-57	0.0029	May-57
Jun-57	0.0025	Jun-57
Jul-57	0.0033	Jul-57
Aug-57	0.0030	Aug-57
Sep-57	0.0031	Sep-57
Oct-57	0.0031	Oct-57
Nov-57	0.0029	Nov-57
Dec-57	0.0029	Dec-57
Jan-58	0.0027	Jan-58
Feb-58	0.0025	Feb-58
Mar-58	0.0027	Mar-58
Apr-58	0.0026	Apr-58
May-58	0.0024	May-58
Jun-58	0.0027	Jun-58
Jul-58	0.0027	Jul-58
Aug-58	0.0027	Aug-58
Sep-58	0.0032	Sep-58

Oct-58	0.0032	Oct-58
Nov-58	0.0028	Nov-58
Dec-58	0.0033	Dec-58
Jan-59	0.0031	Jan-59
Feb-59	0.0031	Feb-59
Mar-59	0.0035	Mar-59
Apr-59	0.0033	Apr-59
May-59	0.0033	May-59
Jun-59	0.0036	Jun-59
Jul-59	0.0035	Jul-59
Aug-59	0.0035	Aug-59
Sep-59	0.0034	Sep-59
Oct-59	0.0035	Oct-59
Nov-59	0.0035	Nov-59
Dec-59	0.0036	Dec-59
Jan-60	0.0035	Jan-60
Feb-60	0.0037	Feb-60
Mar-60	0.0036	Mar-60
Apr-60	0.0032	Apr-60
May-60	0.0037	May-60
Jun-60	0.0034	Jun-60
Jul-60	0.0032	Jul-60
Aug-60	0.0034	Aug-60
Sep-60	0.0032	Sep-60
Oct-60	0.0033	Oct-60
Nov-60	0.0032	Nov-60
Dec-60	0.0033	Dec-60
Jan-61	0.0033	Jan-61
Feb-61	0.0030	Feb-61
Mar-61	0.0031	Mar-61
Apr-61	0.0031	Apr-61
May-61	0.0034	May-61
Jun-61	0.0032	Jun-61
Jul-61	0.0033	Jul-61
Aug-61	0.0033	Aug-61
Sep-61	0.0032	Sep-61

Oct-61	0.0034	Oct-61
Nov-61	0.0032	Nov-61
Dec-61	0.0031	Dec-61
Jan-62	0.0037	Jan-62
Feb-62	0.0032	Feb-62
Mar-62	0.0033	Mar-62
Apr-62	0.0033	Apr-62
May-62	0.0032	May-62
Jun-62	0.0030	Jun-62
Jul-62	0.0034	Jul-62
Aug-62	0.0034	Aug-62
Sep-62	0.0030	Sep-62
Oct-62	0.0035	Oct-62
Nov-62	0.0031	Nov-62
Dec-62	0.0032	Dec-62
Jan-63	0.0032	Jan-63
Feb-63	0.0029	Feb-63
Mar-63	0.0031	Mar-63
Apr-63	0.0034	Apr-63
May-63	0.0033	May-63
Jun-63	0.0030	Jun-63
Jul-63	0.0036	Jul-63
Aug-63	0.0033	Aug-63
Sep-63	0.0034	Sep-63
Oct-63	0.0034	Oct-63
Nov-63	0.0032	Nov-63
Dec-63	0.0036	Dec-63
Jan-64	0.0035	Jan-64
Feb-64	0.0032	Feb-64
Mar-64	0.0037	Mar-64
Apr-64	0.0035	Apr-64
May-64	0.0032	May-64
Jun-64	0.0038	Jun-64
Jul-64	0.0035	Jul-64
Aug-64	0.0035	Aug-64
Sep-64	0.0034	Sep-64

Oct-64	0.0034	Oct-64
Nov-64	0.0035	Nov-64
Dec-64	0.0035	Dec-64
Jan-65	0.0033	Jan-65
Feb-65	0.0032	Feb-65
Mar-65	0.0038	Mar-65
Apr-65	0.0033	Apr-65
May-65	0.0033	May-65
Jun-65	0.0038	Jun-65
Jul-65	0.0034	Jul-65
Aug-65	0.0037	Aug-65
Sep-65	0.0035	Sep-65
Oct-65	0.0034	Oct-65
Nov-65	0.0037	Nov-65
Dec-65	0.0037	Dec-65
Jan-66	0.0038	Jan-66
Feb-66	0.0034	Feb-66
Mar-66	0.0040	Mar-66
Apr-66	0.0036	Apr-66
May-66	0.0041	May-66
Jun-66	0.0039	Jun-66
Jul-66	0.0038	Jul-66
Aug-66	0.0043	Aug-66
Sep-66	0.0041	Sep-66
Oct-66	0.0040	Oct-66
Nov-66	0.0038	Nov-66
Dec-66	0.0039	Dec-66
Jan-67	0.0040	Jan-67
Feb-67	0.0034	Feb-67
Mar-67	0.0039	Mar-67
Apr-67	0.0035	Apr-67
May-67	0.0043	May-67
Jun-67	0.0039	Jun-67
Jul-67	0.0043	Jul-67
Aug-67	0.0042	Aug-67
Sep-67	0.0040	Sep-67

Oct-67	0.0045	Oct-67
Nov-67	0.0045	Nov-67
Dec-67	0.0044	Dec-67
Jan-68	0.0050	Jan-68
Feb-68	0.0042	Feb-68
Mar-68	0.0043	Mar-68
Apr-68	0.0049	Apr-68
May-68	0.0046	May-68
Jun-68	0.0042	Jun-68
Jul-68	0.0048	Jul-68
Aug-68	0.0042	Aug-68
Sep-68	0.0044	Sep-68
Oct-68	0.0045	Oct-68
Nov-68	0.0043	Nov-68
Dec-68	0.0049	Dec-68
Jan-69	0.0050	Jan-69
Feb-69	0.0046	Feb-69
Mar-69	0.0047	Mar-69
Apr-69	0.0055	Apr-69
May-69	0.0047	May-69
Jun-69	0.0055	Jun-69
Jul-69	0.0052	Jul-69
Aug-69	0.0048	Aug-69
Sep-69	0.0055	Sep-69
Oct-69	0.0057	Oct-69
Nov-69	0.0049	Nov-69
Dec-69	0.0060	Dec-69
Jan-70	0.0056	Jan-70
Feb-70	0.0052	Feb-70
Mar-70	0.0056	Mar-70
Apr-70	0.0054	Apr-70
May-70	0.0055	May-70
Jun-70	0.0064	Jun-70
Jul-70	0.0059	Jul-70
Aug-70	0.0057	Aug-70
Sep-70	0.0056	Sep-70

	Oct-70						0.0055		Oct-70
	Nov-70						0.0058		Nov-70
	Dec-70						0.0053		Dec-70
	Jan-71						0.0051		Jan-71
	Feb-71						0.0046		Feb-71
	Mar-71						0.0056		Mar-71
	Apr-71						0.0048		Apr-71
	May-71						0.0047		May-71
	Jun-71						0.0056		Jun-71
	Jul-71						0.0052		Jul-71
	Aug-71						0.0055		Aug-71
	Sep-71						0.0049		Sep-71
	Oct-71						0.0047		Oct-71
	Nov-71						0.0051		Nov-71
	Dec-71						0.0050		Dec-71
	Jan-72						0.0050		Jan-72
	Feb-72						0.0047		Feb-72
	Mar-72						0.0049		Mar-72
	Apr-72						0.0048		Apr-72
	May-72						0.0055		May-72
	Jun-72						0.0049		Jun-72
	Jul-72						0.0051		Jul-72
	Aug-72						0.0049		Aug-72
	Sep-72						0.0047		Sep-72
	Oct-72						0.0052		Oct-72
	Nov-72						0.0048		Nov-72
78	Dec-72	SOUTHWEST GAS CORP	SWGS	-14.188	-66	0	0.0045		Dec-72
78	Jan-73	SOUTHWEST GAS CORP	SWGS	-13.938	-0.01762	0	0.0054	-0.0230	Jan-73
78	Feb-73	SOUTHWEST GAS CORP	SWGS	-13.313	-0.02691	0.25	0.0051	-0.0320	Feb-73
78	Mar-73	SOUTHWEST GAS CORP	SWGS	-13.313	0	0	0.0056	-0.0056	Mar-73
78	Apr-73	SOUTHWEST GAS CORP	SWGS	-12.563	-0.05634	0	0.0057	-0.0620	Apr-73
78	May-73	SOUTHWEST GAS CORP	SWGS	-12.438	0.00995	0.25	0.0058	0.0042	May-73
78	Jun-73	SOUTHWEST GAS CORP	SWGS	-12.813	0.030151	0	0.0055	0.0247	Jun-73
78	Jul-73	SOUTHWEST GAS CORP	SWGS	-11.938	-0.06829	0	0.0061	-0.0744	Jul-73
78	Aug-73	SOUTHWEST GAS CORP	SWGS	-11.813	0.010471	0.25	0.0062	0.0043	Aug-73
78	Sep-73	SOUTHWEST GAS CORP	SWGS	-11.813	0	0	0.0055	-0.0055	Sep-73

78	Oct-73	SOUTHWEST GAS CORP	SWGS	-11.875	0.005291	0	0.0063	-0.0010	Oct-73
78	Nov-73	SOUTHWEST GAS CORP	SWGS	-8.8125	-0.23684	0.25	0.0056	-0.2424	Nov-73
78	Dec-73	SOUTHWEST GAS CORP	SWGS	-9.8125	0.113475	0	0.0060	0.1075	Dec-73
78	Jan-74	SOUTHWEST GAS CORP	SWGS	-12.063	0.229299	0	0.0061	0.2232	Jan-74
78	Feb-74	SOUTHWEST GAS CORP	SWGS	-11.563	-0.02073	0.25	0.0055	-0.0262	Feb-74
78	Mar-74	SOUTHWEST GAS CORP	SWGS	-10.938	-0.05405	0	0.0058	-0.0599	Mar-74
78	Apr-74	SOUTHWEST GAS CORP	SWGS	-10.188	-0.06857	0	0.0068	-0.0754	Apr-74
78	May-74	SOUTHWEST GAS CORP	SWGS	-9.125	-0.07976	0.25	0.0068	-0.0866	May-74
78	Jun-74	SOUTHWEST GAS CORP	SWGS	-8.125	-0.10959	0	0.0061	-0.1157	Jun-74
78	Jul-74	SOUTHWEST GAS CORP	SWGS	-8.4375	0.038462	0	0.0072	0.0313	Jul-74
78	Aug-74	SOUTHWEST GAS CORP	SWGS	-7.1875	-0.11852	0.25	0.0065	-0.1250	Aug-74
78	Sep-74	SOUTHWEST GAS CORP	SWGS	-7.8125	0.086957	0	0.0071	0.0799	Sep-74
78	Oct-74	SOUTHWEST GAS CORP	SWGS	-8.0625	0.032	0	0.0070	0.0250	Oct-74
78	Nov-74	SOUTHWEST GAS CORP	SWGS	-7.0625	-0.09302	0.25	0.0062	-0.0992	Nov-74
78	Dec-74	SOUTHWEST GAS CORP	SWGS	-7.3125	0.035398	0	0.0067	0.0287	Dec-74
78	Jan-75	SOUTHWEST GAS CORP	SWGS	-8.5625	0.205128	0.25	0.0068	0.1983	Jan-75
78	Feb-75	SOUTHWEST GAS CORP	SWGS	-7.6875	-0.10219	0	0.0060	-0.1082	Feb-75
78	Mar-75	SOUTHWEST GAS CORP	SWGS	-7.875	0.02439	0	0.0066	0.0178	Mar-75
78	Apr-75	SOUTHWEST GAS CORP	SWGS	-8.3125	0.055556	0	0.0067	0.0489	Apr-75
78	May-75	SOUTHWEST GAS CORP	SWGS	-8.1875	0.015038	0.25	0.0067	0.0083	May-75
78	Jun-75	SOUTHWEST GAS CORP	SWGS	-9.5625	0.167939	0	0.0070	0.1609	Jun-75
78	Jul-75	SOUTHWEST GAS CORP	SWGS	-9.8125	0.026144	0	0.0068	0.0193	Jul-75
78	Aug-75	SOUTHWEST GAS CORP	SWGS	-9.1875	-0.03822	0.25	0.0065	-0.0447	Aug-75
78	Sep-75	SOUTHWEST GAS CORP	SWGS	-9.1875	0	0	0.0073	-0.0073	Sep-75
78	Oct-75	SOUTHWEST GAS CORP	SWGS	-9.9375	0.081633	0	0.0072	0.0744	Oct-75
78	Nov-75	SOUTHWEST GAS CORP	SWGS	-10.063	0.037736	0.25	0.0061	0.0316	Nov-75
78	Dec-75	SOUTHWEST GAS CORP	SWGS	-10.063	0	0	0.0074	-0.0074	Dec-75
78	Jan-76	SOUTHWEST GAS CORP	SWGS	-11.313	0.124224	0	0.0065	0.1177	Jan-76
78	Feb-76	SOUTHWEST GAS CORP	SWGS	-10.313	-0.0663	0.25	0.0060	-0.0723	Feb-76
78	Mar-76	SOUTHWEST GAS CORP	SWGS	-10.563	0.024242	0	0.0071	0.0171	Mar-76
78	Apr-76	SOUTHWEST GAS CORP	SWGS	-10.563	0	0	0.0064	-0.0064	Apr-76
78	May-76	SOUTHWEST GAS CORP	SWGS	-9.9375	-0.0355	0.25	0.0059	-0.0414	May-76
78	Jun-76	SOUTHWEST GAS CORP	SWGS	-9.9375	0	0	0.0073	-0.0073	Jun-76
78	Jul-76	SOUTHWEST GAS CORP	SWGS	-10.438	0.050314	0	0.0065	0.0438	Jul-76
78	Aug-76	SOUTHWEST GAS CORP	SWGS	-10.313	0.011976	0.25	0.0069	0.0051	Aug-76
78	Sep-76	SOUTHWEST GAS CORP	SWGS	-10.563	0.024242	0	0.0064	0.0178	Sep-76

78	Oct-76	SOUTHWEST GAS CORP	SWGS	-10.813	0.023669	0	0.0061	0.0176	Oct-76
78	Nov-76	SOUTHWEST GAS CORP	SWGS	-10.188	-0.03468	0.25	0.0066	-0.0413	Nov-76
78	Dec-76	SOUTHWEST GAS CORP	SWGS	-10.938	0.07362	0	0.0063	0.0673	Dec-76
78	Jan-77	SOUTHWEST GAS CORP	SWGS	-11.438	0.045714	0	0.0059	0.0398	Jan-77
78	Feb-77	SOUTHWEST GAS CORP	SWGS	-10.688	-0.04372	0.25	0.0057	-0.0494	Feb-77
78	Mar-77	SOUTHWEST GAS CORP	SWGS	-10.688	0	0	0.0065	-0.0065	Mar-77
78	Apr-77	SOUTHWEST GAS CORP	SWGS	-11.063	0.035088	0	0.0061	0.0290	Apr-77
78	May-77	SOUTHWEST GAS CORP	SWGS	-10.813	0	0.25	0.0067	-0.0067	May-77
78	Jun-77	SOUTHWEST GAS CORP	SWGS	-11.063	0.023121	0	0.0062	0.0169	Jun-77
78	Jul-77	SOUTHWEST GAS CORP	SWGS	-11.813	0.067797	0	0.0059	0.0619	Jul-77
78	Aug-77	SOUTHWEST GAS CORP	SWGS	-11.313	-0.02116	0.25	0.0067	-0.0279	Aug-77
78	Sep-77	SOUTHWEST GAS CORP	SWGS	-11.438	0.01105	0	0.0061	0.0050	Sep-77
78	Oct-77	SOUTHWEST GAS CORP	SWGS	-11.063	-0.03279	0	0.0063	-0.0391	Oct-77
78	Nov-77	SOUTHWEST GAS CORP	SWGS	-10.813	0	0.25	0.0063	-0.0063	Nov-77
78	Dec-77	SOUTHWEST GAS CORP	SWGS	-10.813	0	0	0.0062	-0.0062	Dec-77
78	Jan-78	SOUTHWEST GAS CORP	SWGS	-11.188	0.034682	0	0.0069	0.0278	Jan-78
78	Feb-78	SOUTHWEST GAS CORP	SWGS	-10.813	-0.01117	0.25	0.0060	-0.0172	Feb-78
78	Mar-78	SOUTHWEST GAS CORP	SWGS	-11.188	0.034682	0	0.0069	0.0278	Mar-78
78	Apr-78	SOUTHWEST GAS CORP	SWGS	-11.563	0.03352	0	0.0063	0.0272	Apr-78
78	May-78	SOUTHWEST GAS CORP	SWGS	-10.563	-0.064	0.26	0.0075	-0.0715	May-78
78	Jun-78	SOUTHWEST GAS CORP	SWGS	-10.938	0.035503	0	0.0069	0.0286	Jun-78
78	Jul-78	SOUTHWEST GAS CORP	SWGS	-11.563	0.057143	0	0.0073	0.0498	Jul-78
78	Aug-78	SOUTHWEST GAS CORP	SWGS	-11.813	0.044108	0.26	0.0070	0.0371	Aug-78
78	Sep-78	SOUTHWEST GAS CORP	SWGS	-11.688	-0.01058	0	0.0065	-0.0171	Sep-78
78	Oct-78	SOUTHWEST GAS CORP	SWGS	-9.9375	-0.14973	0	0.0073	-0.1570	Oct-78
78	Nov-78	SOUTHWEST GAS CORP	SWGS	-11.188	0.15195	0.26	0.0071	0.1449	Nov-78
78	Dec-78	SOUTHWEST GAS CORP	SWGS	-10.563	-0.05587	0	0.0068	-0.0627	Dec-78
78	Jan-79	SOUTHWEST GAS CORP	SWGS	-11.188	0.059172	0	0.0079	0.0513	Jan-79
78	Feb-79	SOUTHWEST GAS CORP	SWGS	-10.938	0.000894	0.26	0.0065	-0.0056	Feb-79
78	Mar-79	SOUTHWEST GAS CORP	SWGS	-11.188	0.022857	0	0.0074	0.0155	Mar-79
78	Apr-79	SOUTHWEST GAS CORP	SWGS	-11.688	0.044693	0	0.0076	0.0371	Apr-79
78	May-79	SOUTHWEST GAS CORP	SWGS	-11.188	-0.01925	0.275	0.0077	-0.0270	May-79
78	Jun-79	SOUTHWEST GAS CORP	SWGS	-11.688	0.044693	0	0.0071	0.0376	Jun-79
78	Jul-79	SOUTHWEST GAS CORP	SWX	12.125	0.037433	0	0.0076	0.0298	Jul-79
78	Aug-79	SOUTHWEST GAS CORP	SWX	12.25	0.03299	0.275	0.0073	0.0257	Aug-79
78	Sep-79	SOUTHWEST GAS CORP	SWX	12.125	-0.0102	0	0.0068	-0.0170	Sep-79

78	Oct-79	SOUTHWEST GAS CORP	SWX	10.875	-0.10309	0	0.0082	-0.1113	Oct-79
78	Nov-79	SOUTHWEST GAS CORP	SWX	10.875	0.025287	0.275	0.0083	0.0170	Nov-79
78	Dec-79	SOUTHWEST GAS CORP	SWX	11.25	0.034483	0	0.0083	0.0262	Dec-79
78	Jan-80	SOUTHWEST GAS CORP	SWX	11.875	0.055556	0	0.0083	0.0473	Jan-80
78	Feb-80	SOUTHWEST GAS CORP	SWX	11.625	0.002105	0.275	0.0084	-0.0063	Feb-80
78	Mar-80	SOUTHWEST GAS CORP	SWX	9.125	-0.21505	0	0.0099	-0.2250	Mar-80
78	Apr-80	SOUTHWEST GAS CORP	SWX	10.75	0.178082	0	0.0100	0.1681	Apr-80
78	May-80	SOUTHWEST GAS CORP	SWX	11.25	0.073488	0.29	0.0087	0.0648	May-80
78	Jun-80	SOUTHWEST GAS CORP	SWX	11.375	0.011111	0	0.0086	0.0025	Jun-80
78	Jul-80	SOUTHWEST GAS CORP	SWX	11.375	0	0	0.0084	-0.0084	Jul-80
78	Aug-80	SOUTHWEST GAS CORP	SWX	10.25	-0.07341	0.29	0.0081	-0.0815	Aug-80
78	Sep-80	SOUTHWEST GAS CORP	SWX	9.375	-0.08537	0	0.0097	-0.0951	Sep-80
78	Oct-80	SOUTHWEST GAS CORP	SWX	10	0.066667	0	0.0097	0.0570	Oct-80
78	Nov-80	SOUTHWEST GAS CORP	SWX	8.875	-0.0835	0.29	0.0091	-0.0926	Nov-80
78	Dec-80	SOUTHWEST GAS CORP	SWX	9.25	0.042254	0	0.0108	0.0315	Dec-80
78	Jan-81	SOUTHWEST GAS CORP	SWX	10.25	0.108108	0	0.0094	0.0987	Jan-81
78	Feb-81	SOUTHWEST GAS CORP	SWX	10	0.003902	0.29	0.0088	-0.0049	Feb-81
78	Mar-81	SOUTHWEST GAS CORP	SWX	10	0	0	0.0111	-0.0111	Mar-81
78	Apr-81	SOUTHWEST GAS CORP	SWX	9.375	-0.0625	0	0.0101	-0.0726	Apr-81
78	May-81	SOUTHWEST GAS CORP	SWX	9.75	0.070933	0.29	0.0104	0.0605	May-81
78	Jun-81	SOUTHWEST GAS CORP	SWX	9.5	-0.02564	0	0.0109	-0.0365	Jun-81
78	Jul-81	SOUTHWEST GAS CORP	SWX	9.125	-0.03947	0	0.0109	-0.0504	Jul-81
78	Aug-81	SOUTHWEST GAS CORP	SWX	8.875	0.004384	0.29	0.0110	-0.0066	Aug-81
78	Sep-81	SOUTHWEST GAS CORP	SWX	8.5	-0.04225	0	0.0114	-0.0537	Sep-81
78	Oct-81	SOUTHWEST GAS CORP	SWX	8.375	-0.01471	0	0.0117	-0.0264	Oct-81
78	Nov-81	SOUTHWEST GAS CORP	SWX	9.625	0.183881	0.29	0.0113	0.1726	Nov-81
78	Dec-81	SOUTHWEST GAS CORP	SWX	8.5	-0.11688	0	0.0100	-0.1269	Dec-81
78	Jan-82	SOUTHWEST GAS CORP	SWX	9.375	0.102941	0	0.0108	0.0921	Jan-82
78	Feb-82	SOUTHWEST GAS CORP	SWX	8.875	-0.0224	0.29	0.0103	-0.0327	Feb-82
78	Mar-82	SOUTHWEST GAS CORP	SWX	8.625	-0.02817	0	0.0124	-0.0406	Mar-82
78	Apr-82	SOUTHWEST GAS CORP	SWX	8.75	0.014493	0	0.0112	0.0033	Apr-82
78	May-82	SOUTHWEST GAS CORP	SWX	9.375	0.104571	0.29	0.0101	0.0945	May-82
78	Jun-82	SOUTHWEST GAS CORP	SWX	8.75	-0.06667	0	0.0120	-0.0787	Jun-82
78	Jul-82	SOUTHWEST GAS CORP	SWX	8.75	0	0	0.0114	-0.0114	Jul-82
78	Aug-82	SOUTHWEST GAS CORP	SWX	9.125	0.076	0.29	0.0112	0.0648	Aug-82
78	Sep-82	SOUTHWEST GAS CORP	SWX	9.25	0.013699	0	0.0100	0.0037	Sep-82

78	Oct-82	SOUTHWEST GAS CORP	SWX	10.375	0.121622	0	0.0091	0.1125	Oct-82
78	Nov-82	SOUTHWEST GAS CORP	SWX	9.625	-0.04434	0.29	0.0094	-0.0537	Nov-82
78	Dec-82	SOUTHWEST GAS CORP	SWX	9.875	0.025974	0	0.0093	0.0167	Dec-82
78	Jan-83	SOUTHWEST GAS CORP	SWX	10.75	0.088608	0	0.0087	0.0799	Jan-83
78	Feb-83	SOUTHWEST GAS CORP	SWX	10	-0.04279	0.29	0.0081	-0.0509	Feb-83
78	Mar-83	SOUTHWEST GAS CORP	SWX	10.25	0.025	0	0.0089	0.0161	Mar-83
78	Apr-83	SOUTHWEST GAS CORP	SWX	11	0.073171	0	0.0085	0.0647	Apr-83
78	May-83	SOUTHWEST GAS CORP	SWX	10.625	-0.00773	0.29	0.0091	-0.0168	May-83
78	Jun-83	SOUTHWEST GAS CORP	SWX	10.5	-0.01177	0	0.0090	-0.0208	Jun-83
78	Jul-83	SOUTHWEST GAS CORP	SWX	10.875	0.035714	0	0.0088	0.0269	Jul-83
78	Aug-83	SOUTHWEST GAS CORP	SWX	10.25	-0.03081	0.29	0.0103	-0.0411	Aug-83
78	Sep-83	SOUTHWEST GAS CORP	SWX	11.125	0.085366	0	0.0096	0.0758	Sep-83
78	Oct-83	SOUTHWEST GAS CORP	SWX	13.125	0.179775	0	0.0095	0.1703	Oct-83
78	Nov-83	SOUTHWEST GAS CORP	SWX	12.625	-0.01524	0.3	0.0094	-0.0246	Nov-83
78	Dec-83	SOUTHWEST GAS CORP	SWX	12.75	0.009901	0	0.0094	0.0005	Dec-83
78	Jan-84	SOUTHWEST GAS CORP	SWX	12.875	0.009804	0	0.0103	-0.0005	Jan-84
78	Feb-84	SOUTHWEST GAS CORP	SWX	12.25	-0.02524	0.3	0.0092	-0.0344	Feb-84
78	Mar-84	SOUTHWEST GAS CORP	SWX	12	-0.02041	0	0.0098	-0.0302	Mar-84
78	Apr-84	SOUTHWEST GAS CORP	SWX	12.25	0.020833	0	0.0104	0.0104	Apr-84
78	May-84	SOUTHWEST GAS CORP	SWX	10.75	-0.09796	0.3	0.0103	-0.1083	May-84
78	Jun-84	SOUTHWEST GAS CORP	SWX	11.75	0.093023	0	0.0106	0.0824	Jun-84
78	Jul-84	SOUTHWEST GAS CORP	SWX	11.5	-0.02128	0	0.0116	-0.0329	Jul-84
78	Aug-84	SOUTHWEST GAS CORP	SWX	11.125	-0.00652	0.3	0.0106	-0.0171	Aug-84
78	Sep-84	SOUTHWEST GAS CORP	SWX	12.25	0.101124	0	0.0094	0.0917	Sep-84
78	Oct-84	SOUTHWEST GAS CORP	SWX	12.625	0.030612	0	0.0108	0.0198	Oct-84
78	Nov-84	SOUTHWEST GAS CORP	SWX	12.5	0.013861	0.3	0.0091	0.0048	Nov-84
78	Dec-84	SOUTHWEST GAS CORP	SWX	14	0.12	0	0.0098	0.1102	Dec-84
78	Jan-85	SOUTHWEST GAS CORP	SWX	14.5	0.035714	0	0.0096	0.0261	Jan-85
78	Feb-85	SOUTHWEST GAS CORP	SWX	14.625	0.02931	0.3	0.0082	0.0211	Feb-85
78	Mar-85	SOUTHWEST GAS CORP	SWX	15.875	0.08547	0	0.0094	0.0761	Mar-85
78	Apr-85	SOUTHWEST GAS CORP	SWX	16.125	0.015748	0	0.0102	0.0055	Apr-85
78	May-85	SOUTHWEST GAS CORP	SWX	16.875	0.065736	0.31	0.0097	0.0560	May-85
78	Jun-85	SOUTHWEST GAS CORP	SWX	17.75	0.051852	0	0.0080	0.0439	Jun-85
78	Jul-85	SOUTHWEST GAS CORP	SWX	17.625	-0.00704	0	0.0094	-0.0164	Jul-85
78	Aug-85	SOUTHWEST GAS CORP	SWX	17.75	0.024681	0.31	0.0085	0.0162	Aug-85
78	Sep-85	SOUTHWEST GAS CORP	SWX	16.5	-0.07042	0	0.0088	-0.0792	Sep-85

78	Oct-85	SOUTHWEST GAS CORP	SWX	17.875	0.083333	0	0.0089	0.0744	Oct-85
78	Nov-85	SOUTHWEST GAS CORP	SWX	17.5	-0.00364	0.31	0.0081	-0.0117	Nov-85
78	Dec-85	SOUTHWEST GAS CORP	SWX	18	0.028571	0	0.0086	0.0200	Dec-85
78	Jan-86	SOUTHWEST GAS CORP	SWX	18	0	0	0.0079	-0.0079	Jan-86
78	Feb-86	SOUTHWEST GAS CORP	SWX	18	0.017778	0.32	0.0073	0.0105	Feb-86
78	Mar-86	SOUTHWEST GAS CORP	SWX	19.25	0.069444	0	0.0071	0.0623	Mar-86
78	Apr-86	SOUTHWEST GAS CORP	SWX	19	-0.01299	0	0.0063	-0.0193	Apr-86
78	May-86	SOUTHWEST GAS CORP	SWX	18.25	-0.02263	0.32	0.0062	-0.0288	May-86
78	Jun-86	SOUTHWEST GAS CORP	SWX	19	0.041096	0	0.0070	0.0341	Jun-86
78	Jul-86	SOUTHWEST GAS CORP	SWX	19.375	0.019737	0	0.0066	0.0131	Jul-86
78	Aug-86	SOUTHWEST GAS CORP	SWX	20.25	0.061677	0.32	0.0063	0.0554	Aug-86
78	Sep-86	SOUTHWEST GAS CORP	SWX	19	-0.06173	0	0.0065	-0.0682	Sep-86
78	Oct-86	SOUTHWEST GAS CORP	SWX	20.25	0.065789	0	0.0069	0.0589	Oct-86
78	Nov-86	SOUTHWEST GAS CORP	SWX	19.625	-0.01506	0.32	0.0059	-0.0210	Nov-86
78	Dec-86	SOUTHWEST GAS CORP	SWX	17.875	-0.08917	0	0.0070	-0.0962	Dec-86
78	Jan-87	SOUTHWEST GAS CORP	SWX	21	0.174825	0	0.0064	0.1684	Jan-87
78	Feb-87	SOUTHWEST GAS CORP	SWX	21.5	0.039048	0.32	0.0059	0.0331	Feb-87
78	Mar-87	SOUTHWEST GAS CORP	SWX	26.375	0.226744	0	0.0066	0.2201	Mar-87
78	Apr-87	SOUTHWEST GAS CORP	SWX	22.875	-0.1327	0	0.0065	-0.1392	Apr-87
78	May-87	SOUTHWEST GAS CORP	SWX	22.125	-0.0188	0.32	0.0066	-0.0254	May-87
78	Jun-87	SOUTHWEST GAS CORP	SWX	25.75	0.163842	0	0.0075	0.1563	Jun-87
78	Jul-87	SOUTHWEST GAS CORP	SWX	24.875	-0.03398	0	0.0073	-0.0413	Jul-87
78	Aug-87	SOUTHWEST GAS CORP	SWX	24.5	-0.00221	0.32	0.0075	-0.0097	Aug-87
78	Sep-87	SOUTHWEST GAS CORP	SWX	24.875	0.015306	0	0.0075	0.0078	Sep-87
78	Oct-87	SOUTHWEST GAS CORP	SWX	20.625	-0.17085	0	0.0079	-0.1788	Oct-87
78	Nov-87	SOUTHWEST GAS CORP	SWX	20	-0.01406	0.335	0.0075	-0.0216	Nov-87
78	Dec-87	SOUTHWEST GAS CORP	SWX	20.375	0.01875	0	0.0078	0.0110	Dec-87
78	Jan-88	SOUTHWEST GAS CORP	SWX	22.375	0.09816	0	0.0072	0.0910	Jan-88
78	Feb-88	SOUTHWEST GAS CORP	SWX	22	-0.00179	0.335	0.0071	-0.0089	Feb-88
78	Mar-88	SOUTHWEST GAS CORP	SWX	20.125	-0.08523	0	0.0072	-0.0924	Mar-88
78	Apr-88	SOUTHWEST GAS CORP	SWX	20.5	0.018634	0	0.0070	0.0116	Apr-88
78	May-88	SOUTHWEST GAS CORP	SWX	20	-0.00805	0.335	0.0078	-0.0158	May-88
78	Jun-88	SOUTHWEST GAS CORP	SWX	21.5	0.075	0	0.0076	0.0674	Jun-88
78	Jul-88	SOUTHWEST GAS CORP	SWX	20.25	-0.05814	0	0.0071	-0.0652	Jul-88
78	Aug-88	SOUTHWEST GAS CORP	SWX	21.25	0.065926	0.335	0.0083	0.0576	Aug-88
78	Sep-88	SOUTHWEST GAS CORP	SWX	21.5	0.011765	0	0.0076	0.0042	Sep-88

78	Oct-88	SOUTHWEST GAS CORP	SWX	20.875	-0.02907	0	0.0076	-0.0367	Oct-88
78	Nov-88	SOUTHWEST GAS CORP	SWX	18.75	-0.08575	0.335	0.0070	-0.0927	Nov-88
78	Dec-88	SOUTHWEST GAS CORP	SWX	17.5	-0.06667	0	0.0075	-0.0742	Dec-88
78	Jan-89	SOUTHWEST GAS CORP	SWX	18.375	0.05	0	0.0080	0.0420	Jan-89
78	Feb-89	SOUTHWEST GAS CORP	SWX	17.875	-0.00898	0.335	0.0069	-0.0159	Feb-89
78	Mar-89	SOUTHWEST GAS CORP	SWX	17.875	0	0	0.0079	-0.0079	Mar-89
78	Apr-89	SOUTHWEST GAS CORP	SWX	18.875	0.055944	0	0.0070	0.0489	Apr-89
78	May-89	SOUTHWEST GAS CORP	SWX	18	-0.02861	0.335	0.0080	-0.0366	May-89
78	Jun-89	SOUTHWEST GAS CORP	SWX	20.375	0.131944	0	0.0070	0.1249	Jun-89
78	Jul-89	SOUTHWEST GAS CORP	SWX	19.125	-0.06135	0	0.0068	-0.0682	Jul-89
78	Aug-89	SOUTHWEST GAS CORP	SWX	19	0.011765	0.35	0.0066	0.0052	Aug-89
78	Sep-89	SOUTHWEST GAS CORP	SWX	19	0	0	0.0065	-0.0065	Sep-89
78	Oct-89	SOUTHWEST GAS CORP	SWX	18.25	-0.03947	0	0.0072	-0.0467	Oct-89
78	Nov-89	SOUTHWEST GAS CORP	SWX	17.5	-0.02192	0.35	0.0064	-0.0283	Nov-89
78	Dec-89	SOUTHWEST GAS CORP	SWX	17.25	-0.01429	0	0.0064	-0.0207	Dec-89
78	Jan-90	SOUTHWEST GAS CORP	SWX	16.625	-0.03623	0	0.0073	-0.0435	Jan-90
78	Feb-90	SOUTHWEST GAS CORP	SWX	16.75	0.028571	0.35	0.0066	0.0220	Feb-90
78	Mar-90	SOUTHWEST GAS CORP	SWX	18.5	0.104478	0	0.0071	0.0974	Mar-90
78	Apr-90	SOUTHWEST GAS CORP	SWX	17.375	-0.06081	0	0.0075	-0.0683	Apr-90
78	May-90	SOUTHWEST GAS CORP	SWX	17.75	0.041727	0.35	0.0075	0.0342	May-90
78	Jun-90	SOUTHWEST GAS CORP	SWX	16.5	-0.07042	0	0.0068	-0.0772	Jun-90
78	Jul-90	SOUTHWEST GAS CORP	SWX	16.375	-0.00758	0	0.0074	-0.0150	Jul-90
78	Aug-90	SOUTHWEST GAS CORP	SWX	15	-0.0626	0.35	0.0071	-0.0697	Aug-90
78	Sep-90	SOUTHWEST GAS CORP	SWX	14	-0.06667	0	0.0069	-0.0736	Sep-90
78	Oct-90	SOUTHWEST GAS CORP	SWX	12	-0.14286	0	0.0081	-0.1510	Oct-90
78	Nov-90	SOUTHWEST GAS CORP	SWX	13.75	0.175	0.35	0.0071	0.1679	Nov-90
78	Dec-90	SOUTHWEST GAS CORP	SWX	13.125	-0.04546	0	0.0072	-0.0527	Dec-90
78	Jan-91	SOUTHWEST GAS CORP	SWX	14.125	0.07619	0	0.0071	0.0691	Jan-91
78	Feb-91	SOUTHWEST GAS CORP	SWX	15.125	0.095575	0.35	0.0064	0.0892	Feb-91
78	Mar-91	SOUTHWEST GAS CORP	SWX	16.375	0.082645	0	0.0064	0.0762	Mar-91
78	Apr-91	SOUTHWEST GAS CORP	SWX	16.875	0.030534	0	0.0076	0.0229	Apr-91
78	May-91	SOUTHWEST GAS CORP	SWX	11.5	-0.29778	0.35	0.0068	-0.3046	May-91
78	Jun-91	SOUTHWEST GAS CORP	SWX	11.5	0	0	0.0063	-0.0063	Jun-91
78	Jul-91	SOUTHWEST GAS CORP	SWX	11.375	-0.01087	0	0.0076	-0.0185	Jul-91
78	Aug-91	SOUTHWEST GAS CORP	SWX	9.625	-0.13846	0.175	0.0068	-0.1453	Aug-91
78	Sep-91	SOUTHWEST GAS CORP	SWX	10.125	0.051948	0	0.0068	0.0451	Sep-91

78	Oct-91	SOUTHWEST GAS CORP	SWX	11	0.08642	0	0.0065	0.0799	Oct-91
78	Nov-91	SOUTHWEST GAS CORP	SWX	11.375	0.05	0.175	0.0060	0.0440	Nov-91
78	Dec-91	SOUTHWEST GAS CORP	SWX	10.625	-0.06593	0	0.0068	-0.0727	Dec-91
78	Jan-92	SOUTHWEST GAS CORP	SWX	12.125	0.141176	0	0.0061	0.1351	Jan-92
78	Feb-92	SOUTHWEST GAS CORP	SWX	11.875	-0.00619	0.175	0.0059	-0.0121	Feb-92
78	Mar-92	SOUTHWEST GAS CORP	SWX	13.25	0.115789	0	0.0067	0.1091	Mar-92
78	Apr-92	SOUTHWEST GAS CORP	SWX	13.125	-0.00943	0	0.0065	-0.0159	Apr-92
78	May-92	SOUTHWEST GAS CORP	SWX	13.75	0.060952	0.175	0.0061	0.0549	May-92
78	Jun-92	SOUTHWEST GAS CORP	SWX	14.375	0.045455	0	0.0067	0.0388	Jun-92
78	Jul-92	SOUTHWEST GAS CORP	SWX	13.75	-0.04348	0	0.0063	-0.0498	Jul-92
78	Aug-92	SOUTHWEST GAS CORP	SWX	14.375	0.058182	0.175	0.0060	0.0522	Aug-92
78	Sep-92	SOUTHWEST GAS CORP	SWX	14.75	0.026087	0	0.0058	0.0203	Sep-92
78	Oct-92	SOUTHWEST GAS CORP	SWX	13.25	-0.1017	0	0.0057	-0.1074	Oct-92
78	Nov-92	SOUTHWEST GAS CORP	SWX	14.25	0.088679	0.175	0.0061	0.0826	Nov-92
78	Dec-92	SOUTHWEST GAS CORP	SWX	13.75	-0.03509	0	0.0063	-0.0414	Dec-92
78	Jan-93	SOUTHWEST GAS CORP	SWX	14.25	0.036364	0	0.0059	0.0305	Jan-93
78	Feb-93	SOUTHWEST GAS CORP	SWX	15.625	0.108772	0.175	0.0055	0.1033	Feb-93
78	Mar-93	SOUTHWEST GAS CORP	SWX	17.625	0.128	0	0.0063	0.1217	Mar-93
78	Apr-93	SOUTHWEST GAS CORP	SWX	17.875	0.014184	0	0.0057	0.0085	Apr-93
78	May-93	SOUTHWEST GAS CORP	SWX	18	0.016783	0.175	0.0052	0.0116	May-93
78	Jun-93	SOUTHWEST GAS CORP	SWX	17.125	-0.04861	0	0.0062	-0.0548	Jun-93
78	Jul-93	SOUTHWEST GAS CORP	SWX	16.875	-0.0146	0	0.0054	-0.0200	Jul-93
78	Aug-93	SOUTHWEST GAS CORP	SWX	16.875	0.011556	0.195	0.0056	0.0060	Aug-93
78	Sep-93	SOUTHWEST GAS CORP	SWX	17.375	0.02963	0	0.0050	0.0246	Sep-93
78	Oct-93	SOUTHWEST GAS CORP	SWX	17.75	0.021583	0	0.0049	0.0167	Oct-93
78	Nov-93	SOUTHWEST GAS CORP	SWX	16.5	-0.05944	0.195	0.0053	-0.0647	Nov-93
78	Dec-93	SOUTHWEST GAS CORP	SWX	16	-0.0303	0	0.0055	-0.0358	Dec-93
78	Jan-94	SOUTHWEST GAS CORP	SWX	18.375	0.148438	0	0.0055	0.1429	Jan-94
78	Feb-94	SOUTHWEST GAS CORP	SWX	17.75	-0.0234	0.195	0.0049	-0.0283	Feb-94
78	Mar-94	SOUTHWEST GAS CORP	SWX	15.75	-0.11268	0	0.0058	-0.1185	Mar-94
78	Apr-94	SOUTHWEST GAS CORP	SWX	17	0.079365	0	0.0057	0.0737	Apr-94
78	May-94	SOUTHWEST GAS CORP	SWX	18	0.070294	0.195	0.0063	0.0640	May-94
78	Jun-94	SOUTHWEST GAS CORP	SWX	18	0	0	0.0061	-0.0061	Jun-94
78	Jul-94	SOUTHWEST GAS CORP	SWX	17.625	-0.02083	0	0.0060	-0.0268	Jul-94
78	Aug-94	SOUTHWEST GAS CORP	SWX	17.875	0.025816	0.205	0.0066	0.0192	Aug-94
78	Sep-94	SOUTHWEST GAS CORP	SWX	17.625	-0.01399	0	0.0061	-0.0201	Sep-94

78	Oct-94	SOUTHWEST GAS CORP	SWX	17.125	-0.02837	0	0.0066	-0.0350	Oct-94
78	Nov-94	SOUTHWEST GAS CORP	SWX	15.25	-0.09752	0.205	0.0064	-0.1039	Nov-94
78	Dec-94	SOUTHWEST GAS CORP	SWX	14.125	-0.07377	0	0.0066	-0.0804	Dec-94
78	Jan-95	SOUTHWEST GAS CORP	SWX	14.25	0.00885	0	0.0070	0.0019	Jan-95
78	Feb-95	SOUTHWEST GAS CORP	SWX	15.25	0.084561	0.205	0.0059	0.0787	Feb-95
78	Mar-95	SOUTHWEST GAS CORP	SWX	14.75	-0.03279	0	0.0064	-0.0392	Mar-95
78	Apr-95	SOUTHWEST GAS CORP	SWX	14.75	0	0	0.0058	-0.0058	Apr-95
78	May-95	SOUTHWEST GAS CORP	SWX	14.25	-0.02	0.205	0.0065	-0.0265	May-95
78	Jun-95	SOUTHWEST GAS CORP	SWX	14.25	0	0	0.0054	-0.0054	Jun-95
78	Jul-95	SOUTHWEST GAS CORP	SWX	14.75	0.035088	0	0.0056	0.0295	Jul-95
78	Aug-95	SOUTHWEST GAS CORP	SWX	16.5	0.132542	0.205	0.0057	0.1268	Aug-95
78	Sep-95	SOUTHWEST GAS CORP	SWX	15.625	-0.05303	0	0.0052	-0.0582	Sep-95
78	Oct-95	SOUTHWEST GAS CORP	SWX	15.125	-0.032	0	0.0057	-0.0377	Oct-95
78	Nov-95	SOUTHWEST GAS CORP	SWX	18	0.203636	0.205	0.0051	0.1985	Nov-95
78	Dec-95	SOUTHWEST GAS CORP	SWX	17.625	-0.02083	0	0.0049	-0.0257	Dec-95
78	Jan-96	SOUTHWEST GAS CORP	SWX	17	-0.03546	0	0.0054	-0.0409	Jan-96
78	Feb-96	SOUTHWEST GAS CORP	SWX	16	-0.04677	0.205	0.0048	-0.0516	Feb-96
78	Mar-96	SOUTHWEST GAS CORP	SWX	17.25	0.078125	0	0.0052	0.0729	Mar-96
78	Apr-96	SOUTHWEST GAS CORP	SWX	16.625	-0.03623	0	0.0059	-0.0421	Apr-96
78	May-96	SOUTHWEST GAS CORP	SWX	17.25	0.049925	0.205	0.0058	0.0441	May-96
78	Jun-96	SOUTHWEST GAS CORP	SWX	16.125	-0.06522	0	0.0054	-0.0706	Jun-96
78	Jul-96	SOUTHWEST GAS CORP	SWX	16.25	0.007752	0	0.0062	0.0016	Jul-96
78	Aug-96	SOUTHWEST GAS CORP	SWX	17.875	0.112615	0.205	0.0057	0.1069	Aug-96
78	Sep-96	SOUTHWEST GAS CORP	SWX	17.5	-0.02098	0	0.0060	-0.0270	Sep-96
78	Oct-96	SOUTHWEST GAS CORP	SWX	19.125	0.092857	0	0.0058	0.0871	Oct-96
78	Nov-96	SOUTHWEST GAS CORP	SWX	19.5	0.030327	0.205	0.0052	0.0251	Nov-96
78	Dec-96	SOUTHWEST GAS CORP	SWX	19.25	-0.01282	0	0.0056	-0.0184	Dec-96
78	Jan-97	SOUTHWEST GAS CORP	SWX	19.75	0.025974	0	0.0056	0.0204	Jan-97
78	Feb-97	SOUTHWEST GAS CORP	SWX	18.5	-0.05291	0.205	0.0051	-0.0580	Feb-97
78	Mar-97	SOUTHWEST GAS CORP	SWX	17.375	-0.06081	0	0.0059	-0.0667	Mar-97
78	Apr-97	SOUTHWEST GAS CORP	SWX	16.625	-0.04317	0	0.0059	-0.0491	Apr-97
78	May-97	SOUTHWEST GAS CORP	SWX	17.125	0.042406	0.205	0.0058	0.0366	May-97
78	Jun-97	SOUTHWEST GAS CORP	SWX	19.875	0.160584	0	0.0059	0.1547	Jun-97
78	Jul-97	SOUTHWEST GAS CORP	SWX	18.5625	-0.06604	0	0.0058	-0.0718	Jul-97
78	Aug-97	SOUTHWEST GAS CORP	SWX	19.8125	0.078384	0.205	0.0049	0.0735	Aug-97
78	Sep-97	SOUTHWEST GAS CORP	SWX	19.625	-0.00946	0	0.0058	-0.0153	Sep-97

78	Oct-97	SOUTHWEST GAS CORP	SWX	18.8125	-0.0414	0	0.0054	-0.0468	Oct-97
78	Nov-97	SOUTHWEST GAS CORP	SWX	18.625	0.00093	0.205	0.0047	-0.0038	Nov-97
78	Dec-97	SOUTHWEST GAS CORP	SWX	18.6875	0.003356	0	0.0054	-0.0020	Dec-97
78	Jan-98	SOUTHWEST GAS CORP	SWX	17.8125	-0.04682	0	0.0048	-0.0516	Jan-98
78	Feb-98	SOUTHWEST GAS CORP	SWX	20.25	0.148351	0.205	0.0044	0.1440	Feb-98
78	Mar-98	SOUTHWEST GAS CORP	SWX	20.875	0.030864	0	0.0052	0.0257	Mar-98
78	Apr-98	SOUTHWEST GAS CORP	SWX	23.0625	0.10479	0	0.0049	0.0999	Apr-98
78	May-98	SOUTHWEST GAS CORP	SWX	21.875	-0.0426	0.205	0.0048	-0.0474	May-98
78	Jun-98	SOUTHWEST GAS CORP	SWX	24.4375	0.117143	0	0.0052	0.1119	Jun-98
78	Jul-98	SOUTHWEST GAS CORP	SWX	23.25	-0.04859	0	0.0049	-0.0535	Jul-98
78	Aug-98	SOUTHWEST GAS CORP	SWX	18.1875	-0.20893	0.205	0.0048	-0.2137	Aug-98
78	Sep-98	SOUTHWEST GAS CORP	SWX	20.4375	0.123711	0	0.0044	0.1193	Sep-98
78	Oct-98	SOUTHWEST GAS CORP	SWX	23.6875	0.159021	0	0.0042	0.1548	Oct-98
78	Nov-98	SOUTHWEST GAS CORP	SWX	23.75	0.011293	0.205	0.0045	0.0068	Nov-98
78	Dec-98	SOUTHWEST GAS CORP	SWX	26.625	0.121053	0	0.0045	0.1166	Dec-98
78	Jan-99	SOUTHWEST GAS CORP	SWX	26.3125	-0.01174	0	0.0042	-0.0159	Jan-99
78	Feb-99	SOUTHWEST GAS CORP	SWX	28.75	0.100428	0.205	0.0040	0.0964	Feb-99
78	Mar-99	SOUTHWEST GAS CORP	SWX	27.5	-0.04348	0	0.0053	-0.0488	Mar-99
78	Apr-99	SOUTHWEST GAS CORP	SWX	28.5625	0.038636	0	0.0048	0.0338	Apr-99
78	May-99	SOUTHWEST GAS CORP	SWX	28.25	-0.00376	0.205	0.0045	-0.0083	May-99
78	Jun-99	SOUTHWEST GAS CORP	SWX	28.625	0.013274	0	0.0055	0.0078	Jun-99
78	Jul-99	SOUTHWEST GAS CORP	SWX	28.8125	0.00655	0	0.0051	0.0015	Jul-99
78	Aug-99	SOUTHWEST GAS CORP	SWX	27.875	-0.02542	0.205	0.0054	-0.0308	Aug-99
78	Sep-99	SOUTHWEST GAS CORP	SWX	26.9375	-0.03363	0	0.0052	-0.0388	Sep-99
78	Oct-99	SOUTHWEST GAS CORP	SWX	23.25	-0.13689	0	0.0050	-0.1419	Oct-99
78	Nov-99	SOUTHWEST GAS CORP	SWX	23.4375	0.016882	0.205	0.0056	0.0113	Nov-99
78	Dec-99	SOUTHWEST GAS CORP	SWX	23	-0.01867	0	0.0055	-0.0242	Dec-99
78	Jan-00	SOUTHWEST GAS CORP	SWX	19.5625	-0.14946	0	0.0057	-0.1552	Jan-00
78	Feb-00	SOUTHWEST GAS CORP	SWX	18.5	-0.04383	0.205	0.0051	-0.0489	Feb-00
78	Mar-00	SOUTHWEST GAS CORP	SWX	19.0625	0.030405	0	0.0054	0.0250	Mar-00
78	Apr-00	SOUTHWEST GAS CORP	SWX	19.0625	0	0	0.0047	-0.0047	Apr-00
78	May-00	SOUTHWEST GAS CORP	SWX	19.1875	0.017311	0.205	0.0056	0.0117	May-00
78	Jun-00	SOUTHWEST GAS CORP	SWX	17.5	-0.08795	0	0.0052	-0.0931	Jun-00
78	Jul-00	SOUTHWEST GAS CORP	SWX	18	0.028571	0	0.0052	0.0234	Jul-00
78	Aug-00	SOUTHWEST GAS CORP	SWX	18.875	0.06	0.205	0.0050	0.0550	Aug-00
78	Sep-00	SOUTHWEST GAS CORP	SWX	20.9375	0.109272	0	0.0046	0.1047	Sep-00

78	Oct-00	SOUTHWEST GAS CORP	SWX	20.875	-0.00299	0	0.0053	-0.0083	Oct-00
78	Nov-00	SOUTHWEST GAS CORP	SWX	19.5	-0.05605	0.205	0.0048	-0.0608	Nov-00
78	Dec-00	SOUTHWEST GAS CORP	SWX	21.875	0.121795	0	0.0045	0.1173	Dec-00
78	Jan-01	SOUTHWEST GAS CORP	SWX	21.55	-0.01486	0	0.0049	-0.0198	Jan-01
78	Feb-01	SOUTHWEST GAS CORP	SWX	20.9	-0.02065	0.205	0.0042	-0.0249	Feb-01
78	Mar-01	SOUTHWEST GAS CORP	SWX	20.85	-0.00239	0	0.0045	-0.0069	Mar-01
78	Apr-01	SOUTHWEST GAS CORP	SWX	21.05	0.009592	0	0.0047	0.0049	Apr-01
78	May-01	SOUTHWEST GAS CORP	SWX	23.13	0.108551	0.205	0.0050	0.1036	May-01
78	Jun-01	SOUTHWEST GAS CORP	SWX	23.68	0.023779	0	0.0047	0.0191	Jun-01
78	Jul-01	SOUTHWEST GAS CORP	SWX	23.9	0.009291	0	0.0052	0.0041	Jul-01
78	Aug-01	SOUTHWEST GAS CORP	SWX	22.52	-0.04916	0.205	0.0046	-0.0538	Aug-01
78	Sep-01	SOUTHWEST GAS CORP	SWX	21.2	-0.05862	0	0.0041	-0.0627	Sep-01
78	Oct-01	SOUTHWEST GAS CORP	SWX	20.6	-0.0283	0	0.0048	-0.0331	Oct-01
78	Nov-01	SOUTHWEST GAS CORP	SWX	20.6	0.009951	0.205	0.0041	0.0059	Nov-01
78	Dec-01	SOUTHWEST GAS CORP	SWX	22.35	0.084951	0	0.0046	0.0804	Dec-01
78	Jan-02	SOUTHWEST GAS CORP	SWX	23.9	0.069351	0	0.0048	0.0646	Jan-02
78	Feb-02	SOUTHWEST GAS CORP	SWX	23.27	-0.01778	0.205	0.0043	-0.0221	Feb-02
78	Mar-02	SOUTHWEST GAS CORP	SWX	25	0.074345	0	0.0043	0.0700	Mar-02
78	Apr-02	SOUTHWEST GAS CORP	SWX	24.75	-0.01	0	0.0054	-0.0154	Apr-02
78	May-02	SOUTHWEST GAS CORP	SWX	24.31	-0.0095	0.205	0.0049	-0.0144	May-02
78	Jun-02	SOUTHWEST GAS CORP	SWX	24.75	0.0181	0	0.0044	0.0137	Jun-02
78	Jul-02	SOUTHWEST GAS CORP	SWX	21.85	-0.11717	0	0.0051	-0.1223	Jul-02
78	Aug-02	SOUTHWEST GAS CORP	SWX	21.15	-0.02265	0.205	0.0044	-0.0271	Aug-02
78	Sep-02	SOUTHWEST GAS CORP	SWX	22.25	0.052009	0	0.0042	0.0478	Sep-02
78	Oct-02	SOUTHWEST GAS CORP	SWX	22.48	0.010337	0	0.0040	0.0063	Oct-02
78	Nov-02	SOUTHWEST GAS CORP	SWX	22.2	-0.00334	0.205	0.0040	-0.0073	Nov-02
78	Dec-02	SOUTHWEST GAS CORP	SWX	23.45	0.056306	0	0.0045	0.0518	Dec-02
78	Jan-03	SOUTHWEST GAS CORP	SWX	21.6	-0.07889	0	0.0041	-0.0830	Jan-03
78	Feb-03	SOUTHWEST GAS CORP	SWX	20.25	-0.05255	0.215	0.0038	-0.0563	Feb-03
78	Mar-03	SOUTHWEST GAS CORP	SWX	20.35	0.004938	0	0.0040	0.0009	Mar-03
78	Apr-03	SOUTHWEST GAS CORP	SWX	20.76	0.020147	0	0.0040	0.0161	Apr-03
78	May-03	SOUTHWEST GAS CORP	SWX	21.25	0.033478	0.205	0.0039	0.0296	May-03
78	Jun-03	SOUTHWEST GAS CORP	SWX	21.18	-0.00329	0	0.0036	-0.0069	Jun-03
78	Jul-03	SOUTHWEST GAS CORP	SWX	21.23	0.002361	0	0.0038	-0.0014	Jul-03
78	Aug-03	SOUTHWEST GAS CORP	SWX	22.59	0.073716	0.205	0.0042	0.0695	Aug-03
78	Sep-03	SOUTHWEST GAS CORP	SWX	22.7	0.004869	0	0.0046	0.0003	Sep-03

78	Oct-03	SOUTHWEST GAS CORP	SWX	22.58	-0.00529	0	0.0041	-0.0094	Oct-03
78	Nov-03	SOUTHWEST GAS CORP	SWX	22.55	0.00775	0.205	0.0039	0.0039	Nov-03
78	Dec-03	SOUTHWEST GAS CORP	SWX	22.45	-0.00444	0	0.0047	-0.0091	Dec-03
78	Jan-04	SOUTHWEST GAS CORP	SWX	23.49	0.046325	0	0.0042	0.0421	Jan-04
78	Feb-04	SOUTHWEST GAS CORP	SWX	23.47	0.007876	0.205	0.0038	0.0041	Feb-04
78	Mar-04	SOUTHWEST GAS CORP	SWX	23.4	-0.00298	0	0.0043	-0.0073	Mar-04
78	Apr-04	SOUTHWEST GAS CORP	SWX	22.8	-0.02564	0	0.0039	-0.0295	Apr-04
78	May-04	SOUTHWEST GAS CORP	SWX	22.6	0.000219	0.205	0.0040	-0.0038	May-04
78	Jun-04	SOUTHWEST GAS CORP	SWX	24.13	0.067699	0	0.0048	0.0629	Jun-04
78	Jul-04	SOUTHWEST GAS CORP	SWX	23.67	-0.01906	0	0.0043	-0.0234	Jul-04
78	Aug-04	SOUTHWEST GAS CORP	SWX	23.6	0.005703	0.205	0.0045	0.0012	Aug-04
78	Sep-04	SOUTHWEST GAS CORP	SWX	23.95	0.014831	0	0.0040	0.0108	Sep-04
78	Oct-04	SOUTHWEST GAS CORP	SWX	24.43	0.020042	0	0.0038	0.0162	Oct-04
78	Nov-04	SOUTHWEST GAS CORP	SWX	25.4	0.048097	0.205	0.0041	0.0440	Nov-04
78	Dec-04	SOUTHWEST GAS CORP	SWX	25.4	0	0	0.0043	-0.0043	Dec-04
78	Jan-05	SOUTHWEST GAS CORP	SWX	25.37	-0.00118	0	0.0041	-0.0053	Jan-05
78	Feb-05	SOUTHWEST GAS CORP	SWX	25.08	-0.00335	0.205	0.0035	-0.0069	Feb-05
78	Mar-05	SOUTHWEST GAS CORP	SWX	24.16	-0.03668	0	0.0041	-0.0408	Mar-05
78	Apr-05	SOUTHWEST GAS CORP	SWX	24.47	0.012831	0	0.0039	0.0089	Apr-05
78	May-05	SOUTHWEST GAS CORP	SWX	24.98	0.029219	0.205	0.0040	0.0252	May-05
78	Jun-05	SOUTHWEST GAS CORP	SWX	25.51	0.021217	0	0.0036	0.0176	Jun-05
78	Jul-05	SOUTHWEST GAS CORP	SWX	26.78	0.049784	0	0.0034	0.0464	Jul-05
78	Aug-05	SOUTHWEST GAS CORP	SWX	27.42	0.031553	0.205	0.0040	0.0276	Aug-05
78	Sep-05	SOUTHWEST GAS CORP	SWX	27.39	-0.00109	0	0.0035	-0.0046	Sep-05
78	Oct-05	SOUTHWEST GAS CORP	SWX	27.26	-0.00475	0	0.0039	-0.0086	Oct-05
78	Nov-05	SOUTHWEST GAS CORP	SWX	26.68	-0.01376	0.205	0.0039	-0.0177	Nov-05
78	Dec-05	SOUTHWEST GAS CORP	SWX	26.4	-0.0105	0	0.0039	-0.0144	Dec-05
78	Jan-06	SOUTHWEST GAS CORP	SWX	27.65	0.047348	0	0.0040	0.0433	Jan-06
78	Feb-06	SOUTHWEST GAS CORP	SWX	28.52	0.038879	0.205	0.0036	0.0353	Feb-06
78	Mar-06	SOUTHWEST GAS CORP	SWX	27.95	-0.01999	0	0.0039	-0.0239	Mar-06
78	Apr-06	SOUTHWEST GAS CORP	SWX	27.72	-0.00823	0	0.0039	-0.0121	Apr-06
78	May-06	SOUTHWEST GAS CORP	SWX	29.11	0.05754	0.205	0.0048	0.0527	May-06
78	Jun-06	SOUTHWEST GAS CORP	SWX	31.34	0.076606	0	0.0044	0.0722	Jun-06
78	Jul-06	SOUTHWEST GAS CORP	SWX	32.93	0.050734	0	0.0045	0.0462	Jul-06
78	Aug-06	SOUTHWEST GAS CORP	SWX	33.7	0.029608	0.205	0.0043	0.0253	Aug-06
78	Sep-06	SOUTHWEST GAS CORP	SWX	33.32	-0.01128	0	0.0039	-0.0152	Sep-06

78	Oct-06	SOUTHWEST GAS CORP	SWX	35.88	0.076831	0	0.0042	0.0726	Oct-06
78	Nov-06	SOUTHWEST GAS CORP	SWX	37.54	0.051979	0.205	0.0039	0.0481	Nov-06
78	Dec-06	SOUTHWEST GAS CORP	SWX	38.37	0.02211	0	0.0036	0.0185	Dec-06
78	Jan-07	SOUTHWEST GAS CORP	SWX	39.25	0.022935	0	0.0043	0.0186	Jan-07
78	Feb-07	SOUTHWEST GAS CORP	SWX	37.12	-0.04905	0.205	0.0038	-0.0528	Feb-07
78	Mar-07	SOUTHWEST GAS CORP	SWX	38.87	0.047144	0	0.0039	0.0432	Mar-07
78	Apr-07	SOUTHWEST GAS CORP	SWX	37.89	-0.02521	0	0.0042	-0.0294	Apr-07
78	May-07	SOUTHWEST GAS CORP	SWX	38.16	0.0128	0.215	0.0041	0.0087	May-07
78	Jun-07	SOUTHWEST GAS CORP	SWX	33.81	-0.11399	0	0.0040	-0.1180	Jun-07
78	Jul-07	SOUTHWEST GAS CORP	SWX	31.08	-0.08075	0	0.0046	-0.0853	Jul-07
78	Aug-07	SOUTHWEST GAS CORP	SWX	29.01	-0.05969	0.215	0.0042	-0.0639	Aug-07
78	Sep-07	SOUTHWEST GAS CORP	SWX	28.29	-0.02482	0	0.0037	-0.0285	Sep-07
78	Oct-07	SOUTHWEST GAS CORP	SWX	29.76	0.051962	0	0.0043	0.0477	Oct-07
78	Nov-07	SOUTHWEST GAS CORP	SWX	28.92	-0.021	0.215	0.0039	-0.0249	Nov-07
78	Dec-07	SOUTHWEST GAS CORP	SWX	29.77	0.029391	0	0.0037	0.0257	Dec-07
78	Jan-08	SOUTHWEST GAS CORP	SWX	28.55	-0.04098	0	0.0040	-0.0450	Jan-08
78	Feb-08	SOUTHWEST GAS CORP	SWX	25.59	-0.09615	0.215	0.0034	-0.0995	Feb-08
78	Mar-08	SOUTHWEST GAS CORP	SWX	27.96	0.092614	0	0.0037	0.0889	Mar-08
78	Apr-08	SOUTHWEST GAS CORP	SWX	28.87	0.032547	0	0.0035	0.0290	Apr-08
78	May-08	SOUTHWEST GAS CORP	SWX	31.18	0.087807	0.225	0.0037	0.0841	May-08
78	Jun-08	SOUTHWEST GAS CORP	SWX	29.73	-0.0465	0	0.0040	-0.0505	Jun-08
78	Jul-08	SOUTHWEST GAS CORP	SWX	28.9	-0.02792	0	0.0039	-0.0318	Jul-08
78	Aug-08	SOUTHWEST GAS CORP	SWX	30.35	0.057959	0.225	0.0036	0.0544	Aug-08
78	Sep-08	SOUTHWEST GAS CORP	SWX	30.26	-0.00297	0	0.0039	-0.0069	Sep-08
78	Oct-08	SOUTHWEST GAS CORP	SWX	26.12	-0.13681	0	0.0037	-0.1405	Oct-08
78	Nov-08	SOUTHWEST GAS CORP	SWX	25.9	0.000191	0.225	0.0036	-0.0034	Nov-08
78	Dec-08	SOUTHWEST GAS CORP	SWX	25.22	-0.02626	0	0.0033	-0.0296	Dec-08
78	Jan-09	SOUTHWEST GAS CORP	SWX	25.76	0.021412	0	0.0024	0.0190	Jan-09
78	Feb-09	SOUTHWEST GAS CORP	SWX	19.49	-0.23467	0.225	0.0030	-0.2377	Feb-09
78	Mar-09	SOUTHWEST GAS CORP	SWX	21.07	0.081067	0	0.0035	0.0776	Mar-09
78	Apr-09	SOUTHWEST GAS CORP	SWX	20.21	-0.04082	0	0.0029	-0.0437	Apr-09
78	May-09	SOUTHWEST GAS CORP	SWX	20.78	0.039956	0.2375	0.0033	0.0367	May-09
78	Jun-09	SOUTHWEST GAS CORP	SWX	22.21	0.068816	0	0.0038	0.0650	Jun-09
78	Jul-09	SOUTHWEST GAS CORP	SWX	24.22	0.0905	0	0.0036	0.0869	Jul-09
78	Aug-09	SOUTHWEST GAS CORP	SWX	24.35	0.015173	0.2375	0.0036	0.0116	Aug-09
78	Sep-09	SOUTHWEST GAS CORP	SWX	25.58	0.050513	0	0.0034	0.0471	Sep-09

78	Oct-09	SOUTHWEST GAS CORP	SWX	24.99	-0.02307	0	0.0033	-0.0264	Oct-09
78	Nov-09	SOUTHWEST GAS CORP	SWX	26.21	0.058323	0.2375	0.0035	0.0548	Nov-09
78	Dec-09	SOUTHWEST GAS CORP	SWX	28.53	0.088516	0	0.0034	0.0851	Dec-09
78	Jan-10	SOUTHWEST GAS CORP	SWX	27.67	-0.03014	0	0.0036	-0.0337	Jan-10
78	Feb-10	SOUTHWEST GAS CORP	SWX	28.58	0.041471	0.2375	0.0033	0.0382	Feb-10
78	Mar-10	SOUTHWEST GAS CORP	SWX	29.92	0.046886	0	0.0040	0.0429	Mar-10
78	Apr-10	SOUTHWEST GAS CORP	SWX	31.1	0.039439	0	0.0038	0.0356	Apr-10
78	May-10	SOUTHWEST GAS CORP	SWX	29.62	-0.03955	0.25	0.0034	-0.0430	May-10
78	Jun-10	SOUTHWEST GAS CORP	SWX	29.5	-0.00405	0	0.0037	-0.0078	Jun-10
78	Jul-10	SOUTHWEST GAS CORP	SWX	32.17	0.090508	0	0.0031	0.0874	Jul-10
78	Aug-10	SOUTHWEST GAS CORP	SWX	31.45	-0.01461	0.25	0.0032	-0.0178	Aug-10
78	Sep-10	SOUTHWEST GAS CORP	SWX	33.59	0.068044	0	0.0026	0.0654	Sep-10
78	Oct-10	SOUTHWEST GAS CORP	SWX	34.76	0.034832	0	0.0027	0.0321	Oct-10
78	Nov-10	SOUTHWEST GAS CORP	SWX	35.03	0.01496	0.25	0.0032	0.0118	Nov-10
78	Dec-10	SOUTHWEST GAS CORP	SWX	36.67	0.046817	0	0.0032	0.0436	Dec-10
78	Jan-11	SOUTHWEST GAS CORP	SWX	37.24	0.015544	0	0.003567	0.0120	Jan-11
78	Feb-11	SOUTHWEST GAS CORP	SWX	38.87	0.050483	0.25	0.003683	0.0468	Feb-11
78	Mar-11	SOUTHWEST GAS CORP	SWX	38.97	0.002573	0	0.003558	-0.0010	Mar-11
78	Apr-11	SOUTHWEST GAS CORP	SWX	39.77	0.020529	0	0.003567	0.0170	Apr-11
78	May-11	SOUTHWEST GAS CORP	SWX	39.06	-0.01119	0.265	0.003342	-0.0145	May-11
78	Jun-11	SOUTHWEST GAS CORP	SWX	38.61	-0.01152	0	0.003258	-0.0148	Jun-11
78	Jul-11	SOUTHWEST GAS CORP	SWX	37.29	-0.03419	0	0.003292	-0.0375	Jul-11
78	Aug-11	SOUTHWEST GAS CORP	SWX	37.02	-0.00013	0.265	0.003042	-0.0032	Aug-11
78	Sep-11	SOUTHWEST GAS CORP	SWX	36.17	-0.02296	0	0.002358	-0.0253	Sep-11
78	Oct-11	SOUTHWEST GAS CORP	SWX	39.48	0.091512	0	0.002392	0.0891	Oct-11
78	Nov-11	SOUTHWEST GAS CORP	SWX	40.43	0.030775	0.265	0.002267	0.0285	Nov-11
78	Dec-11	SOUTHWEST GAS CORP	SWX	42.49	0.050952	0	0.002483	0.0485	Dec-11
78	Jan-12	SOUTHWEST GAS CORP	SWX	41.8	-0.01624	0	0.0021	-0.0183	Jan-12
78	Feb-12	SOUTHWEST GAS CORP	SWX	42.65	0.026675	0.265	0.002	0.0247	Feb-12
78	Mar-12	SOUTHWEST GAS CORP	SWX	42.74	0.00211	0	0.0022	-0.0001	Mar-12
78	Apr-12	SOUTHWEST GAS CORP	SWX	42.02	-0.01685	0	0.0025	-0.0193	Apr-12
78	May-12	SOUTHWEST GAS CORP	SWX	41.98	0.006069	0.295	0.0023	0.0038	May-12
78	Jun-12	SOUTHWEST GAS CORP	SWX	43.65	0.039781	0	0.0018	0.0380	Jun-12
	Jul-12	SOUTHWEST GAS CORP	SWX	44.66	0.023139	0	0.002	0.0211	Jul-12
	Aug-12	SOUTHWEST GAS CORP	SWX	42.75	-0.03616	0.295	0.0018	-0.0380	Aug-12
	Sep-12	SOUTHWEST GAS CORP	SWX	44.2	0.033918	0	0.0017	0.0322	Sep-12

Oct-12	SOUTHWEST GAS CORP	SWX	43.47	-0.01652	0	0.0021	-0.0186	Oct-12
Nov-12	SOUTHWEST GAS CORP	SWX	41.94	-0.02841	0.295	0.0019	-0.0303	Nov-12
Dec-12	SOUTHWEST GAS CORP	SWX	42.41	0.011206	0	0.0019	0.0093	Dec-12
Jan-13	SOUTHWEST GAS CORP	SWX	44.54	0.050224	0	0.0022	0.0480	Jan-13
Feb-13	SOUTHWEST GAS CORP	SWX	45.3	0.023687	0.295	0.0022	0.0215	Feb-13
Mar-13	SOUTHWEST GAS CORP	SWX	47.76	0.054305	0	0.0021	0.0522	Mar-13
Apr-13	SOUTHWEST GAS CORP	SWX	50.76	0.062814	0	0.0026	0.0602	Apr-13
May-13	SOUTHWEST GAS CORP	SWX	47.35	-0.06068	0.33	0.0023	-0.0630	May-13
Jun-13	SOUTHWEST GAS CORP	SWX	46.79	-0.01183	0	0.0024	-0.0142	Jun-13
Jul-13	SOUTHWEST GAS CORP	SWX	49.64	0.06091	0	0.003	0.0579	Jul-13
Aug-13	SOUTHWEST GAS CORP	SWX	46.78	-0.05097	0.33	0.0028	-0.0538	Aug-13
Sep-13	SOUTHWEST GAS CORP	SWX	50	0.068833	0	0.0029	0.0659	Sep-13
Oct-13	SOUTHWEST GAS CORP	SWX	54.26	0.0852	0	0.0029	0.0823	Oct-13
Nov-13	SOUTHWEST GAS CORP	SWX	53.06	-0.01603	0.33	0.0027	-0.0187	Nov-13
Dec-13	SOUTHWEST GAS CORP	SWX	55.91	0.053713	0	0.0031	0.0506	Dec-13
Jan-14	SOUTHWEST GAS CORP	SWX	53.73	-0.03899	0	0.0032	-0.0422	Jan-14
Feb-14	SOUTHWEST GAS CORP	SWX	54.02	0.011539	0.33	0.0026	0.0089	Feb-14
Mar-14	SOUTHWEST GAS CORP	SWX	53.45	-0.01055	0	0.0029	-0.0135	Mar-14
Apr-14	SOUTHWEST GAS CORP	SWX	55.01	0.029186	0	0.0028	0.0264	Apr-14
May-14	SOUTHWEST GAS CORP	SWX	52.36	-0.04154	0.365	0.0028	-0.0443	May-14
Jun-14	SOUTHWEST GAS CORP	SWX	52.79	0.008212	0	0.0025	0.0057	Jun-14
Jul-14	SOUTHWEST GAS CORP	SWX	49.53	-0.06175	0	0.0027	-0.0645	Jul-14
Aug-14	SOUTHWEST GAS CORP	SWX	52.21	0.061478	0.365	0.0026	0.0589	Aug-14
Sep-14	SOUTHWEST GAS CORP	SWX	48.58	-0.06953	0	0.0023	-0.0718	Sep-14
Oct-14	SOUTHWEST GAS CORP	SWX	58.09	0.19576	0	0.0025	0.1933	Oct-14
Nov-14	SOUTHWEST GAS CORP	SWX	57.89	0.00284	0.365	0.0023	0.0005	Nov-14
Dec-14	SOUTHWEST GAS CORP	SWX	61.81	0.067715	0	0.0022	0.0655	Dec-14
Jan-15	SOUTHWEST GAS CORP	SWX	61.46	-0.00566	0	0.002	-0.0077	Jan-15
Feb-15	SOUTHWEST GAS CORP	SWX	57.26	-0.0624	0.365	0.0015	-0.0639	Feb-15
Mar-15	SOUTHWEST GAS CORP	SWX	58.17	0.015892	0	0.0021	0.0138	Mar-15
Apr-15	SOUTHWEST GAS CORP	SWX	55	-0.0545	0	0.0019	-0.0564	Apr-15
May-15	SOUTHWEST GAS CORP	SWX	54.46	-0.00245	0.405	0.002	-0.0045	May-15
Jun-15	SOUTHWEST GAS CORP	SWX	53.21	-0.02295	0	0.003492	-0.0264	Jun-15
Jul-15	SOUTHWEST GAS CORP	SWX	56.34	0.058824	0	0.003458	0.0554	Jul-15
Aug-15	SOUTHWEST GAS CORP	SWX	55.09	-0.015	0.405	0.003367	-0.0184	Aug-15
Sep-15	SOUTHWEST GAS CORP	SWX	58.32	0.058631	0	0.003392	0.05524	Sep-15

Oct-15	SOUTHWEST GAS CORP	SWX	61.46	0.053841	0	0.003292	0.050549	Oct-15
Nov-15	SOUTHWEST GAS CORP	SWX	56.08	-0.08095	0.405	0.003383	-0.08433	Nov-15
Dec-15	SOUTHWEST GAS CORP	SWX	55.16	-0.01641	0	0.003308	-0.019713	Dec-15
Jan-16	SOUTHWEST GAS CORP	SWX	58.83	0.066534	0	0.003333	0.0632	Jan-16
Feb-16	SOUTHWEST GAS CORP	SWX	61	0.04377	0.405	0.0033	0.04047	Feb-16
Mar-16	SOUTHWEST GAS CORP	SWX	65.85	0.079508	0	0.003183	0.076325	Mar-16
Apr-16	SOUTHWEST GAS CORP	SWX	64.91	-0.01427	0	0.003183	-0.017458	Apr-16
May-16	SOUTHWEST GAS CORP	SWX	69.43	0.076568	0.45	0.003042	0.073526	May-16
Jun-16	SOUTHWEST GAS CORP	SWX	78.71	0.13366	0	0.002917	0.130743	Jun-16
Jul-16	SOUTHWEST GAS CORP	SWX	77.5	-0.01537	0	0.002733	-0.018106	Jul-16
Aug-16	SOUTHWEST GAS CORP	SWX	69.82	-0.09329	0.45	0.002767	-0.096057	Aug-16
Sep-16	SOUTHWEST GAS CORP	SWX	69.86	0.000573	0	0.002842	-0.002269	Sep-16
Oct-16	SOUTHWEST GAS CORP	SWX	72.46	0.037217	0	0.002842	0.034376	Oct-16
Nov-16	SOUTHWEST GAS CORP	SWX	74.13	0.029258	0.45	0.003217	0.026041	Nov-16
Dec-16	SOUTHWEST GAS CORP	SWX	76.62	0.03359	0	0.003383	0.030206	Dec-16
Jan-17	SOUTHWEST GAS CORP	SWX	80.57	0.051553	0	0.003267	0.048286	Jan-17
Feb-17	SOUTHWEST GAS CORP	SWX	85.53	0.067147	0.45	0.003292	0.063855	Feb-17
Mar-17	SOUTHWEST GAS CORP	SWX	82.91	-0.03063	0	0.003292	-0.033924	Mar-17
Apr-17	SOUTHWEST GAS CORP	SWX	83.76	0.010252	0	0.003225	0.007027	Apr-17
May-17	SOUTHWEST GAS CORP	SWX	79.57	-0.04411	0.495	0.003208	-0.047322	May-17
Jun-17	SOUTHWEST GAS CORP	SWX	73.06	-0.08181	0	0.003067	-0.084881	Jun-17
Jul-17	SOUTHWEST GAS CORP	SWX	80.1	0.096359	0	0.00315	0.093209	Jul-17
Aug-17	SOUTHWEST GAS CORP	SWX	79.52	-0.00106	0.495	0.003083	-0.004145	Aug-17
Sep-17	SOUTHWEST GAS CORP	SWX	77.62	-0.02389	0	0.003025	-0.026918	Sep-17
Oct-17	SOUTHWEST GAS CORP	SWX	82.39	0.061453	0	0.003	0.058453	Oct-17
Nov-17	SOUTHWEST GAS CORP	SWX	85.94	0.049096	0.495	0.003	0.046096	Nov-17
Dec-17	SOUTHWEST GAS CORP	SWX	80.48	-0.06353	0	0.002925	-0.066458	Dec-17
Jan-18	SOUTHWEST GAS CORP	SWX	73.58	-0.08574	0	0.002925	-0.088661	Jan-18
Feb-18	SOUTHWEST GAS CORP	SWX	65.88	-0.09792	0.495	0.002958	-0.100879	Feb-18
Mar-18	SOUTHWEST GAS CORP	SWX	67.63	0.026563	0	0.003225	0.023338	Mar-18
Apr-18	SOUTHWEST GAS CORP	SWX	72.99	0.079255	0	0.003208	0.076046	Apr-18
May-18	SOUTHWEST GAS CORP	SWX	75.7	0.044253	0.52	0.003325	0.040928	May-18
Jun-18	SOUTHWEST GAS CORP	SWX	76.27	0.00753	0	0.0033	0.00423	Jun-18
Jul-18	SOUTHWEST GAS CORP	SWX	78.2	0.025305	0	0.003225	0.02208	Jul-18
Aug-18	SOUTHWEST GAS CORP	SWX	77.32	-0.0046	0.52	0.003233	-0.007837	Aug-18
Sep-18	SOUTHWEST GAS CORP	SWX	79.03	0.022116	0	0.003233	0.018883	Sep-18

Oct-18	SOUTHWEST GAS CORP	SWX	77.27	-0.02227	0	0.00345	-0.02572	Oct-18
Nov-18	SOUTHWEST GAS CORP	SWX	78.77	0.026142	0.52	0.003517	0.022625	Nov-18
Dec-18	SOUTHWEST GAS CORP	SWX	76.5	-0.02882	0	0.00335	-0.032168	Dec-18
Jan-19	SOUTHWEST GAS CORP	SWX	78.32	0.023791	0	0.003275	0.020516	Jan-19
Feb-19	SOUTHWEST GAS CORP	SWX	81.94	0.05286	0.52	0.003158	0.049702	Feb-19
Mar-19	SOUTHWEST GAS CORP	SWX	82.26	0.003905	0	0.003158	0.000747	Mar-19
Apr-19	SOUTHWEST GAS CORP	SWX	83.19	0.011306	0	0.003075	0.008231	Apr-19
May-19	SOUTHWEST GAS CORP	SWX	85.14	0.029992	0.545	0.003058	0.026933	May-19
Jun-19	SOUTHWEST GAS CORP	SWX	89.62	0.052619	0	0.003058	0.049561	Jun-19
Jul-19	SOUTHWEST GAS CORP	SWX	88.91	-0.00792	0	0.002742	-0.010664	Jul-19
Aug-19	SOUTHWEST GAS CORP	SWX	91.23	0.032224	0.545	0.002742	0.029482	Aug-19
Sep-19	SOUTHWEST GAS CORP	SWX	91.04	-0.00208	0	0.002483	-0.004566	Sep-19
Oct-19	SOUTHWEST GAS CORP	SWX	87.3	-0.04108	0	0.002525	-0.043606	Oct-19
Nov-19	SOUTHWEST GAS CORP	SWX	75.76	-0.12595	0.545	0.002558	-0.128503	Nov-19
Dec-19	SOUTHWEST GAS CORP	SWX	75.97	0.002772	0	0.002508	0.000264	Dec-19
Jan-20	SOUTHWEST GAS CORP	SWX	75.51	-0.00606	0	0.00235	-0.008405	Jan-20
Feb-20	SOUTHWEST GAS CORP	SWX	64.68	-0.13621	0.545	0.00245	-0.138657	Feb-20
Mar-20	SOUTHWEST GAS CORP	SWX	69.56	0.075448	0	0.002317	0.073132	Mar-20
Apr-20	SOUTHWEST GAS CORP	SWX	75.8	0.089707	0	0.002025	0.087682	Apr-20
May-20	SOUTHWEST GAS CORP	SWX	75.95	0.009499	0.57	0.002075	0.007424	May-20
Jun-20	SOUTHWEST GAS CORP	SWX	69.05	-0.09085	0	0.002008	-0.092858	Jun-20
Jul-20	SOUTHWEST GAS CORP	SWX	69.64	0.008545	0	0.001692	0.006853	Jul-20
Aug-20	SOUTHWEST GAS CORP	SWX	62.87	-0.08903	0.57	0.001875	-0.090904	Aug-20
Sep-20	SOUTHWEST GAS CORP	SWX	63.1	0.003658	0	0.001925	0.001733	Sep-20
Oct-20	SOUTHWEST GAS CORP	SWX	65.72	0.041521	0	0.001958	0.039563	Oct-20
Nov-20	SOUTHWEST GAS CORP	SWX	64.25	-0.01369	0.57	0.001917	-0.015611	Nov-20
Dec-20	SOUTHWEST GAS CORP	SWX	60.75	-0.05447	0	0.001883	-0.056358	Dec-20
Jan-21	SOUTHWEST GAS CORP	SWX	59.96	-0.013	0	0.002042	-0.015046	Jan-21
Feb-21	SOUTHWEST GAS CORP	SWX	62.35	0.049366	0.57	0.00225	0.047116	Feb-21
Mar-21	SOUTHWEST GAS CORP	SWX	68.71	0.102005	0	0.002533	0.099471	Mar-21

Unique Index Number	Trading Date	Company Name	Ticker	Closing Price	Total Return	Dividend Amount	IbbotRf	RP	Trading Date
66	Jan-26	LACLEDE GAS & LT CO		-162	0.022082	0	0.0031	0.0190	Jan-26
66	Feb-26	LACLEDE GAS & LT CO		162.5	0.003086	0	0.0028	0.0003	Feb-26
66	Mar-26	LACLEDE GAS & LT CO		155	-0.03385	2	0.0032	-0.0370	Mar-26
66	Apr-26	LACLEDE GAS & LT CO		-154.25	-0.00484	0	0.0030	-0.0078	Apr-26
66	May-26	LACLEDE GAS & LT CO		155	0.004862	0	0.0028	0.0021	May-26
66	Jun-26	LACLEDE GAS & LT CO		157	0.025806	2	0.0033	0.0225	Jun-26
66	Jul-26	LACLEDE GAS & LT CO		-166	0.057325	0	0.0031	0.0542	Jul-26
66	Aug-26	LACLEDE GAS & LT CO		-166.5	0.003012	0	0.0031	-0.0001	Aug-26
66	Sep-26	LACLEDE GAS & LT CO		-161	-0.02102	2	0.0030	-0.0240	Sep-26
66	Oct-26	LACLEDE GAS & LT CO		-162.5	0.009317	0	0.0030	0.0063	Oct-26
66	Nov-26	LACLEDE GAS & LT CO		175	0.076923	0	0.0031	0.0738	Nov-26
66	Dec-26	LACLEDE GAS & LT CO		180	0.051429	4	0.0030	0.0484	Dec-26
66	Jan-27	LACLEDE GAS & LT CO		174	-0.00111	0	0.0030	-0.0041	Jan-27
66	Feb-27	LACLEDE GAS & LT CO		186	0.068966	0	0.0027	0.0663	Feb-27
66	Mar-27	LACLEDE GAS & LT CO		-181.5	-0.00807	3	0.0029	-0.0110	Mar-27
66	Apr-27	LACLEDE GAS & LT CO		-198.5	0.093664	0	0.0027	0.0910	Apr-27
66	May-27	LACLEDE GAS & LT CO		243.25	0.225441	0	0.0028	0.2226	May-27
66	Jun-27	LACLEDE GAS & LT CO		-231.5	-0.03597	3	0.0027	-0.0387	Jun-27
66	Jul-27	LACLEDE GAS & LT CO		-237	0.023758	0	0.0027	0.0211	Jul-27
66	Aug-27	LACLEDE GAS & LT CO		-237.5	0.00211	0	0.0029	-0.0008	Aug-27
66	Sep-27	LACLEDE GAS & LT CO		-210	-0.10316	3	0.0027	-0.1059	Sep-27
66	Oct-27	LACLEDE GAS & LT CO		-212.5	0.011905	0	0.0028	0.0091	Oct-27
66	Nov-27	LACLEDE GAS & LT CO		-222.5	0.047059	0	0.0027	0.0444	Nov-27
66	Dec-27	LACLEDE GAS & LT CO		-197.5	-0.09888	3	0.0027	-0.1016	Dec-27
66	Jan-28	LACLEDE GAS & LT CO		-245	0.240506	0	0.0027	0.2378	Jan-28
66	Feb-28	LACLEDE GAS & LT CO		0	0	2.5	0.0025	-0.0025	Feb-28
66	Mar-28	LACLEDE GAS & LT CO		-225	-0.07143	0	0.0027	-0.0741	Mar-28
66	Apr-28	LACLEDE GAS & LT CO		-225	0	0	0.0026	-0.0026	Apr-28
66	May-28	LACLEDE GAS & LT CO		-222.5	0	2.5	0.0027	-0.0027	May-28
66	Jun-28	LACLEDE GAS & LT CO		-235	0.05618	0	0.0027	0.0535	Jun-28
66	Jul-28	LACLEDE GAS & LT CO		-225	-0.04255	0	0.0027	-0.0453	Jul-28
66	Aug-28	LACLEDE GAS & LT CO		-257.5	0.155556	2.5	0.0029	0.1527	Aug-28
66	Sep-28	LACLEDE GAS & LT CO		-230	-0.1068	0	0.0027	-0.1095	Sep-28

66	Oct-28	LACLEDE GAS & LT CO	-230	0	0	0.0030	-0.0030	Oct-28
66	Nov-28	LACLEDE GAS & LT CO	-230	0.01087	2.5	0.0027	0.0082	Nov-28
66	Dec-28	LACLEDE GAS & LT CO	-230	0	0	0.0029	-0.0029	Dec-28
66	Jan-29	LACLEDE GAS & LT CO	-242.5	0.054348	0	0.0029	0.0514	Jan-29
66	Feb-29	LACLEDE GAS & LT CO	240.25	-0.00928	0	0.0027	-0.0120	Feb-29
66	Mar-29	LACLEDE GAS & LT CO	-242.5	0.019771	2.5	0.0028	0.0170	Mar-29
66	Apr-29	LACLEDE GAS & LT CO	-235	-0.03093	0	0.0034	-0.0343	Apr-29
66	May-29	LACLEDE GAS & LT CO	-222.5	-0.04255	2.5	0.0030	-0.0456	May-29
66	Jun-29	LACLEDE GAS & LT CO	-232.5	0.044944	0	0.0029	0.0420	Jun-29
66	Jul-29	LACLEDE GAS & LT CO	0	0	0	0.0032	-0.0032	Jul-29
66	Aug-29	LACLEDE GAS & LT CO	-268.25	0.164516	2.5	0.0030	0.1615	Aug-29
66	Sep-29	LACLEDE GAS & LT CO	-238	-0.11277	0	0.0032	-0.1160	Sep-29
66	Oct-29	LACLEDE GAS & LT CO	-180	-0.2437	0	0.0031	-0.2468	Oct-29
66	Nov-29	LACLEDE GAS & LT CO	-217.5	0.208333	0	0.0026	0.2057	Nov-29
66	Dec-29	LACLEDE GAS & LT CO	-225	0.045977	2.5	0.0031	0.0429	Dec-29
66	Jan-30	LACLEDE GAS & LT CO	215	-0.04444	0	0.0029	-0.0473	Jan-30
66	Feb-30	LACLEDE GAS & LT CO	-215	0.011628	2.5	0.0026	0.0090	Feb-30
66	Mar-30	LACLEDE GAS & LT CO	-225	0.046512	0	0.0029	0.0436	Mar-30
66	Apr-30	LACLEDE GAS & LT CO	-225	0	0	0.0027	-0.0027	Apr-30
66	May-30	LACLEDE GAS & LT CO	-225	0	0	0.0027	-0.0027	May-30
66	Jun-30	LACLEDE GAS & LT CO	-225	0.011111	2.5	0.0029	0.0082	Jun-30
66	Jul-30	LACLEDE GAS & LT CO	-216.5	-0.03778	0	0.0028	-0.0406	Jul-30
66	Aug-30	LACLEDE GAS & LT CO	-222.5	0.039261	2.5	0.0026	0.0367	Aug-30
66	Sep-30	LACLEDE GAS & LT CO	-215	-0.03371	0	0.0029	-0.0366	Sep-30
66	Oct-30	LACLEDE GAS & LT CO	-215	0	0	0.0027	-0.0027	Oct-30
66	Nov-30	LACLEDE GAS & LT CO	-215	0	0	0.0026	-0.0026	Nov-30
66	Dec-30	LACLEDE GAS & LT CO	-222.5	0.046512	2.5	0.0028	0.0437	Dec-30
66	Jan-31	LACLEDE GAS & LT CO	-222.5	0	0	0.0028	-0.0028	Jan-31
66	Feb-31	LACLEDE GAS & LT CO	-213.5	-0.04045	0	0.0026	-0.0430	Feb-31
66	Mar-31	LACLEDE GAS & LT CO	-212.5	0.004684	2	0.0029	0.0018	Mar-31
66	Apr-31	LACLEDE GAS & LT CO	-212.5	0	0	0.0027	-0.0027	Apr-31
66	May-31	LACLEDE GAS & LT CO	-210	-0.01177	0	0.0026	-0.0144	May-31
66	Jun-31	LACLEDE GAS & LT CO	-216.5	0.040476	2	0.0028	0.0377	Jun-31
66	Jul-31	LACLEDE GAS & LT CO	-200	-0.07621	0	0.0027	-0.0789	Jul-31
66	Aug-31	LACLEDE GAS & LT CO	-202.5	0.0225	2	0.0027	0.0198	Aug-31
66	Sep-31	LACLEDE GAS & LT CO	-187.5	-0.07407	0	0.0027	-0.0768	Sep-31

66	Oct-31	LACLEDE GAS & LT CO	-187.5	0	0	0.0029	-0.0029	Oct-31
66	Nov-31	LACLEDE GAS & LT CO	-180	-0.04	0	0.0031	-0.0431	Nov-31
66	Dec-31	LACLEDE GAS & LT CO	-130	-0.26667	2	0.0032	-0.2699	Dec-31
66	Jan-32	LACLEDE GAS & LT CO	-130	0	0	0.0032	-0.0032	Jan-32
66	Feb-32	LACLEDE GAS & LT CO	-117.5	-0.09615	0	0.0032	-0.0994	Feb-32
66	Mar-32	LACLEDE GAS & LT CO	-112.5	-0.02979	1.5	0.0031	-0.0329	Mar-32
66	Apr-32	LACLEDE GAS & LT CO	-90	-0.2	0	0.0030	-0.2030	Apr-32
66	May-32	LACLEDE GAS & LT CO	-70	-0.22222	0	0.0028	-0.2250	May-32
66	Jun-32	LACLEDE GAS & LT CO	-45	-0.33571	1.5	0.0028	-0.3385	Jun-32
66	Jul-32	LACLEDE GAS & LT CO	-47.5	0.055556	0	0.0028	0.0528	Jul-32
66	Aug-32	LACLEDE GAS & LT CO	-65	0.368421	0	0.0028	0.3656	Aug-32
66	Sep-32	LACLEDE GAS & LT CO	-61	-0.03846	1.5	0.0026	-0.0411	Sep-32
66	Oct-32	LACLEDE GAS & LT CO	-65	0.065574	0	0.0027	0.0629	Oct-32
66	Nov-32	LACLEDE GAS & LT CO	-66	0.015385	0	0.0026	0.0128	Nov-32
66	Dec-32	LACLEDE GAS & LT CO	-59.5	-0.07576	1.5	0.0027	-0.0785	Dec-32
66	Jan-33	LACLEDE GAS & LT CO	-66.75	0.121849	0	0.0027	0.1191	Jan-33
66	Feb-33	LACLEDE GAS & LT CO	-57.563	-0.13764	0	0.0023	-0.1399	Feb-33
66	Mar-33	LACLEDE GAS & LT CO	-60	0.068404	1.5	0.0027	0.0657	Mar-33
66	Apr-33	LACLEDE GAS & LT CO	-40	-0.33333	0	0.0025	-0.3358	Apr-33
66	May-33	LACLEDE GAS & LT CO	-58.5	0.5	1.5	0.0028	0.4972	May-33
66	Jun-33	LACLEDE GAS & LT CO	-80	0.367521	0	0.0025	0.3650	Jun-33
66	Jul-33	LACLEDE GAS & LT CO	-65.5	-0.18125	0	0.0026	-0.1839	Jul-33
66	Aug-33	LACLEDE GAS & LT CO	-72.5	0.10687	0	0.0026	0.1043	Aug-33
66	Sep-33	LACLEDE GAS & LT CO	54	-0.23448	1.5	0.0025	-0.2370	Sep-33
66	Oct-33	LACLEDE GAS & LT CO	-43.063	-0.20255	0	0.0026	-0.2051	Oct-33
66	Nov-33	LACLEDE GAS & LT CO	-47	0.12627	1.5	0.0025	0.1238	Nov-33
66	Dec-33	LACLEDE GAS & LT CO	-45	-0.04255	0	0.0028	-0.0454	Dec-33
66	Jan-34	LACLEDE GAS & LT CO	-48.625	0.080556	0	0.0029	0.0777	Jan-34
66	Feb-34	LACLEDE GAS & LT CO	-48.563	-0.00129	0	0.0024	-0.0037	Feb-34
66	Mar-34	LACLEDE GAS & LT CO	-38.75	-0.20206	0	0.0027	-0.2048	Mar-34
66	Apr-34	LACLEDE GAS & LT CO	-42	0.083871	0	0.0025	0.0814	Apr-34
66	May-34	LACLEDE GAS & LT CO	0	0	0	0.0025	-0.0025	May-34
66	Jun-34	LACLEDE GAS & LT CO	-32.25	-0.23214	0	0.0024	-0.2345	Jun-34
66	Jul-34	LACLEDE GAS & LT CO	20	-0.37985	0	0.0024	-0.3822	Jul-34
66	Aug-34	LACLEDE GAS & LT CO	-21.75	0.0875	0	0.0024	0.0851	Aug-34
66	Sep-34	LACLEDE GAS & LT CO	-22.75	0.045977	0	0.0023	0.0437	Sep-34

66	Oct-34	LACLEDE GAS & LT CO	21.75	-0.04396	0	0.0027	-0.0467	Oct-34
66	Nov-34	LACLEDE GAS & LT CO	-22.75	0.045977	0	0.0025	0.0435	Nov-34
66	Dec-34	LACLEDE GAS & LT CO	-22	-0.03297	0	0.0025	-0.0355	Dec-34
66	Jan-35	LACLEDE GAS & LT CO	-20.25	-0.07955	0	0.0025	-0.0820	Jan-35
66	Feb-35	LACLEDE GAS & LT CO	15	-0.25926	0	0.0021	-0.2614	Feb-35
66	Mar-35	LACLEDE GAS & LT CO	12	-0.2	0	0.0022	-0.2022	Mar-35
66	Apr-35	LACLEDE GAS & LT CO	-16.5	0.375	0	0.0023	0.3727	Apr-35
66	May-35	LACLEDE GAS & LT CO	20	0.212121	0	0.0023	0.2098	May-35
66	Jun-35	LACLEDE GAS & LT CO	-14.75	-0.2625	0	0.0022	-0.2647	Jun-35
66	Jul-35	LACLEDE GAS & LT CO	23.25	0.576271	0	0.0024	0.5739	Jul-35
66	Aug-35	LACLEDE GAS & LT CO	22	-0.05376	0	0.0023	-0.0561	Aug-35
66	Sep-35	LACLEDE GAS & LT CO	18.25	-0.17046	0	0.0023	-0.1728	Sep-35
66	Oct-35	LACLEDE GAS & LT CO	-19.25	0.054795	0	0.0023	0.0525	Oct-35
66	Nov-35	LACLEDE GAS & LT CO	-21.063	0.094156	0	0.0024	0.0918	Nov-35
66	Dec-35	LACLEDE GAS & LT CO	-23.688	0.124629	0	0.0024	0.1222	Dec-35
66	Jan-36	LACLEDE GAS & LT CO	33	0.39314	0	0.0024	0.3907	Jan-36
66	Feb-36	LACLEDE GAS & LT CO	-26.5	-0.19697	0	0.0023	-0.1993	Feb-36
66	Mar-36	LACLEDE GAS & LT CO	-27.5	0.037736	0	0.0024	0.0353	Mar-36
66	Apr-36	LACLEDE GAS & LT CO	-22.125	-0.19546	0	0.0022	-0.1977	Apr-36
66	May-36	LACLEDE GAS & LT CO	-24.375	0.101695	0	0.0022	0.0995	May-36
66	Jun-36	LACLEDE GAS & LT CO	-23.5	-0.0359	0	0.0024	-0.0383	Jun-36
66	Jul-36	LACLEDE GAS & LT CO	27	0.148936	0	0.0023	0.1466	Jul-36
66	Aug-36	LACLEDE GAS & LT CO	-26.813	-0.00694	0	0.0023	-0.0092	Aug-36
66	Sep-36	LACLEDE GAS & LT CO	28.5	0.062937	0	0.0021	0.0608	Sep-36
66	Oct-36	LACLEDE GAS & LT CO	27	-0.05263	0	0.0023	-0.0549	Oct-36
66	Nov-36	LACLEDE GAS & LT CO	28.5	0.055556	0	0.0022	0.0534	Nov-36
66	Dec-36	LACLEDE GAS & LT CO	23	-0.19298	0	0.0022	-0.1952	Dec-36
66	Jan-37	LACLEDE GAS & LT CO	25	0.086957	0	0.0021	0.0849	Jan-37
66	Feb-37	LACLEDE GAS & LT CO	22.125	-0.115	0	0.0020	-0.1170	Feb-37
66	Mar-37	LACLEDE GAS & LT CO	21.125	-0.0452	0	0.0022	-0.0474	Mar-37
66	Apr-37	LACLEDE GAS & LT CO	-18.938	-0.10355	0	0.0023	-0.1059	Apr-37
66	May-37	LACLEDE GAS & LT CO	-18.625	-0.0165	0	0.0022	-0.0187	May-37
66	Jun-37	LACLEDE GAS & LT CO	-15.5	-0.16779	0	0.0025	-0.1703	Jun-37
66	Jul-37	LACLEDE GAS & LT CO	-17.75	0.145161	0	0.0024	0.1428	Jul-37
66	Aug-37	LACLEDE GAS & LT CO	-17.5	-0.01409	0	0.0023	-0.0164	Aug-37
66	Sep-37	LACLEDE GAS & LT CO	11.875	-0.32143	0	0.0023	-0.3237	Sep-37

66	Oct-37	LACLEDE GAS & LT CO	13	0.094737	0	0.0023	0.0924	Oct-37
66	Nov-37	LACLEDE GAS & LT CO	-12	-0.07692	0	0.0024	-0.0793	Nov-37
66	Dec-37	LACLEDE GAS & LT CO	14.5	0.208333	0	0.0023	0.2060	Dec-37
66	Jan-38	LACLEDE GAS & LT CO	13	-0.10345	0	0.0023	-0.1057	Jan-38
66	Feb-38	LACLEDE GAS & LT CO	-14.75	0.134615	0	0.0021	0.1325	Feb-38
66	Mar-38	LACLEDE GAS & LT CO	9	-0.38983	0	0.0023	-0.3921	Mar-38
66	Apr-38	LACLEDE GAS & LT CO	-10.625	0.180556	0	0.0022	0.1784	Apr-38
66	May-38	LACLEDE GAS & LT CO	11.5	0.082353	0	0.0022	0.0802	May-38
66	Jun-38	LACLEDE GAS & LT CO	15	0.304348	0	0.0021	0.3022	Jun-38
66	Jul-38	LACLEDE GAS & LT CO	-14.75	-0.01667	0	0.0021	-0.0188	Jul-38
66	Aug-38	LACLEDE GAS & LT CO	12	-0.18644	0	0.0022	-0.1886	Aug-38
66	Sep-38	LACLEDE GAS & LT CO	-13.125	0.09375	0	0.0021	0.0917	Sep-38
66	Oct-38	LACLEDE GAS & LT CO	-14.125	0.07619	0	0.0022	0.0740	Oct-38
66	Nov-38	LACLEDE GAS & LT CO	11.75	-0.16814	0	0.0021	-0.1702	Nov-38
66	Dec-38	LACLEDE GAS & LT CO	-11.5	-0.02128	0	0.0022	-0.0235	Dec-38
66	Jan-39	LACLEDE GAS & LT CO	-11.25	-0.02174	0	0.0021	-0.0238	Jan-39
66	Feb-39	LACLEDE GAS & LT CO	12.375	0.1	0	0.0019	0.0981	Feb-39
66	Mar-39	LACLEDE GAS & LT CO	9	-0.27273	0	0.0021	-0.2748	Mar-39
66	Apr-39	LACLEDE GAS & LT CO	-8.75	-0.02778	0	0.0019	-0.0297	Apr-39
66	May-39	LACLEDE GAS & LT CO	10.25	0.171429	0	0.0020	0.1694	May-39
66	Jun-39	LACLEDE GAS & LT CO	-8.75	-0.14634	0	0.0018	-0.1481	Jun-39
66	Jul-39	LACLEDE GAS & LT CO	9	0.028571	0	0.0019	0.0267	Jul-39
66	Aug-39	LACLEDE GAS & LT CO	-8.9375	-0.00694	0	0.0018	-0.0087	Aug-39
66	Sep-39	LACLEDE GAS & LT CO	-10.375	0.160839	0	0.0019	0.1589	Sep-39
66	Oct-39	LACLEDE GAS & LT CO	10	-0.03615	0	0.0023	-0.0384	Oct-39
66	Nov-39	LACLEDE GAS & LT CO	8	-0.2	0	0.0020	-0.2020	Nov-39
66	Dec-39	LACLEDE GAS & LT CO	-8.125	0.015625	0	0.0019	0.0137	Dec-39
66	Jan-40	LACLEDE GAS & LT CO	8	-0.01539	0	0.0020	-0.0174	Jan-40
66	Feb-40	LACLEDE GAS & LT CO	7.875	-0.01563	0	0.0018	-0.0174	Feb-40
66	Mar-40	LACLEDE GAS & LT CO	-8.6875	0.103175	0	0.0019	0.1013	Mar-40
66	Apr-40	LACLEDE GAS & LT CO	-7.4375	-0.14389	0	0.0018	-0.1457	Apr-40
66	May-40	LACLEDE GAS & LT CO	-4.75	-0.36135	0	0.0019	-0.3632	May-40
66	Jun-40	LACLEDE GAS & LT CO	7	0.473684	0	0.0019	0.4718	Jun-40
66	Jul-40	LACLEDE GAS & LT CO	-6.8125	-0.02679	0	0.0020	-0.0288	Jul-40
66	Aug-40	LACLEDE GAS & LT CO	-6.25	-0.08257	0	0.0019	-0.0845	Aug-40
66	Sep-40	LACLEDE GAS & LT CO	-6.5	0.04	0	0.0018	0.0382	Sep-40

66	Oct-40	LACLEDE GAS & LT CO	-7.25	0.115385	0	0.0018	0.1136	Oct-40
66	Nov-40	LACLEDE GAS & LT CO	-6.625	-0.08621	0	0.0018	-0.0880	Nov-40
66	Dec-40	LACLEDE GAS & LT CO	6	-0.09434	0	0.0017	-0.0960	Dec-40
66	Jan-41	LACLEDE GAS & LT CO	-6.625	0.104167	0	0.0016	0.1026	Jan-41
66	Feb-41	LACLEDE GAS & LT CO	-6.5	-0.01887	0	0.0016	-0.0205	Feb-41
66	Mar-41	LACLEDE GAS & LT CO	6.875	0.057692	0	0.0018	0.0559	Mar-41
66	Apr-41	LACLEDE GAS & LT CO	6.5	-0.05455	0	0.0017	-0.0562	Apr-41
66	May-41	LACLEDE GAS & LT CO	-6.4375	-0.00962	0	0.0017	-0.0113	May-41
66	Jun-41	LACLEDE GAS & LT CO	-7.1875	0.116505	0	0.0016	0.1149	Jun-41
66	Jul-41	LACLEDE GAS & LT CO	12.5	0.73913	0	0.0016	0.7375	Jul-41
66	Aug-41	LACLEDE GAS & LT CO	-14.063	0.125	0	0.0016	0.1234	Aug-41
66	Sep-41	LACLEDE GAS & LT CO	-12.75	-0.09333	0	0.0016	-0.0949	Sep-41
66	Oct-41	LACLEDE GAS & LT CO	-12.875	0.009804	0	0.0016	0.0082	Oct-41
66	Nov-41	LACLEDE GAS & LT CO	11.75	-0.08738	0	0.0014	-0.0888	Nov-41
66	Dec-41	LACLEDE GAS & LT CO	8.25	-0.29787	0	0.0016	-0.2995	Dec-41
66	Jan-42	LACLEDE GAS & LT CO	-9.25	0.121212	0	0.0021	0.1191	Jan-42
66	Feb-42	LACLEDE GAS & LT CO	-9.75	0.054054	0	0.0019	0.0522	Feb-42
66	Mar-42	LACLEDE GAS & LT CO	-9.1875	-0.05769	0	0.0021	-0.0598	Mar-42
66	Apr-42	LACLEDE GAS & LT CO	-8.125	-0.11565	0	0.0020	-0.1176	Apr-42
66	May-42	LACLEDE GAS & LT CO	10.25	0.261538	0	0.0019	0.2596	May-42
66	Jun-42	LACLEDE GAS & LT CO	12	0.170732	0	0.0021	0.1686	Jun-42
66	Jul-42	LACLEDE GAS & LT CO	-11.563	-0.03646	0	0.0021	-0.0386	Jul-42
66	Aug-42	LACLEDE GAS & LT CO	-11.375	-0.01622	0	0.0021	-0.0183	Aug-42
66	Sep-42	LACLEDE GAS & LT CO	9.75	-0.14286	0	0.0020	-0.1449	Sep-42
66	Oct-42	LACLEDE GAS & LT CO	10.375	0.064103	0	0.0021	0.0620	Oct-42
66	Nov-42	LACLEDE GAS & LT CO	-9.25	-0.10843	0	0.0020	-0.1104	Nov-42
66	Dec-42	LACLEDE GAS & LT CO	9.75	0.054054	0	0.0021	0.0520	Dec-42
66	Jan-43	LACLEDE GAS & LT CO	-10.75	0.102564	0	0.0020	0.1006	Jan-43
66	Feb-43	LACLEDE GAS & LT CO	11.75	0.093023	0	0.0019	0.0911	Feb-43
66	Mar-43	LACLEDE GAS & LT CO	14.875	0.265957	0	0.0021	0.2639	Mar-43
66	Apr-43	LACLEDE GAS & LT CO	14.75	-0.0084	0	0.0020	-0.0104	Apr-43
66	May-43	LACLEDE GAS & LT CO	16	0.084746	0	0.0019	0.0828	May-43
66	Jun-43	LACLEDE GAS & LT CO	15.5	-0.03125	0	0.0021	-0.0334	Jun-43
66	Jul-43	LACLEDE GAS & LT CO	-13.5	-0.12903	0	0.0021	-0.1311	Jul-43
66	Aug-43	LACLEDE GAS & LT CO	13.125	-0.02778	0	0.0021	-0.0299	Aug-43
66	Sep-43	LACLEDE GAS & LT CO	14.5	0.104762	0	0.0020	0.1028	Sep-43

66	Oct-43	LACLEDE GAS & LT CO	13.125	-0.09483	0	0.0020	-0.0968	Oct-43
66	Nov-43	LACLEDE GAS & LT CO	10.875	-0.17143	0	0.0021	-0.1735	Nov-43
66	Dec-43	LACLEDE GAS & LT CO	11.5	0.057471	0	0.0021	0.0554	Dec-43
66	Jan-44	LACLEDE GAS & LT CO	12.25	0.065217	0	0.0021	0.0631	Jan-44
66	Feb-44	LACLEDE GAS & LT CO	11.75	-0.04082	0	0.0020	-0.0428	Feb-44
66	Mar-44	LACLEDE GAS & LT CO	12.5	0.06383	0	0.0021	0.0617	Mar-44
66	Apr-44	LACLEDE GAS & LT CO	-11.688	-0.065	0	0.0020	-0.0670	Apr-44
66	May-44	LACLEDE GAS & LT CO	10.25	-0.123	0	0.0022	-0.1252	May-44
66	Jun-44	LACLEDE GAS & LT CO	11	0.073171	0	0.0020	0.0712	Jun-44
66	Jul-44	LACLEDE GAS & LT CO	-9.875	-0.10227	0	0.0021	-0.1044	Jul-44
66	Aug-44	LACLEDE GAS & LT CO	-9.8125	-0.00633	0	0.0021	-0.0084	Aug-44
66	Sep-44	LACLEDE GAS & LT CO	10	0.019108	0	0.0020	0.0171	Sep-44
66	Oct-44	LACLEDE GAS & LT CO	-10.188	0.01875	0	0.0021	0.0167	Oct-44
66	Nov-44	LACLEDE GAS & LT CO	9.75	-0.04295	0	0.0020	-0.0449	Nov-44
66	Dec-44	LACLEDE GAS & LT CO	9.375	-0.03846	0	0.0020	-0.0405	Dec-44
66	Jan-45	LACLEDE GAS & LT CO	7.375	-0.21333	0	0.0021	-0.2154	Jan-45
66	Feb-45	LACLEDE GAS & LT CO	-7.5625	0.025424	0	0.0018	0.0236	Feb-45
66	Mar-45	LACLEDE GAS & LT CO	5.125	-0.32231	0	0.0020	-0.3243	Mar-45
66	Apr-45	LACLEDE GAS & LT CO	5	-0.02439	0	0.0019	-0.0263	Apr-45
66	May-45	LACLEDE GAS & LT CO	5.375	0.075	0	0.0019	0.0731	May-45
66	Jun-45	LACLEDE GAS & LT CO	5.75	0.069767	0	0.0019	0.0679	Jun-45
66	Jul-45	LACLEDE GAS & LT CO	5.75	0	0	0.0018	-0.0018	Jul-45
66	Aug-45	LACLEDE GAS & LT CO	5.625	-0.02174	0	0.0019	-0.0236	Aug-45
66	Sep-45	LACLEDE GAS & LT CO	6	0.066667	0	0.0018	0.0649	Sep-45
66	Oct-45	LACLEDE GAS & LT CO	6.5	0.083333	0	0.0019	0.0814	Oct-45
66	Nov-45	LACLEDE GAS & LT CO	7.375	0.134615	0	0.0018	0.1328	Nov-45
66	Dec-45	LACLEDE GAS & LT CO	6.875	-0.05424	0.1	0.0018	-0.0560	Dec-45
66	Jan-46	LACLEDE GAS & LT CO	8.875	0.290909	0	0.0017	0.2892	Jan-46
66	Feb-46	LACLEDE GAS & LT CO	7.75	-0.12676	0	0.0015	-0.1283	Feb-46
66	Mar-46	LACLEDE GAS & LT CO	7.75	0.006452	0.05	0.0016	0.0049	Mar-46
66	Apr-46	LACLEDE GAS & LT CO	7.5	-0.03226	0	0.0017	-0.0340	Apr-46
66	May-46	LACLEDE GAS & LT CO	8.75	0.166667	0	0.0018	0.1649	May-46
66	Jun-46	LACLEDE GAS & LT CO	7.75	-0.10857	0.05	0.0016	-0.1102	Jun-46
66	Jul-46	LACLEDE GAS & LT CO	7.25	-0.06452	0	0.0019	-0.0664	Jul-46
66	Aug-46	LACLEDE GAS & LT CO	7	-0.03448	0	0.0017	-0.0362	Aug-46
66	Sep-46	LACLEDE GAS & LT CO	6.125	-0.11786	0.05	0.0018	-0.1197	Sep-46

66	Oct-46	LACLEDE GAS & LT CO	6	-0.02041	0	0.0019	-0.0223	Oct-46
66	Nov-46	LACLEDE GAS & LT CO	6.625	0.104167	0	0.0018	0.1024	Nov-46
66	Dec-46	LACLEDE GAS & LT CO	6.25	-0.04906	0.05	0.0019	-0.0510	Dec-46
66	Jan-47	LACLEDE GAS & LT CO	6.625	0.06	0	0.0018	0.0582	Jan-47
66	Feb-47	LACLEDE GAS & LT CO	6	-0.09434	0	0.0016	-0.0959	Feb-47
66	Mar-47	LACLEDE GAS & LT CO	5.625	-0.05417	0.05	0.0018	-0.0560	Mar-47
66	Apr-47	LACLEDE GAS & LT CO	5.125	-0.08889	0	0.0017	-0.0906	Apr-47
66	May-47	LACLEDE GAS & LT CO	5	-0.02439	0	0.0017	-0.0261	May-47
66	Jun-47	LACLEDE GAS & LT CO	5	0.01	0.05	0.0019	0.0081	Jun-47
66	Jul-47	LACLEDE GAS & LT CO	5.25	0.05	0	0.0018	0.0482	Jul-47
66	Aug-47	LACLEDE GAS & LT CO	6.125	0.166667	0	0.0017	0.1650	Aug-47
66	Sep-47	LACLEDE GAS & LT CO	5.625	-0.07347	0.05	0.0018	-0.0753	Sep-47
66	Oct-47	LACLEDE GAS & LT CO	5.375	-0.04444	0	0.0018	-0.0462	Oct-47
66	Nov-47	LACLEDE GAS & LT CO	5	-0.06977	0	0.0017	-0.0715	Nov-47
66	Dec-47	LACLEDE GAS & LT CO	4.875	-0.015	0.05	0.0021	-0.0171	Dec-47
66	Jan-48	LACLEDE GAS & LT CO	5.125	0.051282	0	0.0020	0.0493	Jan-48
66	Feb-48	LACLEDE GAS & LT CO	5	-0.02439	0	0.0019	-0.0263	Feb-48
66	Mar-48	LACLEDE GAS & LT CO	5.125	0.037426	0.05012	0.0022	0.0352	Mar-48
66	Apr-48	LACLEDE GAS & LT CO	5.5	0.073171	0	0.0020	0.0712	Apr-48
66	May-48	LACLEDE GAS & LT CO	6.125	0.113636	0	0.0018	0.1118	May-48
66	Jun-48	LACLEDE GAS & LT CO	6	-0.01225	0.05	0.0021	-0.0143	Jun-48
66	Jul-48	LACLEDE GAS & LT CO	5.875	-0.02083	0	0.0019	-0.0227	Jul-48
66	Aug-48	LACLEDE GAS & LT CO	5.75	-0.02128	0	0.0021	-0.0234	Aug-48
66	Sep-48	LACLEDE GAS & LT CO	5.75	0.008696	0.05	0.0020	0.0067	Sep-48
66	Oct-48	LACLEDE GAS & LT CO	6	0.043478	0	0.0019	0.0416	Oct-48
66	Nov-48	LACLEDE GAS & LT CO	5.125	-0.14583	0	0.0021	-0.1479	Nov-48
66	Dec-48	LACLEDE GAS & LT CO	5	-0.01463	0.05	0.0020	-0.0166	Dec-48
66	Jan-49	LACLEDE GAS & LT CO	5.625	0.125	0	0.0020	0.1230	Jan-49
66	Feb-49	LACLEDE GAS & LT CO	5.75	0.022222	0	0.0018	0.0204	Feb-49
66	Mar-49	LACLEDE GAS & LT CO	6.75	0.182609	0.05	0.0019	0.1807	Mar-49
66	Apr-49	LACLEDE GAS & LT CO	6.5	-0.03704	0	0.0018	-0.0388	Apr-49
66	May-49	LACLEDE GAS & LT CO	6.625	0.019231	0	0.0020	0.0172	May-49
66	Jun-49	LACLEDE GAS & LT CO	6.375	-0.03019	0.05	0.0019	-0.0321	Jun-49
66	Jul-49	LACLEDE GAS & LT CO	6.625	0.039216	0	0.0017	0.0375	Jul-49
66	Aug-49	LACLEDE GAS & LT CO	7.125	0.075472	0	0.0019	0.0736	Aug-49
66	Sep-49	LACLEDE GAS & LT CO	7.125	0.007018	0.05	0.0017	0.0053	Sep-49

66	Oct-49	LACLEDE GAS & LT CO	7.625	0.070175	0	0.0018	0.0684	Oct-49
66	Nov-49	LACLEDE GAS & LT CO	7.5	-0.01639	0	0.0017	-0.0181	Nov-49
66	Dec-49	LACLEDE GAS & LT CO	7.5	0.006667	0.05	0.0017	0.0050	Dec-49
66	Jan-50	LACLEDE GAS & LT CO	6.875	-0.08333	0	0.0018	-0.0851	Jan-50
66	Feb-50	LACLEDE GAS & LT CO	6.75	-0.01818	0	0.0016	-0.0198	Feb-50
66	Mar-50	LACLEDE GAS & LT CO	7	0.044444	0.05	0.0018	0.0426	Mar-50
66	Apr-50	LACLEDE GAS CO	7	0	0	0.0016	-0.0016	Apr-50
66	May-50	LACLEDE GAS CO	7.25	0.035714	0	0.0019	0.0338	May-50
66	Jun-50	LACLEDE GAS CO	6.5	-0.09655	0.05	0.0017	-0.0983	Jun-50
66	Jul-50	LACLEDE GAS CO	6.25	-0.03846	0	0.0018	-0.0403	Jul-50
66	Aug-50	LACLEDE GAS CO	6.5	0.04	0	0.0018	0.0382	Aug-50
66	Sep-50	LACLEDE GAS CO	6.75	0.046154	0.05	0.0017	0.0445	Sep-50
66	Oct-50	LACLEDE GAS CO	6.75	0	0	0.0019	-0.0019	Oct-50
66	Nov-50	LACLEDE GAS CO	7.375	0.092593	0	0.0018	0.0908	Nov-50
66	Dec-50	LACLEDE GAS CO	7.125	-0.02034	0.1	0.0018	-0.0221	Dec-50
66	Jan-51	LACLEDE GAS CO	7.375	0.035088	0	0.0020	0.0331	Jan-51
66	Feb-51	LACLEDE GAS CO	7.5	0.016949	0	0.0017	0.0152	Feb-51
66	Mar-51	LACLEDE GAS CO	7.25	-0.02	0.1	0.0019	-0.0219	Mar-51
66	Apr-51	LACLEDE GAS CO	7.125	-0.01724	0	0.0020	-0.0192	Apr-51
66	May-51	LACLEDE GAS CO	7.25	0.017544	0	0.0021	0.0154	May-51
66	Jun-51	LACLEDE GAS CO	7	-0.02069	0.1	0.0020	-0.0227	Jun-51
66	Jul-51	LACLEDE GAS CO	7.125	0.017857	0	0.0023	0.0156	Jul-51
66	Aug-51	LACLEDE GAS CO	7.375	0.035088	0	0.0021	0.0330	Aug-51
66	Sep-51	LACLEDE GAS CO	7.75	0.067797	0.125	0.0019	0.0659	Sep-51
66	Oct-51	LACLEDE GAS CO	7.875	0.016129	0	0.0023	0.0138	Oct-51
66	Nov-51	LACLEDE GAS CO	8.125	0.031746	0	0.0021	0.0296	Nov-51
66	Dec-51	LACLEDE GAS CO	8.625	0.076923	0.125	0.0022	0.0747	Dec-51
66	Jan-52	LACLEDE GAS CO	8.625	0	0	0.0023	-0.0023	Jan-52
66	Feb-52	LACLEDE GAS CO	8.375	-0.02899	0	0.0021	-0.0311	Feb-52
66	Mar-52	LACLEDE GAS CO	8.375	0.014925	0.125	0.0023	0.0126	Mar-52
66	Apr-52	LACLEDE GAS CO	8.125	-0.02985	0	0.0022	-0.0321	Apr-52
66	May-52	LACLEDE GAS CO	8.875	0.092308	0	0.0020	0.0903	May-52
66	Jun-52	LACLEDE GAS CO	8.375	-0.04225	0.125	0.0022	-0.0445	Jun-52
66	Jul-52	LACLEDE GAS CO	8.625	0.029851	0	0.0022	0.0277	Jul-52
66	Aug-52	LACLEDE GAS CO	8.75	0.014493	0	0.0021	0.0124	Aug-52
66	Sep-52	LACLEDE GAS CO	8.75	0.014286	0.125	0.0023	0.0120	Sep-52

66	Oct-52	LACLEDE GAS CO	8.875	0.014286	0	0.0023	0.0120	Oct-52
66	Nov-52	LACLEDE GAS CO	8.875	0	0	0.0021	-0.0021	Nov-52
66	Dec-52	LACLEDE GAS CO	9.5	0.084507	0.125	0.0024	0.0821	Dec-52
66	Jan-53	LACLEDE GAS CO	9.625	0.013158	0	0.0023	0.0109	Jan-53
66	Feb-53	LACLEDE GAS CO	9	-0.06494	0	0.0021	-0.0670	Feb-53
66	Mar-53	LACLEDE GAS CO	9.125	0.027778	0.125	0.0025	0.0253	Mar-53
66	Apr-53	LACLEDE GAS CO	8.75	-0.0411	0	0.0024	-0.0435	Apr-53
66	May-53	LACLEDE GAS CO	8.75	0	0	0.0024	-0.0024	May-53
66	Jun-53	LACLEDE GAS CO	8.5	-0.01429	0.125	0.0027	-0.0170	Jun-53
66	Jul-53	LACLEDE GAS CO	8.625	0.014706	0	0.0025	0.0122	Jul-53
66	Aug-53	LACLEDE GAS CO	8.5	-0.01449	0	0.0025	-0.0170	Aug-53
66	Sep-53	LACLEDE GAS CO	8.625	0.029412	0.125	0.0025	0.0269	Sep-53
66	Oct-53	LACLEDE GAS CO	9.5	0.101449	0	0.0023	0.0991	Oct-53
66	Nov-53	LACLEDE GAS CO	9.75	0.026316	0	0.0024	0.0239	Nov-53
66	Dec-53	LACLEDE GAS CO	9.875	0.028205	0.15	0.0024	0.0258	Dec-53
66	Jan-54	LACLEDE GAS CO	10.125	0.025316	0	0.0023	0.0230	Jan-54
66	Feb-54	LACLEDE GAS CO	10.625	0.049383	0	0.0022	0.0472	Feb-54
66	Mar-54	LACLEDE GAS CO	10.75	0.025882	0.15	0.0025	0.0234	Mar-54
66	Apr-54	LACLEDE GAS CO	10.75	0	0	0.0022	-0.0022	Apr-54
66	May-54	LACLEDE GAS CO	11.75	0.093023	0	0.0020	0.0910	May-54
66	Jun-54	LACLEDE GAS CO	11.5	-0.00851	0.15	0.0025	-0.0110	Jun-54
66	Jul-54	LACLEDE GAS CO	11.5	0	0	0.0022	-0.0022	Jul-54
66	Aug-54	LACLEDE GAS CO	11.875	0.032609	0	0.0023	0.0303	Aug-54
66	Sep-54	LACLEDE GAS CO	11.625	-0.00842	0.15	0.0022	-0.0106	Sep-54
66	Oct-54	LACLEDE GAS CO	11.25	-0.03226	0	0.0021	-0.0344	Oct-54
66	Nov-54	LACLEDE GAS CO	12.375	0.1	0	0.0023	0.0977	Nov-54
66	Dec-54	LACLEDE GAS CO	13.375	0.092929	0.15	0.0023	0.0906	Dec-54
66	Jan-55	LACLEDE GAS CO	13.875	0.037383	0	0.0022	0.0352	Jan-55
66	Feb-55	LACLEDE GAS CO	13.125	-0.05405	0	0.0022	-0.0563	Feb-55
66	Mar-55	LACLEDE GAS CO	13	0.001905	0.15	0.0024	-0.0005	Mar-55
66	Apr-55	LACLEDE GAS CO	13.125	0.009615	0	0.0022	0.0074	Apr-55
66	May-55	LACLEDE GAS CO	13.25	0.009524	0	0.0025	0.0070	May-55
66	Jun-55	LACLEDE GAS CO	13.125	0.001887	0.15	0.0023	-0.0004	Jun-55
66	Jul-55	LACLEDE GAS CO	14	0.066667	0	0.0023	0.0644	Jul-55
66	Aug-55	LACLEDE GAS CO	14.5	0.035714	0	0.0027	0.0330	Aug-55
66	Sep-55	LACLEDE GAS CO	14.875	0.038276	0.18	0.0024	0.0359	Sep-55

66	Oct-55	LACLEDE GAS CO	14.625	-0.01681	0	0.0025	-0.0193	Oct-55
66	Nov-55	LACLEDE GAS CO	14.625	0	0	0.0024	-0.0024	Nov-55
66	Dec-55	LACLEDE GAS CO	15.5	0.072137	0.18	0.0024	0.0697	Dec-55
66	Jan-56	LACLEDE GAS CO	15.375	-0.00807	0	0.0025	-0.0106	Jan-56
66	Feb-56	LACLEDE GAS CO	15.875	0.03252	0	0.0023	0.0302	Feb-56
66	Mar-56	LACLEDE GAS CO	15	-0.03722	0.18	0.0023	-0.0395	Mar-56
66	Apr-56	LACLEDE GAS CO	15.375	0.025	0	0.0026	0.0224	Apr-56
66	May-56	LACLEDE GAS CO	15.5	0.00813	0	0.0026	0.0055	May-56
66	Jun-56	LACLEDE GAS CO	15.75	0.027742	0.18	0.0023	0.0254	Jun-56
66	Jul-56	LACLEDE GAS CO	16	0.015873	0	0.0026	0.0133	Jul-56
66	Aug-56	LACLEDE GAS CO	16	0	0	0.0026	-0.0026	Aug-56
66	Sep-56	LACLEDE GAS CO	16	0.0125	0.2	0.0025	0.0100	Sep-56
66	Oct-56	LACLEDE GAS CO	16	0	0	0.0029	-0.0029	Oct-56
66	Nov-56	LACLEDE GAS CO	16	0	0	0.0027	-0.0027	Nov-56
66	Dec-56	LACLEDE GAS CO	15.625	-0.01094	0.2	0.0028	-0.0137	Dec-56
66	Jan-57	LACLEDE GAS CO	15	-0.04	0	0.0029	-0.0429	Jan-57
66	Feb-57	LACLEDE GAS CO	15.375	0.025	0	0.0025	0.0225	Feb-57
66	Mar-57	LACLEDE GAS CO	15.25	0.004878	0.2	0.0026	0.0023	Mar-57
66	Apr-57	LACLEDE GAS CO	15	-0.01639	0	0.0029	-0.0193	Apr-57
66	May-57	LACLEDE GAS CO	14.75	-0.01667	0	0.0029	-0.0196	May-57
66	Jun-57	LACLEDE GAS CO	14	-0.03729	0.2	0.0025	-0.0398	Jun-57
66	Jul-57	LACLEDE GAS CO	14.25	0.017857	0	0.0033	0.0146	Jul-57
66	Aug-57	LACLEDE GAS CO	14	-0.01754	0	0.0030	-0.0205	Aug-57
66	Sep-57	LACLEDE GAS CO	13.875	0.005357	0.2	0.0031	0.0023	Sep-57
66	Oct-57	LACLEDE GAS CO	12.875	-0.07207	0	0.0031	-0.0752	Oct-57
66	Nov-57	LACLEDE GAS CO	13.875	0.07767	0	0.0029	0.0748	Nov-57
66	Dec-57	LACLEDE GAS CO	13.75	0.005405	0.2	0.0029	0.0025	Dec-57
66	Jan-58	LACLEDE GAS CO	15.125	0.1	0	0.0027	0.0973	Jan-58
66	Feb-58	LACLEDE GAS CO	16.375	0.082645	0	0.0025	0.0801	Feb-58
66	Mar-58	LACLEDE GAS CO	16.75	0.036641	0.225	0.0027	0.0339	Mar-58
66	Apr-58	LACLEDE GAS CO	17.5	0.044776	0	0.0026	0.0422	Apr-58
66	May-58	LACLEDE GAS CO	-18.375	0.05	0	0.0024	0.0476	May-58
66	Jun-58	LACLEDE GAS CO	18.75	0.032653	0.225	0.0027	0.0300	Jun-58
66	Jul-58	LACLEDE GAS CO	19.375	0.033333	0	0.0027	0.0306	Jul-58
66	Aug-58	LACLEDE GAS CO	19.25	-0.00645	0	0.0027	-0.0092	Aug-58
66	Sep-58	LACLEDE GAS CO	19.25	0.011688	0.225	0.0032	0.0085	Sep-58

66	Oct-58	LACLEDE GAS CO	19.75	0.025974	0	0.0032	0.0228	Oct-58
66	Nov-58	LACLEDE GAS CO	19.875	0.006329	0	0.0028	0.0035	Nov-58
66	Dec-58	LACLEDE GAS CO	22.25	0.130818	0.225	0.0033	0.1275	Dec-58
66	Jan-59	LACLEDE GAS CO	22.5	0.011236	0	0.0031	0.0081	Jan-59
66	Feb-59	LACLEDE GAS CO	21.875	-0.02778	0	0.0031	-0.0309	Feb-59
66	Mar-59	LACLEDE GAS CO	21.25	-0.01829	0.225	0.0035	-0.0218	Mar-59
66	Apr-59	LACLEDE GAS CO	19.875	-0.06471	0	0.0033	-0.0680	Apr-59
66	May-59	LACLEDE GAS CO	21.5	0.081761	0	0.0033	0.0785	May-59
66	Jun-59	LACLEDE GAS CO	20.375	-0.04186	0.225	0.0036	-0.0455	Jun-59
66	Jul-59	LACLEDE GAS CO	20.625	0.01227	0	0.0035	0.0088	Jul-59
66	Aug-59	LACLEDE GAS CO	20.5	-0.00606	0	0.0035	-0.0096	Aug-59
66	Sep-59	LACLEDE GAS CO	19.625	-0.03171	0.225	0.0034	-0.0351	Sep-59
66	Oct-59	LACLEDE GAS CO	-19.25	-0.01911	0	0.0035	-0.0226	Oct-59
66	Nov-59	LACLEDE GAS CO	19.75	0.025974	0	0.0035	0.0225	Nov-59
66	Dec-59	LACLEDE GAS CO	21	0.074684	0.225	0.0036	0.0711	Dec-59
66	Jan-60	LACLEDE GAS CO	19.375	-0.07738	0	0.0035	-0.0809	Jan-60
66	Feb-60	LACLEDE GAS CO	18.875	-0.02581	0	0.0037	-0.0295	Feb-60
66	Mar-60	LACLEDE GAS CO	20	0.071523	0.225	0.0036	0.0679	Mar-60
66	Apr-60	LACLEDE GAS CO	22	0.1	0	0.0032	0.0968	Apr-60
66	May-60	LACLEDE GAS CO	22	0	0	0.0037	-0.0037	May-60
66	Jun-60	LACLEDE GAS CO	22.5	0.034659	0.2625	0.0034	0.0313	Jun-60
66	Jul-60	LACLEDE GAS CO	22.25	-0.00368	0	0.0032	-0.0069	Jul-60
66	Aug-60	LACLEDE GAS CO	24.5	0.101124	0	0.0034	0.0977	Aug-60
66	Sep-60	LACLEDE GAS CO	23.125	-0.04541	0.2625	0.0032	-0.0486	Sep-60
66	Oct-60	LACLEDE GAS CO	21.875	-0.05405	0	0.0033	-0.0574	Oct-60
66	Nov-60	LACLEDE GAS CO	24.375	0.114286	0	0.0032	0.1111	Nov-60
66	Dec-60	LACLEDE GAS CO	25.375	0.051795	0.2625	0.0033	0.0485	Dec-60
66	Jan-61	LACLEDE GAS CO	26.5	0.044335	0	0.0033	0.0410	Jan-61
66	Feb-61	LACLEDE GAS CO	28.5	0.075472	0	0.0030	0.0725	Feb-61
66	Mar-61	LACLEDE GAS CO	30	0.061842	0.2625	0.0031	0.0587	Mar-61
66	Apr-61	LACLEDE GAS CO	30	0	0	0.0031	-0.0031	Apr-61
66	May-61	LACLEDE GAS CO	32.5	0.083333	0	0.0034	0.0799	May-61
66	Jun-61	LACLEDE GAS CO	29.5	-0.08423	0.2625	0.0032	-0.0874	Jun-61
66	Jul-61	LACLEDE GAS CO	29.875	0.012712	0	0.0033	0.0094	Jul-61
66	Aug-61	LACLEDE GAS CO	30.5	0.020921	0	0.0033	0.0176	Aug-61
66	Sep-61	LACLEDE GAS CO	31.875	0.053689	0.2625	0.0032	0.0505	Sep-61

66	Oct-61	LACLEDE GAS CO		32.75	0.027451	0	0.0034	0.0241	Oct-61
66	Nov-61	LACLEDE GAS CO		32.75	0	0	0.0032	-0.0032	Nov-61
66	Dec-61	LACLEDE GAS CO		30.75	-0.05305	0.2625	0.0031	-0.0562	Dec-61
66	Jan-62	LACLEDE GAS CO		28.5	-0.07317	0	0.0037	-0.0769	Jan-62
66	Feb-62	LACLEDE GAS CO		28.25	-0.00877	0	0.0032	-0.0120	Feb-62
66	Mar-62	LACLEDE GAS CO		28.375	0.013717	0.2625	0.0033	0.0104	Mar-62
66	Apr-62	LACLEDE GAS CO		27.625	-0.02643	0	0.0033	-0.0297	Apr-62
66	May-62	LACLEDE GAS CO		24.75	-0.10407	0	0.0032	-0.1073	May-62
66	Jun-62	LACLEDE GAS CO		24.25	-0.0096	0.2625	0.0030	-0.0126	Jun-62
66	Jul-62	LACLEDE GAS CO	LG	24.875	0.025773	0	0.0034	0.0224	Jul-62
66	Aug-62	LACLEDE GAS CO	LG	25.125	0.01005	0	0.0034	0.0067	Aug-62
66	Sep-62	LACLEDE GAS CO	LG	24.375	-0.0194	0.2625	0.0030	-0.0224	Sep-62
66	Oct-62	LACLEDE GAS CO	LG	24.875	0.020513	0	0.0035	0.0170	Oct-62
66	Nov-62	LACLEDE GAS CO	LG	26.5	0.065327	0	0.0031	0.0622	Nov-62
66	Dec-62	LACLEDE GAS CO	LG	27.875	0.061792	0.2625	0.0032	0.0586	Dec-62
66	Jan-63	LACLEDE GAS CO	LG	31.25	0.121076	0	0.0032	0.1179	Jan-63
66	Feb-63	LACLEDE GAS CO	LG	30	-0.04	0	0.0029	-0.0429	Feb-63
66	Mar-63	LACLEDE GAS CO	LG	32.625	0.09625	0.2625	0.0031	0.0932	Mar-63
66	Apr-63	LACLEDE GAS CO	LG	34.25	0.049808	0	0.0034	0.0464	Apr-63
66	May-63	LACLEDE GAS CO	LG	30	-0.0365	0	0.0033	-0.0398	May-63
66	Jun-63	LACLEDE GAS CO	LG	29.75	0.000417	0.2625	0.0030	-0.0026	Jun-63
66	Jul-63	LACLEDE GAS CO	LG	30	0.008403	0	0.0036	0.0048	Jul-63
66	Aug-63	LACLEDE GAS CO	LG	29.25	-0.025	0	0.0033	-0.0283	Aug-63
66	Sep-63	LACLEDE GAS CO	LG	27.625	-0.04658	0.2625	0.0034	-0.0500	Sep-63
66	Oct-63	LACLEDE GAS CO	LG	27.25	-0.01358	0	0.0034	-0.0170	Oct-63
66	Nov-63	LACLEDE GAS CO	LG	26.375	-0.03211	0	0.0032	-0.0353	Nov-63
66	Dec-63	LACLEDE GAS CO	LG	27	0.033649	0.2625	0.0036	0.0300	Dec-63
66	Jan-64	LACLEDE GAS CO	LG	26	-0.03704	0	0.0035	-0.0405	Jan-64
66	Feb-64	LACLEDE GAS CO	LG	24.875	-0.04327	0	0.0032	-0.0465	Feb-64
66	Mar-64	LACLEDE GAS CO	LG	24.75	0.005528	0.2625	0.0037	0.0018	Mar-64
66	Apr-64	LACLEDE GAS CO	LG	24	-0.0303	0	0.0035	-0.0338	Apr-64
66	May-64	LACLEDE GAS CO	LG	24.5	0.020833	0	0.0032	0.0176	May-64
66	Jun-64	LACLEDE GAS CO	LG	24.75	0.020918	0.2625	0.0038	0.0171	Jun-64
66	Jul-64	LACLEDE GAS CO	LG	24.25	-0.0202	0	0.0035	-0.0237	Jul-64
66	Aug-64	LACLEDE GAS CO	LG	25.625	0.056701	0	0.0035	0.0532	Aug-64
66	Sep-64	LACLEDE GAS CO	LG	25.625	0.010244	0.2625	0.0034	0.0068	Sep-64

66	Oct-64	LACLEDE GAS CO	LG	26	0.014634	0	0.0034	0.0112	Oct-64
66	Nov-64	LACLEDE GAS CO	LG	26.25	0.009615	0	0.0035	0.0061	Nov-64
66	Dec-64	LACLEDE GAS CO	LG	26	0.001429	0.2875	0.0035	-0.0021	Dec-64
66	Jan-65	LACLEDE GAS CO	LG	26.25	0.009615	0	0.0033	0.0063	Jan-65
66	Feb-65	LACLEDE GAS CO	LG	27.875	0.061905	0	0.0032	0.0587	Feb-65
66	Mar-65	LACLEDE GAS CO	LG	26.5	-0.03901	0.2875	0.0038	-0.0428	Mar-65
66	Apr-65	LACLEDE GAS CO	LG	26.625	0.004717	0	0.0033	0.0014	Apr-65
66	May-65	LACLEDE GAS CO	LG	27	0.014085	0	0.0033	0.0108	May-65
66	Jun-65	LACLEDE GAS CO	LG	25.75	-0.03565	0.2875	0.0038	-0.0394	Jun-65
66	Jul-65	LACLEDE GAS CO	LG	26	0.009709	0	0.0034	0.0063	Jul-65
66	Aug-65	LACLEDE GAS CO	LG	25.625	-0.01442	0	0.0037	-0.0181	Aug-65
66	Sep-65	LACLEDE GAS CO	LG	25.375	0.001463	0.2875	0.0035	-0.0020	Sep-65
66	Oct-65	LACLEDE GAS CO	LG	26.25	0.034483	0	0.0034	0.0311	Oct-65
66	Nov-65	LACLEDE GAS CO	LG	25.75	-0.01905	0	0.0037	-0.0227	Nov-65
66	Dec-65	LACLEDE GAS CO	LG	27.125	0.065534	0.3125	0.0037	0.0618	Dec-65
66	Jan-66	LACLEDE GAS CO	LG	26	-0.04148	0	0.0038	-0.0453	Jan-66
66	Feb-66	LACLEDE GAS CO	LG	25	-0.03846	0	0.0034	-0.0419	Feb-66
66	Mar-66	LACLEDE GAS CO	LG	24.75	0.0025	0.3125	0.0040	-0.0015	Mar-66
66	Apr-66	LACLEDE GAS CO	LG	24.125	-0.02525	0	0.0036	-0.0289	Apr-66
66	May-66	LACLEDE GAS CO	LG	23.875	-0.01036	0	0.0041	-0.0145	May-66
66	Jun-66	LACLEDE GAS CO	LG	23.875	0.013089	0.3125	0.0039	0.0092	Jun-66
66	Jul-66	LACLEDE GAS CO	LG	23.375	-0.02094	0	0.0038	-0.0247	Jul-66
66	Aug-66	LACLEDE GAS CO	LG	22.625	-0.03209	0	0.0043	-0.0364	Aug-66
66	Sep-66	LACLEDE GAS CO	LG	22.25	-0.00276	0.3125	0.0041	-0.0069	Sep-66
66	Oct-66	LACLEDE GAS CO	LG	22	-0.01124	0	0.0040	-0.0152	Oct-66
66	Nov-66	LACLEDE GAS CO	LG	22.125	0.005682	0	0.0038	0.0019	Nov-66
66	Dec-66	LACLEDE GAS CO	LG	21.125	-0.03107	0.3125	0.0039	-0.0350	Dec-66
66	Jan-67	LACLEDE GAS CO	LG	23.875	0.130178	0	0.0040	0.1262	Jan-67
66	Feb-67	LACLEDE GAS CO	LG	23.375	-0.02094	0	0.0034	-0.0243	Feb-67
66	Mar-67	LACLEDE GAS CO	LG	23.375	0.013369	0.3125	0.0039	0.0095	Mar-67
66	Apr-67	LACLEDE GAS CO	LG	22.875	-0.02139	0	0.0035	-0.0249	Apr-67
66	May-67	LACLEDE GAS CO	LG	23.25	0.016393	0	0.0043	0.0121	May-67
66	Jun-67	LACLEDE GAS CO	LG	23.5	0.024731	0.325	0.0039	0.0208	Jun-67
66	Jul-67	LACLEDE GAS CO	LG	23.75	0.010638	0	0.0043	0.0063	Jul-67
66	Aug-67	LACLEDE GAS CO	LG	23.5	-0.01053	0	0.0042	-0.0147	Aug-67
66	Sep-67	LACLEDE GAS CO	LG	23.375	0.008511	0.325	0.0040	0.0045	Sep-67

66	Oct-67	LACLEDE GAS CO	LG	23	-0.01604	0	0.0045	-0.0205	Oct-67
66	Nov-67	LACLEDE GAS CO	LG	22.625	-0.0163	0	0.0045	-0.0208	Nov-67
66	Dec-67	LACLEDE GAS CO	LG	21.875	-0.01879	0.325	0.0044	-0.0232	Dec-67
66	Jan-68	LACLEDE GAS CO	LG	23.375	0.068571	0	0.0050	0.0636	Jan-68
66	Feb-68	LACLEDE GAS CO	LG	22.375	-0.04278	0	0.0042	-0.0470	Feb-68
66	Mar-68	LACLEDE GAS CO	LG	21.625	-0.01899	0.325	0.0043	-0.0233	Mar-68
66	Apr-68	LACLEDE GAS CO	LG	21.625	0	0	0.0049	-0.0049	Apr-68
66	May-68	LACLEDE GAS CO	LG	22	0.017341	0	0.0046	0.0127	May-68
66	Jun-68	LACLEDE GAS CO	LG	23	0.060227	0.325	0.0042	0.0560	Jun-68
66	Jul-68	LACLEDE GAS CO	LG	23.625	0.027174	0	0.0048	0.0224	Jul-68
66	Aug-68	LACLEDE GAS CO	LG	22.75	-0.03704	0	0.0042	-0.0412	Aug-68
66	Sep-68	LACLEDE GAS CO	LG	22.875	0.01978	0.325	0.0044	0.0154	Sep-68
66	Oct-68	LACLEDE GAS CO	LG	22.875	0	0	0.0045	-0.0045	Oct-68
66	Nov-68	LACLEDE GAS CO	LG	25.5	0.114754	0	0.0043	0.1105	Nov-68
66	Dec-68	LACLEDE GAS CO	LG	23.625	-0.06078	0.325	0.0049	-0.0657	Dec-68
66	Jan-69	LACLEDE GAS CO	LG	24.5	0.037037	0	0.0050	0.0320	Jan-69
66	Feb-69	LACLEDE GAS CO	LG	23.125	-0.05612	0	0.0046	-0.0607	Feb-69
66	Mar-69	LACLEDE GAS CO	LG	22.5	-0.01297	0.325	0.0047	-0.0177	Mar-69
66	Apr-69	LACLEDE GAS CO	LG	22.25	-0.01111	0	0.0055	-0.0166	Apr-69
66	May-69	LACLEDE GAS CO	LG	22.5	0.011236	0	0.0047	0.0065	May-69
66	Jun-69	LACLEDE GAS CO	LG	21	-0.05222	0.325	0.0055	-0.0577	Jun-69
66	Jul-69	LACLEDE GAS CO	LG	20.375	-0.02976	0	0.0052	-0.0350	Jul-69
66	Aug-69	LACLEDE GAS CO	LG	20.875	0.02454	0	0.0048	0.0197	Aug-69
66	Sep-69	LACLEDE GAS CO	LG	20.25	-0.01437	0.325	0.0055	-0.0199	Sep-69
66	Oct-69	LACLEDE GAS CO	LG	20.375	0.006173	0	0.0057	0.0005	Oct-69
66	Nov-69	LACLEDE GAS CO	LG	20.75	0.018405	0	0.0049	0.0135	Nov-69
66	Dec-69	LACLEDE GAS CO	LG	20.25	-0.00723	0.35	0.0060	-0.0132	Dec-69
66	Jan-70	LACLEDE GAS CO	LG	19.75	-0.02469	0	0.0056	-0.0303	Jan-70
66	Feb-70	LACLEDE GAS CO	LG	20.75	0.050633	0	0.0052	0.0454	Feb-70
66	Mar-70	LACLEDE GAS CO	LG	21.5	0.053012	0.35	0.0056	0.0474	Mar-70
66	Apr-70	LACLEDE GAS CO	LG	20	-0.06977	0	0.0054	-0.0752	Apr-70
66	May-70	LACLEDE GAS CO	LG	20.75	0.0375	0	0.0055	0.0320	May-70
66	Jun-70	LACLEDE GAS CO	LG	19.75	-0.03133	0.35	0.0064	-0.0377	Jun-70
66	Jul-70	LACLEDE GAS CO	LG	20.125	0.018987	0	0.0059	0.0131	Jul-70
66	Aug-70	LACLEDE GAS CO	LG	21.875	0.086957	0	0.0057	0.0813	Aug-70
66	Sep-70	LACLEDE GAS CO	LG	-21.625	0.004571	0.35	0.0056	-0.0010	Sep-70

66	Oct-70	LACLEDE GAS CO	LG	22.375	0.034682	0	0.0055	0.0292	Oct-70
66	Nov-70	LACLEDE GAS CO	LG	25	0.117318	0	0.0058	0.1115	Nov-70
66	Dec-70	LACLEDE GAS CO	LG	24	-0.0255	0.3625	0.0053	-0.0308	Dec-70
66	Jan-71	LACLEDE GAS CO	LG	24	0	0	0.0051	-0.0051	Jan-71
66	Feb-71	LACLEDE GAS CO	LG	24.25	0.010417	0	0.0046	0.0058	Feb-71
66	Mar-71	LACLEDE GAS CO	LG	23.75	-0.00567	0.3625	0.0056	-0.0113	Mar-71
66	Apr-71	LACLEDE GAS CO	LG	24	0.010526	0	0.0048	0.0057	Apr-71
66	May-71	LACLEDE GAS CO	LG	21.75	-0.09375	0	0.0047	-0.0985	May-71
66	Jun-71	LACLEDE GAS CO	LG	21.625	0.01092	0.3625	0.0056	0.0053	Jun-71
66	Jul-71	LACLEDE GAS CO	LG	21.625	0	0	0.0052	-0.0052	Jul-71
66	Aug-71	LACLEDE GAS CO	LG	-22.563	0.043353	0	0.0055	0.0379	Aug-71
66	Sep-71	LACLEDE GAS CO	LG	21.75	-0.01995	0.3625	0.0049	-0.0248	Sep-71
66	Oct-71	LACLEDE GAS CO	LG	22.375	0.028736	0	0.0047	0.0240	Oct-71
66	Nov-71	LACLEDE GAS CO	LG	22.25	-0.00559	0	0.0051	-0.0107	Nov-71
66	Dec-71	LACLEDE GAS CO	LG	22.125	0.010674	0.3625	0.0050	0.0057	Dec-71
66	Jan-72	LACLEDE GAS CO	LG	22.125	0	0	0.0050	-0.0050	Jan-72
66	Feb-72	LACLEDE GAS CO	LG	21.875	-0.0113	0	0.0047	-0.0160	Feb-72
66	Mar-72	LACLEDE GAS CO	LG	21.625	0.005143	0.3625	0.0049	0.0002	Mar-72
66	Apr-72	LACLEDE GAS CO	LG	21.125	-0.02312	0	0.0048	-0.0279	Apr-72
66	May-72	LACLEDE GAS CO	LG	20.625	-0.02367	0	0.0055	-0.0292	May-72
66	Jun-72	LACLEDE GAS CO	LG	20.125	-0.00667	0.3625	0.0049	-0.0116	Jun-72
66	Jul-72	LACLEDE GAS CO	LG	20.25	0.006211	0	0.0051	0.0011	Jul-72
66	Aug-72	LACLEDE GAS CO	LG	20.375	0.006173	0	0.0049	0.0013	Aug-72
66	Sep-72	LACLEDE GAS CO	LG	20	-0.00061	0.3625	0.0047	-0.0053	Sep-72
66	Oct-72	LACLEDE GAS CO	LG	21.25	0.0625	0	0.0052	0.0573	Oct-72
66	Nov-72	LACLEDE GAS CO	LG	21.75	0.023529	0	0.0048	0.0187	Nov-72
66	Dec-72	LACLEDE GAS CO	LG	20.625	-0.03506	0.3625	0.0045	-0.0396	Dec-72
66	Jan-73	LACLEDE GAS CO	LG	22.125	0.072727	0	0.0054	0.0673	Jan-73
66	Feb-73	LACLEDE GAS CO	LG	22	-0.00565	0	0.0051	-0.0108	Feb-73
66	Mar-73	LACLEDE GAS CO	LG	21.625	0	0.375	0.0056	-0.0056	Mar-73
66	Apr-73	LACLEDE GAS CO	LG	21.5	-0.00578	0	0.0057	-0.0115	Apr-73
66	May-73	LACLEDE GAS CO	LG	-20.5	-0.04651	0	0.0058	-0.0523	May-73
66	Jun-73	LACLEDE GAS CO	LG	19.75	-0.01829	0.375	0.0055	-0.0238	Jun-73
66	Jul-73	LACLEDE GAS CO	LG	19.25	-0.02532	0	0.0061	-0.0314	Jul-73
66	Aug-73	LACLEDE GAS CO	LG	19.5	0.012987	0	0.0062	0.0068	Aug-73
66	Sep-73	LACLEDE GAS CO	LG	19.5	0.019231	0.375	0.0055	0.0137	Sep-73

66	Oct-73	LACLEDE GAS CO	LG	19.25	-0.01282	0	0.0063	-0.0191	Oct-73
66	Nov-73	LACLEDE GAS CO	LG	18.375	-0.04546	0	0.0056	-0.0511	Nov-73
66	Dec-73	LACLEDE GAS CO	LG	17.75	-0.01279	0.39	0.0060	-0.0188	Dec-73
66	Jan-74	LACLEDE GAS CO	LG	18.25	0.028169	0	0.0061	0.0221	Jan-74
66	Feb-74	LACLEDE GAS CO	LG	19.25	0.054795	0	0.0055	0.0493	Feb-74
66	Mar-74	LACLEDE GAS CO	LG	18.125	-0.03818	0.39	0.0058	-0.0440	Mar-74
66	Apr-74	LACLEDE GAS CO	LG	17.5	-0.03448	0	0.0068	-0.0413	Apr-74
66	May-74	LACLEDE GAS CO	LG	15.875	-0.09286	0	0.0068	-0.0997	May-74
66	Jun-74	LACLEDE GAS CO	LG	15.25	-0.0148	0.39	0.0061	-0.0209	Jun-74
66	Jul-74	LACLEDE GAS CO	LG	15.625	0.02459	0	0.0072	0.0174	Jul-74
66	Aug-74	LACLEDE GAS CO	LG	14.25	-0.088	0	0.0065	-0.0945	Aug-74
66	Sep-74	LACLEDE GAS CO	LG	13.375	-0.03404	0.39	0.0071	-0.0411	Sep-74
66	Oct-74	LACLEDE GAS CO	LG	-15.063	0.126168	0	0.0070	0.1192	Oct-74
66	Nov-74	LACLEDE GAS CO	LG	13.25	-0.12033	0	0.0062	-0.1265	Nov-74
66	Dec-74	LACLEDE GAS CO	LG	12.375	-0.0366	0.39	0.0067	-0.0433	Dec-74
66	Jan-75	LACLEDE GAS CO	LG	17	0.373737	0	0.0068	0.3669	Jan-75
66	Feb-75	LACLEDE GAS CO	LG	16.125	-0.05147	0	0.0060	-0.0575	Feb-75
66	Mar-75	LACLEDE GAS CO	LG	16	0.016434	0.39	0.0066	0.0098	Mar-75
66	Apr-75	LACLEDE GAS CO	LG	16	0	0	0.0067	-0.0067	Apr-75
66	May-75	LACLEDE GAS CO	LG	18.25	0.140625	0	0.0067	0.1339	May-75
66	Jun-75	LACLEDE GAS CO	LG	17.75	-0.00548	0.4	0.0070	-0.0125	Jun-75
66	Jul-75	LACLEDE GAS CO	LG	17.125	-0.03521	0	0.0068	-0.0420	Jul-75
66	Aug-75	LACLEDE GAS CO	LG	16.5	-0.0365	0	0.0065	-0.0430	Aug-75
66	Sep-75	LACLEDE GAS CO	LG	16.625	0.031818	0.4	0.0073	0.0245	Sep-75
66	Oct-75	LACLEDE GAS CO	LG	17.25	0.037594	0	0.0072	0.0304	Oct-75
66	Nov-75	LACLEDE GAS CO	LG	17.625	0.021739	0	0.0061	0.0156	Nov-75
66	Dec-75	LACLEDE GAS CO	LG	17.5	0.015603	0.4	0.0074	0.0082	Dec-75
66	Jan-76	LACLEDE GAS CO	LG	18.25	0.042857	0	0.0065	0.0364	Jan-76
66	Feb-76	LACLEDE GAS CO	LG	19.25	0.054795	0	0.0060	0.0488	Feb-76
66	Mar-76	LACLEDE GAS CO	LG	17.875	-0.04987	0.415	0.0071	-0.0570	Mar-76
66	Apr-76	LACLEDE GAS CO	LG	18.25	0.020979	0	0.0064	0.0146	Apr-76
66	May-76	LACLEDE GAS CO	LG	17.875	-0.02055	0	0.0059	-0.0264	May-76
66	Jun-76	LACLEDE GAS CO	LG	18	0.03021	0.415	0.0073	0.0229	Jun-76
66	Jul-76	LACLEDE GAS CO	LG	19.125	0.0625	0	0.0065	0.0560	Jul-76
66	Aug-76	LACLEDE GAS CO	LG	18.75	-0.01961	0	0.0069	-0.0265	Aug-76
66	Sep-76	LACLEDE GAS CO	LG	18.875	0.0288	0.415	0.0064	0.0224	Sep-76

66	Oct-76	LACLEDE GAS CO	LG	18.875	0	0	0.0061	-0.0061	Oct-76
66	Nov-76	LACLEDE GAS CO	LG	19.5	0.033113	0	0.0066	0.0265	Nov-76
66	Dec-76	LACLEDE GAS CO	LG	20.25	0.059744	0.415	0.0063	0.0534	Dec-76
66	Jan-77	LACLEDE GAS CO	LG	24	0.185185	0	0.0059	0.1793	Jan-77
66	Feb-77	LACLEDE GAS CO	LG	20.75	-0.13542	0	0.0057	-0.1411	Feb-77
66	Mar-77	LACLEDE GAS CO	LG	20.125	-0.01012	0.415	0.0065	-0.0166	Mar-77
66	Apr-77	LACLEDE GAS CO	LG	20.125	0	0	0.0061	-0.0061	Apr-77
66	May-77	LACLEDE GAS CO	LG	21.625	0.074534	0	0.0067	0.0678	May-77
66	Jun-77	LACLEDE GAS CO	LG	23.125	0.088555	0.415	0.0062	0.0824	Jun-77
66	Jul-77	LACLEDE GAS CO	LG	22.75	-0.01622	0	0.0059	-0.0221	Jul-77
66	Aug-77	LACLEDE GAS CO	LG	21.625	-0.04945	0	0.0067	-0.0562	Aug-77
66	Sep-77	LACLEDE GAS CO	LG	21.25	0.00185	0.415	0.0061	-0.0043	Sep-77
66	Oct-77	LACLEDE GAS CO	LG	20.375	-0.04118	0	0.0063	-0.0475	Oct-77
66	Nov-77	LACLEDE GAS CO	LG	21.25	0.042945	0	0.0063	0.0366	Nov-77
66	Dec-77	LACLEDE GAS CO	LG	20.125	-0.03294	0.425	0.0062	-0.0391	Dec-77
66	Jan-78	LACLEDE GAS CO	LG	20	-0.00621	0	0.0069	-0.0131	Jan-78
66	Feb-78	LACLEDE GAS CO	LG	20	0	0	0.0060	-0.0060	Feb-78
66	Mar-78	LACLEDE GAS CO	LG	20	0.02125	0.425	0.0069	0.0144	Mar-78
66	Apr-78	LACLEDE GAS CO	LG	19.5	-0.025	0	0.0063	-0.0313	Apr-78
66	May-78	LACLEDE GAS CO	LG	19.125	-0.01923	0	0.0075	-0.0267	May-78
66	Jun-78	LACLEDE GAS CO	LG	18.875	0.00915	0.425	0.0069	0.0023	Jun-78
66	Jul-78	LACLEDE GAS CO	LG	18.875	0	0	0.0073	-0.0073	Jul-78
66	Aug-78	LACLEDE GAS CO	LG	19.125	0.013245	0	0.0070	0.0062	Aug-78
66	Sep-78	LACLEDE GAS CO	LG	19.375	0.035294	0.425	0.0065	0.0288	Sep-78
66	Oct-78	LACLEDE GAS CO	LG	17.875	-0.07742	0	0.0073	-0.0847	Oct-78
66	Nov-78	LACLEDE GAS CO	LG	18.75	0.048951	0	0.0071	0.0419	Nov-78
66	Dec-78	LACLEDE GAS CO	LG	18.125	-0.00853	0.465	0.0068	-0.0153	Dec-78
66	Jan-79	LACLEDE GAS CO	LG	19.875	0.096552	0	0.0079	0.0887	Jan-79
66	Feb-79	LACLEDE GAS CO	LG	22.125	0.113208	0	0.0065	0.1067	Feb-79
66	Mar-79	LACLEDE GAS CO	LG	21.625	-0.00158	0.465	0.0074	-0.0090	Mar-79
66	Apr-79	LACLEDE GAS CO	LG	20.75	-0.04046	0	0.0076	-0.0481	Apr-79
66	May-79	LACLEDE GAS CO	LG	22.25	0.072289	0	0.0077	0.0646	May-79
66	Jun-79	LACLEDE GAS CO	LG	23	0.054607	0.465	0.0071	0.0475	Jun-79
66	Jul-79	LACLEDE GAS CO	LG	22.625	-0.0163	0	0.0076	-0.0239	Jul-79
66	Aug-79	LACLEDE GAS CO	LG	22.75	0.005525	0	0.0073	-0.0018	Aug-79
66	Sep-79	LACLEDE GAS CO	LG	22.5	0.009451	0.465	0.0068	0.0027	Sep-79

66	Oct-79	LACLEDE GAS CO	LG	19.75	-0.12222	0	0.0082	-0.1304	Oct-79
66	Nov-79	LACLEDE GAS CO	LG	20.25	0.025316	0	0.0083	0.0170	Nov-79
66	Dec-79	LACLEDE GAS CO	LG	19.5	-0.01407	0.465	0.0083	-0.0224	Dec-79
66	Jan-80	LACLEDE GAS CO	LG	21.625	0.108974	0	0.0083	0.1007	Jan-80
66	Feb-80	LACLEDE GAS CO	LG	19	-0.12139	0	0.0084	-0.1298	Feb-80
66	Mar-80	LACLEDE GAS CO	LG	15.75	-0.14658	0.465	0.0099	-0.1565	Mar-80
66	Apr-80	LACLEDE GAS CO	LG	18	0.142857	0	0.0100	0.1329	Apr-80
66	May-80	LACLEDE GAS CO	LG	19.125	0.0625	0	0.0087	0.0538	May-80
66	Jun-80	LACLEDE GAS CO	LG	19.875	0.063529	0.465	0.0086	0.0549	Jun-80
66	Jul-80	LACLEDE GAS CO	LG	19.5	-0.01887	0	0.0084	-0.0273	Jul-80
66	Aug-80	LACLEDE GAS CO	LG	18.375	-0.05769	0	0.0081	-0.0658	Aug-80
66	Sep-80	LACLEDE GAS CO	LG	20.375	0.13415	0.465	0.0097	0.1245	Sep-80
66	Oct-80	LACLEDE GAS CO	LG	20.25	-0.00614	0	0.0097	-0.0158	Oct-80
66	Nov-80	LACLEDE GAS CO	LG	23.375	0.154321	0	0.0091	0.1452	Nov-80
66	Dec-80	LACLEDE GAS CO	LG	23.625	0.033583	0.535	0.0108	0.0228	Dec-80
66	Jan-81	LACLEDE GAS CO	LG	21.25	-0.10053	0	0.0094	-0.1099	Jan-81
66	Feb-81	LACLEDE GAS CO	LG	21	-0.01177	0	0.0088	-0.0206	Feb-81
66	Mar-81	LACLEDE GAS CO	LG	19.875	-0.0281	0.535	0.0111	-0.0392	Mar-81
66	Apr-81	LACLEDE GAS CO	LG	19.375	-0.02516	0	0.0101	-0.0353	Apr-81
66	May-81	LACLEDE GAS CO	LG	19.25	-0.00645	0	0.0104	-0.0169	May-81
66	Jun-81	LACLEDE GAS CO	LG	19.125	0.021299	0.535	0.0109	0.0104	Jun-81
66	Jul-81	LACLEDE GAS CO	LG	18.125	-0.05229	0	0.0109	-0.0632	Jul-81
66	Aug-81	LACLEDE GAS CO	LG	18.25	0.006897	0	0.0110	-0.0041	Aug-81
66	Sep-81	LACLEDE GAS CO	LG	16.875	-0.04603	0.535	0.0114	-0.0574	Sep-81
66	Oct-81	LACLEDE GAS CO	LG	16.875	0	0	0.0117	-0.0117	Oct-81
66	Nov-81	LACLEDE GAS CO	LG	20.875	0.237037	0	0.0113	0.2257	Nov-81
66	Dec-81	LACLEDE GAS CO	LG	20	-0.01317	0.6	0.0100	-0.0232	Dec-81
66	Jan-82	LACLEDE GAS CO	LG	18.875	-0.05625	0	0.0108	-0.0671	Jan-82
66	Feb-82	LACLEDE GAS CO	LG	19	0.006623	0	0.0103	-0.0037	Feb-82
66	Mar-82	LACLEDE GAS CO	LG	19.375	0.051316	0.6	0.0124	0.0389	Mar-82
66	Apr-82	LACLEDE GAS CO	LG	19.75	0.019355	0	0.0112	0.0082	Apr-82
66	May-82	LACLEDE GAS CO	LG	21	0.063291	0	0.0101	0.0532	May-82
66	Jun-82	LACLEDE GAS CO	LG	20.75	0.016667	0.6	0.0120	0.0047	Jun-82
66	Jul-82	LACLEDE GAS CO	LG	20.5	-0.01205	0	0.0114	-0.0234	Jul-82
66	Aug-82	LACLEDE GAS CO	LG	21	0.02439	0	0.0112	0.0132	Aug-82
66	Sep-82	LACLEDE GAS CO	LG	21.5	0.052381	0.6	0.0100	0.0424	Sep-82

66	Oct-82	LACLEDE GAS CO	LG	22.625	0.052326	0	0.0091	0.0432	Oct-82
66	Nov-82	LACLEDE GAS CO	LG	24.375	0.077348	0	0.0094	0.0679	Nov-82
66	Dec-82	LACLEDE GAS CO	LG	25.125	0.057436	0.65	0.0093	0.0481	Dec-82
66	Jan-83	LACLEDE GAS CO	LG	25.375	0.00995	0	0.0087	0.0013	Jan-83
66	Feb-83	LACLEDE GAS CO	LG	26	0.024631	0	0.0081	0.0165	Feb-83
66	Mar-83	LACLEDE GAS CO	LG	25.875	0.020192	0.65	0.0089	0.0113	Mar-83
66	Apr-83	LACLEDE GAS CO	LG	26.625	0.028986	0	0.0085	0.0205	Apr-83
66	May-83	LACLEDE GAS CO	LG	26.375	-0.00939	0	0.0091	-0.0185	May-83
66	Jun-83	LACLEDE GAS CO	LG	26.625	0.034123	0.65	0.0090	0.0251	Jun-83
66	Jul-83	LACLEDE GAS CO	LG	28	0.051643	0	0.0088	0.0428	Jul-83
66	Aug-83	LACLEDE GAS CO	LG	26.375	-0.05804	0	0.0103	-0.0683	Aug-83
66	Sep-83	LACLEDE GAS CO	LG	27.25	0.05782	0.65	0.0096	0.0482	Sep-83
66	Oct-83	LACLEDE GAS CO	LG	29.125	0.068807	0	0.0095	0.0593	Oct-83
66	Nov-83	LACLEDE GAS CO	LG	32.75	0.124464	0	0.0094	0.1151	Nov-83
66	Dec-83	LACLEDE GAS CO	LG	31.375	-0.01908	0.75	0.0094	-0.0285	Dec-83
66	Jan-84	LACLEDE GAS CO	LG	32	0.01992	0	0.0103	0.0096	Jan-84
66	Feb-84	LACLEDE GAS CO	LG	33.25	0.039062	0	0.0092	0.0299	Feb-84
66	Mar-84	LACLEDE GAS CO	LG	17.5	0.075188	0.75	0.0098	0.0654	Mar-84
66	Apr-84	LACLEDE GAS CO	LG	18.75	0.071429	0	0.0104	0.0610	Apr-84
66	May-84	LACLEDE GAS CO	LG	17.75	-0.05333	0	0.0103	-0.0636	May-84
66	Jun-84	LACLEDE GAS CO	LG	17.625	0.014085	0.375	0.0106	0.0035	Jun-84
66	Jul-84	LACLEDE GAS CO	LG	17.625	0	0	0.0116	-0.0116	Jul-84
66	Aug-84	LACLEDE GAS CO	LG	17.375	-0.01418	0	0.0106	-0.0248	Aug-84
66	Sep-84	LACLEDE GAS CO	LG	19.875	0.165468	0.375	0.0094	0.1561	Sep-84
66	Oct-84	LACLEDE GAS CO	LG	22.25	0.119497	0	0.0108	0.1087	Oct-84
66	Nov-84	LACLEDE GAS CO	LG	23	0.033708	0	0.0091	0.0246	Nov-84
66	Dec-84	LACLEDE GAS CO	LG	24	0.061957	0.425	0.0098	0.0522	Dec-84
66	Jan-85	LACLEDE GAS CO	LG	24.125	0.005208	0	0.0096	-0.0044	Jan-85
66	Feb-85	LACLEDE GAS CO	LG	24.25	0.005181	0	0.0082	-0.0030	Feb-85
66	Mar-85	LACLEDE GAS CO	LG	23.5	-0.0134	0.425	0.0094	-0.0228	Mar-85
66	Apr-85	LACLEDE GAS CO	LG	21.75	-0.07447	0	0.0102	-0.0847	Apr-85
66	May-85	LACLEDE GAS CO	LG	24.25	0.114943	0	0.0097	0.1052	May-85
66	Jun-85	LACLEDE GAS CO	LG	23.75	-0.00309	0.425	0.0080	-0.0111	Jun-85
66	Jul-85	LACLEDE GAS CO	LG	22.625	-0.04737	0	0.0094	-0.0568	Jul-85
66	Aug-85	LACLEDE GAS CO	LG	22.625	0	0	0.0085	-0.0085	Aug-85
66	Sep-85	LACLEDE GAS CO	LG	24.375	0.096133	0.425	0.0088	0.0873	Sep-85

66	Oct-85	LACLEDE GAS CO	LG	25.25	0.035897	0	0.0089	0.0270	Oct-85
66	Nov-85	LACLEDE GAS CO	LG	28.25	0.118812	0	0.0081	0.1107	Nov-85
66	Dec-85	LACLEDE GAS CO	LG	29.875	0.074336	0.475	0.0086	0.0657	Dec-85
66	Jan-86	LACLEDE GAS CO	LG	29.125	-0.02511	0	0.0079	-0.0330	Jan-86
66	Feb-86	LACLEDE GAS CO	LG	32.75	0.124464	0	0.0073	0.1172	Feb-86
66	Mar-86	LACLEDE GAS CO	LG	33.875	0.048855	0.475	0.0071	0.0418	Mar-86
66	Apr-86	LACLEDE GAS CO	LG	35.5	0.04797	0	0.0063	0.0417	Apr-86
66	May-86	LACLEDE GAS CO	LG	36.625	0.03169	0	0.0062	0.0255	May-86
66	Jun-86	LACLEDE GAS CO	LG	39.25	0.084642	0.475	0.0070	0.0776	Jun-86
66	Jul-86	LACLEDE GAS CO	LG	38.5	-0.01911	0	0.0066	-0.0257	Jul-86
66	Aug-86	LACLEDE GAS CO	LG	36.375	-0.0552	0	0.0063	-0.0615	Aug-86
66	Sep-86	LACLEDE GAS CO	LG	35.125	-0.02131	0.475	0.0065	-0.0278	Sep-86
66	Oct-86	LACLEDE GAS CO	LG	35.25	0.003559	0	0.0069	-0.0033	Oct-86
66	Nov-86	LACLEDE GAS CO	LG	37.375	0.060284	0	0.0059	0.0544	Nov-86
66	Dec-86	LACLEDE GAS CO	LG	36	-0.02274	0.525	0.0070	-0.0297	Dec-86
66	Jan-87	LACLEDE GAS CO	LG	36.75	0.020833	0	0.0064	0.0144	Jan-87
66	Feb-87	LACLEDE GAS CO	LG	37	0.006803	0	0.0059	0.0009	Feb-87
66	Mar-87	LACLEDE GAS CO	LG	37.75	0.034459	0.525	0.0066	0.0279	Mar-87
66	Apr-87	LACLEDE GAS CO	LG	33.625	-0.10927	0	0.0065	-0.1158	Apr-87
66	May-87	LACLEDE GAS CO	LG	32.125	-0.04461	0	0.0066	-0.0512	May-87
66	Jun-87	LACLEDE GAS CO	LG	31.125	-0.01479	0.525	0.0075	-0.0223	Jun-87
66	Jul-87	LACLEDE GAS CO	LG	31.375	0.008032	0	0.0073	0.0007	Jul-87
66	Aug-87	LACLEDE GAS CO	LG	31.5	0.003984	0	0.0075	-0.0035	Aug-87
66	Sep-87	LACLEDE GAS CO	LG	32.75	0.056349	0.525	0.0075	0.0488	Sep-87
66	Oct-87	LACLEDE GAS CO	LG	28.875	-0.11832	0	0.0079	-0.1262	Oct-87
66	Nov-87	LACLEDE GAS CO	LG	28.25	-0.02165	0	0.0075	-0.0291	Nov-87
66	Dec-87	LACLEDE GAS CO	LG	28.125	0.015044	0.55	0.0078	0.0072	Dec-87
66	Jan-88	LACLEDE GAS CO	LG	28	-0.00444	0	0.0072	-0.0116	Jan-88
66	Feb-88	LACLEDE GAS CO	LG	29.5	0.053571	0	0.0071	0.0465	Feb-88
66	Mar-88	LACLEDE GAS CO	LG	29.5	0.018644	0.55	0.0072	0.0114	Mar-88
66	Apr-88	LACLEDE GAS CO	LG	29.5	0	0	0.0070	-0.0070	Apr-88
66	May-88	LACLEDE GAS CO	LG	28.5	-0.0339	0	0.0078	-0.0417	May-88
66	Jun-88	LACLEDE GAS CO	LG	29.375	0.05	0.55	0.0076	0.0424	Jun-88
66	Jul-88	LACLEDE GAS CO	LG	29	-0.01277	0	0.0071	-0.0199	Jul-88
66	Aug-88	LACLEDE GAS CO	LG	28.25	-0.02586	0	0.0083	-0.0342	Aug-88
66	Sep-88	LACLEDE GAS CO	LG	29.5	0.063717	0.55	0.0076	0.0561	Sep-88

66	Oct-88	LACLEDE GAS CO	LG	29.125	-0.01271	0	0.0076	-0.0203	Oct-88
66	Nov-88	LACLEDE GAS CO	LG	30.625	0.051502	0	0.0070	0.0445	Nov-88
66	Dec-88	LACLEDE GAS CO	LG	31	0.03102	0.575	0.0075	0.0235	Dec-88
66	Jan-89	LACLEDE GAS CO	LG	29.5	-0.04839	0	0.0080	-0.0564	Jan-89
66	Feb-89	LACLEDE GAS CO	LG	29.625	0.004237	0	0.0069	-0.0027	Feb-89
66	Mar-89	LACLEDE GAS CO	LG	28.375	-0.02279	0.575	0.0079	-0.0307	Mar-89
66	Apr-89	LACLEDE GAS CO	LG	29.25	0.030837	0	0.0070	0.0238	Apr-89
66	May-89	LACLEDE GAS CO	LG	30	0.025641	0	0.0080	0.0176	May-89
66	Jun-89	LACLEDE GAS CO	LG	30.375	0.031667	0.575	0.0070	0.0247	Jun-89
66	Jul-89	LACLEDE GAS CO	LG	31.75	0.045267	0	0.0068	0.0385	Jul-89
66	Aug-89	LACLEDE GAS CO	LG	31.125	-0.01969	0	0.0066	-0.0263	Aug-89
66	Sep-89	LACLEDE GAS CO	LG	29.75	-0.0257	0.575	0.0065	-0.0322	Sep-89
66	Oct-89	LACLEDE GAS CO	LG	31.25	0.05042	0	0.0072	0.0432	Oct-89
66	Nov-89	LACLEDE GAS CO	LG	33.125	0.06	0	0.0064	0.0536	Nov-89
66	Dec-89	LACLEDE GAS CO	LG	34	0.044226	0.59	0.0064	0.0378	Dec-89
66	Jan-90	LACLEDE GAS CO	LG	32.375	-0.04779	0	0.0073	-0.0551	Jan-90
66	Feb-90	LACLEDE GAS CO	LG	31.5	-0.02703	0	0.0066	-0.0336	Feb-90
66	Mar-90	LACLEDE GAS CO	LG	33.5	0.082222	0.59	0.0071	0.0751	Mar-90
66	Apr-90	LACLEDE GAS CO	LG	32.125	-0.04105	0	0.0075	-0.0485	Apr-90
66	May-90	LACLEDE GAS CO	LG	31.375	-0.02335	0	0.0075	-0.0308	May-90
66	Jun-90	LACLEDE GAS CO	LG	30.125	-0.02104	0.59	0.0068	-0.0278	Jun-90
66	Jul-90	LACLEDE GAS CO	LG	29.75	-0.01245	0	0.0074	-0.0198	Jul-90
66	Aug-90	LACLEDE GAS CO	LG	30.5	0.02521	0	0.0071	0.0181	Aug-90
66	Sep-90	LACLEDE GAS CO	LG	30	0.002951	0.59	0.0069	-0.0039	Sep-90
66	Oct-90	LACLEDE GAS CO	LG	-31.688	0.05625	0	0.0081	0.0482	Oct-90
66	Nov-90	LACLEDE GAS CO	LG	30.375	-0.04142	0	0.0071	-0.0485	Nov-90
66	Dec-90	LACLEDE GAS CO	LG	30.125	0.011523	0.6	0.0072	0.0043	Dec-90
66	Jan-91	LACLEDE GAS CO	LG	31.125	0.033195	0	0.0071	0.0261	Jan-91
66	Feb-91	LACLEDE GAS CO	LG	30.625	-0.01606	0	0.0064	-0.0225	Feb-91
66	Mar-91	LACLEDE GAS CO	LG	31.75	0.056327	0.6	0.0064	0.0499	Mar-91
66	Apr-91	LACLEDE GAS CO	LG	31	-0.02362	0	0.0076	-0.0312	Apr-91
66	May-91	LACLEDE GAS CO	LG	33.25	0.072581	0	0.0068	0.0658	May-91
66	Jun-91	LACLEDE GAS CO	LG	33	0.010526	0.6	0.0063	0.0042	Jun-91
66	Jul-91	LACLEDE GAS CO	LG	34.125	0.034091	0	0.0076	0.0265	Jul-91
66	Aug-91	LACLEDE GAS CO	LG	33.5	-0.01832	0	0.0068	-0.0251	Aug-91
66	Sep-91	LACLEDE GAS CO	LG	35.25	0.070149	0.6	0.0068	0.0633	Sep-91

66	Oct-91	LACLEDE GAS CO	LG	36.375	0.031915	0	0.0065	0.0254	Oct-91
66	Nov-91	LACLEDE GAS CO	LG	36.25	-0.00344	0	0.0060	-0.0094	Nov-91
66	Dec-91	LACLEDE GAS CO	LG	35	-0.01793	0.6	0.0068	-0.0247	Dec-91
66	Jan-92	LACLEDE GAS CO	LG	38.5	0.1	0	0.0061	0.0939	Jan-92
66	Feb-92	LACLEDE GAS CO	LG	37.625	-0.02273	0	0.0059	-0.0286	Feb-92
66	Mar-92	LACLEDE GAS CO	LG	35.125	-0.0505	0.6	0.0067	-0.0572	Mar-92
66	Apr-92	LACLEDE GAS CO	LG	35.875	0.021352	0	0.0065	0.0149	Apr-92
66	May-92	LACLEDE GAS CO	LG	34.625	-0.03484	0	0.0061	-0.0409	May-92
66	Jun-92	LACLEDE GAS CO	LG	35.375	0.038989	0.6	0.0067	0.0323	Jun-92
66	Jul-92	LACLEDE GAS CO	LG	38.375	0.084806	0	0.0063	0.0785	Jul-92
66	Aug-92	LACLEDE GAS CO	LG	40.25	0.04886	0	0.0060	0.0429	Aug-92
66	Sep-92	LACLEDE GAS CO	LG	37.375	-0.05652	0.6	0.0058	-0.0623	Sep-92
66	Oct-92	LACLEDE GAS CO	LG	37.25	-0.00334	0	0.0057	-0.0090	Oct-92
66	Nov-92	LACLEDE GAS CO	LG	40.75	0.09396	0	0.0061	0.0879	Nov-92
66	Dec-92	LACLEDE GAS CO	LG	40.5	0.008589	0.6	0.0063	0.0023	Dec-92
66	Jan-93	LACLEDE GAS CO	LG	41.875	0.033951	0	0.0059	0.0281	Jan-93
66	Feb-93	LACLEDE GAS CO	LG	41.75	-0.00299	0	0.0055	-0.0085	Feb-93
66	Mar-93	LACLEDE GAS CO	LG	43.5	0.056527	0.61	0.0063	0.0502	Mar-93
66	Apr-93	LACLEDE GAS CO	LG	44.375	0.020115	0	0.0057	0.0144	Apr-93
66	May-93	LACLEDE GAS CO	LG	46	0.03662	0	0.0052	0.0314	May-93
66	Jun-93	LACLEDE GAS CO	LG	46.875	0.032283	0.61	0.0062	0.0261	Jun-93
66	Jul-93	LACLEDE GAS CO	LG	47.75	0.018667	0	0.0054	0.0133	Jul-93
66	Aug-93	LACLEDE GAS CO	LG	49.5	0.036649	0	0.0056	0.0310	Aug-93
66	Sep-93	LACLEDE GAS CO	LG	49.625	0.014848	0.61	0.0050	0.0098	Sep-93
66	Oct-93	LACLEDE GAS CO	LG	48.25	-0.02771	0	0.0049	-0.0326	Oct-93
66	Nov-93	LACLEDE GAS CO	LG	48	-0.00518	0	0.0053	-0.0105	Nov-93
66	Dec-93	LACLEDE GAS CO	LG	47.5	0.002292	0.61	0.0055	-0.0032	Dec-93
66	Jan-94	LACLEDE GAS CO	LG	49.5	0.042105	0	0.0055	0.0366	Jan-94
66	Feb-94	LACLEDE GAS CO	LG	47.375	-0.04293	0	0.0049	-0.0478	Feb-94
66	Mar-94	LACLEDE GAS CO	LG	25	0.068285	0.61	0.0058	0.0625	Mar-94
66	Apr-94	LACLEDE GAS CO	LG	23.375	-0.065	0	0.0057	-0.0707	Apr-94
66	May-94	LACLEDE GAS CO	LG	21.75	-0.06952	0	0.0063	-0.0758	May-94
66	Jun-94	LACLEDE GAS CO	LG	21.5	0.002529	0.305	0.0061	-0.0036	Jun-94
66	Jul-94	LACLEDE GAS CO	LG	21.875	0.017442	0	0.0060	0.0114	Jul-94
66	Aug-94	LACLEDE GAS CO	LG	22.5	0.028571	0	0.0066	0.0220	Aug-94
66	Sep-94	LACLEDE GAS CO	LG	21.125	-0.04756	0.305	0.0061	-0.0537	Sep-94

66	Oct-94	LACLEDE GAS CO	LG	20.875	-0.01183	0	0.0066	-0.0184	Oct-94
66	Nov-94	LACLEDE GAS CO	LG	20.875	0	0	0.0064	-0.0064	Nov-94
66	Dec-94	LACLEDE GAS CO	LG	19.875	-0.03305	0.31	0.0066	-0.0397	Dec-94
66	Jan-95	LACLEDE GAS CO	LG	19.5	-0.01887	0	0.0070	-0.0259	Jan-95
66	Feb-95	LACLEDE GAS CO	LG	19.75	0.012821	0	0.0059	0.0069	Feb-95
66	Mar-95	LACLEDE GAS CO	LG	19.5	0.003038	0.31	0.0064	-0.0034	Mar-95
66	Apr-95	LACLEDE GAS CO	LG	18.875	-0.03205	0	0.0058	-0.0379	Apr-95
66	May-95	LACLEDE GAS CO	LG	18.875	0	0	0.0065	-0.0065	May-95
66	Jun-95	LACLEDE GAS CO	LG	19.625	0.056159	0.31	0.0054	0.0508	Jun-95
66	Jul-95	LACLEDE GAS CO	LG	20	0.019108	0	0.0056	0.0135	Jul-95
66	Aug-95	LACLEDE GAS CO	LG	19.875	-0.00625	0	0.0057	-0.0120	Aug-95
66	Sep-95	LACLEDE GAS CO	LG	20.625	0.053333	0.31	0.0052	0.0481	Sep-95
66	Oct-95	LACLEDE GAS CO	LG	20.375	-0.01212	0	0.0057	-0.0178	Oct-95
66	Nov-95	LACLEDE GAS CO	LG	21.125	0.03681	0	0.0051	0.0317	Nov-95
66	Dec-95	LACLEDE GAS CO	LG	21.25	0.020828	0.315	0.0049	0.0159	Dec-95
66	Jan-96	LACLEDE GAS CO	LG	22.375	0.052941	0	0.0054	0.0475	Jan-96
66	Feb-96	LACLEDE GAS CO	LG	21	-0.06145	0	0.0048	-0.0663	Feb-96
66	Mar-96	LACLEDE GAS CO	LG	22.75	0.098333	0.315	0.0052	0.0931	Mar-96
66	Apr-96	LACLEDE GAS CO	LG	23.5	0.032967	0	0.0059	0.0271	Apr-96
66	May-96	LACLEDE GAS CO	LG	22.875	-0.0266	0	0.0058	-0.0324	May-96
66	Jun-96	LACLEDE GAS CO	LG	22.375	-0.00809	0.315	0.0054	-0.0135	Jun-96
66	Jul-96	LACLEDE GAS CO	LG	22.5	0.005587	0	0.0062	-0.0006	Jul-96
66	Aug-96	LACLEDE GAS CO	LG	23.375	0.038889	0	0.0057	0.0332	Aug-96
66	Sep-96	LACLEDE GAS CO	LG	24.25	0.050909	0.315	0.0060	0.0449	Sep-96
66	Oct-96	LACLEDE GAS CO	LG	23.375	-0.03608	0	0.0058	-0.0419	Oct-96
66	Nov-96	LACLEDE GAS CO	LG	23.875	0.02139	0	0.0052	0.0162	Nov-96
66	Dec-96	LACLEDE GAS CO	LG	24.125	0.024084	0.325	0.0056	0.0185	Dec-96
66	Jan-97	LACLEDE GAS CO	LG	24	-0.00518	0	0.0056	-0.0108	Jan-97
66	Feb-97	LACLEDE GAS CO	LG	23.125	-0.03646	0	0.0051	-0.0416	Feb-97
66	Mar-97	LACLEDE GAS CO	LG	20.875	-0.08324	0.325	0.0059	-0.0891	Mar-97
66	Apr-97	LACLEDE GAS CO	LG	22.25	0.065868	0	0.0059	0.0600	Apr-97
66	May-97	LACLEDE GAS CO	LG	21.625	-0.02809	0	0.0058	-0.0339	May-97
66	Jun-97	LACLEDE GAS CO	LG	21.75	0.020809	0.325	0.0059	0.0149	Jun-97
66	Jul-97	LACLEDE GAS CO	LG	23.5	0.08046	0	0.0058	0.0747	Jul-97
66	Aug-97	LACLEDE GAS CO	LG	24.4375	0.039894	0	0.0049	0.0350	Aug-97
66	Sep-97	LACLEDE GAS CO	LG	24.3125	0.008184	0.325	0.0058	0.0024	Sep-97

66	Oct-97	LACLEDE GAS CO	LG	24.9375	0.025707	0	0.0054	0.0203	Oct-97
66	Nov-97	LACLEDE GAS CO	LG	25.8125	0.035088	0	0.0047	0.0304	Nov-97
66	Dec-97	LACLEDE GAS CO	LG	28.0625	0.099952	0.33	0.0054	0.0946	Dec-97
66	Jan-98	LACLEDE GAS CO	LG	24.9375	-0.11136	0	0.0048	-0.1162	Jan-98
66	Feb-98	LACLEDE GAS CO	LG	24.8125	-0.00501	0	0.0044	-0.0094	Feb-98
66	Mar-98	LACLEDE GAS CO	LG	25.0625	0.023375	0.33	0.0052	0.0182	Mar-98
66	Apr-98	LACLEDE GAS CO	LG	24.75	-0.01247	0	0.0049	-0.0174	Apr-98
66	May-98	LACLEDE GAS CO	LG	24.75	0	0	0.0048	-0.0048	May-98
66	Jun-98	LACLEDE GAS CO	LG	24.5	0.003232	0.33	0.0052	-0.0020	Jun-98
66	Jul-98	LACLEDE GAS CO	LG	23.3125	-0.04847	0	0.0049	-0.0534	Jul-98
66	Aug-98	LACLEDE GAS CO	LG	22.625	-0.02949	0	0.0048	-0.0343	Aug-98
66	Sep-98	LACLEDE GAS CO	LG	23.0625	0.033923	0.33	0.0044	0.0295	Sep-98
66	Oct-98	LACLEDE GAS CO	LG	25.625	0.111111	0	0.0042	0.1069	Oct-98
66	Nov-98	LACLEDE GAS CO	LG	25.0625	-0.02195	0	0.0045	-0.0265	Nov-98
66	Dec-98	LACLEDE GAS CO	LG	26.75	0.080698	0.335	0.0045	0.0762	Dec-98
66	Jan-99	LACLEDE GAS CO	LG	23.5625	-0.11916	0	0.0042	-0.1234	Jan-99
66	Feb-99	LACLEDE GAS CO	LG	23	-0.02387	0	0.0040	-0.0279	Feb-99
66	Mar-99	LACLEDE GAS CO	LG	20.9375	-0.07511	0.335	0.0053	-0.0804	Mar-99
66	Apr-99	LACLEDE GAS CO	LG	20.1875	-0.03582	0	0.0048	-0.0406	Apr-99
66	May-99	LACLEDE GAS CO	LG	22.0625	0.092879	0	0.0045	0.0884	May-99
66	Jun-99	LACLEDE GAS CO	LG	23.25	0.069008	0.335	0.0055	0.0635	Jun-99
66	Jul-99	LACLEDE GAS CO	LG	23.4375	0.008065	0	0.0051	0.0030	Jul-99
66	Aug-99	LACLEDE GAS CO	LG	21.6875	-0.07467	0	0.0054	-0.0801	Aug-99
66	Sep-99	LACLEDE GAS CO	LG	22.75	0.064438	0.335	0.0052	0.0592	Sep-99
66	Oct-99	LACLEDE GAS CO	LG	21.3125	-0.06319	0	0.0050	-0.0682	Oct-99
66	Nov-99	LACLEDE GAS CO	LG	21.875	0.026393	0	0.0056	0.0208	Nov-99
66	Dec-99	LACLEDE GAS CO	LG	21.625	0.003886	0.335	0.0055	-0.0016	Dec-99
66	Jan-00	LACLEDE GAS CO	LG	18.875	-0.12717	0	0.0057	-0.1329	Jan-00
66	Feb-00	LACLEDE GAS CO	LG	20	0.059603	0	0.0051	0.0545	Feb-00
66	Mar-00	LACLEDE GAS CO	LG	20	0.01675	0.335	0.0054	0.0114	Mar-00
66	Apr-00	LACLEDE GAS CO	LG	19.625	-0.01875	0	0.0047	-0.0235	Apr-00
66	May-00	LACLEDE GAS CO	LG	19.6875	0.003185	0	0.0056	-0.0024	May-00
66	Jun-00	LACLEDE GAS CO	LG	19.25	-0.00521	0.335	0.0052	-0.0104	Jun-00
66	Jul-00	LACLEDE GAS CO	LG	19.8125	0.029221	0	0.0052	0.0240	Jul-00
66	Aug-00	LACLEDE GAS CO	LG	21.5625	0.088328	0	0.0050	0.0833	Aug-00
66	Sep-00	LACLEDE GAS CO	LG	21.625	0.018435	0.335	0.0046	0.0138	Sep-00

66	Oct-00	LACLEDE GAS CO	LG	21.875	0.011561	0	0.0053	0.0063	Oct-00
66	Nov-00	LACLEDE GAS CO	LG	22.75	0.04	0	0.0048	0.0352	Nov-00
66	Dec-00	LACLEDE GAS CO	LG	23.375	0.042198	0.335	0.0045	0.0377	Dec-00
66	Jan-01	LACLEDE GAS CO	LG	21.25	-0.09091	0	0.0049	-0.0958	Jan-01
66	Feb-01	LACLEDE GAS CO	LG	23.85	0.122353	0	0.0042	0.1182	Feb-01
66	Mar-01	LACLEDE GAS CO	LG	23.3	-0.00902	0.335	0.0045	-0.0135	Mar-01
66	Apr-01	LACLEDE GAS CO	LG	24	0.030043	0	0.0047	0.0253	Apr-01
66	May-01	LACLEDE GAS CO	LG	23.9	-0.00417	0	0.0050	-0.0092	May-01
66	Jun-01	LACLEDE GAS CO	LG	25.4	0.076778	0.335	0.0047	0.0721	Jun-01
66	Jul-01	LACLEDE GAS CO	LG	22	-0.13386	0	0.0052	-0.1391	Jul-01
66	Aug-01	LACLEDE GAS CO	LG	23.9	0.086364	0	0.0046	0.0818	Aug-01
66	Sep-01	LACLEDE GAS CO	LG	24	0.018201	0.335	0.0041	0.0141	Sep-01
66	Oct-01	LACLEDE GROUP INC	LG	22.8	-0.05	0	0.0048	-0.0548	Oct-01
66	Nov-01	LACLEDE GROUP INC	LG	23.7	0.039474	0	0.0041	0.0354	Nov-01
66	Dec-01	LACLEDE GROUP INC	LG	23.9	0.022574	0.335	0.0046	0.0180	Dec-01
66	Jan-02	LACLEDE GROUP INC	LG	23.14	-0.0318	0	0.0048	-0.0366	Jan-02
66	Feb-02	LACLEDE GROUP INC	LG	23.15	0.000432	0	0.0043	-0.0039	Feb-02
66	Mar-02	LACLEDE GROUP INC	LG	23.3	0.02095	0.335	0.0043	0.0167	Mar-02
66	Apr-02	LACLEDE GROUP INC	LG	24.45	0.049356	0	0.0054	0.0440	Apr-02
66	May-02	LACLEDE GROUP INC	LG	24.58	0.005317	0	0.0049	0.0004	May-02
66	Jun-02	LACLEDE GROUP INC	LG	23.48	-0.03112	0.335	0.0044	-0.0355	Jun-02
66	Jul-02	LACLEDE GROUP INC	LG	22.82	-0.02811	0	0.0051	-0.0332	Jul-02
66	Aug-02	LACLEDE GROUP INC	LG	24.1	0.056091	0	0.0044	0.0517	Aug-02
66	Sep-02	LACLEDE GROUP INC	LG	23.3	-0.0193	0.335	0.0042	-0.0235	Sep-02
66	Oct-02	LACLEDE GROUP INC	LG	23.6	0.012876	0	0.0040	0.0089	Oct-02
66	Nov-02	LACLEDE GROUP INC	LG	23.9	0.012712	0	0.0040	0.0087	Nov-02
66	Dec-02	LACLEDE GROUP INC	LG	24.2	0.026569	0.335	0.0045	0.0221	Dec-02
66	Jan-03	LACLEDE GROUP INC	LG	23.62	-0.02397	0	0.0041	-0.0281	Jan-03
66	Feb-03	LACLEDE GROUP INC	LG	22.75	-0.03683	0	0.0038	-0.0406	Feb-03
66	Mar-03	LACLEDE GROUP INC	LG	23.2	0.034506	0.335	0.0040	0.0305	Mar-03
66	Apr-03	LACLEDE GROUP INC	LG	24.1	0.038793	0	0.0040	0.0348	Apr-03
66	May-03	LACLEDE GROUP INC	LG	26	0.078838	0	0.0039	0.0749	May-03
66	Jun-03	LACLEDE GROUP INC	LG	26.8	0.043654	0.335	0.0036	0.0401	Jun-03
66	Jul-03	LACLEDE GROUP INC	LG	27.3	0.018657	0	0.0038	0.0149	Jul-03
66	Aug-03	LACLEDE GROUP INC	LG	27.38	0.00293	0	0.0042	-0.0013	Aug-03
66	Sep-03	LACLEDE GROUP INC	LG	27.01	-0.00128	0.335	0.0046	-0.0059	Sep-03

66	Oct-03	LACLEDE GROUP INC	LG	28.35	0.049611	0	0.0041	0.0455	Oct-03
66	Nov-03	LACLEDE GROUP INC	LG	29.25	0.031746	0	0.0039	0.0278	Nov-03
66	Dec-03	LACLEDE GROUP INC	LG	28.55	-0.01248	0.335	0.0047	-0.0172	Dec-03
66	Jan-04	LACLEDE GROUP INC	LG	29.75	0.042032	0	0.0042	0.0378	Jan-04
66	Feb-04	LACLEDE GROUP INC	LG	30.97	0.041008	0	0.0038	0.0372	Feb-04
66	Mar-04	LACLEDE GROUP INC	LG	30.3	-0.01066	0.34	0.0043	-0.0150	Mar-04
66	Apr-04	LACLEDE GROUP INC	LG	27.59	-0.08944	0	0.0039	-0.0933	Apr-04
66	May-04	LACLEDE GROUP INC	LG	27.24	-0.01269	0	0.0040	-0.0167	May-04
66	Jun-04	LACLEDE GROUP INC	LG	27.41	0.018722	0.34	0.0048	0.0139	Jun-04
66	Jul-04	LACLEDE GROUP INC	LG	26.91	-0.01824	0	0.0043	-0.0225	Jul-04
66	Aug-04	LACLEDE GROUP INC	LG	28.86	0.072464	0	0.0045	0.0680	Aug-04
66	Sep-04	LACLEDE GROUP INC	LG	29.23	0.024601	0.34	0.0040	0.0206	Sep-04
66	Oct-04	LACLEDE GROUP INC	LG	30.15	0.031475	0	0.0038	0.0277	Oct-04
66	Nov-04	LACLEDE GROUP INC	LG	32.2	0.067993	0	0.0041	0.0639	Nov-04
66	Dec-04	LACLEDE GROUP INC	LG	31.15	-0.02205	0.34	0.0043	-0.0264	Dec-04
66	Jan-05	LACLEDE GROUP INC	LG	30.3	-0.02729	0	0.0041	-0.0314	Jan-05
66	Feb-05	LACLEDE GROUP INC	LG	31.38	0.035644	0	0.0035	0.0321	Feb-05
66	Mar-05	LACLEDE GROUP INC	LG	29.2	-0.05848	0.345	0.0041	-0.0626	Mar-05
66	Apr-05	LACLEDE GROUP INC	LG	27.37	-0.06267	0	0.0039	-0.0666	Apr-05
66	May-05	LACLEDE GROUP INC	LG	29.9	0.092437	0	0.0040	0.0884	May-05
66	Jun-05	LACLEDE GROUP INC	LG	31.76	0.073746	0.345	0.0036	0.0701	Jun-05
66	Jul-05	LACLEDE GROUP INC	LG	32.69	0.029282	0	0.0034	0.0259	Jul-05
66	Aug-05	LACLEDE GROUP INC	LG	32.32	-0.01132	0	0.0040	-0.0153	Aug-05
66	Sep-05	LACLEDE GROUP INC	LG	32.49	0.015934	0.345	0.0035	0.0124	Sep-05
66	Oct-05	LACLEDE GROUP INC	LG	29.9	-0.07972	0	0.0039	-0.0836	Oct-05
66	Nov-05	LACLEDE GROUP INC	LG	29.96	0.002007	0	0.0039	-0.0019	Nov-05
66	Dec-05	LACLEDE GROUP INC	LG	29.21	-0.01352	0.345	0.0039	-0.0174	Dec-05
66	Jan-06	LACLEDE GROUP INC	LG	32.62	0.116741	0	0.0040	0.1127	Jan-06
66	Feb-06	LACLEDE GROUP INC	LG	33.69	0.032802	0	0.0036	0.0292	Feb-06
66	Mar-06	LACLEDE GROUP INC	LG	34.42	0.032205	0.355	0.0039	0.0283	Mar-06
66	Apr-06	LACLEDE GROUP INC	LG	34.1	-0.0093	0	0.0039	-0.0132	Apr-06
66	May-06	LACLEDE GROUP INC	LG	33.65	-0.0132	0	0.0048	-0.0180	May-06
66	Jun-06	LACLEDE GROUP INC	LG	34.36	0.031649	0.355	0.0044	0.0272	Jun-06
66	Jul-06	LACLEDE GROUP INC	LG	33.23	-0.03289	0	0.0045	-0.0374	Jul-06
66	Aug-06	LACLEDE GROUP INC	LG	32.59	-0.01926	0	0.0043	-0.0236	Aug-06
66	Sep-06	LACLEDE GROUP INC	LG	32.08	-0.00476	0.355	0.0039	-0.0087	Sep-06

66	Oct-06	LACLEDE GROUP INC	LG	35.63	0.110661	0	0.0042	0.1065	Oct-06
66	Nov-06	LACLEDE GROUP INC	LG	36.58	0.026663	0	0.0039	0.0228	Nov-06
66	Dec-06	LACLEDE GROUP INC	LG	35.03	-0.0324	0.365	0.0036	-0.0360	Dec-06
66	Jan-07	LACLEDE GROUP INC	LG	32.48	-0.0728	0	0.0043	-0.0771	Jan-07
66	Feb-07	LACLEDE GROUP INC	LG	31.15	-0.04095	0	0.0038	-0.0447	Feb-07
66	Mar-07	LACLEDE GROUP INC	LG	31.08	0.00947	0.365	0.0039	0.0056	Mar-07
66	Apr-07	LACLEDE GROUP INC	LG	31.39	0.009974	0	0.0042	0.0058	Apr-07
66	May-07	LACLEDE GROUP INC	LG	31.16	-0.00733	0	0.0041	-0.0114	May-07
66	Jun-07	LACLEDE GROUP INC	LG	31.88	0.03482	0.365	0.0040	0.0308	Jun-07
66	Jul-07	LACLEDE GROUP INC	LG	29.55	-0.07309	0	0.0046	-0.0777	Jul-07
66	Aug-07	LACLEDE GROUP INC	LG	32.64	0.104569	0	0.0042	0.1004	Aug-07
66	Sep-07	LACLEDE GROUP INC	LG	32.28	0.000153	0.365	0.0037	-0.0035	Sep-07
66	Oct-07	LACLEDE GROUP INC	LG	34.79	0.077757	0	0.0043	0.0735	Oct-07
66	Nov-07	LACLEDE GROUP INC	LG	34.41	-0.01092	0	0.0039	-0.0148	Nov-07
66	Dec-07	LACLEDE GROUP INC	LG	34.24	0.005958	0.375	0.0037	0.0023	Dec-07
66	Jan-08	LACLEDE GROUP INC	LG	33.77	-0.01373	0	0.0040	-0.0177	Jan-08
66	Feb-08	LACLEDE GROUP INC	LG	34.15	0.011253	0	0.0034	0.0079	Feb-08
66	Mar-08	LACLEDE GROUP INC	LG	35.63	0.054319	0.375	0.0037	0.0506	Mar-08
66	Apr-08	LACLEDE GROUP INC	LG	37.82	0.061465	0	0.0035	0.0580	Apr-08
66	May-08	LACLEDE GROUP INC	LG	40	0.057641	0	0.0037	0.0539	May-08
66	Jun-08	LACLEDE GROUP INC	LG	40.37	0.018625	0.375	0.0040	0.0146	Jun-08
66	Jul-08	LACLEDE GROUP INC	LG	42.41	0.050533	0	0.0039	0.0466	Jul-08
66	Aug-08	LACLEDE GROUP INC	LG	44.93	0.05942	0	0.0036	0.0558	Aug-08
66	Sep-08	LACLEDE GROUP INC	LG	48.49	0.087581	0.375	0.0039	0.0837	Sep-08
66	Oct-08	LACLEDE GROUP INC	LG	52.32	0.078985	0	0.0037	0.0753	Oct-08
66	Nov-08	LACLEDE GROUP INC	LG	52.68	0.006881	0	0.0036	0.0033	Nov-08
66	Dec-08	LACLEDE GROUP INC	LG	46.84	-0.10355	0.385	0.0033	-0.1069	Dec-08
66	Jan-09	LACLEDE GROUP INC	LG	45.39	-0.03096	0	0.0024	-0.0334	Jan-09
66	Feb-09	LACLEDE GROUP INC	LG	39.58	-0.128	0	0.0030	-0.1310	Feb-09
66	Mar-09	LACLEDE GROUP INC	LG	38.98	-0.00543	0.385	0.0035	-0.0089	Mar-09
66	Apr-09	LACLEDE GROUP INC	LG	34.68	-0.11031	0	0.0029	-0.1132	Apr-09
66	May-09	LACLEDE GROUP INC	LG	31.08	-0.10381	0	0.0033	-0.1071	May-09
66	Jun-09	LACLEDE GROUP INC	LG	33.13	0.078346	0.385	0.0038	0.0745	Jun-09
66	Jul-09	LACLEDE GROUP INC	LG	33.57	0.013281	0	0.0036	0.0097	Jul-09
66	Aug-09	LACLEDE GROUP INC	LG	32.56	-0.03009	0	0.0036	-0.0337	Aug-09
66	Sep-09	LACLEDE GROUP INC	LG	32.16	-0.00046	0.385	0.0034	-0.0039	Sep-09

66	Oct-09	LACLEDE GROUP INC	LG	30.71	-0.04509	0	0.0033	-0.0484	Oct-09
66	Nov-09	LACLEDE GROUP INC	LG	31.31	0.019538	0	0.0035	0.0160	Nov-09
66	Dec-09	LACLEDE GROUP INC	LG	33.77	0.091185	0.395	0.0034	0.0878	Dec-09
66	Jan-10	LACLEDE GROUP INC	LG	32.26	-0.04471	0	0.0036	-0.0483	Jan-10
66	Feb-10	LACLEDE GROUP INC	LG	32.79	0.016429	0	0.0033	0.0131	Feb-10
66	Mar-10	LACLEDE GROUP INC	LG	33.72	0.040409	0.395	0.0040	0.0364	Mar-10
66	Apr-10	LACLEDE GROUP INC	LG	34.08	0.010676	0	0.0038	0.0069	Apr-10
66	May-10	LACLEDE GROUP INC	LG	33.09	-0.02905	0	0.0034	-0.0324	May-10
66	Jun-10	LACLEDE GROUP INC	LG	33.13	0.013146	0.395	0.0037	0.0094	Jun-10
66	Jul-10	LACLEDE GROUP INC	LG	34.94	0.054633	0	0.0031	0.0515	Jul-10
66	Aug-10	LACLEDE GROUP INC	LG	33.3	-0.04694	0	0.0032	-0.0501	Aug-10
66	Sep-10	LACLEDE GROUP INC	LG	34.42	0.045495	0.395	0.0026	0.0429	Sep-10
66	Oct-10	LACLEDE GROUP INC	LG	35.11	0.020047	0	0.0027	0.0173	Oct-10
66	Nov-10	LACLEDE GROUP INC	LG	35.35	0.006836	0	0.0032	0.0036	Nov-10
66	Dec-10	LACLEDE GROUP INC	LG	36.54	0.04512	0.405	0.0032	0.0419	Dec-10
66	Jan-11	LACLEDE GROUP INC	LG	38	0.039956	0	0.003567	0.0364	Jan-11
66	Feb-11	LACLEDE GROUP INC	LG	38.89	0.023421	0	0.003683	0.0197	Feb-11
66	Mar-11	LACLEDE GROUP INC	LG	38.1	-0.0099	0.405	0.003558	-0.0135	Mar-11
66	Apr-11	LACLEDE GROUP INC	LG	38.37	0.007087	0	0.003567	0.0035	Apr-11
66	May-11	LACLEDE GROUP INC	LG	37.61	-0.01981	0	0.003342	-0.0231	May-11
66	Jun-11	LACLEDE GROUP INC	LG	37.83	0.016618	0.405	0.003258	0.0134	Jun-11
66	Jul-11	LACLEDE GROUP INC	LG	37.25	-0.01533	0	0.003292	-0.0186	Jul-11
66	Aug-11	LACLEDE GROUP INC	LG	39.7	0.065772	0	0.003042	0.0627	Aug-11
66	Sep-11	LACLEDE GROUP INC	LG	38.75	-0.01373	0.405	0.002358	-0.0161	Sep-11
66	Oct-11	LACLEDE GROUP INC	LG	40.12	0.035355	0	0.002392	0.0330	Oct-11
66	Nov-11	LACLEDE GROUP INC	LG	40.13	0.000249	0	0.002267	-0.0020	Nov-11
66	Dec-11	LACLEDE GROUP INC	LG	40.47	0.018814	0.415	0.002483	0.0163	Dec-11
66	Jan-12	LACLEDE GROUP INC	LG	41.66	0.029404	0	0.0021	0.0273	Jan-12
66	Feb-12	LACLEDE GROUP INC	LG	41.09	-0.01368	0	0.002	-0.0157	Feb-12
66	Mar-12	LACLEDE GROUP INC	LG	39.02	-0.04028	0.415	0.0022	-0.0425	Mar-12
66	Apr-12	LACLEDE GROUP INC	LG	39.38	0.009226	0	0.0025	0.0067	Apr-12
66	May-12	LACLEDE GROUP INC	LG	38.11	-0.03225	0	0.0023	-0.0346	May-12
66	Jun-12	LACLEDE GROUP INC	LG	39.81	0.055497	0.415	0.0018	0.0537	Jun-12
66	Jul-12	LACLEDE GROUP INC	LG	41.78	0.049485	0	0.002	0.0475	Jul-12
66	Aug-12	LACLEDE GROUP INC	LG	42.25	0.011249	0	0.0018	0.0094	Aug-12
66	Sep-12	LACLEDE GROUP INC	LG	43	0.027574	0.415	0.0017	0.0259	Sep-12

Oct-12	LACLEDE GROUP INC	LG	41.64	-0.03163	0	0.0021	-0.0337	Oct-12
Nov-12	LACLEDE GROUP INC	LG	40.71	-0.02233	0	0.0019	-0.0242	Nov-12
Dec-12	LACLEDE GROUP INC	LG	38.61	-0.04114	0.425	0.0019	-0.0430	Dec-12
Jan-13	LACLEDE GROUP INC	LG	39.92	0.033929	0	0.0022	0.0317	Jan-13
Feb-13	LACLEDE GROUP INC	LG	40.76	0.021042	0	0.0022	0.0188	Feb-13
Mar-13	LACLEDE GROUP INC	LG	42.7	0.058023	0.425	0.0021	0.0559	Mar-13
Apr-13	LACLEDE GROUP INC	LG	46.71	0.093911	0	0.0026	0.0913	Apr-13
May-13	LACLEDE GROUP INC	LG	47.33	0.013273	0	0.0023	0.0110	May-13
Jun-13	LACLEDE GROUP INC	LG	45.66	-0.0263	0.425	0.0024	-0.0287	Jun-13
Jul-13	LACLEDE GROUP INC	LG	45.76	0.00219	0	0.003	-0.0008	Jul-13
Aug-13	LACLEDE GROUP INC	LG	44.53	-0.02688	0	0.0028	-0.0297	Aug-13
Sep-13	LACLEDE GROUP INC	LG	45	0.020099	0.425	0.0029	0.0172	Sep-13
Oct-13	LACLEDE GROUP INC	LG	47.07	0.046	0	0.0029	0.0431	Oct-13
Nov-13	LACLEDE GROUP INC	LG	46.11	-0.0204	0	0.0027	-0.0231	Nov-13
Dec-13	LACLEDE GROUP INC	LG	45.54	-0.00282	0.44	0.0031	-0.0059	Dec-13
Jan-14	LACLEDE GROUP INC	LG	45.89	0.007686	0	0.0032	0.0045	Jan-14
Feb-14	LACLEDE GROUP INC	LG	45.85	-0.00087	0	0.0026	-0.0035	Feb-14
Mar-14	LACLEDE GROUP INC	LG	47.15	0.03795	0.44	0.0029	0.0350	Mar-14
Apr-14	LACLEDE GROUP INC	LG	47.41	0.005514	0	0.0028	0.0027	Apr-14
May-14	LACLEDE GROUP INC	LG	46.68	-0.0154	0	0.0028	-0.0182	May-14
Jun-14	LACLEDE GROUP INC	LG	48.55	0.049486	0.44	0.0025	0.0470	Jun-14
Jul-14	LACLEDE GROUP INC	LG	46.98	-0.03234	0	0.0027	-0.0350	Jul-14
Aug-14	LACLEDE GROUP INC	LG	49.45	0.052576	0	0.0026	0.0500	Aug-14
Sep-14	LACLEDE GROUP INC	LG	46.4	-0.05278	0.44	0.0023	-0.0551	Sep-14
Oct-14	LACLEDE GROUP INC	LG	50.77	0.094181	0	0.0025	0.0917	Oct-14
Nov-14	LACLEDE GROUP INC	LG	50.73	-0.00079	0	0.0023	-0.0031	Nov-14
Dec-14	LACLEDE GROUP INC	LG	53.2	0.057757	0.46	0.0022	0.0556	Dec-14
Jan-15	LACLEDE GROUP INC	LG	53.76	0.010526	0	0.002	0.0085	Jan-15
Feb-15	LACLEDE GROUP INC	LG	51.76	-0.0372	0	0.0015	-0.0387	Feb-15
Mar-15	LACLEDE GROUP INC	LG	51.22	-0.00155	0.46	0.0021	-0.0036	Mar-15
Apr-15	LACLEDE GROUP INC	LG	51.93	0.013862	0	0.0019	0.0120	Apr-15
May-15	LACLEDE GROUP INC	LG	53.51	0.030426	0	0.002	0.0284	May-15
Jun-15	LACLEDE GROUP INC	LG	52.06	-0.0185	0.46	0.003492	-0.0220	Jun-15
Jul-15	LACLEDE GROUP INC	LG	54.11	0.039378	0	0.003458	0.0359	Jul-15
Aug-15	LACLEDE GROUP INC	LG	52.94	-0.02162	0	0.003367	-0.0250	Aug-15
Sep-15	LACLEDE GROUP INC	LG	54.53	0.038723	0.46	0.003392	0.035331	Sep-15

Oct-15	LACLEDE GROUP INC	LG	58.57	0.074088	0	0.003292	0.070796	Oct-15
Nov-15	LACLEDE GROUP INC	LG	58.36	-0.00359	0	0.003383	-0.006969	Nov-15
Dec-15	LACLEDE GROUP INC	LG	59.41	0.026388	0.49	0.003308	0.02308	Dec-15
Jan-16	LACLEDE GROUP INC	LG	63.94	0.07625	0	0.003333	0.072916	Jan-16
Feb-16	LACLEDE GROUP INC	LG	65.52	0.024711	0	0.0033	0.021411	Feb-16
Mar-16	LACLEDE GROUP INC	LG	67.75	0.041514	0.49	0.003183	0.038331	Mar-16
Apr-16	LACLEDE GROUP INC	LG	63.96	-0.05594	0	0.003183	-0.059124	Apr-16
May-16	LACLEDE GROUP INC	LG	63.58	-0.00594	0	0.003042	-0.008983	May-16
Jun-16	LACLEDE GROUP INC	LG	70.84	0.121894	0.49	0.002917	0.118977	Jun-16
Jul-16	LACLEDE GROUP INC	LG	69.4	-0.02033	0	0.002733	-0.023061	Jul-16
Aug-16	LACLEDE GROUP INC	LG	64.7	-0.06772	0	0.002767	-0.07049	Aug-16
Sep-16	LACLEDE GROUP INC	LG	63.74	-0.00726	0.49	0.002842	-0.010106	Sep-16
Oct-16	LACLEDE GROUP INC	LG	62.8	-0.01475	0	0.002842	-0.017589	Oct-16
Nov-16	LACLEDE GROUP INC	LG	64.54	0.027707	0	0.003217	0.02449	Nov-16
Dec-16	LACLEDE GROUP INC	LG	64.55	0.008289	0.525	0.003383	0.004906	Dec-16
Jan-17	LACLEDE GROUP INC	LG	65	0.006971	0	0.003267	0.003705	Jan-17
Feb-17	LACLEDE GROUP INC	LG	65.9	0.013846	0	0.003292	0.010554	Feb-17
Mar-17	LACLEDE GROUP INC	LG	67.5	0.032246	0.525	0.003292	0.028954	Mar-17
Apr-17	LACLEDE GROUP INC	LG	68.55	0.015556	0	0.003225	0.012331	Apr-17
May-17	LACLEDE GROUP INC	LG	70.85	0.033552	0	0.003208	0.030344	May-17
Jun-17	LACLEDE GROUP INC	LG	69.75	-0.00812	0.525	0.003067	-0.011182	Jun-17
Jul-17	LACLEDE GROUP INC	LG	72.6	0.04086	0	0.00315	0.03771	Jul-17
Aug-17	LACLEDE GROUP INC	LG	76.5	0.053719	0	0.003083	0.050636	Aug-17
Sep-17	LACLEDE GROUP INC	LG	74.65	-0.01732	0.525	0.003025	-0.020345	Sep-17
Oct-17	LACLEDE GROUP INC	LG	78.95	0.057602	0	0.003	0.054602	Oct-17
Nov-17	LACLEDE GROUP INC	LG	82.25	0.041799	0	0.003	0.038799	Nov-17
Dec-17	LACLEDE GROUP INC	LG	75.15	-0.07948	0.5625	0.002925	-0.082408	Dec-17
Jan-18	LACLEDE GROUP INC	LG	66.5	-0.1151	0	0.002925	-0.118028	Jan-18
Feb-18	LACLEDE GROUP INC	LG	67.8	0.019549	0	0.002958	0.016591	Feb-18
Mar-18	LACLEDE GROUP INC	LG	72.3	0.074668	0.5625	0.003225	0.071443	Mar-18
Apr-18	LACLEDE GROUP INC	LG	72.15	-0.00207	0	0.003208	-0.005283	Apr-18
May-18	LACLEDE GROUP INC	LG	71.25	-0.01247	0	0.003325	-0.015799	May-18
Jun-18	LACLEDE GROUP INC	LG	70.65	-0.00053	0.5625	0.0033	-0.003826	Jun-18
Jul-18	LACLEDE GROUP INC	LG	71.6	0.013447	0	0.003225	0.010222	Jul-18
Aug-18	LACLEDE GROUP INC	LG	74.55	0.041201	0	0.003233	0.037968	Aug-18
Sep-18	LACLEDE GROUP INC	LG	73.55	-0.00587	0.5625	0.003233	-0.009102	Sep-18

Oct-18	LACLEDE GROUP INC	LG	72.58	-0.01319	0	0.00345	-0.016638	Oct-18
Nov-18	LACLEDE GROUP INC	LG	78.91	0.087214	0	0.003517	0.083697	Nov-18
Dec-18	LACLEDE GROUP INC	LG	74.08	-0.0537	0.5925	0.00335	-0.05705	Dec-18
Jan-19	LACLEDE GROUP INC	LG	79.37	0.071409	0	0.003275	0.068134	Jan-19
Feb-19	LACLEDE GROUP INC	LG	79.32	-0.00063	0	0.003158	-0.003788	Feb-19
Mar-19	LACLEDE GROUP INC	LG	82.29	0.044913	0.5925	0.003158	0.041755	Mar-19
Apr-19	LACLEDE GROUP INC	LG	84.19	0.023089	0	0.003075	0.020014	Apr-19
May-19	LACLEDE GROUP INC	LG	83.32	-0.01033	0	0.003058	-0.013392	May-19
Jun-19	LACLEDE GROUP INC	LG	83.92	0.014312	0.5925	0.003058	0.011254	Jun-19
Jul-19	LACLEDE GROUP INC	LG	82.41	-0.01799	0	0.002742	-0.020735	Jul-19
Aug-19	LACLEDE GROUP INC	LG	84.9	0.030215	0	0.002742	0.027473	Aug-19
Sep-19	LACLEDE GROUP INC	LG	87.24	0.034541	0.5925	0.002483	0.032057	Sep-19
Oct-19	LACLEDE GROUP INC	LG	84.06	-0.03645	0	0.002525	-0.038976	Oct-19
Nov-19	LACLEDE GROUP INC	LG	77.42	-0.07899	0	0.002558	-0.08155	Nov-19
Dec-19	LACLEDE GROUP INC	LG	83.31	0.084119	0.6225	0.002508	0.081611	Dec-19
Jan-20	LACLEDE GROUP INC	LG	84.32	0.012123	0	0.00235	0.009773	Jan-20
Feb-20	LACLEDE GROUP INC	LG	75.05	-0.10994	0	0.00245	-0.112388	Feb-20
Mar-20	LACLEDE GROUP INC	LG	74.48	0.0007	0.6225	0.002317	-0.001617	Mar-20
Apr-20	LACLEDE GROUP INC	LG	72.96	-0.02041	0	0.002025	-0.022433	Apr-20
May-20	LACLEDE GROUP INC	LG	72.92	-0.00055	0	0.002075	-0.002623	May-20
Jun-20	LACLEDE GROUP INC	LG	65.71	-0.09034	0.6225	0.002008	-0.092347	Jun-20
Jul-20	LACLEDE GROUP INC	LG	61.66	-0.06163	0	0.001692	-0.063326	Jul-20
Aug-20	LACLEDE GROUP INC	LG	58.21	-0.05595	0	0.001875	-0.057827	Aug-20
Sep-20	LACLEDE GROUP INC	LG	53.2	-0.07537	0.6225	0.001925	-0.077299	Sep-20
Oct-20	LACLEDE GROUP INC	LG	56.04	0.053383	0	0.001958	0.051425	Oct-20
Nov-20	LACLEDE GROUP INC	LG	63.96	0.141328	0	0.001917	0.139411	Nov-20
Dec-20	LACLEDE GROUP INC	LG	64.04	0.011413	0.65	0.001883	0.00953	Dec-20
Jan-21	LACLEDE GROUP INC	LG	61.19	-0.0445	0	0.002042	-0.046545	Jan-21
Feb-21	LACLEDE GROUP INC	LG	66.42	0.085471	0	0.00225	0.083221	Feb-21
Mar-21	LACLEDE GROUP INC	LG	73.89	0.122252	0.65	0.002533	0.119719	Mar-21

Ticker
ATO

		Atmos Energy CAPITALIZATION AND FINANCIAL STATISTICS (1) 2014 - 2019, Inclusive					
	FYE: 9/30/2020	2020	2019	2018	2017	2016	2015
Capital Structure:							
Long Term Debt	LTDEBT	4,531,779,165.000	3,529,452,000.000	3,068,665,000.000	3,067,045,000.000	2,438,779,000.000	2,455,388,000.000
Preferred Stock	PFDD	0.000	0.000	0.000	0.000	0.000	0.000
Common Shares Outst.	Input Data	125,882,477.000	119,338,925.000	111,273,683.000	106,104,634.000	103,930,560.000	101,478,818.000
Common Equity	TOTEC	6,791,203,000.000	5,750,223,000.000	4,769,951,000.000	3,898,666,000.000	3,463,059,000.000	3,194,797,000.000
Sinking Fund Requirements	Input Data	0.000	0.000	0.000	0.000	0.000	0.000
Short Term Debt	STDEBT	0.000	464,915,000.000	575,780,000.000	447,745,000.000	829,811,000.000	457,927,000.000
EPS excluding extra	EPSAPPCOMM	4.890	4.350	5.430	3.600	3.380	3.090
Price - High	Bloomberg	120.570	114.650	94.770	88.690	81.320	58.810
Price - Low	Bloomberg	80.500	89.330	78.030	68.960	57.820	47.350
DPS by payable date	Bloomberg	2.300	2.100	1.940	1.800	1.680	1.560
AFUDC	AFUDC	31,929,000.000	18,808,000.000	6,800,000.000	2,500,000.000	2,800,000.000	0.000
Total Interest	INTEXP	84,474,000.000	103,153,000.000	106,646,000.000	120,182,000.000	115,948,000.000	116,241,000.000
Net Income before Extra.	NETINC	601,443,000.000	511,406,000.000	603,064,000.000	396,421,000.000	350,104,000.000	315,075,000.000
CE Income before Extra.	INCAVALCOMM	601,443,000.000	511,406,000.000	603,064,000.000	396,421,000.000	350,104,000.000	315,075,000.000
Preferred Stock Dividends	PFDDIV	0.000	0.000	0.000	0.000	0.000	0.000
Common Dividends	COMDIVS1	282,444,000.000	245,717,000.000	214,906,000.000	191,931,000.000	175,126,000.000	160,018,000.000
Income Bef Extra Items-S&U	INCBEFEXT	601,443,000.000	511,406,000.000	603,064,000.000	396,421,000.000	350,104,000.000	315,075,000.000
Net Operating Cash Flow	NETOPGFC	1,037,999,000.000	968,769,000.000	1,124,662,000.000	867,090,000.000	794,990,000.000	836,519,000.000
Change in op'g Assets + Liabilities	CHGOPASLIAB	-133,676,000.000	-76,656,000.000	134,863,000.000	-73,177,000.000	-63,212,000.000	-19,990,000.000
Depreciation & Amortization	DEPAMORT	429,629,000.000	391,456,000.000	361,053,000.000	319,448,000.000	293,096,000.000	274,796,000.000
Income Tax Expense	INCTAX	145,353,000.000	138,903,000.000	8,080,000.000	221,383,000.000	200,373,000.000	195,690,000.000
Calculations							
Com Eq / Shares Out.	calc	53.949	48.184	42.867	36.744	33.321	31.482
Total Permanent Capital	calc	11,322,982,165.000	9,279,675,000.000	7,838,616,000.000	6,965,711,000.000	5,901,838,000.000	5,650,185,000.000
Average Price	calc	100.535	101.990	86.400	78.825	69.570	53.080
Total Debt		4,531,779,165.000	3,994,367,000.000	3,644,445,000.000	3,514,790,000.000	3,268,590,000.000	2,913,315,000.000
Total Capital	calc	11,322,982,165.000	9,744,590,000.000	8,414,396,000.000	7,413,456,000.000	6,731,649,000.000	6,108,112,000.000
Preferred Slk + Sink Fund Req.	calc	0.000	0.000	0.000	0.000	0.000	0.000
NETOPGFC + CHGOPASLIAB - AFUDC	calc	872,394,000.000	873,275,000.000	1,252,723,000.000	791,413,000.000	728,978,000.000	816,529,000.000
EBITDA	calc	1,261,098,000.000	1,144,918,000.000	1,078,873,000.000	1,057,434,000.000	959,521,000.000	901,802,000.000

		Atmos Energy CAPITALIZATION AND FINANCIAL STATISTICS (1) 2014 - 2019, Inclusive				
		2020	2019	2018	2017	2016
CAPITALIZATION STATISTICS						
AMOUNT OF CAPITAL EMPLOYED						
TOTAL PERMANENT CAPITAL		\$11,322,982	\$9,279,675	\$7,838,616	\$6,965,711	\$5,901,838
SHORT-TERM DEBT		\$0.000	\$464,915	\$575,780	\$447,745	\$829,811
TOTAL CAPITAL EMPLOYED		\$11,322,982	\$9,744,590	\$8,414,396	\$7,413,456	\$6,731,649
INDICATED AVERAGE CAPITAL COST RATES (2)						
TOTAL DEBT		1.98 %	2.70 %	2.98 %	3.54 %	3.75 %
PREFERRED STOCK						
CAPITAL STRUCTURE RATIOS						
BASED ON TOTAL PERMANENT CAPITAL:						
LONG-TERM DEBT		40.02 %	38.03 %	39.15 %	44.03 %	41.32 %
PREFERRED STOCK		0.00 %	0.00 %	0.00 %	0.00 %	0.00 %
COMMON EQUITY		59.98 %	61.97 %	60.85 %	55.97 %	58.68 %
TOTAL		100.00 %	100.00 %	100.00 %	100.00 %	100.00 %
BASED ON TOTAL CAPITAL:						
TOTAL DEBT, INCLUDING SHORT-TERM		40.02 %	40.99 %	43.31 %	47.41 %	48.56 %
PREFERRED STOCK		0.00 %	0.00 %	0.00 %	0.00 %	0.00 %
COMMON EQUITY		59.98 %	59.01 %	56.69 %	52.59 %	51.44 %
TOTAL		100.00 %	100.00 %	100.00 %	100.00 %	100.00 %
FINANCIAL STATISTICS						
FINANCIAL RATIOS - MARKET BASED						
EARNINGS / PRICE RATIO		4.86 %	4.27 %	6.28 %	4.57 %	4.86 %
MARKET / AVERAGE BOOK RATIO		196.87	224.03	217.06	225.01	214.71
DIVIDEND YIELD		2.29	2.06	2.25	2.28	2.41
DIVIDEND PAYOUT RATIO		48.96	48.05	35.64	48.42	50.02
RATE OF RETURN ON AVERAGE BOOK COMMON EQUITY						
TOTAL DEBT / EBITDA (3)		3.59 x	3.49 x	3.38 x	3.32 x	3.41 x
FUNDS FROM OPERATIONS / TOTAL DEBT (4)		19.25 %	21.86 %	34.37 %	22.52 %	22.30 %
TOTAL DEBT / TOTAL CAPITAL		40.02 %	40.99 %	43.31 %	47.41 %	48.56 %

5 YEAR AVERAGE

Duke Energy Kentucky
Case No. 2021-00190
STAFF Second Set Data Requests
Date Received: June 29, 2021

STAFF-DR-02-026

REQUEST:

Refer to D'Ascendis Testimony, page 23, lines 12-17, and to Attachment DWD-3, pages 10-11. Explain how a bond yield of 3.44 percent was derived from the attached forecasts on pages 10-11 of attachment DWD-3.

RESPONSE:

The bond yield of 3.44% was derived by taking the average Aaa-rated corporate bond yields for six calendar quarters ending with the third calendar quarter of 2022 (3.0%, 3.1%, 3.2%, 3.3%, 3.4%, and 3.4% as shown on Attachment DWD-3 page 10 of 13) and *Blue Chip's* long-term projections for 2022 to 2026, and 2027 to 2031 (3.6% and 4.5%, respectively, as shown on Attachment DWD-3 page 11 of 13).

PERSON RESPONSIBLE: Dylan W. D'Ascendis

Duke Energy Kentucky
Case No. 2021-00190
STAFF Second Set Data Requests
Date Received: June 29, 2021

STAFF-DR-02-027

REQUEST:

Refer to the D'Ascendis Testimony, page 29, lines 1-15, and page 30, Table 4.

- a. Explain the differences between the data used to derive the prospective equity risk premium using measures of capital appreciation and income returns from Value Line for the S&P 500 less projected Aaa corporate bond yields (10.77 percent) and the same calculations using data from Bloomberg Professional Services (12.17 percent).
- b. Explain why the narrower S&P 500 was used in the calculations as opposed to relying solely on the broader Value Line Summary and Index.

RESPONSE:

- a. Please see STAFF-DR-02-016 Attachment, tabs titled "MRP WP2" through "MRP WP3."
- b. The S&P 500 index is comprised of 500 of the largest U.S. publicly traded companies, which account for approximately 80% of the overall U.S. equity market. The index is commonly used as a proxy for the entire U.S. equity market by investors, as the index components cover all sectors of the market. Additionally, the SBBI – 2021 market return values used are based on S&P 500 returns and Bloomberg Beta coefficients are calculated using the S&P 500 as the market index.

PERSON RESPONSIBLE: Dylan W. D'Ascendis

**Duke Energy Kentucky
Case No. 2021-00190
STAFF Second Set Data Requests
Date Received: June 29, 2021**

STAFF-DR-02-028

REQUEST:

Refer to D'Ascendis Testimony, page 31, lines 5-8 and page 32, Table 5. If not answered above, explain the differences in data obtained from Value Line as compared to data obtained from Bloomberg Professional Services in the calculations.

RESPONSE:

Please see STAFF-DR-02-016 Attachment, tabs titled "ERP WP1" through "ERP WP2".

PERSON RESPONSIBLE: Dylan W. D'Ascendis

Duke Energy Kentucky
Case No. 2021-00190
STAFF Second Set Data Requests
Date Received: June 29, 2021

STAFF-DR-02-029

REQUEST:

Refer to D'Ascendis Testimony, page 37, lines 8-19.

- a. Compare and contrast the advantages and disadvantages of using the two year Bloomberg Betas versus the five year Value Line Betas in the CAPM calculations.
- b. Provide a revised CAPM and ECAPM analyses using current 30-year Treasury rates as the risk free rate.

RESPONSE:

- a. Generally, Beta coefficients calculated using a two-year horizon (Bloomberg “default” beta) may more readily reflect significant changes in risk that occur over a short period than a Beta coefficient calculated over a five-year horizon (*Value Line* calculation). Given that both two-year and five-year Beta coefficients are considered by investors (Bloomberg and *Value Line*), including both sources provide valid measures of the systematic risk of a firm and reflects the nuances of different investors expectations.
- b. Please refer Mr. D'Ascendis' response to STAFF-DR-02-025(d) as to the applicability of current interest rates for cost of capital purposes. While using current interest rates is inappropriate for cost of capital purposes, please see STAFF-DR-02-025 Attachment, tabs titled “4.1 CAPM”, “4.2 CAPM Notes”, and “6.6 CEM CAPM Backup” for the requested data.

PERSON RESPONSIBLE: Dylan W. D'Ascendis

**Duke Energy Kentucky
Case No. 2021-00190
STAFF Second Set Data Requests
Date Received: June 29, 2021**

STAFF-DR-02-030

REQUEST:

Refer to D'Ascendis Testimony, page 38. Provide support or reasoning for utilizing S&P 500 returns as representative of total market return.

RESPONSE:

Please see response to STAFF-DR-02-027(b).

PERSON RESPONSIBLE: Dylan W. D'Ascendis

Duke Energy Kentucky
Case No. 2021-00190
STAFF Second Set Data Requests
Date Received: June 29, 2021

STAFF-DR-02-031

REQUEST:

Refer to Direct Testimony of Retha I. Hunsicker (Hunsicker Testimony), page 17, line 8, through page 18, line 10, regarding the Revert to Owner Program Explain how the deposit policy will be administered in regards to landlords that enroll in the Revert to Owner Program.

RESPONSE:

Landlords enrolled in the Revert-to-Owner program will not be assessed a security deposit when service at one of their properties reverts to the landlord's name. If the landlord establishes service at a property not enrolled in the Revert-to-Owner program, they may be assessed a deposit in accordance with 807 KAR 5:006(8)(1)(d). Additionally, a deposit may be assessed if service is disconnected at a property enrolled in Revert-to-Owner with service in the landlord's name.

PERSON RESPONSIBLE: Retha I. Hunsicker

**Duke Energy Kentucky
Case No. 2021-00190
STAFF Second Set Data Requests
Date Received: June 29, 2021**

STAFF-DR-02-032

REQUEST:

Refer to Hunsicker Testimony, page 17, lines 15-16. Provide sample screen shots of the Landlord Experience Portal.

RESPONSE:

Please see STAFF-DR-02-032 Attachment for sample screens of the Landlord Experience Portal.

PERSON RESPONSIBLE: Retha I. Hunsicker



Customer Connect
Simplify. Strengthen. Advance.



Customer Connect Program

Revert to Owner Process

Landlord Experience Portal Screen Shots

The screen shots included herein were obtained from a test system and are for illustrative purposes only.

Landlord Experience Portal – Landing Page / Dashboard View



The screenshot shows the Duke Energy Landlord Experience Portal dashboard. At the top, there is a navigation bar with the Duke Energy logo and the user's name "WEB USER SOUTHWOOD REALTY". Below the navigation bar, a welcome message reads "Welcome Back, WEB USER SOUTHWOOD REALTY". A large blue box displays the "TOTAL ACCOUNTS BALANCE" as "\$ 78329.16" with a "VIEW MY BILLS" button. To the right, a "Quick Links" section includes "View Energy Usage", "View Billing & Payment Activity", "Auto Pay", and "Update Profile Settings". Below this, a "Recent Service Requests" section shows "There are no service order results." A "Managing multiple accounts?" section offers a link to "EXPLORE PORTFOLIO". At the bottom, a "Billing & Payment Programs" section contains three cards: "Paperless Billing" (199 not enrolled, 0 enrolled), "Auto Pay" (197 not enrolled, 2 enrolled), and "Revert to owner" (0 not enrolled, 199 enrolled). Each card has "ENROLL" and "MANAGE" buttons.

Landlords enrolled in the Landlord Experience Portal will see this dashboard upon logging in to the Company's website.

Here, landlords have a quick view of open service order requests, can view billing and payment activity, and view usage information for accounts in their name.



Landlord Experience Portal – Manage Properties View

DUKE ENERGY WEB USER SOUTHWOOD REALTY

HOME BILLING ENERGY USAGE ACCOUNTS SERVICES

Manage Properties Search for Properties 1102652759_1 ADD PROPERTY

These are the properties that you have indicated ownership of. As the owner, you can manage their enrollment in Revert to Owner, view average usage costs and track the status of service at these locations. You may also remove a property that no longer own or manage.

SERVICE ADDRESS	MAILING ADDRESS	NICKNAME	SERVICE STATUS
535 BRANCH WAY CT BLDG 4 CHARLOTTE NC 28273 (910029218305)	280 GASTONIA NC US		Active Owner
33 GREENWICH BLVD APT 116 CLOVER SC 29710 (9100299314117)	280 GASTONIA NC US		Active Owner
39 GREENWICH BLVD CLOVER SC 29710 (910029067575)	280 GASTONIA NC US		Active Owner
5022 HILLTOP RD APT 5 GREENSBORO NC 27407 (910028925312)	280 GASTONIA NC US	Nickname 2	Active Owner
28 GREENWICH BLVD APT 123 CLOVER SC 29710 (910029314813)	280 GASTONIA NC US		Active Owner
15 CRANSTON WAY APT 123 CLOVER SC 29710 (910029266984)	280 GASTONIA NC US		Active Owner
285 BALLANTYNE COMMON CIR APT 103 HENDERSONVILLE NC 28792 (910028862984)	280 GASTONIA NC US		Active Owner

Manage Properties Search for Properties 1102652759_1 ADD PROPERTY

These are the properties that you have indicated ownership of. As the owner, you can manage their enrollment in Revert to Owner, view average usage costs and track the status of service at these locations. You may also remove a property that no longer own or manage.

SERVICE ADDRESS	MAILING ADDRESS	NICKNAME	SERVICE STATUS
1000 PALSADES CIR APT 301 BELMONT NC 28012 (910029021183)	309 PARK TERRACE DR BESSEMER CITY NC 28016 US		Active Tenant
1001 PALSADES CIR APT 111 BELMONT NC 28012 (910028763652)	309 PARK TERRACE DR BESSEMER CITY NC 28016 US		Active Tenant
1010 PALSADES CIR APT 203 BELMONT NC 28012 (910029268118)	309 PARK TERRACE DR BESSEMER CITY NC 28016 US		Active Tenant
1010 PALSADES CIR APT 307 BELMONT NC 28012 (910029069561)	309 PARK TERRACE DR BESSEMER CITY NC 28016 US		Active Tenant
10107 SHORT LEAF PINE CIR GREENVILLE SC 29609 (910028924444)	309 PARK TERRACE DR BESSEMER CITY NC 28016 US		Active Tenant
1021 PALSADES CIR APT 101 BELMONT NC 28012 (910029170648)	309 PARK TERRACE DR BESSEMER CITY NC 28016 US		Active Tenant
1023 PALSADES CIR APT 306 BELMONT NC 28012 (910028813563)	309 PARK TERRACE DR BESSEMER CITY NC 28016 US		Active Tenant
10211 ARDMORE SPRINGS CIR GREENVILLE SC 29615 (910028666212)	309 PARK TERRACE DR BESSEMER CITY NC 28016 US		Active Tenant
1030 PALSADES CIR APT 301 BELMONT NC 28012 (910029266851)	309 PARK TERRACE DR BESSEMER CITY NC 28016 US		Active Tenant
1040 PALSADES CIR APT 102 BELMONT NC 28012 (910028560751)	309 PARK TERRACE DR BESSEMER CITY NC 28016 US		Active Tenant
1040 PALSADES CIR APT 203 BELMONT NC 28012 (910029114707)	309 PARK TERRACE DR BESSEMER CITY NC 28016 US		Active Tenant
1040 PALSADES CIR APT 204 BELMONT NC 28012 (910028865101)	280 GASTONIA NC US	Nickname 1	Active Owner

Using the Manage Properties view, landlords will see a list of properties enrolled in Revert to Owner and the status of each service. From here, landlords can initiate specific actions.

Note – Landlords will not have access to tenant information.



Landlord Experience Portal – Manage Revert-to-Owner

The screenshot shows the 'Manage Revert to Owner' page in the Duke Energy portal. At the top, there is a navigation bar with 'HOME', 'BILLING', 'ENERGY USAGE', 'ACCOUNTS', and 'SERVICES'. Below this, the page title 'Manage Revert to Owner' is displayed, followed by a search filter for '1102652759_1' and a dropdown for 'Properties (All)'. A brief description of the RTO program is provided: 'Revert to Owner (RTO) is a program that authorizes Duke Energy to automatically revert the service to your or your company's name between tenants. You will need to recertify your RTO agreement every 24 months.' Below the description are three tabs: 'NOT ENROLLED', 'ENROLLED', and 'RECERTIFY', with a 'UNENROLL' button to the right. A table lists 13 properties with columns for 'ADDRESS' and 'ACCOUNT'. At the bottom, there is a pagination control showing 'Rows per page: 10' and '1-10 of 130'.

<input type="checkbox"/> All	ADDRESS ↑	ACCOUNT
<input type="checkbox"/>	1000 PALISADES CIR APT 301 BELMONT NC 28012	910029021183
<input type="checkbox"/>	1001 PALISADES CIR APT 111 BELMONT NC 28012	910028763652
<input type="checkbox"/>	1010 PALISADES CIR APT 203 BELMONT NC 28012	910029268118
<input type="checkbox"/>	1010 PALISADES CIR APT 307 BELMONT NC 28012	910029069501
<input type="checkbox"/>	10107 SHORT LEAF PINE CIR GREENVILLE SC 29609	910028924444
<input type="checkbox"/>	1021 PALISADES CIR APT 101 BELMONT NC 28012	910029170648
<input type="checkbox"/>	1021 PALISADES CIR APT 305 BELMONT NC 28012	910028813563
<input type="checkbox"/>	10211 ARDMORE SPRINGS CIR GREENVILLE SC 29615	910028665212
<input type="checkbox"/>	1030 PALISADES CIR APT 301 BELMONT NC 28012	910029266851
<input type="checkbox"/>	1040 PALISADES CIR APT 102 BELMONT NC 28012	910028560751

The Manage Revert to Owner view allows landlords to view properties currently enrolled in the program, unenroll, if desired, and to recertify properties.



Landlord Experience Portal – Enroll New Properties

Step 1: Search for the property you own.

Search for the property you own.

200 N TRYON ST CHARLOTTE North Carolina 28202-2137

Address: 200 N TRYON ST CHARLOTTE North Carolina 28202-2137

This property has multiple units. Select which ones you would like to add?

UNIT 4
 UNIT 6

Step 2: Search for the property you own.

Selected Property

Address: 200 N TRYON ST CHARLOTTE North Carolina 28202-2137

This property has multiple units. Select which ones you would like to add?

UNIT 4
 UNIT 6

Step 3: Review & Confirm

Property: 200 N TRYON ST CHARLOTTE North Carolina 28202-2137

Units: UNIT A, UNIT D

Enroll for Owner Enrollment

UNIT A
Enrolled in RTD

UNIT D
Enrolled in RTD

Enroll in the Units & Conditions

Success!

Property: 200 N TRYON ST CHARLOTTE North Carolina 28202-2137

Units: UNIT A, UNIT D

RTD Enrollment: UNIT A, Enrolled in RTD; UNIT D, Enrolled in RTD

PROPERTY

**Duke Energy Kentucky
Case No. 2021-00190
STAFF Second Set Data Requests
Date Received: June 29, 2021**

STAFF-DR-02-033

REQUEST:

Refer to Hunsicker Testimony in general. Provide the annual Operation & Maintenance expense for the current and new CIS system for 2018, 2019, 2020, 2021, and 2022.

RESPONSE:

See STAFF-DR-02-033 Attachment.

PERSON RESPONSIBLE: Bryan G. Manges
Abby L. Motsinger

Duke Energy Kentucky, Inc.
CIS O&M - Gas

<u>Year</u>		<u>Total</u>	
2018	\$	543,667	Actuals
2019	\$	580,211	Actuals
2020	\$	544,775	Actuals
2021	\$	953,238	Actuals & Forecast
2022	\$	1,901,576	Forecast

Duke Energy Kentucky
Case No. 2021-00190
STAFF Second Set Data Requests
Date Received: June 29, 2021

STAFF-DR-02-034

REQUEST:

Refer to Direct Testimony of Jeff L. Kern (Kern Testimony), page 17, lines 9-20.

- a. Explain why a new Gas Transaction Information System (GTIS) was implemented.
- b. Explain whether transportation customers or third-party suppliers not being able to post offers for purchase, sale or trade is not more transparent and efficient than the new system that only permits suppliers to elect to have their imbalance positions displayed.

RESPONSE:

- a. The Gas Transaction Information System (GTIS) was implemented as a result of the merger with Piedmont Natural Gas (PNG) to track gas transactions for both retail sales and transportation customers in all jurisdictions where PNG or Duke Energy serve natural gas to customers. GTIS improved cyber security and data retrieval. It is also more adaptable and easier to accommodate changes to rates or tariffs. This new system replaced the Gas Transportation Management System (GTMS), which was no longer supported by the software vendor, and numerous separate spreadsheets and systems used by Duke Energy to track gas purchasing, as well as the systems used by PNG, allowing for all of the Duke Energy gas companies to be on one platform making it more cost effective to maintain one application for five jurisdictions.

- b. Since GTIS allows suppliers to elect to display their imbalance position to others, they do not have to post offers for purchase, sale or trade each month.

PERSON RESPONSIBLE: Jeff L. Kern

Duke Energy Kentucky
Case No. 2021-00190
STAFF Second Set Data Requests
Date Received: June 29, 2021

STAFF-DR-02-035

REQUEST:

Refer to Kern Testimony, page 16, lines 1-7, regarding changes to the Meter Pulse Service rate schedule (Rate MPS).

- a. Confirm that the bulk of the proposed increases to Rate MPS are the result of labor being added into the calculation.
- b. Explain why labor has not be included in Rate MPS in the past.

RESPONSE:

- a. The bulk of the proposed increases to Rate MPS are the result of an increase in the labor portion of the calculation. Although labor was not included in the initial filing in Case No. 2018-00261, through the discovery process it was determined that labor had been inadvertently left out. The rates approved in the Commission's Order dated March 27, 2019 in that case included labor at \$78.24 per hour. Please see the responses from Case No. 2018-00261 for STAFF-DR-02-060 and STAFF-DR-03-018.
- b. See response to (a) above.

PERSON RESPONSIBLE: Jeff L. Kern

Duke Energy Kentucky
Case No. 2021-00190
STAFF Second Set Data Requests
Date Received: June 29, 2021

STAFF-DR-02-036

REQUEST:

Refer to the Kern Testimony, Attachment JLK-2. Also refer to Case No. 2018-00261 (2018 Rate Case), the Direct Testimony of Bruce L. Sailors, Exhibit BLS-2.¹ In the instant case, the cost of service study estimates a fixed residential customer cost of \$31.44. In the 2018 Rate Case, and as seen in Exhibit BLS-2, the cost of service study estimated a fixed residential customer cost of \$24.61. Explain why the fixed component increased over 27 percent.

RESPONSE:

The fixed residential cost increased because:

- Total rate base and rate base classified as “Customer-related” increased, and
- Total operating expenses and operating expenses classified as “Customer-related” increased.

Since the 2018 Rate Case, Customer-related residential rate base increased from \$117.8 million to \$193.5 million. The return generated by that increase in rate base was about \$5.2 million per year. A large driver in the increase in rate base was related to investment in services and mains. Total Company gross plant for services and mains increased from \$446.5 million to \$623.1 million.

Customer-related residential operating expenses increased from \$18.9 million to \$22.0 million – an increase of \$3.1 million. Much of this increase was from the depreciation

¹ Case No. 2018-00261, *Electronic Application of Duke Energy Kentucky, Inc. for Authority to 1) Adjust Natural Gas Rates 2) Approval of a Decoupling Mechanism 3) Approval of New Tariffs 4) and For All Other Required Approvals, Waivers, and Relief* (filed Aug. 31, 2018).

expense associated with the plant. Residential Customer-related O&M expenses (excluding depreciation) decreased from the 2018 Rate Case to the present case.

Overall, the increase in the residential fixed cost was mostly driven by the increase in rate base and associated depreciation expense.

PERSON RESPONSIBLE: James E. Ziolkowski

Duke Energy Kentucky
Case No. 2021-00190
STAFF Second Set Data Requests
Date Received: June 29, 2021

STAFF-DR-02-037

REQUEST:

Refer to Kern Testimony, Attachment JLK-4, cost justification for the reconnection charge.

- a. Indicate whether reconnections are performed by Duke Kentucky employees or contract labor.
- b. Provide supporting calculations for the percentages used to calculate the total cost per hour.
- c. Explain the line labeled “Contracted Rate for Gas Reconnection (Seasonal).”

RESPONSE:

- a. Reconnections can be performed by either Duke Energy employees or contract labor.
- b. Please see Page 1 of STAFF-DR-02-037(b) Attachment for the calculation of the percentages used in the initial filing. However, the calculation of the total loaded labor dollars in the original filing was not consistent with the manner in which the percentages were calculated for Payroll Taxes, Fleet and Indirects. For example, the percentage for Payroll Taxes was calculated by dividing Payroll Taxes by Direct Labor and Fringes, excluding Unproductive. However, that percent was multiplied by the per hour labor rate including Unproductive. Page 2 of STAFF-DR-02-037(b) Attachment revises the percentage calculations of Payroll Taxes and Page 3 revises

how the percentages for Fleet and Indirects are applied. The revised calculation still supports the proposed \$90.00 charge.

- c. “Contracted Rate for Gas Reconnection (Seasonal)” is what the Company pays to a third-party contractor per reconnection.

PERSON RESPONSIBLE: Jeff L. Kern

**Duke Energy Kentucky
 Natural Gas Business
 Calculation of Percentages for Loading Labor**

Description	2020 Total
1 11000 - Labor	1,883,354.75
2 11002 - Labor-Union	4,326,028.66
3 Total (Line 1 + Line 2)	6,209,383.41
4 18001 - Unproductive Labor Allocated	288,924.32
5 18005 - Unproduct Labor Alloc-Union	1,192,298.34
6 Total Unproductive (Line 4 + Line 5)	1,481,222.66
7 Unproductive Percent (Line 6 / Line 3)	23.9%
8 Total Labor (Line 3 + Line 6)	7,690,606.07
9 18400 - Incentives Allocated	57,415.15
10 18401 - Incentives Allocated-Union	191,512.31
11 Total Incentives (Line 9 + Line 10)	248,927.46
12 Incentives Percent (Line 11 / Line 8)	3.2%
13 Total Labor & Incentives (Line 8 + Line 11)	7,939,533.53
14 18350 - Allocated Fringes & Non Union	1,264,083.57
15 18351 - Allocated Fringes-Union	1,916,218.64
16 Total Fringes	3,180,302.21
17 Fringes Percent (Line 16 / Line 13)	40.1%
18 Total Labor without Unprod, with Incentives (Line 3 + Line 11)	6,458,310.87
19 18250 - Allocated Payroll Tax	246,990.77
20 18251 - Allocated Payroll Tax-Union	196,089.61
21 Total Payroll Tax (Line 19 + Line 20)	443,080.38
22 Payroll Tax Percent (Line 21 / Line 18)	6.9%
23 50000 - Vehicle & Equip. Chargeback	348,642.39
24 Fleet Percent (Line 23 / Line 8)	4.5%
25 Total Loaded (Line 13 + Line 16 + Line 21 + Line 23)	11,911,558.51
26 18000 - Labor Overhead Allocations	2,383,203.81
27 78000 - Allocated S&E (Non-Labor)	1,903,021.57
28 Total Indirects (Line 26 + Line 27)	4,286,225.38
29 Indirects Percent (Line 27 / Line 3)	69.0%

**Duke Energy Kentucky
 Natural Gas Business
 Calculation of Percentages for Loading Labor (Revised)**

Description	2020 Total
1 11000 - Labor	1,883,354.75
2 11002 - Labor-Union	4,326,028.66
3 Total (Line 1 + Line 2)	6,209,383.41
4 18001 - Unproductive Labor Allocated	288,924.32
5 18005 - Unproduct Labor Alloc-Union	1,192,298.34
6 Total Unproductive (Line 4 + Line 5)	1,481,222.66
7 Unproductive Percent (Line 6 / Line 3)	23.9%
8 Total Labor (Line 3 + Line 6)	7,690,606.07
9 18400 - Incentives Allocated	57,415.15
10 18401 - Incentives Allocated-Union	191,512.31
11 Total Incentives (Line 9 + Line 10)	248,927.46
12 Incentives Percent (Line 11 / Line 8)	3.2%
13 Total Labor & Incentives (Line 8 + Line 11)	7,939,533.53
14 18350 - Allocated Fringes & Non Union	1,264,083.57
15 18351 - Allocated Fringes-Union	1,916,218.64
16 Total Fringes	3,180,302.21
17 Fringes Percent (Line 16 / Line 13)	40.1%
18 Total Labor without Unprod, with Incentives (Line 3 + Line 11)	6,458,310.87
19 18250 - Allocated Payroll Tax	246,990.77
20 18251 - Allocated Payroll Tax-Union	196,089.61
21 Total Payroll Tax (Line 19 + Line 20)	443,080.38
22 Payroll Tax Percent (Line 21 / Line 13)	5.6%
23 50000 - Vehicle & Equip. Chargeback	348,642.39
24 Fleet Percent (Line 23 / Line 8)	4.5%
25 Total Loaded (Line 13 + Line 16 + Line 21 + Line 23)	11,911,558.51
26 18000 - Labor Overhead Allocations	2,383,203.81
27 78000 - Allocated S&E (Non-Labor)	1,903,021.57
28 Total Indirects (Line 26 + Line 27)	4,286,225.38
29 Indirects Percent (Line 27 / Line 3)	69.0%

Duke Energy Kentucky, Inc.
Calculation of Gas Service Reconnection Cost

Base Labor		\$34.50	
Unproductive (time away - vacations, etc)	23.9%	\$8.23	Loads on Base - direct labor
Incentives (annual bonuses)	<u>3.2%</u>	<u>\$1.38</u>	Loads on Base plus Unprod
Subtotal		\$9.61	
Fringes (benefits - health, retirement, etc)	40.1%		
Payroll Tax	<u>5.6%</u>		
Subtotal	45.6%	\$20.13	Loads on Base plus Unprod plus Incentive
Fleet (cost of vehicles)	4.5%	\$1.94	Loads on Base - direct labor incl. Unprod.
Loaded Labor w/ Fleet		\$66.18	
Indirects (allocated costs of support functions)	69.0%	\$23.82	Load on Direct Labor
Total Cost Per Hour		\$90.00	

	<u>Approximate Hours</u>	Cost
Gas Service Reconnection	1.00	\$90.00
Contracted Rate for Gas Reconnection (Seasonal)		\$90.25
Proposed Gas Service Reconnection Charge:		\$90.00

REQUEST:

Refer to Kern Testimony, Attachment JLK-5, cost support for Meter Pulse Service.

- a. Provide detailed support for the Labor Hourly Rate of \$128.04 on line 12.
- b. Provide support for the equipment charges.

RESPONSE:

- a. See Page 1 of STAFF-DR-02-038(a) Attachment for the original calculation of the \$128.04 Labor Hourly Rate. The same percents were used for loading of the labor rate for Meter Pulse Service as was used for the Reconnection Charge, with the same discrepancies between calculating and applying the percentages. (See response to STAFF-DR-02-037(b)). Page 2 of STAFF-DR-02-038(a) Attachment shows the revised calculation of the hourly labor rate and Page 3 shows the application of the revised Labor Hourly Rate to the Meter Pulse Service charges. The proposed charges remain reasonable after this revision.
- b. The equipment charges included in the Meter Pulse Service calculation mostly came from the inventory costs from the Company's Maximo system. Screen shots are included as STAFF-DR-02-038(b) Attachment. The cost of the "Life Lube Rotary Index" of \$566.00 is the average of the amounts shown on Pages 1 and 2 of STAFF-DR-02-038(b) Attachment. The cost of the "Life Lube Rotary Index Conversion Kit" is shown on pages 3 and 4, and the Metretek Pulsers on pages 5 and 6. The costs for the Intrinsically Safe Barriers and Weather-proof box can

fluctuate so the costs included were based on experienced technician's estimates.
Pages 7 through 9 of STAFF-DR-02-038(b) Attachment show screen shots of
current prices for these items demonstrating that the estimates are reasonable.

PERSON RESPONSIBLE: Jeff L. Kern

**Duke Energy Kentucky
 Calculation of GMSREB Labor Rate**

Base Labor		\$39.37	
Unproductive	23.9%	\$9.41	Loads on Base - direct labor
Incentives	<u>3.2%</u>	<u>\$1.56</u>	Loads on Base plus Unprod
Subtotal		\$10.97	
Fringes	40.1%		
Payroll Tax	<u>6.9%</u>		
Subtotal	47.0%	23.66	Loads on Base plus Unprod plus Incentive
Fleet	4.5%	1.77	Loads on Base - direct labor
Loaded Labor w/ Fleet		\$75.77	
Indirects	69.0%	\$52.28	Load on Loaded Labor
Site Supervision			
Engineering		\$0.00	Load on Loaded Labor
Setup		\$0.00	Load on Loaded Labor
Total Cost Per Hour		\$128.04	

Duke Energy Kentucky
Calculation of GMSREB Labor Rate (Revised)

Base Labor		\$39.37	
Unproductive	23.9%	\$9.41	Loads on Base - direct labor
Incentives	<u>3.2%</u>	<u>\$1.56</u>	Loads on Base plus Unprod
Subtotal		\$10.97	
Fringes	40.1%		
Payroll Tax	<u>5.6%</u>		
Subtotal	45.7%	23	Loads on Base plus Unprod plus Incentive
Fleet	4.5%	<u>2.19</u>	<u>Loads on Base plus Unprod</u>
Loaded Labor w/ Fleet		\$75.53	
Indirects	69.0%	<u>\$27.16</u>	<u>Load on Base Labor</u>
Site Supervision			
Engineering		\$0.00	Load on Loaded Labor
Setup		\$0.00	Load on Loaded Labor
Total Cost Per Hour		<u>\$102.69</u>	

Duke Energy Kentucky
Calculation of Meter Pulse Service Charges (Revised)

Line No.	Equipment Descriptions	Cost
1	Installation of Meter Pulse Equipment:	
2	Pulser (1 of 2 options):	
3	Single Lead Metretek Pulser (#50116511):	\$ 126.00
4	Dual Lead Metretek Pulser (#50130416):	\$ 162.00
5	Average Pulser Cost (Average Lines 3 & 4)	<u>\$ 144.00</u>
6	Intrinsically Safe Barriers (ISB)(1 of 2 options):	
7	115 Volt AC Power Option:	\$ 330.00
8	24 Volt DC Power Option:	\$ 300.00
9	Average ISB Cost (Average Lines 7 & 8)	<u>\$ 315.00</u>
10	Weather-proof Box	\$ 100.00
11	Total Average ISB Cost: (Line 9 + Line 10)	<u>\$ 415.00</u>
12	Labor Hourly Rate	\$ 102.69
13	Estimated hours	4.00
14	Total Labor (Line 12 x Line 13)	\$ 410.76
15	Total Meter Pulse Equipment: (Line 5 + Line 11 + Line 14)	<u>\$ 969.76</u>
16	Tariff Sheet Value Proposed: (Based on Line 15)	\$ 1,000.00
17	Meter Index if needed (1 of 2 options):	
18	Life Lube Rotary Index (#50101099, #140013)	\$ 566.00
19	Life Lube Rotary Index Conversion Kit	\$ 588.00
20	Average Meter Index Cost	<u>\$ 577.00</u>
21	Labor Hourly Rate	\$ 102.73
22	Estimated hours	1.00
23	Total Labor (Line 21 x Line 22)	\$ 102.73
24	Total Meter Index (Line 20 + Line 23)	<u>\$ 679.73</u>
25	Tariff Sheet Value Proposed: (Based on Line 24)	\$ 700.00

Item: 50101099 COUNTER, ROTARY GAS METER, DRESSER INC. ASSY. Site: TD-KY-OH Issue Unit: EA

Status: ACTIVE Default Bin: ACCEPTBIN000

Storeroom: DC-BRECON BRECON DISTRIBUTION CTR - OHIO Capitalized? Kit? Repairable?

Inventory Code: GAS-M&S MA Critical Code: NERC CIP 13? Stock Category: STK-DUKE Trigger Quantity: Remarks: Inspect on Receipt? Receipt Tolerance %: ABC Analysis

Current Balance: 0.00 ABC Type: A

Quantity Currently Reserved: 0.00 Count Frequency: 0

Hard / APHard Reserved Quantity: 0.00

Backorder Quantity: 0.00

Soft Reserved Quantity: 0.00

Quantity in Holding Location: 0.00

Quantity Available: 0.00

Count Information

Count Group: Plus Count Tolerance: 0.00 Minus Count Tolerance: 0.00

Inventory Costs 1 - 1 of 1

Average Cost	Last Receipt Cost
461.0000	461.0000

Item: 140013 ASSEMBLY, ROTARY GAS METER ACCESSORY UNIT, 1¢

Status: ACTIVE

Storeroom: DC-BRECON BREGON DISTRIBUTION CTR - OHIO

Inventory Code: GAS-M&S MA

Stock Category: STK-DUKE

Remarks: 11-23-20 PARAMETERS OK

Receipt Tolerance %:

Site: TD-KY-OH

Default Bin: ACCEPTBIN000

Capitalized? Kil? Repairable?

Critical Code: NERC CIP 13? C

Trigger Quantity:

Inspect on Receipt?

Issue Unit: EA

GL Debit Account:

GL Control Account: WBGC-S584~21000~OTHEXPS~154GAS~X~??????~0154100~75026

Shrinkage GL Account: WBDC-5899~21000~INVADJ~OCYCADJ~X~??????~0163110~75023

Cost Adjustment GL Account: WBDC-5899~21000~CMMADJ~????????~????????????????~??????~016311

Retail Qty:

Consignment?

Available Balance Summary | ABC Analysis

Current Balance: 0.00

Quantity Currently Reserved: 0.00

Hard / APHard Reserved Quantity: 0.00

Backorder Quantity: 0.00

Soft Reserved Quantity: 0.00

Quantity in Holding Location: 0.00

Quantity Available: 0.00

ABC Type: A

Count Frequency: 0

Count Information

Count Group: Plus Count Tolerance: 0.00 Minus Count Tolerance: 0.00

Inventory Costs | Filter | 1 - 1 of 1

Average Cost	Last Receipt Cost
671.6600	671.6600

140007 ASSEMBLY, ROTARY GAS METER ACCESSORY UNIT, 11 TD-KY-OH EA

Status: ACTIVE
Default Bin: ACCEPTBIN000
Capitalized? Kit? Repairable?

Storeroom: DC-BRECON >> BRECON DISTRIBUTION CTR - OHIO
Inventory Code: GAS-M&S, MA
Critical Code: NERC CIP 13? C
Trigger Quantity:
Inspect on Receipt?

GL Debit Account:
GL Control Account: WBGC-S584~21000~OTHEXPS~154GAS~X~??????~0154100~75026
Shrinkage GL Account: WBDC-5899~21000~INVADJ~OCYCADI~X~??????~0163110~75023
Cost Adjustment GL Account: WBDC-5899~21000~CMMADJ~????????~????????????????~??????~016311
Retail Qty:
Consignment?

Stock Category: STK-DUKE
Remarks: 8-12-18 PARAMETERS OK
Receipt Tolerance %:

Available Balance Summary | ABC Analysis

Current Balance: 4.00
Quantity Currently Reserved: 0.00
Hard / APHard Reserved Quantity: 0.00
Backorder Quantity: 0.00
Soft Reserved Quantity: 0.00
Quantity in Holding Location: 0.00
Quantity Available: 4.00

ABC Type: A
Count Frequency: 0

Count Information

Count Group: Plus Count Tolerance: 0.00 Minus Count Tolerance: 0.00

Inventory Costs | Filter > 1 - 1 of 1

Average Cost	Last Receipt Cost
588.0500	588.0500

140008 ASSEMBLY, ROTARY GAS METER ACCESSORY UNIT, 16 TD-KY-OH EA
Status: ACTIVE Default Bin: ACCEPTBIN000
Storeroom: DC-BRECON >> BRECON DISTRIBUTION CTR - OHIO Capitalized? Kit? Repairable?
Inventory Code: GAS-M&S MA Critical Code: NERC CIP 137
Stock Category: STK-DUKE Trigger Quantity:
Remarks: 3/1/17 PARAMETERS OK Inspect on Receipt?
Receipt Tolerance %:

Available Balance Summary = ABC Analysis =

Current Balance: 5.00 ABC Type: A
Quantity Currently Reserved: 0.00 Count Frequency: 0
Hard / APHard Reserved Quantity: 0.00
Backorder Quantity: 0.00
Soft Reserved Quantity: 0.00
Quantity in Holding Location: 0.00
Quantity Available: 5.00

Count Information

Count Group: Plus Count Tolerance: 0.00 Minus Count Tolerance: 0.00

Inventory Costs Filter > 1 - 1 of 1

Average Cost	Last Receipt Cost
588.0500	588.0500

50116511 KIT, LIFELUBED, TC, F/ ROTARY METER PULSE TD-KY-OH
Status: ACTIVE
Storeroom: DC-BRECON BRECON DISTRIBUTION CTR - OHIO
Inventory Code: DST-M&S MA
Stock Category: STK-DUKE
Remarks: LEAD TIME REVIEWED AND UPDATED. AMJ 8/5/19
Receipt Tolerance %:
Default Bin: ACCEPTBIN000
Capitalized? Kit? Repairable?
Critical Code: NERC CIP 13? D
Trigger Quantity:
Inspect on Receipt?
GL Debit Account: EA
GL Control Account: WBDC-5899-21000-EDINV-????????-????????????????-?????-0154100-
Shrinkage GL Account: WBDC-5899-21000-INVAJ-DCYCADJ-X-?????-0163110-75023
Cost Adjustment GL Account: WBDC-5899-21000-GMMADJ-????????-????????????????-?????-016311
Retail Qty:
Consignment?

Available Balance Summary ABC Analysis

Current Balance:	0.00	ABC Type:	C
Quantity Currently Reserved:	0.00	Count Frequency:	0
Hard / APHard Reserved Quantity:	0.00		
Backorder Quantity:	0.00		
Soft Reserved Quantity:	0.00		
Quantity in Holding Location:	0.00		
Quantity Available:	0.00		

Count Information

Count Group:	Plus Count Tolerance:	Minus Count Tolerance:
	0.00	0.00

Inventory Costs 1 - 1 of 1

Average Cost	Last Receipt Cost
126.0000	126.0000

50130416 KIT,ROTARY METER DUAL PULSE,LIFELUBE B3 SERIES TD-KY-OH

Status: ACTIVE

Storeroom: DC-BRECON BRECON DISTRIBUTION CTR - OHIO

Inventory Code: GAS-M&S MA

Stock Category: STK-DUKE

Remarks:

Receipt Tolerance %:

Default Bin: ACCEPTBIN000

Capitalized? Kit? Repairable?

Critical Code: NERC CIP 137

Trigger Quantity:

Inspect on Receipt?

EA

GL Debit Account:

GL Control Account: WBDC~5899~21000~EDINV~????????~????????????????~??????~0154100~

Shrinkage GL Account: WBDC~5899~21000~INVADJ~OCYCADJ~X~??????~0163110~75023

Cost Adjustment GL Account: WBDC~5899~21000~CMMADJ~????????~????????????????~??????~0163111

Retail Qty:

Consignment?

Available Balance Summary ABC Analysis

Current Balance: 0.00

Quantity Currently Reserved: 0.00

Hard / APHard Reserved Quantity: 0.00

Backorder Quantity: 0.00

Soft Reserved Quantity: 0.00

Quantity in Holding Location: 0.00

Quantity Available: 0.00

ABC Type: C

Count Frequency: 0

Count Information

Count Group: Plus Count Tolerance: 0.00 Minus Count Tolerance: 0.00

Inventory Costs

1 - 1 of 1

Average Cost	Last Receipt Cost
162.0000	162.0000



HOFFMAN

Hoffman Q202018PCI


Mfr. Part #: Q202018PCI

Allied Stock #: 70066916



Description

ENCLOSURE;NEMA 4X;JBOX;SCREW COVER;200X200X173MM;POLYCARBONATE

 [Download Datasheet](#)

 [3D Model / PCB Symbol](#)

Availability

Can ship immediately:	0
Can ship in 10 days:	70
Request Lead Time	

Price

Minimum Qty: 1
Multiples Of: 1

Unit Price: **\$120.350**
/Each

Total Price: **\$120.35**



PEPPERL+FUCHS FACTORY AUTOMATION

Pepperl+Fuchs Factory Automation KFD2-SR2-EX1.W.LB

Mfr. Part #: KFD2-SR2-EX1.W.LB

Allied Stock #: 70093457




Image data

Description

SWITCH ISOLATOR-1CH-2 FORM C RELAY OUTPUTS, 24VDC, KFD Series

Download Datasheet

RoHS Compliant

3D Model / PCB Symbol

Availability

Can ship immediately:

30

Lead Time:

3 weeks

Price

Minimum Qty: 1

Multiples Of: 1

Unit Price: **\$339.010**
/Each

Total Price: **\$339.01**

ADD TO CART




PEPPERL+FUCHS PROCESS AUTOMATION

Pepperl+Fuchs Process Automation KFA5-SR2-EX1.W

Mfr. Part #: KFA5-SR2-EX1.W

Allied Stock #: 70093409



Swipe to spin

Description

Relay, Discrete Input-Switch Isolator, Single Channel, 120VAC

 Download Datasheet

 3D Model / PCB Symbol

Availability

Can ship immediately:	31
Lead Time:	2 weeks
Minimum Qty: 1	Unit Price: \$246.970
Multiples Of: 1	/Each
	Total Price: \$246.97
<div style="display: flex; justify-content: space-between; align-items: center;"> <div style="border: 1px solid #ccc; padding: 5px; display: flex; gap: 10px;"> - 1 + </div> <div style="border: 1px solid #ccc; padding: 5px; background-color: #f0f0f0;">ADD TO CART</div> </div>	
1	\$246.97
5	\$239.56

Duke Energy Kentucky
Case No. 2021-00190
STAFF Second Set Data Requests
Date Received: June 29, 2021

STAFF-DR-02-039

REQUEST:

Refer to Lawler Testimony, page 4, lines 3-7.

- a. Provide an itemized break out of the capital investment that results in the difference between the \$772 million 13-month average gross utility plant in the forecasted test period and the \$589 million gross 13-month average of gross utility plant in the 2018 rate case.
- b. For each project, explain whether a CPCN was received, and if so, provide the corresponding case number granting the CPCN and if not, provide the reason why Duke Kentucky did not apply for a CPCN.

RESPONSE:

- a. See STAFF-DR-02-039 Attachment for a reconciliation by FERC account. The Company's accounting records do not track itemized capital investment in the way requested for subpart (a) that is reconcilable by project. For a list of individual projects since the Company's last natural gas rate case over one million dollars, see response to AG-01-015(k).
- b. The Company does not seek CPCN approval for projects that are considered extensions in the ordinary course of business consistent with 807 KAR 5:001 Section 15(3). The Company received CPCN approval for its UL-60 pipeline project in Case No. 2019-00388.

PERSON RESPONSIBLE: Abby L. Motsinger
David G. Raiford

DUKE ENERGY KENTUCKY, INC.
COMPARISON OF PLANT IN SERVICE

Line No.	FERC Acct. No.	Company Acct. No.	Account Title	13 Month Average Adjusted Jurisdiction		
				Case No. 2021-00190	Case No. 2018-00261	Variance
				\$		
1	304	20400	Land and Land Rights	42,140	42,141	(1)
2	304	20401	Rights of Way	8,753	8,756	(3)
3	305	20500	Structures & Improvements	1,720,113	616,750	1,103,363
4	311	21100	Liquefied Petroleum Gas Equipment	2,854,616	2,131,961	722,655
5			Total Manufactured Gas Production Plant	4,625,622	2,799,608	1,826,014
6	374	27400	Land and Land Rights	6,418,835	41,032	6,377,803
7	374	27401	Rights of Way	964,570	866,302	98,268
8	375	27500	Structures & Improvements	4,270,758	553,059	3,717,699
9	376	27601	Mains - Cast Iron & Copper	1,082,301	982,749	99,552
10	376	27602,27607	Mains - Steel	93,588,102	105,363,141	(11,775,039)
11	376	27603,27608	Mains - Plastic	177,835,435	149,762,955	28,072,480
12	376	27605	Mains - Feeder	124,489,937	27,337,810	97,152,127
13	378	27800	System Meas. & Reg. Station Equipment - General	39,801,914	7,162,530	32,639,384
14	378	27801	System Meas. & Reg. Station Equipment - Electric	1,440,378	1,032,384	407,994
15	378	27802	District Regulating Equipment	2,724,163	2,419,176	304,987
16	380	28001	Services- Cast Iron & Copper	(199,512)	3,116,451	(3,315,963)
17	380	28002,28004	Services-Steel	5,801,205	8,817,969	(3,016,764)
18	380	28003,28005-28007	Services-Plastic	220,515,027	151,094,070	69,420,957
19	381	28100,28101	Meters	15,152,456	12,832,410	2,320,046
20	382	28200,28201	Meter Installations	15,613,757	10,424,840	5,188,917
21	383	28300,283001	House Regulators	8,054,798	6,557,950	1,496,848
22	384	28400,28401	House Regulator Installations	6,676,569	5,939,132	737,437
23	385	28500	Large Industrial Meas. & Reg. Equipment	495,565	455,084	40,481
24	385	28501	Large Industrial Meas. & Reg. Equipment - Comm	71,355	64,791	6,564
25	387	28700	Other Equipment - Other	60,329	21,447	38,882
26	387	28701	Street Lighting Equipment	31,156	28,290	2,866
27			Asset Retirement Cost Obligation	-	3,583,546	(3,583,546)
28			Completed Construction not Classified	-	50,026,690	(50,026,690)
29			Total Distribution Plant	724,889,098	548,483,808	176,405,290
30	303	20300	Miscellaneous Intangible Plant	15,051,457	8,757,245	6,294,212
31	303	20310	Misc Intangible Plt - 10 Yr	2,742,336	2,670,960	71,376
32	391	29100	Office Furniture & Equipment	-	3,981	(3,981)
33	391	29101	Electronic Data Processing	1,407,874	212,320	1,195,554
34	392	29200	Transportation Equipment	-	-	-
35	392	29201	Trailers	71,734	63,448	8,286
36	394	29400	Tools, Shop & Garage Equipment	1,577,001	1,099,242	477,759
37	396	29600	Power Operated Equipment	172,567	168,272	4,295
38	397	29700	Communication Equipment	10,976,160	10,766,707	209,453
39	398	29800	Miscellaneous Equipment	2,134	-	2,134
40			Completed Construction not Classified	-	723,715	(723,715)
41			Total General Plant	32,001,263	24,465,890	7,535,373
42			Total Gas Plant	761,515,983	575,749,306	185,766,677
43		10300	Miscellaneous Intangible Plant	5,985,635	6,114,521	(128,886)
44		18900	Land and Land Rights	279,170	42,233	236,937
45		19000	Structures & Improvements	1,723,513	4,010,029	(2,286,516)
46		19100	Office Furniture & Equipment	212,350	137,679	74,671
47		19101	Electronic Data Processing	(138,433)	221,016	(359,449)
48		19300	Stores Equipment	-	-	-
49		19400	Tools, Shop & Garage Equipment	30,333	33,373	(3,040)
50		19700	Communication Equipment	2,173,693	2,221,666	(47,973)
51		19800	Miscellaneous Equipment	25,918	11,364	14,554
52			Asset Retirement Cost Obligation	-	86,004	(86,004)
53			Common Plant Allocated to Gas	10,292,179	12,877,885	(2,585,706)
54			Total Gas Plant Including Allocated Common	771,808,162	588,627,191	183,180,971

Duke Energy Kentucky
Case No. 2021-00190
STAFF Second Set Data Requests
Date Received: June 29, 2021

STAFF-DR-02-040

REQUEST:

Refer to Lawler Testimony, page 6, lines 14-21. Explain in detail the basis for Duke Kentucky's assertion that the rate base approach is the more appropriate method of calculating the revenue requirement in this case.

RESPONSE:

Numerous examples exist where the Commission has approved base rates relying on rate base. For a combination company (*i.e.*, providing both gas and electric service), like Duke Energy Kentucky, rate base is a much simpler and more straightforward approach than the return on capitalization approach. This is because the Company's overall capitalization supports both service types; so, it is necessary to estimate the capitalization assignable to either gas service or electric service. In order to develop this estimate, Duke Energy Kentucky has historically calculated relative rate base ratios to allocate capitalization (a method approved by the Commission in past Duke Energy Kentucky rate cases, most recently Case No. 2017-00321). The rate base approach is easily understood and easily verifiable, rather than the complicated process necessary to estimate jurisdictional capitalization. Rate base should be approximately equal to capitalization; so, the choice of using one over the other should not result in materially different results. That said, the rate base methodology is an easier and more conventional way to represent investment in utility plant that is not only accepted by this Commission, but throughout the country.

PERSON RESPONSIBLE: Sarah E. Lawler

REQUEST:

Refer to Lawler Testimony, page 7, line 14, through page 10, line 1. Duke Kentucky is requesting approval of Rider GMA.

- a. Explain whether filing an application at the actual occurrence of a governmental directive or mandate results in a similar result as filing an application under the guise of Rider GMA.
- b. Provide any efficiencies gained through filing an application through Rider GMA versus individual pipe replacement program or federal tax rider applications.
- c. Explain whether non-tax components of the proposed Rider GMA will require a CPCN or not. If not, explain why.

RESPONSE:

- a. Filing an application at the actual occurrence of a governmental directive or mandate would result in a similar result as filing an application using the proposed Rider GMA. See response to item b.
- b. With the framework already established in Rider GMA, efficiencies are gained in the application process, with the structure of the rider determined in advance, the rider application process would be streamlined and focused on review and approval of the prudence of the costs and the mathematical accuracy of the rider calculation. Using one Rider GMA for both natural gas pipeline replacements and federal and state tax law changes would allow for only one charge or credit on a customer's

bill. Filing one application versus two also creates less administrative burden for the Commission, the Company, and intervening parties.

- c. As discussed beginning on page 9 line 21 in Ms. Lawler's direct testimony, significant pipeline replacement projects required by a government mandate but that do not constitute an ordinary extension of the existing system in the ordinary course of business would be accompanied by a CPCN.

PERSON RESPONSIBLE: Sarah E. Lawler

**Duke Energy Kentucky
Case No. 2021-00190
STAFF Second Set Data Requests
Date Received: June 29, 2021**

STAFF-DR-02-042

REQUEST:

Refer to Lawler Testimony, page 9, line 16, through page 10, line 10, which explains how Rider GMA will be implemented. Given that the proposed Tariff GMA will be established on a prospective basis annually, and that Duke Kentucky will request a CPCN for any Rider GMA eligible projects that require a CPCN explain the timing for including a project in the annual Rider GMA calculation in relation to applying for a CPCN.

RESPONSE:

If a project to be included in Rider GMA requires a CPCN, the Company would not include costs associated with that project in a Rider GMA application until after the Commission approved the Company's CPCN filing.

PERSON RESPONSIBLE: Sarah E. Lawler

Duke Energy Kentucky
Case No. 2021-00190
STAFF Second Set Data Requests
Date Received: June 29, 2021

STAFF-DR-02-043

REQUEST:

Refer to Motsinger Testimony, page 7, lines 12-15. Non-reoccurring revenues, minimum use contract revenues, and other revenues are projected based on historical trends or by individual budget centers. Explain whether or not 2020 was used in forecasting the historical trends, and if so, whether the data is adjusted for the COVID-19 pandemic.

RESPONSE:

The gas revenue forecast was prepared in the summer of 2020 and based on historical economic data through April of 2020. There were no explicit adjustments made in relation to COVID-19 or outside of the typical forecasting cycle process. Thus, forecasted gas revenues were minimally impacted by the COVID-19 pandemic.

PERSON RESPONSIBLE: Abby L. Motsinger

**Duke Energy Kentucky
Case No. 2021-00190
STAFF Second Set Data Requests
Date Received: June 29, 2021**

**CONFIDENTIAL STAFF-DR-02-044
(As to Attachment only)**

REQUEST:

Refer to the Direct Testimony of Benjamin Walter Bohdan Passty, PhD. (Passty Testimony), page 7, lines 3-4. Provide the survey data that indicates that many large utilities utilize an approach consistent with Duke Kentucky's load forecasting methodology.

RESPONSE:

CONFIDENTIAL PROPRIETARY TRADE SECRET (As to Attachment only)

For evidence in support of the claim referenced, please see STAFF-DR-02-044 Confidential Attachment, which includes title and supporting slide from the ITRON annual survey of forecasting utilities.

PERSON RESPONSIBLE: Benjamin W. Passty, Ph.D.

**CONFIDENTIAL PROPRIETARY TRADE
SECRET**

**STAFF-DR-02-044 CONFIDENTIAL
ATTACHMENT**

FILED UNDER SEAL

Duke Energy Kentucky
Case No. 2021-00190
STAFF Second Set Data Requests
Date Received: June 29, 2021

STAFF-DR-02-045

REQUEST:

Refer to Passty Testimony, page 7, line 23, and page 8, lines 1-2.

- a. Provide the drivers behind the higher volumes.
- b. Provide the drivers behind the increase in the growth rate of expected customers.

RESPONSE:

- a. For the Summer 2020 forecast, HH income expectations were higher in the near-term because of the data vendor's adjustments in anticipation of federal fiscal disaster relief, such as the CARES act. Energy price projections were lowered, which also implied higher consumption in the short term. Both of these implied higher projected Residential volumes.
- b. Unexpected strength in the housing market led to higher projections for housing starts and total number of households.

PERSON RESPONSIBLE: Benjamin W. Passty, Ph.D.

REQUEST:

Refer to Passty Testimony, page 12, lines 6-18. Mr. Passty discusses how the mean percent error measures the reliability of the various weather normal. Mr. Passty states that there is slightly greater mean square error for the years beginning with 2011 when using the 30-year normal instead of the 10-year normal.

- a. Confirm that this implies that the 10-year normal tends to overestimate the weather estimates. If confirmed, explain whether this implies the 30-year forecast is a more accurate estimate of weather.
- b. Provide the comparison of the 30-year normal to the 20-year normal.

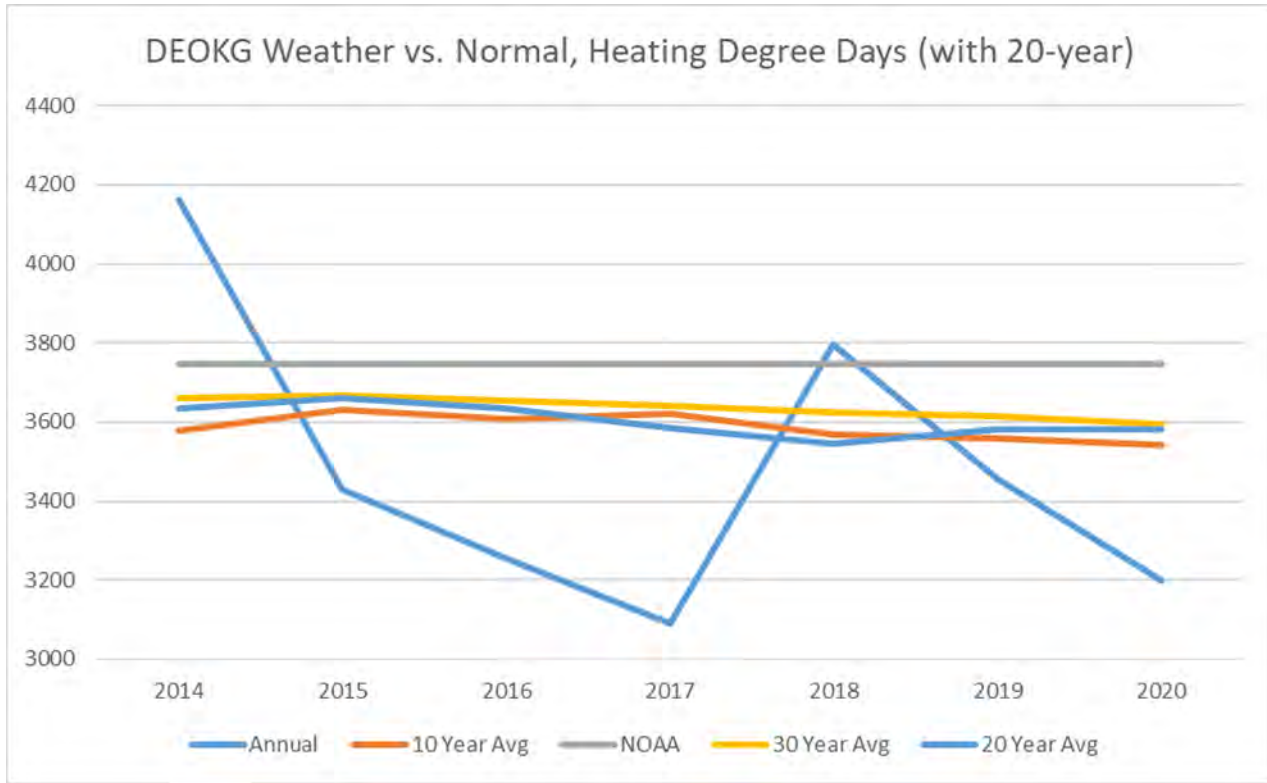
RESPONSE:

- a. Confirmed that using a 10-year normal would result in higher projected temperatures than using a 30-year normal would. This does not make the 30-year forecast more accurate for any particular year. When considering the 10-year normal's performance in predicting weather, we must also accept higher standard errors that come from using only ten observations (instead of thirty) and the resulting variability as years are added and removed. On page 15 of the referenced testimony, it is acknowledged that the point estimates resulting from the 10-year normal happen to more closely predict average temperatures and the derived number of Heating Degree Days during the very limited sample of 2011-2020 (when considered on an annual basis). That advantage over the performance of the

thirty-year normal is small when considered in context of the year-to-year variability.

- b. The Company does not execute any internal processes for a 20-year normal. Please see STAFF-DR-02-046 Attachment, an updated version of an earlier graph that shows how the 20-year normal compares to others when computing annual heating degree days.

PERSON RESPONSIBLE: Benjamin W. Passty, Ph.D.



**Duke Energy Kentucky
Case No. 2021-00190
STAFF Second Set Data Requests
Date Received: June 29, 2021**

STAFF-DR-02-047

REQUEST:

Refer to Passty Testimony, page 12, line 19, through page 14, line 2.

- a. Provide the proposed weather normalization adjustment (WNA) model in Excel spreadsheet format with all formulas, columns, and rows unprotected and fully accessible.
- b. Provide the WNA base load (BL) and sensitivity to heating degree day estimate (HSF) from the 2018 Rate Case.

RESPONSE:

- a. Please see STAFF-DR-02-047 Attachment.
- b. Duke Energy Kentucky submitted these parameters separately for different customer classes. Subsequent data requests in 2018 may have resulted in calculations that employed additional data or methods to produce results that are similar, but not identical:

	Base Factor	Heat Factor
Residential	1.106333	0.015283
General Service	9.745755	0.090515

PERSON RESPONSIBLE: Benjamin W. Passty, Ph.D.

This sheet lists all of the Heating factors calculated for different rate classes.

Data used are monthly data on sales volume, January 2018 - December 2020 (36 observations).

Rate Code	Base	Heat
RES	1.047887	0.015467
GS	9.159645	0.096462
GS_IND	13.8211	0.22353
GS_COM_OPA	9.015561	0.092286

DEK RESIDENTIAL CUSTOMERS AND MCFs - JANUARY 2018 THRO Residential Regression Analysis

Assumptions: Billed HDD 59, not gas day

	<u>MONTH</u>	<u>CUST</u>	<u>MCF</u>	ADD <u>Billed</u>	<u>MCF/Cust</u>
2018	Jan	92,034	1,537,033.80	1051.4	16.700717
2018	Feb	92,098	1,175,853.20	713.6	12.767413
2018	Mar	91,951	813,968.90	501.4	8.852203
2018	Apr	91,969	778,284.30	476.6	8.462463
2018	May	91,637	296,473.30	122.5	3.235301
2018	Jun	91,274	113,446.20	0.0	1.242919
2018	Jul	91,114	93,115.60	0.0	1.021968
2018	Aug	90,965	92,042.50	0.0	1.011845
2018	Sep	91,055	99,213.00	0.0	1.089594
2018	Oct	91,236	143,085.30	54.6	1.568299
2018	Nov	91,927	515,647.00	354.7	5.609310
2018	Dec	92,510	1,053,000.60	674.6	11.382560
2019	Jan	92,768	1,151,379.80	727.1	12.411390
2019	Feb	92,909	1,283,587.60	792.3	13.815536
2019	Mar	92,828	1,039,545.90	637.2	11.198624
2019	Apr	92,769	552,061.50	295.9	5.950926
2019	May	92,376	228,515.10	66.6	2.473750
2019	Jun	91,974	129,908.50	8.8	1.412448
2019	Jul	91,817	103,563.40	0.0	1.127933
2019	Aug	91,771	91,015.10	0.0	0.991763
2019	Sep	91,858	99,610.30	0.0	1.084394
2019	Oct	92,090	116,498.20	28.0	1.265047
2019	Nov	92,867	503,911.70	320.7	5.426165
2019	Dec	93,349	980,410.60	633.2	10.502636
2020	Jan	93,571	1,012,333.10	606.9	10.818877
2020	Feb	93,635	1,071,417.00	661.1	11.442484
2020	Mar	93,625	893,742.70	530.8	9.545983
2020	Apr	93,650	484,665.10	267.5	5.175281
2020	May	93,621	367,436.30	190.2	3.924721
2020	Jun	93,429	167,317.20	31.9	1.790849
2020	Jul	93,301	105,920.90	0.0	1.135260
2020	Aug	93,347	95,343.40	0.0	1.021387
2020	Sep	93,391	103,198.20	0.4	1.105012
2020	Oct	93,577	150,163.30	52.6	1.604703
2020	Nov	93,896	380,520.60	221.1	4.052575
2020	Dec	94,183	854,894.80	554.2	9.076954
		<u>3,332,372</u>	<u>18,678,124</u>	<u>10576.0</u>	

BASE FACTOR	1.047887051
HEAT FACTOR	0.015467
CORRELATION	99.50%

NORMALIZED

MONTH	NDD BILLED	BASE CUST	BASE VOL	HEAT VOL
2018 Jan	831.68	92,034	96,441	1,183,861
2018 Feb	865.98	92,098	96,508	1,233,542
2018 Mar	612.84	91,951	96,354	871,565
2018 Apr	296.05	91,969	96,373	421,117
2018 May	66.52	91,637	96,025	94,280
2018 Jun	3.72	91,274	95,645	5,252
2018 Jul	0	91,114	95,477	0
2018 Aug	0	90,965	95,321	0
2018 Sep	0	91,055	95,415	0
2018 Oct	32.77	91,236	95,605	46,242
2018 Nov	256.39	91,927	96,329	364,536
2018 Dec	598.52	92,510	96,940	856,374
2019 Jan	843.49	92,768	97,210	1,210,247
2019 Feb	865.08	92,909	97,358	1,243,112
2019 Mar	609.65	92,828	97,273	875,297
2019 Apr	283.6	92,769	97,211	406,916
2019 May	72.03	92,376	96,800	102,913
2019 Jun	3.36	91,974	96,378	4,780
2019 Jul	0	91,817	96,214	0
2019 Aug	0	91,771	96,166	0
2019 Sep	0	91,858	96,257	0
2019 Oct	29.52	92,090	96,500	42,046
2019 Nov	256.56	92,867	97,314	368,508
2019 Dec	605.88	93,349	97,819	874,767
2020 Jan	839.01	93,571	98,052	1,214,240
2020 Feb	864.35	93,635	98,119	1,251,768
2020 Mar	606.53	93,625	98,108	878,294
2020 Apr	289.03	93,650	98,135	418,646
2020 May	74.73	93,621	98,104	108,209
2020 Jun	3.53	93,429	97,903	5,101
2020 Jul	0	93,301	97,769	0
2020 Aug	0	93,347	97,817	0
2020 Sep	0.04	93,391	97,863	58
2020 Oct	27.45	93,577	98,058	39,729
2020 Nov	253.69	93,896	98,392	368,423
2020 Dec	623.98	94,183	98,693	908,948
TOTAL	10715.98	3,332,372	3,491,949	15,398,769

WINTER VOLUME
SUMMER VOLUME

1,394,151
1,938,221

3,332,372

Actual
14,267,247
4,410,877

18,678,124

-

UGH DECEMBER 2020

Heat	Base	<u>Bills</u>	<u>CCF</u>
		92,034	15,370,338
		92,098	11,758,532
		91,951	8,139,689
		91,969	7,782,843
		91,637	2,964,733
		91,274	1,134,462
		91,114	931,156
		90,965	920,425
		91,055	992,130
		91,236	1,430,853
		91,927	5,156,470
		92,510	10,530,006
		92,768	11,513,798
		92,909	12,835,876
		92,828	10,395,459
		92,769	5,520,615
		92,376	2,285,151
		91,974	1,299,085
		91,817	1,035,634
		91,771	910,151
		91,858	996,103
		92,090	1,164,982
		92,867	5,039,117
		93,349	9,804,106
		93,571	10,123,331
		93,635	10,714,170
		93,625	8,937,427
		93,650	4,846,651
		93,621	3,674,363
		93,429	1,673,172
		93,301	1,059,209
		93,347	953,434
		93,391	1,031,982
		93,577	1,501,633
		93,896	3,805,206
		94,183	8,548,948

0.015466642 1.047887 0
0.000188793 0.079638
0.994959603 0.342897

TOTAL
VOL (MCF)

1,280,302
1,330,051
967,919
517,490
190,305
100,896
95,477
95,321
95,415
141,847
460,865
953,314
1,307,458
1,340,470
972,571
504,128
199,712
101,158
96,214
96,166
96,257
138,546
465,822
972,586
1,312,292
1,349,887
976,403
516,780
206,313
103,004
97,769
97,817
97,921
137,787
466,815
1,007,642

18,890,719

Normal

15,164,394 #

3,726,325 #

18,890,719 #

-

DEK RATE GS CUSTOMERS AND MCFs - JANUARY 2018 THROUGH General Service Regression Analysis

Assumptions: Billed HDD 59, GS Customers = Com, Ind, OPA, SL total customers

	<u>MONTH</u>	<u>CUST</u>	<u>MCF</u>	ADD <u>Billed</u>	<u>MCF/Cust</u>
2018	Jan	7,868	847,113.10	1051.4	107.665620
2018	Feb	7,898	635,952.40	713.6	80.520689
2018	Mar	7,901	463,042.10	501.4	58.605506
2018	Apr	7,834	450,749.60	476.6	57.537605
2018	May	7,707	180,909.50	122.5	23.473401
2018	Jun	7,595	83,747.00	0.0	11.026596
2018	Jul	7,512	74,376.20	0.0	9.900985
2018	Aug	7,481	78,127.10	0.0	10.443403
2018	Sep	7,497	71,190.70	0.0	9.495892
2018	Oct	7,541	100,396.20	54.6	13.313380
2018	Nov	7,777	273,082.20	354.7	35.114080
2018	Dec	7,902	596,371.10	674.6	75.470906
2019	Jan	7,960	625,600.80	727.1	78.593065
2019	Feb	7,963	709,324.00	792.3	89.077483
2019	Mar	7,945	575,528.70	637.2	72.439106
2019	Apr	7,879	310,170.40	295.9	39.366722
2019	May	7,733	147,344.20	66.6	19.053951
2019	Jun	7,613	94,534.80	8.8	12.417549
2019	Jul	7,556	80,520.10	0.0	10.656445
2019	Aug	7,533	80,811.80	0.0	10.727705
2019	Sep	7,556	82,406.20	0.0	10.906061
2019	Oct	7,592	92,705.40	28.0	12.210933
2019	Nov	7,817	265,523.90	320.7	33.967494
2019	Dec	7,912	545,024.40	633.2	68.885794
2020	Jan	7,942	567,196.50	606.9	71.417338
2020	Feb	7,934	591,597.40	661.1	74.564835
2020	Mar	7,911	492,685.90	530.8	62.278587
2020	Apr	7,810	256,337.00	267.5	32.821639
2020	May	7,727	184,051.90	190.2	23.819322
2020	Jun	7,649	90,302.00	31.9	11.805726
2020	Jul	7,609	67,196.70	0.0	8.831213
2020	Aug	7,597	68,103.50	0.0	8.964525
2020	Sep	7,568	55,621.30	0.4	7.349538
2020	Oct	7,649	89,962.70	52.6	11.761367
2020	Nov	7,752	203,969.00	221.1	26.311791
2020	Dec	7,842	463,702.50	554.2	59.130643
		<u>278,562</u>	<u>10,595,278</u>	<u>10576.0</u>	

BASE FACTOR	9.159644573
HEAT FACTOR	0.096462
CORRELATION	99.14%

NORMALIZED

MONTH	NDD BILLED	BASE CUST	BASE VOL	HEAT VOL
2018 Jan	831.68	7,868	72,068	631,212
2018 Feb	865.98	7,898	72,343	659,751
2018 Mar	612.84	7,901	72,370	467,072
2018 Apr	296.05	7,834	71,757	223,719
2018 May	66.52	7,707	70,593	49,453
2018 Jun	3.72	7,595	69,568	2,725
2018 Jul	0	7,512	68,807	0
2018 Aug	0	7,481	68,523	0
2018 Sep	0	7,497	68,670	0
2018 Oct	32.77	7,541	69,073	23,837
2018 Nov	256.39	7,777	71,235	192,339
2018 Dec	598.52	7,902	72,380	456,216
2019 Jan	843.49	7,960	72,911	647,661
2019 Feb	865.08	7,963	72,938	664,489
2019 Mar	609.65	7,945	72,773	467,228
2019 Apr	283.6	7,879	72,169	215,542
2019 May	72.03	7,733	70,832	53,730
2019 Jun	3.36	7,613	69,732	2,467
2019 Jul	0	7,556	69,210	0
2019 Aug	0	7,533	69,000	0
2019 Sep	0	7,556	69,210	0
2019 Oct	29.52	7,592	69,540	21,619
2019 Nov	256.56	7,817	71,601	193,457
2019 Dec	605.88	7,912	72,471	462,411
2020 Jan	839.01	7,942	72,746	642,764
2020 Feb	864.35	7,934	72,673	661,510
2020 Mar	606.53	7,911	72,462	462,848
2020 Apr	289.03	7,810	71,537	217,745
2020 May	74.73	7,727	70,777	55,701
2020 Jun	3.53	7,649	70,062	2,605
2020 Jul	0	7,609	69,696	0
2020 Aug	0	7,597	69,586	0
2020 Sep	0.04	7,568	69,320	29
2020 Oct	27.45	7,649	70,062	20,254
2020 Nov	253.69	7,752	71,006	189,702
2020 Dec	623.98	7,842	71,830	472,011
TOTAL	10715.98	278,562	2,551,529	8,160,099

WINTER VOLUME
SUMMER VOLUME

118,324
160,238

278,562

Actual
7,855,714
2,739,564

10,595,278

-

DECEMBER 2020

Heat	Base	<u>Bills</u>	<u>CCF</u>
		7,868	8,471,131
		7,898	6,359,524
		7,901	4,630,421
		7,834	4,507,496
		7,707	1,809,095
		7,595	837,470
		7,512	743,762
		7,481	781,271
		7,497	711,907
		7,541	1,003,962
		7,777	2,730,822
		7,902	5,963,711
		7,960	6,256,008
		7,963	7,093,240
		7,945	5,755,287
		7,879	3,101,704
		7,733	1,473,442
		7,613	945,348
		7,556	805,201
		7,533	808,118
		7,556	824,062
		7,592	927,054
		7,817	2,655,239
		7,912	5,450,244
		7,942	5,671,965
		7,934	5,915,974
		7,911	4,926,859
		7,810	2,563,370
		7,727	1,840,519
		7,649	903,020
		7,609	671,967
		7,597	681,035
		7,568	556,213
		7,649	899,627
		7,752	2,039,690
		7,842	4,637,025

0.09646168	9.159645	0
0.001541447	0.650225	
0.991392599	2.799666	

TOTAL
VOL (MCF)

703,280
732,094
539,443
295,476
120,046
72,293
68,807
68,523
68,670
92,910
263,574
528,596
720,572
737,427
540,002
287,711
124,561
72,200
69,210
69,000
69,210
91,159
265,058
534,882
715,510
734,183
535,310
289,282
126,477
72,667
69,696
69,586
69,349
90,316
260,708
543,841

10,711,628

Normal

8,354,478 #

2,357,150 #

10,711,628 #

-

DEK RATE GS-IND CUSTOMERS AND MCFs - JANUARY 2018 THROU Industrial Regression Analysis

Assumptions: Billed HDD 59, GS IND Customers = Total Ind customers

	<u>MONTH</u>	<u>CUST</u>	<u>MCF</u>	ADD <u>Billed</u>	<u>MCF/Cust</u>
2018	Jan	249	61,104.40	1051.4	245.399197
2018	Feb	252	45,408.10	713.6	180.190873
2018	Mar	245	31,400.40	501.4	128.164898
2018	Apr	243	28,713.70	476.6	118.163374
2018	May	239	9,922.00	122.5	41.514644
2018	Jun	237	3,631.30	0.0	15.321941
2018	Jul	234	3,702.20	0.0	15.821368
2018	Aug	235	3,840.20	0.0	16.341277
2018	Sep	238	3,618.10	0.0	15.202101
2018	Oct	234	5,170.40	54.6	22.095726
2018	Nov	242	17,099.20	354.7	70.657851
2018	Dec	249	57,408.00	674.6	230.554217
2019	Jan	274	40,416.40	727.1	147.505109
2019	Feb	260	48,446.10	792.3	186.331154
2019	Mar	251	40,935.30	637.2	163.088845
2019	Apr	245	19,704.60	295.9	80.426939
2019	May	239	7,764.70	66.6	32.488285
2019	Jun	234	4,308.30	8.8	18.411538
2019	Jul	228	3,905.10	0.0	17.127632
2019	Aug	237	9,266.40	0.0	39.098734
2019	Sep	255	5,674.60	0.0	22.253333
2019	Oct	240	5,729.00	28.0	23.870833
2019	Nov	242	19,235.70	320.7	79.486364
2019	Dec	249	37,679.90	633.2	151.324900
2020	Jan	261	39,256.20	606.9	150.406897
2020	Feb	242	39,209.10	661.1	162.021074
2020	Mar	239	32,494.50	530.8	135.960251
2020	Apr	246	17,531.70	267.5	71.267073
2020	May	245	11,989.90	190.2	48.938367
2020	Jun	241	4,182.80	31.9	17.356017
2020	Jul	249	2,423.90	0.0	9.734538
2020	Aug	254	2,610.10	0.0	10.275984
2020	Sep	241	2,613.50	0.4	10.844398
2020	Oct	238	3,994.70	52.6	16.784454
2020	Nov	246	11,766.80	221.1	47.832520
2020	Dec	255	30,434.00	554.2	119.349020
		<u>8,808</u>	<u>712,591</u>	<u>10576.0</u>	

BASE FACTOR	13.82109915
HEAT FACTOR	0.223530
CORRELATION	95.68%

NORMALIZED

MONTH	NDD BILLED	BASE CUST	BASE VOL	HEAT VOL
2018 Jan	831.68	249	3,441	46,290
2018 Feb	865.98	252	3,483	48,780
2018 Mar	612.84	245	3,386	33,562
2018 Apr	296.05	243	3,359	16,081
2018 May	66.52	239	3,303	3,554
2018 Jun	3.72	237	3,276	197
2018 Jul	0	234	3,234	0
2018 Aug	0	235	3,248	0
2018 Sep	0	238	3,289	0
2018 Oct	32.77	234	3,234	1,714
2018 Nov	256.39	242	3,345	13,869
2018 Dec	598.52	249	3,441	33,313
2019 Jan	843.49	274	3,787	51,661
2019 Feb	865.08	260	3,593	50,276
2019 Mar	609.65	251	3,469	34,205
2019 Apr	283.6	245	3,386	15,531
2019 May	72.03	239	3,303	3,848
2019 Jun	3.36	234	3,234	176
2019 Jul	0	228	3,151	0
2019 Aug	0	237	3,276	0
2019 Sep	0	255	3,524	0
2019 Oct	29.52	240	3,317	1,584
2019 Nov	256.56	242	3,345	13,878
2019 Dec	605.88	249	3,441	33,723
2020 Jan	839.01	261	3,607	48,949
2020 Feb	864.35	242	3,345	46,756
2020 Mar	606.53	239	3,303	32,403
2020 Apr	289.03	246	3,400	15,893
2020 May	74.73	245	3,386	4,093
2020 Jun	3.53	241	3,331	190
2020 Jul	0	249	3,441	0
2020 Aug	0	254	3,511	0
2020 Sep	0.04	241	3,331	2
2020 Oct	27.45	238	3,289	1,460
2020 Nov	253.69	246	3,400	13,950
2020 Dec	623.98	255	3,524	35,567
TOTAL	10715.98	8,808	121,736	601,507

WINTER VOLUME	3,756	Actual	552,294
SUMMER VOLUME	5,052		160,297
	<u>8,808</u>		<u>712,591</u>

-

UGH DECEMBER 2020

Heat	Base	<u>Bills</u>	<u>CCF</u>
		249	611,044
		252	454,081
		245	314,004
		243	287,137
		239	99,220
		237	36,313
		234	37,022
		235	38,402
		238	36,181
		234	51,704
		242	170,992
		249	574,080
		274	404,164
		260	484,461
		251	409,353
		245	197,046
		239	77,647
		234	43,083
		228	39,051
		237	92,664
		255	56,746
		240	57,290
		242	192,357
		249	376,799
		261	392,562
		242	392,091
		239	324,945
		246	175,317
		245	119,899
		241	41,828
		249	24,239
		254	26,101
		241	26,135
		238	39,947
		246	117,668
		255	304,340

0.223529682	13.8211 0
0.008142066	3.43455
0.956836609	14.7881

TOTAL
VOL (MCF)

49,732
52,263
36,948
19,439
6,857
3,473
3,234
3,248
3,289
4,948
17,214
36,754
55,448
53,870
37,674
18,917
7,151
3,410
3,151
3,276
3,524
4,901
17,223
37,164
52,556
50,101
35,706
19,293
7,479
3,521
3,441
3,511
3,333
4,750
17,350
39,091

723,243

Normal

589,096 #

134,147 #

723,243 #

-

DEK RATE GS-COM and OPA CUSTOMERS AND MCFs - JANUARY 2 COM/OPA Regression Analysis

Assumptions: Billed HDD 59, GS Customers = Com, Ind, OPA, SL total customers

	<u>MONTH</u>	<u>CUST</u>	<u>MCF</u>	ADD <u>Billed</u>	<u>MCF/Cust</u>
2018	Jan	7,618	786,002.90	1051.4	103.177067
2018	Feb	7,645	590,539.50	713.6	77.245193
2018	Mar	7,655	431,636.50	501.4	56.386218
2018	Apr	7,590	422,030.90	476.6	55.603544
2018	May	7,467	170,982.70	122.5	22.898446
2018	Jun	7,357	80,110.30	0.0	10.888990
2018	Jul	7,277	70,669.00	0.0	9.711282
2018	Aug	7,245	74,282.10	0.0	10.252878
2018	Sep	7,258	67,567.20	0.0	9.309341
2018	Oct	7,306	95,221.00	54.6	13.033260
2018	Nov	7,534	255,978.20	354.7	33.976400
2018	Dec	7,652	538,957.30	674.6	70.433521
2019	Jan	7,685	585,179.40	727.1	76.145660
2019	Feb	7,702	660,872.70	792.3	85.805336
2019	Mar	7,693	534,588.60	637.2	69.490264
2019	Apr	7,633	290,465.70	295.9	38.053937
2019	May	7,493	139,574.70	66.6	18.627346
2019	Jun	7,378	90,221.10	8.8	12.228395
2019	Jul	7,327	76,610.00	0.0	10.455848
2019	Aug	7,296	71,550.20	0.0	9.806771
2019	Sep	7,301	76,731.60	0.0	10.509738
2019	Oct	7,352	86,976.40	28.0	11.830305
2019	Nov	7,575	246,288.20	320.7	32.513294
2019	Dec	7,663	507,344.50	633.2	66.207034
2020	Jan	7,681	527,940.30	606.9	68.733277
2020	Feb	7,692	552,388.30	661.1	71.813352
2020	Mar	7,672	460,191.40	530.8	59.983238
2020	Apr	7,564	238,805.30	267.5	31.571298
2020	May	7,482	172,062.00	190.2	22.996792
2020	Jun	7,408	86,119.20	31.9	11.625162
2020	Jul	7,360	64,772.80	0.0	8.800652
2020	Aug	7,343	65,493.40	0.0	8.919161
2020	Sep	7,327	53,007.80	0.4	7.234584
2020	Oct	7,411	85,968.00	52.6	11.600054
2020	Nov	7,506	192,202.20	221.1	25.606475
2020	Dec	7,587	433,268.50	554.2	57.106696
		269,735	9,882,600	10576.0	

BASE FACTOR	9.015561014
HEAT FACTOR	0.092286
CORRELATION	99.13%

NORMALIZED

MONTH	NDD BILLED	BASE CUST	BASE VOL	HEAT VOL
2018 Jan	831.68	7,618	68,681	584,702
2018 Feb	865.98	7,645	68,924	610,974
2018 Mar	612.84	7,655	69,014	432,942
2018 Apr	296.05	7,590	68,428	207,369
2018 May	66.52	7,467	67,319	45,839
2018 Jun	3.72	7,357	66,327	2,526
2018 Jul	0	7,277	65,606	0
2018 Aug	0	7,245	65,318	0
2018 Sep	0	7,258	65,435	0
2018 Oct	32.77	7,306	65,868	22,095
2018 Nov	256.39	7,534	67,923	178,264
2018 Dec	598.52	7,652	68,987	422,660
2019 Jan	843.49	7,685	69,285	598,220
2019 Feb	865.08	7,702	69,438	614,889
2019 Mar	609.65	7,693	69,357	432,826
2019 Apr	283.6	7,633	68,816	199,774
2019 May	72.03	7,493	67,554	49,809
2019 Jun	3.36	7,378	66,517	2,288
2019 Jul	0	7,327	66,057	0
2019 Aug	0	7,296	65,778	0
2019 Sep	0	7,301	65,823	0
2019 Oct	29.52	7,352	66,282	20,029
2019 Nov	256.56	7,575	68,293	179,353
2019 Dec	605.88	7,663	69,086	428,472
2020 Jan	839.01	7,681	69,249	594,733
2020 Feb	864.35	7,692	69,348	613,573
2020 Mar	606.53	7,672	69,167	429,436
2020 Apr	289.03	7,564	68,194	201,758
2020 May	74.73	7,482	67,454	51,600
2020 Jun	3.53	7,408	66,787	2,413
2020 Jul	0	7,360	66,355	0
2020 Aug	0	7,343	66,201	0
2020 Sep	0.04	7,327	66,057	27
2020 Oct	27.45	7,411	66,814	18,774
2020 Nov	253.69	7,506	67,671	175,731
2020 Dec	623.98	7,587	68,401	436,896
TOTAL	10715.98	269,735	2,431,812	7,557,971

WINTER VOLUME
SUMMER VOLUME

114,560
155,175

269,735

Actual
7,303,379
2,579,221

9,882,600

-

!018 - DECEMBER 2020

Heat	Base	<u>Bills</u>	<u>CCF</u>
		7,618	7,860,029
		7,645	5,905,395
		7,655	4,316,365
		7,590	4,220,309
		7,467	1,709,827
		7,357	801,103
		7,277	706,690
		7,245	742,821
		7,258	675,672
		7,306	952,210
		7,534	2,559,782
		7,652	5,389,573
		7,685	5,851,794
		7,702	6,608,727
		7,693	5,345,886
		7,633	2,904,657
		7,493	1,395,747
		7,378	902,211
		7,327	766,100
		7,296	715,502
		7,301	767,316
		7,352	869,764
		7,575	2,462,882
		7,663	5,073,445
		7,681	5,279,403
		7,692	5,523,883
		7,672	4,601,914
		7,564	2,388,053
		7,482	1,720,620
		7,408	861,192
		7,360	647,728
		7,343	654,934
		7,327	530,078
		7,411	859,680
		7,506	1,922,022
		7,587	4,332,685

0.092286279	9.015561	0
0.001486201	0.626921	
0.991259286	2.699325	

TOTAL
VOL (MCF)

653,382
679,898
501,956
275,797
113,158
68,853
65,606
65,318
65,435
87,963
246,187
491,647
667,505
684,327
502,183
268,590
117,362
68,805
66,057
65,778
65,823
86,311
247,646
497,558
663,982
682,920
498,603
269,952
119,054
69,201
66,355
66,201
66,084
85,588
243,402
505,297

9,989,783

Normal

7,766,492 #

2,223,291 #

9,989,783 #

-

Year	Month	Billed_Norm_59.HDD	Billed_Act_59.HDD
2018	1	831.68	1,051.35
2018	2	865.98	713.63
2018	3	612.84	501.42
2018	4	296.05	476.56
2018	5	66.52	122.51
2018	6	3.72	0
2018	7	0	0
2018	8	0	0
2018	9	0	0.03
2018	10	32.77	54.61
2018	11	256.39	354.71
2018	12	598.52	674.64
2019	1	843.49	727.09
2019	2	865.08	792.3
2019	3	609.65	637.19
2019	4	283.6	295.85
2019	5	72.03	66.6
2019	6	3.36	8.79
2019	7	0	0
2019	8	0	0
2019	9	0	0
2019	10	29.52	28.03
2019	11	256.56	320.71
2019	12	605.88	633.17
2020	1	839.01	606.93
2020	2	864.35	661.07
2020	3	606.53	530.83
2020	4	289.03	267.54
2020	5	74.73	190.17
2020	6	3.53	31.92
2020	7	0	0
2020	8	0	0
2020	9	0.04	0.44
2020	10	27.45	52.59
2020	11	253.69	221.14
2020	12	623.98	554.19

Source: Weather_Shape_DEOK_Close.Itm (Year 2021)

Revenue Month Usage data for DEK Gas Usage by Rate GS and RS.
 Values are in CCF

	Rate GS=====>					
	RESIDENTIAL	COMMERCIAL	INDUSTRIAL	OPA	SL	Total
1/1/18	-	7,021,200	611,044	838,829	58	8,471,131
2/1/18	-	5,277,348	454,081	628,047	48	6,359,524
3/1/18	-	3,863,876	314,004	452,489	52	4,630,421
4/1/18	-	3,781,957	287,137	438,352	50	4,507,496
5/1/18	-	1,548,687	99,220	161,140	48	1,809,095
6/1/18	-	724,821	36,313	76,282	54	837,470
7/1/18	-	649,274	37,022	57,416	50	743,762
8/1/18	-	682,773	38,402	60,048	48	781,271
9/1/18	-	639,796	36,181	35,876	54	711,907
10/1/18	-	864,032	51,704	88,178	48	1,003,962
11/1/18	-	2,285,243	170,992	274,539	48	2,730,822
12/1/18	-	4,852,678	574,080	536,895	58	5,963,711
1/1/19	-	5,264,706	404,164	587,088	50	6,256,008
2/1/19	-	5,960,326	484,461	648,401	52	7,093,240
3/1/19	-	4,849,093	409,353	496,793	48	5,755,287
4/1/19	-	2,589,275	197,046	315,382	1	3,101,704
5/1/19	-	1,259,243	77,647	136,504	48	1,473,442
6/1/19	-	811,755	43,083	90,456	54	945,348
7/1/19	-	708,009	39,051	58,091	50	805,201
8/1/19	-	666,992	92,664	48,510	(48)	808,118
9/1/19	-	703,132	56,746	64,184	-	824,062
10/1/19	-	796,846	57,290	72,918	-	927,054
11/1/19	-	2,204,362	192,357	258,520	-	2,655,239
12/1/19	-	4,619,846	376,799	453,599	-	5,450,244
1/1/20	-	4,818,638	392,562	460,765	-	5,671,965
2/1/20	-	5,044,103	392,091	479,780	-	5,915,974
3/1/20	-	4,204,560	324,945	397,354	-	4,926,859
4/1/20	-	2,169,228	175,317	218,825	-	2,563,370
5/1/20	-	1,558,793	119,899	161,827	-	1,840,519
6/1/20	-	785,670	41,828	75,522	-	903,020
7/1/20	-	599,236	24,239	48,492	-	671,967
8/1/20	-	620,222	26,101	34,712	-	681,035
9/1/20	-	503,718	26,135	26,360	-	556,213
10/1/20	-	833,999	39,947	25,681	-	899,627
11/1/20	-	1,874,105	117,668	47,917	-	2,039,690
12/1/20	-	4,183,768	304,340	148,917	-	4,637,025

Source: Jeff Kern, Rates & Regulatory Strategy Manager

Rate RS

Total

15,370,338
11,758,532
8,139,689
7,782,843
2,964,733
1,134,462
931,156
920,425
992,130
1,430,853
5,156,470
10,530,006
11,513,798
12,835,876
10,395,459
5,520,615
2,285,151
1,299,085
1,035,634
910,151
996,103
1,164,982
5,039,117
9,804,106
10,123,331
10,714,170
8,937,427
4,846,651
3,674,363
1,673,172
1,059,209
953,434
1,031,982
1,501,633
3,805,206
8,548,948

**Duke Energy Kentucky
Case No. 2021-00190
STAFF Second Set Data Requests
Date Received: June 29, 2021**

STAFF-DR-02-048

REQUEST:

Refer to Passty Testimony, Exhibit BWP-1. Provide a comparison of the current energy forecast as presented in Exhibit BWP-1 to that forecasted in the 2018 rate case. Include a column for annual growth rates.

RESPONSE:

Please see chart contained in STAFF-DR-02-048 Attachment.

PERSON RESPONSIBLE: Benjamin W. Passty, Ph.D

DUKE ENERGY KENTUCKY
 SERVICE AREA ENERGY FORECAST (Volume in GCF) (a)

		(1)	(2)	(3)	(4)	(5)	(6)	(7)	(8)	(9)	(10)	(11) (1+3+5+7+9)	(12) (2+4+6+8+10)
YEAR		RES '18	RES '21	COM '18	COM '21	IND '18	IND '21	SHLIO '18	SHLIO '21	OPA '18	OPA '21	TOTAL '18	TOTAL '21
-5	2016	5,595	5,595	3,340	3,340	1,805	1,805	1,516	1,516	528	528	12,783	12,783
-4	2017	5,770	5,770	3,353	3,353	1,816	1,816	1,553	1,553	527	527	13,018	13,018
-3	2018	5,750	6,093	3,668	3,753	1,803	1,735	1,552	1,583	510	504	13,283	13,667
-2	2019	5,893	6,272	3,468	3,793	1,847	2,081	1,585	1,696	526	519	13,319	14,361
-1	2020	5,898	6,187	3,486	3,757	1,860	1,797	1,593	1,642	526	418	13,363	13,803
0	2021	5,988	6,228	3,464	3,463	1,845	2,111	1,606	1,640	523	518	13,425	13,959
1	2022	6,085	6,287	3,481	3,608	1,866	2,219	1,624	1,676	526	518	13,582	14,309
2	2023	6,103	6,368	3,503	3,737	1,873	2,479	1,640	1,710	526	519	13,644	14,812
3	2024		6,576		3,846		2,476		1,735		521		15,155
4	2025		6,721		3,893		2,447		1,754		520		15,334
5	2026		6,793		3,912		2,460		1,774		520		15,459
6	2027		6,898		3,935		2,466		1,795		521		15,615

(a) Figures in years -5 through -1 are weather-normalized history

(b) Figures in year 0 are forecast values

DUKE ENERGY KENTUCKY
 SERVICE AREA ENERGY FORECAST (Growth Rates in YOY%) (a)

		(1)	(2)	(3)	(4)	(5)	(6)	(7)	(8)	(9)	(10)	(11)	(12)
	YEAR	RES '18	RES '21	COM '18	COM '21	IND '18	IND '21	SHLIO '18	SHLIO '21	OPA '18	OPA '21	TOTAL '18	TOTAL '21
-4	2017	3.1%	3.1%	0.4%	0.4%	0.6%	0.6%	2.5%	2.5%	-0.2%	-0.2%	1.8%	1.8%
-3	2018	-0.4%	5.4%	9.0%	11.3%	-0.7%	-4.5%	-0.1%	1.9%	-3.2%	-4.5%	2.0%	4.9%
-2	2019	2.5%	2.9%	-5.6%	1.1%	2.4%	18.2%	2.2%	6.9%	3.1%	3.0%	0.3%	5.0%
-1	2020	0.1%	-1.4%	0.5%	-1.0%	0.7%	-14.7%	0.5%	-3.2%	-0.1%	-21.5%	0.3%	-4.0%
0	2021	1.5%	0.7%	-0.6%	-8.2%	-0.8%	16.1%	0.8%	-0.2%	-0.6%	21.3%	0.5%	1.1%
1	2022	1.6%	0.9%	0.5%	4.1%	1.2%	5.0%	1.1%	2.2%	0.5%	0.1%	1.2%	2.5%
2	2023	0.3%	1.3%	0.6%	3.5%	0.4%	11.1%	1.0%	2.0%	0.0%	0.1%	0.5%	3.5%
3	2024		3.2%		2.9%		-0.1%		1.4%		0.4%		2.3%
4	2025		2.2%		1.2%		-1.2%		1.1%		-0.2%		1.2%
5	2026		1.1%		0.5%		0.5%		1.2%		0.1%		0.8%
6	2027		1.5%		0.6%		0.2%		1.2%		0.1%		1.0%

(a) Figures in years -5 through -1 are weather-normalized history

(b) Figures in year 0 are forecast values

DUKE ENERGY KENTUCKY
 SERVICE AREA ENERGY FORECAST (Volume in MCF) (a)

	(1)	(2)	(3)	(4)	(5)	(6)	(7) (1+2+3+4+5+6)
				STREET- HWY LIGHTING/ID /OEU	OPA	OTHER	TOTAL CONSUMPTION
YEAR	RESIDENTIAL	COMMERCIAL	INDUSTRIAL				
-5 2016	5,594,915	3,339,845	1,805,038	1,515,518	527,900		12,783,216
-4 2017	5,770,315	3,352,552	1,815,524	1,553,210	526,874		13,018,474
-3 2018	6,093,049	3,752,706	1,734,771	1,582,943	503,694		13,667,163
-2 2019	6,271,841	3,793,429	2,080,879	1,696,359	518,980		14,361,488
-1 2020	6,187,366	3,757,350	1,797,058	1,642,312	418,484		13,802,570
0 2021	6,228,383	3,462,668	2,110,718	1,639,727	517,794		13,959,291
1 2022	6,287,199	3,608,240	2,218,801	1,676,419	518,371		14,309,030
2 2023	6,367,716	3,737,054	2,478,825	1,710,045	518,697		14,812,337
3 2024	6,576,298	3,846,430	2,476,316	1,734,931	520,991		15,154,966
4 2025	6,720,598	3,893,018	2,447,126	1,753,892	519,762		15,334,395
5 2026	6,793,312	3,911,612	2,459,512	1,774,284	520,280		15,459,000
6 2027	6,898,203	3,934,874	2,465,605	1,795,418	520,775		15,614,876

(a) Figures in years -5 through -1 are weather-normalized history

(b) Figures in year 0 are forecast values

DUKE ENERGY KENTUCKY
 SERVICE AREA ENERGY FORECAST (Volume in MCF) (a)

	(1)	(2)	(3)	(4)	(5)	(6)	(7)
2							(1+2+3+4+5+6)
				STREET- HWY LIGHTING/ID			TOTAL
YEAR	RESIDENTIAL	COMMERCIAL	INDUSTRIAL	/OEU	OPA	OTHER	CONSUMPTION
-5 2013	6,178,997	3,382,935	1,631,370	1,513,013	572,089		13,278,404
-4 2014	6,240,687	3,643,573	1,769,232	1,339,151	593,573		13,586,216
-3 2015	6,152,682	3,452,335	1,929,493	1,343,566	574,342		13,452,418
-2 2016	5,594,915	3,339,845	1,805,038	1,515,518	527,900		12,783,216
-1 2017	5,770,315	3,352,552	1,815,524	1,553,210	526,874		13,018,475
0 2018	5,750,021	3,668,275	1,803,150	1,551,575	510,030		13,283,052
1 2019	5,893,206	3,467,508	1,846,791	1,585,399	526,157		13,319,061
2 2020	5,897,834	3,485,968	1,860,104	1,593,399	525,674		13,362,979
3 2021	5,987,848	3,463,725	1,844,589	1,606,437	522,696		13,425,294
4 2022	6,085,152	3,481,489	1,865,937	1,623,804	525,532		13,581,913
5 2023	6,103,091	3,502,505	1,872,715	1,639,524	525,687		13,643,522

(a) Figures in years -5 through -1 are weather-normalized
 (b) Figures in year 0 are a combination of actual and forecast values

REQUEST:

Refer to the Direct Testimony of Leslie G. Quick (Quick Testimony), page 6, and page 7, lines 1-10. Regarding the Mobile App and social media channels, explain the cybersecurity plans in place.

RESPONSE:

Duke Energy Kentucky's mobile app and backend Application Programming Interface (API) services that it depends on were designed to best practices regarding cyber security. The Company leverages a variety of tools, processes, and reviews to assure effective cyber security. These include:

- Architecture peer review process involving our cyber security and solution architecture teams
- Automated code scanning via a software solution and associated pipeline deployment governance
- Internal audit reviews
- 3rd Party Penetration Test
- API endpoint protection

Social media platforms utilize security infrastructure to fight off spam and other cyber-scams. In addition, Duke Energy Kentucky primarily utilizes a software solution to manage and monitor social media sites for the company. A third-party service provider audit in

2019 has aided in identifying safety protocols for the Company's Cybersecurity and Social Media teams to implement. In addition, the social media team has controls in place, such as:

- Team runs all operating system updates in a timely manner: 1) by ensuring updates are applied to all devices and 2) by checking weekly to be sure there are no pending or hung-up updates.
- Team runs anti-virus software with automatic updating installed and regularly scheduled (weekly) scans turned on.
- Team turns devices off when not in use and locks away when not in the office.
- Uses Duke Energy Cybersecurity approved software to manage passwords, across the team. Only core team members have access
- Uses random generator to create passwords for social media accounts that meet guidance from IT policy including numbers, letters, special characters, etc.
- Refreshes passwords for all corporate social accounts every 90 days in accordance with IT policy
- Individuals use two-factor authentication on personal social media profiles where offered including Facebook, Twitter, Instagram, and LinkedIn
- On a monthly basis, managers review administrative access to social media accounts and software platform to ensure no new accesses have been granted
- When an employee leaves the team, managers purge administrative access and reset passwords for all accounts that person(s) had access to.
- Team participates in mandatory trainings including cybersecurity and social media policy trainings as part of on-boarding as well as refresher courses.

- Regularly updates documents that address channel hacking. Document includes:
 - o Crisis comms team names, contact info, and affiliation
 - o Response plan covers: outbound content strategy for first 12-24 hours as accounts are reclaimed, social listening, monitoring, and reporting. Additionally, there is a “return to normalcy” plan that addresses outbound content, continued monitoring, and identification of any long-term impacts.
- Contact info with native platform support, including account manager info where applicable, to reclaim accounts/reset passwords as needed.

PERSON RESPONSIBLE: Lesley G. Quick

Duke Energy Kentucky
Case No. 2021-00190
STAFF Second Set Data Requests
Date Received: June 29, 2021

STAFF-DR-02-050

REQUEST:

Refer to Quick Testimony, page 9, line 13 through page 10, line 2, regarding the late payment fee policy. Provide detailed cost support for Duke Kentucky's late payment charge.

RESPONSE:

A cost support analysis has not been conducted associated with the Company's late payment charge for this case. The Company's late payment fee was established many years ago and has been reflected in the Company's tariffs for decades (at least since 1992) without change. The Company is not proposing any change to its late payment fee. The Company seeks to maintain a charge that is fair and equitable to its customers while also significant enough to encourage on-time payments.

PERSON RESPONSIBLE: Lesley G. Quick

**Duke Energy Kentucky
Case No. 2021-00190
STAFF Second Set Data Requests
Date Received: June 29, 2021**

STAFF-DR-02-051

REQUEST:

Refer to Quick Testimony, page 10, line 19, through page 11, line 2, which states that the collection of late payment fees assists in reducing the incremental delinquency-related costs included in the cost of service, such as collection, bad debts, or disconnection. Explain whether the cost of disconnection is recovered through the reconnection charge.

RESPONSE:

The Reconnection Charge is calculated based on the cost of reconnection only and does not include the cost of disconnection.

PERSON RESPONSIBLE: Jeff L. Kern

Duke Energy Kentucky
Case No. 2021-00190
STAFF Second Set Data Requests
Date Received: June 29, 2021

STAFF-DR-02-052

REQUEST:

Refer to Quick Testimony, page 11, lines 3-9, regarding the amount of revenue reflected in the test year associated with late payment fees.

- a. Explain how the amount of \$369,396 was derived and provide the underlying data used to arrive at that amount.
- b. Provide the amount of late fee revenue reflected in the test year that is attributable to residential customers and the underlying data used to arrive at that amount

RESPONSE:

- a. The derivation of the amount of \$369,396 and the underlying data is provided on WPD-2.15a and WPD-2.15b.
- b. No late fee revenue is included in the test year; therefore, none is attributable to residential customers. Late payment charges factor into discount rate related to the sale of A/R and reduce the annualized uncollectible expense in the test year by \$369,396.

PERSON RESPONSIBLE: Jay P. Brown

**Duke Energy Kentucky
Case No. 2021-00190
STAFF Second Set Data Requests
Date Received: June 29, 2021**

STAFF-DR-02-053

REQUEST:

Refer to the Direct Testimony of Jeffrey R. Setser generally. Provide the total costs allocated from DEBS to Duke Kentucky (gas operations only) for the last ten years.

RESPONSE:

The Company does not have access for data readily available for the last 10 years. Please see STAFF-DR-02-053 Attachment for total dollars allocated, both income and balance sheet, from DEBS to Duke Kentucky gas operations for the years 2015 to 2020.

PERSON RESPONSIBLE: Jeffrey R. Setser

DEBS Allocated to DE Kentucky Gas

Entity	Year	Allocated
DE Kentucky Gas	2020	6,918,990.04
DE Kentucky Gas	2019	7,134,745.00
DE Kentucky Gas	2018	7,675,026.00
DE Kentucky Gas	2017	5,225,520.00
DE Kentucky Gas	2016	5,094,149.00
DE Kentucky Gas	2015	5,864,023.50

**Duke Energy Kentucky
Case No. 2021-00190
STAFF Second Set Data Requests
Date Received: June 29, 2021**

STAFF-DR-02-054

REQUEST:

Refer to the Direct Testimony of Jake J. Stewart (Stewart Testimony), page 5, lines 13-15.

- a. Provide the annual number of employees per year since 2015 that Duke Kentucky has lost to other national gas companies and contractors.

RESPONSE:

The Company does not formally capture where an employee is going to work upon resignation. However, leadership has shared feedback from employees that cite higher pay, more favorable benefits, and career opportunities as common reasons for resigning for other employment.

PERSON RESPONSIBLE: Jake J. Stewart

**Duke Energy Kentucky
Case No. 2021-00190
STAFF Second Set Data Requests
Date Received: June 29, 2021**

STAFF-DR-02-055

REQUEST:

Provide the number of executives per year since 2015 that Duke Kentucky has lost to other natural gas companies and contractors.

RESPONSE:

The Company does not formally capture where an employee is going to work upon resignation. However, leadership has shared feedback from employees that cite higher pay, more favorable benefits, and career opportunities as common reasons for resigning for other employment.

PERSON RESPONSIBLE: Jake J. Stewart

Duke Energy Kentucky
Case No. 2021-00190
STAFF Second Set Data Requests
Date Received: June 29, 2021

STAFF-DR-02-056

REQUEST:

Refer to Stewart Testimony, page 15, lines 1-4.

- a. Provide an update to the expired United Steel, Paper and Forestry, Rubber, Manufacturing, Energy, Allied Industrial and Service Workers International Union contract.
- b. If this contract has been settled, provide the next contract.
- c. If b. is confirmed provide the annual agreed upon wage increases.

RESPONSE:

- a. The new contract in effect for 2021 – 2026 that was ratified by USW membership on May 19, 2021, is currently undergoing edits. Once finalized it will be signed by both parties.
- b. We will provide the signed contract when it is available.
- c. The contract has not yet been signed; however, the summary of changes for the new contract provided as STAFF-DR-01-035(b) Attachment reflects the annual increases will be 2.5% effective on May 15 of each year. See the Wages section on the first page, which states “If the new contract is ratified by May 19, 2021, the maximum hourly wage rates will be increased by 2.5% and will be paid retroactively from May 15, 2021. The maximum hourly wage rates will be increased an additional 2.5% on May 15 of each year of the contract.”

PERSON RESPONSIBLE: Jake J. Stewart

Duke Energy Kentucky
Case No. 2021-00190
STAFF Second Set Data Requests
Date Received: June 29, 2021

STAFF-DR-02-057

REQUEST:

Refer to Stewart Testimony, page 16, lines 2-3, and Table 1.

- a. Provide the total amount paid for each short-term incentive (STI) plan component for 2020.
- b. Provide the total amount forecasted to be paid out for each STI plan component in the forecasted test year.

RESPONSE:

- a. Payout of Short-term Incentive recorded in March 2021 for the 2020 STI plan year for Duke Energy Kentucky Gas was \$140,601. The scorecard was not used for the payout. Duke Energy responded to the significant challenges faced in 2020 due to the pandemic and the cancellation of the Atlantic Coast Pipeline project by implementing aggressive cost mitigation efforts while still continuing our strong focus on customers. We avoided layoffs, base pay cuts and furloughs that occurred at many other companies. Consistent with prior years, the 2020 STI Plan allows the Compensation and People Development Committee, in conjunction with the Incentive Plan Committee and the Senior Management Committee, to use discretion when determining the incentive payout. Most employees received 75% of their target payout. Some non-union employees, union craft teammates, and craft frontline supervisors received 85% of their target payout. Some Midwest union employees under the Union Employee Incentive Plan (UEIP) were paid according

to the performance on the applicable scorecard metrics per their collective bargaining agreements. Executive leadership received the lowest payouts at 51% to 65% of their target payout.

b. Forecasted test year amount for DEK Gas for each STI plan component:

EPS	
O&M	\$ 33,248
Operational Excellence	\$ 66,497
Customer Satisfaction (CSAT)	\$ 66,497
Team	\$ 166,242
Total	\$ 332,484

PERSON RESPONSIBLE: Jake J. Stewart

Duke Energy Kentucky
Case No. 2021-00190
STAFF Second Set Data Requests
Date Received: June 29, 2021

STAFF-DR-02-058

REQUEST:

Refer to Stewart Testimony, page 18, lines 1-4. State in detail how the payouts for all other measures not related to EPS will be reduced if EPS is less than or equal to the EPS circuit breaker.

RESPONSE:

The Duke Energy STIP has had a circuit breaker in the plan for several years, but it was set below the minimum EPS goal. Beginning with the 2021 STIP, the EPS circuit breaker is set between the target and minimum EPS goals and the Company changed how it operates. The circuit breaker strengthens the alignment between our financial performance and the payout if it is engaged. In general:

- If actual EPS is greater than the EPS circuit breaker, all measures will be paid out based on the scorecard.
- If actual EPS is equal to the EPS circuit breaker, payouts for all measures, including the team component, may be partially reduced.
- If EPS is less than the EPS circuit breaker, payouts for all measures, including the team component, will be reduced and capped at the EPS achievement.

PERSON RESPONSIBLE: Jake J. Stewart

Duke Energy Kentucky
Case No. 2021-00190
STAFF Second Set Data Requests
Date Received: June 29, 2021

STAFF-DR-02-059

REQUEST:

Refer to Stewart Testimony, page 23, lines 4-23.

- a. For the forecasted test period, provide the long term incentive (LTI) amount included for the Executive LTI program.
- b. For the forecasted test period, provide the LTI amount included for the Restricted Stock Units.

RESPONSE:

- a. The LTI amount included for the executive LTI program for Duke Energy Kentucky Gas for the forecasted test period is \$34,642 which only represents the TICR (safety component) as noted on workpaper WPD-2.26b.
- b. The LTI amount included for Restricted Stock Units (RSUs) for Duke Energy Kentucky Gas for the forecasted test period is \$0.

PERSON RESPONSIBLE: Jake J. Stewart

Duke Energy Kentucky
Case No. 2021-00190
STAFF Second Set Data Requests
Date Received: June 29, 2021

STAFF-DR-02-060

REQUEST:

Refer to Stewart Testimony, page 27, lines 6-11. For the forecasted test period, provide the amount for each component included in the STI that would be rewarded if the “circuit breaker” is met.

RESPONSE:

See the response for STAFF-DR-02-058 for how the circuit breaker works starting with the 2021 STIP. For the forecasted test period (calendar year 2022), the STI components other than EPS (which has been excluded from the test period in this case) that will be paid if actual EPS is greater than the circuit breaker are the amounts reflected in the response to STAFF-DR-02-057(b).

PERSON RESPONSIBLE: Jake J. Stewart

**Duke Energy Kentucky
Case No. 2021-00190
STAFF Second Set Data Requests
Date Received: June 29, 2021**

STAFF-DR-02-061

REQUEST:

Refer to Stewart Testimony, page 33, lines 16-20. State whether for those enrolling in the HDHP option, what amounts, if any, are included in the employee's HSA that require no additional contribution, or are automatically included for selecting the HDDP option.

RESPONSE:

Beginning effective January 1, 2020, HSA seed will be added to an employee's HSA account as a one-time contribution in January for any employee electing the HSP1 or HSP2 medical options. The amount of \$250 for someone with individual coverage and \$500 for someone electing a coverage tier that includes family members will further encourage enrollment to these cost-effective plan options.

PERSON RESPONSIBLE: Jake J. Stewart

**Duke Energy Kentucky
Case No. 2021-00190
STAFF Second Set Data Requests
Date Received: June 29, 2021**

STAFF-DR-02-062

REQUEST:

Refer to Stewart Testimony, page 33, lines 21-23. Of the 29.1 percent of total medical coverage, provide the total amount paid by employees for premiums and the total amount paid for out-of-pocket costs for the forecasted test period.

RESPONSE:

The projected 29.1% of the estimated total medical coverage cost is a split of 11.5% for employee contributions and 17.6% for employee out-of-pocket costs.

PERSON RESPONSIBLE: Jake J. Stewart

**Duke Energy Kentucky
Case No. 2021-00190
STAFF Second Set Data Requests
Date Received: June 29, 2021**

STAFF-DR-02-063

REQUEST:

Refer to the Direct Testimony of Brian R. Weisker (Weisker Testimony), page 9, lines 11-16. Provide an itemized list detailing the \$79 million in capital expenditures in 2020.

RESPONSE:

Please see STAFF-DR-02-063 Attachment. Please note that these amounts represent capital expenditures made in 2020, not capital placed in-service.

PERSON RESPONSIBLE: Brian R. Weisker

Duke Energy Kentucky
Case No. 2021-00190
STAFF Second Set Data Requests
Date Received: June 29, 2021

STAFF-DR-02-064

REQUEST:

Refer to Weisker Testimony, page 30, lines 1-19. Regarding the anticipated replacement of certain sections of the AM07 pipeline to meet Mega Rule requirements, provide the following:

- a. The threat category of the 14-mile section of pipeline that was included in Duke Kentucky's Transmission Integrity Management Plan.
- b. The number of High Consequence Areas (HCA) that are identified on the AM07 pipeline.
- c. The number of HCA identified on the 14-mile of section to be replaced.
- d. A reference in support of the statement starting on line 17: "PHMSA regulations encourage the replacement of the type of material that was used to construct the AM07 pipeline."

RESPONSE:

- a. Per the Company's Transmission Integrity Management Program (TIMP) Plan, these are the threats associated with AM07: external corrosion, internal corrosion, manufacturing, construction, third party damage, and incorrect operations.
- b. There are 11 HCAs currently on the AM07 pipeline.
- c. When the entire 14-mile section of AM07 is replaced, 10 HCAs will be replaced.
- d. The majority of AM07 was constructed with A. O. Smith (AOS) pipe. AOS pipe has a long history of failures due to hard spots in the pipe body along with failures

on the longitudinal seam. The AOS pipe used to construct the AM07 pipeline was installed in 1956. The first PHMSA regulations were established in 1970 and have been updated/modified/amended many times. More recently (July 2020), the PHMSA regulations require all transmission pipelines to have traceable, verifiable and complete pressure test records [192.624, “Maximum allowable operating pressure reconfirmation: Onshore steel transmission pipelines.”]. Options to reconfirm maximum allowable operating pressure includes pressure testing, pressure reduction, engineering critical analysis, and replacement. Considering the options to comply with 192.624 along with the threats identified through the TIMP Plan, the Company has determined that the most prudent option to reconfirm the maximum allowable operating pressure on AM07 is replacement.

PERSON RESPONSIBLE: Brian R. Weisker

**Duke Energy Kentucky
Case No. 2021-00190
STAFF Second Set Data Requests
Date Received: June 29, 2021**

STAFF-DR-02-065

REQUEST:

Refer to the Direct Testimony of James E. Ziolkowski (Ziolkowski Testimony), page 7, lines 8-9. Explain why no costs were functionalized as storage.

RESPONSE:

No costs were functionalized as storage because no storage-related costs appear in the revenue requirement model for this filing.

PERSON RESPONSIBLE: James E. Ziolkowski

REQUEST:

Refer to Ziolkowski Testimony, page 9, lines 1-4.

- a. Explain whether the average in excess method is commonly used in gas cost of service studies (COSS).
- b. Explain whether Duke Kentucky evaluated other COSS methodologies, and if so, explain why they were not utilized.

RESPONSE:

- a. The Gas Distribution Rate Design Manual (NARUC, June 1989) lists three methodologies for allocating demand-related costs:
 - Coincident Demand Method
 - Noncoincident Demand Method
 - Average and Peak Demand Method (also called the Average and Excess Method).

Because the Average and Peak Demand Method is one of only three listed methods, and because this method reflects a compromise between the coincident and noncoincident demand methods, I would assume that this method is commonly used in the industry.

- b. The Company did not evaluate the Coincident and Non-coincident demand methods because:

- The Company used the Average and Peak Demand Method in previous filings before this Commission, and
- The Average and Peak Demand Method best represents how gas is actually used by the various rate classes. All rate classes have some baseload level of gas usage, and all classes have peak usage levels that vary by rate class. In my opinion, the Average and Peak Demand method is the appropriate demand allocation methodology to be used. This method accounts for both the baseline usage and the contribution of each rate class to the peak demand.

PERSON RESPONSIBLE: James E. Ziolkowski

Duke Energy Kentucky
Case No. 2021-00190
STAFF Second Set Data Requests
Date Received: June 29, 2021

STAFF-DR-02-067

REQUEST:

Refer to Duke Kentucky's response to Staff's First Request, Item 54, Staff-DR-01-054 Attachment – DEK Gas COSS 2021 Macros Disabled.xlsx.

a. Refer to tab WP FR-17-(7)(v)-Mains (Plastic) and tab WP FR-16(7)(v)-Plastic Summary.

- 1) Confirm that the minimum system method was applied in the calculation of the customer and demand components
- 2) Recently, the Commission expressed its concern about the demand/customer expense allocation for distribution plant classifications and the Commission's preference for the zero-intercept method.¹ Although this concern has been expressed in electric rate cases, the same concept applies to natural gas in that if the zero-intercept analysis does not provide reasonable results, then this indicates little relationship between the number or cost and the number of customers, and therefore increasing the customer charge based on an arbitrary allocation is unreasonable. Provide an update to the COSS in Excel spreadsheet format with all formulas, columns and rows unprotected and fully accessible for the instances where the minimum system was applied.

¹ See Case No. 2020-00131, *Electronic Application of Meade County Rural Electric Cooperative Corporation for an Adjustment in Rate* (Ky. PSC Sept. 16, 2020) Order at 12.

- b. Provide the average and excess allocation factors from the 2018 and current case.

RESPONSE:

- a. The Company used the minimum system method to calculate the customer and demand components of the Mains costs. Specifically, the as-filed model uses the cost of 1” pipe as the minimum size plastic Main.

STAFF-DR-02-067 Attachment is a revised COSS that sets the customer-related portion of the Mains costs to zero. The tab WP FR-17-(7)(v)-Mains (Plastic) contains a linear regression model that shows a zero-intercept cost of negative \$12.27 which is non-sensical. Therefore, in this revised model, the customer-component of the plastic mains was set to zero on this tab by setting cell F33 to zero. This methodology moves a portion of the overall requested rate increase from residential customers to the non-residential rate classes. It also reduces the calculated residential customer charge that appears in the Customer Charge tab to \$25.47.

- b. Following are the average and excess allocation factors from the 2018 and current case:

Case No. 2018-00261

Average & Excess (b)			
	Rate Class	Ratio (K203)	Ratio (K205)
	Res - RS	56.467%	58.337%
	GS	29.523%	30.480%
	FT-L	10.913%	11.183%
	IT - Inter. Transportation	3.097%	0.000%
	Total	100.000%	100.000%

Case No. 2021-00190

<u>Average & Excess (b)</u>				
	<u>Rate Class</u>		<u>Ratio</u>	<u>Ratio</u>
			<u>(K203)</u>	<u>(K205)</u>
	Res - RS		51.036%	53.422%
	GS		30.990%	32.458%
	FT-L		13.624%	14.120%
	IT - Inter. Transportation		4.350%	0.000%
	Total		100.000%	100.000%

PERSON RESPONSIBLE: James E. Ziolkowski

STAFF-DR-02-067 ATTACHMENT

IS BEING PROVIDED

ELECTRONICALLY

**Duke Energy Kentucky
Case No. 2021-00190
STAFF Second Set Data Requests
Date Received: June 29, 2021**

STAFF-DR-02-068

REQUEST:

Provide a revised Schedule M where all riders are separately identified. Provide in Excel spreadsheet format with all formulas, columns, and rows unprotected and fully accessible.

RESPONSE:

The filed Schedule M separately identified all riders, as did the Excel spreadsheet submitted as STAFF-DR-01-054 Attachment – SCH-M and N – Test Period. There are radio buttons in Cells H7:I8 in the Input tab of that spreadsheet to toggle between including or excluding the riders.

PERSON RESPONSIBLE: Jeff L. Kern

Duke Energy Kentucky
Case No. 2021-00190
STAFF Second Set Data Requests
Date Received: June 29, 2021

STAFF-DR-02-069

REQUEST:

Refer to Duke Kentucky's response to Staff's First Request, Item 39. Provide, as separately stated totals, the total employer contributions to 401(k) expenses and for defined benefits for the forecasted test period. In addition to stated totals, provide this information detailing the total contributions for union and non-union employees.

RESPONSE:

See below for total employer 401(k) match expense and defined benefit expense for the forecasted test period (calendar year 2022) for Duke Energy Kentucky Gas. We are unable to break down amounts by union/non-union as dollars are not budgeted by employee type.

- Employer 401(k) matching contributions: \$319,125
- Employer 401(k) contributions: \$120,262
- Defined benefits: \$0 forecasted expense.

PERSON RESPONSIBLE: Jake J. Stewart

Duke Energy Kentucky
Case No. 2021-00190
STAFF Second Set Data Requests
Date Received: June 29, 2021

STAFF-DR-02-070

REQUEST:

Refer to Duke Kentucky's response to Staff's First Request, Item 49, Attachment 2, page 1 of 11.

- a. Explain how the amounts included in the "Revenue at Present Rates" and "Revenue at Proposed Rates" columns for the following line items were derived, and provide the underlying data used to arrive at those amounts.
 - 1) Bad Check Charges;
 - 2) Reconnection Charges;
 - 3) Field Collection Charges; and
 - 4) Other Misc.
- b. Explain what is included in the Other Misc. line item.

RESPONSE:

- a. Current amounts for these items were derived by multiplying test year Miscellaneous Other Revenue (Account 488000) by percentages developed using actual amounts for September 2020 through February 2021. The proposed amount for Reconnection Charges was increased from the current amount by the proposed percentage increase in the per reconnection charge. See STAFF-DR-02-070 Attachment.

- b. Other Misc. represents the Revenue from Gas Misc. Services. In the actual data used to develop the percentages, the only revenue being booked to that account was for electronic gas meter information provided to a customer.

PERSON RESPONSIBLE: Jeff L. Kern

**Duke Energy Kentucky
 Miscellaneous Revenue
 January 2022 - December 2022
 Forecasted**

	Bad Check	Reconnection	Field Collection	Other Misc	Total
<u>Actual Data for Base Period</u>					
Sep-20	11	525	-	15	551
Oct-20	22	1,725	88	15	1,850
Nov-20	17	700	-	15	732
Dec-20	1,584	681	-	15	2,280
Jan-21	1,688	306	15	15	2,024
Feb-21	1,397	86	15	15	1,513
	<u>4,719</u>	<u>4,023</u>	<u>118</u>	<u>90</u>	<u>8,950</u>
Percent of Total	52.73%	44.94%	1.32%	1.01%	

Forecasted Misc Rev (Allocated)

Jan-22	2,285	1,947	57	44	4,333
Feb-22	2,285	1,947	57	44	4,333
Mar-22	2,285	1,947	57	44	4,333
Apr-22	2,285	1,947	57	44	4,333
May-22	2,285	1,947	57	44	4,333
Jun-22	2,285	1,947	57	44	4,333
Jul-22	2,285	1,947	57	44	4,333
Aug-22	2,285	1,947	57	44	4,333
Sep-22	2,285	1,947	57	44	4,333
Oct-22	2,285	1,947	57	44	4,333
Nov-22	2,285	1,947	57	44	4,333
Dec-22	2,285	1,947	57	44	4,333
Total Test Period at Current Rates	<u>27,420</u>	<u>23,364</u>	<u>684</u>	<u>528</u>	<u>51,996</u>

Current Reconnection Charge	75.00
Proposed Reconnection Charge	90.00
Increase	15.00
Percentage Increase in Charge	20%
Reconnection Charges at Current Rates	23,364
Increase (Current x 20%)	4,673
Reconnection Charges at Proposed Rates	<u>28,037</u>

Duke Energy Kentucky
Case No. 2021-00190
STAFF Second Set Data Requests
Date Received: June 29, 2021

STAFF-DR-02-071

REQUEST:

Refer to Duke Kentucky's response to Staff's First Request, Item 52, regarding non-recurring charges.

- a. Provide the amount of the field collection charge.
- b. Provide detailed cost support for the field collection charge.
- c. Identify the tariff provision that allows for the assessment of a field collection charge.

RESPONSE:

- a. \$15.
- b. The Company did not prepare an analysis to support this cost as part of the case and does not have the historic documentation for its calculation. The nominal fee has been included in misc. revenues for the Company since at least its 2009 natural gas rate case, if not before. We believe that the \$15 fee is based on the Duke Energy Ohio \$15 field collection fee that is in the Duke Energy Ohio tariff. .
- c. Duke Energy Kentucky's retail gas tariff does not contain a field collection charge. The \$15 charge applies only when a Company employee travels to the customer's site. The Company would agree to including this charge in its tariff. See the response to part b. Eliminating the charge would reduce the misc. revenues offset by \$684, thereby increasing the Company's overall revenue requirement in this case by \$684.

PERSON RESPONSIBLE: James E. Ziolkowski